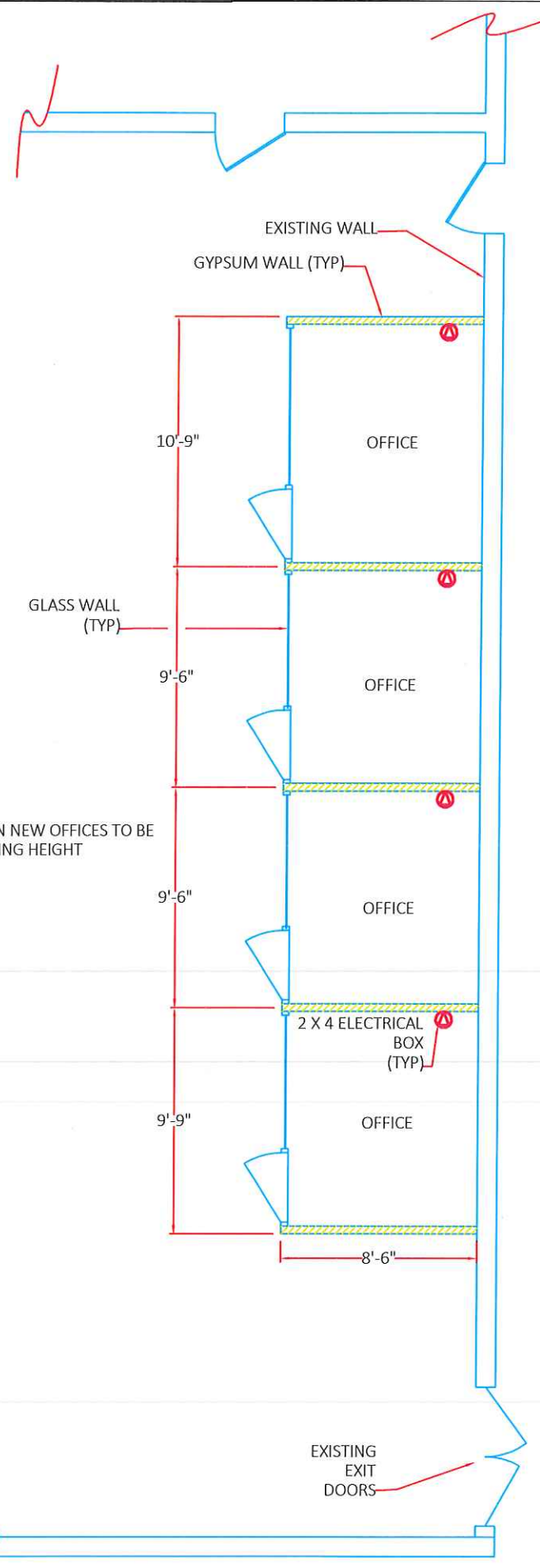


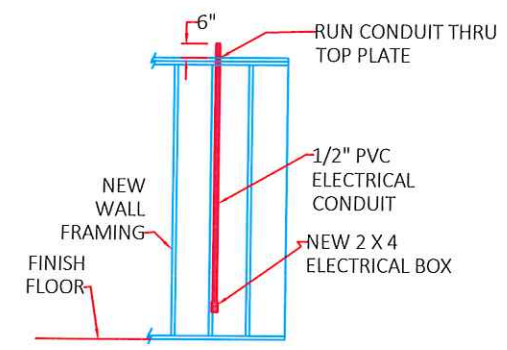
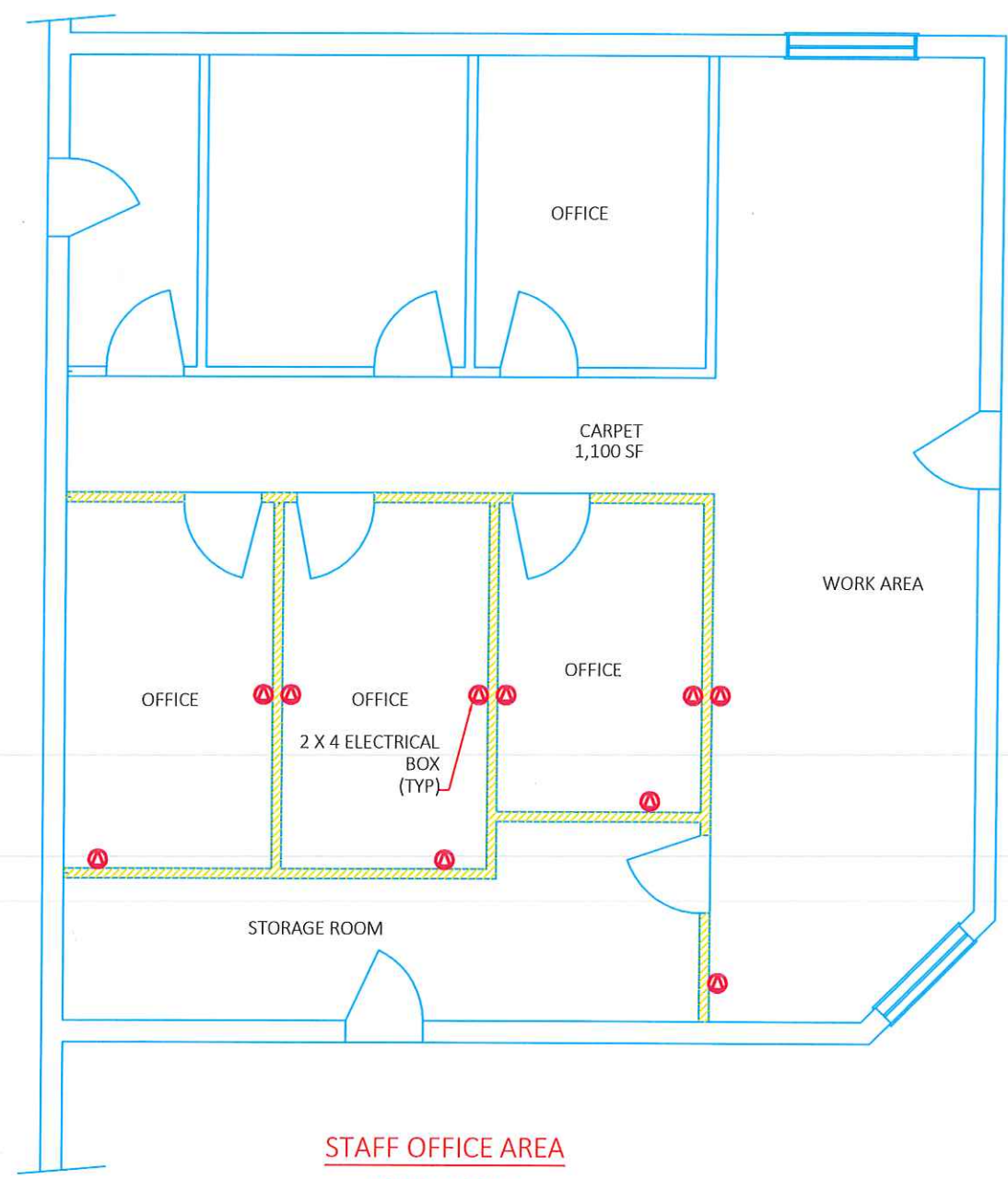
February 8, 2019

Justice Center Offices  
Communications Cable Installation  
Scope of work

1. Communications installation contractor shall have a current City Of Foley Business License.
2. See General Notes as shown on Drawing CABLE-01.
3. Communications installation contractor to provide all material, equipment, labor and supervision required to complete work shown on drawings and as described within this scope.
4. Coordinate work with all other contractors and General contractor.
5. Electrical boxes for the Courtroom offices shall be located in the general location as shown on Dwg CABLE-01.
6. Electrical boxes for the Magistrate office area are to be located in the general location as shown on Dwg CABLE-01 and adjacent to a 110 V receptacle.
7. Provide CAT-5-E-UTC cable and install from office locations thru plenum ceiling to Equipment Room as shown on Dwg-CABLE-01 and Dwg CABLE-02.
8. Provide 6 ft. of surplus cable at each box within the office areas.
9. Provide for 20 ft. each cable run of surplus cable within the Equipment Room below the lay in ceiling.
10. Cables are to be bundled together within the ceiling plenum.
11. Communications installation contractor shall provide a 1 year warranty for materials and workmanship beginning at day of final inspection approval.



NOTE:  
EXISTING SPRAY HEADS IN NEW OFFICES TO BE LOWERED FOR NEW CEILING HEIGHT



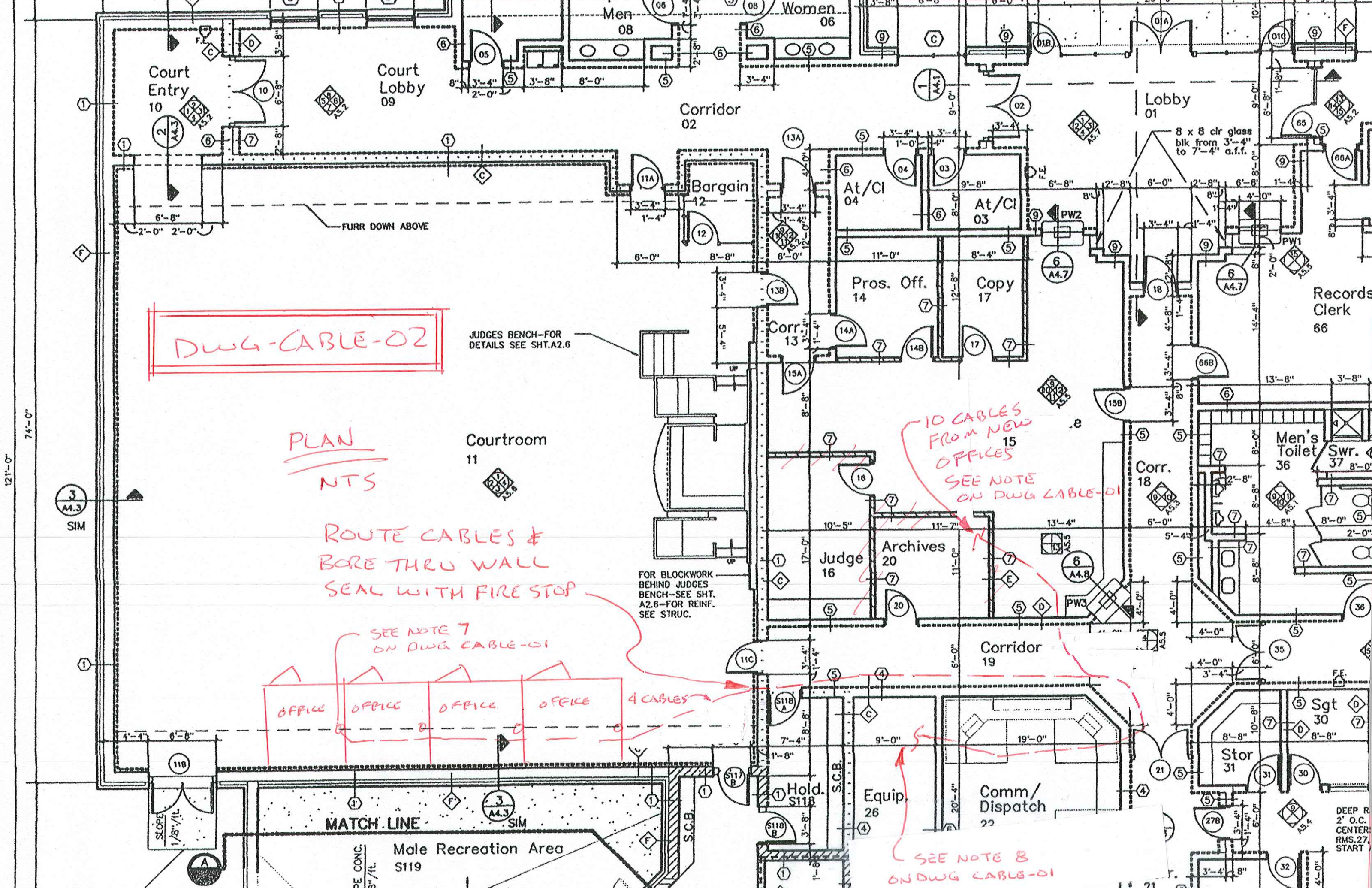
N T S  
14 REQUIRED

**GENERAL NOTES**

1. CABLE TO BE: CAT-5-E-UTP
2. LOCATION AND PLACEMENT OF BOXES, CONDUIT AND CABLE SHALL CONFORM TO ALL APPLICABLE BUILDING CODES.
3. COVER PLATES ON ELECTRICAL BOXES NOT REQUIRED. TERMINATION OF CABLES IS NOT REQUIRED. TERMINATION WORK WILL BE ACCOMPLISHED BY OTHERS.
4. WORK THIS DRAWING WITH DWG CABLE-02 AND SCOPE FOR COMPLETE WORK REQUIRED.

<b>CITY OF FOLEY</b>	
JUSTICE CENTER COMMUNICATION CABLE BOX	
SCALE: NONE	FEB 5, 2019
PLAN & DETAIL	DWG- CABLE-01





DWG-CABLE-02

PLAN  
NTS

ROUTE CABLES &  
BORE THRU WALL  
SEAL WITH FIRE STOP

SEE NOTE 7  
ON DWG CABLE-01

OFFICE OFFICE OFFICE OFFICE  
4 CABLES

10 CABLES  
FROM NEW  
OFFICES  
SEE NOTE  
ON DWG CABLE-01

SEE NOTE 8  
ON DWG CABLE-01

JUDGES BENCH-FOR  
DETAILS SEE SHT.A2.6

FOR BLOCKWORK  
BEHIND JUDGES  
BENCH-SEE SHT.  
A2.6-FOR REINF.  
SEE STRUC.

MATCH LINE

Male Recreation Area  
S119

DEEP R  
2" O.C.  
CENTER  
RMS.27  
START