
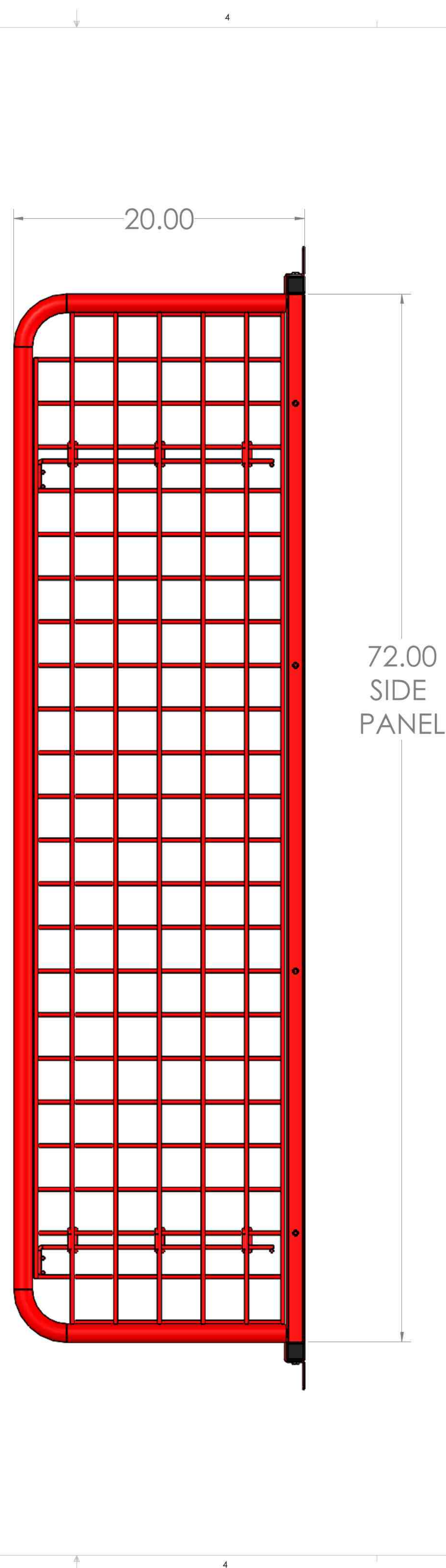
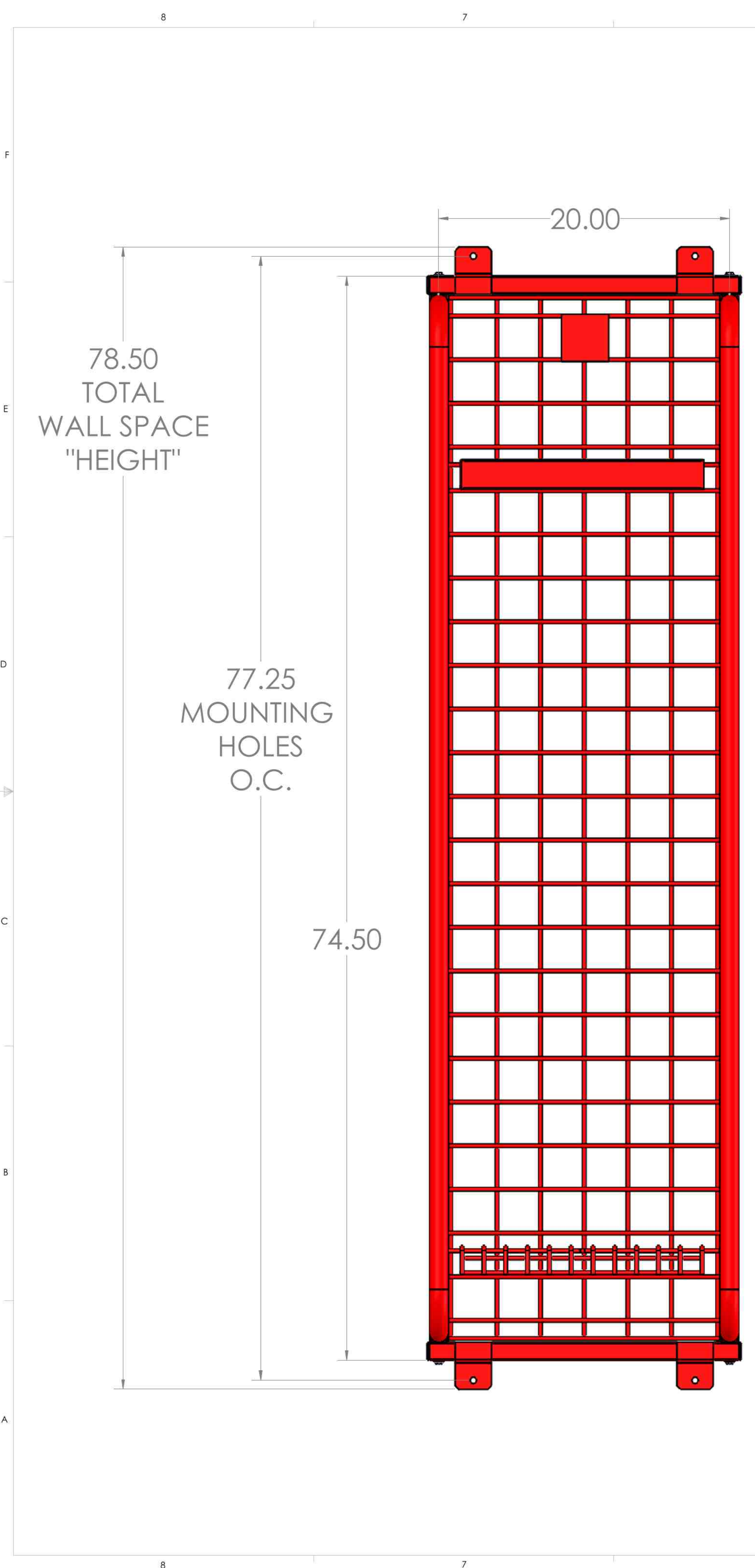


REV	DESCRIPTION	DATE
01	INITIAL RELEASE	06/01/2021



WALL MOUNT BRACKETS NOT TO EXCEED  
32" ON CENTER.

TOTAL LOCKER RUN WIDTH WOULD  
EQUAL NUMBER OF OPENINGS  
MULTIPLIED BY LOCKER WIDTH PLUS 1.25"

<b>GEARGRID</b> <small>PROPRIETARY AND CONFIDENTIAL</small> <small>THE INFORMATION CONTAINED IN THIS DRAWING IS THE SOLE PROPERTY OF GEARGRID CORPORATION. ANY REPRODUCTION IN PART OR AS A WHOLE WITHOUT THE WRITTEN PERMISSION OF GEARGRID CORPORATION IS PROHIBITED.</small>	<small>ENGINEER</small> LUKES B.	<small>DATE</small> 06/01/2021	<small>TITLE</small> LKR- 20Wx72Hx20D -1 OPENING
	<small>UNLESS OTHERWISE SPECIFIED:</small> <small>DIMENSIONS ARE IN INCHES</small> <small>TOLERANCES:</small> ANGLE MACHINED ±.5" ANGLE FORMED ±1" TWO PLACE .XX ±.03 THREE PLACE .XXX ±.010 HOLE Ø ±.005	<small>INTERPRET DIM AND TOLERANCE PER</small> ASME Y14.5M-1994	<small>MATERIAL</small> REF CUT SHEET
<small>THIRD ANGLE PROJECTION</small>	<small>SIZE</small> <b>D</b>	<small>PART NO.</small> 402001	<small>REV</small> 01
<small>DO NOT SCALE DRAWING</small>			<small>SHEET 1 OF 1</small>