

IRCFD Fire Station #7

Door Numbers	HwSet#
1	01
2	15
3	06
4	07
4A	14
4B	14
4C	14
5	14
6	16
7	07
8	12
9	11
10	19
11	19
12	16
13	19
14	19
15	13
16	13
17	13
18	01
19	06
20	07
20A	14
20B	14
20C	14
20D	14
20E	14
20F	14
21	03
22	20
23	20
24	20
25	20
26	20
27	20
28	08
29	08
30	11
31	08
32	08
33	04
34	02
35	03
36	09
37	11

Door Numbers	HwSet#
38	05
39	05

IRCFD Fire Station #7

HARDWARE SCHEDULE:

1. The following schedule is furnished for whatever assistance it may afford the contractor; do not consider it as entirely inclusive. Should any particular door or item be omitted in any scheduled hardware group, provide door or item with hardware same as required for similar purposes. Quantities listed are for each pair of doors or for each single door.
2. The intent of the hardware specification is to specify the hardware for interior and exterior doors, and to establish a type, continuity, and standard of quality. However, it is the door hardware supplier's responsibility to thoroughly review existing conditions, schedules, specifications, drawings, and other Contract Documents to verify the suitability of the hardware specified.
3. This hardware schedule was prepared by.

Allegion, PLC
3451 Technological Ave, Suite 7
Orlando FL 32817
Ph: 407-571-2000
Fax 407-571-2006

HARDWARE GROUP NO. 01 - EXTERIOR STOREFRONT

1 18

Provide each SGL door(s) with the following:

QTY		DESCRIPTION	CATALOG NUMBER	FINISH	MFR
3	EA	HINGE	5BB1 4.5 X 4.5 NRP	630	IVE
1	EA	PANIC HARDWARE	HH-9947-NL-OP-110MD-304L-SNB	626	VON
1	EA	RIM CYLINDER	20-057 ICX	626	SCH
1	EA	FSIC CORE	23-030	626	SCH
1	EA	CUSTOM DOOR PULLS	BY DOOR MANUFACTURER		UNK
1	EA	SURFACE CLOSER	4040XP SCUSH TBSRT	689	LCN
1	EA	MOUNTING PLATE	4040XP-18	689	LCN
1	EA	CUSH SHOE SUPPORT	4040XP-30 SRT	689	LCN

FBC NOA RISK CATEGORY IV - LEVEL "E" COMPLIANT
BALANCE OF HARDWARE BY STOREFRONT SUPPLIER

IRCFD Fire Station #7

HARDWARE GROUP NO. 02 - EXTERIOR D-CON RM

34

Provide each PR door(s) with the following:

QTY		DESCRIPTION	CATALOG NUMBER	FINISH	MFR
6	EA	HINGE	5BB1 4.5 X 4.5 NRP	630	IVE
2	EA	SURFACE BOLT	SB360 12" T	604	IVE
1	EA	MULT PT STOREROOM	LMV9380T 06A	626	SCH
1	EA	FSIC CORE	23-030	626	SCH
2	EA	SURFACE CLOSER	4040XP SCUSH TBSRT	689	LCN
1	EA	RAIN DRIP	11A	A	ZER
1	SET	GASKETING	139A-S	A	ZER
1	EA	RAIN DRIP	142AA	AA	ZER
1	EA	GASKETING	475AA	AA	ZER
1	EA	GASKETING	8144SBK PSA	BK	ZER
1	EA	DOOR SWEEP	539AA	AA	ZER
2	EA	DOOR BOTTOM	FAS-SEAL		STE
1	EA	THRESHOLD	566A-223	A	ZER

FBC NOA RISK CAT IV LEVEL "E" COMPLIANT - FBC NOA FL16740 BASIS OF DESIGN
 ASTRAGAL BY DOOR SUPPLIER

HARDWARE GROUP NO. 03 - EXTERIOR EXIT

21

35

Provide each SGL door(s) with the following:

QTY		DESCRIPTION	CATALOG NUMBER	FINISH	MFR
3	EA	HINGE	5BB1 4.5 X 4.5 NRP	630	IVE
1	EA	PANIC HARDWARE	WS-9927-L-06-SNB	626	VON
1	EA	RIM CYLINDER	20-057 ICX	626	SCH
1	EA	FSIC CORE	23-030	626	SCH
1	EA	SURFACE CLOSER	4040XP SCUSH TBSRT	689	LCN
1	EA	RAIN DRIP	11A	A	ZER
1	SET	GASKETING	139A-S	A	ZER
1	EA	RAIN DRIP	142AA	AA	ZER
1	EA	GASKETING	188SBK PSA	BK	ZER
1	EA	DOOR SWEEP	328AA	AA	ZER
1	EA	GASKETING	475AA	AA	ZER
1	EA	DOOR BOTTOM	FAS-SEAL		STE
1	EA	THRESHOLD	566A-223	A	ZER

FBC NOA RISK CAT IV LEVEL "E" COMPLIANT - FBC NOA FL14022 BASIS OF DESIGN

IRCFD Fire Station #7

HARDWARE GROUP NO. 04 - ELEC ROOM

33

Provide each SGL door(s) with the following:

QTY		DESCRIPTION	CATALOG NUMBER	FINISH	MFR
3	EA	HINGE	5BB1 4.5 X 4.5	630	IVE
1	EA	PANIC HARDWARE	99-L-NL-06-SNB	626	VON
1	EA	RIM CYLINDER	20-057 ICX	626	SCH
1	EA	FSIC CORE	23-030	626	SCH
1	EA	SURFACE CLOSER	4040XP REG OR PA AS REQ TBSRT	689	LCN
1	EA	KICK PLATE	8400 10" X 2" LDW B-CS	630	IVE
1	EA	WALL STOP	WS406/407CVX	630	IVE
1	EA	THRESHOLD	545A-223	A	ZER
3	EA	SILENCER	SR64	GRY	IVE

HARDWARE GROUP NO. 05 - APPARATUS - RATED

38

39

Provide each SGL door(s) with the following:

QTY		DESCRIPTION	CATALOG NUMBER	FINISH	MFR
3	EA	HINGE	5BB1 4.5 X 4.5	630	IVE
1	EA	FIRE EXIT HARDWARE	99-L-BE-F-06-SNB	626	VON
1	EA	SURFACE CLOSER	4040XP SCUSH TBSRT	689	LCN
1	EA	KICK PLATE	8400 10" X 2" LDW B-CS	630	IVE
1	EA	WALL STOP	WS406/407CVX	630	IVE
1	EA	GASKETING	488SBK PSA	BK	ZER
1	EA	DOOR SWEEP	39A	A	ZER
1	EA	THRESHOLD	545A-223	A	ZER

HARDWARE GROUP NO. 06 - VESTIBULE - RATED

3

19

Provide each SGL door(s) with the following:

QTY		DESCRIPTION	CATALOG NUMBER	FINISH	MFR
3	EA	HINGE	5BB1 4.5 X 4.5	630	IVE
1	EA	FIRE EXIT HARDWARE	99-L-BE-F-06-SNB	626	VON
1	EA	SURFACE CLOSER	4040XP REG OR PA AS REQ TBSRT	689	LCN
1	EA	KICK PLATE	8400 10" X 2" LDW B-CS	630	IVE
1	EA	WALL STOP	WS406/407CVX	630	IVE
1	EA	GASKETING	488SBK PSA	BK	ZER
1	EA	DOOR SWEEP	39A	A	ZER
1	EA	THRESHOLD	545A-223	A	ZER

IRCFD Fire Station #7

HARDWARE GROUP NO. 07 - HALLWAY - NON-RATED

4 7 20

Provide each SGL door(s) with the following:

QTY		DESCRIPTION	CATALOG NUMBER	FINISH	MFR
3	EA	HINGE	5BB1 4.5 X 4.5	630	IVE
1	EA	PANIC HARDWARE	99-L-BE-06-SNB	626	VON
1	EA	SURFACE CLOSER	4040XP REG OR PA AS REQ TBSRT	689	LCN
1	EA	KICK PLATE	8400 10" X 2" LDW B-CS	630	IVE
1	EA	WALL STOP	WS406/407CVX	630	IVE
1	EA	GASKETING	488SBK PSA	BK	ZER
1	EA	DOOR SWEEP	39A	A	ZER
1	EA	THRESHOLD	545A-223	A	ZER

HARDWARE GROUP NO. 08 - STORAGE - RATED

28 29 31 32

Provide each SGL door(s) with the following:

QTY		DESCRIPTION	CATALOG NUMBER	FINISH	MFR
3	EA	HINGE	5BB1 4.5 X 4.5	630	IVE
1	EA	VANDL STOREROOM LOCK	ND96P6D RHO	626	SCH
1	EA	SURFACE CLOSER	4040XP REG OR PA AS REQ TBSRT	689	LCN
1	EA	KICK PLATE	8400 10" X 2" LDW B-CS	630	IVE
1	EA	WALL STOP	WS406/407CVX	630	IVE
1	EA	GASKETING	488SBK PSA	BK	ZER
1	EA	THRESHOLD	545A-223	A	ZER

OMIT WALL STOP AT DOORS 28 AND 32.

HARDWARE GROUP NO. 09 - JANITOR

36

Provide each SGL door(s) with the following:

QTY		DESCRIPTION	CATALOG NUMBER	FINISH	MFR
3	EA	HINGE	5BB1 4.5 X 4.5	630	IVE
1	EA	VANDL STOREROOM LOCK	ND96P6D RHO	626	SCH
1	EA	SURFACE CLOSER	4040XP REG OR PA AS REQ TBSRT	689	LCN
1	EA	KICK PLATE	8400 10" X 2" LDW B-CS	630	IVE
1	EA	WALL STOP	WS406/407CVX	630	IVE
1	EA	GASKETING	488SBK PSA	BK	ZER
1	EA	DOOR SWEEP	39A	A	ZER
1	EA	THRESHOLD	545A-223	A	ZER

IRCFD Fire Station #7

HARDWARE GROUP NO. 11 - MECH RM/AHU/PHONE - NON-RATED

9 30 37

Provide each SGL door(s) with the following:

QTY		DESCRIPTION	CATALOG NUMBER	FINISH	MFR
3	EA	HINGE	5BB1 4.5 X 4.5	630	IVE
1	EA	VANDL STOREROOM LOCK	ND96P6D RHO	626	SCH
1	EA	SURFACE CLOSER	4040XP REG OR PAAS REQ TBSRT	689	LCN
1	EA	KICK PLATE	8400 10" X 2" LDW B-CS	630	IVE
1	EA	WALL STOP	WS406/407CVX	630	IVE
1	EA	THRESHOLD	545A-223	A	ZER
3	EA	SILENCER	SR64	GRY	IVE

OMIT THRESHOLD AT DOOR 9 AND 37

OMIT WALL STOP AT DOOR 9.

HARDWARE GROUP NO. 12 - OFFICE - RATED

8

Provide each SGL door(s) with the following:

QTY		DESCRIPTION	CATALOG NUMBER	FINISH	MFR
3	EA	HINGE	5BB1 4.5 X 4.5	630	IVE
1	EA	VANDL ENTRANCE LOCK	ND92P6D RHO	626	SCH
1	EA	SURFACE CLOSER	4040XP REG OR PAAS REQ TBSRT	689	LCN
1	EA	KICK PLATE	8400 10" X 2" LDW B-CS	630	IVE
1	EA	WALL STOP	WS406/407CVX	630	IVE
1	EA	GASKETING	488SBK PSA	BK	ZER
1	EA	DOOR SWEEP	39A	A	ZER
1	EA	THRESHOLD	545A-223	A	ZER

HARDWARE GROUP NO. 13 - PANTRY

15 16 17

Provide each SGL door(s) with the following:

QTY		DESCRIPTION	CATALOG NUMBER	FINISH	MFR
3	EA	HINGE	5BB1 4.5 X 4.5	630	IVE
1	EA	EXIT CLASSROOM LOCK	ND25X70P6D RHO XN12-004	626	SCH
1	EA	OH STOP	450S	652	GLY
3	EA	SILENCER	SR64	GRY	IVE

IRCFD Fire Station #7

HARDWARE GROUP NO. 14 - DORM

4A 4B 4C 5 20A 20B
 20C 20D 20E 20F

Provide each SGL door(s) with the following:

QTY		DESCRIPTION	CATALOG NUMBER	FINISH	MFR
3	EA	HINGE	5BB1 4.5 X 4.5	630	IVE
1	EA	PRIVACY LOCK W/ OUTSIDE INDICATOR	ND40S RHO OS-OCC	626	SCH
1	EA	SURFACE CLOSER	4040XP REG OR PAAS REQ TBSRT	689	LCN
1	EA	KICK PLATE	8400 10" X 2" LDW B-CS	630	IVE
1	EA	WALL STOP	WS406/407CVX	630	IVE
3	EA	SILENCER	SR64	GRY	IVE

HARDWARE GROUP NO. 15 - RESTROOM - PRIVACY W/OCCUPANCY INDICATOR

2

Provide each SGL door(s) with the following:

QTY		DESCRIPTION	CATALOG NUMBER	FINISH	MFR
3	EA	HINGE	5BB1 4.5 X 4.5	630	IVE
1	EA	PRIVACY LOCK W/ OUTSIDE INDICATOR	ND40S RHO OS-OCC	626	SCH
1	EA	SURFACE CLOSER	4040XP REG OR PAAS REQ TBSRT	689	LCN
1	EA	KICK PLATE	8400 10" X 2" LDW B-CS	630	IVE
1	EA	WALL STOP	WS406/407CVX	630	IVE
1	EA	THRESHOLD	THRESHOLD PER SILL DETAIL		UNK
3	EA	SILENCER	SR64	GRY	IVE

MARBLE THRESHOLD BY FLOORING CONTRACTOR

HARDWARE GROUP NO. 16 - DAY ROOM/KITCHEN

6 12

Provide each SGL door(s) with the following:

QTY		DESCRIPTION	CATALOG NUMBER	FINISH	MFR
3	EA	HINGE	5BB1 4.5 X 4.5	630	IVE
1	EA	PASSAGE SET	ND10S RHO	626	SCH
1	EA	SURFACE CLOSER	4040XP REG OR PAAS REQ TBSRT	689	LCN
1	EA	KICK PLATE	8400 10" X 2" LDW B-CS	630	IVE
1	EA	WALL STOP	WS406/407CVX	630	IVE
1	EA	GASKETING	488SBK PSA	BK	ZER
1	EA	DOOR SWEEP	39A	A	ZER
1	EA	THRESHOLD	545A-223	A	ZER

IRCFD Fire Station #7

HARDWARE GROUP NO. 19 - RESTROOMS - PUSH/PULL

10	11	13	14		
Provide each SGL door(s) with the following:					
QTY		DESCRIPTION	CATALOG NUMBER	FINISH	MFR
3	EA	HINGE	5BB1 4.5 X 4.5	630	IVE
1	EA	PUSH PLATE	8200 4" X 16"	630	IVE
1	EA	PULL PLATE	8303 10" 4" X 16"	630	IVE
1	EA	SURFACE CLOSER	4040XP REG OR PAAS REQ TBSRT	689	LCN
1	EA	KICK PLATE	8400 10" X 2" LDW B-CS	630	IVE
1	EA	WALL STOP	WS406/407CVX	630	IVE
1	EA	THRESHOLD	THRESHOLD PER SILL DETAIL		UNK
3	EA	SILENCER	SR64	GRY	IVE
MARBLE THRESHOLD BY FLOORING CONTRACTOR					

HARDWARE GROUP NO. 20 - MOTORIZED/MANUAL OH DOORS

22	23	24	25	26	27	
Provide each RU door(s) with the following:						
QTY		DESCRIPTION	CATALOG NUMBER	FINISH	MFR	
	EA	OVERHEAD DOOR HARDWARE	ALL HARDWARE BY DOOR MANUFACTURER		UNK	
ALL HARDWARE BY DOOR SUPPLIER						



ALLEGION

SCHLAGE


Customer Bulletin

Date: Updated April 6, 2024

Price book 14 addendum for new ND Series Indication Trim

As of April 1st we began manufacturing the new ND Series Indication trims. As a new offering there is no impact to existing product listings or prices shown in price book 14 which also went into effect March 1. The new lock status indication trim is radically different than any cylindrical trim in the marketplace and offers many benefits for your customers:

- Can be ordered configured or as a retrofit kit
- Window size is unmatched in the market using an escutcheon style trim to allow the message to run the full width of the lock at a height of .6" for maximum visibility
- It can be installed using the same standard door prep as any ND Series lock
- Trim is available on eight functions, one-sided only (ordered handed)
- Fits 1-3/4" doors
- Sold separate spacer plates increase door range to include 1-3/8" to 1-11/16" doors




Available on these functions

Classroom and other uses (inside only indication)



ND50 | ND91



ND53 | ND92




ND78 | ND98

Privacy (outside only indication)



ND40



ND44