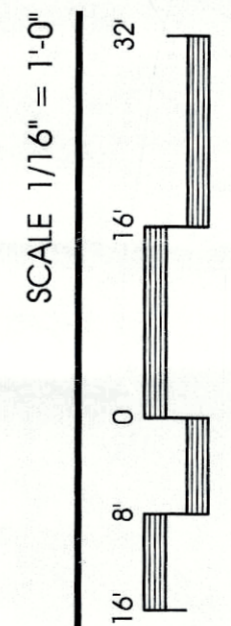
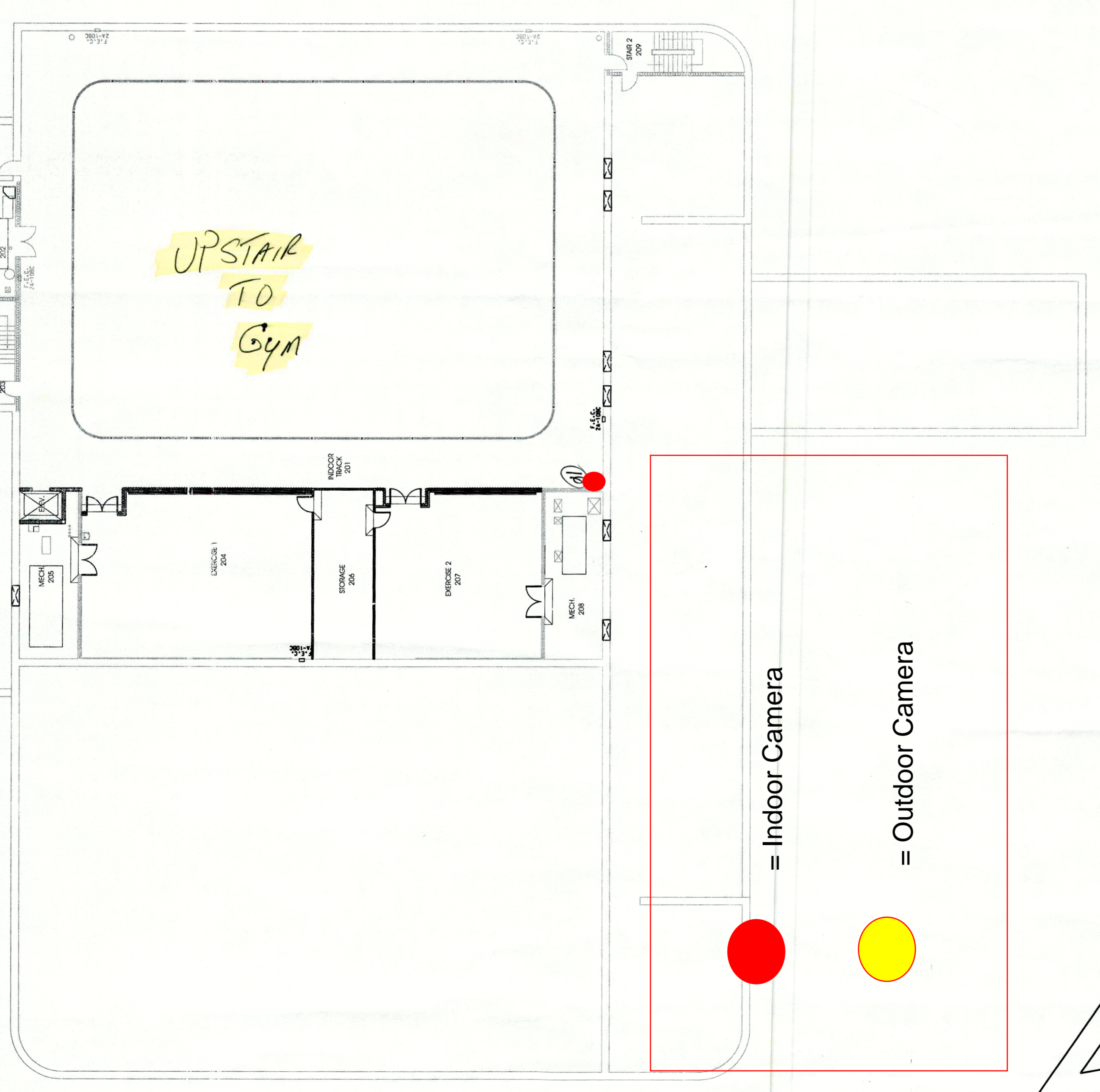
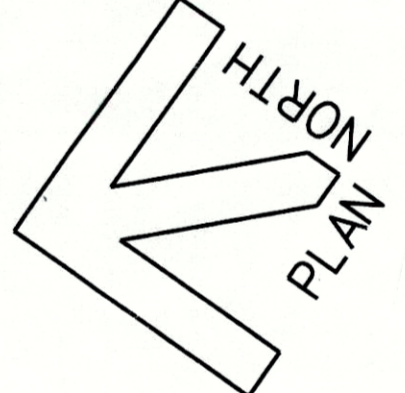
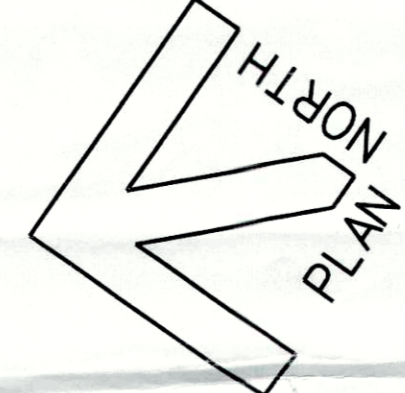


MASTER NEW  
FIRST FLOOR PLAN



MASTER NEW  
SECOND FLOOR PLAN



● = Indoor Camera  
● = Outdoor Camera

WALL SYMBOLS LEGEND

- EXISTING WALL TO REMAIN
- NEW 3/8" METAL STUDS AT 24" O.C. W/ 5/8" GYPSUM BOARD ON EACH SIDE - NOT FIRE RATED
- NEW SOUND WALL - NOT FIRE RATED
- NEW C.M.U. WALL - NOT FIRE RATED
- EXISTING C.M.U. WALL - 1 HOUR FIRE WALL
- NEW C.M.U. WALL - 1 HOUR FIRE WALL
- EXISTING C.M.U. WALL - 2 HOUR FIRE WALL
- NEW C.M.U. WALL - 2 HOUR FIRE WALL
- EXISTING C.M.U. WITH SPIT-FACE VENEER WALL
- NEW C.M.U. WITH SPIT-FACE VENEER WALL
- NEW C.M.U. WITH SPIT-FACE VENEER WALL - 1 HOUR RATED WALL

\* EXTEND ALL NEW WALLS TIGHT TO METAL DECK ABOVE AND SEAL GAPS, UNLESS OTHERWISE NOTED.