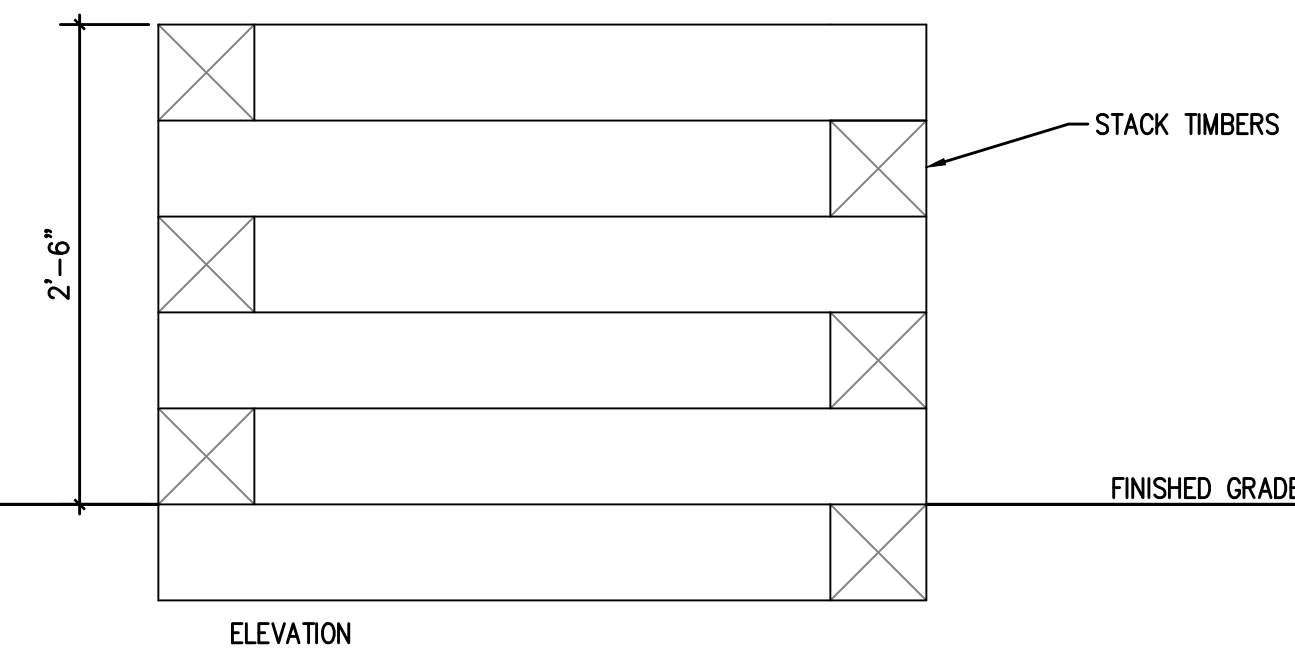
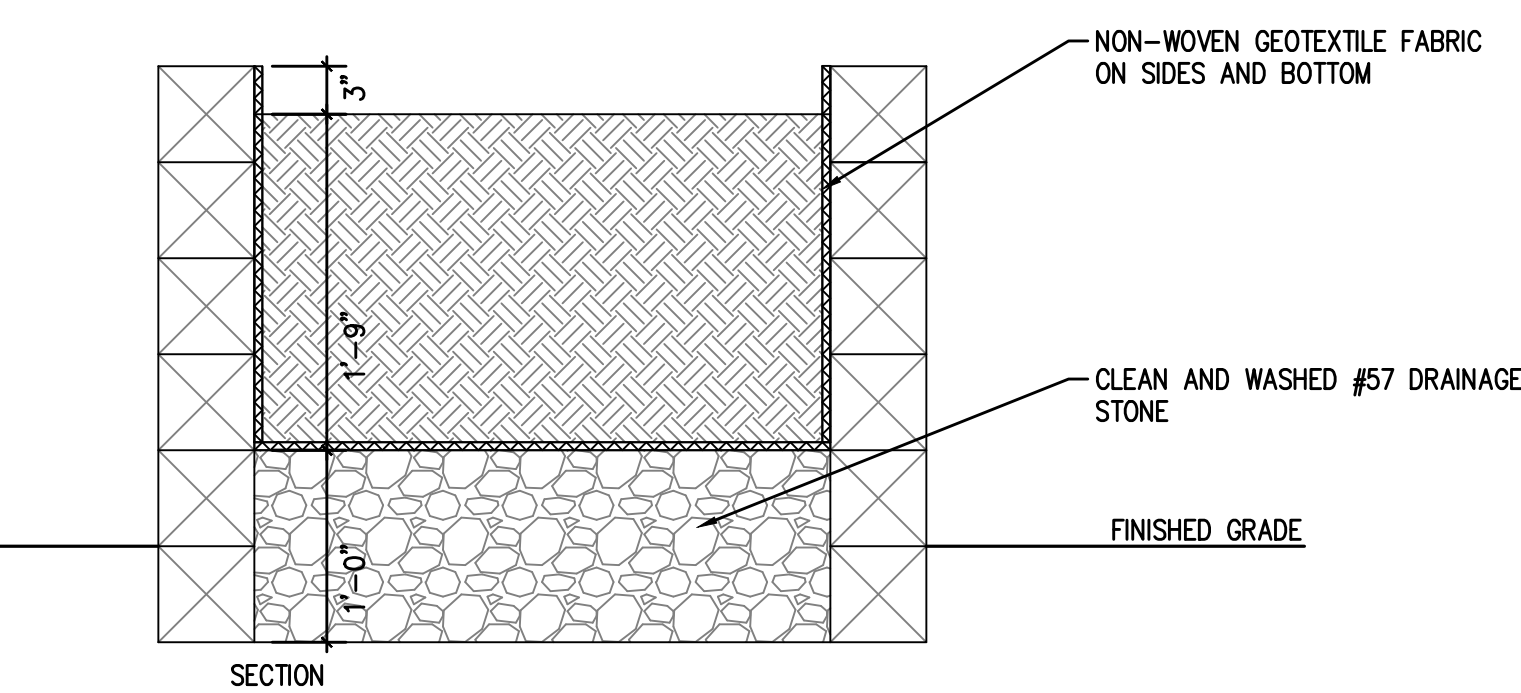


PLAN



ELEVATION



SECTION

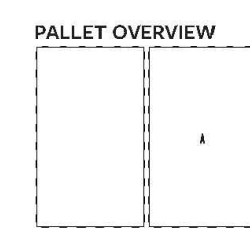
1 RAISED GARDEN BED
L-0303 SCALE: NTS

COLOR: NATURAL FINISH



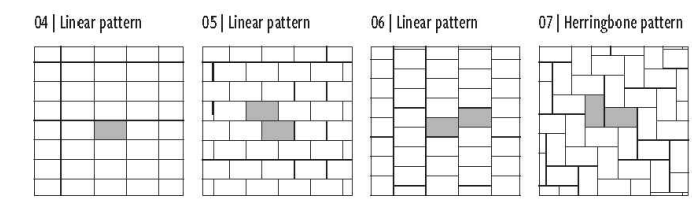
BLU GRANDE

DESCRIPTION: Slab TEXTURE: Smooth and HD¹ Smooth



NOTES
See page 17 to 21 for more technical information.

Specifications per pallet	Imperial	Metric
Cubing	96.71 ft ³	8.58 m ³
Approx. Weight: Smooth	2 675 lbs	1 213 kg
Approx. Weight: HD ¹ Smooth	2 744 lbs	1 244 kg
Number of rows	11	
Coverage per row	8.79 ft ²	0.82 m ²
Linear coverage per row	Depth: 3.25 in. ft.	0.99 in. m
	Length: 5.41 in. ft.	1.45 in. m
Unit dimensions	in	mm
Height	2 3/8	60
Width	19 1/2	495
Length	32 1/2	825



2 CONCRETE PAVER
L-0303 SCALE: NTS

COLOR: ONYX BLACK
QTY: 23
* SPACE 4"

ADVANCE COPY

LANDSCAPE DETAILS

WALTER L. PHILLIPS INCORPORATED ESTABLISHED 1945

Engineers • Surveyors • Planners
Landscape Architects • Arborists
207 PARK AVENUE
FALLS CHURCH, VIRGINIA 22046
(703) 532-6163 Fax (703) 533-1301
www.WLPINC.com
email: bschitter@wlpinc.com

ARLINGTON, VIRGINIA
DEPARTMENT OF ENVIRONMENTAL SERVICES
1212 SOUTH IRVING STREET
LOT 41-B AND PARCEL 10, C.B. MUNSON'S 2ND ADDITION TO ARLINGTON
SUPPLEMENTARY LANDSCAPE PLAN
ARLINGTON COUNTY, VIRGINIA

SCALE: NONE	DRAWN BS	CHECKED KW
SUBMITTED DATE	APPROVED DATE	
REVISIONS FOR PERMIT: 05/21/2021	DIRECTOR OF ENVIRONMENTAL SERVICES	
SHEET: L-0303		