

**ADDENDUM TWO
REPLACEMENT ROOFING SYSTEM FOR SOUTH CHATTANOOGA YFD CENTER
CONTRACT NO. Y-18-033-201
CITY OF CHATTANOOGA, TENNESSEE**

The following changes shall be made to the Contract Documents, Specifications, and Drawings:

I. Contract Documents

Adding the following Sections per the Table of Contents:

0077333 Safety Post Roof Hatch

Adding the following Sections per the Drawings Table of Contents:

Pgs 10-20

September 24, 2018

/s/ Justin C. Holland, Administrator
City of Chattanooga
Department of Public Works

SECTION 077333

SAFETY POST / ROOF HATCH

(BILCO TYPE LU OR EQUIVALENT)

PART 1 - GENERAL

1.1 SUMMARY

- A. Work Included: Provide factory-fabricated ladder safety posts.

1.2 SUBMITTALS

- A. Product Data: Submit manufacturer's product data.
- B. Shop Drawings: Submit shop drawings including profiles, accessories, location, adjacent construction interface, and dimensions.
- C. Warranty: Submit executed copy of manufacturer's standard warranty.

1.3 QUALITY ASSURANCE

- A. Manufacturer: A minimum of 5 years experience manufacturing similar products.
- B. Installer: A minimum of 2 years experience installing similar products.
- C. Manufacturer's Quality System: Registered to ISO 9001:2008 Quality Standards including in-house engineering for product design activities.

1.4 DELIVERY, STORAGE AND HANDLING

- A. Deliver products in manufacturer's original packaging. Store materials in a dry, protected, well-vented area. Inspect product upon receipt and report damaged material immediately to delivering carrier and note such damage on the carrier's freight bill of lading.

1.5 WARRANTY

- A. Manufacturer's Warranty: Provide manufacturer's standard warranty. Materials shall be free of defects in material and workmanship for a period of five years from the date of purchase. Should a part fail to function in normal use within this period, manufacturer shall furnish a new part at no charge.

PART 2 - PRODUCTS

2.1 MANUFACTURER

- A. Basis-of-Design Manufacturer: Type LU Ladder Safety Post by The Bilco Company, P.O. Box 1203, New Haven, CT 06505, 1-800-366-6530, Fax: 1-203-933-8478, Web: www.bilco.com. Comply with the following:

2.2 LADDER SAFETY POST

- A. Furnish and install where indicated on plans ladder safety post Model LU-1. The ladder safety post shall be pre-assembled from the manufacturer.
- B. Performance characteristics:
 - 1. Tubular post shall lock automatically when fully extended.
 - 2. Safety post shall have controlled upward and downward movement.
 - 3. Release lever shall disengage the post to allow it to be returned to its lowered position.
 - 4. Post shall have adjustable mounting brackets to fit ladder rung spacing up to 14" (356mm) on center and clamp brackets to accommodate ladder rungs up to 1-3/4" (44mm) in diameter.
- C. Post: Shall be manufactured of high strength square tubing. A pull up loop shall be provided at the upper end of the post to facilitate raising the post.
- D. Material of construction: Shall be [insert: steel (Model LU-1, LU-2); or Type 304 stainless steel (Model LU-3); or aluminum (Model LU-4)].
- E. Balancing spring: A stainless steel spring balancing mechanism shall be provided to provide smooth, easy, controlled operation when raising and lowering the safety post. [For installation in highly corrosive atmospheres, Model LU-3 incorporates a special alloy spring mechanism].
- F. Hardware: All mounting hardware shall be Type 316 stainless steel.
- G. Finishes: Factory finish shall be [insert: yellow powder coat steel (Model LU-1); or hot dip galvanized steel (Model LU-2); or mill finish stainless steel (Model LU-3); or mill finish aluminum (LU-4)].

PART 3 - EXECUTION

3.1 EXAMINATION

- A. Examine substrates and openings for compliance with requirements for installation tolerances and other conditions affecting performance. Proceed with installation only after unsatisfactory conditions have been corrected.


3.2 INSTALLATION

- A. Install products in strict accordance with manufacturer's instructions and approved submittals. Locate units level, plumb, and in proper alignment with adjacent work.
 - 1. Test units for proper function and adjust until proper operation is achieved.
 - 2. Repair finishes damaged during installation.
 - 3. Restore finishes so no evidence remains of corrective work.

3.3 ADJUSTING AND CLEANING

- A. Clean exposed surfaces using methods acceptable to the manufacturer which will not damage finish.

END OF SECTION



31

32

33

34

35

36

311-312

313-317

328-329

318-322

323-327

288-289

NOTE: THE NUMBERS SHOWN IN THE PICTURES ARE ASSOCIATED WITH THE SURVEY SHOT TAKEN BY THE SURVEYOR AND THEY ARE NOT TO BE USED IN IDENTIFICATION OF ROOF PENETRATION.



CITY OF CHATTANOOGA
DEPARTMENT OF PUBLIC WORKS

ADMINISTRATOR:
JUSTIN C. HOLLAND

CITY ENGINEER:
WILLIAM C. PAYNE, P.E.

NO.	DATE	REVISION	DES.	SIG.
0	9-1-18	ORIGINAL		AWO

SOUTH CHATTANOOGA
YFD CENTER
ROOF REPLACEMENT


CONTRACT# Y-18-003

SCALE: N.T.S.

DRAWN: JAH

DESIGN:



CHECKED: AWO




TN REGISTRATION NO. 110151

PICTURES

SHEET: 10 of 20



NOTE: THE NUMBERS SHOWN IN THE PICTURES ARE ASSOCIATED WITH THE SURVEY SHOT TAKEN BY THE SURVEYOR AND THEY ARE NOT TO BE USED IN IDENTIFICATION OF ROOF PENETRATION.



CITY OF CHATTANOOGA
DEPARTMENT OF PUBLIC WORKS

ADMINISTRATOR:
JUSTIN C. HOLLAND

CITY ENGINEER:
WILLIAM C. PAYNE, P.E.

NO.	DATE	REVISION	DES.	SIG.
0	9-1-18	ORIGINAL		AWO

SOUTH CHATTANOOGA
YFD CENTER
ROOF REPLACEMENT


CONTRACT# Y-18-003

SCALE: N.T.S.

DRAWN: JAH

DESIGN:



CHECKED: AWO



TN REGISTRATION NO. 110151

PICTURES

SHEET: 11 of 20



43

44


45

46

47

48

NOTE: THE NUMBERS SHOWN IN THE PICTURES ARE ASSOCIATED WITH THE SURVEY SHOT TAKEN BY THE SURVEYOR AND THEY ARE NOT TO BE USED IN IDENTIFICATION OF ROOF PENETRATION.



CITY OF CHATTANOOGA
DEPARTMENT OF PUBLIC WORKS

ADMINISTRATOR:
JUSTIN C. HOLLAND

CITY ENGINEER:
WILLIAM C. PAYNE, P.E.

NO.	DATE	REVISION	DES.	SIG.
0	9-1-18	ORIGINAL		AWO

SOUTH CHATTANOOGA
YFD CENTER
ROOF REPLACEMENT


CONTRACT# Y-18-003

SCALE: N.T.S.

DRAWN: JAH

DESIGN:


CHECKED: AWO




TN REGISTRATION NO. 110151

PICTURES

SHEET: 12 of 20



NOTE: THE NUMBERS SHOWN IN THE PICTURES ARE ASSOCIATED WITH THE SURVEY SHOT TAKEN BY THE SURVEYOR AND THEY ARE NOT TO BE USED IN IDENTIFICATION OF ROOF PENETRATION.



CITY OF CHATTANOOGA
DEPARTMENT OF PUBLIC WORKS

ADMINISTRATOR:
JUSTIN C. HOLLAND

CITY ENGINEER:
WILLIAM C. PAYNE, P.E.

NO.	DATE	REVISION	DES	SIG.
0	9-1-18	ORIGINAL		AWO

SOUTH CHATTANOOGA
YFD CENTER
ROOF REPLACEMENT


CONTRACT# Y-18-003

SCALE: N.T.S.

DRAWN: JAH

DESIGN:

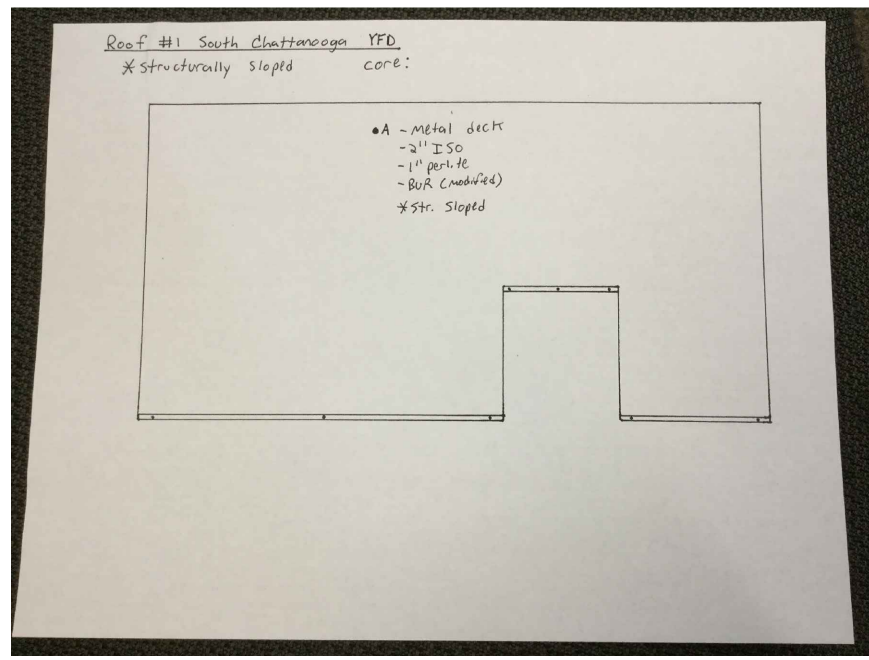

CHECKED: AWO



TN REGISTRATION NO. 110151

PICTURES





CITY OF CHATTANOOGA

DEPARTMENT OF PUBLIC WORKS

ADMINISTRATOR:
JUSTIN C. HOLLAND

CITY ENGINEER:
WILLIAM C. PAYNE, P.E.

NO.	DATE	REVISION	DES.	SIG.
0	9-1-18	ORIGINAL		AWO

SOUTH CHATTANOOGA YFD CENTER ROOF REPLACEMENT


CONTRACT# Y-18-003

SCALE: NTS

DRAWN: JAH

DESIGN:



CHECKED: AWO



TN REGISTRATION NO. 110151

CORE - SECT 1

SHEET: 14 of 20



CITY OF CHATTANOOGA

DEPARTMENT OF PUBLIC WORKS

ADMINISTRATOR:
JUSTIN C. HOLLAND

CITY ENGINEER:
WILLIAM C. PAYNE, P.E.

NO.	DATE	REVISION	DES	SIG.
0	9-1-18	ORIGINAL		AWO

**SOUTH CHATTANOOGA YFD CENTER
ROOF REPLACEMENT**


CONTRACT# Y-18-003

SCALE: NTS

DRAWN: JAH

DESIGN:

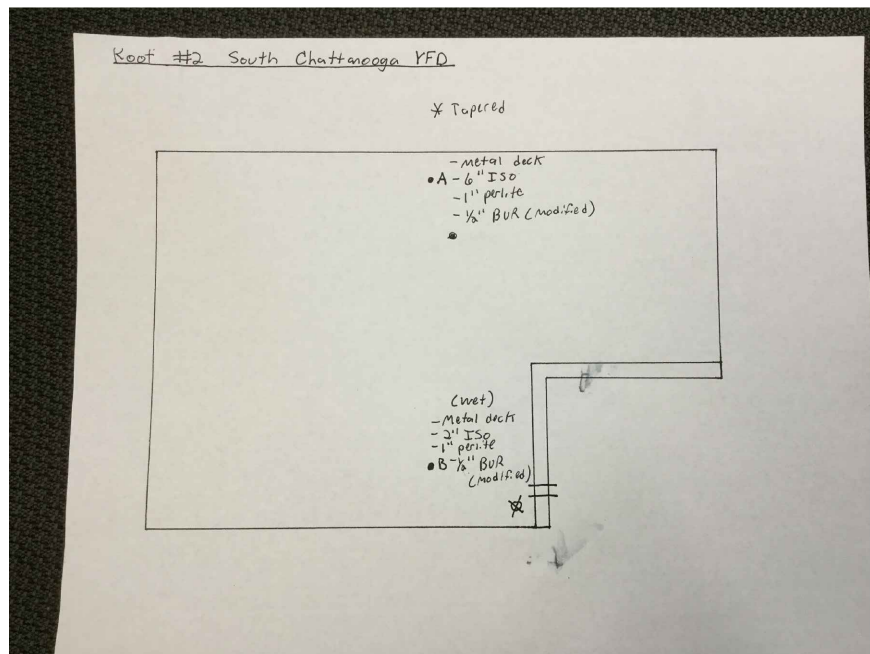
CHECKED: AWO


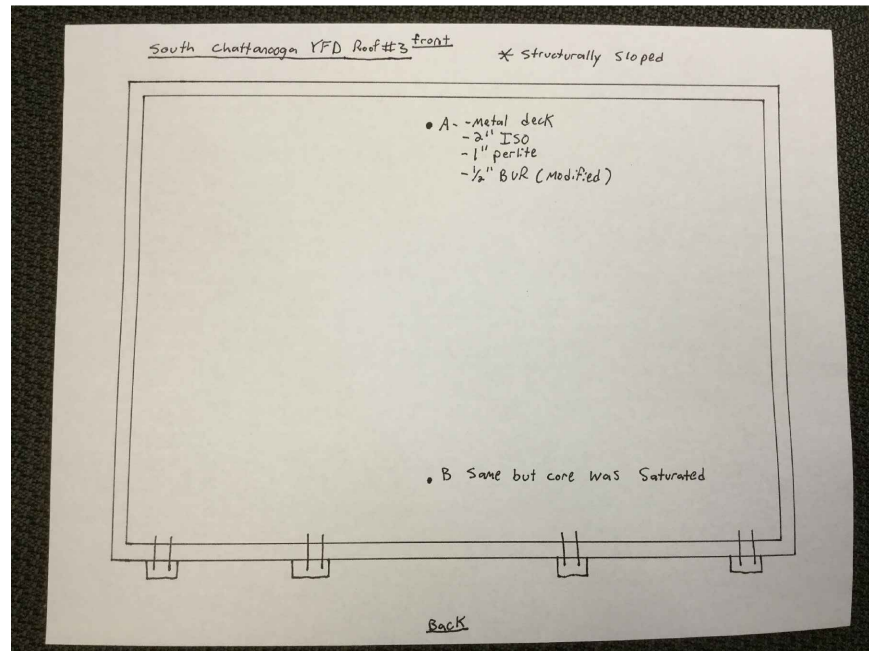



TN REGISTRATION NO. 110151

CORE - SECT 2

SHEET: 15 of 20





CITY OF CHATTANOOGA

DEPARTMENT OF PUBLIC WORKS

ADMINISTRATOR:
JUSTIN C. HOLLAND

CITY ENGINEER:
WILLIAM C. PAYNE, P.E.

NO.	DATE	REVISION	DES	SIG.
0	9-1-18	ORIGINAL		AWO

SOUTH CHATTANOOGA YFD CENTER ROOF REPLACEMENT


CONTRACT# Y-18-003

SCALE: NTS

DRAWN: JAH

DESIGN:


CHECKED: AWO



TN REGISTRATION NO. 110151

CORE - SECT 3

SHEET: 16 of 20



**CITY OF
CHATTANOOGA**
DEPARTMENT OF
PUBLIC WORKS

ADMINISTRATOR:
JUSTIN C. HOLLAND

CITY ENGINEER:
WILLIAM C. PAYNE, P.E.

NO.	DATE	REVISION	DES.	SIG.
0	9-1-18	ORIGINAL		AWO

**SOUTH CHATTANOOGA
YFD CENTER
ROOF REPLACEMENT**


CONTRACT# Y-18-003

SCALE: NTS

DRAWN: JAH

DESIGN:


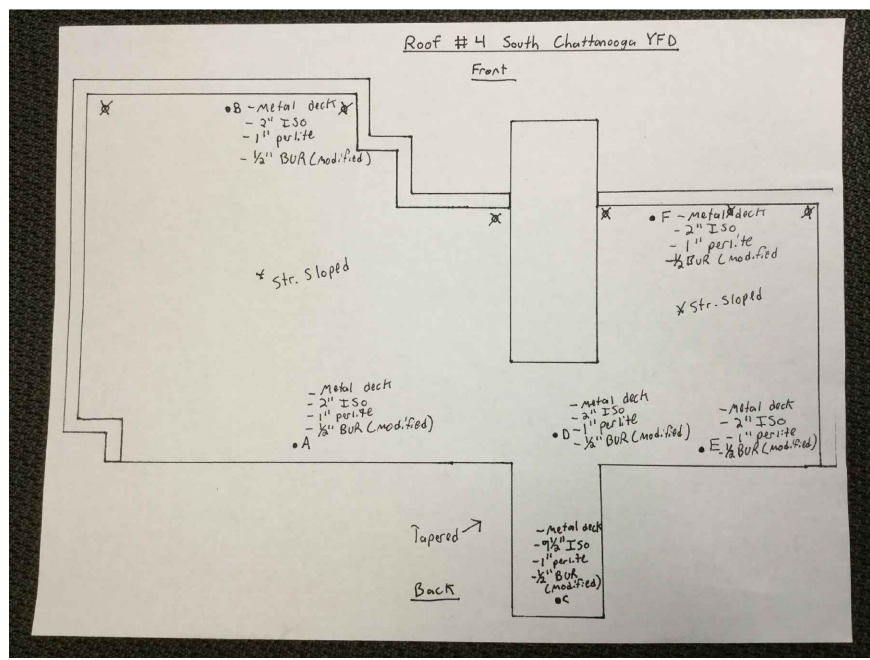


CHECKED: AWO



TN REGISTRATION NO. 110151

MORE IMAGES - SECT 4

SHEET: 17 of 20



CITY OF CHATTANOOGA
 DEPARTMENT OF PUBLIC WORKS

ADMINISTRATOR:
 JUSTIN C. HOLLAND

CITY ENGINEER:
 WILLIAM C. PAYNE, P.E.

NO.	DATE	REVISION	DES.	SIG.
0	9-1-18	ORIGINAL		AWO

SOUTH CHATTANOOGA
 YFD CENTER
 ROOF REPLACEMENT


CONTRACT# Y-18-003

SCALE: NTS

DRAWN: JAH

DESIGN:

CHECKED: AWO



TN REGISTRATION NO. 110151

CORE - SECT 4

SHEET: 18 of 20



CITY OF CHATTANOOGA

DEPARTMENT OF PUBLIC WORKS

ADMINISTRATOR:
JUSTIN C. HOLLAND

CITY ENGINEER:
WILLIAM C. PAYNE, P.E.

NO.	DATE	REVISION	DES.	SIG.
0	9-1-18	ORIGINAL		AWO

SOUTH CHATTANOOGA YFD CENTER ROOF REPLACEMENT


CONTRACT# Y-18-003

SCALE: NTS

DRAWN: JAH

DESIGN:

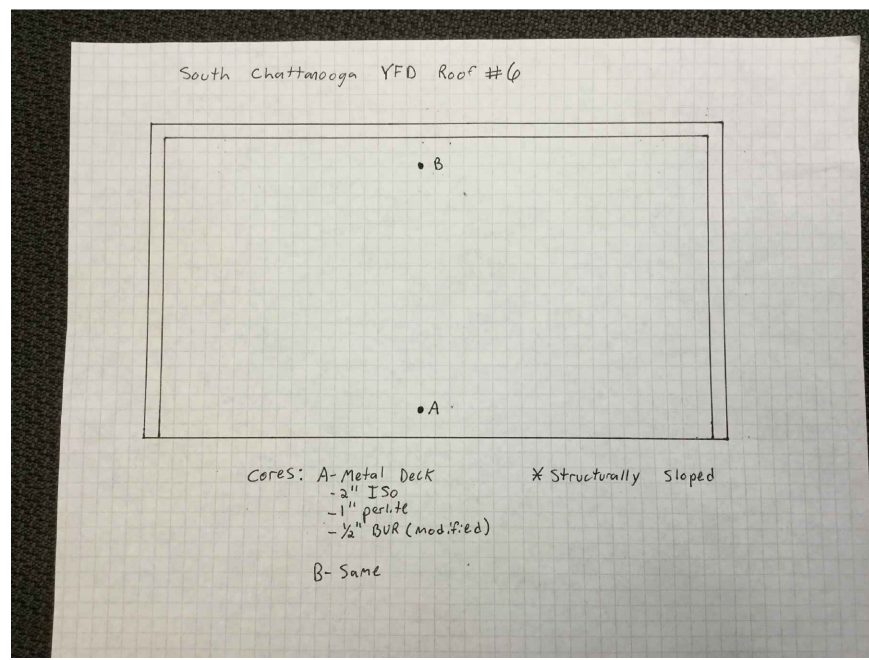




CHECKED: AWO

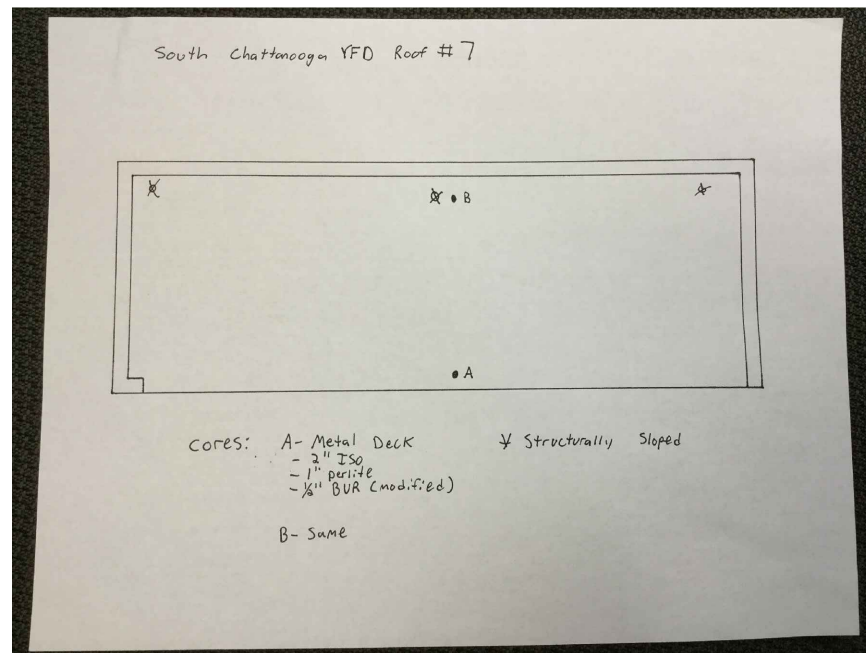






TN REGISTRATION NO. 110151

CORE - SECT 5 & 6

SHEET: 19 of 20





CITY OF CHATTANOOGA
 DEPARTMENT OF PUBLIC WORKS

ADMINISTRATOR:
 JUSTIN C. HOLLAND

CITY ENGINEER:
 WILLIAM C. PAYNE, P.E.

NO.	DATE	REVISION	DES.	SIG.
0	9-1-18	ORIGINAL		AWO

SOUTH CHATTANOOGA
 YFD CENTER
 ROOF REPLACEMENT


CONTRACT# Y-18-003

SCALE: NTS

DRAWN: JAH

DESIGN:

CHECKED: AWO



TN REGISTRATION NO. 110151

CORE - SECT 7

SHEET: 20 of 20