





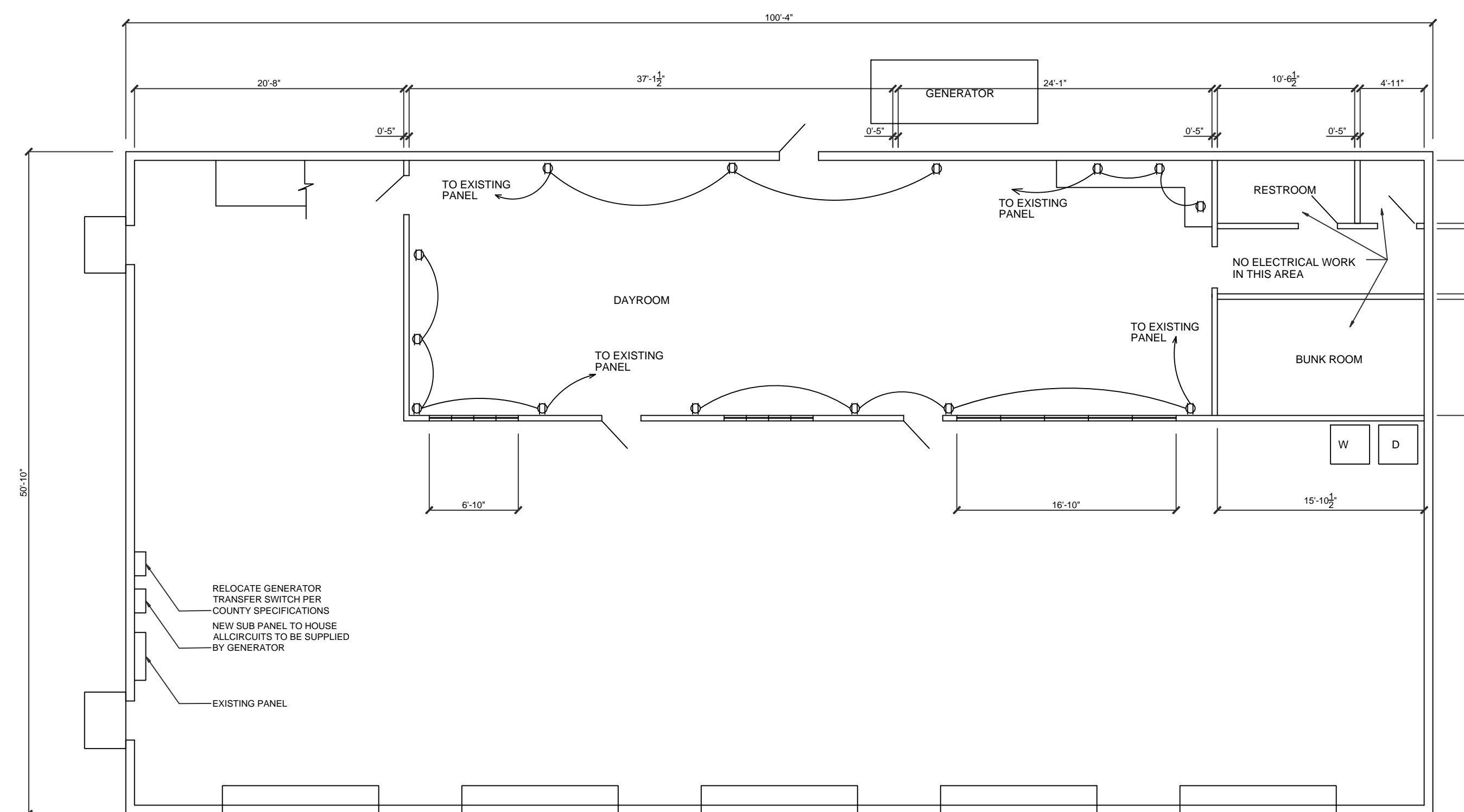
LIGHTING SCHEDULE

-  (2) BULB X 4'-0" SURFACE MOUNT FIXTURE WITH ELECTRIC BALLAST
 -  EMERGENCY / EXIT COMBINATION
 -  FAN (\$250.00 ALLOWANCE INSTALLED)
 -  4-BULB T-5 HIGH OUTPUT FLUORESCENT
- GENERATOR SHALL BACKUP THE FOLLOWING:

GENERATOR

- GENERATOR SHALL BACKUP THE FOLLOWING:
1. BAY DOORS
 2. HEAT FAN
 3. CENTER ROW OF LIGHTS IN DAY ROOM / KITCHEN
 4. (4) LIGHTS IN TRUCK BAY
 5. LIGHTS IN BUNK ROOM AND RESTROOM

1
E1.0
LIGHTING PLAN
SCALE 1/8" = 1'-0"



GENERATOR

- GENERATOR SHALL BACKUP THE FOLLOWING:
1. BAY DOORS
 2. HEAT FAN
 3. CENTER ROW OF LIGHTS IN DAY ROOM / KITCHEN
 4. (4) LIGHTS IN TRUCK BAY
 5. LIGHTS IN BUNK ROOM AND RESTROOM

LOW VOLTAGE NOTES

1. CONTRACTOR SHALL COORDINATE ALL WORK WITH COUNTY IT DEPARTMENT
2. COORDINATE ALL SECURITY WITH RICK DOVER AT DOVER SECURITY
3. CONTRACTOR SHALL RE-INSTALL ALL CABLE / TV OUTLETS

2
E1.0
POWER PLAN
SCALE 1/8" = 1'-0"

CLIENT:
OCONEE COUNTY

PROJECT:
FIRE STATION #7 RENOVATION

DRAWN BY:
MM

ISSUE:
11.06.14

SHEET TITLE:

ELECTRICAL PLAN

SHEET NO.

E1.0