

# Dashboard

## New Mexico Highlands University - NM HIGHLANDS

Policy # : 4ELI-2405-20

Underwriter : 4 Ever Life International Limited

Policy Year: 2020-21

Paid Date: through 05/31/2022



# Relation™

Version 35

### Top 5 Claims



Showing top 5 claims by \$ Paid

ICD	\$ Paid
(574.40) Calculus w/oth cholecyst w/	\$25,402
(646.60) Infs gu tract pg uns as ep	\$13,198
(338.18) Other acute postoperative	\$12,613
(474.2) Adenoid vegetations	\$6,895
(282.62) Hb-ss disease with crisis	\$5,151
All Other Claims	\$55,204
<b>Total</b>	<b>\$118,464</b>

### School Group Losses

Policy Year	\$ Premium	\$ Paid	% LR
2018-19	\$77,743	\$65,190	83.9%
2019-20	\$67,305	\$168,305	250.1%
2020-21	\$58,298	\$118,464	203.2%
2021-22	\$85,137	\$97,895	115.0%

Policy Year Loss Ratios (% LR) are current and do not represent a projection of future/completed loss ratios. Premium amounts exclude fees.

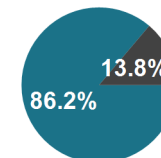
### Top 5 ICD Categories

Showing top 5 ICD categories by \$ paid

ICD Category	\$ Paid
Diseases of the Digestive System	\$32,714
Complications of Pregnancy, Childbirth, and the Puerperium	\$19,857
External Causes of Morbidity	\$15,989
Unspecified	\$13,095
Diseases of the Nervous System	\$12,613
<i>All other ICD Categories</i>	<i>\$24,196</i>
<b>Total</b>	<b>\$118,464</b>

### Network Status

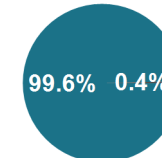
(by \$Paid)



In Out

### Claim Type

(by \$Paid)



Medical RX

### Claims by Member Type

Year	Insured	Enrollees	Utilizers	# Claims	\$ Paid
2018-19	Subscriber	70	39	157	\$65,190
2019-20	Subscriber	57	29	103	\$168,304
2020-21	Subscriber	48	32	140	\$118,464
2021-22	Subscriber	63	46	164	\$61,804
	Child	0	1	11	\$36,091

### Top 5 Benefits



Showing top 5 benefits by \$ Paid

Benefits	\$ Paid
(T1H) Lab tests - other	\$25,557
(P5E) Ambulatory procedures - other	\$20,209
(I2B) Advanced imaging - CAT/CT/CTA: other	\$14,673
(M3) Emergency room visit	\$9,282
(SUR) Surgicenter	\$7,267
All Other Benefits	\$41,476
<b>Total</b>	<b>\$118,464</b>

### Term Enrollment

Term	Student	Sp/DP	Child	Total
Fall	37	0	0	<b>37</b>
Spring	5	0	0	<b>5</b>
Spring/Summer	34	0	0	<b>34</b>
<b>Total</b>	<b>76</b>	<b>0</b>	<b>0</b>	<b>76</b>

Data Source: HTH

Executed by: Relation Execution time: 6/15/2022 5:13:49 PM

This information has been provided by Relation Insurance Services to aid in understanding of policy experience and should not be used for comprehensive or predictive analysis, which can be requested via your account team. Additionally, this information may only be viewed by active policy administrators per HIPAA compliance and guidelines that protect patient health information.

# Dashboard

## New Mexico Highlands University - NM HIGHLANDS

Policy # : 4ELI-2405-21

Underwriter : 4 Ever Life International Limited

Policy Year: 2021-22

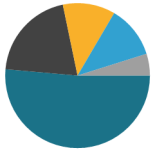
Paid Date: through 05/31/2022



# Relation™

Version 35

### Top 5 Claims



Showing top 5 claims by \$ Paid

ICD	\$ Paid
(V30.01) Single liveborn hosp c-sec	\$33,774
(535.00) Acute gastritis w/o mentio	\$13,356
(659.70) Abn fetal heart rate/rhyth	\$7,700
(648.81) Abnormal mtrn glu toleranc	\$7,681
(V23.89) Supervision oth high-risk	\$3,197
All Other Claims	\$32,187
<b>Total</b>	<b>\$97,895</b>

### School Group Losses

Policy Year	\$ Premium	\$ Paid	% LR
2018-19	\$77,743	\$65,190	83.9%
2019-20	\$67,305	\$168,305	250.1%
2020-21	\$58,298	\$118,464	203.2%
2021-22	\$85,137	\$97,895	115.0%

Policy Year Loss Ratios (% LR) are current and do not represent a projection of future/completed loss ratios. Premium amounts exclude fees.

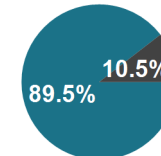
### Top 5 ICD Categories

Showing top 5 ICD categories by \$ paid

ICD Category	\$ Paid
External Causes of Morbidity	\$40,358
Complications of Pregnancy, Childbirth, and the Peurperium	\$18,780
Diseases of the Digestive System	\$13,356
UnSpecified	\$10,313
Mental, Behavioral and Neurodevelopmental Disorders	\$4,333
<i>All other ICD Categories</i>	<i>\$10,755</i>
<b>Total</b>	<b>\$97,895</b>

### Network Status

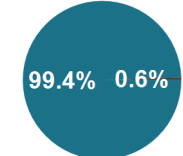
(by \$Paid)



In Out

### Claim Type

(by \$Paid)

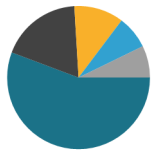


Medical RX

### Claims by Member Type

Year	Insured	Enrollees	Utilizers	# Claims	\$ Paid
2018-19	Subscriber	70	39	157	\$65,190
2019-20	Subscriber	57	29	103	\$168,304
2020-21	Subscriber	48	32	140	\$118,464
2021-22	Subscriber	63	46	164	\$61,804
	Child	0	1	11	\$36,091

### Top 5 Benefits



Showing top 5 benefits by \$ Paid

Benefits	\$ Paid
(R&B) Hospital Room and Board	\$40,253
(T1H) Lab tests - other	\$13,240
(M3) Emergency room visit	\$8,123
(P0) Anesthesia	\$5,415
(I2B) Advanced imaging - CAT/CT/CTA: other	\$5,212
All Other Benefits	\$25,653
<b>Total</b>	<b>\$97,895</b>

### Term Enrollment

Term	Student	Sp/DP	Child	Total
04 Months	1	0	0	<b>1</b>
Fall	49	0	0	<b>49</b>
Spring	7	0	0	<b>7</b>
Spring/Summer	46	0	0	<b>46</b>
<b>Total</b>	<b>103</b>	<b>0</b>	<b>0</b>	<b>103</b>

Data Source: HTH

Executed by: Relation Execution time: 6/15/2022 5:20:10 PM

This information has been provided by Relation Insurance Services to aid in understanding of policy experience and should not be used for comprehensive or predictive analysis, which can be requested via your account team. Additionally, this information may only be viewed by active policy administrators per HIPAA compliance and guidelines that protect patient health information.

# Large Claims over \$25,000

New Mexico Highlands University - NM HIGHLANDS

Policy Year: 2019-20, 2020-21, 2021-22

Paid Date: through 05/31/2022



Relation™

Version 5

Policy Year	ICD	First Service	Last Service	First Paid	Last Paid	\$ Incurred	\$ Excluded	\$ Mbr Contrib	\$ Paid
2019-20	(733.40) Aseptic necrosis bone site unspec	02/12/2020	02/21/2020	03/23/2020	05/18/2020	\$0	\$0	\$50	\$34,933
	(995.91) Sirs-inflam process w/o organ dysf	02/26/2020	03/12/2020	04/20/2020	04/20/2020	\$0	\$0	\$7,374	\$29,296
	Total					\$0	\$0	\$7,424	\$64,229
2020-21	(574.40) Calculu bd w/oth cholcyst w/o obst	06/11/2021	06/11/2021	06/24/2021	06/24/2021	\$0	\$0	\$50	\$25,402
	Total					\$0	\$0	\$50	\$25,402
2021-22	(V30.01) Single liveborn hosp c-sec deliv	10/27/2021	10/30/2021	11/18/2021	11/23/2021	\$0	\$0	\$1,883	\$33,774
	Total					\$0	\$0	\$1,883	\$33,774

Data Source: HTH

Executed by: Relation Execution time: 6/15/2022 4:59:20 PM

This information has been provided by Relation Insurance Services to aid in understanding of policy experience and should not be used for comprehensive or predictive analysis, which can be requested via your account team. Additionally, this information may only be viewed by active policy administrators per HIPAA compliance and guidelines that protect patient health information.

# Paid Claims by Paid Month

## New Mexico Highlands University

Campus:

Policy Year: 2019-20, 2020-21, 2021-22

Paid Date: through 05/31/2022



Version 2

Month of Payment	# Claims	# Charges	\$ Incurred	\$ Excluded	\$ PPO Disc	\$ Other Ins	\$ Deductible	\$ Copay	\$ Coins	\$ Paid	% Paid
July 2019	4	0	\$0	\$0	\$0	\$0	\$0	\$191	\$20	\$81	0.02%
August 2019	5	0	\$0	\$329	\$0	\$0	\$0	\$50	\$8	\$31	0.01%
September 2019	4	0	\$0	\$0	\$0	\$0	\$0	\$200	\$735	\$2,942	0.76%
October 2019	13	0	\$0	\$1,308	\$0	\$0	\$0	\$491	\$680	\$2,422	0.63%
November 2019	10	0	\$0	\$112	\$0	\$0	\$0	\$342	\$204	\$835	0.22%
December 2019	12	0	\$0	\$162	\$0	\$0	\$0	\$500	\$53	\$214	0.06%
January 2020	4	0	\$0	\$309	\$0	\$0	\$0	\$0	\$299	\$1,196	0.31%
February 2020	21	0	\$0	\$26	\$0	\$0	\$0	\$542	\$3,961	\$15,846	4.12%
March 2020	40	0	\$0	\$471	\$0	\$0	\$0	\$1,400	\$19,609	\$78,623	20.44%
April 2020	11	0	\$0	\$0	\$0	\$0	\$0	\$315	\$7,354	\$52,823	13.73%
May 2020	14	0	\$0	\$533	\$0	\$0	\$0	\$62	(\$11,847)	\$12,233	3.18%
June 2020	3	0	\$0	\$11,832	\$0	\$0	\$176	\$535	\$135	\$566	0.15%
July 2020	3	0	\$0	\$1,309	\$0	\$0	\$100	\$42	\$0	\$180	0.05%
July 2020	3	0	\$0	\$0	\$0	\$0	\$81	\$103	\$0	\$0	0.00%
August 2020	2	0	\$0	\$0	\$0	\$0	\$31	\$0	\$0	\$42	0.01%
August 2020	17	0	\$0	\$1,941	\$0	\$0	\$250	\$592	\$496	\$6,427	1.67%
September 2020	15	0	\$0	\$794	\$0	\$0	\$90	\$135	\$112	\$1,263	0.33%
October 2020	1	0	\$0	\$30	\$0	\$0	\$0	\$0	\$0	\$0	0.00%
October 2020	18	0	\$0	\$1,906	\$0	\$0	\$301	\$426	\$533	\$7,528	1.96%
November 2020	2	0	\$0	\$0	\$0	\$0	\$31	\$0	\$0	\$170	0.04%
November 2020	10	0	\$0	\$885	\$0	\$0	\$0	\$350	\$609	\$3,077	0.80%
December 2020	2	0	\$0	\$61	\$0	\$0	\$0	\$0	\$0	\$0	0.00%
December 2020	9	0	\$0	\$236	\$0	\$0	\$100	\$101	\$35	\$737	0.19%
January 2021	5	0	\$0	\$0	\$0	\$0	\$100	\$0	\$24	\$241	0.06%
February 2021	3	0	\$0	\$0	\$0	\$0	\$43	\$50	\$0	\$0	0.00%
February 2021	20	0	\$0	\$370	\$0	\$0	\$425	\$100	\$115	\$1,002	0.26%

# Paid Claims by Paid Month

## New Mexico Highlands University

Campus:

Policy Year: 2019-20, 2020-21, 2021-22

Paid Date: through 05/31/2022



Relation™

Version 2

Month of Payment	# Claims	# Charges	\$ Incurred	\$ Excluded	\$ PPO Disc	\$ Other Ins	\$ Deductible	\$ Copay	\$ Coins	\$ Paid	% Paid
March 2021	21	0	\$0	\$1,355	\$0	\$0	\$194	\$1,120	\$2,515	\$17,409	4.53%
April 2021	1	0	\$0	\$0	\$0	\$0	\$0	\$0	\$0	\$100	0.03%
April 2021	38	0	\$0	\$516	\$0	\$0	\$54	\$360	\$4,168	\$18,102	4.71%
May 2021	50	0	\$0	\$1,617	\$0	\$0	\$125	\$408	\$546	\$10,550	2.74%
June 2021	24	0	\$0	\$4,525	\$0	\$0	\$44	\$150	\$195	\$30,484	7.92%
July 2021	30	0	\$0	\$40,962	\$0	\$0	\$133	\$50	\$39	\$4,331	1.13%
July 2021	6	0	\$0	\$0	\$0	\$0	\$0	\$150	\$137	\$770	0.20%
August 2021	10	0	\$0	\$370	\$0	\$0	\$0	\$250	\$0	\$4,385	1.14%
August 2021	11	0	\$0	\$858	\$0	\$0	\$13	\$100	\$38	\$337	0.09%
September 2021	5	0	\$0	\$0	\$0	\$0	\$0	(\$30)	\$0	\$665	0.17%
September 2021	22	0	\$0	\$7,009	\$0	\$0	\$628	\$750	\$936	\$4,049	1.05%
October 2021	3	0	\$0	\$391	\$0	\$0	\$0	(\$35)	(\$37)	(\$149)	-0.04%
October 2021	23	0	\$0	\$2,227	\$0	\$0	\$635	\$1,000	\$619	\$3,208	0.83%
November 2021	4	0	\$0	\$0	\$0	\$0	\$0	\$500	\$0	\$12,342	3.21%
November 2021	33	0	\$0	\$1,841	\$0	\$0	\$618	\$750	\$3,248	\$46,746	12.15%
December 2021	1	0	\$0	\$0	\$0	\$0	\$100	\$35	\$17	\$69	0.02%
December 2021	39	0	\$0	\$10,035	\$0	\$0	\$262	\$400	(\$27)	\$10,183	2.65%
January 2022	1	0	\$0	\$50	\$0	\$0	\$0	\$0	\$0	\$0	0.00%
January 2022	19	0	\$0	\$3,147	\$0	\$0	\$118	\$0	(\$30)	\$1,282	0.33%
February 2022	52	0	\$0	\$7,794	\$0	\$0	\$272	\$0	\$326	\$6,711	1.74%
March 2022	43	0	\$0	\$10,853	\$0	\$0	\$137	\$200	\$2,239	\$16,622	4.32%
April 2022	1	0	\$0	\$57	\$0	\$0	\$0	\$0	\$0	\$0	0.00%
April 2022	54	0	\$0	\$4,477	\$0	\$0	\$846	\$2,000	\$473	\$2,911	0.76%
May 2022	23	0	\$0	\$93,992	\$0	\$0	\$589	\$1,350	\$1,227	\$5,076	1.32%
<b>Totals</b>		<b>0</b>	<b>\$0</b>	<b>\$214,689</b>	<b>\$0</b>	<b>\$0</b>	<b>\$6,496</b>	<b>\$16,037</b>	<b>\$39,765</b>	<b>\$384,663</b>	

# Paid Claims by Paid Month

*New Mexico Highlands University*

*Campus:*

**Policy Year:** 2019-20, 2020-21, 2021-22

**Paid Date:** through 05/31/2022



Version 2

**Data Source:** HTH

**Executed by:** Relation **Execution time:** 6/15/2022 5:01:26 PM

This information has been provided by Relation Insurance Services to aid in understanding of policy experience and should not be used for comprehensive or predictive analysis, which can be requested via your account team. Additionally, this information may only be viewed by active policy administrators per HIPAA compliance and guidelines that protect patient health information.

# Dashboard

## New Mexico Highlands University - NM HIGHLANDS

Policy # : 4ELI-2405-19

Underwriter : 4 Ever Life International Limited

Policy Year: 2019-20

Paid Date: through 05/31/2022



# Relation™

Version 35

### Top 5 Claims



Showing top 5 claims by \$ Paid

ICD	\$ Paid
(733.40) Aseptic necrosis bone site	\$34,933
(995.91) SIRS-inflam process w/o or	\$29,296
(282.60) Sickle-cell disease, unspe	\$23,682
(844.2) Sprain&strain cruciate lig	\$20,155
(715.16) Primary loc osteoarthros I	\$11,455
All Other Claims	\$48,784
<b>Total</b>	<b>\$168,305</b>

### School Group Losses

Policy Year	\$ Premium	\$ Paid	% LR
2018-19	\$77,743	\$65,190	83.9%
2019-20	\$67,305	\$168,305	250.1%
2020-21	\$58,298	\$118,464	203.2%
2021-22	\$85,137	\$97,895	115.0%

Policy Year Loss Ratios (% LR) are current and do not represent a projection of future/completed loss ratios. Premium amounts exclude fees.

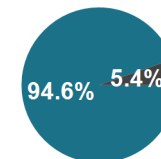
### Top 5 ICD Categories

Showing top 5 ICD categories by \$ paid

ICD Category	\$ Paid
Diseases of the Musculoskeletal System and Connective Tissue	\$75,273
Injury, Poisoning and Certain Other Consequences of External Causes	\$50,699
Diseases of the Blood and Blood-forming Organs	\$31,991
External Causes of Morbidity	\$4,262
Symptoms, Signs and Abnormal Clinical and Laboratory Findings	\$2,329
<i>All other ICD Categories</i>	<i>\$3,751</i>
<b>Total</b>	<b>\$168,305</b>

### Network Status

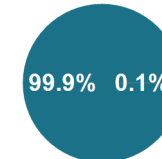
(by \$Paid)



In Out

### Claim Type

(by \$Paid)

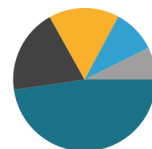


Medical RX

### Claims by Member Type

Year	Insured	Enrollees	Utilizers	# Claims	\$ Paid
2018-19	Subscriber	70	39	157	\$65,190
2019-20	Subscriber	57	29	103	\$168,304
2020-21	Subscriber	48	32	140	\$118,464
2021-22	Subscriber	63	46	164	\$61,804
	Child	0	1	11	\$36,091

### Top 5 Benefits



Showing top 5 benefits by \$ Paid

Benefits	\$ Paid
(R&B) Hospital Room and Board	\$64,229
(P5B) Ambulatory procedures - musculoskeletal	\$25,778
(M3) Emergency room visit	\$21,488
(SUR) Surgicenter	\$13,186
(T2D) Other tests - other	\$9,868
All Other Benefits	\$33,755
<b>Total</b>	<b>\$168,305</b>

### Term Enrollment

Term	Student	Sp/DP	Child	Total
Fall	51	0	0	<b>51</b>
Spring	11	0	0	<b>11</b>
Spring/Summer	34	0	0	<b>34</b>
<b>Total</b>	<b>96</b>	<b>0</b>	<b>0</b>	<b>96</b>

Data Source: HTH

Executed by: Relation Execution time: 6/15/2022 5:15:48 PM

This information has been provided by Relation Insurance Services to aid in understanding of policy experience and should not be used for comprehensive or predictive analysis, which can be requested via your account team. Additionally, this information may only be viewed by active policy administrators per HIPAA compliance and guidelines that protect patient health information.