



**ADDENDUM NO. 1**  
TO THE CONTRACT DOCUMENTS

Date: January 24, 2021  
Jacobs Project No.: D3553000

for the  
**Blackwater Golf Club Lift Station and Force Main Project**

**To All Plan Holders:**

The following changes, additions are hereby made part of the Contract Documents for the Blackwater Golf Club Lift Station and Force Main Project, dated December 2021, as fully and completely as if the same set forth fully therein:

The following provides a summary of questions/comments and clarifications.

**Specifications**

**A. PART 1. FRONT-END DOCUMENTS**

**a. SECTION 00300, BID FORM**

- i. DELETE page 4 (00300-4) and replace in its' entirety with the attached Bid Form page 4 (00300-4)

**B. PART 2. TECHNICAL SPECIFICATIONS**

**a. 01 29 00, PAYMENT PROCEDURES**

- i. DELETE page 3 and page 4 (01 29 00-3 and 01 29 00-4) and replace in its' entirety with the attached page 3 and page 4 (01 29 00-3 and 01 29 00-4).

**b. 01 64 00, OWNER-FURNISHED PRODUCTS**

- i. ADD Paragraph 1.02.A.5 as follows: "Electrical work including power pole with utility meter and breaker, control panel and terminal junction boxes (TJBs), conduits and circuits between utility meter to control panel and from control panel to TJBs as shown on the Drawings. Owner is responsible for providing materials and installation for electrical work described herein."

**C. PART 3; DRAWINGS**

- a. DELETE Drawing E-001 and replace in its' entirety with the attached revised Drawing E-001.
- b. DELETE Drawing E-201 and replace in its' entirety with the attached revised Drawing E-201.

**D. PART 4; Pre-Bid Conference**

- a. The annotated Agenda from the Pre-Bid Conference is herewith attached for information. This agenda does not alter the contract documents but only consolidates information already found in the contract documents or included in this addendum.

**E. PART 5; Questions and Responses**

- a. Q: Can equipment information and product data sheets be provided?  
R: Preliminary product submittals are attached for reference. Refer to the manufacturer's submittal data for minimum requirements for the Contractor to construct the lift station concrete base slab and anti-flotation concrete ring.

**All Bidders shall acknowledge receipt of this Addendum.**

JACOBS



---

Scott L. Jernigan, P.E.  
Project Manager

***Attachments:***

*Bid Form page 00300-4  
Payment Procedures page 01 29 00-3 and 01 29 00-4  
Drawing E-001  
Drawing E-201  
Pre-Bid Meeting Minutes  
Pre-Bid Meeting Sign-In Sheet  
Pump and Process Equipment Submittal*

**BID SUMMARY**

<b>Item No.</b>	<b>Description</b>	<b>Estimated Quantity</b>	<b>Unit</b>	<b>Unit Cost</b>	<b>Item Cost</b>
1	Mobilization/Demobilization	1	LS		
2	General Conditions	1	LS		
3	Site Clearing, Debris Removal/Disposal	1	LS		
4	Lift Station and Equipment Installation	1	LS		
5	6" Sanitary Force Main	1	LS		
6	4" Low Pressure Force Main	1	LS		
7	Site work and restoration	1	LS		
8	Generator Equipment Pad	1	LS		

**TOTAL BASE BID**

\_\_\_\_\_

\_\_\_\_\_ (In words)

\$ \_\_\_\_\_ (In numbers)

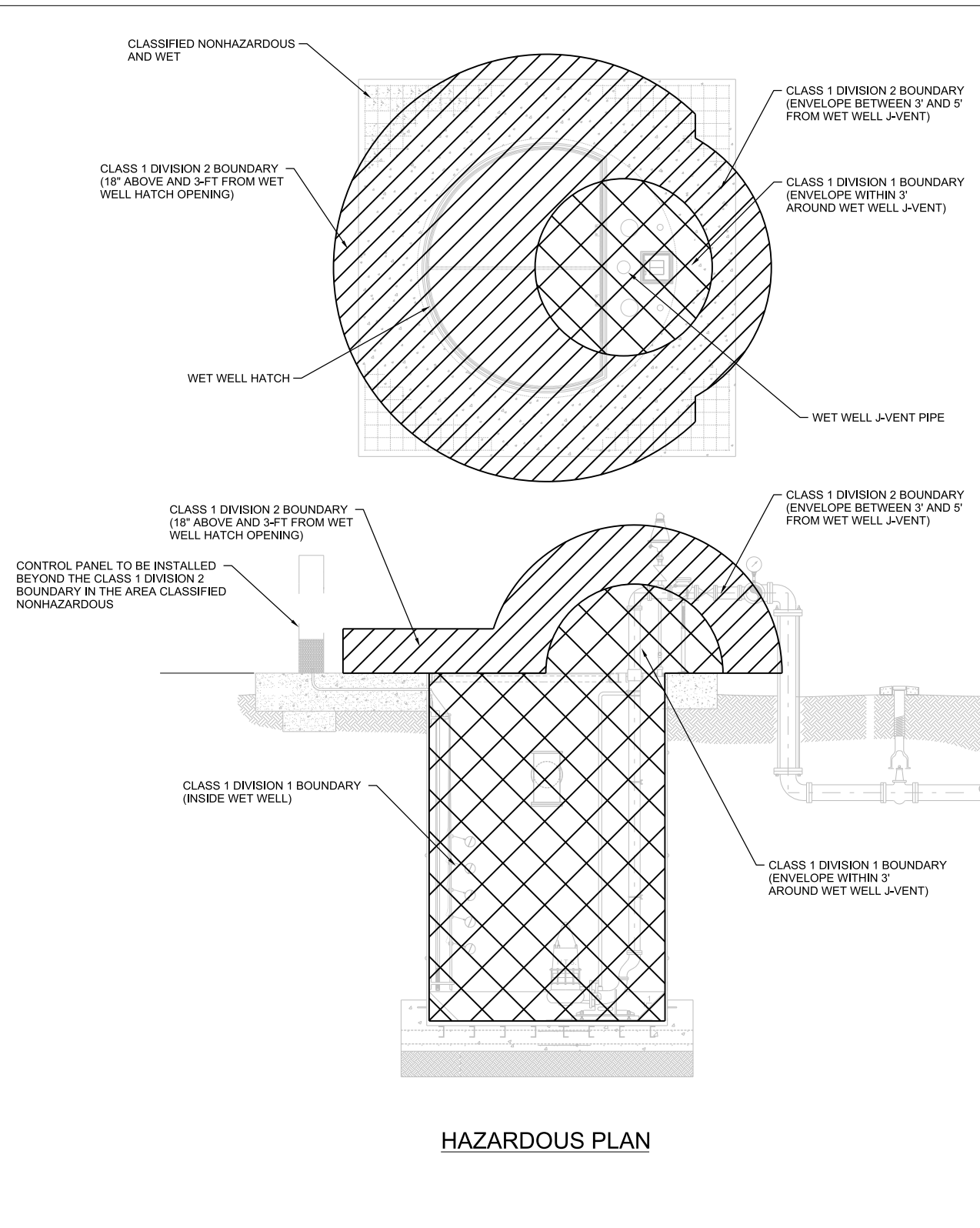
NAME OF BIDDER: \_\_\_\_\_

- B. Payment for unit price items covers all the labor, materials, and services necessary to furnish and install the following items:

Item	Description
Mobilization/Demobilization	Includes all associated costs for Contractor to facilitate the beginning of the Project and obtain all required equipment at Project Site and in addition includes associated costs to remove equipment at Project Site. Extended bid unit cost of mobilization and demobilization shall not exceed 5 percent of the Total Extended Bid Unit Price.
General Conditions	Includes all associated costs for the Contractor to facilitate the Project included all necessary bonds, insurances, and administrative costs as outlined in the Contract Documents.
Site Clearing, Debris Removal/Disposal	Includes all materials, labor, equipment and incidental costs for tree clearing and grubbing the project area within the limits shown on the drawings as well as any necessary clearing and grubbing required to facilitate construction of the lift station. This line item also includes all costs necessary to construct the new gravel utility access drive.
Lift Station and Equipment Installation	Includes all materials, labor, equipment and incidentals necessary to receive, handle, install, test, etc. the lift station wet well, pumps, control panel, piping, and all other equipment necessary to supply the Owner with a fully functioning lift station.  This line item also includes all materials, labor, equipment and incidentals required to construct the lift station concrete base slab, anti-flotation concrete ring, and the gravity sewer into the lift station. Additionally, all costs required for dewatering to facilitate the installation of the lift station and gravity sewer are also included.

Blackwater Golf Club Lift Station and Force Main

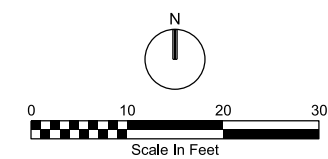
<p>6" Sanitary Force Main</p>	<p>Includes all materials, labor, equipment and incidentals necessary to construct the 6" sanitary sewer force main from the lift station to the connection with the existing force main. Includes all work necessary to field locate existing utilities; excavate, install, and backfill the 6-inch force main; construct the aerial force main and supports; as well as all associated valves, fittings, and appurtenances.</p> <p>This line item also includes any and all costs required for dewatering to facilitate the installation of the force main.</p>
<p>4" Low Pressure Sewer</p>	<p>Includes all materials, labor, equipment and incidentals necessary to construct the 4" low pressure sewer force main from the manhole outside the new lift station to the station 4+00. Includes all work necessary to install the 4-inch force main; as well as all associated valves, fittings, and appurtenances.</p> <p>This line item also includes any and all costs required for dewatering to facilitate the installation of the force main.</p>
<p>Site Work and Restoration</p>	<p>Includes all materials, labor, equipment and incidentals necessary to restore all disturbed areas to pre-construction original conditions or better.</p>
<p>Generator Equipment Pad</p>	<p>Includes a materials, labor, equipment, and incidentals necessary to construct an 18' L x 10.5' W x 24" H concrete equipment pad to support the diesel generator as directed by the Owner. The equipment pad to be constructed with #6 @ 8" EW top and bottom, provide standard hooks at discontinuous ends at top mat. Additionally, include a 12" thickened edge all around the perimeter and with (2) #5 bars continuous.</p>



**HAZARDOUS PLAN**

**NOTES**

1. CONTRACTOR TO COORDINATE NEW ELECTRICAL SERVICE WITH CITY STAFF AND SERVING UTILITY. OVERHEAD LINE SHALL BE PROVIDED BY SERVING UTILITY AND OWNER IS RESPONSIBLE FOR PROVIDING POLE AND CONDUIT TO TOP OF POLE FROM METER ENCLOSURE. SERVING UTILITY WILL LOCATE AND PROVIDE 3-PHASE TRANSFORMERS.
2. OWNER TO SUPPLY AND INSTALL ALL ELECTRICAL EQUIPMENT, CONDUITS AND CIRCUITS. CONTRACTOR IS RESPONSIBLE FOR CONSTRUCTING CONCRETE EQUIPMENT PADS.



ELECTRICAL  
SITE PLAN

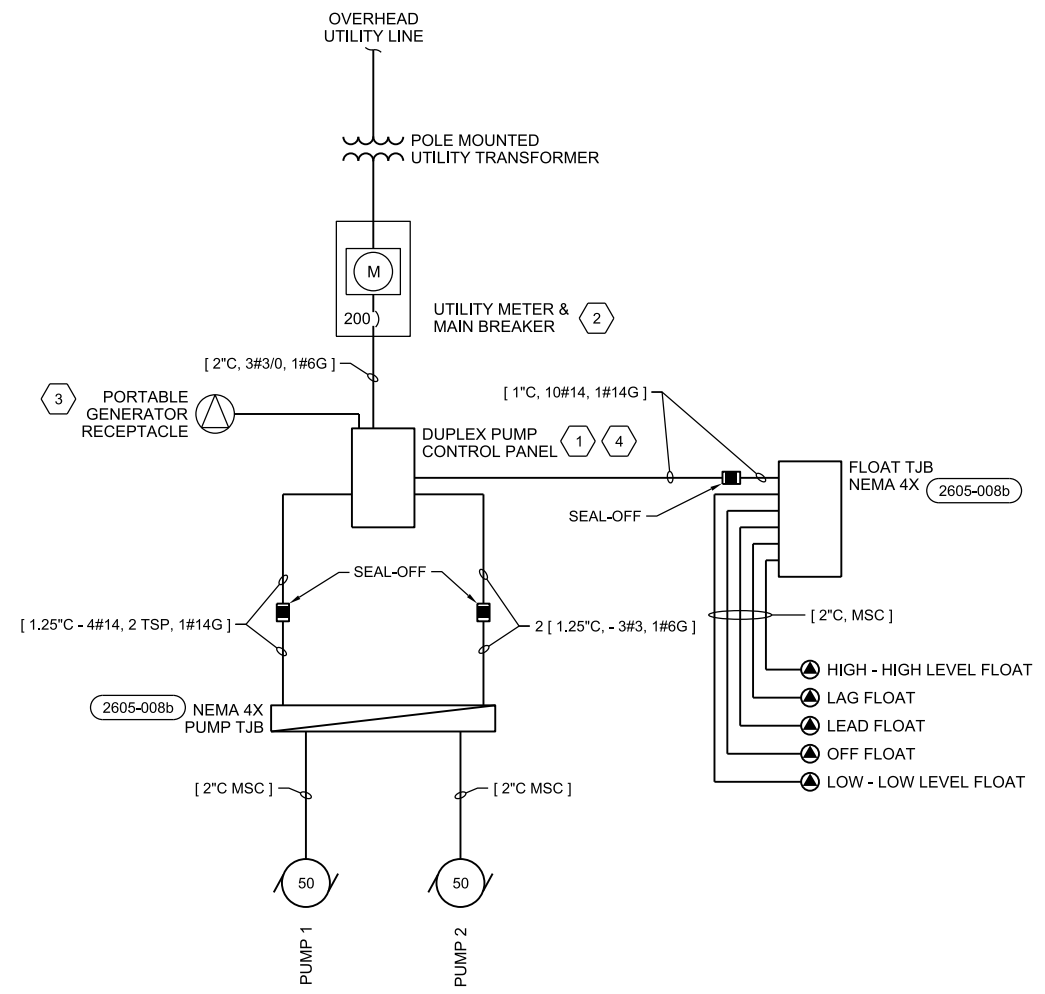
BLACKWATER GOLF CLUB LIFT STATION  
AND FORCE MAIN  
CRESTVIEW PUBLIC SERVICES  
CRESTVIEW, FLORIDA

NO.	DATE	DR	STATMAN	APVD
2022-01-21	ADDENDUM 1			
DSGN		CHK	REVISION	BY
			APVD	APVD
			ST	KW

VERIFY SCALE	
BAR IS ONE INCH ON ORIGINAL DRAWING.	
DATE	NOV 2021
PROJ	D3553000
DWG	E-001
SHEET	16 of 18

BID DOCUMENTS

REUSE OF DOCUMENTS: THE DOCUMENT, AND THE IDEAS AND DESIGNS INCORPORATED HEREIN, AS AN INSTRUMENT OF PROFESSIONAL SERVICE, IS THE PROPERTY OF JACOBS AND IS NOT TO BE USED, IN WHOLE OR IN PART, FOR ANY OTHER PROJECT WITHOUT THE WRITTEN AUTHORIZATION OF JACOBS. © JACOBS 2021. ALL RIGHTS RESERVED.



SHEET KEYNOTES	
1.	DUPLEX PUMP CONTROL PANEL TO BE SUPPLIED BY OWNER. OWNER TO MOUNT AND TERMINATE CONDUCTORS AND CONDUIT AT PANEL AS SHOWN.
2.	OWNER TO PROVIDE UTILITY METER AND MAIN BREAKER IN ACCORDANCE WITH SERVING UTILITY REQUIREMENTS AND PROVIDE MAIN BONDING JUMPER AT THIS LOCATION.
3.	INTEGRAL TO DUPLEX PUMP CONTROL PANEL AND SUPPLIED AS A PACKAGE FROM OWNER.
4.	VERIFY PRIOR TO TERMINATING CIRCUITS THAT CONTROL CIRCUITS ARE INTRINSICALLY SAFE.



BLACKWATER GOLF CLUB LIFT STATION  
AND FORCE MAIN  
CRESTVIEW PUBLIC SERVICES  
CRESTVIEW, FLORIDA

RISER DIAGRAM AND  
POWER PLAN

VERIFY SCALE	
BAR IS ONE INCH ON ORIGINAL DRAWING.	
DATE	NOV 2021
PROJ	D3553000
DWG	E-201
SHEET	17 of 18

BID DOCUMENTS

RE/USE OF DOCUMENTS: THE DOCUMENT, AND THE IDEAS AND DESIGNS INCORPORATED HEREIN, AS AN INSTRUMENT OF PROFESSIONAL SERVICE, IS THE PROPERTY OF JACOBS AND IS NOT TO BE USED, IN WHOLE OR IN PART, FOR ANY OTHER PROJECT WITHOUT THE WRITTEN AUTHORIZATION OF JACOBS.

STATSMAN  
C HUJESTON  
DR  
NO. DATE DSGN  
2022-01-21 ADDENDUM 1  
REVISION  
BY APVD  
ST KW  
ST KW

## Pre-Bid Conference – ITB 22-01-27

**PROJECT:** D3553000  
**MEETING DATE:** January 12, 2022  
**MEETING TIME:** 10:00 am  
**LOCATION:** Council Chambers at City Hall – 198 Wilson St N, Crestview, FL 32536  
**ATTENDEES:** Kevin Waddell/Jacobs  
Michael Criddle/City of Crestview  
Kyle Lusk/City of Crestview  
Contractor's per attached Sign-in Sheet

- Introductions
- Project Scope
  - Duplex sanitary sewer lift station (Owner-furnished)
  - 6" Force Main
  - 4" Low-Pressure Force Main
  - Site Work
- Construction Sequencing
- Bid Submittal
  - Submission of Bids: as outlined in the Advertisement for Bids, Instructions to Bidders, and the Specifications.
  - By Date and Time – January 27, 2022 @ 2:00 p.m.
- Bonds
  - Bid Bond – 5%
  - Performance Bond – 100%
  - Payment Bond – 100%
- Contract Time
  - 180 calendar days to substantial
  - 210 days to final



- Liquidated damages
  - \$1000 per calendar
- Insurance Requirements
- Site Access
- Questions/Comments
  - Email questions to Scott Jernigan ([Scott.Jernigan@Jacobs.com](mailto:Scott.Jernigan@Jacobs.com))
  - Question Cut-Off – Friday January 14, 2022 @ 4:00 p.m.
- Questions/Comments
  - Q: Can an electrical service fee allowance be included in the bid tab?  
R: (Response in Meeting) Will be discussed with City  
R: (Follow-on discussion with City) The electrical work will be Owner-furnished therefore service request and fee will be paid by Owner.
  - Q: Can equipment data sheets be provided?  
R: Jacobs and City will collect this data and provide in Addendum 01.
  - Q: Will liquidated damages be applied if caused by a delay of materials delivery?  
R: Contractor is to document timing of events and submit dated purchase orders to the Owner for review in context of a time extension request. Timing is of the essence and the Contractor is expected to complete the work on time and materials installation is to begin as soon as materials are delivered.

