



Georgetown County, South Carolina

129 Screven Street, Suite 239
Post Office Drawer 421270
Georgetown, SC 29442-4200
(843) 545-3083 • Fax (843) 545-3500
E-Mail • purch@gtcounty.org
Website • <http://www.gtcounty.org>

ADDENDUM #1 TO BID #21-040 REBID

BID NUMBER: 21-040 REBID

ISSUE DATE: Monday, November 8, 2021

OPENING DATE: Wednesday, November 17, 2021

OPENING TIME: 3:00 PM (ET)

Pre-Bid Site Inspection: Voluntary-On Own

PROCUREMENT FOR: Big Dam Swamp Recycle Center-General Contractor

This addendum will amend **Bid #21-040 REBID, Big Dam Swamp Recycle Center-General Contractor** originally issued on Wednesday, October 27, 2021. This clarification is being provided to all known and registered correspondents in response to questions received. All addenda and original bid documents are also available online at: www.gtcounty.org, select "Bid Opportunities" from the Quick Links section.

Question #1: Do you know if there were changes made to drawings from the first bid?

Response: There were no changes made to the civil design drawings from the first bid.

Question #2: The contract drawing and bid form states to provide "952 LF OF 6' TALL 2"-9 GAUGE ALUMINUM CHAIN LINK PERIMETER FENCE", and two each 20' rolling gates. Can a galvanized chain link fence be substituted?

Response: Yes, 6' Tall Galvanized (Class 2) 2"-9 Gauge Chain Link fence and gate may be substituted. The following additional specifications shall apply:

- Schedule 40 posts.

- Three (3) rows of galvanized barbed wire along the top.
- Top Rail.
- Bottom tension wire.

Question #3:

Please provide clarification as to the requirements for the utility structure (oil Shed structure). The bid document state a 30'x16' partially enclosed oil shed structure is required. Included with the bid documents are approximately 29 pages of Custom Built Structures drawing. These drawings include every type of building and component that Custom Built Structures sales. Nowhere in the documents are there any design details stating what is required for this 30'x16 partially enclosed oil shed structure.

We contact Custom Built Structures multiple time to obtain pricing, prior to the last bid, and they never responded.

Please provide details as to the requirement for the 30'x16' partially enclosed oil shed structure so that we may obtain pricing.

Details should include height of the structure, define which walls shall have wall panels, heights of the wall panels for the partially enclosed structure, gauge of metal wall and roof panels, define if roof and wall panels should receive painted or galvanized coatings, etc.

Response:

The example provided in the bid documents prepared by Custom Built Structures is a typical example. The county recently purchased one of these from Custom Built Structures. The invoice is attached, which contains the dimensions and selected options. This is the same structure that is specified for this project. Also, photos of the installed structure are below (Note: A sump is required in the slab for this project, per Drawing C-13). The contractor may submit to the County for approval an “approved equal” structure from another supplier, provided that it is stamped by a licensed PE for wind loading/structural.

Revision:

Under Page 7, BASE BID, sentence two should read as follows: “The utilities will include, but not be limited to, installation of storm pipes and structures, installation of new water service line, installation of a new sewer grinder **and small diameter force main** and installation of electrical systems.”

**PHOTOS OF OILSHED STRUCTURE
(SAME REQUIRED FOR THIS PROJECT)**





Order Form

AUTHORIZED DEALER

Dealer Name **HOMETOWN SHEDS**
 Phone Number **843-347-1432**
 Order Date **MAR 11, 2021**



1(877)552-7020
 PO Box 57
 Dobson, NC 27017

SHIP TO

Name **GEORGETOWN COUNTY ATTN: VICTORIA SAMMI**
 Install Address **201 LANDFILL DRIVE**
 City **GEORGETOWN** State **SC** Zip Code **29440**
 Email _____ County **GEORGETOWN**
 Cell # **843-545-3444** Phone # _____

| BUILDING INFO | | SIZE | | COLOR | | ANCHORING & RATING | | |
|---------------|--|-------|----|--------|------------|--------------------|----------------------|---|
| ROOF STYLE | Vertical Roof | 16 | 30 | 8 | ROOF | Evergreen | INSTALLATION SURFACE | CONCRETE |
| BUILDING TYPE | Combo | | | | SIDES/ENDS | Evergreen | GROUND ANCHOR | <input type="checkbox"/> YES <input checked="" type="checkbox"/> NO |
| FRAMING GAUGE | <input checked="" type="checkbox"/> 14 GA <input type="checkbox"/> 12 GA | | | | TRIM | Evergreen | WIND/SNOW RATING | 35/140mph |
| | | WIDTH | X | LENGTH | X | HEIGHT | | |

LOT MUST BE LEVEL, NO MORE THAN 3" OFF-LEVEL, AND CLEAR OF OBSTACLES OR UNIT MAY NOT BE INSTALLED

Customers may incur extra labor fees if additional labor is required to install unit because of un-level surfaces, or for building over obstacles. Furthermore, inability of installation due to before mentioned circumstances could result in restocking fee.

READY FOR INSTALLATION? YES NO
 NOTE: FRAME IS 1FT. SHORTER THAN ROOF LENGTH

IS YOUR SURFACE LEVEL? YES NO
 ELECTRICITY AVAILABLE? YES NO

| DESCRIPTION | QTY | UNIT PRICE | PRICE | TOTALS |
|------------------------------|-----|-------------|-------|------------------------------------|
| 16 X 30 X 6 BASE, (VERTICAL) | 1 | \$ 2,495.00 | 2495 | SUBTOTAL \$ 4,109.00 |
| INCREASE LEG HEIGHT TO 8 FT. | 1 | \$ 180.00 | 180 | TAX + 8.00 % \$ 328.72 |
| CLOSE SIDES 5 FT | 1 | \$ 125.00 | 125 | PRICE \$ 4,437.72 |
| CLOSE BOTH ENDS | 2 | \$ 695.00 | 1390 | DOWN PAYMENT - % |
| INCLUDE ONE 6 X 7 DOOR | 1 | \$ 375.00 | 375 | EXTRA LABOR / RESTOCK FEE + |
| MINUS 10% | 1 | -\$ 456.00 | -456 | EQUIP. FEE + |
| | | | | PERMIT FEE + |
| | | | | BALANCE DUE \$ 4,437.72 |

PURCHASER AGREEMENT V.5 (See reverse side for terms and conditions)

Custom Built Structures, Inc. reserves the right to correct any balance/pricing errors. Custom Built Structures, Inc. holds the right to repossess any buildings not paid in full upon installation. A labor charge will be added for any additional labor such as cutting posts to level carports, buildings over such as RV's & moving materials to remote locations, etc...Customer is responsible for pulling all applicable permits. Customer understands that all building frames are 1' shorter than roof lengths.

By signing this agreement, customer understands and agrees with all terms and conditions found on both the front and back of this document.

Customer Signature _____ Date _____

With customer present at time of installation, customer will sign below to signify acceptance of unit as installed.

Customer Signature _____ Date _____

No Card Fee; CO, K's, NY, OK, TX

Office Use

CREDIT CARD MONEY ORDER
 CASHIER'S CHECK OTHER

Installer Signature: _____

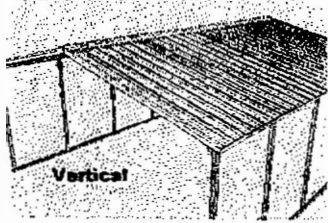
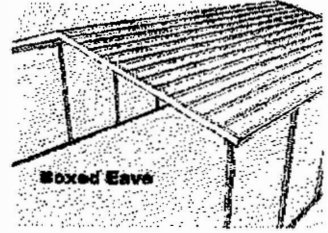
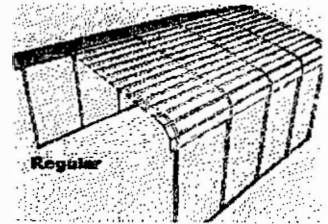
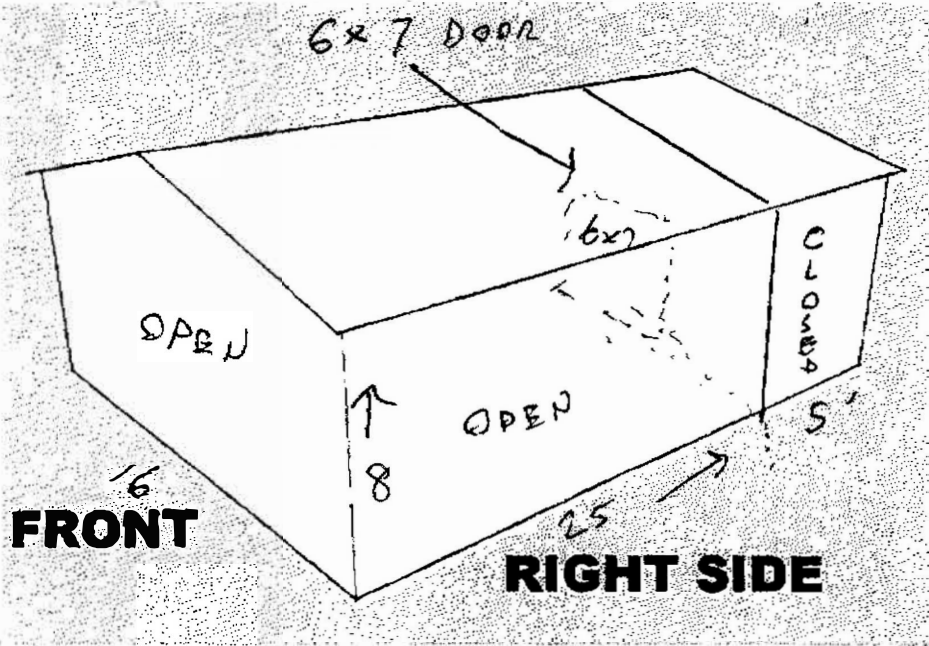
Notes: _____

Dealer Options for Garages

Retailer: H.T. CONWAY Customer: GEORGETOWN COUNTY

Door and Window Locations (write in location dimensions):

Roof Style (circle one):



16 x 30 x 8

Sides and Ends (circle one):

