

VIDEO SURVEILLANCE UPGRADES 2021

ADDENDUM 1 - August 03, 2021

PORTAGE PUBLIC SCHOOLS Portage, Michigan CONSTRUCTION DOCUMENTS

ISSUED FOR _____ DATE _____

DESIGN TEAM

ARCHITECT/ENGINEER

TowerPinkster
Architecture · Engineering · Interiors

242 EAST KALAMAZOO
SUITE 200
KALAMAZOO, MICHIGAN 49007
PHONE: 269.343.6133
FAX: 269.343.6633

REFERENCED CODES

ELECTRICAL: 2017 NATIONAL ELECTRICAL CODE WITH MICHIGAN AMENDMENTS
BARRIER-FREE: 2012 MICHIGAN BUILDING CODE AND 2009 ICC & C A117.1

DRAWING INDEX

T 101A	PCHS - FIRST FLOOR TECHNOLOGY PLAN - UNIT A
T 101B	PCHS - FIRST FLOOR TECHNOLOGY PLAN - UNIT B
T 101C	PCHS - FIRST FLOOR TECHNOLOGY PLAN - UNIT C
T 101D	PCHS - FIRST FLOOR TECHNOLOGY PLAN - UNIT D
T 101E	PCHS - FIRST FLOOR TECHNOLOGY PLAN - UNIT E
T 101F	PCHS - FIRST FLOOR TECHNOLOGY PLAN - UNIT F
T 101G	PCHS - FIRST FLOOR TECHNOLOGY PLAN - UNIT G
T 101H	PCHS - FIRST FLOOR TECHNOLOGY PLAN - UNIT H
T 101J	PCHS - FIRST FLOOR TECHNOLOGY PLAN - UNIT J
T 102A	PCHS - SECOND FLOOR TECHNOLOGY PLAN - UNIT A
T 102B	PCHS - SECOND FLOOR TECHNOLOGY PLAN - UNIT B
T 102C	PCHS - SECOND FLOOR TECHNOLOGY PLAN - UNIT C
T 102D	PCHS - SECOND FLOOR TECHNOLOGY PLAN - UNIT D
T 102E	PCHS - SECOND FLOOR TECHNOLOGY PLAN - UNIT E
T 102F	PCHS - SECOND FLOOR TECHNOLOGY PLAN - UNIT F
T 102G	PCHS - SECOND FLOOR TECHNOLOGY PLAN - UNIT G
T 102H	PCHS - SECOND FLOOR TECHNOLOGY PLAN - UNIT H
T 102J	PCHS - SECOND FLOOR TECHNOLOGY PLAN - UNIT J
T 103A	PCHS - THIRD FLOOR TECHNOLOGY PLAN - UNIT A
T 103B	PCHS - THIRD FLOOR TECHNOLOGY PLAN - UNIT B
T 103C	PCHS - THIRD FLOOR TECHNOLOGY PLAN - UNIT C
T 104	PCHS - CAMERA SCHEDULE
T 110A	PNHS - LOWER LEVEL TECHNOLOGY PLAN - UNIT A
T 110B	PNHS - LOWER LEVEL TECHNOLOGY PLAN - UNIT B
T 110C	PNHS - LOWER LEVEL TECHNOLOGY PLAN - UNIT C
T 110G	PNHS - LOWER LEVEL TECHNOLOGY PLAN - UNIT G
T 110H	PNHS - LOWER LEVEL TECHNOLOGY PLAN - UNIT H
T 111A	PNHS - FIRST FLOOR TECHNOLOGY PLAN - UNIT A
T 111B	PNHS - FIRST FLOOR TECHNOLOGY PLAN - UNIT B
T 111C	PNHS - FIRST FLOOR TECHNOLOGY PLAN - UNIT C
T 111D	PNHS - FIRST FLOOR TECHNOLOGY PLAN - UNIT D
T 111E	PNHS - FIRST FLOOR TECHNOLOGY PLAN - UNIT E
T 111F	PNHS - FIRST FLOOR TECHNOLOGY PLAN - UNIT F
T 112A	PNHS - SECOND FLOOR TECHNOLOGY PLAN - UNIT A
T 112B	PNHS - SECOND FLOOR TECHNOLOGY PLAN - UNIT B
T 112C	PNHS - SECOND FLOOR TECHNOLOGY PLAN - UNIT C
T 112D	PNHS - SECOND FLOOR TECHNOLOGY PLAN - UNIT D
T 112E	PNHS - SECOND FLOOR TECHNOLOGY PLAN - UNIT E
T 112G	PNHS - SECOND FLOOR TECHNOLOGY PLAN - UNIT G
T 113C	PNHS - THIRD FLOOR TECHNOLOGY PLAN - UNIT C
T 113D	PNHS - THIRD FLOOR TECHNOLOGY PLAN - UNIT D
T 114	PNHS - CAMERA SCHEDULE
T 121A	WEST MS - FIRST FLOOR TECHNOLOGY PLAN - UNIT A
T 121B	WEST MS - FIRST FLOOR TECHNOLOGY PLAN - UNIT B
T 121C	WEST MS - FIRST FLOOR TECHNOLOGY PLAN - UNIT C
T 121D	WEST MS - FIRST FLOOR TECHNOLOGY PLAN - UNIT D
T 121E	WEST MS - FIRST FLOOR TECHNOLOGY PLAN - UNIT E
T 122	WEST MS - CAMERA SCHEDULE
T 131A	TRANSPORTATION - FIRST FLOOR TECHNOLOGY PLAN - UNIT A
T 131B	TRANSPORTATION - FIRST FLOOR TECHNOLOGY PLAN - UNIT B
T 132	TRANSPORTATION - CAMERA SCHEDULE
T 140	AUXILIARY BUILDINGS CAMERAS

SITE ADDRESSES

PORTAGE PUBLIC SCHOOLS ADMINISTRATION
8107 MUSTANG DRIVE
PORTAGE, MI 49002

PORTAGE CENTRAL HIGH SCHOOL (PCHS)
8135 S. WESTNEDGE AVE.
PORTAGE, MI 49002

PORTAGE NORTHERN HIGH SCHOOL (NHS)
1000 IDAHO AVE.
PORTAGE, MI 49024

WEST MIDDLE SCHOOL (WMS)
7145 MOORSBRIDGE RD.
PORTAGE, MI 49002

PORTAGE PUBLIC SCHOOLS TRANSPORTATION
2501 ZYLMAN AVE.
PORTAGE, MI 49002

AMBERLY ELEMENTARY SCHOOL (AMB)
6637 AMBERLY ST.
PORTAGE, MI 49024

ANGLING ROAD ELEMENTARY SCHOOL (ANG)
5340 ANGLING RD.
PORTAGE, MI 49024

CENTRAL ELEMENTARY SCHOOL (CEL)
8422 S. WESTNEDGE AVE.
PORTAGE, MI 49002

HAVERHILL ELEMENTARY SCHOOL (HAV)
6633 HAVERHILL AVE.
PORTAGE, MI 49024

LAKE CENTER ELEMENTARY SCHOOL
10011 PORTAGE RD.
PORTAGE, MI 49002

MOORSBRIDGE ELEMENTARY SCHOOL
7631 MOORSBRIDGE RD.
PORTAGE, MI 49024

PORTAGE COMMUNITY EDUCATION CENTER
1010 W. MILHAM AVE.
PORTAGE, MI 49024

12TH STREET ELEMENTARY SCHOOL
6501 S. 12TH ST.
PORTAGE, MI 49024

WOODLAND ELEMENTARY SCHOOL
1401 WOODLAND AVE.
PORTAGE, MI 49024

PROJECT TITLE
VIDEO SURVEILLANCE UPGRADES 2021

OWNER
PORTAGE PUBLIC SCHOOLS

ADDENDUM 1 - August 03, 2021

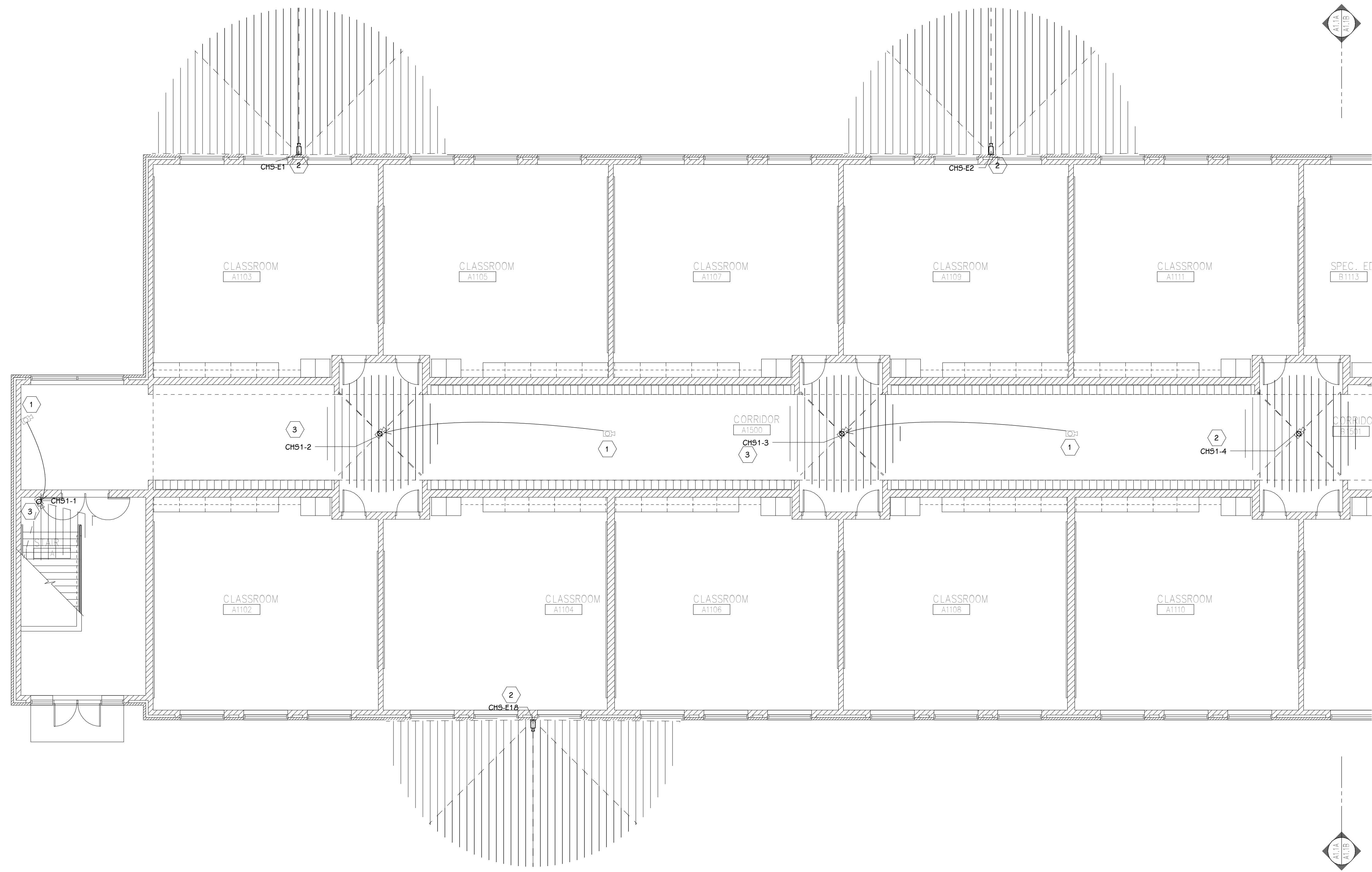
Portage, Michigan

SHEET NUMBER
COVER SHEET

DATE
JULY 28, 2021

SHEET NUMBER
G 001
21-150.00

FIRST FLOOR TECHNOLOGY PLAN - UNIT A
1/8" = 1'-0"



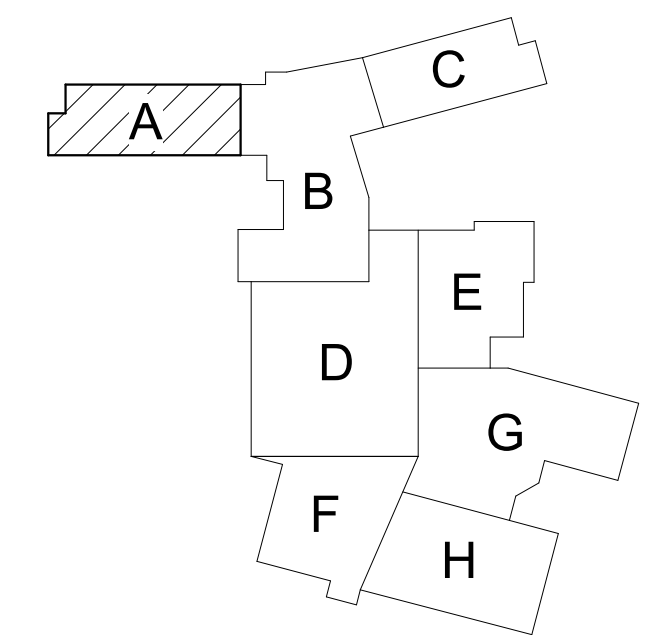
GENERAL TECHNOLOGY NOTES

- 1 TECHNOLOGY CONTRACTOR SHALL BE RESPONSIBLE FOR ALL CUTTING AND PATCHING REQUIRED FOR NEW WORK OR WHERE DEVICES ARE REMOVED AND NOT REPLACED.
- 2 TECHNOLOGY CONTRACTOR SHALL COORDINATE WITH G SERIES SHEETS DEVICE COORDINATION DETAIL. DEVICES ARE TO ALIGN VERTICALLY AND HORIZONTALLY AND FOLLOW THE RULES OF THIS DETAIL CONSISTENTLY. A PRE-INSTALL DEVICE COORDINATION MEETING FOR DEVICE FINISHES AND LAYOUT MAY BE REQUIRED IN THE SPECIFICATION FOR THIS PROJECT.
- 3 REFER TO TECHNOLOGY, ELECTRICAL AND ARCHITECTURAL DETAILS AND ELEVATIONS FOR SYMBOL INFORMATION AND ELEVATION DETAIL.
- 4 DEVICES AND EQUIPMENT SHOWN DASHED OR WITH AN "X" ARE TO BE REMOVED. FIXTURES, DEVICES AND EQUIPMENT SHOWN LIGHTLY OR WITH AN "E" ARE EXISTING TO REMAIN UNDISTURBED.
- 5 DEVICES SHOWN WITH AN "R" ARE EXISTING TO BE REPLACED WITH NEW DEVICE AND COVERPLATE.
- 6 TEMPORARILY SUPPORT EXISTING CEILING DEVICES TO REMAIN IN EXISTING CEILINGS TO BE REPLACED. REINSTALL DEVICES INTO NEW CEILING.
- 7 CONTRACTOR SHALL BE RESPONSIBLE FOR PROJECT PHASING. TEMPORARY WIRING TO KEEP SYSTEMS RUNNING SHALL BE PROVIDED AS REQUIRED WHILE BUILDING IS OCCUPIED BETWEEN PHASES OF CONSTRUCTION.

TECHNOLOGY KEYED NOTES

- 1 REMOVE CAMERA DEVICE AND PROVIDE TO OWNER. RELOCATE EXISTING DATA CABLE TO NEW CAMERA LOCATION. INSTALL NEW ACOUSTIC CEILING TILE (BY OWNER) OR PAINT AND PATCH WALL OR CEILING (MATCH PAINT WITH OWNER) AS APPLICABLE.
- 2 REPLACE EXISTING CAMERA DEVICE WITH NEW DEVICE AT THIS LOCATION AS SPECIFIED. PROVIDE EXISTING DEVICE TO OWNER.
- 3 NEW DEVICE AT THIS LOCATION. RELOCATE EXISTING DATA CABLE FROM ORIGINAL LOCATION AS INDICATED.
- 4 NEW DEVICE AT THIS LOCATION. NEW DATA DROP TO BE PROVIDED BY OTHERS.
- 5 REMOVE CAMERA DEVICE AND PROVIDE TO OWNER. DATA DROP TO BE DEMOLISHED BACK TO SOURCE, BY OTHERS.
- 6 EXISTING DEVICE TO REMAIN.

PPS CAMERA UPGRADES 2021



KEY PLAN
SCALE: NO SCALE

ISSUED FOR DATE

PROJECT TITLE
VIDEO SURVEILLANCE UPGRADES 2021

OWNER
PORTAGE PUBLIC SCHOOLS

SHEET TITLE
PCHS - FIRST FLOOR TECHNOLOGY
PLAN - UNIT A

ADDENDUM 1 - August 03, 2021

Portage, Michigan

SHEET NUMBER
T-101A
DATE
JULY 28, 2021
21-150.00



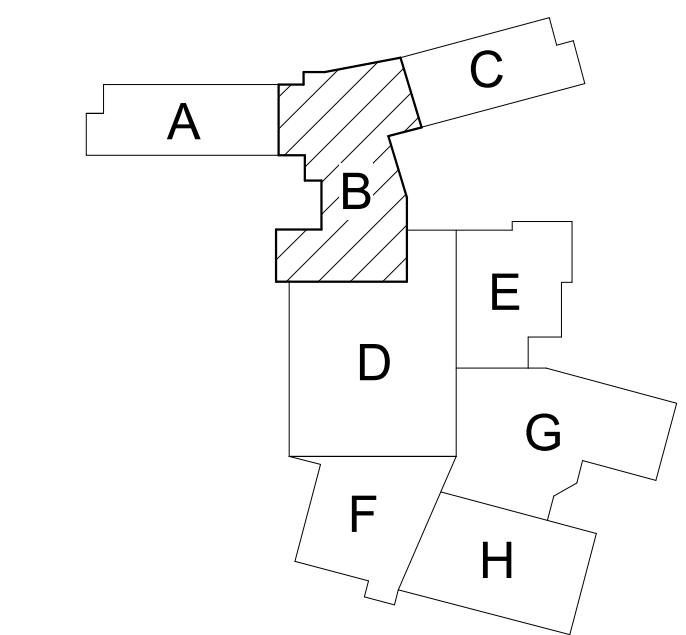
GENERAL TECHNOLOGY NOTES

- 1 TECHNOLOGY CONTRACTOR SHALL BE RESPONSIBLE FOR ALL CUTTING AND PATCHING REQUIRED FOR NEW WORK OR WHERE DEVICES ARE REMOVED AND NOT REPLACED.
- 2 TECHNOLOGY CONTRACTOR SHALL COORDINATE WITH G SERIES SHEETS DEVICE COORDINATION DETAIL. DEVICES ARE TO ALIGN VERTICALLY AND HORIZONTALLY AND FOLLOW THE RULES OF THIS DETAIL CONSISTENTLY. A PRE-INSTALL DEVICE COORDINATION MEETING FOR DEVICE FINISHES AND LAYOUT MAY BE REQUIRED IN THE SPECIFICATION FOR THIS PROJECT.
- 3 REFER TO TECHNOLOGY, ELECTRICAL AND ARCHITECTURAL DETAILS AND ELEVATIONS FOR SYMBOL INFORMATION AND ELEVATION DETAIL.
- 4 DEVICES AND EQUIPMENT SHOWN DASHED OR WITH AN "X" ARE TO BE REMOVED. FIXTURES, DEVICES AND EQUIPMENT SHOWN LIGHTLY OR WITH AN "E" ARE EXISTING TO REMAIN UNDISTURBED.
- 5 DEVICES SHOWN WITH AN "R" ARE EXISTING TO BE REPLACED WITH NEW DEVICE AND COVERPLATE.
- 6 TEMPORARILY SUPPORT EXISTING CEILING DEVICES TO REMAIN IN EXISTING CEILINGS TO BE REPLACED. REINSTALL DEVICES INTO NEW CEILING.
- 7 CONTRACTOR SHALL BE RESPONSIBLE FOR PROJECT PHASING. TEMPORARY WIRING TO KEEP SYSTEMS RUNNING SHALL BE PROVIDED AS REQUIRED WHILE BUILDING IS OCCUPIED BETWEEN PHASES OF CONSTRUCTION.

TECHNOLOGY KEYED NOTES

- 1 REMOVE CAMERA DEVICE AND PROVIDE TO OWNER. RELOCATE EXISTING DATA CABLE TO NEW CAMERA LOCATION. INSTALL NEW ACOUSTIC CEILING TILE (BY OWNER) OR PAINT AND PATCH WALL OR CEILING (MATCH PAINT WITH OWNER) AS APPLICABLE.
- 2 REPLACE EXISTING CAMERA DEVICE WITH NEW DEVICE AT THIS LOCATION AS SPECIFIED. PROVIDE EXISTING DEVICE TO OWNER.
- 3 NEW DEVICE AT THIS LOCATION. RELOCATE EXISTING DATA CABLE FROM ORIGINAL LOCATION AS INDICATED.
- 4 NEW DEVICE AT THIS LOCATION. NEW DATA DROP TO BE PROVIDED BY OTHERS.
- 5 REMOVE CAMERA DEVICE AND PROVIDE TO OWNER. DATA DROP TO BE DEMOLISHED BACK TO SOURCE, BY OTHERS.
- 6 EXISTING DEVICE TO REMAIN.

PPS CAMERA UPGRADES 2021



KEY PLAN
SCALE: NO SCALE

ISSUED FOR DATE

PROJECT TITLE
VIDEO SURVEILLANCE UPGRADES 2021
OWNER
PORTAGE PUBLIC SCHOOLS
Portage, Michigan
DATE
JULY 28, 2021
SHEET NUMBER
T-101B
21-150.00

ADDENDUM 1 - August 03, 2021

SHEET TITLE
PCHS - FIRST FLOOR TECHNOLOGY
PLAN - UNIT B



FIRST FLOOR TECHNOLOGY PLAN - UNIT C
1/8" = 1'-0"

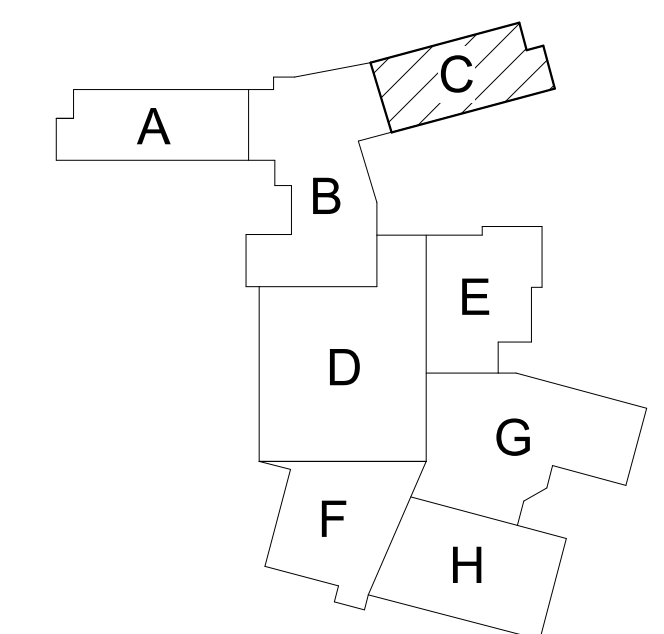
GENERAL TECHNOLOGY NOTES

1. TECHNOLOGY CONTRACTOR SHALL BE RESPONSIBLE FOR ALL CUTTING AND PATCHING REQUIRED FOR NEW WORK OR WHERE DEVICES ARE REMOVED AND NOT REPLACED.
2. TECHNOLOGY CONTRACTOR SHALL COORDINATE WITH G SERIES SHEETS DEVICE COORDINATION DETAIL. DEVICES ARE TO ALIGN VERTICALLY AND HORIZONTALLY AND FOLLOW THE RULES OF THIS DETAIL CONSISTENTLY. A PRE-INSTALL DEVICE COORDINATION MEETING FOR DEVICE FINISHES AND LAYOUT MAY BE REQUIRED IN THE SPECIFICATION FOR THIS PROJECT.
3. REFER TO TECHNOLOGY, ELECTRICAL AND ARCHITECTURAL DETAILS AND ELEVATIONS FOR SYMBOL INFORMATION AND ELEVATION DETAIL.
4. DEVICES AND EQUIPMENT SHOWN DASHED OR WITH AN "X" ARE TO BE REMOVED. FIXTURES, DEVICES AND EQUIPMENT SHOWN LIGHTLY OR WITH AN "E" ARE EXISTING TO REMAIN UNDISTURBED.
5. DEVICES SHOWN WITH AN "R" ARE EXISTING TO BE REPLACED WITH NEW DEVICE AND COVERPLATE.
6. TEMPORARILY SUPPORT EXISTING CEILING DEVICES TO REMAIN IN EXISTING CEILINGS TO BE REPLACED. REINSTALL DEVICES INTO NEW CEILING.
7. CONTRACTOR SHALL BE RESPONSIBLE FOR PROJECT PHASING. TEMPORARY WIRING TO KEEP SYSTEMS RUNNING SHALL BE PROVIDED AS REQUIRED WHILE BUILDING IS OCCUPIED BETWEEN PHASES OF CONSTRUCTION.

TECHNOLOGY KEYED NOTES

1. REMOVE CAMERA DEVICE AND PROVIDE TO OWNER. RELOCATE EXISTING DATA CABLE TO NEW CAMERA LOCATION. INSTALL NEW ACOUSTIC CEILING TILE (BY OWNER) OR PAINT AND PATCH WALL OR CEILING (MATCH PAINT WITH OWNER) AS APPLICABLE.
2. REPLACE EXISTING CAMERA DEVICE WITH NEW DEVICE AT THIS LOCATION AS SPECIFIED. PROVIDE EXISTING DEVICE TO OWNER.
3. NEW DEVICE AT THIS LOCATION. RELOCATE EXISTING DATA CABLE FROM ORIGINAL LOCATION AS INDICATED.
4. NEW DEVICE AT THIS LOCATION. NEW DATA DROP TO BE PROVIDED BY OTHERS.
5. REMOVE CAMERA DEVICE AND PROVIDE TO OWNER. DATA DROP TO BE DEMOLISHED BACK TO SOURCE, BY OTHERS.
6. EXISTING DEVICE TO REMAIN.

PPS CAMERA UPGRADES 2021

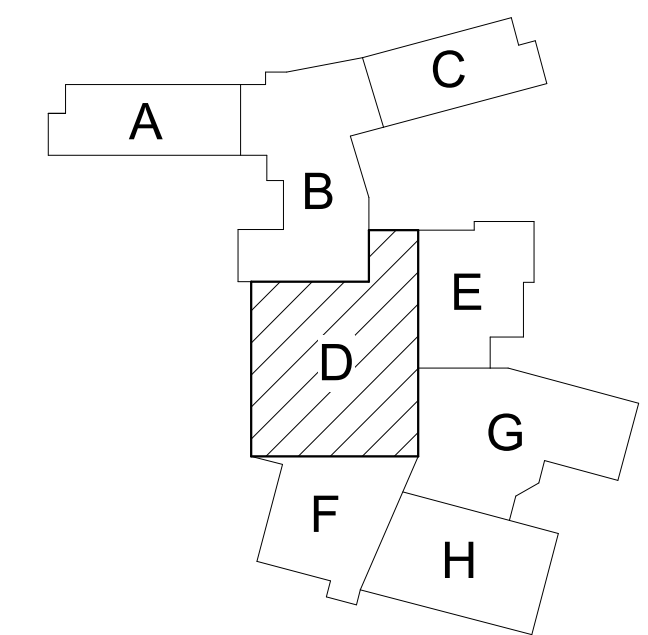


KEY PLAN
SCALE: NO SCALE

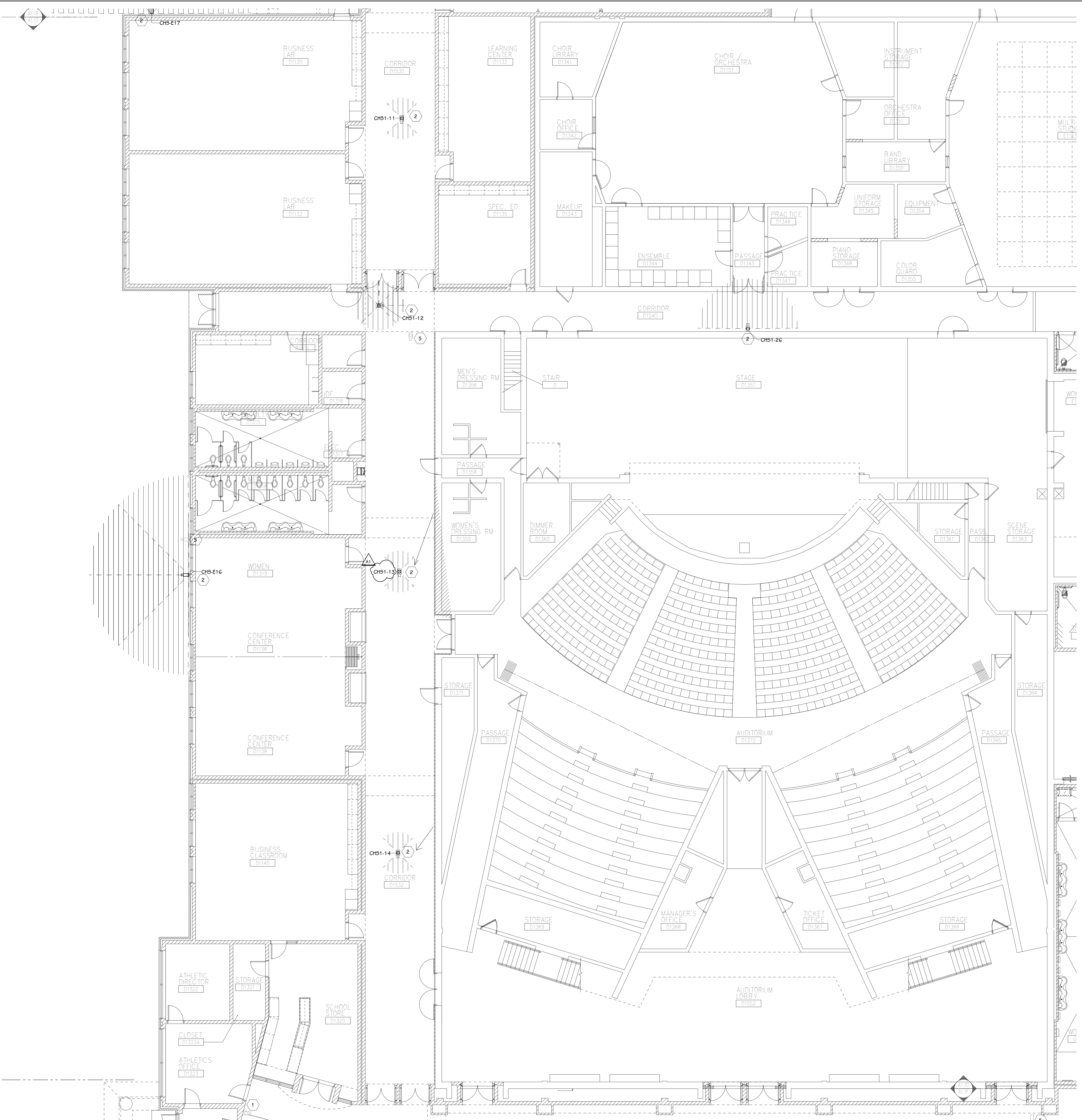
- GENERAL TECHNOLOGY NOTES**
1. TECHNOLOGY CONTRACTOR SHALL BE RESPONSIBLE FOR ALL CUTTING AND PATCHING REQUIRED FOR NEW WORK OR WHERE DEVICES ARE REMOVED AND NOT REPLACED.
 2. TECHNOLOGY CONTRACTOR SHALL COORDINATE WITH G SERIES SHEETS DEVICE COORDINATION DETAIL. DEVICES ARE TO ALIGN VERTICALLY AND HORIZONTALLY AND FOLLOW THE RULES OF THIS DETAIL CONSISTENTLY. A PRE-INSTALL DEVICE COORDINATION MEETING FOR DEVICE FINISHES AND LAYOUT MAY BE REQUIRED IN THE SPECIFICATION FOR THIS PROJECT.
 3. REFER TO TECHNOLOGY, ELECTRICAL AND ARCHITECTURAL DETAILS AND ELEVATIONS FOR SYMBOL INFORMATION AND ELEVATION DETAIL.
 4. DEVICES AND EQUIPMENT SHOWN DASHED OR WITH AN "X" ARE TO BE REMOVED. FIXTURES, DEVICES AND EQUIPMENT SHOWN LIGHTLY OR WITH AN "E" ARE EXISTING TO REMAIN UNDISTURBED.
 5. DEVICES SHOWN WITH AN "R" ARE EXISTING TO BE REPLACED WITH NEW DEVICE AND COVERPLATE.
 6. TEMPORARILY SUPPORT EXISTING CEILING DEVICES TO REMAIN IN EXISTING CEILINGS TO BE REPLACED. REINSTALL DEVICES INTO NEW CEILING.
 7. CONTRACTOR SHALL BE RESPONSIBLE FOR PROJECT PHASING. TEMPORARY WIRING TO KEEP SYSTEMS RUNNING SHALL BE PROVIDED AS REQUIRED WHILE BUILDING IS OCCUPIED BETWEEN PHASES OF CONSTRUCTION.

- TECHNOLOGY KEYED NOTES**
1. REMOVE CAMERA DEVICE AND PROVIDE TO OWNER. RELOCATE EXISTING DATA CABLE TO NEW CAMERA LOCATION. INSTALL NEW ACOUSTIC CEILING TILE (BY OWNER) OR PAINT AND PATCH WALL OR CEILING (MATCH PAINT WITH OWNER) AS APPLICABLE.
 2. REPLACE EXISTING CAMERA DEVICE WITH NEW DEVICE AT THIS LOCATION AS SPECIFIED. PROVIDE EXISTING DEVICE TO OWNER.
 3. NEW DEVICE AT THIS LOCATION. RELOCATE EXISTING DATA CABLE FROM ORIGINAL LOCATION AS INDICATED.
 4. NEW DEVICE AT THIS LOCATION. NEW DATA DROP TO BE PROVIDED BY OTHERS.
 5. REMOVE CAMERA DEVICE AND PROVIDE TO OWNER. DATA DROP TO BE DEMOLISHED BACK TO SOURCE, BY OTHERS.
 6. EXISTING DEVICE TO REMAIN.

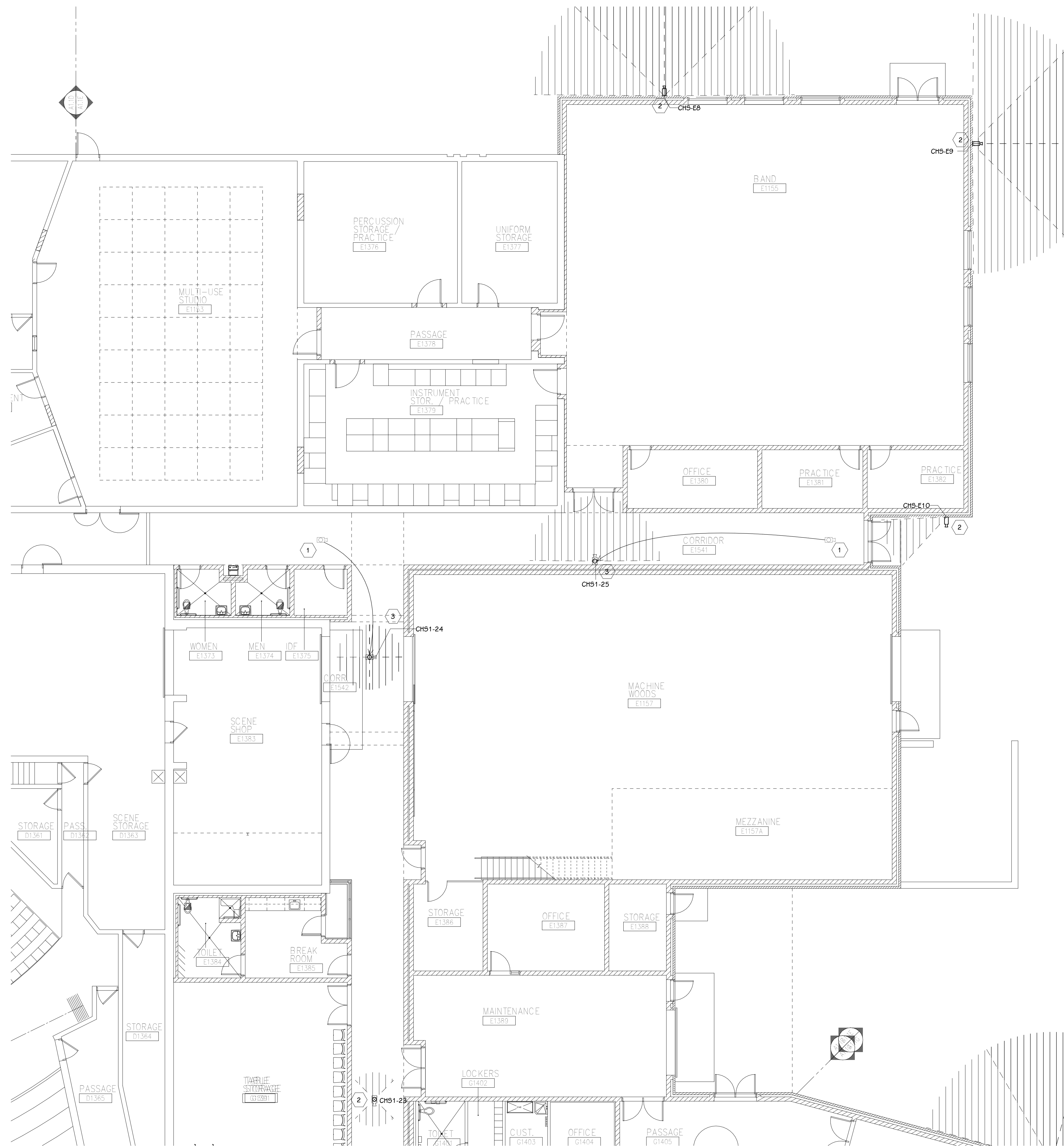
PPS CAMERA UPGRADES 2021



KEY PLAN
 SCALE: NO SCALE



FIRST FLOOR TECHNOLOGY PLAN - UNIT D
 1/8" = 1'-0"



FIRST FLOOR TECHNOLOGY PLAN - UNIT E
 1/8" = 1'-0"

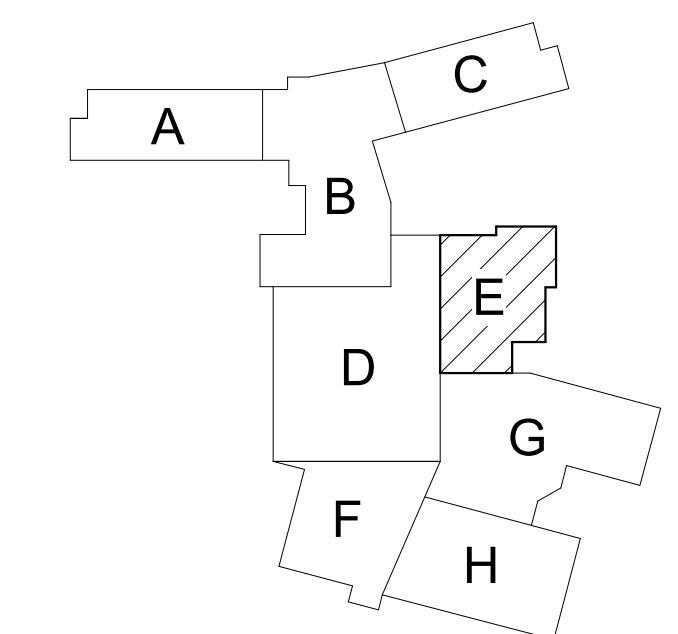
GENERAL TECHNOLOGY NOTES

1. TECHNOLOGY CONTRACTOR SHALL BE RESPONSIBLE FOR ALL CUTTING AND PATCHING REQUIRED FOR NEW WORK OR WHERE DEVICES ARE REMOVED AND NOT REPLACED.
2. TECHNOLOGY CONTRACTOR SHALL COORDINATE WITH G SERIES SHEETS DEVICE COORDINATION DETAIL. DEVICES ARE TO ALIGN VERTICALLY AND HORIZONTALLY AND FOLLOW THE RULES OF THIS DETAIL CONSISTENTLY. A PRE-INSTALL DEVICE COORDINATION MEETING FOR DEVICE FINISHES AND LAYOUT MAY BE REQUIRED IN THE SPECIFICATION FOR THIS PROJECT.
3. REFER TO TECHNOLOGY, ELECTRICAL AND ARCHITECTURAL DETAILS AND ELEVATIONS FOR SYMBOL INFORMATION AND ELEVATION DETAIL.
4. DEVICES AND EQUIPMENT SHOWN DASHED OR WITH AN "X" ARE TO BE REMOVED. FIXTURES, DEVICES AND EQUIPMENT SHOWN LIGHTLY OR WITH AN "E" ARE EXISTING TO REMAIN UNDISTURBED.
5. DEVICES SHOWN WITH AN "R" ARE EXISTING TO BE REPLACED WITH NEW DEVICE AND COVERPLATE.
6. TEMPORARILY SUPPORT EXISTING CEILING DEVICES TO REMAIN IN EXISTING CEILINGS TO BE REPLACED. REINSTALL DEVICES INTO NEW CEILING.
7. CONTRACTOR SHALL BE RESPONSIBLE FOR PROJECT PHASING. TEMPORARY WIRING TO KEEP SYSTEMS RUNNING SHALL BE PROVIDED AS REQUIRED WHILE BUILDING IS OCCUPIED BETWEEN PHASES OF CONSTRUCTION.

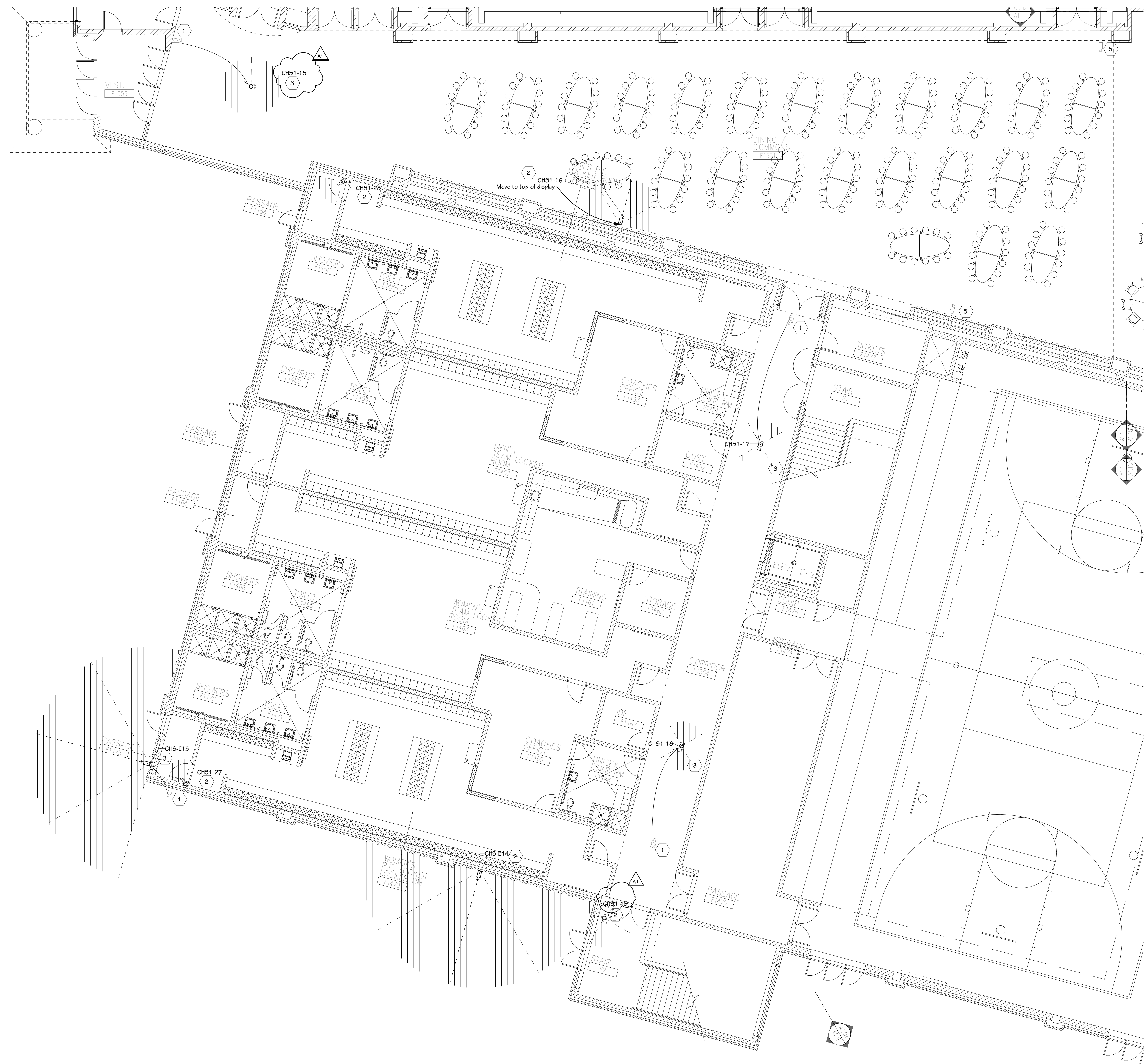
TECHNOLOGY KEYED NOTES

1. REMOVE CAMERA DEVICE AND PROVIDE TO OWNER. RELOCATE EXISTING DATA CABLE TO NEW CAMERA LOCATION. INSTALL NEW ACOUSTIC CEILING TILE (BY OWNER) OR PAINT AND PATCH WALL OR CEILING (MATCH PAINT WITH OWNER) AS APPLICABLE.
2. REPLACE EXISTING CAMERA DEVICE WITH NEW DEVICE AT THIS LOCATION AS SPECIFIED. PROVIDE EXISTING DEVICE TO OWNER.
3. NEW DEVICE AT THIS LOCATION. RELOCATE EXISTING DATA CABLE FROM ORIGINAL LOCATION AS INDICATED.
4. NEW DEVICE AT THIS LOCATION. NEW DATA DROP TO BE PROVIDED BY OTHERS.
5. REMOVE CAMERA DEVICE AND PROVIDE TO OWNER. DATA DROP TO BE DEMOLISHED BACK TO SOURCE, BY OTHERS.
6. EXISTING DEVICE TO REMAIN.

PPS CAMERA UPGRADES 2021



KEY PLAN
 SCALE: NO SCALE



FIRST FLOOR TECHNOLOGY PLAN - UNIT F
 1/8" = 1'-0"

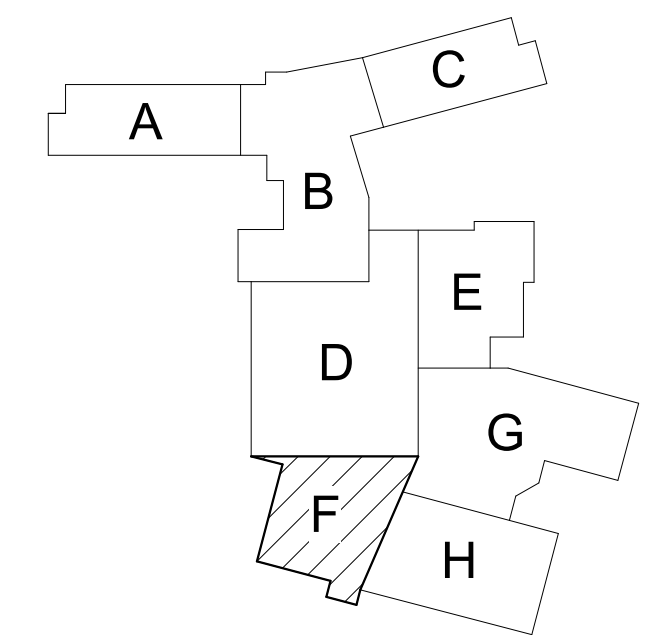
GENERAL TECHNOLOGY NOTES

- 1 TECHNOLOGY CONTRACTOR SHALL BE RESPONSIBLE FOR ALL CUTTING AND PATCHING REQUIRED FOR NEW WORK OR WHERE DEVICES ARE REMOVED AND NOT REPLACED.
- 2 TECHNOLOGY CONTRACTOR SHALL COORDINATE WITH G SERIES SHEETS DEVICE COORDINATION DETAIL. DEVICES ARE TO ALIGN VERTICALLY AND HORIZONTALLY AND FOLLOW THE RULES OF THIS DETAIL CONSISTENTLY. A PRE-INSTALL DEVICE COORDINATION MEETING FOR DEVICE FINISHES AND LAYOUT MAY BE REQUIRED IN THE SPECIFICATION FOR THIS PROJECT.
- 3 REFER TO TECHNOLOGY, ELECTRICAL AND ARCHITECTURAL DETAILS AND ELEVATIONS FOR SYMBOL INFORMATION AND ELEVATION DETAIL.
- 4 DEVICES AND EQUIPMENT SHOWN DASHED OR WITH AN "X" ARE TO BE REMOVED. FIXTURES, DEVICES AND EQUIPMENT SHOWN LIGHTLY OR WITH AN "E" ARE EXISTING TO REMAIN UNDISTURBED.
- 5 DEVICES SHOWN WITH AN "R" ARE EXISTING TO BE REPLACED WITH NEW DEVICE AND COVERPLATE.
- 6 TEMPORARILY SUPPORT EXISTING CEILING DEVICES TO REMAIN IN EXISTING CEILINGS TO BE REPLACED. REINSTALL DEVICES INTO NEW CEILING.
- 7 CONTRACTOR SHALL BE RESPONSIBLE FOR PROJECT PHASING. TEMPORARY WIRING TO KEEP SYSTEMS RUNNING SHALL BE PROVIDED AS REQUIRED WHILE BUILDING IS OCCUPIED BETWEEN PHASES OF CONSTRUCTION.

TECHNOLOGY KEYED NOTES

- 1 REMOVE CAMERA DEVICE AND PROVIDE TO OWNER. RELOCATE EXISTING DATA CABLE TO NEW CAMERA LOCATION. INSTALL NEW ACOUSTIC CEILING TILE (BY OWNER) OR PAINT AND PATCH WALL OR CEILING (MATCH PAINT WITH OWNER) AS APPLICABLE.
- 2 REPLACE EXISTING CAMERA DEVICE WITH NEW DEVICE AT THIS LOCATION AS SPECIFIED. PROVIDE EXISTING DEVICE TO OWNER.
- 3 NEW DEVICE AT THIS LOCATION. RELOCATE EXISTING DATA CABLE FROM ORIGINAL LOCATION AS INDICATED.
- 4 NEW DEVICE AT THIS LOCATION. NEW DATA DROP TO BE PROVIDED BY OTHERS.
- 5 REMOVE CAMERA DEVICE AND PROVIDE TO OWNER. DATA DROP TO BE DEMOLISHED BACK TO SOURCE, BY OTHERS.
- 6 EXISTING DEVICE TO REMAIN.

PPS CAMERA UPGRADES 2021



KEY PLAN
 SCALE: NO SCALE

TowerPinkster
 Architecture - Engineering - Interiors
 242 East Kalamazoo Avenue, Suite 100
 Portage, Michigan 49782
 Phone: 269.443.6138
 Fax: 269.443.6138
 towerpinkster.com
 © 2021. ALL RIGHTS RESERVED.

ADDENDUM #1 08-03-2021
 ISSUED FOR DATE

PROJECT TITLE
 VIDEO SURVEILLANCE UPGRADES 2021

OWNER
 PORTAGE PUBLIC SCHOOLS

Portage, Michigan

SHEET TITLE
 PCHS - FIRST FLOOR TECHNOLOGY
 PLAN - UNIT F

DATE
 JULY 28, 2021

SHEET NUMBER
T-101F

21-150.00



FIRST FLOOR TECHNOLOGY PLAN - UNIT G
1/8" = 1'-0"

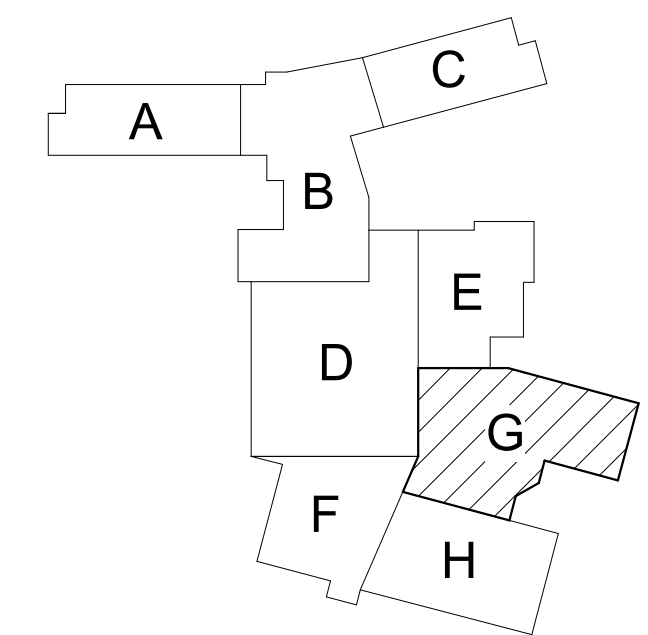
GENERAL TECHNOLOGY NOTES

1. TECHNOLOGY CONTRACTOR SHALL BE RESPONSIBLE FOR ALL CUTTING AND PATCHING REQUIRED FOR NEW WORK OR WHERE DEVICES ARE REMOVED AND NOT REPLACED.
2. TECHNOLOGY CONTRACTOR SHALL COORDINATE WITH G SERIES SHEETS DEVICE COORDINATION DETAIL. DEVICES ARE TO ALIGN VERTICALLY AND HORIZONTALLY AND FOLLOW THE RULES OF THIS DETAIL CONSISTENTLY. A PRE-INSTALL DEVICE COORDINATION MEETING FOR DEVICE FINISHES AND LAYOUT MAY BE REQUIRED IN THE SPECIFICATION FOR THIS PROJECT.
3. REFER TO TECHNOLOGY, ELECTRICAL AND ARCHITECTURAL DETAILS AND ELEVATIONS FOR SYMBOL INFORMATION AND ELEVATION DETAIL.
4. DEVICES AND EQUIPMENT SHOWN DASHED OR WITH AN "X" ARE TO BE REMOVED. FIXTURES, DEVICES AND EQUIPMENT SHOWN LIGHTLY OR WITH AN "E" ARE EXISTING TO REMAIN UNDISTURBED.
5. DEVICES SHOWN WITH AN "R" ARE EXISTING TO BE REPLACED WITH NEW DEVICE AND COVERPLATE.
6. TEMPORARILY SUPPORT EXISTING CEILING DEVICES TO REMAIN IN EXISTING CEILINGS TO BE REPLACED. REINSTALL DEVICES INTO NEW CEILING.
7. CONTRACTOR SHALL BE RESPONSIBLE FOR PROJECT PHASING. TEMPORARY WIRING TO KEEP SYSTEMS RUNNING SHALL BE PROVIDED AS REQUIRED WHILE BUILDING IS OCCUPIED BETWEEN PHASES OF CONSTRUCTION.

TECHNOLOGY KEYED NOTES

1. REMOVE CAMERA DEVICE AND PROVIDE TO OWNER. RELOCATE EXISTING DATA CABLE TO NEW CAMERA LOCATION. INSTALL NEW ACOUSTIC CEILING TILE (BY OWNER) OR PAINT AND PATCH WALL OR CEILING (MATCH PAINT WITH OWNER) AS APPLICABLE.
2. REPLACE EXISTING CAMERA DEVICE WITH NEW DEVICE AT THIS LOCATION AS SPECIFIED. PROVIDE EXISTING DEVICE TO OWNER.
3. NEW DEVICE AT THIS LOCATION. RELOCATE EXISTING DATA CABLE FROM ORIGINAL LOCATION AS INDICATED.
4. NEW DEVICE AT THIS LOCATION. NEW DATA DROP TO BE PROVIDED BY OTHERS.
5. REMOVE CAMERA DEVICE AND PROVIDE TO OWNER. DATA DROP TO BE DEMOLISHED BACK TO SOURCE, BY OTHERS.
6. EXISTING DEVICE TO REMAIN.

PPS CAMERA UPGRADES 2021



KEY PLAN
SCALE: NO SCALE

ISSUED FOR DATE

PROJECT TITLE
VIDEO SURVEILLANCE UPGRADES 2021

OWNER
PORTAGE PUBLIC SCHOOLS

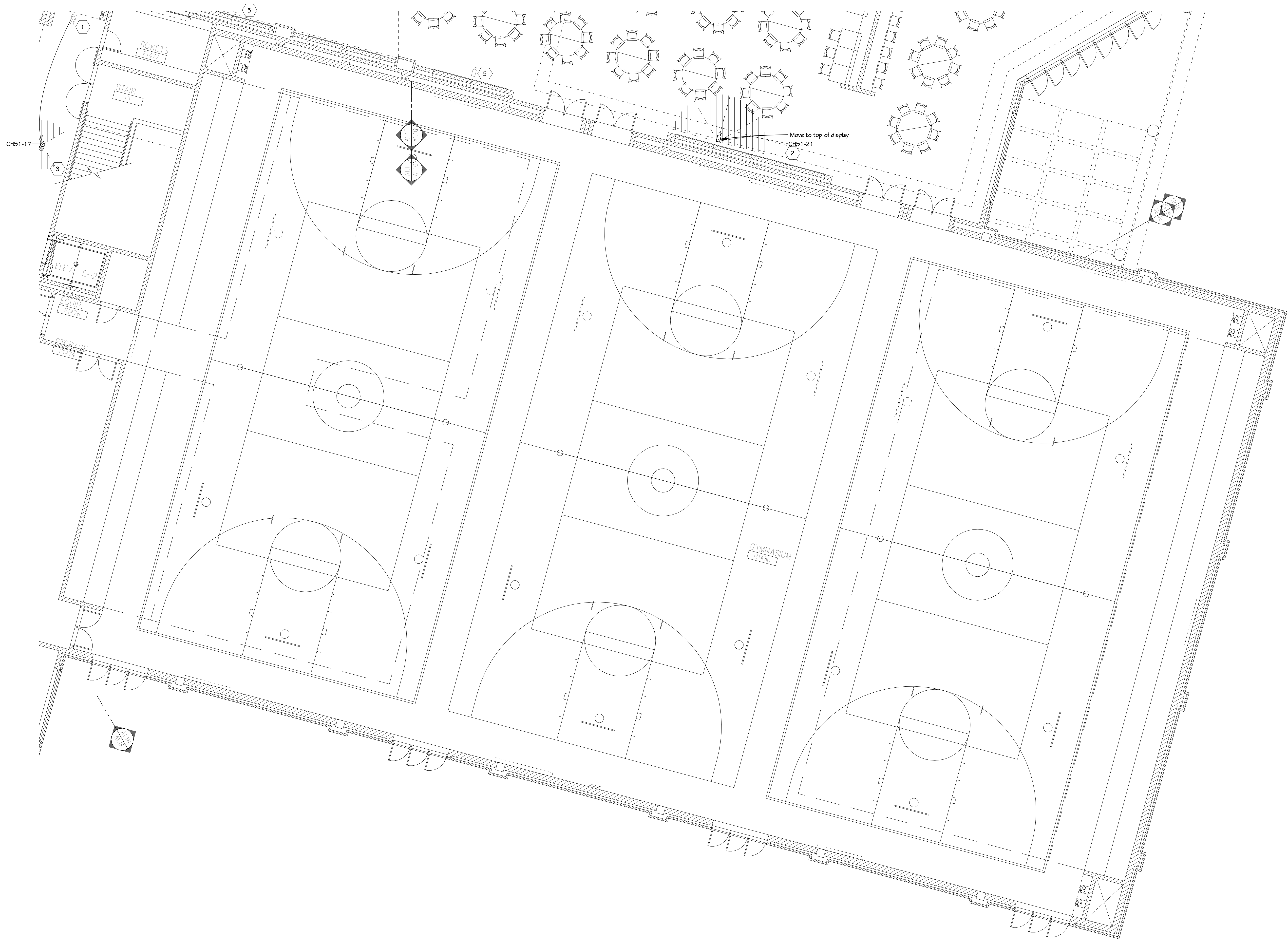
SHEET TITLE
PCHS - FIRST FLOOR TECHNOLOGY
PLAN - UNIT G

ADDENDUM 1 - August 03, 2021

Portage, Michigan

DATE
JULY 28, 2021

SHEET NUMBER
T-101G
21-150.00



FIRST FLOOR TECHNOLOGY PLAN - UNIT H
 1/8" = 1'-0"

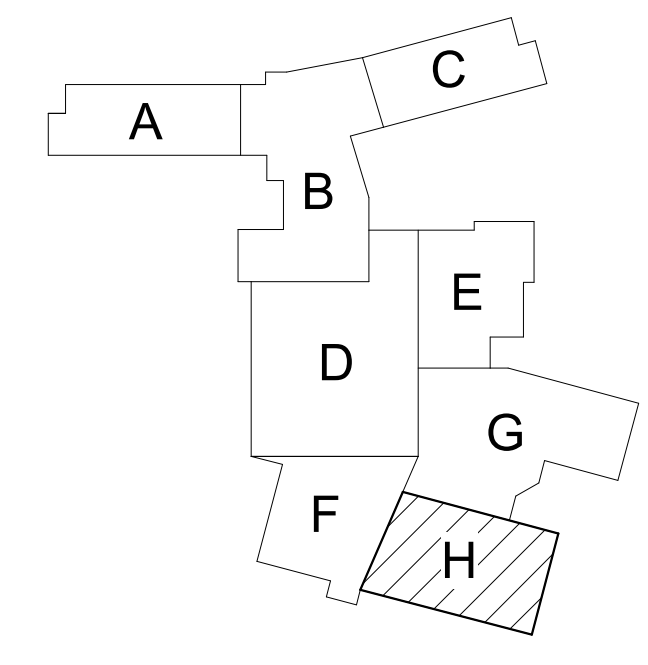
GENERAL TECHNOLOGY NOTES

- 1 TECHNOLOGY CONTRACTOR SHALL BE RESPONSIBLE FOR ALL CUTTING AND PATCHING REQUIRED FOR NEW WORK OR WHERE DEVICES ARE REMOVED AND NOT REPLACED.
- 2 TECHNOLOGY CONTRACTOR SHALL COORDINATE WITH G SERIES SHEETS DEVICE COORDINATION DETAIL. DEVICES ARE TO ALIGN VERTICALLY AND HORIZONTALLY AND FOLLOW THE RULES OF THIS DETAIL CONSISTENTLY. A PRE-INSTALL DEVICE COORDINATION MEETING FOR DEVICE FINISHES AND LAYOUT MAY BE REQUIRED IN THE SPECIFICATION FOR THIS PROJECT.
- 3 REFER TO TECHNOLOGY, ELECTRICAL AND ARCHITECTURAL DETAILS AND ELEVATIONS FOR SYMBOL INFORMATION AND ELEVATION DETAIL.
- 4 DEVICES AND EQUIPMENT SHOWN DASHED OR WITH AN "X" ARE TO BE REMOVED. FIXTURES, DEVICES AND EQUIPMENT SHOWN LIGHTLY OR WITH AN "E" ARE EXISTING TO REMAIN UNDISTURBED.
- 5 DEVICES SHOWN WITH AN "R" ARE EXISTING TO BE REPLACED WITH NEW DEVICE AND COVERPLATE.
- 6 TEMPORARILY SUPPORT EXISTING CEILING DEVICES TO REMAIN IN EXISTING CEILINGS TO BE REPLACED. REINSTALL DEVICES INTO NEW CEILING.
- 7 CONTRACTOR SHALL BE RESPONSIBLE FOR PROJECT PHASING. TEMPORARY WIRING TO KEEP SYSTEMS RUNNING SHALL BE PROVIDED AS REQUIRED WHILE BUILDING IS OCCUPIED BETWEEN PHASES OF CONSTRUCTION.

TECHNOLOGY KEYED NOTES

- 1 REMOVE CAMERA DEVICE AND PROVIDE TO OWNER. RELOCATE EXISTING DATA CABLE TO NEW CAMERA LOCATION. INSTALL NEW ACOUSTIC CEILING TILE (BY OWNER) OR PAINT AND PATCH WALL OR CEILING (MATCH PAINT WITH OWNER) AS APPLICABLE.
- 2 REPLACE EXISTING CAMERA DEVICE WITH NEW DEVICE AT THIS LOCATION AS SPECIFIED. PROVIDE EXISTING DEVICE TO OWNER.
- 3 NEW DEVICE AT THIS LOCATION. RELOCATE EXISTING DATA CABLE FROM ORIGINAL LOCATION AS INDICATED.
- 4 NEW DEVICE AT THIS LOCATION. NEW DATA DROP TO BE PROVIDED BY OTHERS.
- 5 REMOVE CAMERA DEVICE AND PROVIDE TO OWNER. DATA DROP TO BE DEMOLISHED BACK TO SOURCE, BY OTHERS.
- 6 EXISTING DEVICE TO REMAIN.

PPS CAMERA UPGRADES 2021



KEY PLAN
 SCALE: NO SCALE

PROJECT TITLE
 VIDEO SURVEILLANCE UPGRADES 2021

OWNER
 PORTAGE PUBLIC SCHOOLS

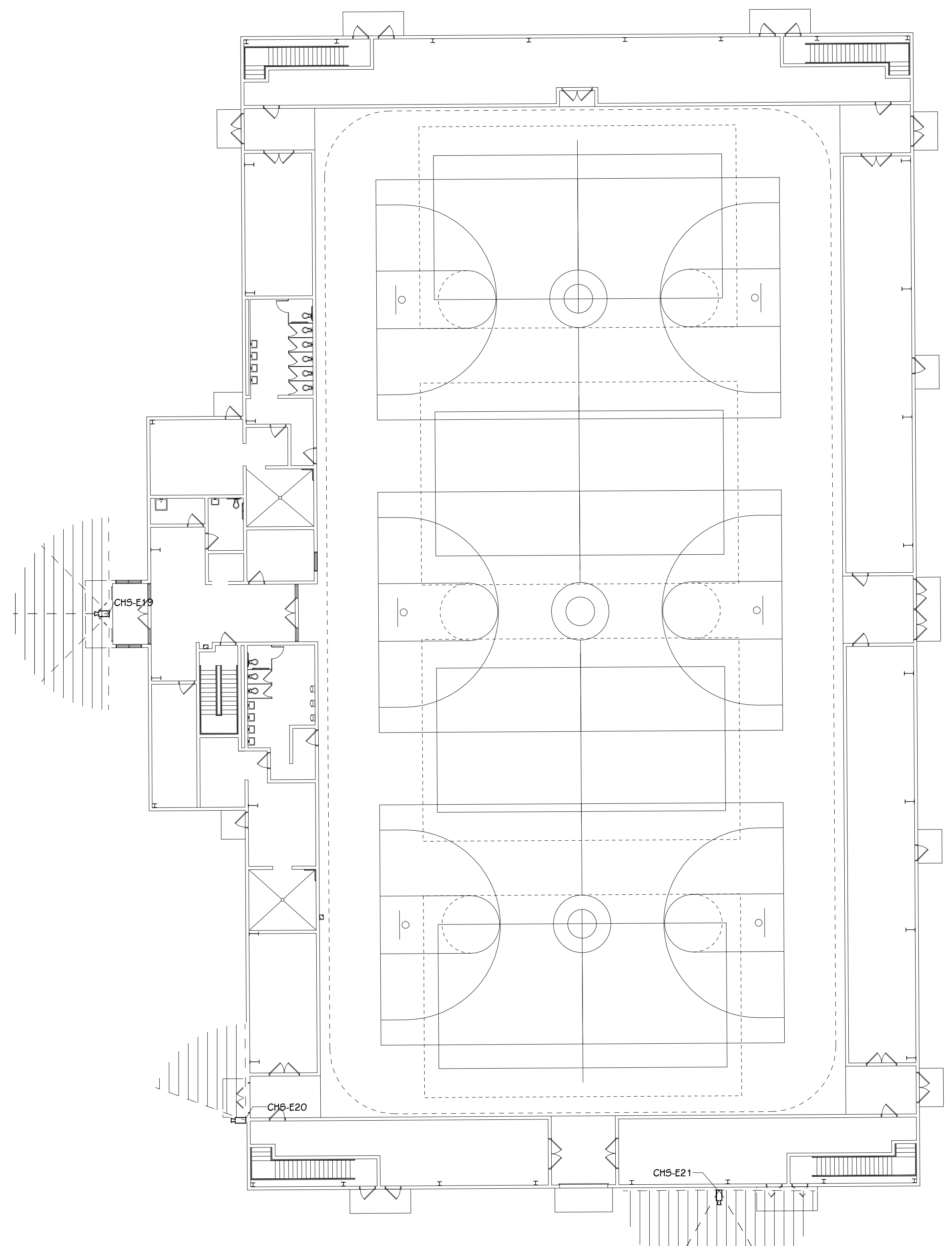
SHEET TITLE
 PCHS - FIRST FLOOR TECHNOLOGY
 PLAN - UNIT H

ADDENDUM 1 - August 03, 2021

Portage, Michigan

SHEET NUMBER
T-101H
 DATE
 JULY 28, 2021
 21-150.00

ISSUED FOR _____ DATE _____



FIRST FLOOR TECHNOLOGY PLAN - UNIT J
1/16" = 1'-0"

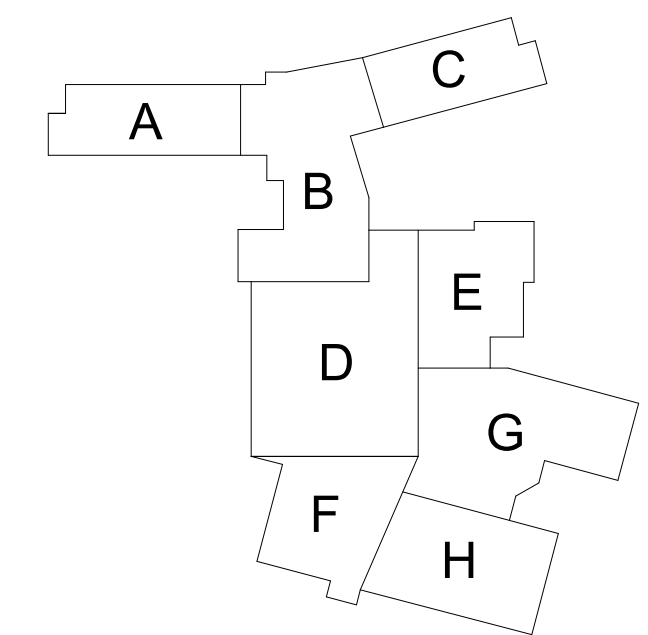
GENERAL TECHNOLOGY NOTES

- 1 TECHNOLOGY CONTRACTOR SHALL BE RESPONSIBLE FOR ALL CUTTING AND PATCHING REQUIRED FOR NEW WORK OR WHERE DEVICES ARE REMOVED AND NOT REPLACED.
- 2 TECHNOLOGY CONTRACTOR SHALL COORDINATE WITH G SERIES SHEETS DEVICE COORDINATION DETAIL. DEVICES ARE TO ALIGN VERTICALLY AND HORIZONTALLY AND FOLLOW THE RULES OF THIS DETAIL CONSISTENTLY. A PRE-INSTALL DEVICE COORDINATION MEETING FOR DEVICE FINISHES AND LAYOUT MAY BE REQUIRED IN THE SPECIFICATION FOR THIS PROJECT.
- 3 REFER TO TECHNOLOGY, ELECTRICAL AND ARCHITECTURAL DETAILS AND ELEVATIONS FOR SYMBOL INFORMATION AND ELEVATION DETAIL.
- 4 DEVICES AND EQUIPMENT SHOWN DASHED OR WITH AN "X" ARE TO BE REMOVED. FIXTURES, DEVICES AND EQUIPMENT SHOWN LIGHTLY OR WITH AN "E" ARE EXISTING TO REMAIN UNDISTURBED.
- 5 DEVICES SHOWN WITH AN "R" ARE EXISTING TO BE REPLACED WITH NEW DEVICE AND COVERPLATE.
- 6 TEMPORARILY SUPPORT EXISTING CEILING DEVICES TO REMAIN IN EXISTING CEILINGS TO BE REPLACED. REINSTALL DEVICES INTO NEW CEILING.
- 7 CONTRACTOR SHALL BE RESPONSIBLE FOR PROJECT PHASING. TEMPORARY WIRING TO KEEP SYSTEMS RUNNING SHALL BE PROVIDED AS REQUIRED WHILE BUILDING IS OCCUPIED BETWEEN PHASES OF CONSTRUCTION.

TECHNOLOGY KEYED NOTES

- 1 REMOVE CAMERA DEVICE AND PROVIDE TO OWNER. RELOCATE EXISTING DATA CABLE TO NEW CAMERA LOCATION. INSTALL NEW ACOUSTIC CEILING TILE (BY OWNER) OR PAINT AND PATCH WALL OR CEILING (MATCH PAINT WITH OWNER) AS APPLICABLE.
- 2 REPLACE EXISTING CAMERA DEVICE WITH NEW DEVICE AT THIS LOCATION AS SPECIFIED. PROVIDE EXISTING DEVICE TO OWNER.
- 3 NEW DEVICE AT THIS LOCATION. RELOCATE EXISTING DATA CABLE FROM ORIGINAL LOCATION AS INDICATED.
- 4 NEW DEVICE AT THIS LOCATION. NEW DATA DROP TO BE PROVIDED BY OTHERS.
- 5 REMOVE CAMERA DEVICE AND PROVIDE TO OWNER. DATA DROP TO BE DEMOLISHED BACK TO SOURCE, BY OTHERS.
- 6 EXISTING DEVICE TO REMAIN.

PPS CAMERA UPGRADES 2021



KEY PLAN
SCALE: NO SCALE

TowerPinkster
Architecture · Engineering · Interiors
242 East Kalamazoo Avenue, Suite 100
Portage, Michigan 49782
Phone: 269.343.8138
Fax: 269.343.8333
towerpinkster.com
© 2021 ALL RIGHTS RESERVED

ADDENDUM #1 **08-03-2021**
ISSUED FOR **DATE**

PROJECT TITLE
VIDEO SURVEILLANCE UPGRADES 2021

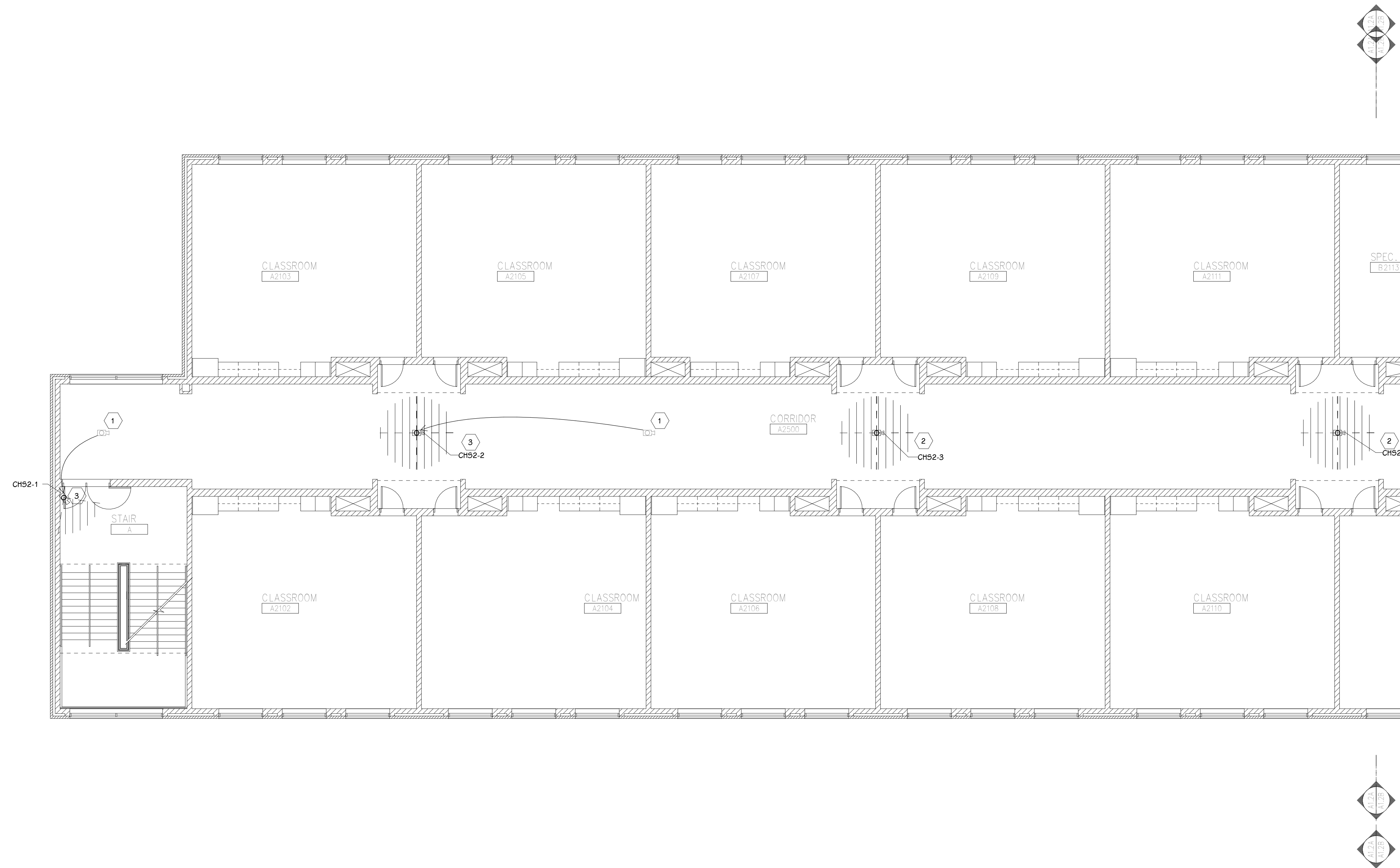
OWNER
PORTAGE PUBLIC SCHOOLS

Portage, Michigan

SHEET TITLE
PCHS - FIRST FLOOR TECHNOLOGY
PLAN - UNIT J

DATE
JULY 28, 2021

SHEET NUMBER
T-101J
21-150.00



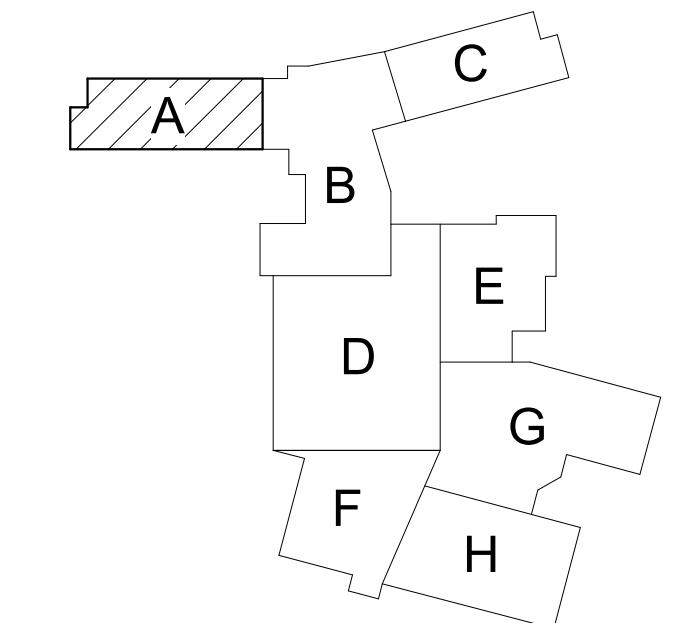
GENERAL TECHNOLOGY NOTES

- 1 TECHNOLOGY CONTRACTOR SHALL BE RESPONSIBLE FOR ALL CUTTING AND PATCHING REQUIRED FOR NEW WORK OR WHERE DEVICES ARE REMOVED AND NOT REPLACED.
- 2 TECHNOLOGY CONTRACTOR SHALL COORDINATE WITH G SERIES SHEETS DEVICE COORDINATION DETAIL. DEVICES ARE TO ALIGN VERTICALLY AND HORIZONTALLY AND FOLLOW THE RULES OF THIS DETAIL CONSISTENTLY. A PRE-INSTALL DEVICE COORDINATION MEETING FOR DEVICE FINISHES AND LAYOUT MAY BE REQUIRED IN THE SPECIFICATION FOR THIS PROJECT.
- 3 REFER TO TECHNOLOGY, ELECTRICAL AND ARCHITECTURAL DETAILS AND ELEVATIONS FOR SYMBOL INFORMATION AND ELEVATION DETAIL.
- 4 DEVICES AND EQUIPMENT SHOWN DASHED OR WITH AN "X" ARE TO BE REMOVED. FIXTURES, DEVICES AND EQUIPMENT SHOWN LIGHTLY OR WITH AN "E" ARE EXISTING TO REMAIN UNDISTURBED.
- 5 DEVICES SHOWN WITH AN "R" ARE EXISTING TO BE REPLACED WITH NEW DEVICE AND COVERPLATE.
- 6 TEMPORARILY SUPPORT EXISTING CEILING DEVICES TO REMAIN IN EXISTING CEILINGS TO BE REPLACED. REINSTALL DEVICES INTO NEW CEILING.
- 7 CONTRACTOR SHALL BE RESPONSIBLE FOR PROJECT PHASING. TEMPORARY WIRING TO KEEP SYSTEMS RUNNING SHALL BE PROVIDED AS REQUIRED WHILE BUILDING IS OCCUPIED BETWEEN PHASES OF CONSTRUCTION.

TECHNOLOGY KEYED NOTES

- 1 REMOVE CAMERA DEVICE AND PROVIDE TO OWNER. RELOCATE EXISTING DATA CABLE TO NEW CAMERA LOCATION. INSTALL NEW ACOUSTIC CEILING TILE (BY OWNER) OR PAINT AND PATCH WALL OR CEILING (MATCH PAINT WITH OWNER) AS APPLICABLE.
- 2 REPLACE EXISTING CAMERA DEVICE WITH NEW DEVICE AT THIS LOCATION AS SPECIFIED. PROVIDE EXISTING DEVICE TO OWNER.
- 3 NEW DEVICE AT THIS LOCATION. RELOCATE EXISTING DATA CABLE FROM ORIGINAL LOCATION AS INDICATED.
- 4 NEW DEVICE AT THIS LOCATION. NEW DATA DROP TO BE PROVIDED BY OTHERS.
- 5 REMOVE CAMERA DEVICE AND PROVIDE TO OWNER. DATA DROP TO BE DEMOLISHED BACK TO SOURCE, BY OTHERS.
- 6 EXISTING DEVICE TO REMAIN.

PPS CAMERA UPGRADES 2021



KEY PLAN
SCALE: NO SCALE

TowerPinkster
 Architecture · Engineering · Interiors
 242 East Kalamazoo Avenue, Suite 100
 Portage, Michigan 49783
 Phone: 616.456.9844 Home: 616.456.5808 Fax: 269.343.6153
 towerpinkster.com
 © 2021 ALL RIGHTS RESERVED

PROJECT TITLE: VIDEO SURVEILLANCE UPGRADES 2021
 OWNER: PORTAGE PUBLIC SCHOOLS
 DATE: JULY 28, 2021
 SHEET NUMBER: T-102A
 SCALE: 1/8" = 1'-0"

ISSUED FOR: PORTAGE PUBLIC SCHOOLS
 DATE: AUGUST 03, 2021
 SHEET TITLE: PPS - SECOND FLOOR TECHNOLOGY PLAN - UNIT A
 SCALE: NO SCALE

SECOND FLOOR TECHNOLOGY PLAN - UNIT B
1/8" = 1'-0"



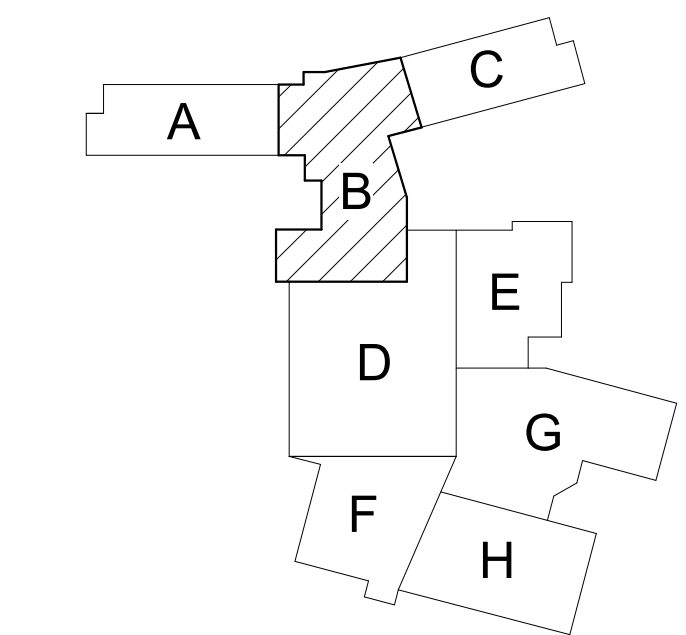
GENERAL TECHNOLOGY NOTES

- 1 TECHNOLOGY CONTRACTOR SHALL BE RESPONSIBLE FOR ALL CUTTING AND PATCHING REQUIRED FOR NEW WORK OR WHERE DEVICES ARE REMOVED AND NOT REPLACED.
- 2 TECHNOLOGY CONTRACTOR SHALL COORDINATE WITH G SERIES SHEETS DEVICE COORDINATION DETAIL. DEVICES ARE TO ALIGN VERTICALLY AND HORIZONTALLY AND FOLLOW THE RULES OF THIS DETAIL CONSISTENTLY. A PRE-INSTALL DEVICE COORDINATION MEETING FOR DEVICE FINISHES AND LAYOUT MAY BE REQUIRED IN THE SPECIFICATION FOR THIS PROJECT.
- 3 REFER TO TECHNOLOGY, ELECTRICAL AND ARCHITECTURAL DETAILS AND ELEVATIONS FOR SYMBOL INFORMATION AND ELEVATION DETAIL.
- 4 DEVICES AND EQUIPMENT SHOWN DASHED OR WITH AN "X" ARE TO BE REMOVED. FIXTURES, DEVICES AND EQUIPMENT SHOWN LIGHTLY OR WITH AN "E" ARE EXISTING TO REMAIN UNDISTURBED.
- 5 DEVICES SHOWN WITH AN "R" ARE EXISTING TO BE REPLACED WITH NEW DEVICE AND COVERPLATE.
- 6 TEMPORARILY SUPPORT EXISTING CEILING DEVICES TO REMAIN IN EXISTING CEILINGS TO BE REPLACED. REINSTALL DEVICES INTO NEW CEILING.
- 7 CONTRACTOR SHALL BE RESPONSIBLE FOR PROJECT PHASING. TEMPORARY WIRING TO KEEP SYSTEMS RUNNING SHALL BE PROVIDED AS REQUIRED WHILE BUILDING IS OCCUPIED BETWEEN PHASES OF CONSTRUCTION.

TECHNOLOGY KEYED NOTES

- 1 REMOVE CAMERA DEVICE AND PROVIDE TO OWNER. RELOCATE EXISTING DATA CABLE TO NEW CAMERA LOCATION. INSTALL NEW ACOUSTIC CEILING TILE (BY OWNER) OR PAINT AND PATCH WALL OR CEILING (MATCH PAINT WITH OWNER) AS APPLICABLE.
- 2 REPLACE EXISTING CAMERA DEVICE WITH NEW DEVICE AT THIS LOCATION AS SPECIFIED. PROVIDE EXISTING DEVICE TO OWNER.
- 3 NEW DEVICE AT THIS LOCATION. RELOCATE EXISTING DATA CABLE FROM ORIGINAL LOCATION AS INDICATED.
- 4 NEW DEVICE AT THIS LOCATION. NEW DATA DROP TO BE PROVIDED BY OTHERS.
- 5 REMOVE CAMERA DEVICE AND PROVIDE TO OWNER. DATA DROP TO BE DEMOLISHED BACK TO SOURCE, BY OTHERS.
- 6 EXISTING DEVICE TO REMAIN.

PPS CAMERA UPGRADES 2021



KEY PLAN
SCALE: NO SCALE

ISSUED FOR DATE

PROJECT TITLE
VIDEO SURVEILLANCE UPGRADES 2021
OWNER
PORTAGE PUBLIC SCHOOLS
Portage, Michigan
DATE
JULY 28, 2021

SHEET TITLE
PPS - SECOND FLOOR TECHNOLOGY
PLAN - UNIT B
SHEET NUMBER
T-102B
21-150.00



SECOND FLOOR TECHNOLOGY PLAN - UNIT C
1/8" = 1'-0"

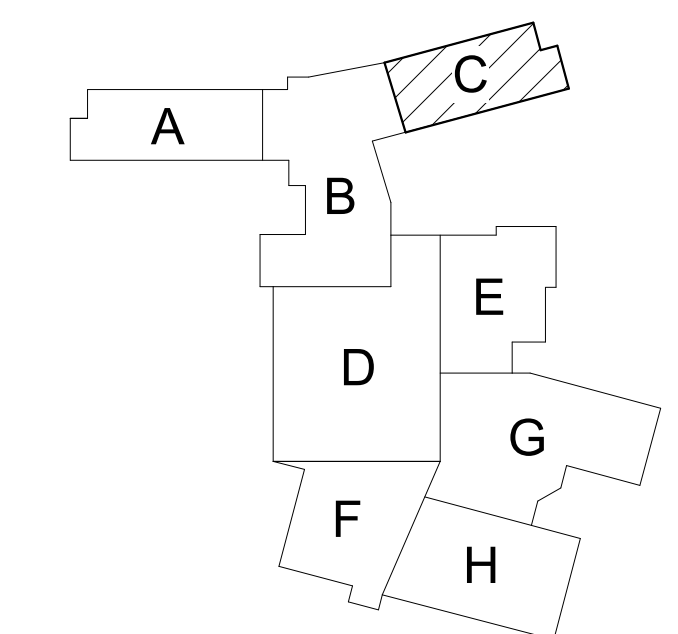
GENERAL TECHNOLOGY NOTES

- 1 TECHNOLOGY CONTRACTOR SHALL BE RESPONSIBLE FOR ALL CUTTING AND PATCHING REQUIRED FOR NEW WORK OR WHERE DEVICES ARE REMOVED AND NOT REPLACED.
- 2 TECHNOLOGY CONTRACTOR SHALL COORDINATE WITH G SERIES SHEETS DEVICE COORDINATION DETAIL. DEVICES ARE TO ALIGN VERTICALLY AND HORIZONTALLY AND FOLLOW THE RULES OF THIS DETAIL CONSISTENTLY. A PRE-INSTALL DEVICE COORDINATION MEETING FOR DEVICE FINISHES AND LAYOUT MAY BE REQUIRED IN THE SPECIFICATION FOR THIS PROJECT.
- 3 REFER TO TECHNOLOGY, ELECTRICAL AND ARCHITECTURAL DETAILS AND ELEVATIONS FOR SYMBOL INFORMATION AND ELEVATION DETAIL.
- 4 DEVICES AND EQUIPMENT SHOWN DASHED OR WITH AN "X" ARE TO BE REMOVED. FIXTURES, DEVICES AND EQUIPMENT SHOWN LIGHTLY OR WITH AN "E" ARE EXISTING TO REMAIN UNDISTURBED.
- 5 DEVICES SHOWN WITH AN "R" ARE EXISTING TO BE REPLACED WITH NEW DEVICE AND COVERPLATE.
- 6 TEMPORARILY SUPPORT EXISTING CEILING DEVICES TO REMAIN IN EXISTING CEILINGS TO BE REPLACED. REINSTALL DEVICES INTO NEW CEILING.
- 7 CONTRACTOR SHALL BE RESPONSIBLE FOR PROJECT PHASING. TEMPORARY WIRING TO KEEP SYSTEMS RUNNING SHALL BE PROVIDED AS REQUIRED WHILE BUILDING IS OCCUPIED BETWEEN PHASES OF CONSTRUCTION.

TECHNOLOGY KEYED NOTES

- 1 REMOVE CAMERA DEVICE AND PROVIDE TO OWNER. RELOCATE EXISTING DATA CABLE TO NEW CAMERA LOCATION. INSTALL NEW ACOUSTIC CEILING TILE (BY OWNER) OR PAINT AND PATCH WALL OR CEILING (MATCH PAINT WITH OWNER) AS APPLICABLE.
- 2 REPLACE EXISTING CAMERA DEVICE WITH NEW DEVICE AT THIS LOCATION AS SPECIFIED. PROVIDE EXISTING DEVICE TO OWNER.
- 3 NEW DEVICE AT THIS LOCATION. RELOCATE EXISTING DATA CABLE FROM ORIGINAL LOCATION AS INDICATED.
- 4 NEW DEVICE AT THIS LOCATION. NEW DATA DROP TO BE PROVIDED BY OTHERS.
- 5 REMOVE CAMERA DEVICE AND PROVIDE TO OWNER. DATA DROP TO BE DEMOLISHED BACK TO SOURCE, BY OTHERS.
- 6 EXISTING DEVICE TO REMAIN.

PPS CAMERA UPGRADES 2021



KEY PLAN
SCALE: NO SCALE

ISSUED FOR DATE

PROJECT TITLE
VIDEO SURVEILLANCE UPGRADES 2021

OWNER
PORTAGE PUBLIC SCHOOLS

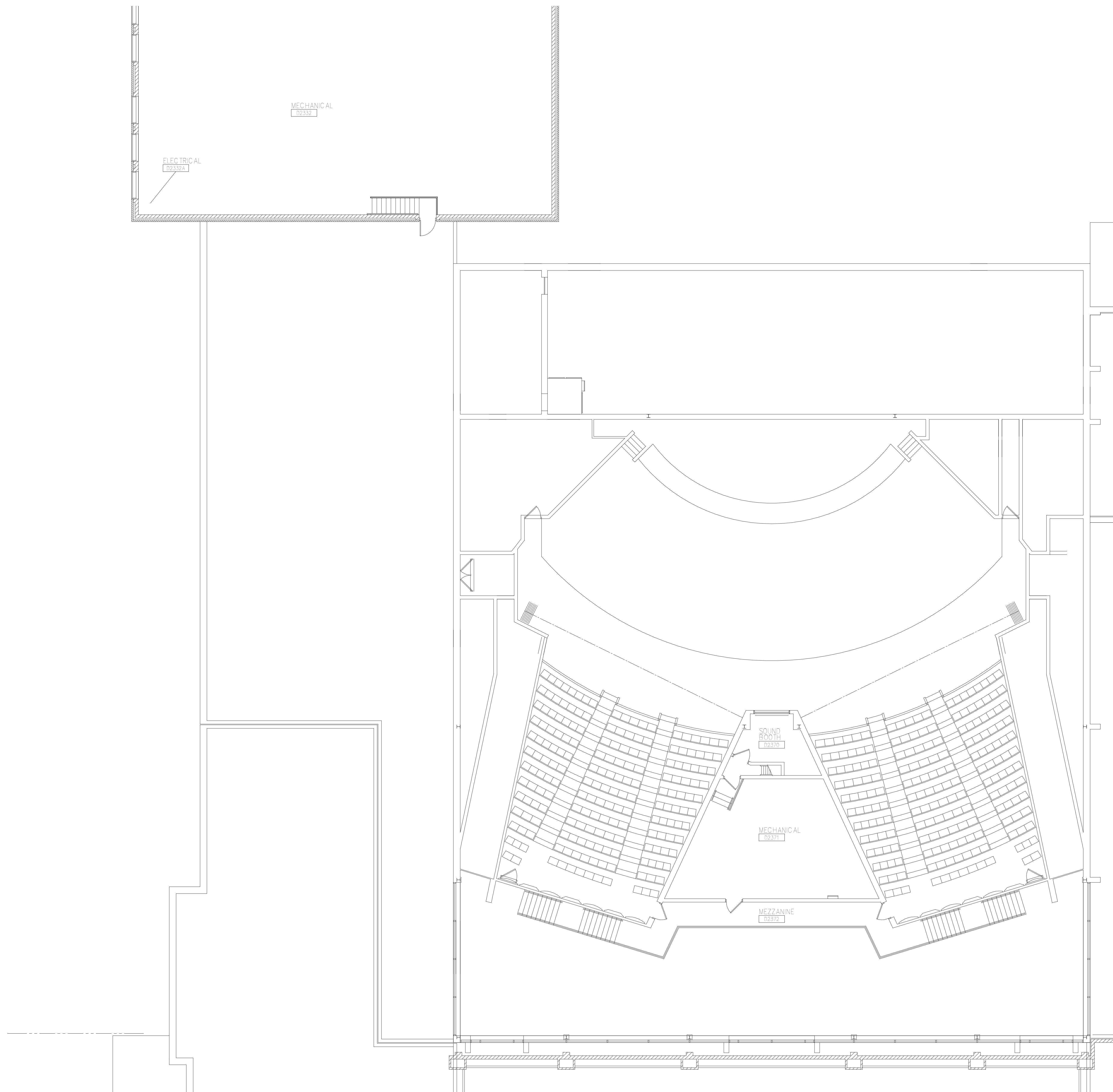
SHEET TITLE
PCHS - SECOND FLOOR TECHNOLOGY
PLAN - UNIT C


ADDENDUM 1 - August 03, 2021

Portage, Michigan

DATE
JULY 28, 2021

SHEET NUMBER
T-102C
21-150.00




SECOND FLOOR TECHNOLOGY PLAN - UNIT D
 1/8" = 1'-0"

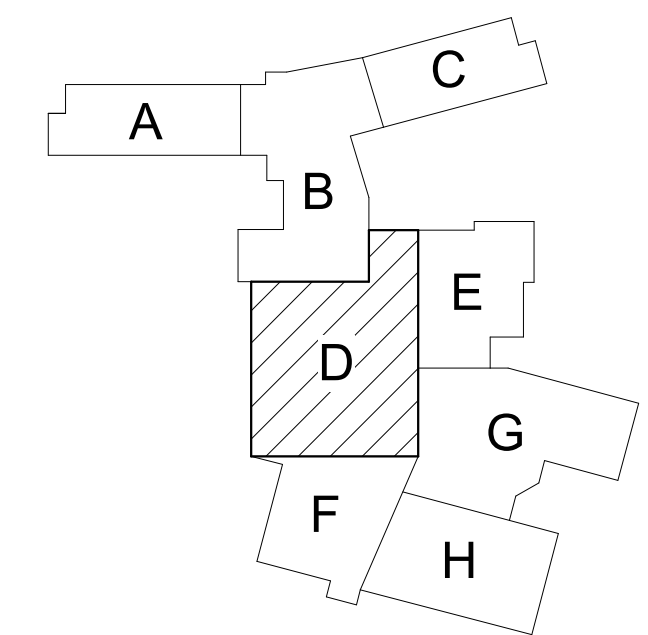
GENERAL TECHNOLOGY NOTES

1. TECHNOLOGY CONTRACTOR SHALL BE RESPONSIBLE FOR ALL CUTTING AND PATCHING REQUIRED FOR NEW WORK OR WHERE DEVICES ARE REMOVED AND NOT REPLACED.
2. TECHNOLOGY CONTRACTOR SHALL COORDINATE WITH G SERIES SHEETS DEVICE COORDINATION DETAIL. DEVICES ARE TO ALIGN VERTICALLY AND HORIZONTALLY AND FOLLOW THE RULES OF THIS DETAIL CONSISTENTLY. A PRE-INSTALL DEVICE COORDINATION MEETING FOR DEVICE FINISHES AND LAYOUT MAY BE REQUIRED IN THE SPECIFICATION FOR THIS PROJECT.
3. REFER TO TECHNOLOGY, ELECTRICAL AND ARCHITECTURAL DETAILS AND ELEVATIONS FOR SYMBOL INFORMATION AND ELEVATION DETAIL.
4. DEVICES AND EQUIPMENT SHOWN DASHED OR WITH AN "X" ARE TO BE REMOVED. FIXTURES, DEVICES AND EQUIPMENT SHOWN LIGHTLY OR WITH AN "E" ARE EXISTING TO REMAIN UNDISTURBED.
5. DEVICES SHOWN WITH AN "R" ARE EXISTING TO BE REPLACED WITH NEW DEVICE AND COVERPLATE.
6. TEMPORARILY SUPPORT EXISTING CEILING DEVICES TO REMAIN IN EXISTING CEILING TO BE REPLACED. REINSTALL DEVICES INTO NEW CEILING.
7. CONTRACTOR SHALL BE RESPONSIBLE FOR PROJECT PHASING. TEMPORARY WIRING TO KEEP SYSTEMS RUNNING SHALL BE PROVIDED AS REQUIRED WHILE BUILDING IS OCCUPIED BETWEEN PHASES OF CONSTRUCTION.

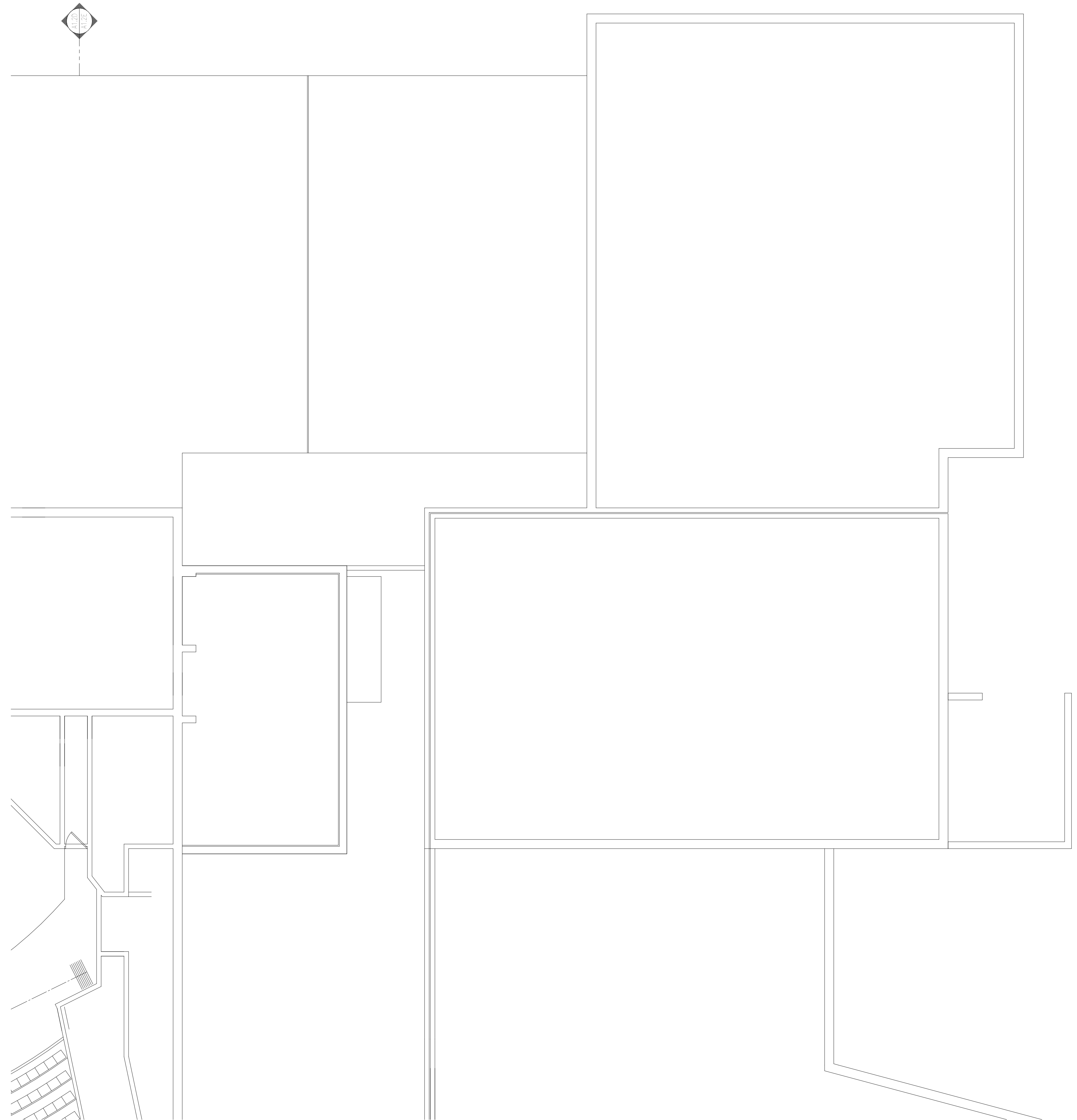
TECHNOLOGY KEYED NOTES

1. REMOVE CAMERA DEVICE AND PROVIDE TO OWNER. RELOCATE EXISTING DATA CABLE TO NEW CAMERA LOCATION. INSTALL NEW ACOUSTIC CEILING TILE (BY OWNER) OR PAINT AND PATCH WALL OR CEILING (MATCH PAINT WITH OWNER) AS APPLICABLE.
2. REPLACE EXISTING CAMERA DEVICE WITH NEW DEVICE AT THIS LOCATION AS SPECIFIED. PROVIDE EXISTING DEVICE TO OWNER.
3. NEW DEVICE AT THIS LOCATION. RELOCATE EXISTING DATA CABLE FROM ORIGINAL LOCATION AS INDICATED.
4. NEW DEVICE AT THIS LOCATION. NEW DATA DROP TO BE PROVIDED BY OTHERS.
5. REMOVE CAMERA DEVICE AND PROVIDE TO OWNER. DATA DROP TO BE DEMOLISHED BACK TO SOURCE, BY OTHERS.
6. EXISTING DEVICE TO REMAIN.

PPS CAMERA UPGRADES 2021




KEY PLAN
SCALE: NO SCALE



 **SECOND FLOOR TECHNOLOGY PLAN - UNIT E**
1/8" = 1'-0"

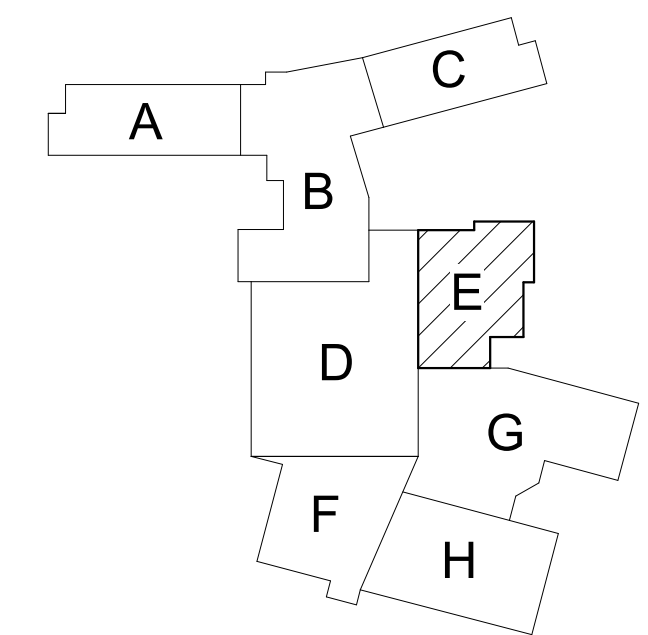
GENERAL TECHNOLOGY NOTES

- 1 TECHNOLOGY CONTRACTOR SHALL BE RESPONSIBLE FOR ALL CUTTING AND PATCHING REQUIRED FOR NEW WORK OR WHERE DEVICES ARE REMOVED AND NOT REPLACED.
- 2 TECHNOLOGY CONTRACTOR SHALL COORDINATE WITH G SERIES SHEETS DEVICE COORDINATION DETAIL. DEVICES ARE TO ALIGN VERTICALLY AND HORIZONTALLY AND FOLLOW THE RULES OF THIS DETAIL CONSISTENTLY. A PRE-INSTALL DEVICE COORDINATION MEETING FOR DEVICE FINISHES AND LAYOUT MAY BE REQUIRED IN THE SPECIFICATION FOR THIS PROJECT.
- 3 REFER TO TECHNOLOGY, ELECTRICAL AND ARCHITECTURAL DETAILS AND ELEVATIONS FOR SYMBOL INFORMATION AND ELEVATION DETAIL.
- 4 DEVICES AND EQUIPMENT SHOWN DASHED OR WITH AN "X" ARE TO BE REMOVED. FIXTURES, DEVICES AND EQUIPMENT SHOWN LIGHTLY OR WITH AN "E" ARE EXISTING TO REMAIN UNDISTURBED.
- 5 DEVICES SHOWN WITH AN "R" ARE EXISTING TO BE REPLACED WITH NEW DEVICE AND COVERPLATE.
- 6 TEMPORARILY SUPPORT EXISTING CEILING DEVICES TO REMAIN IN EXISTING CEILINGS TO BE REPLACED. REINSTALL DEVICES INTO NEW CEILING.
- 7 CONTRACTOR SHALL BE RESPONSIBLE FOR PROJECT PHASING. TEMPORARY WIRING TO KEEP SYSTEMS RUNNING SHALL BE PROVIDED AS REQUIRED WHILE BUILDING IS OCCUPIED BETWEEN PHASES OF CONSTRUCTION.

TECHNOLOGY KEYED NOTES 

- 1 REMOVE CAMERA DEVICE AND PROVIDE TO OWNER. RELOCATE EXISTING DATA CABLE TO NEW CAMERA LOCATION. INSTALL NEW ACOUSTIC CEILING TILE (BY OWNER) OR PAINT AND PATCH WALL OR CEILING (MATCH PAINT WITH OWNER) AS APPLICABLE.
- 2 REPLACE EXISTING CAMERA DEVICE WITH NEW DEVICE AT THIS LOCATION AS SPECIFIED. PROVIDE EXISTING DEVICE TO OWNER.
- 3 NEW DEVICE AT THIS LOCATION. RELOCATE EXISTING DATA CABLE FROM ORIGINAL LOCATION AS INDICATED.
- 4 NEW DEVICE AT THIS LOCATION. NEW DATA DROP TO BE PROVIDED BY OTHERS.
- 5 REMOVE CAMERA DEVICE AND PROVIDE TO OWNER. DATA DROP TO BE DEMOLISHED BACK TO SOURCE, BY OTHERS.
- 6 EXISTING DEVICE TO REMAIN.

PPS CAMERA UPGRADES 2021



KEY PLAN
SCALE: NO SCALE

ISSUED FOR DATE

PROJECT TITLE
VIDEO SURVEILLANCE UPGRADES 2021

OWNER
PORTAGE PUBLIC SCHOOLS

SHEET TITLE
PCHS - SECOND FLOOR TECHNOLOGY PLAN - UNIT E

ADDENDUM 1 - August 03, 2021

Portage, Michigan

DATE
JULY 28, 2021

SHEET NUMBER
T 102E
21-150.00



SECOND FLOOR TECHNOLOGY PLAN - UNIT F
1/8" = 1'-0"

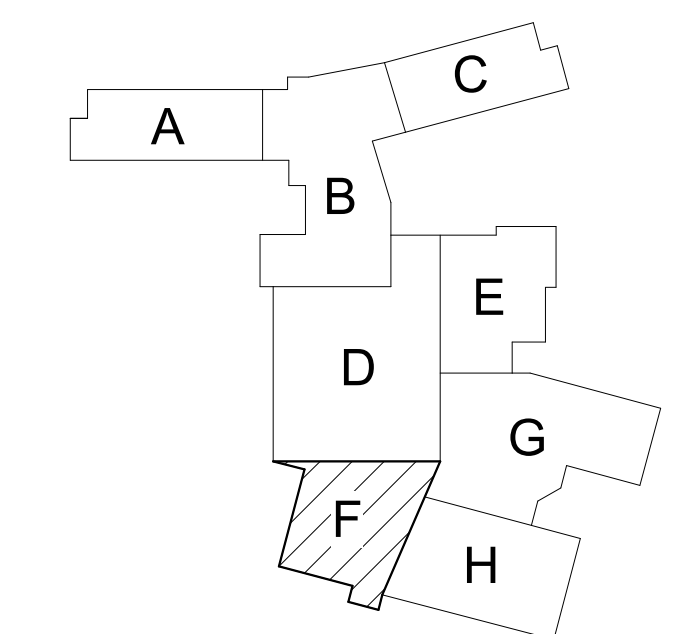
GENERAL TECHNOLOGY NOTES

1. TECHNOLOGY CONTRACTOR SHALL BE RESPONSIBLE FOR ALL CUTTING AND PATCHING REQUIRED FOR NEW WORK OR WHERE DEVICES ARE REMOVED AND NOT REPLACED.
2. TECHNOLOGY CONTRACTOR SHALL COORDINATE WITH G SERIES SHEETS DEVICE COORDINATION DETAIL. DEVICES ARE TO ALIGN VERTICALLY AND HORIZONTALLY AND FOLLOW THE RULES OF THIS DETAIL CONSISTENTLY. A PRE-INSTALL DEVICE COORDINATION MEETING FOR DEVICE FINISHES AND LAYOUT MAY BE REQUIRED IN THE SPECIFICATION FOR THIS PROJECT.
3. REFER TO TECHNOLOGY, ELECTRICAL AND ARCHITECTURAL DETAILS AND ELEVATIONS FOR SYMBOL INFORMATION AND ELEVATION DETAIL.
4. DEVICES AND EQUIPMENT SHOWN DASHED OR WITH AN "X" ARE TO BE REMOVED. FIXTURES, DEVICES AND EQUIPMENT SHOWN LIGHTLY OR WITH AN "E" ARE EXISTING TO REMAIN UNDISTURBED.
5. DEVICES SHOWN WITH AN "R" ARE EXISTING TO BE REPLACED WITH NEW DEVICE AND COVERPLATE.
6. TEMPORARILY SUPPORT EXISTING CEILING DEVICES TO REMAIN IN EXISTING CEILINGS TO BE REPLACED. REINSTALL DEVICES INTO NEW CEILING.
7. CONTRACTOR SHALL BE RESPONSIBLE FOR PROJECT PHASING. TEMPORARY WIRING TO KEEP SYSTEMS RUNNING SHALL BE PROVIDED AS REQUIRED WHILE BUILDING IS OCCUPIED BETWEEN PHASES OF CONSTRUCTION.

TECHNOLOGY KEYED NOTES

1. REMOVE CAMERA DEVICE AND PROVIDE TO OWNER. RELOCATE EXISTING DATA CABLE TO NEW CAMERA LOCATION. INSTALL NEW ACOUSTIC CEILING TILE (BY OWNER) OR PAINT AND PATCH WALL OR CEILING (MATCH PAINT WITH OWNER) AS APPLICABLE.
2. REPLACE EXISTING CAMERA DEVICE WITH NEW DEVICE AT THIS LOCATION AS SPECIFIED. PROVIDE EXISTING DEVICE TO OWNER.
3. NEW DEVICE AT THIS LOCATION. RELOCATE EXISTING DATA CABLE FROM ORIGINAL LOCATION AS INDICATED.
4. NEW DEVICE AT THIS LOCATION. NEW DATA DROP TO BE PROVIDED BY OTHERS.
5. REMOVE CAMERA DEVICE AND PROVIDE TO OWNER. DATA DROP TO BE DEMOLISHED BACK TO SOURCE, BY OTHERS.
6. EXISTING DEVICE TO REMAIN.

PPS CAMERA UPGRADES 2021



KEY PLAN
SCALE: NO SCALE

ISSUED FOR DATE

PROJECT TITLE
VIDEO SURVEILLANCE UPGRADES 2021


OWNER
PORTAGE PUBLIC SCHOOLS

SHEET TITLE
PCHS - SECOND FLOOR TECHNOLOGY
PLAN - UNIT F

ADDENDUM 1 - August 03, 2021

Portage, Michigan

SHEET NUMBER
T 102F
DATE
JULY 28, 2021
21-150.00



SECOND FLOOR TECHNOLOGY PLAN - UNIT G
1/8" = 1'-0"

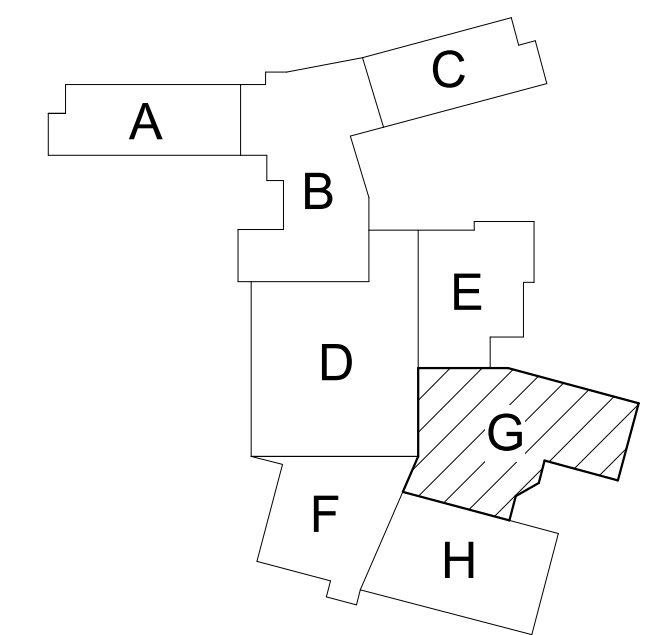
GENERAL TECHNOLOGY NOTES

1. TECHNOLOGY CONTRACTOR SHALL BE RESPONSIBLE FOR ALL CUTTING AND PATCHING REQUIRED FOR NEW WORK OR WHERE DEVICES ARE REMOVED AND NOT REPLACED.
2. TECHNOLOGY CONTRACTOR SHALL COORDINATE WITH G SERIES SHEETS DEVICE COORDINATION DETAIL. DEVICES ARE TO ALIGN VERTICALLY AND HORIZONTALLY AND FOLLOW THE RULES OF THIS DETAIL CONSISTENTLY. A PRE-INSTALL DEVICE COORDINATION MEETING FOR DEVICE FINISHES AND LAYOUT MAY BE REQUIRED IN THE SPECIFICATION FOR THIS PROJECT.
3. REFER TO TECHNOLOGY, ELECTRICAL AND ARCHITECTURAL DETAILS AND ELEVATIONS FOR SYMBOL INFORMATION AND ELEVATION DETAIL.
4. DEVICES AND EQUIPMENT SHOWN DASHED OR WITH AN "X" ARE TO BE REMOVED. FIXTURES, DEVICES AND EQUIPMENT SHOWN LIGHTLY OR WITH AN "E" ARE EXISTING TO REMAIN UNDISTURBED.
5. DEVICES SHOWN WITH AN "R" ARE EXISTING TO BE REPLACED WITH NEW DEVICE AND COVERPLATE.
6. TEMPORARILY SUPPORT EXISTING CEILING DEVICES TO REMAIN IN EXISTING CEILINGS TO BE REPLACED. REINSTALL DEVICES INTO NEW CEILING.
7. CONTRACTOR SHALL BE RESPONSIBLE FOR PROJECT PHASING. TEMPORARY WIRING TO KEEP SYSTEMS RUNNING SHALL BE PROVIDED AS REQUIRED WHILE BUILDING IS OCCUPIED BETWEEN PHASES OF CONSTRUCTION.

TECHNOLOGY KEYED NOTES

1. REMOVE CAMERA DEVICE AND PROVIDE TO OWNER. RELOCATE EXISTING DATA CABLE TO NEW CAMERA LOCATION. INSTALL NEW ACOUSTIC CEILING TILE (BY OWNER) OR PAINT AND PATCH WALL OR CEILING (MATCH PAINT WITH OWNER) AS APPLICABLE.
2. REPLACE EXISTING CAMERA DEVICE WITH NEW DEVICE AT THIS LOCATION AS SPECIFIED. PROVIDE EXISTING DEVICE TO OWNER.
3. NEW DEVICE AT THIS LOCATION. RELOCATE EXISTING DATA CABLE FROM ORIGINAL LOCATION AS INDICATED.
4. NEW DEVICE AT THIS LOCATION. NEW DATA DROP TO BE PROVIDED BY OTHERS.
5. REMOVE CAMERA DEVICE AND PROVIDE TO OWNER. DATA DROP TO BE DEMOLISHED BACK TO SOURCE, BY OTHERS.
6. EXISTING DEVICE TO REMAIN.

PPS CAMERA UPGRADES 2021



KEY PLAN
SCALE: NO SCALE

ISSUED FOR DATE

PROJECT TITLE
VIDEO SURVEILLANCE UPGRADES 2021

OWNER
PORTAGE PUBLIC SCHOOLS

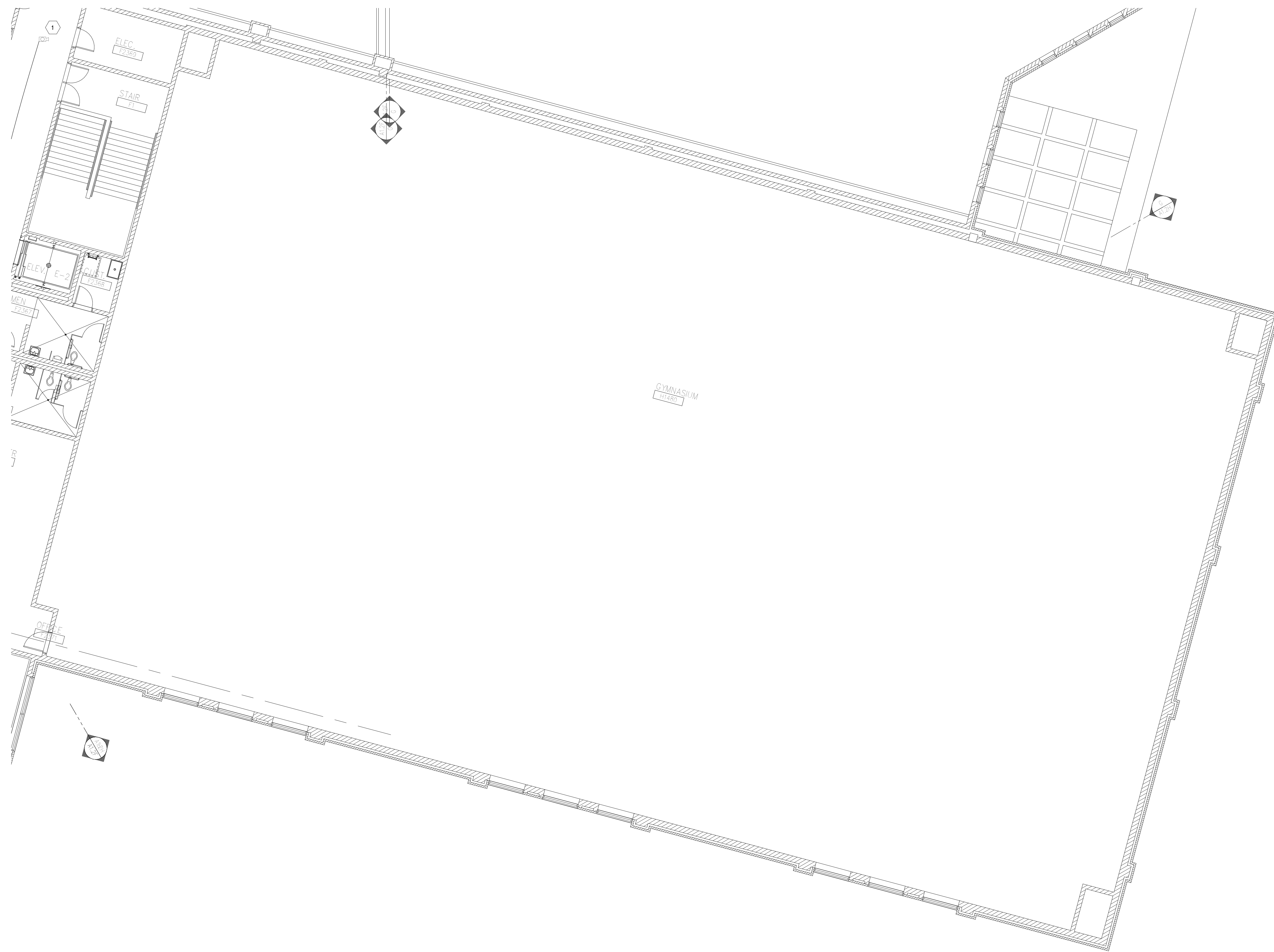
SHEET TITLE
PCHS - SECOND FLOOR TECHNOLOGY
PLAN - UNIT G

ADDENDUM 1 - August 03, 2021

Portage, Michigan

DATE
JULY 28, 2021

SHEET NUMBER
T-102G
21-150.00



 **SECOND FLOOR TECHNOLOGY PLAN - UNIT H**
1/8" = 1'-0"

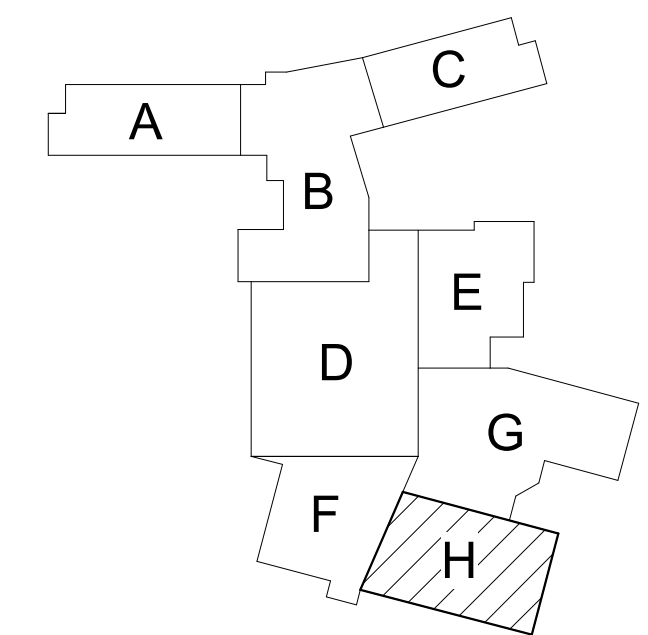
GENERAL TECHNOLOGY NOTES

- 1 TECHNOLOGY CONTRACTOR SHALL BE RESPONSIBLE FOR ALL CUTTING AND PATCHING REQUIRED FOR NEW WORK OR WHERE DEVICES ARE REMOVED AND NOT REPLACED.
- 2 TECHNOLOGY CONTRACTOR SHALL COORDINATE WITH G SERIES SHEETS DEVICE COORDINATION DETAIL. DEVICES ARE TO ALIGN VERTICALLY AND HORIZONTALLY AND FOLLOW THE RULES OF THIS DETAIL CONSISTENTLY. A PRE-INSTALL DEVICE COORDINATION MEETING FOR DEVICE FINISHES AND LAYOUT MAY BE REQUIRED IN THE SPECIFICATION FOR THIS PROJECT.
- 3 REFER TO TECHNOLOGY, ELECTRICAL AND ARCHITECTURAL DETAILS AND ELEVATIONS FOR SYMBOL INFORMATION AND ELEVATION DETAIL.
- 4 DEVICES AND EQUIPMENT SHOWN DASHED OR WITH AN "X" ARE TO BE REMOVED. FIXTURES, DEVICES AND EQUIPMENT SHOWN LIGHTLY OR WITH AN "E" ARE EXISTING TO REMAIN UNDISTURBED.
- 5 DEVICES SHOWN WITH AN "R" ARE EXISTING TO BE REPLACED WITH NEW DEVICE AND COVERPLATE.
- 6 TEMPORARILY SUPPORT EXISTING CEILING DEVICES TO REMAIN IN EXISTING CEILINGS TO BE REPLACED. REINSTALL DEVICES INTO NEW CEILING.
- 7 CONTRACTOR SHALL BE RESPONSIBLE FOR PROJECT PHASING. TEMPORARY WIRING TO KEEP SYSTEMS RUNNING SHALL BE PROVIDED AS REQUIRED WHILE BUILDING IS OCCUPIED BETWEEN PHASES OF CONSTRUCTION.

TECHNOLOGY KEYED NOTES

- 1 REMOVE CAMERA DEVICE AND PROVIDE TO OWNER. RELOCATE EXISTING DATA CABLE TO NEW CAMERA LOCATION. INSTALL NEW ACOUSTIC CEILING TILE (BY OWNER) OR PAINT AND PATCH WALL OR CEILING (MATCH PAINT WITH OWNER) AS APPLICABLE.
- 2 REPLACE EXISTING CAMERA DEVICE WITH NEW DEVICE AT THIS LOCATION AS SPECIFIED. PROVIDE EXISTING DEVICE TO OWNER.
- 3 NEW DEVICE AT THIS LOCATION. RELOCATE EXISTING DATA CABLE FROM ORIGINAL LOCATION AS INDICATED.
- 4 NEW DEVICE AT THIS LOCATION. NEW DATA DROP TO BE PROVIDED BY OTHERS.
- 5 REMOVE CAMERA DEVICE AND PROVIDE TO OWNER. DATA DROP TO BE DEMOLISHED BACK TO SOURCE, BY OTHERS.
- 6 EXISTING DEVICE TO REMAIN.

PPS CAMERA UPGRADES 2021



KEY PLAN
SCALE: NO SCALE

ISSUED FOR DATE

PROJECT TITLE
VIDEO SURVEILLANCE UPGRADES 2021

OWNER
PORTAGE PUBLIC SCHOOLS

Portage, Michigan

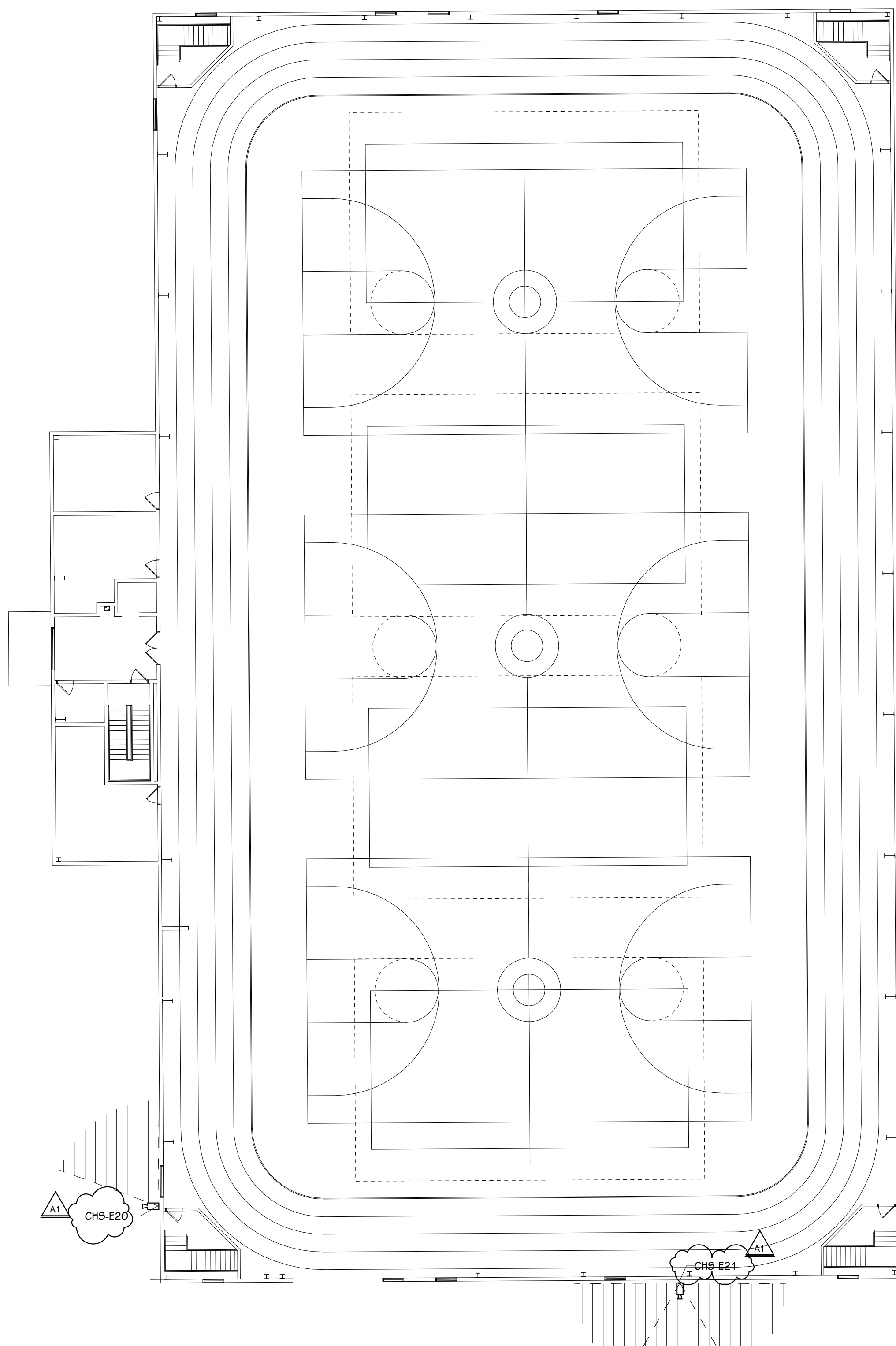
DATE
August 03, 2021

SHEET TITLE
SECOND FLOOR TECHNOLOGY PLAN - UNIT H

SHEET NUMBER
T 102H

DATE
JULY 28, 2021

21-150.00



SECOND FLOOR TECHNOLOGY PLAN - UNIT J
1/16" = 1'-0"

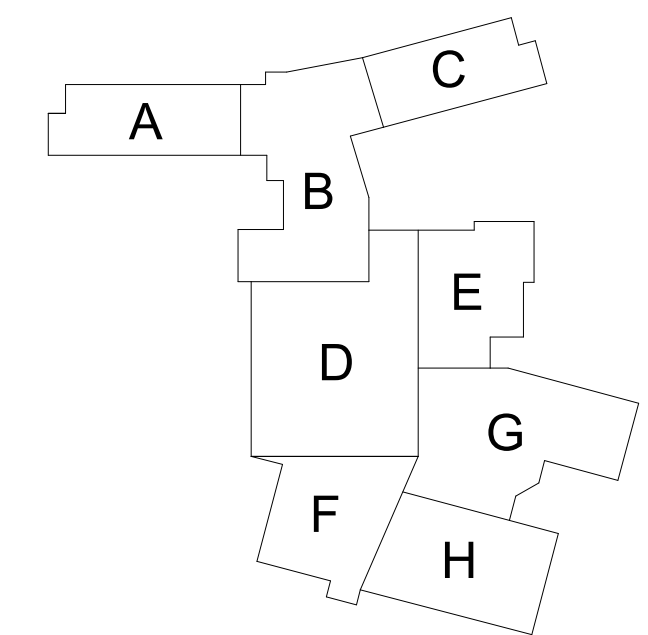
GENERAL TECHNOLOGY NOTES

- 1 TECHNOLOGY CONTRACTOR SHALL BE RESPONSIBLE FOR ALL CUTTING AND PATCHING REQUIRED FOR NEW WORK OR WHERE DEVICES ARE REMOVED AND NOT REPLACED.
- 2 TECHNOLOGY CONTRACTOR SHALL COORDINATE WITH G SERIES SHEETS DEVICE COORDINATION DETAIL. DEVICES ARE TO ALIGN VERTICALLY AND HORIZONTALLY AND FOLLOW THE RULES OF THIS DETAIL CONSISTENTLY. A PRE-INSTALL DEVICE COORDINATION MEETING FOR DEVICE FINISHES AND LAYOUT MAY BE REQUIRED IN THE SPECIFICATION FOR THIS PROJECT.
- 3 REFER TO TECHNOLOGY, ELECTRICAL AND ARCHITECTURAL DETAILS AND ELEVATIONS FOR SYMBOL INFORMATION AND ELEVATION DETAIL.
- 4 DEVICES AND EQUIPMENT SHOWN DASHED OR WITH AN "X" ARE TO BE REMOVED. FIXTURES, DEVICES AND EQUIPMENT SHOWN LIGHTLY OR WITH AN "E" ARE EXISTING TO REMAIN UNDISTURBED.
- 5 DEVICES SHOWN WITH AN "R" ARE EXISTING TO BE REPLACED WITH NEW DEVICE AND COVERPLATE.
- 6 TEMPORARILY SUPPORT EXISTING CEILING DEVICES TO REMAIN IN EXISTING CEILINGS TO BE REPLACED. REINSTALL DEVICES INTO NEW CEILING.
- 7 CONTRACTOR SHALL BE RESPONSIBLE FOR PROJECT PHASING. TEMPORARY WIRING TO KEEP SYSTEMS RUNNING SHALL BE PROVIDED AS REQUIRED WHILE BUILDING IS OCCUPIED BETWEEN PHASES OF CONSTRUCTION.

TECHNOLOGY KEYED NOTES

- 1 REMOVE CAMERA DEVICE AND PROVIDE TO OWNER. RELOCATE EXISTING DATA CABLE TO NEW CAMERA LOCATION. INSTALL NEW ACOUSTIC CEILING TILE (BY OWNER) OR PAINT AND PATCH WALL OR CEILING (MATCH PAINT WITH OWNER) AS APPLICABLE.
- 2 REPLACE EXISTING CAMERA DEVICE WITH NEW DEVICE AT THIS LOCATION AS SPECIFIED. PROVIDE EXISTING DEVICE TO OWNER.
- 3 NEW DEVICE AT THIS LOCATION. RELOCATE EXISTING DATA CABLE FROM ORIGINAL LOCATION AS INDICATED.
- 4 NEW DEVICE AT THIS LOCATION. NEW DATA DROP TO BE PROVIDED BY OTHERS.
- 5 REMOVE CAMERA DEVICE AND PROVIDE TO OWNER. DATA DROP TO BE DEMOLISHED BACK TO SOURCE, BY OTHERS.
- 6 EXISTING DEVICE TO REMAIN.

PPS CAMERA UPGRADES 2021



KEY PLAN
SCALE: NO SCALE

TowerPinkster
Architecture - Engineering - Interiors
242 East Kalamazoo Avenue, Suite 100
Portage, Michigan 49782
Phone: 269.343.8138
Fax: 269.343.8333
towerpinkster.com
© 2021 ALL RIGHTS RESERVED

ADDENDUM #1 08-03-2021
ISSUED FOR DATE

PROJECT TITLE
VIDEO SURVEILLANCE UPGRADES 2021

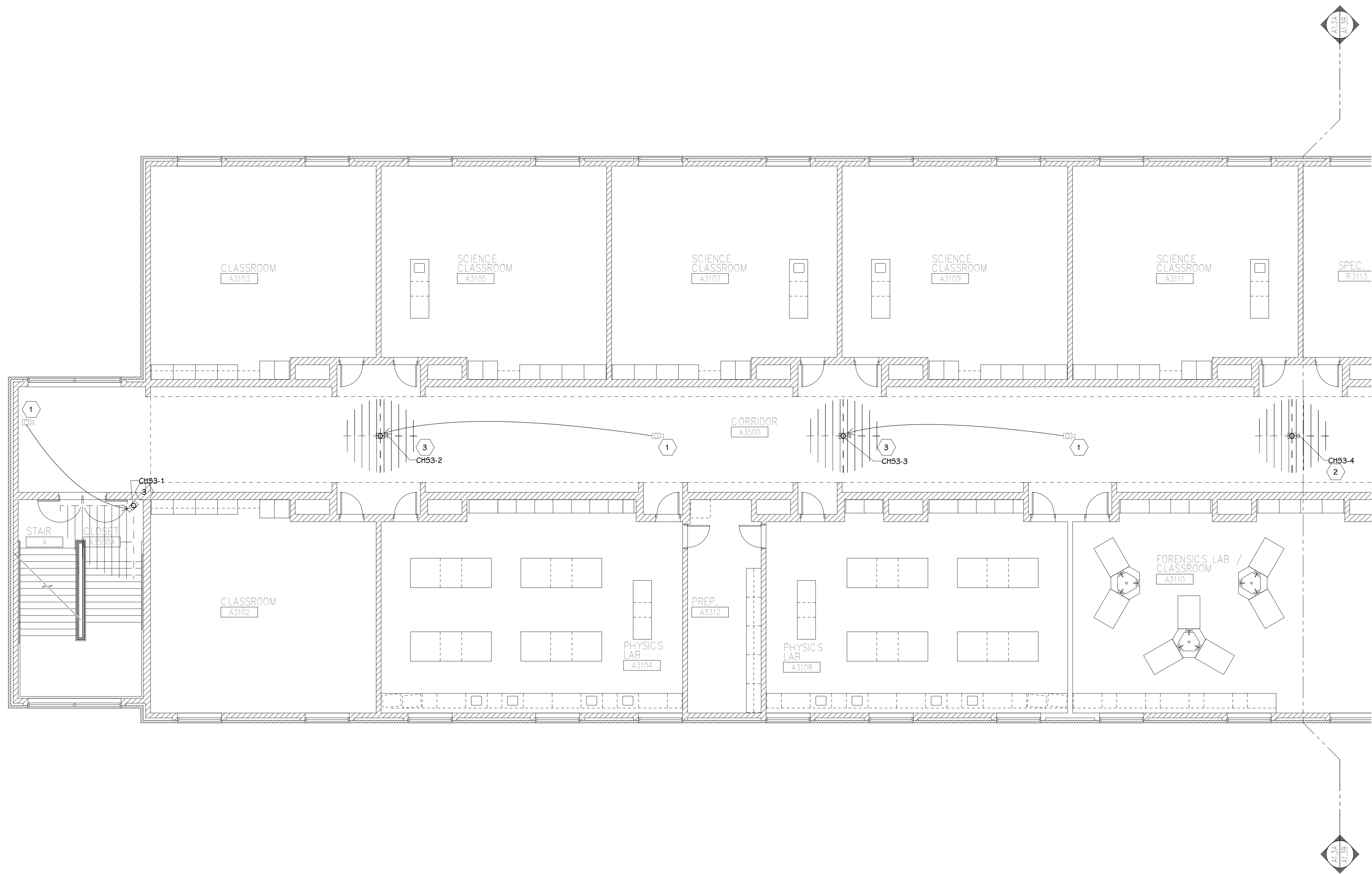
OWNER
PORTAGE PUBLIC SCHOOLS

Portage, Michigan

SHEET TITLE
PCHS - SECOND FLOOR TECHNOLOGY
PLAN - UNIT J

DATE
JULY 28, 2021

SHEET NUMBER
T-102J
21-150.00



THIRD FLOOR TECHNOLOGY PLAN - UNIT A
1/8" = 1'-0"

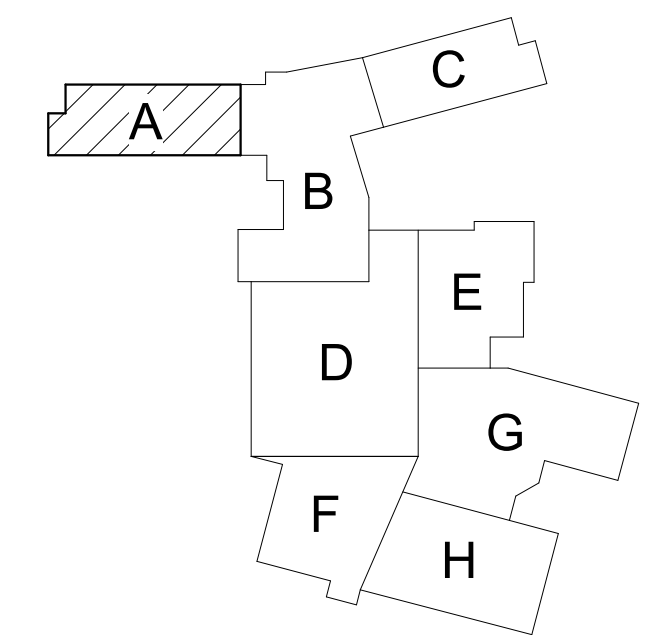
GENERAL TECHNOLOGY NOTES

1. TECHNOLOGY CONTRACTOR SHALL BE RESPONSIBLE FOR ALL CUTTING AND PATCHING REQUIRED FOR NEW WORK OR WHERE DEVICES ARE REMOVED AND NOT REPLACED.
2. TECHNOLOGY CONTRACTOR SHALL COORDINATE WITH G SERIES SHEETS DEVICE COORDINATION DETAIL. DEVICES ARE TO ALIGN VERTICALLY AND HORIZONTALLY AND FOLLOW THE RULES OF THIS DETAIL CONSISTENTLY. A PRE-INSTALL DEVICE COORDINATION MEETING FOR DEVICE FINISHES AND LAYOUT MAY BE REQUIRED IN THE SPECIFICATION FOR THIS PROJECT.
3. REFER TO TECHNOLOGY, ELECTRICAL AND ARCHITECTURAL DETAILS AND ELEVATIONS FOR SYMBOL INFORMATION AND ELEVATION DETAIL.
4. DEVICES AND EQUIPMENT SHOWN DASHED OR WITH AN "X" ARE TO BE REMOVED. FIXTURES, DEVICES AND EQUIPMENT SHOWN LIGHTLY OR WITH AN "E" ARE EXISTING TO REMAIN UNDISTURBED.
5. DEVICES SHOWN WITH AN "R" ARE EXISTING TO BE REPLACED WITH NEW DEVICE AND COVERPLATE.
6. TEMPORARILY SUPPORT EXISTING CEILING DEVICES TO REMAIN IN EXISTING CEILINGS TO BE REPLACED. REINSTALL DEVICES INTO NEW CEILING.
7. CONTRACTOR SHALL BE RESPONSIBLE FOR PROJECT PHASING. TEMPORARY WIRING TO KEEP SYSTEMS RUNNING SHALL BE PROVIDED AS REQUIRED WHILE BUILDING IS OCCUPIED BETWEEN PHASES OF CONSTRUCTION.

TECHNOLOGY KEYED NOTES

1. REMOVE CAMERA DEVICE AND PROVIDE TO OWNER. RELOCATE EXISTING DATA CABLE TO NEW CAMERA LOCATION. INSTALL NEW ACOUSTIC CEILING TILE (BY OWNER) OR PAINT AND PATCH WALL OR CEILING (MATCH PAINT WITH OWNER) AS APPLICABLE.
2. REPLACE EXISTING CAMERA DEVICE WITH NEW DEVICE AT THIS LOCATION AS SPECIFIED. PROVIDE EXISTING DEVICE TO OWNER.
3. NEW DEVICE AT THIS LOCATION. RELOCATE EXISTING DATA CABLE FROM ORIGINAL LOCATION AS INDICATED.
4. NEW DEVICE AT THIS LOCATION. NEW DATA DROP TO BE PROVIDED BY OTHERS.
5. REMOVE CAMERA DEVICE AND PROVIDE TO OWNER. DATA DROP TO BE DEMOLISHED BACK TO SOURCE, BY OTHERS.
6. EXISTING DEVICE TO REMAIN.

PPS CAMERA UPGRADES 2021



KEY PLAN
SCALE: NO SCALE

TowerPinkster
Architecture - Engineering - Interiors
242 East Kalamazoo Avenue, Suite 100
Portage, Michigan 49782
Phone: 269.343.8133
Fax: 269.343.8133
towerpinkster.com
© 2021. ALL RIGHTS RESERVED.

ISSUED FOR: _____ DATE: _____

PROJECT TITLE: VIDEO SURVEILLANCE UPGRADES 2021

OWNER: PORTAGE PUBLIC SCHOOLS

Portage, Michigan

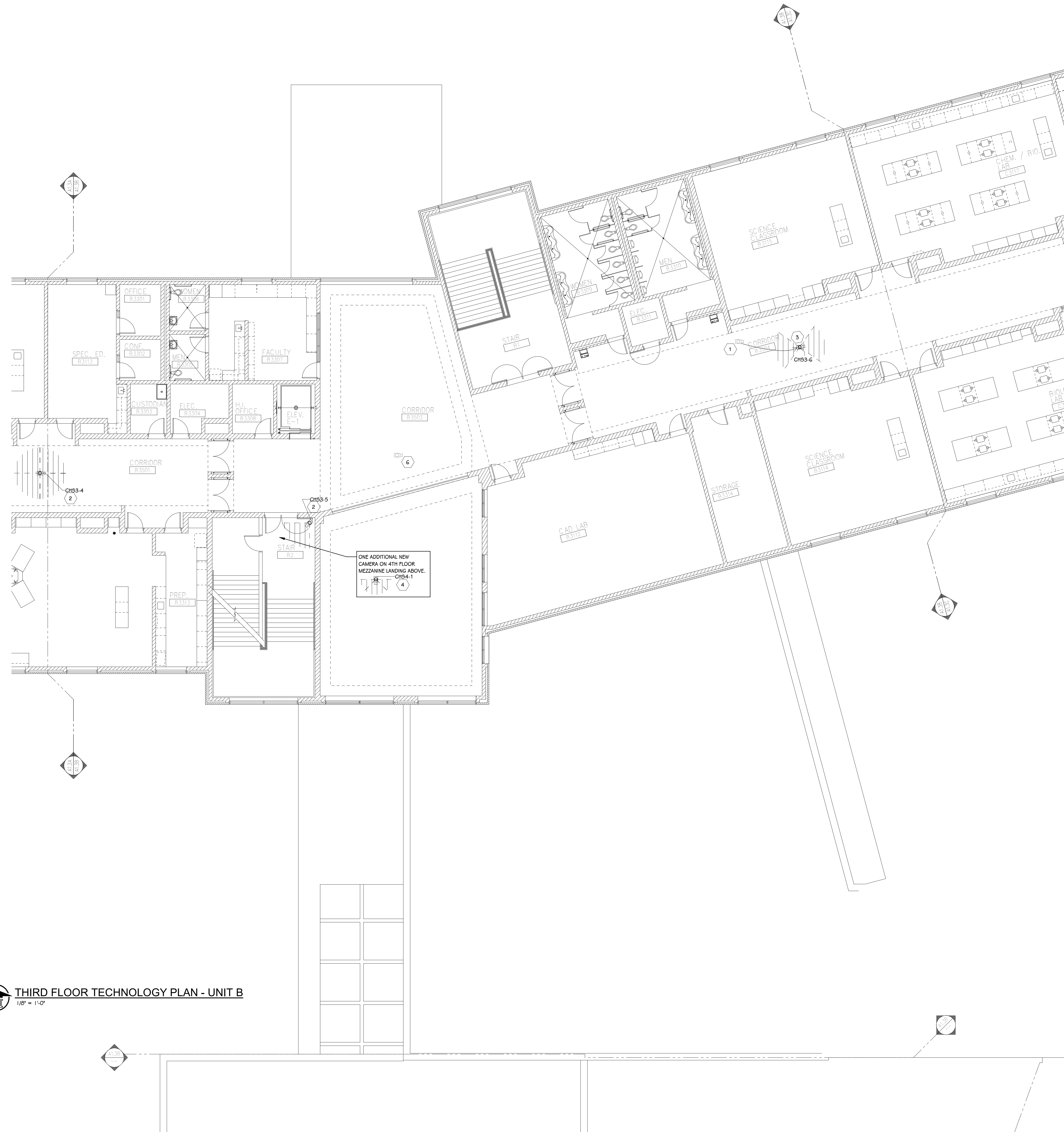
SHEET TITLE: PCHS - THIRD FLOOR TECHNOLOGY PLAN - UNIT A

DATE: JULY 28, 2021

SHEET NUMBER: T-103A

21-150.00

THIRD FLOOR TECHNOLOGY PLAN - UNIT B
1/8" = 1'-0"



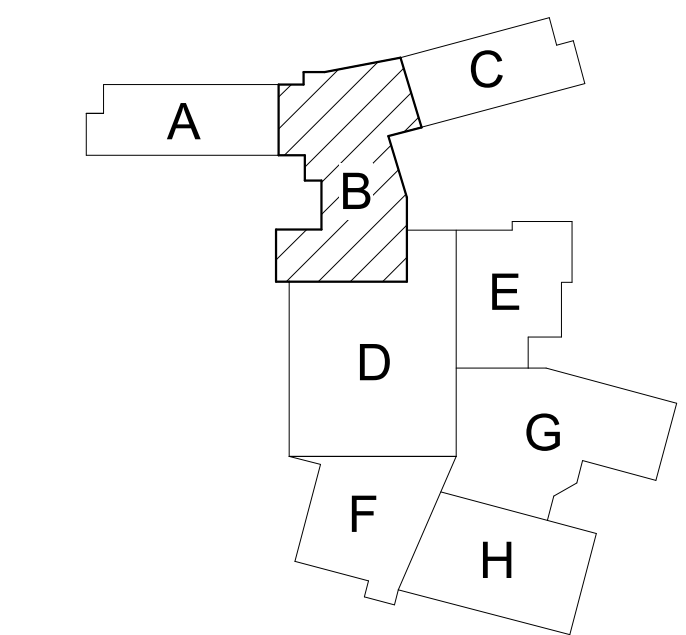
GENERAL TECHNOLOGY NOTES

- 1 TECHNOLOGY CONTRACTOR SHALL BE RESPONSIBLE FOR ALL CUTTING AND PATCHING REQUIRED FOR NEW WORK OR WHERE DEVICES ARE REMOVED AND NOT REPLACED.
- 2 TECHNOLOGY CONTRACTOR SHALL COORDINATE WITH G SERIES SHEETS DEVICE COORDINATION DETAIL. DEVICES ARE TO ALIGN VERTICALLY AND HORIZONTALLY AND FOLLOW THE RULES OF THIS DETAIL CONSISTENTLY. A PRE-INSTALL DEVICE COORDINATION MEETING FOR DEVICE FINISHES AND LAYOUT MAY BE REQUIRED IN THE SPECIFICATION FOR THIS PROJECT.
- 3 REFER TO TECHNOLOGY, ELECTRICAL AND ARCHITECTURAL DETAILS AND ELEVATIONS FOR SYMBOL INFORMATION AND ELEVATION DETAIL.
- 4 DEVICES AND EQUIPMENT SHOWN DASHED OR WITH AN "X" ARE TO BE REMOVED. FIXTURES, DEVICES AND EQUIPMENT SHOWN LIGHTLY OR WITH AN "E" ARE EXISTING TO REMAIN UNDISTURBED.
- 5 DEVICES SHOWN WITH AN "R" ARE EXISTING TO BE REPLACED WITH NEW DEVICE AND COVERPLATE.
- 6 TEMPORARILY SUPPORT EXISTING CEILING DEVICES TO REMAIN IN EXISTING CEILINGS TO BE REPLACED. REINSTALL DEVICES INTO NEW CEILING.
- 7 CONTRACTOR SHALL BE RESPONSIBLE FOR PROJECT PHASING. TEMPORARY WIRING TO KEEP SYSTEMS RUNNING SHALL BE PROVIDED AS REQUIRED WHILE BUILDING IS OCCUPIED BETWEEN PHASES OF CONSTRUCTION.

TECHNOLOGY KEYED NOTES

- 1 REMOVE CAMERA DEVICE AND PROVIDE TO OWNER. RELOCATE EXISTING DATA CABLE TO NEW CAMERA LOCATION. INSTALL NEW ACOUSTIC CEILING TILE (BY OWNER) OR PAINT AND PATCH WALL OR CEILING (MATCH PAINT WITH OWNER) AS APPLICABLE.
- 2 REPLACE EXISTING CAMERA DEVICE WITH NEW DEVICE AT THIS LOCATION AS SPECIFIED. PROVIDE EXISTING DEVICE TO OWNER.
- 3 NEW DEVICE AT THIS LOCATION. RELOCATE EXISTING DATA CABLE FROM ORIGINAL LOCATION AS INDICATED.
- 4 NEW DEVICE AT THIS LOCATION. NEW DATA DROP TO BE PROVIDED BY OTHERS.
- 5 REMOVE CAMERA DEVICE AND PROVIDE TO OWNER. DATA DROP TO BE DEMOLISHED BACK TO SOURCE, BY OTHERS.
- 6 EXISTING DEVICE TO REMAIN.

PPS CAMERA UPGRADES 2021



KEY PLAN
SCALE: NO SCALE

TowerPinkster
Architecture - Engineering - Interiors
242 East Kalamazoo Avenue, Suite 100
Portage, Michigan 49781
Phone: 616.456.9844 Fax: 616.456.9844
towerpinkster.com
© 2021 ALL RIGHTS RESERVED

ISSUED FOR _____ DATE _____

PROJECT TITLE
VIDEO SURVEILLANCE UPGRADES 2021

OWNER
PORTAGE PUBLIC SCHOOLS

Portage, Michigan

SHEET TITLE
PCHS - THIRD FLOOR TECHNOLOGY
PLAN - UNIT B

DATE
JULY 28, 2021

SHEET NUMBER
T-103B

21-150.00

ISSUED FOR DATE

PROJECT TITLE
 VIDEO SURVEILLANCE UPGRADES 2021

OWNER
 PORTAGE PUBLIC SCHOOLS

SHEET TITLE
 PCHS - THIRD FLOOR TECHNOLOGY
 PLAN - UNIT C

ADDENDUM 1 - August 03, 2021

Portage, Michigan

SHEET NUMBER
T-103C
 DATE
 JULY 28, 2021
 21-150.00

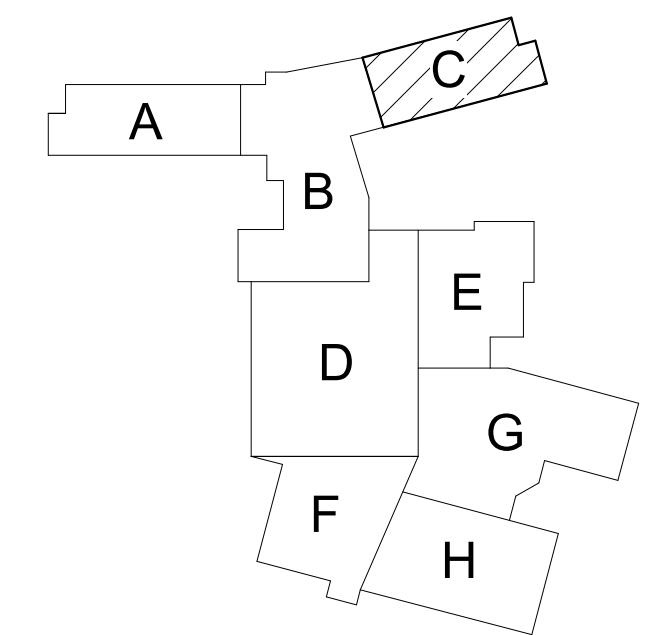
GENERAL TECHNOLOGY NOTES

1. TECHNOLOGY CONTRACTOR SHALL BE RESPONSIBLE FOR ALL CUTTING AND PATCHING REQUIRED FOR NEW WORK OR WHERE DEVICES ARE REMOVED AND NOT REPLACED.
2. TECHNOLOGY CONTRACTOR SHALL COORDINATE WITH G SERIES SHEETS DEVICE COORDINATION DETAIL. DEVICES ARE TO ALIGN VERTICALLY AND HORIZONTALLY AND FOLLOW THE RULES OF THIS DETAIL CONSISTENTLY. A PRE-INSTALL DEVICE COORDINATION MEETING FOR DEVICE FINISHES AND LAYOUT MAY BE REQUIRED IN THE SPECIFICATION FOR THIS PROJECT.
3. REFER TO TECHNOLOGY, ELECTRICAL AND ARCHITECTURAL DETAILS AND ELEVATIONS FOR SYMBOL INFORMATION AND ELEVATION DETAIL.
4. DEVICES AND EQUIPMENT SHOWN DASHED OR WITH AN "X" ARE TO BE REMOVED. FIXTURES, DEVICES AND EQUIPMENT SHOWN LIGHTLY OR WITH AN "E" ARE EXISTING TO REMAIN UNDISTURBED.
5. DEVICES SHOWN WITH AN "R" ARE EXISTING TO BE REPLACED WITH NEW DEVICE AND COVERPLATE.
6. TEMPORARILY SUPPORT EXISTING CEILING DEVICES TO REMAIN IN EXISTING CEILINGS TO BE REPLACED. REINSTALL DEVICES INTO NEW CEILING.
7. CONTRACTOR SHALL BE RESPONSIBLE FOR PROJECT PHASING. TEMPORARY WIRING TO KEEP SYSTEMS RUNNING SHALL BE PROVIDED AS REQUIRED WHILE BUILDING IS OCCUPIED BETWEEN PHASES OF CONSTRUCTION.

TECHNOLOGY KEYED NOTES

1. REMOVE CAMERA DEVICE AND PROVIDE TO OWNER. RELOCATE EXISTING DATA CABLE TO NEW CAMERA LOCATION. INSTALL NEW ACOUSTIC CEILING TILE (BY OWNER) OR PAINT AND PATCH WALL OR CEILING (MATCH PAINT WITH OWNER) AS APPLICABLE.
2. REPLACE EXISTING CAMERA DEVICE WITH NEW DEVICE AT THIS LOCATION AS SPECIFIED. PROVIDE EXISTING DEVICE TO OWNER.
3. NEW DEVICE AT THIS LOCATION. RELOCATE EXISTING DATA CABLE FROM ORIGINAL LOCATION AS INDICATED.
4. NEW DEVICE AT THIS LOCATION. NEW DATA DROP TO BE PROVIDED BY OTHERS.
5. REMOVE CAMERA DEVICE AND PROVIDE TO OWNER. DATA DROP TO BE DEMOLISHED BACK TO SOURCE, BY OTHERS.
6. EXISTING DEVICE TO REMAIN.

PPS CAMERA UPGRADES 2021



KEY PLAN
 SCALE: NO SCALE

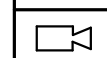
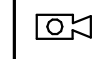


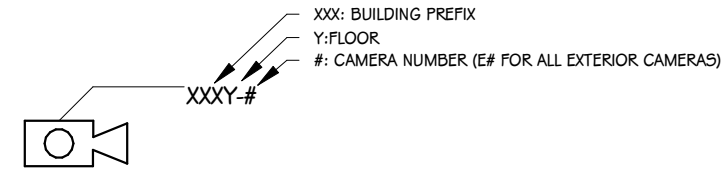


THIRD FLOOR TECHNOLOGY PLAN - UNIT C
 1/8" = 1'-0"

CENTRAL HIGH SCHOOL SECURITY CAMERA SCHEDULE

CAMERA NUMBER	MAKE/MODEL	MOUNTING TYPE	MOUNTING ACCESSORIES	COMMENTS
CH91-1	AVIGILON 4.0C-H5A-D1	CEILING		
CH91-2	AVIGILON 32C-H4A-4MH-360	CEILING		
CH91-3	AVIGILON 32C-H4A-4MH-360	CEILING		
CH91-4	AVIGILON 32C-H4A-4MH-360	CEILING		
CH91-5	AVIGILON 10.0C-H5DH-D1-IR	DROP CEILING		
CH91-6	AVIGILON 10.0C-H5DH-D1-IR	DROP CEILING		
CH91-7	AVIGILON 10.0C-H5DH-D1-IR	DROP CEILING		
CH91-8	AVIGILON 4.0C-H5A-D1	CEILING		
CH91-9	AVIGILON 12.0W-H5A-FE-DC1	CEILING		
CH91-10	AVIGILON 10.0C-H5DH-D1-IR	DROP CEILING		
CH91-11	AVIGILON 10.0C-H5DH-D1-IR	DROP CEILING		
CH91-12	AVIGILON 32C-H4A-4MH-360	CEILING		
CH91-13	AVIGILON 10.0C-H5DH-D1-IR	DROP CEILING		
CH91-14	AVIGILON 10.0C-H5DH-D1-IR	DROP CEILING		
CH91-15	AVIGILON 12.0W-H5A-FE-DC1	DROP CEILING		
CH91-16	AVIGILON 24C-H4A-3MH-180	SURFACE, PENDANT	H4AMH-AD-PEND1, H4AMH-DO-COVR1, IRPTZ-MNT-WALL1	
CH91-17	AVIGILON 10.0C-H5DH-D1-IR	DROP CEILING		
CH91-18	AVIGILON 10.0C-H5DH-D1-IR	DROP CEILING		
CH91-19	AVIGILON 4.0C-H5A-D1	DROP CEILING		
CH91-20	AVIGILON 32C-H4A-4MH-360	CEILING		
CH91-21	AVIGILON 24C-H4A-3MH-180	SURFACE, PENDANT	H4AMH-AD-PEND1, H4AMH-DO-COVR1, IRPTZ-MNT-WALL1	
CH91-22	AVIGILON 24C-H4A-3MH-180	CEILING		
CH91-23	AVIGILON 10.0C-H5DH-D1-IR	CEILING		
CH91-24	AVIGILON 32C-H4A-4MH-360	CEILING		
CH91-25	AVIGILON 24C-H4A-3MH-180	CEILING		
CH91-26	AVIGILON 24C-H4A-3MH-180	CEILING		
CH91-27	AVIGILON 4.0C-H5A-D1	CEILING		
CH91-28	AVIGILON 4.0C-H5A-D1	CEILING		
CH91-29	AVIGILON 10.0C-H5DH-D1-IR	CEILING		
CH92-1	AVIGILON 4.0C-H5A-D1	CEILING		
CH92-2	AVIGILON 32C-H4A-4MH-360	DROP CEILING		
CH92-3	AVIGILON 32C-H4A-4MH-360	DROP CEILING		
CH92-4	AVIGILON 32C-H4A-4MH-360	DROP CEILING		
CH92-5	AVIGILON 32C-H4A-4MH-360	DROP CEILING		
CH92-6	AVIGILON 10.0C-H5DH-D1-IR	DROP CEILING		
CH92-7	AVIGILON 10.0C-H5DH-D1-IR	DROP CEILING		
CH92-8	AVIGILON 10.0C-H5DH-D1-IR	DROP CEILING		
CH92-9	AVIGILON 4.0C-H5A-D1	CEILING		
CH92-10	AVIGILON 24C-H4A-3MH-180	DROP CEILING		
CH92-11	AVIGILON 4.0C-H5A-D1	DROP CEILING		
CH93-1	AVIGILON 4.0C-H5A-D1	CEILING		
CH93-2	AVIGILON 32C-H4A-4MH-360	DROP CEILING		
CH93-3	AVIGILON 32C-H4A-4MH-360	DROP CEILING		
CH93-4	AVIGILON 32C-H4A-4MH-360	DROP CEILING		
CH93-5	AVIGILON 4.0C-H5A-D1	CEILING		
CH93-6	AVIGILON 10.0C-H5DH-D1-IR	DROP CEILING		
CH93-7	AVIGILON 10.0C-H5DH-D1-IR	DROP CEILING		
CH93-8	AVIGILON 10.0C-H5DH-D1-IR	DROP CEILING		
CH93-9	AVIGILON 4.0C-H5A-D1	CEILING		
CH94-1	AVIGILON 24C-H4A-3MH-180	CEILING		
CH9-E1	AVIGILON 24C-H4A-3MH-180	SURFACE, PENDANT	H4AMH-AD-PEND1, H4AMH-DO-COVR1, IRPTZ-MNT-WALL1	
CH9-E2	AVIGILON 24C-H4A-3MH-180	SURFACE, PENDANT	H4AMH-AD-PEND1, H4AMH-DO-COVR1, IRPTZ-MNT-WALL1	
CH9-E3	AVIGILON 8.0C-H5A-DO1	SURFACE		
CH9-E4	AVIGILON 24C-H4A-3MH-180	SURFACE, PENDANT	H4AMH-AD-PEND1, H4AMH-DO-COVR1, IRPTZ-MNT-WALL1	
CH9-E5	AVIGILON 24C-H4A-3MH-180	SURFACE, PENDANT	H4AMH-AD-PEND1, H4AMH-DO-COVR1, IRPTZ-MNT-WALL1	
CH9-E6	AVIGILON 24C-H4A-3MH-180	SURFACE, PENDANT	H4AMH-AD-PEND1, H4AMH-DO-COVR1, IRPTZ-MNT-WALL1	
CH9-E7	AVIGILON 24C-H4A-3MH-180	SURFACE, PENDANT	H4AMH-AD-PEND1, H4AMH-DO-COVR1, IRPTZ-MNT-WALL1	
CH9-E8	AVIGILON 24C-H4A-3MH-180	SURFACE, PENDANT	H4AMH-AD-PEND1, H4AMH-DO-COVR1, IRPTZ-MNT-WALL1	
CH9-E9	AVIGILON 24C-H4A-3MH-180	SURFACE, PENDANT	H4AMH-AD-PEND1, H4AMH-DO-COVR1, IRPTZ-MNT-WALL1	
CH9-E10	AVIGILON 4.0C-H5A-DO1	SURFACE		
CH9-E11	AVIGILON 24C-H4A-3MH-180	SURFACE, PENDANT	H4AMH-AD-PEND1, H4AMH-DO-COVR1, IRPTZ-MNT-WALL1	
CH9-E12	AVIGILON 24C-H4A-3MH-180	SURFACE, PENDANT	H4AMH-AD-PEND1, H4AMH-DO-COVR1, IRPTZ-MNT-WALL1	
CH9-E13	AVIGILON 24C-H4A-3MH-180	SURFACE, PENDANT	H4AMH-AD-PEND1, H4AMH-DO-COVR1, IRPTZ-MNT-WALL1	
CH9-E14	AVIGILON 24C-H4A-3MH-180	SURFACE, PENDANT	H4AMH-AD-PEND1, H4AMH-DO-COVR1, IRPTZ-MNT-WALL1	
CH9-E15	AVIGILON 24C-H4A-3MH-180	SURFACE, PENDANT	H4AMH-AD-PEND1, H4AMH-DO-COVR1, IRPTZ-MNT-WALL1	
CH9-E16	AVIGILON 24C-H4A-3MH-180	SURFACE, PENDANT	H4AMH-AD-PEND1, H4AMH-DO-COVR1, IRPTZ-MNT-WALL1	
CH9-E17	AVIGILON 24C-H4A-3MH-180	SURFACE, PENDANT	H4AMH-AD-PEND1, H4AMH-DO-COVR1, IRPTZ-MNT-WALL1	
CH9-E18	AVIGILON 24C-H4A-3MH-180	SURFACE, PENDANT	H4AMH-AD-PEND1, H4AMH-DO-COVR1, IRPTZ-MNT-WALL1	
CH9-E19	AVIGILON 24C-H4A-3MH-180	SURFACE, PENDANT	H4AMH-AD-PEND1, H4AMH-DO-COVR1, IRPTZ-MNT-WALL1	
CH9-E20	AVIGILON 8.0C-H5A-DO1	SURFACE		
CH9-E21	AVIGILON 24C-H4A-3MH-180	SURFACE, PENDANT	H4AMH-AD-PEND1, H4AMH-DO-COVR1, IRPTZ-MNT-WALL1	

CH9-E#: EXTERIOR CAMERA
 CH91-#: INTERIOR CAMERA, FIRST FLOOR
 CH92-#: INTERIOR CAMERA, SECOND FLOOR
 CH93-#: INTERIOR CAMERA, THIRD FLOOR
 CH94-#: INTERIOR CAMERA, FOURTH FLOOR

SECURITY SYMBOLS	
	SECURITY CAMERA - WALL
	SECURITY CAMERA - CEILING
	(HALF SHADED) SECURITY CAMERA - WALL - REFER TO KEYED NOTE FOR DIRECTION
	(HALF SHADED) SECURITY CAMERA - CEILING - REFER TO KEYED NOTE FOR DIRECTION
CAMERA TAG LEGEND	
	X= WALLING PREFIX Y= FLOOR #= CAMERA NUMBER (IF FOR ALL EXTERIOR CAMERAS)

NOTES:
 COORDINATE MOUNTING HEIGHTS WITH EXISTING ROUGH IN WHERE DEVICES ARE TO BE REPLACED IN THEIR EXACT LOCATIONS. WHERE NEW DEVICES ARE INSTALLED NEAR EXISTING CAMERAS, MATCH INSTALLATION HEIGHT OF PREVIOUS CAMERA LOCATION.

SYMBOL LEGEND
 SCALE: NONE

ADDENDUM #1 08-03-2021
 ISSUED FOR DATE

PROJECT TITLE
 VIDEO SURVEILLANCE UPGRADES 2021

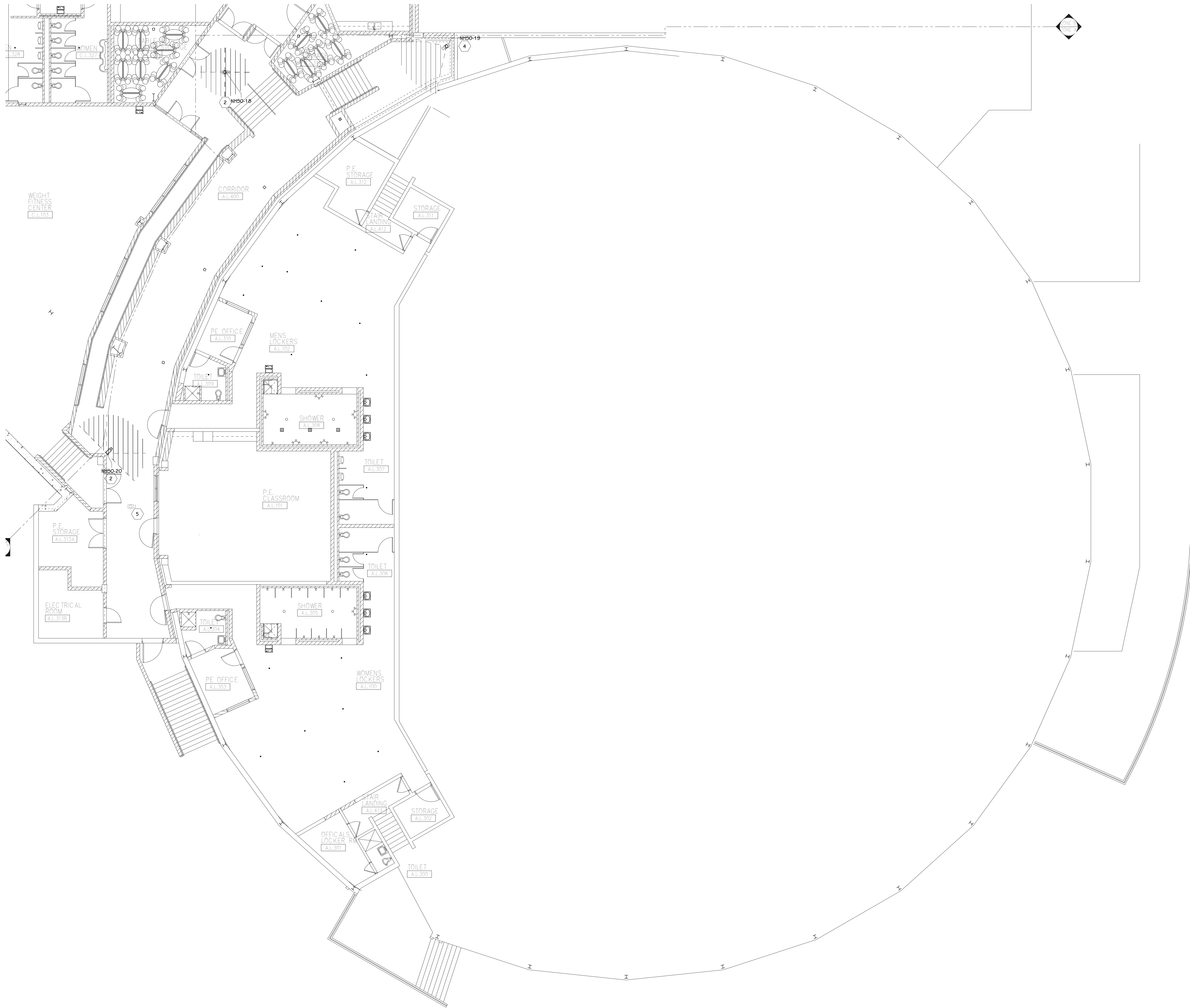
OWNER
 PORTAGE PUBLIC SCHOOLS

SHEET TITLE
 PCHS - CAMERA SCHEDULE

ADDENDUM 1 - August 03, 2021

Portage, Michigan

DATE
 JULY 28, 2021



LOWER LEVEL TECHNOLOGY PLAN - UNIT A
1/8" = 1'-0"

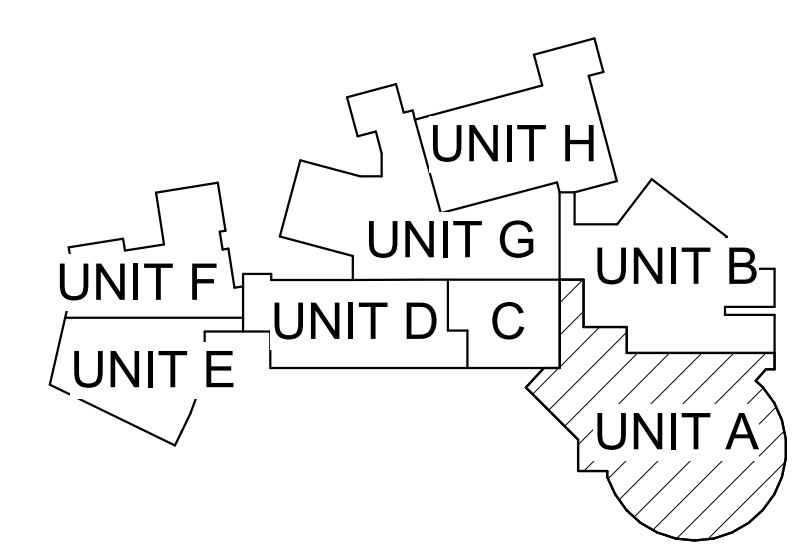
GENERAL TECHNOLOGY NOTES

1. TECHNOLOGY CONTRACTOR SHALL BE RESPONSIBLE FOR ALL CUTTING AND PATCHING REQUIRED FOR NEW WORK OR WHERE DEVICES ARE REMOVED AND NOT REPLACED.
2. TECHNOLOGY CONTRACTOR SHALL COORDINATE WITH G SERIES SHEETS DEVICE COORDINATION DETAIL. DEVICES ARE TO ALIGN VERTICALLY AND HORIZONTALLY AND FOLLOW THE RULES OF THIS DETAIL CONSISTENTLY. A PRE-INSTALL DEVICE COORDINATION MEETING FOR DEVICE FINISHES AND LAYOUT MAY BE REQUIRED IN THE SPECIFICATION FOR THIS PROJECT.
3. REFER TO TECHNOLOGY, ELECTRICAL AND ARCHITECTURAL DETAILS AND ELEVATIONS FOR SYMBOL INFORMATION AND ELEVATION DETAIL.
4. DEVICES AND EQUIPMENT SHOWN DASHED OR WITH AN "X" ARE TO BE REMOVED. FIXTURES, DEVICES AND EQUIPMENT SHOWN LIGHTLY OR WITH AN "E" ARE EXISTING TO REMAIN UNDISTURBED.
5. DEVICES SHOWN WITH AN "R" ARE EXISTING TO BE REPLACED WITH NEW DEVICE AND COVERPLATE.
6. TEMPORARILY SUPPORT EXISTING CEILING DEVICES TO REMAIN IN EXISTING CEILINGS TO BE REPLACED. REINSTALL DEVICES INTO NEW CEILING.
7. CONTRACTOR SHALL BE RESPONSIBLE FOR PROJECT PHASING. TEMPORARY WIRING TO KEEP SYSTEMS RUNNING SHALL BE PROVIDED AS REQUIRED WHILE BUILDING IS OCCUPIED BETWEEN PHASES OF CONSTRUCTION.

TECHNOLOGY KEYED NOTES

1. REMOVE CAMERA DEVICE AND PROVIDE TO OWNER. RELOCATE EXISTING DATA CABLE TO NEW CAMERA LOCATION. INSTALL NEW ACOUSTIC CEILING TILE (BY OWNER) OR PAINT AND PATCH WALL OR CEILING (MATCH PAINT WITH OWNER) AS APPLICABLE.
2. REPLACE EXISTING CAMERA DEVICE WITH NEW DEVICE AT THIS LOCATION AS SPECIFIED. PROVIDE EXISTING DEVICE TO OWNER.
3. NEW DEVICE AT THIS LOCATION. RELOCATE EXISTING DATA CABLE FROM ORIGINAL LOCATION AS INDICATED.
4. NEW DEVICE AT THIS LOCATION. NEW DATA DROP TO BE PROVIDED BY OTHERS.
5. REMOVE CAMERA DEVICE AND PROVIDE TO OWNER. DATA DROP TO BE DEMOLISHED BACK TO SOURCE, BY OTHERS.
6. EXISTING DEVICE TO REMAIN.

PPS CAMERA UPGRADES 2021



KEY PLAN
SCALE: NO SCALE

ISSUED FOR DATE

PROJECT TITLE
VIDEO SURVEILLANCE UPGRADES 2021

OWNER
PORTAGE PUBLIC SCHOOLS

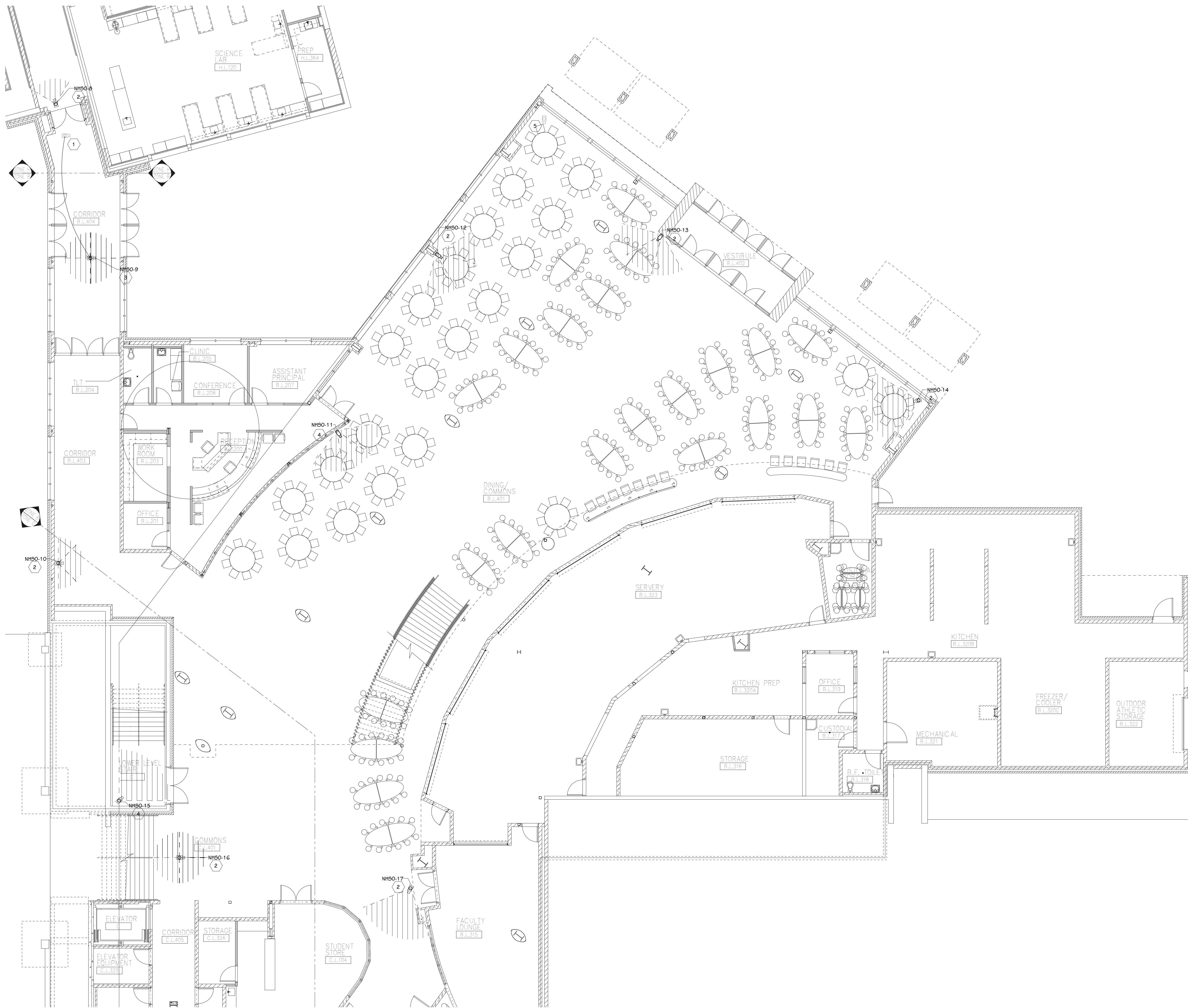
SHEET TITLE
PNHS - LOWER LEVEL TECHNOLOGY
PLAN - UNIT A

ADDENDUM 1 - August 03, 2021

Portage, Michigan

DATE
JULY 28, 2021

SHEET NUMBER
T-110A
21-150.00



LOWER LEVEL TECHNOLOGY PLAN - UNIT B
1/8" = 1'-0"

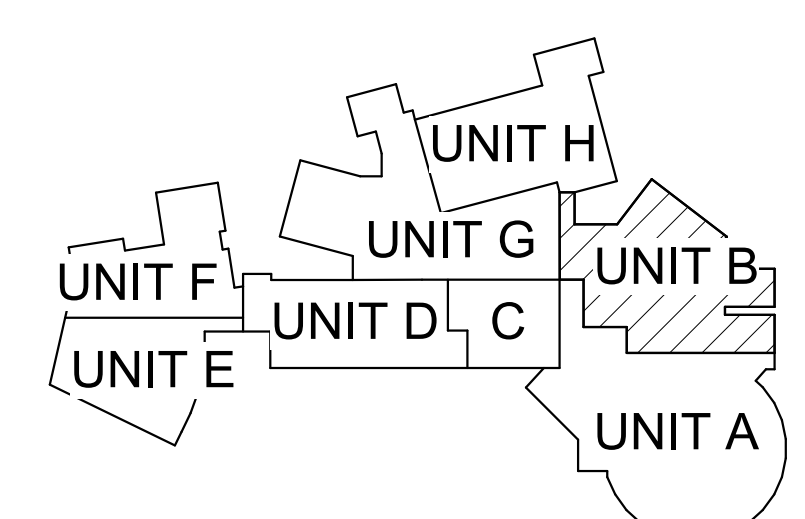
GENERAL TECHNOLOGY NOTES

- 1 TECHNOLOGY CONTRACTOR SHALL BE RESPONSIBLE FOR ALL CUTTING AND PATCHING REQUIRED FOR NEW WORK OR WHERE DEVICES ARE REMOVED AND NOT REPLACED.
- 2 TECHNOLOGY CONTRACTOR SHALL COORDINATE WITH G SERIES SHEETS DEVICE COORDINATION DETAIL. DEVICES ARE TO ALIGN VERTICALLY AND HORIZONTALLY AND FOLLOW THE RULES OF THIS DETAIL CONSISTENTLY. A PRE-INSTALL DEVICE COORDINATION MEETING FOR DEVICE FINISHES AND LAYOUT MAY BE REQUIRED IN THE SPECIFICATION FOR THIS PROJECT.
- 3 REFER TO TECHNOLOGY, ELECTRICAL AND ARCHITECTURAL DETAILS AND ELEVATIONS FOR SYMBOL INFORMATION AND ELEVATION DETAIL.
- 4 DEVICES AND EQUIPMENT SHOWN DASHED OR WITH AN "X" ARE TO BE REMOVED. FIXTURES, DEVICES AND EQUIPMENT SHOWN LIGHTLY OR WITH AN "E" ARE EXISTING TO REMAIN UNDISTURBED.
- 5 DEVICES SHOWN WITH AN "R" ARE EXISTING TO BE REPLACED WITH NEW DEVICE AND COVERPLATE.
- 6 TEMPORARILY SUPPORT EXISTING CEILING DEVICES TO REMAIN IN EXISTING CEILINGS TO BE REPLACED. REINSTALL DEVICES INTO NEW CEILING.
- 7 CONTRACTOR SHALL BE RESPONSIBLE FOR PROJECT PHASING. TEMPORARY WIRING TO KEEP SYSTEMS RUNNING SHALL BE PROVIDED AS REQUIRED WHILE BUILDING IS OCCUPIED BETWEEN PHASES OF CONSTRUCTION.

TECHNOLOGY KEYED NOTES

- 1 REMOVE CAMERA DEVICE AND PROVIDE TO OWNER. RELOCATE EXISTING DATA CABLE TO NEW CAMERA LOCATION. INSTALL NEW ACOUSTIC CEILING TILE (BY OWNER) OR PAINT AND PATCH WALL OR CEILING (MATCH PAINT WITH OWNER) AS APPLICABLE.
- 2 REPLACE EXISTING CAMERA DEVICE WITH NEW DEVICE AT THIS LOCATION AS SPECIFIED. PROVIDE EXISTING DEVICE TO OWNER.
- 3 NEW DEVICE AT THIS LOCATION. RELOCATE EXISTING DATA CABLE FROM ORIGINAL LOCATION AS INDICATED.
- 4 NEW DEVICE AT THIS LOCATION. NEW DATA DROP TO BE PROVIDED BY OTHERS.
- 5 REMOVE CAMERA DEVICE AND PROVIDE TO OWNER. DATA DROP TO BE DEMOLISHED BACK TO SOURCE, BY OTHERS.
- 6 EXISTING DEVICE TO REMAIN.

PPS CAMERA UPGRADES 2021



KEY PLAN
SCALE: NO SCALE

ISSUED FOR _____ DATE _____

PROJECT TITLE
VIDEO SURVEILLANCE UPGRADES 2021

OWNER
PORTAGE PUBLIC SCHOOLS

Portage, Michigan

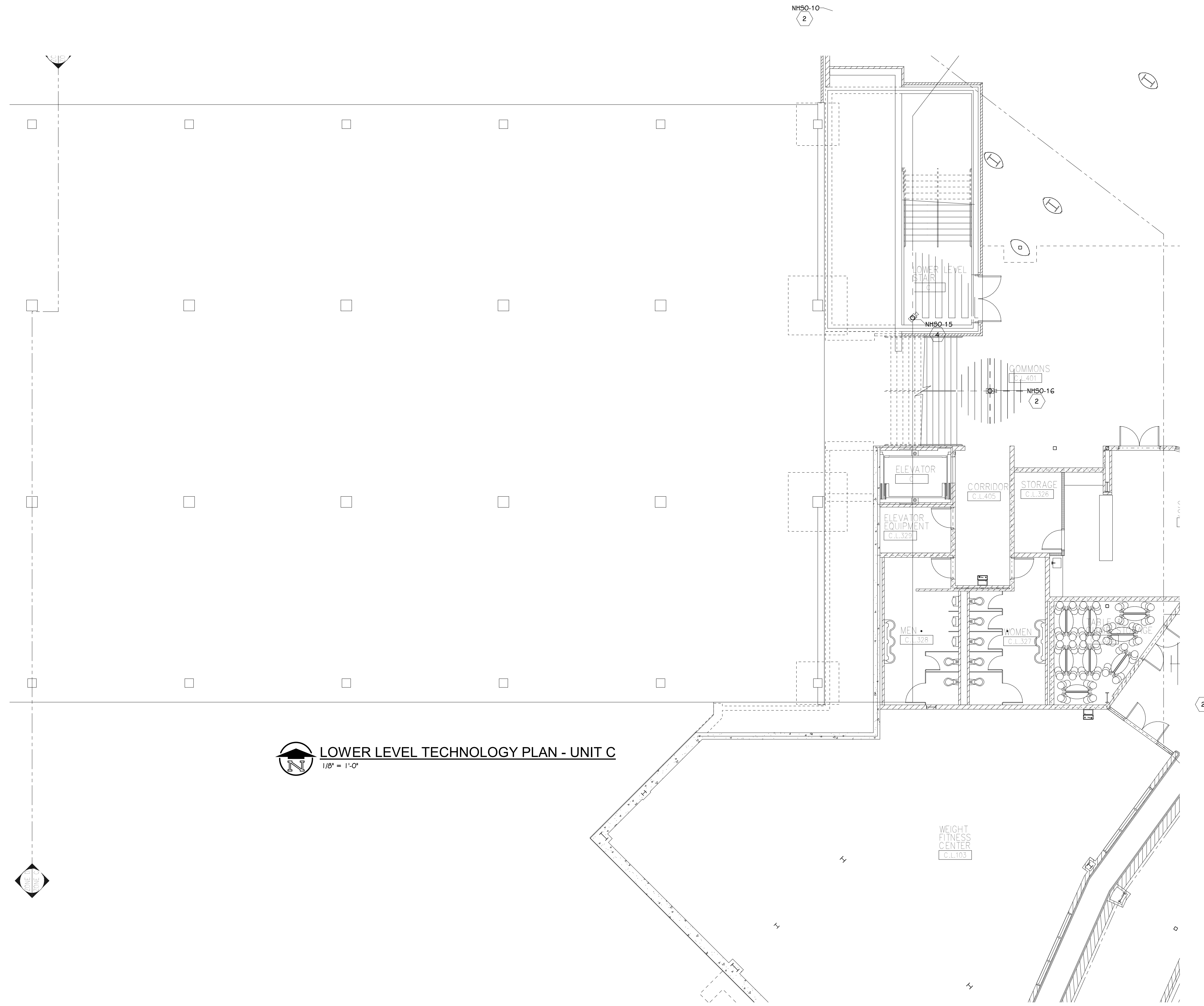
ADDENDUM 1 - August 03, 2021

SHEET TITLE
PNHS - LOWER LEVEL TECHNOLOGY PLAN - UNIT B

DATE
JULY 28, 2021

SHEET NUMBER
T-110B

21-150.00



LOWER LEVEL TECHNOLOGY PLAN - UNIT C
1/8" = 1'-0"

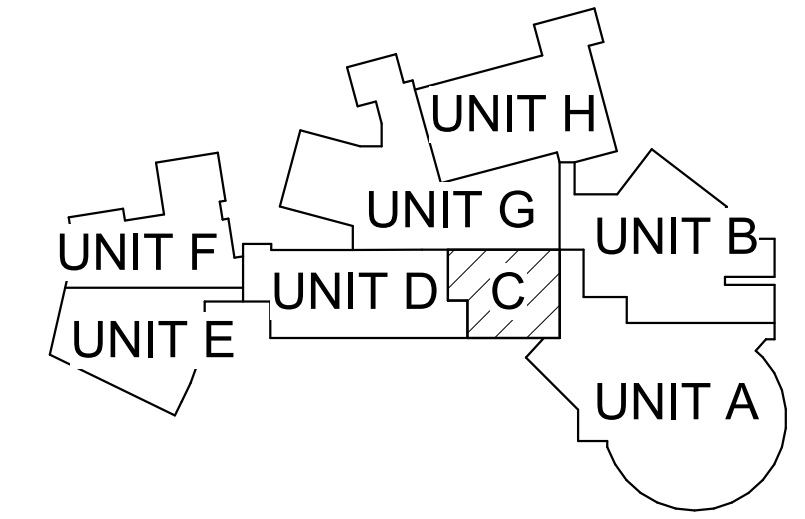
GENERAL TECHNOLOGY NOTES

1. TECHNOLOGY CONTRACTOR SHALL BE RESPONSIBLE FOR ALL CUTTING AND PATCHING REQUIRED FOR NEW WORK OR WHERE DEVICES ARE REMOVED AND NOT REPLACED.
2. TECHNOLOGY CONTRACTOR SHALL COORDINATE WITH G SERIES SHEETS DEVICE COORDINATION DETAIL. DEVICES ARE TO ALIGN VERTICALLY AND HORIZONTALLY AND FOLLOW THE RULES OF THIS DETAIL CONSISTENTLY. A PRE-INSTALL DEVICE COORDINATION MEETING FOR DEVICE FINISHES AND LAYOUT MAY BE REQUIRED IN THE SPECIFICATION FOR THIS PROJECT.
3. REFER TO TECHNOLOGY, ELECTRICAL AND ARCHITECTURAL DETAILS AND ELEVATIONS FOR SYMBOL INFORMATION AND ELEVATION DETAIL.
4. DEVICES AND EQUIPMENT SHOWN DASHED OR WITH AN "X" ARE TO BE REMOVED. FIXTURES, DEVICES AND EQUIPMENT SHOWN LIGHTLY OR WITH AN "E" ARE EXISTING TO REMAIN UNDISTURBED.
5. DEVICES SHOWN WITH AN "R" ARE EXISTING TO BE REPLACED WITH NEW DEVICE AND COVERPLATE.
6. TEMPORARILY SUPPORT EXISTING CEILING DEVICES TO REMAIN IN EXISTING CEILINGS TO BE REPLACED. REINSTALL DEVICES INTO NEW CEILING.
7. CONTRACTOR SHALL BE RESPONSIBLE FOR PROJECT PHASING. TEMPORARY WIRING TO KEEP SYSTEMS RUNNING SHALL BE PROVIDED AS REQUIRED WHILE BUILDING IS OCCUPIED BETWEEN PHASES OF CONSTRUCTION.

TECHNOLOGY KEYED NOTES

1. REMOVE CAMERA DEVICE AND PROVIDE TO OWNER. RELOCATE EXISTING DATA CABLE TO NEW CAMERA LOCATION. INSTALL NEW ACOUSTIC CEILING TILE (BY OWNER) OR PAINT AND PATCH WALL OR CEILING (MATCH PAINT WITH OWNER) AS APPLICABLE.
2. REPLACE EXISTING CAMERA DEVICE WITH NEW DEVICE AT THIS LOCATION AS SPECIFIED. PROVIDE EXISTING DEVICE TO OWNER.
3. NEW DEVICE AT THIS LOCATION. RELOCATE EXISTING DATA CABLE FROM ORIGINAL LOCATION AS INDICATED.
4. NEW DEVICE AT THIS LOCATION. NEW DATA DROP TO BE PROVIDED BY OTHERS.
5. REMOVE CAMERA DEVICE AND PROVIDE TO OWNER. DATA DROP TO BE DEMOLISHED BACK TO SOURCE, BY OTHERS.
6. EXISTING DEVICE TO REMAIN.

PPS CAMERA UPGRADES 2021



KEY PLAN
SCALE: NO SCALE

ISSUED FOR DATE

PROJECT TITLE
VIDEO SURVEILLANCE UPGRADES 2021
OWNER
PORTAGE PUBLIC SCHOOLS
Portage, Michigan
DATE
JULY 28, 2021

ADDENDUM 1 - August 03, 2021

SHEET TITLE
PNHS - LOWER LEVEL TECHNOLOGY PLAN - UNIT C
SHEET NUMBER
T-110C
21-150.00



LOWER LEVEL TECHNOLOGY PLAN - UNIT G
1/8" = 1'-0"

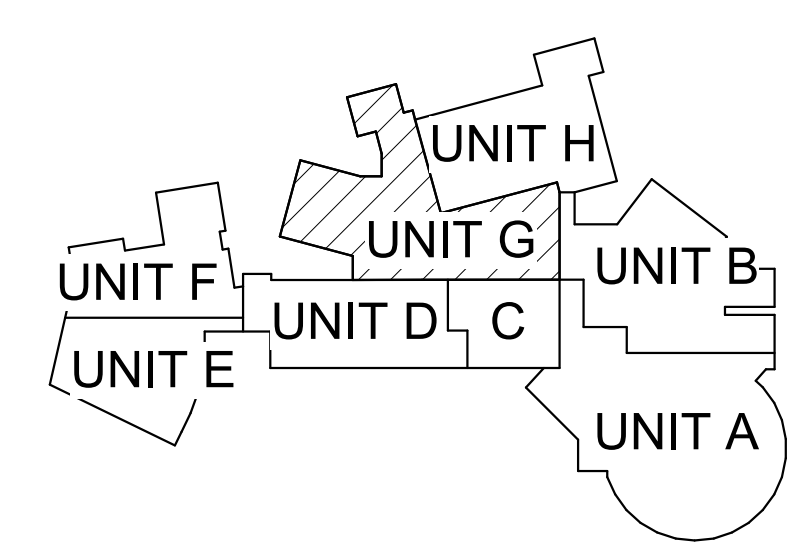
GENERAL TECHNOLOGY NOTES

- 1 TECHNOLOGY CONTRACTOR SHALL BE RESPONSIBLE FOR ALL CUTTING AND PATCHING REQUIRED FOR NEW WORK OR WHERE DEVICES ARE REMOVED AND NOT REPLACED.
- 2 TECHNOLOGY CONTRACTOR SHALL COORDINATE WITH G SERIES SHEETS DEVICE COORDINATION DETAIL. DEVICES ARE TO ALIGN VERTICALLY AND HORIZONTALLY AND FOLLOW THE RULES OF THIS DETAIL CONSISTENTLY. A PRE-INSTALL DEVICE COORDINATION MEETING FOR DEVICE FINISHES AND LAYOUT MAY BE REQUIRED IN THE SPECIFICATION FOR THIS PROJECT.
- 3 REFER TO TECHNOLOGY, ELECTRICAL AND ARCHITECTURAL DETAILS AND ELEVATIONS FOR SYMBOL INFORMATION AND ELEVATION DETAIL.
- 4 DEVICES AND EQUIPMENT SHOWN DASHED OR WITH AN "X" ARE TO BE REMOVED. FIXTURES, DEVICES AND EQUIPMENT SHOWN LIGHTLY OR WITH AN "E" ARE EXISTING TO REMAIN UNDISTURBED.
- 5 DEVICES SHOWN WITH AN "R" ARE EXISTING TO BE REPLACED WITH NEW DEVICE AND COVERPLATE.
- 6 TEMPORARILY SUPPORT EXISTING CEILING DEVICES TO REMAIN IN EXISTING CEILINGS TO BE REPLACED. REINSTALL DEVICES INTO NEW CEILING.
- 7 CONTRACTOR SHALL BE RESPONSIBLE FOR PROJECT PHASING. TEMPORARY WIRING TO KEEP SYSTEMS RUNNING SHALL BE PROVIDED AS REQUIRED WHILE BUILDING IS OCCUPIED BETWEEN PHASES OF CONSTRUCTION.

TECHNOLOGY KEYED NOTES

- 1 REMOVE CAMERA DEVICE AND PROVIDE TO OWNER. RELOCATE EXISTING DATA CABLE TO NEW CAMERA LOCATION. INSTALL NEW ACOUSTIC CEILING TILE (BY OWNER) OR PAINT AND PATCH WALL OR CEILING (MATCH PAINT WITH OWNER) AS APPLICABLE.
- 2 REPLACE EXISTING CAMERA DEVICE WITH NEW DEVICE AT THIS LOCATION AS SPECIFIED. PROVIDE EXISTING DEVICE TO OWNER.
- 3 NEW DEVICE AT THIS LOCATION. RELOCATE EXISTING DATA CABLE FROM ORIGINAL LOCATION AS INDICATED.
- 4 NEW DEVICE AT THIS LOCATION. NEW DATA DROP TO BE PROVIDED BY OTHERS.
- 5 REMOVE CAMERA DEVICE AND PROVIDE TO OWNER. DATA DROP TO BE DEMOLISHED BACK TO SOURCE, BY OTHERS.
- 6 EXISTING DEVICE TO REMAIN.

PPS CAMERA UPGRADES 2021



KEY PLAN
SCALE: NO SCALE

TowerPinkster
 Architecture - Engineering - Interiors
 242 East Kalamazoo Avenue, Suite 100
 Portage, Michigan 49781
 Phone: 616.456.5808 Fax: 269.343.6153
 towerpinkster.com © 2021 ALL RIGHTS RESERVED

PROJECT TITLE: VIDEO SURVEILLANCE UPGRADES 2021
 OWNER: PORTAGE PUBLIC SCHOOLS
 Portage, Michigan
 SHEET NUMBER: T-110G
 DATE: JULY 28, 2021
 SCALE: 1/8" = 1'-0"

ISSUED FOR: _____ DATE: _____
 ADDENDUM 1 - August 03, 2021
 SHEET TITLE: PNHS - LOWER LEVEL TECHNOLOGY PLAN - UNIT G



LOWER LEVEL TECHNOLOGY PLAN - UNIT H
1/8" = 1'-0"

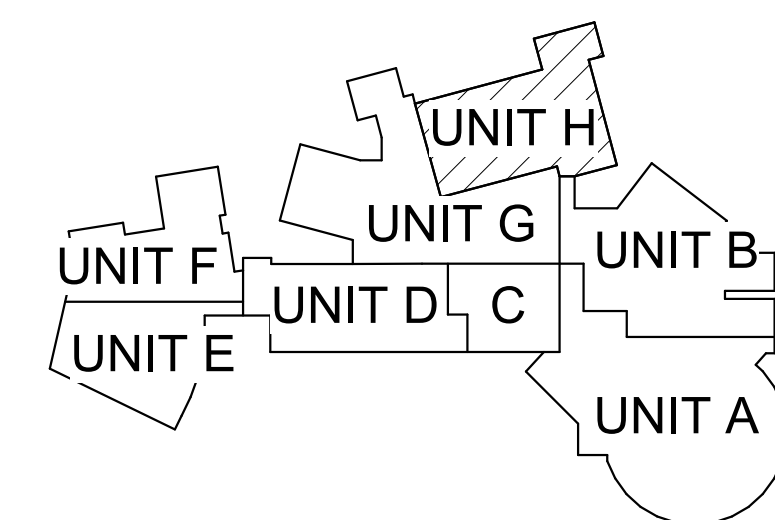
GENERAL TECHNOLOGY NOTES

- 1 TECHNOLOGY CONTRACTOR SHALL BE RESPONSIBLE FOR ALL CUTTING AND PATCHING REQUIRED FOR NEW WORK OR WHERE DEVICES ARE REMOVED AND NOT REPLACED.
- 2 TECHNOLOGY CONTRACTOR SHALL COORDINATE WITH G SERIES SHEETS DEVICE COORDINATION DETAIL. DEVICES ARE TO ALIGN VERTICALLY AND HORIZONTALLY AND FOLLOW THE RULES OF THIS DETAIL CONSISTENTLY. A PRE-INSTALL DEVICE COORDINATION MEETING FOR DEVICE FINISHES AND LAYOUT MAY BE REQUIRED IN THE SPECIFICATION FOR THIS PROJECT.
- 3 REFER TO TECHNOLOGY, ELECTRICAL AND ARCHITECTURAL DETAILS AND ELEVATIONS FOR SYMBOL INFORMATION AND ELEVATION DETAIL.
- 4 DEVICES AND EQUIPMENT SHOWN DASHED OR WITH AN "X" ARE TO BE REMOVED. FIXTURES, DEVICES AND EQUIPMENT SHOWN LIGHTLY OR WITH AN "E" ARE EXISTING TO REMAIN UNDISTURBED.
- 5 DEVICES SHOWN WITH AN "R" ARE EXISTING TO BE REPLACED WITH NEW DEVICE AND COVERPLATE.
- 6 TEMPORARILY SUPPORT EXISTING CEILING DEVICES TO REMAIN IN EXISTING CEILINGS TO BE REPLACED. REINSTALL DEVICES INTO NEW CEILING.
- 7 CONTRACTOR SHALL BE RESPONSIBLE FOR PROJECT PHASING. TEMPORARY WIRING TO KEEP SYSTEMS RUNNING SHALL BE PROVIDED AS REQUIRED WHILE BUILDING IS OCCUPIED BETWEEN PHASES OF CONSTRUCTION.

TECHNOLOGY KEYED NOTES

- 1 REMOVE CAMERA DEVICE AND PROVIDE TO OWNER. RELOCATE EXISTING DATA CABLE TO NEW CAMERA LOCATION. INSTALL NEW ACOUSTIC CEILING TILE (BY OWNER) OR PAINT AND PATCH WALL OR CEILING (MATCH PAINT WITH OWNER) AS APPLICABLE.
- 2 REPLACE EXISTING CAMERA DEVICE WITH NEW DEVICE AT THIS LOCATION AS SPECIFIED. PROVIDE EXISTING DEVICE TO OWNER.
- 3 NEW DEVICE AT THIS LOCATION. RELOCATE EXISTING DATA CABLE FROM ORIGINAL LOCATION AS INDICATED.
- 4 NEW DEVICE AT THIS LOCATION. NEW DATA DROP TO BE PROVIDED BY OTHERS.
- 5 REMOVE CAMERA DEVICE AND PROVIDE TO OWNER. DATA DROP TO BE DEMOLISHED BACK TO SOURCE, BY OTHERS.
- 6 EXISTING DEVICE TO REMAIN.

PPS CAMERA UPGRADES 2021



KEY PLAN
SCALE: NO SCALE

TowerPinkster
Architecture - Engineering - Interiors
242 East Kalamazoo Avenue, Suite 100
Portage, Michigan 49782
Phone: 269.343.6153
Fax: 269.343.6153
towerpinkster.com
© 2021. ALL RIGHTS RESERVED.

ISSUED FOR: _____ DATE: _____

PROJECT TITLE: VIDEO SURVEILLANCE UPGRADES 2021

OWNER: PORTAGE PUBLIC SCHOOLS

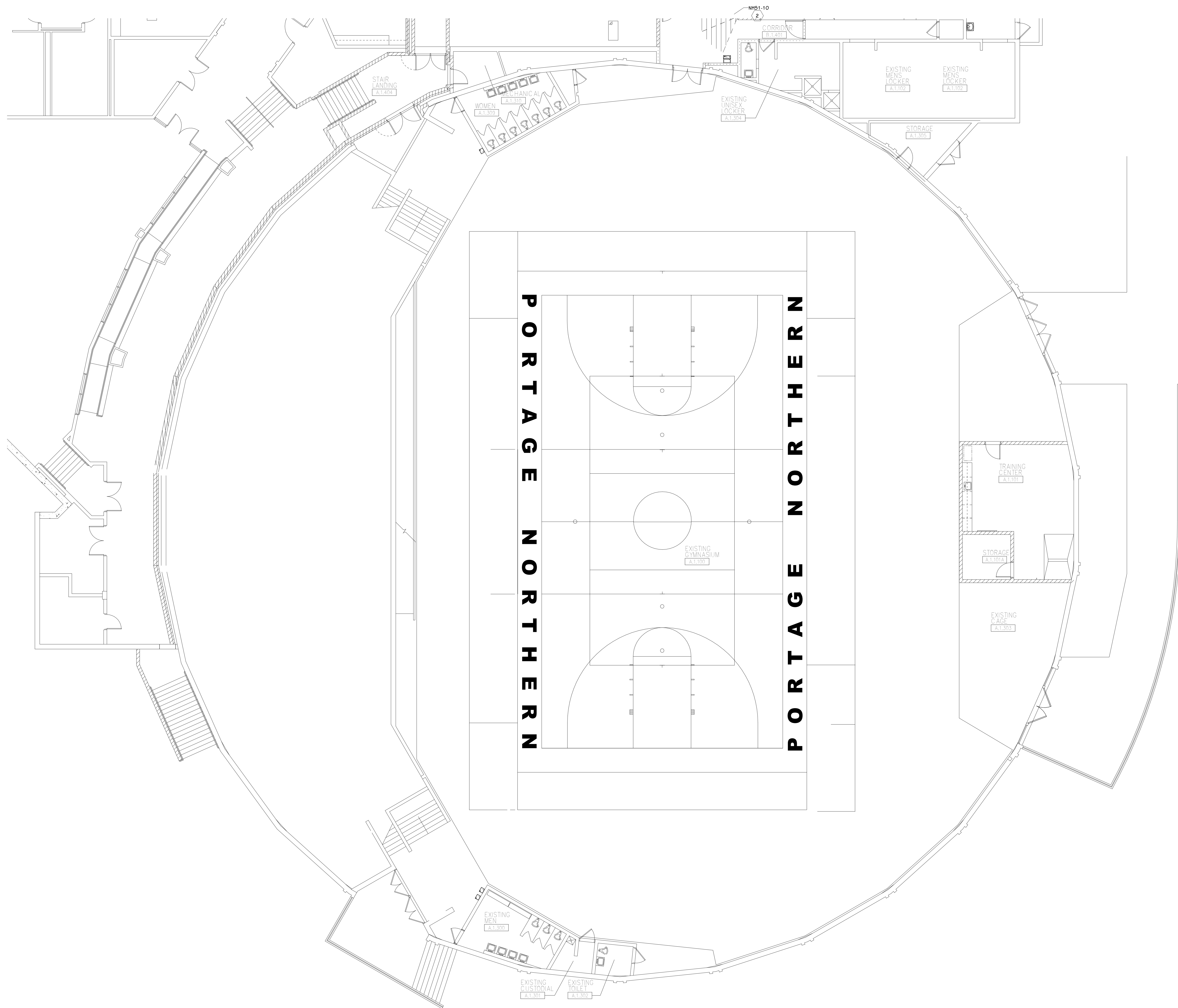
Portage, Michigan

SHEET TITLE: LOWER LEVEL TECHNOLOGY PLAN - UNIT H

DATE: JULY 28, 2021

SHEET NUMBER: T-110H

21-150.00



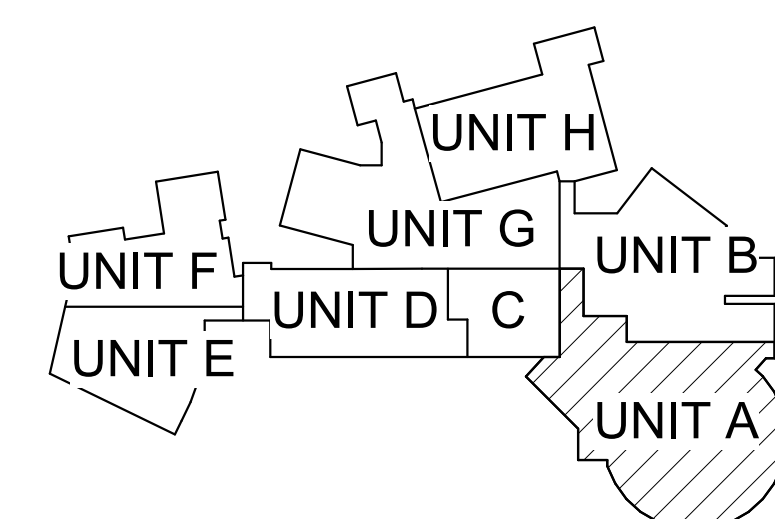
FIRST FLOOR TECHNOLOGY PLAN - UNIT A
1/8" = 1'-0"

GENERAL TECHNOLOGY NOTES

- 1 TECHNOLOGY CONTRACTOR SHALL BE RESPONSIBLE FOR ALL CUTTING AND PATCHING REQUIRED FOR NEW WORK OR WHERE DEVICES ARE REMOVED AND NOT REPLACED.
- 2 TECHNOLOGY CONTRACTOR SHALL COORDINATE WITH G SERIES SHEETS DEVICE COORDINATION DETAIL. DEVICES ARE TO ALIGN VERTICALLY AND HORIZONTALLY AND FOLLOW THE RULES OF THIS DETAIL CONSISTENTLY. A PRE-INSTALL DEVICE COORDINATION MEETING FOR DEVICE FINISHES AND LAYOUT MAY BE REQUIRED IN THE SPECIFICATION FOR THIS PROJECT.
- 3 REFER TO TECHNOLOGY, ELECTRICAL AND ARCHITECTURAL DETAILS AND ELEVATIONS FOR SYMBOL INFORMATION AND ELEVATION DETAIL.
- 4 DEVICES AND EQUIPMENT SHOWN DASHED OR WITH AN "X" ARE TO BE REMOVED. FIXTURES, DEVICES AND EQUIPMENT SHOWN LIGHTLY OR WITH AN "E" ARE EXISTING TO REMAIN UNDISTURBED.
- 5 DEVICES SHOWN WITH AN "R" ARE EXISTING TO BE REPLACED WITH NEW DEVICE AND COVERPLATE.
- 6 TEMPORARILY SUPPORT EXISTING CEILING DEVICES TO REMAIN IN EXISTING CEILINGS TO BE REPLACED. REINSTALL DEVICES INTO NEW CEILING.
- 7 CONTRACTOR SHALL BE RESPONSIBLE FOR PROJECT PHASING. TEMPORARY WIRING TO KEEP SYSTEMS RUNNING SHALL BE PROVIDED AS REQUIRED WHILE BUILDING IS OCCUPIED BETWEEN PHASES OF CONSTRUCTION.

TECHNOLOGY KEYED NOTES

- 1 REMOVE CAMERA DEVICE AND PROVIDE TO OWNER. RELOCATE EXISTING DATA CABLE TO NEW CAMERA LOCATION. INSTALL NEW ACOUSTIC CEILING TILE (BY OWNER) OR PAINT AND PATCH WALL OR CEILING (MATCH PAINT WITH OWNER) AS APPLICABLE.
- 2 REPLACE EXISTING CAMERA DEVICE WITH NEW DEVICE AT THIS LOCATION AS SPECIFIED. PROVIDE EXISTING DEVICE TO OWNER.
- 3 NEW DEVICE AT THIS LOCATION. RELOCATE EXISTING DATA CABLE FROM ORIGINAL LOCATION AS INDICATED.
- 4 NEW DEVICE AT THIS LOCATION. NEW DATA DROP TO BE PROVIDED BY OTHERS.
- 5 REMOVE CAMERA DEVICE AND PROVIDE TO OWNER. DATA DROP TO BE DEMOLISHED BACK TO SOURCE, BY OTHERS.
- 6 EXISTING DEVICE TO REMAIN.



KEY PLAN
SCALE: NO SCALE

ISSUED FOR DATE

PROJECT TITLE
VIDEO SURVEILLANCE UPGRADES 2021

OWNER
PORTAGE PUBLIC SCHOOLS

SHEET TITLE
PNHS - FIRST FLOOR TECHNOLOGY
PLAN - UNIT A

ADDENDUM 1 - August 03, 2021

Portage, Michigan

SHEET NUMBER
T-111A
DATE
JULY 28, 2021
21-150.00



FIRST FLOOR TECHNOLOGY PLAN - UNIT B
1/8" = 1'-0"

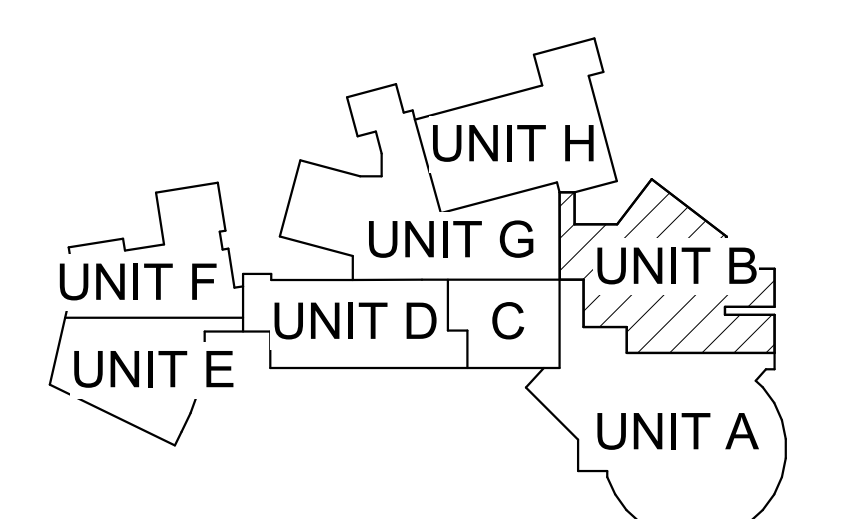
GENERAL TECHNOLOGY NOTES

- 1 TECHNOLOGY CONTRACTOR SHALL BE RESPONSIBLE FOR ALL CUTTING AND PATCHING REQUIRED FOR NEW WORK OR WHERE DEVICES ARE REMOVED AND NOT REPLACED.
- 2 TECHNOLOGY CONTRACTOR SHALL COORDINATE WITH G SERIES SHEETS DEVICE COORDINATION DETAIL. DEVICES ARE TO ALIGN VERTICALLY AND HORIZONTALLY AND FOLLOW THE RULES OF THIS DETAIL CONSISTENTLY. A PRE-INSTALL DEVICE COORDINATION MEETING FOR DEVICE FINISHES AND LAYOUT MAY BE REQUIRED IN THE SPECIFICATION FOR THIS PROJECT.
- 3 REFER TO TECHNOLOGY, ELECTRICAL AND ARCHITECTURAL DETAILS AND ELEVATIONS FOR SYMBOL INFORMATION AND ELEVATION DETAIL.
- 4 DEVICES AND EQUIPMENT SHOWN DASHED OR WITH AN "X" ARE TO BE REMOVED. FIXTURES, DEVICES AND EQUIPMENT SHOWN LIGHTLY OR WITH AN "E" ARE EXISTING TO REMAIN UNDISTURBED.
- 5 DEVICES SHOWN WITH AN "R" ARE EXISTING TO BE REPLACED WITH NEW DEVICE AND COVERPLATE.
- 6 TEMPORARILY SUPPORT EXISTING CEILING DEVICES TO REMAIN IN EXISTING CEILINGS TO BE REPLACED. REINSTALL DEVICES INTO NEW CEILING.
- 7 CONTRACTOR SHALL BE RESPONSIBLE FOR PROJECT PHASING. TEMPORARY WIRING TO KEEP SYSTEMS RUNNING SHALL BE PROVIDED AS REQUIRED WHILE BUILDING IS OCCUPIED BETWEEN PHASES OF CONSTRUCTION.

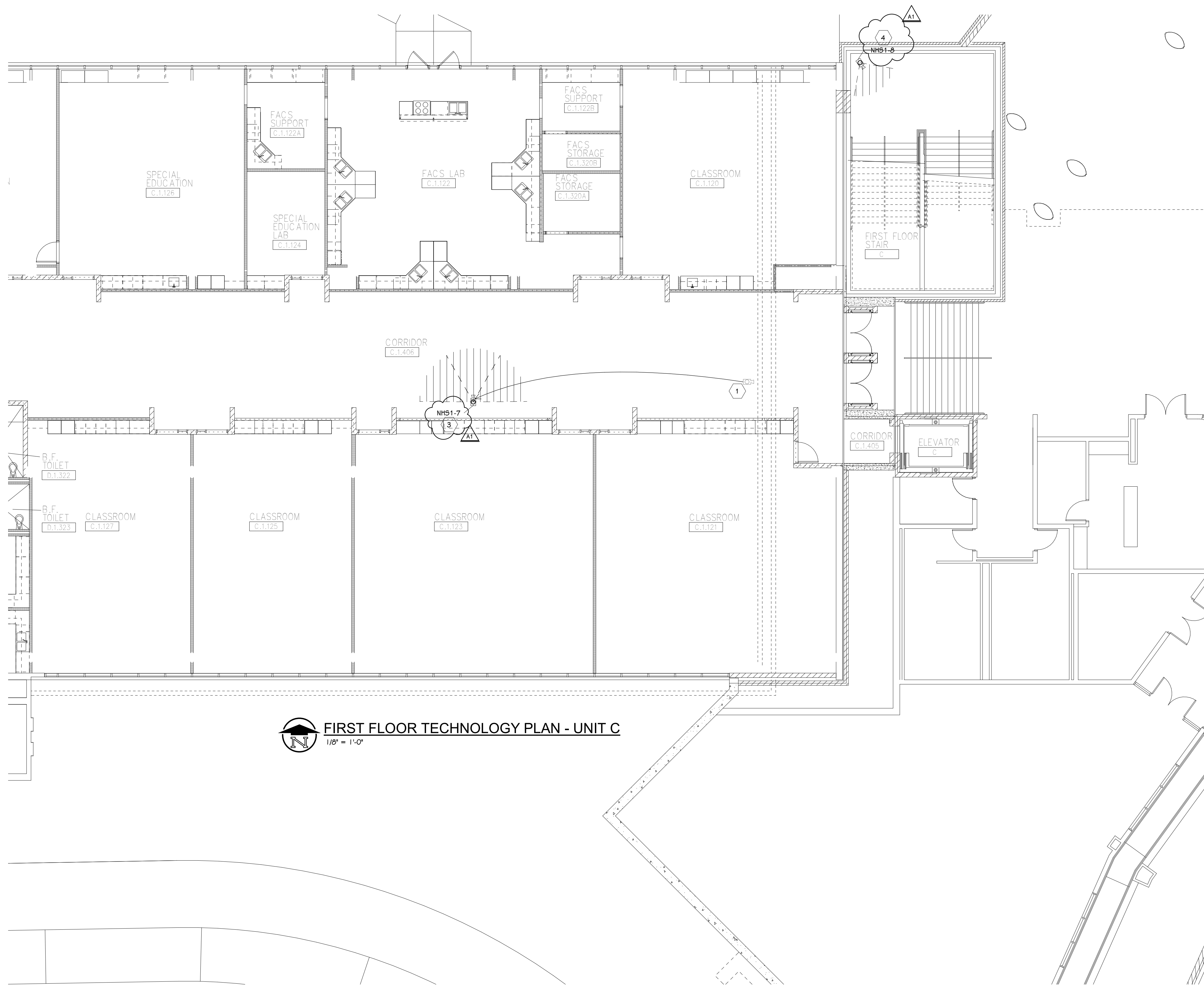
TECHNOLOGY KEYED NOTES

- 1 REMOVE CAMERA DEVICE AND PROVIDE TO OWNER. RELOCATE EXISTING DATA CABLE TO NEW CAMERA LOCATION. INSTALL NEW ACOUSTIC CEILING TILE (BY OWNER) OR PAINT AND PATCH WALL OR CEILING (MATCH PAINT WITH OWNER) AS APPLICABLE.
- 2 REPLACE EXISTING CAMERA DEVICE WITH NEW DEVICE AT THIS LOCATION AS SPECIFIED. PROVIDE EXISTING DEVICE TO OWNER.
- 3 NEW DEVICE AT THIS LOCATION. RELOCATE EXISTING DATA CABLE FROM ORIGINAL LOCATION AS INDICATED.
- 4 NEW DEVICE AT THIS LOCATION. NEW DATA DROP TO BE PROVIDED BY OTHERS.
- 5 REMOVE CAMERA DEVICE AND PROVIDE TO OWNER. DATA DROP TO BE DEMOLISHED BACK TO SOURCE, BY OTHERS.
- 6 EXISTING DEVICE TO REMAIN.

PPS CAMERA UPGRADES 2021



KEY PLAN
SCALE: NO SCALE



FIRST FLOOR TECHNOLOGY PLAN - UNIT C
1/8" = 1'-0"

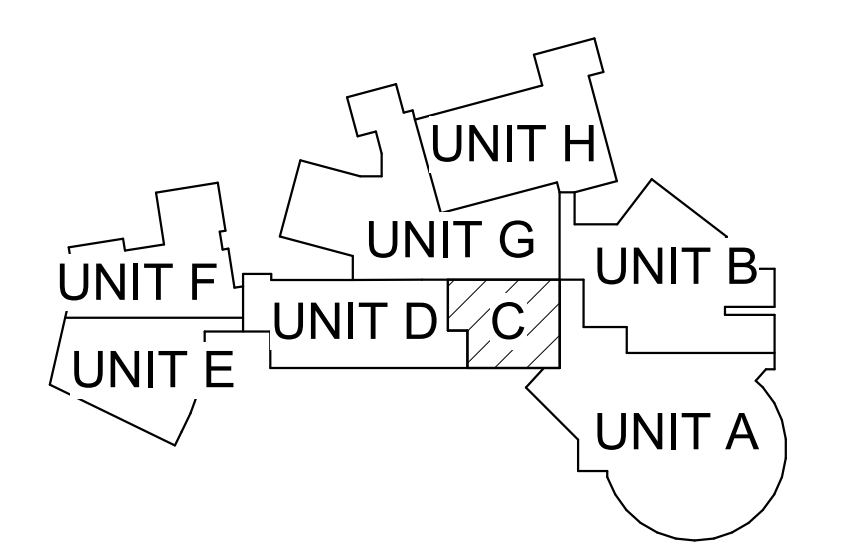
GENERAL TECHNOLOGY NOTES

1. TECHNOLOGY CONTRACTOR SHALL BE RESPONSIBLE FOR ALL CUTTING AND PATCHING REQUIRED FOR NEW WORK OR WHERE DEVICES ARE REMOVED AND NOT REPLACED.
2. TECHNOLOGY CONTRACTOR SHALL COORDINATE WITH G SERIES SHEETS DEVICE COORDINATION DETAIL. DEVICES ARE TO ALIGN VERTICALLY AND HORIZONTALLY AND FOLLOW THE RULES OF THIS DETAIL CONSISTENTLY. A PRE-INSTALL DEVICE COORDINATION MEETING FOR DEVICE FINISHES AND LAYOUT MAY BE REQUIRED IN THE SPECIFICATION FOR THIS PROJECT.
3. REFER TO TECHNOLOGY, ELECTRICAL AND ARCHITECTURAL DETAILS AND ELEVATIONS FOR SYMBOL INFORMATION AND ELEVATION DETAIL.
4. DEVICES AND EQUIPMENT SHOWN DASHED OR WITH AN "X" ARE TO BE REMOVED. FIXTURES, DEVICES AND EQUIPMENT SHOWN LIGHTLY OR WITH AN "E" ARE EXISTING TO REMAIN UNDISTURBED.
5. DEVICES SHOWN WITH AN "R" ARE EXISTING TO BE REPLACED WITH NEW DEVICE AND COVERPLATE.
6. TEMPORARILY SUPPORT EXISTING CEILING DEVICES TO REMAIN IN EXISTING CEILINGS TO BE REPLACED. REINSTALL DEVICES INTO NEW CEILING.
7. CONTRACTOR SHALL BE RESPONSIBLE FOR PROJECT PHASING. TEMPORARY WIRING TO KEEP SYSTEMS RUNNING SHALL BE PROVIDED AS REQUIRED WHILE BUILDING IS OCCUPIED BETWEEN PHASES OF CONSTRUCTION.

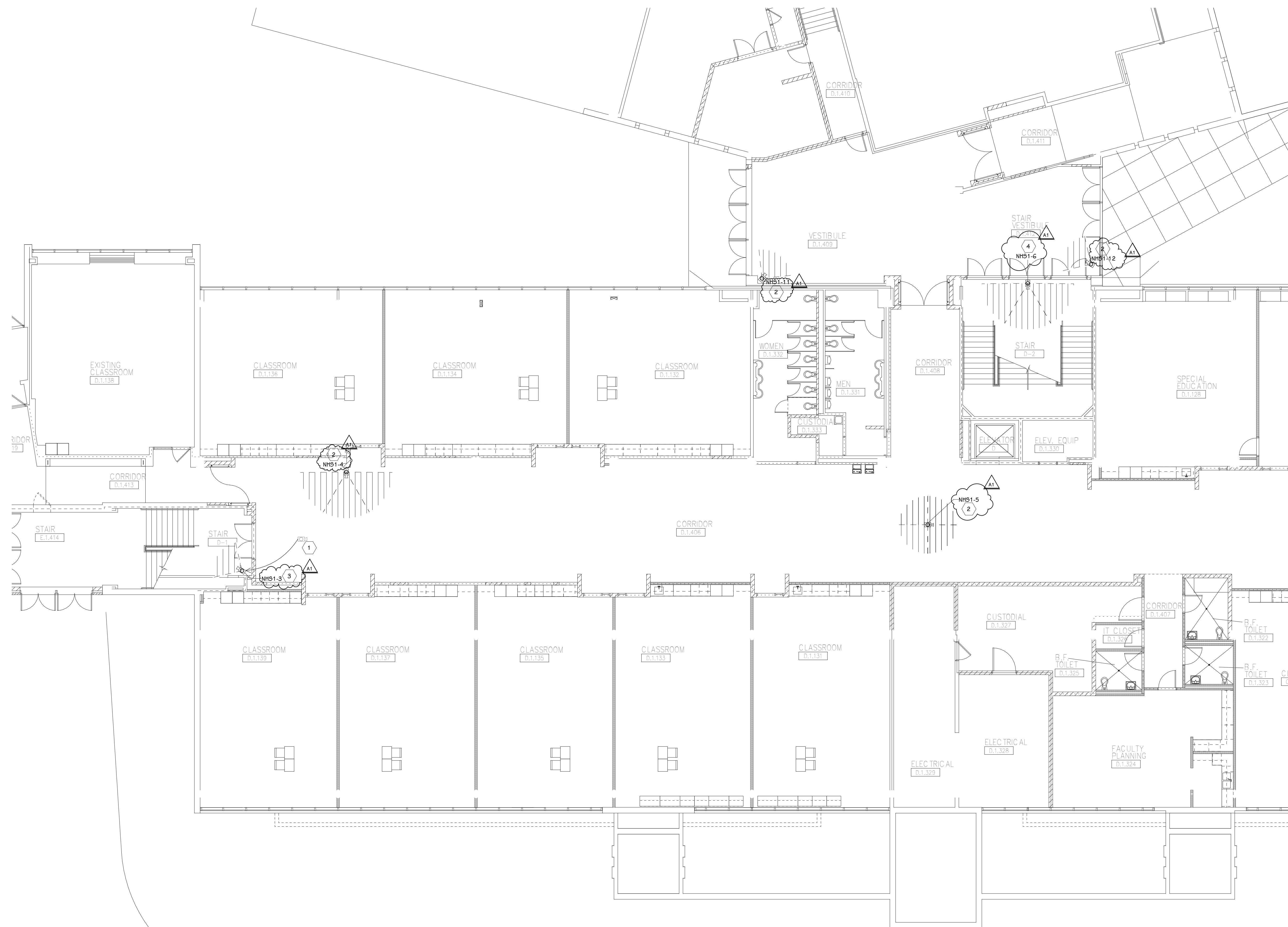
TECHNOLOGY KEYED NOTES

1. REMOVE CAMERA DEVICE AND PROVIDE TO OWNER. RELOCATE EXISTING DATA CABLE TO NEW CAMERA LOCATION. INSTALL NEW ACOUSTIC CEILING TILE (BY OWNER) OR PAINT AND PATCH WALL OR CEILING (MATCH PAINT WITH OWNER) AS APPLICABLE.
2. REPLACE EXISTING CAMERA DEVICE WITH NEW DEVICE AT THIS LOCATION AS SPECIFIED. PROVIDE EXISTING DEVICE TO OWNER.
3. NEW DEVICE AT THIS LOCATION. RELOCATE EXISTING DATA CABLE FROM ORIGINAL LOCATION AS INDICATED.
4. NEW DEVICE AT THIS LOCATION. NEW DATA DROP TO BE PROVIDED BY OTHERS.
5. REMOVE CAMERA DEVICE AND PROVIDE TO OWNER. DATA DROP TO BE DEMOLISHED BACK TO SOURCE, BY OTHERS.
6. EXISTING DEVICE TO REMAIN.

PPS CAMERA UPGRADES 2021



KEY PLAN
SCALE: NO SCALE



FIRST FLOOR TECHNOLOGY PLAN - UNIT D
1/8" = 1'-0"

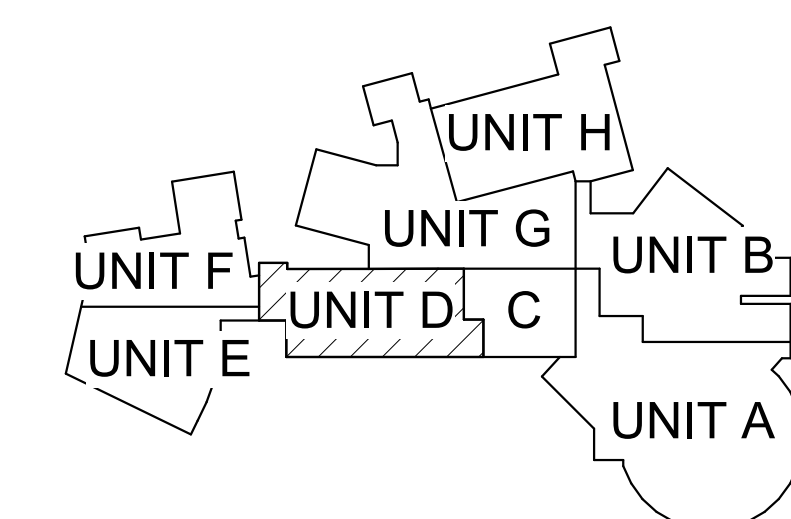
GENERAL TECHNOLOGY NOTES

- 1 TECHNOLOGY CONTRACTOR SHALL BE RESPONSIBLE FOR ALL CUTTING AND PATCHING REQUIRED FOR NEW WORK OR WHERE DEVICES ARE REMOVED AND NOT REPLACED.
- 2 TECHNOLOGY CONTRACTOR SHALL COORDINATE WITH G SERIES SHEETS DEVICE COORDINATION DETAIL. DEVICES ARE TO ALIGN VERTICALLY AND HORIZONTALLY AND FOLLOW THE RULES OF THIS DETAIL CONSISTENTLY. A PRE-INSTALL DEVICE COORDINATION MEETING FOR DEVICE FINISHES AND LAYOUT MAY BE REQUIRED IN THE SPECIFICATION FOR THIS PROJECT.
- 3 REFER TO TECHNOLOGY, ELECTRICAL AND ARCHITECTURAL DETAILS AND ELEVATIONS FOR SYMBOL INFORMATION AND ELEVATION DETAIL.
- 4 DEVICES AND EQUIPMENT SHOWN DASHED OR WITH AN "X" ARE TO BE REMOVED. FIXTURES, DEVICES AND EQUIPMENT SHOWN LIGHTLY OR WITH AN "E" ARE EXISTING TO REMAIN UNDISTURBED.
- 5 DEVICES SHOWN WITH AN "R" ARE EXISTING TO BE REPLACED WITH NEW DEVICE AND COVERPLATE.
- 6 TEMPORARILY SUPPORT EXISTING CEILING DEVICES TO REMAIN IN EXISTING CEILINGS TO BE REPLACED. REINSTALL DEVICES INTO NEW CEILING.
- 7 CONTRACTOR SHALL BE RESPONSIBLE FOR PROJECT PHASING. TEMPORARY WIRING TO KEEP SYSTEMS RUNNING SHALL BE PROVIDED AS REQUIRED WHILE BUILDING IS OCCUPIED BETWEEN PHASES OF CONSTRUCTION.

TECHNOLOGY KEYED NOTES

- 1 REMOVE CAMERA DEVICE AND PROVIDE TO OWNER. RELOCATE EXISTING DATA CABLE TO NEW CAMERA LOCATION. INSTALL NEW ACOUSTIC CEILING TILE (BY OWNER) OR PAINT AND PATCH WALL OR CEILING (MATCH PAINT WITH OWNER) AS APPLICABLE.
- 2 REPLACE EXISTING CAMERA DEVICE WITH NEW DEVICE AT THIS LOCATION AS SPECIFIED. PROVIDE EXISTING DEVICE TO OWNER.
- 3 NEW DEVICE AT THIS LOCATION. RELOCATE EXISTING DATA CABLE FROM ORIGINAL LOCATION AS INDICATED.
- 4 NEW DEVICE AT THIS LOCATION. NEW DATA DROP TO BE PROVIDED BY OTHERS.
- 5 REMOVE CAMERA DEVICE AND PROVIDE TO OWNER. DATA DROP TO BE DEMOLISHED BACK TO SOURCE, BY OTHERS.
- 6 EXISTING DEVICE TO REMAIN.

PPS CAMERA UPGRADES 2021



KEY PLAN
SCALE: NO SCALE

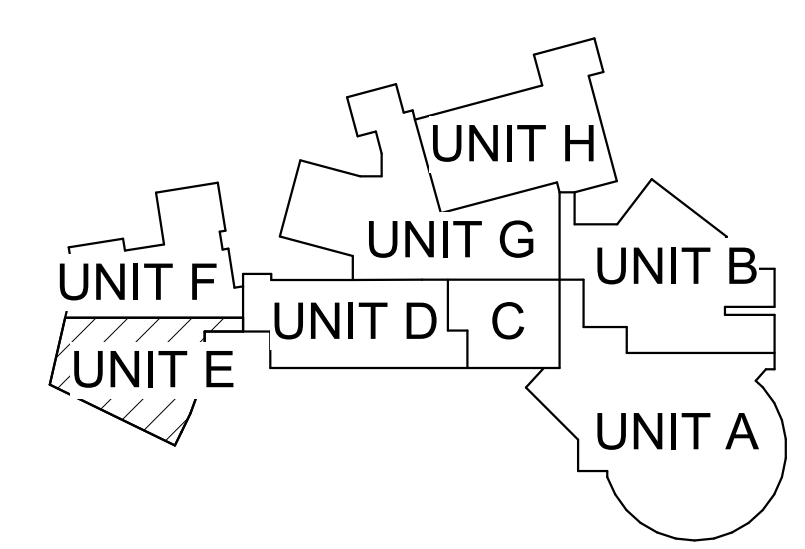
GENERAL TECHNOLOGY NOTES

- 1 TECHNOLOGY CONTRACTOR SHALL BE RESPONSIBLE FOR ALL CUTTING AND PATCHING REQUIRED FOR NEW WORK OR WHERE DEVICES ARE REMOVED AND NOT REPLACED.
- 2 TECHNOLOGY CONTRACTOR SHALL COORDINATE WITH G SERIES SHEETS DEVICE COORDINATION DETAIL. DEVICES ARE TO ALIGN VERTICALLY AND HORIZONTALLY AND FOLLOW THE RULES OF THIS DETAIL CONSISTENTLY. A PRE-INSTALL DEVICE COORDINATION MEETING FOR DEVICE FINISHES AND LAYOUT MAY BE REQUIRED IN THE SPECIFICATION FOR THIS PROJECT.
- 3 REFER TO TECHNOLOGY, ELECTRICAL AND ARCHITECTURAL DETAILS AND ELEVATIONS FOR SYMBOL INFORMATION AND ELEVATION DETAIL.
- 4 DEVICES AND EQUIPMENT SHOWN DASHED OR WITH AN "X" ARE TO BE REMOVED. FIXTURES, DEVICES AND EQUIPMENT SHOWN LIGHTLY OR WITH AN "E" ARE EXISTING TO REMAIN UNDISTURBED.
- 5 DEVICES SHOWN WITH AN "R" ARE EXISTING TO BE REPLACED WITH NEW DEVICE AND COVERPLATE.
- 6 TEMPORARILY SUPPORT EXISTING CEILING DEVICES TO REMAIN IN EXISTING CEILINGS TO BE REPLACED. REINSTALL DEVICES INTO NEW CEILING.
- 7 CONTRACTOR SHALL BE RESPONSIBLE FOR PROJECT PHASING. TEMPORARY WIRING TO KEEP SYSTEMS RUNNING SHALL BE PROVIDED AS REQUIRED WHILE BUILDING IS OCCUPIED BETWEEN PHASES OF CONSTRUCTION.

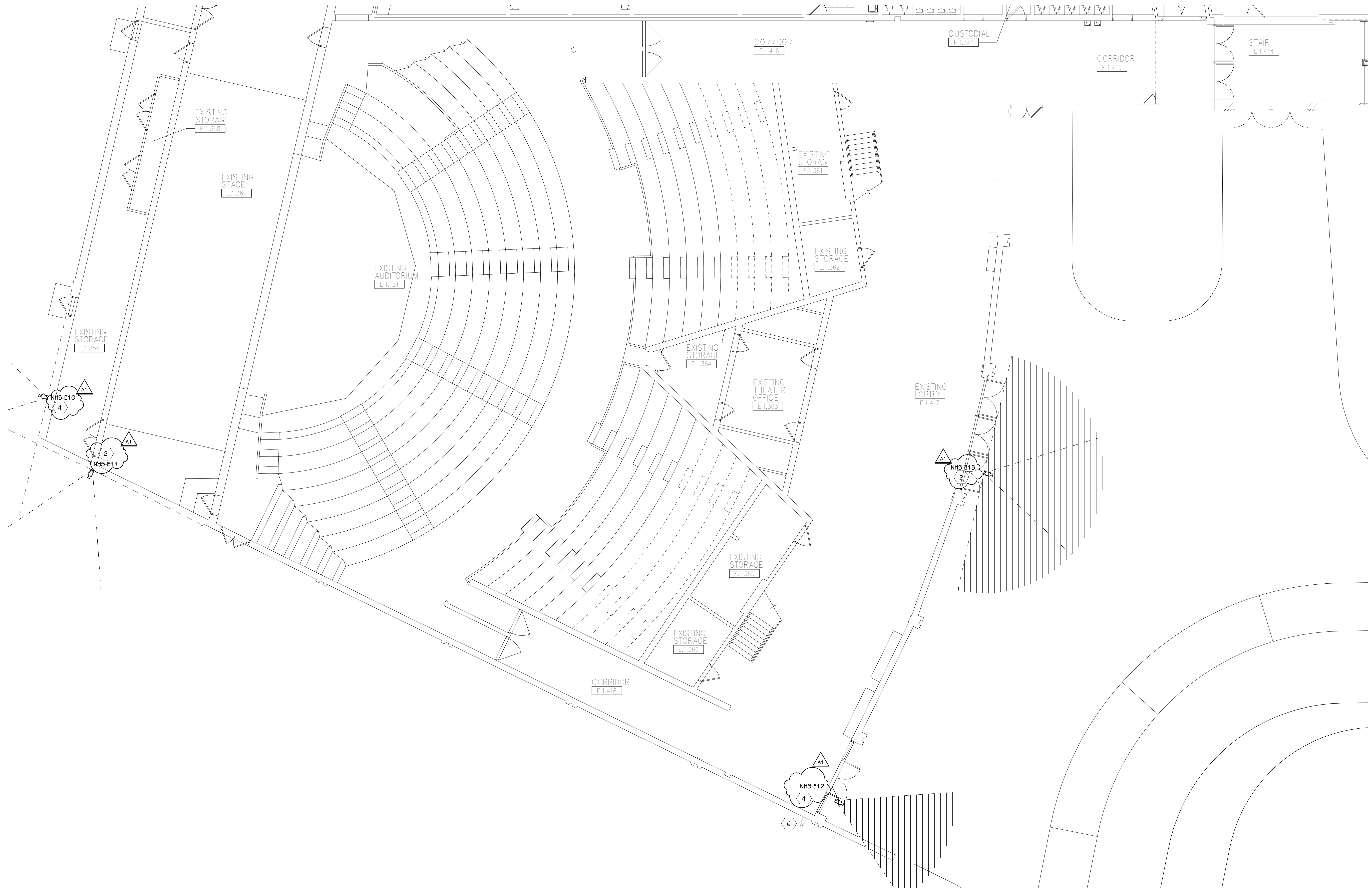
TECHNOLOGY KEYED NOTES

- 1 REMOVE CAMERA DEVICE AND PROVIDE TO OWNER. RELOCATE EXISTING DATA CABLE TO NEW CAMERA LOCATION. INSTALL NEW ACOUSTIC CEILING TILE (BY OWNER) OR PAINT AND PATCH WALL OR CEILING (MATCH PAINT WITH OWNER) AS APPLICABLE.
- 2 REPLACE EXISTING CAMERA DEVICE WITH NEW DEVICE AT THIS LOCATION AS SPECIFIED. PROVIDE EXISTING DEVICE TO OWNER.
- 3 NEW DEVICE AT THIS LOCATION. RELOCATE EXISTING DATA CABLE FROM ORIGINAL LOCATION AS INDICATED.
- 4 NEW DEVICE AT THIS LOCATION. NEW DATA DROP TO BE PROVIDED BY OTHERS.
- 5 REMOVE CAMERA DEVICE AND PROVIDE TO OWNER. DATA DROP TO BE DEMOLISHED BACK TO SOURCE, BY OTHERS.
- 6 EXISTING DEVICE TO REMAIN.

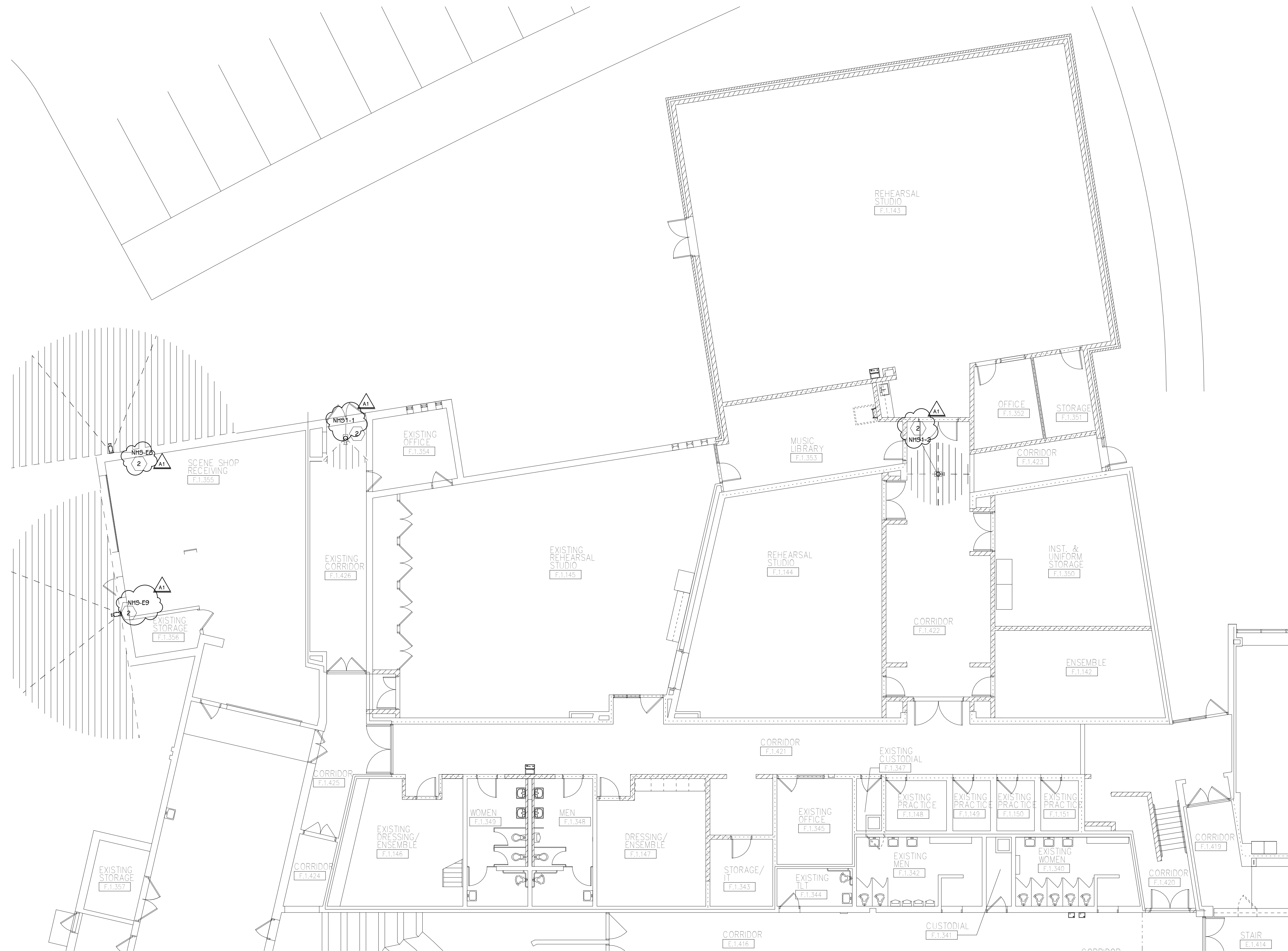
PPS CAMERA UPGRADES 2021



KEY PLAN
SCALE: NO SCALE



FIRST FLOOR TECHNOLOGY PLAN - UNIT E
1/8" = 1'-0"



FIRST FLOOR TECHNOLOGY PLAN - UNIT F
1/8" = 1'-0"

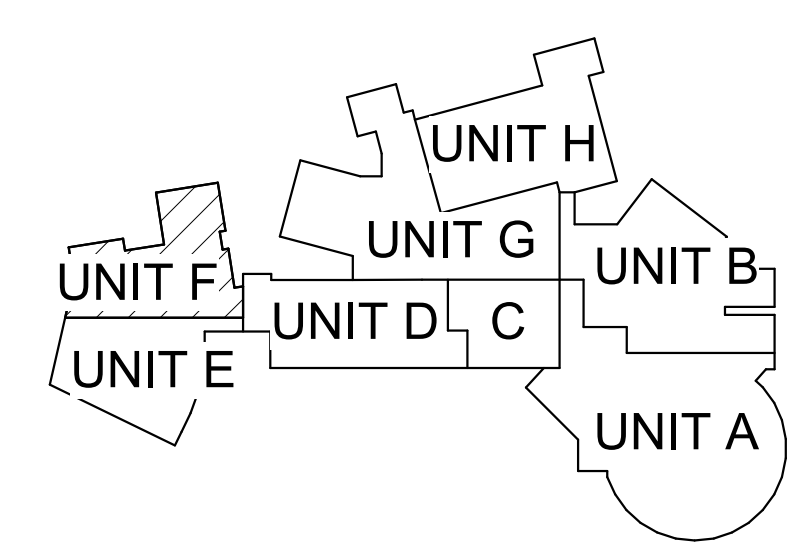
GENERAL TECHNOLOGY NOTES

1. TECHNOLOGY CONTRACTOR SHALL BE RESPONSIBLE FOR ALL CUTTING AND PATCHING REQUIRED FOR NEW WORK OR WHERE DEVICES ARE REMOVED AND NOT REPLACED.
2. TECHNOLOGY CONTRACTOR SHALL COORDINATE WITH G SERIES SHEETS DEVICE COORDINATION DETAIL. DEVICES ARE TO ALIGN VERTICALLY AND HORIZONTALLY AND FOLLOW THE RULES OF THIS DETAIL CONSISTENTLY. A PRE-INSTALL DEVICE COORDINATION MEETING FOR DEVICE FINISHES AND LAYOUT MAY BE REQUIRED IN THE SPECIFICATION FOR THIS PROJECT.
3. REFER TO TECHNOLOGY, ELECTRICAL AND ARCHITECTURAL DETAILS AND ELEVATIONS FOR SYMBOL INFORMATION AND ELEVATION DETAIL.
4. DEVICES AND EQUIPMENT SHOWN DASHED OR WITH AN "X" ARE TO BE REMOVED. FIXTURES, DEVICES AND EQUIPMENT SHOWN LIGHTLY OR WITH AN "E" ARE EXISTING TO REMAIN UNDISTURBED.
5. DEVICES SHOWN WITH AN "R" ARE EXISTING TO BE REPLACED WITH NEW DEVICE AND COVERPLATE.
6. TEMPORARILY SUPPORT EXISTING CEILING DEVICES TO REMAIN IN EXISTING CEILINGS TO BE REPLACED. REINSTALL DEVICES INTO NEW CEILING.
7. CONTRACTOR SHALL BE RESPONSIBLE FOR PROJECT PHASING. TEMPORARY WIRING TO KEEP SYSTEMS RUNNING SHALL BE PROVIDED AS REQUIRED WHILE BUILDING IS OCCUPIED BETWEEN PHASES OF CONSTRUCTION.

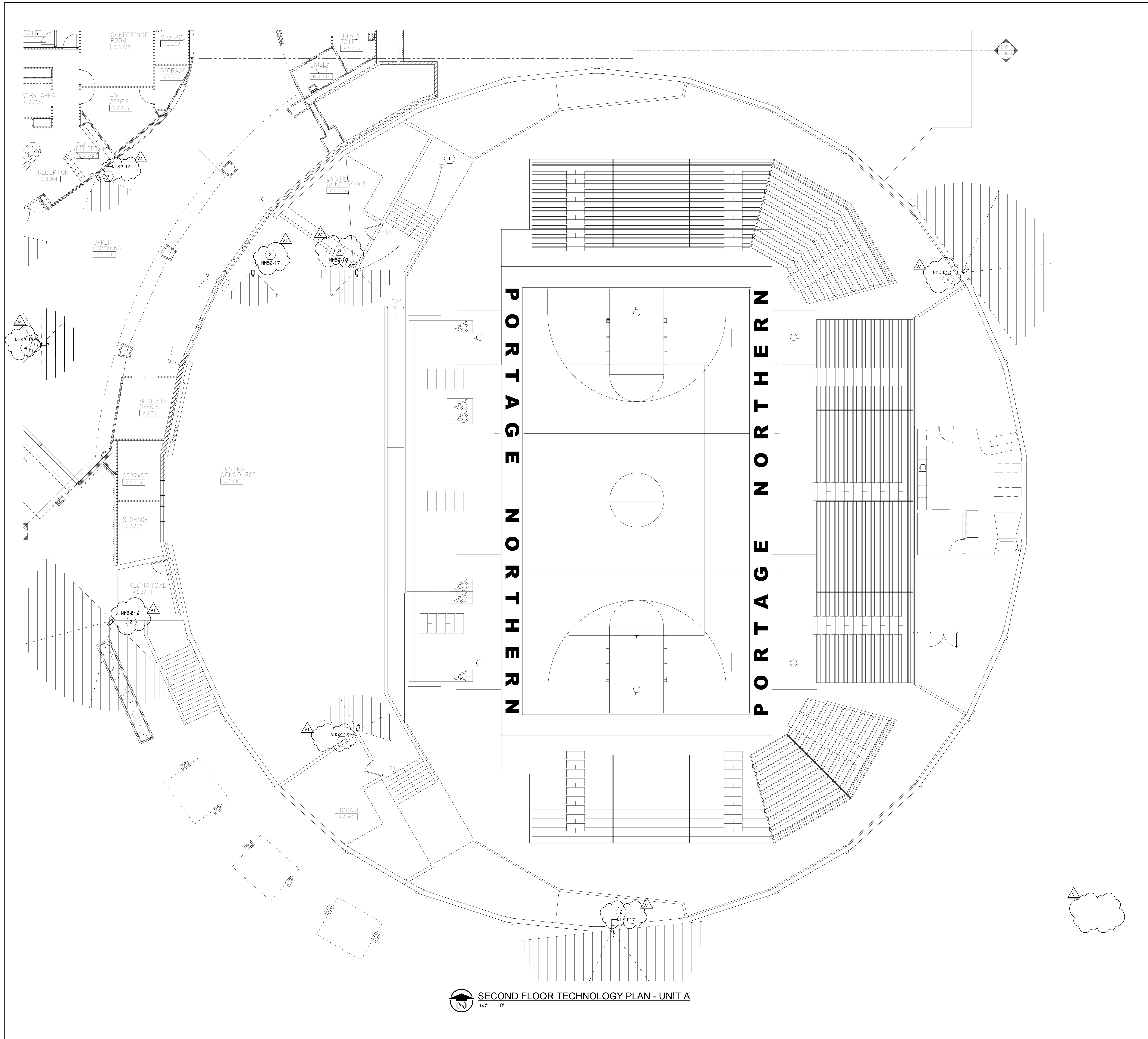
TECHNOLOGY KEYED NOTES

1. REMOVE CAMERA DEVICE AND PROVIDE TO OWNER. RELOCATE EXISTING DATA CABLE TO NEW CAMERA LOCATION. INSTALL NEW ACOUSTIC CEILING TILE (BY OWNER) OR PAINT AND PATCH WALL OR CEILING (MATCH PAINT WITH OWNER) AS APPLICABLE.
2. REPLACE EXISTING CAMERA DEVICE WITH NEW DEVICE AT THIS LOCATION AS SPECIFIED. PROVIDE EXISTING DEVICE TO OWNER.
3. NEW DEVICE AT THIS LOCATION. RELOCATE EXISTING DATA CABLE FROM ORIGINAL LOCATION AS INDICATED.
4. NEW DEVICE AT THIS LOCATION. NEW DATA DROP TO BE PROVIDED BY OTHERS.
5. REMOVE CAMERA DEVICE AND PROVIDE TO OWNER. DATA DROP TO BE DEMOLISHED BACK TO SOURCE, BY OTHERS.
6. EXISTING DEVICE TO REMAIN.

PPS CAMERA UPGRADES 2021



KEY PLAN
SCALE: NO SCALE



SECOND FLOOR TECHNOLOGY PLAN - UNIT A
1/8" = 1'-0"

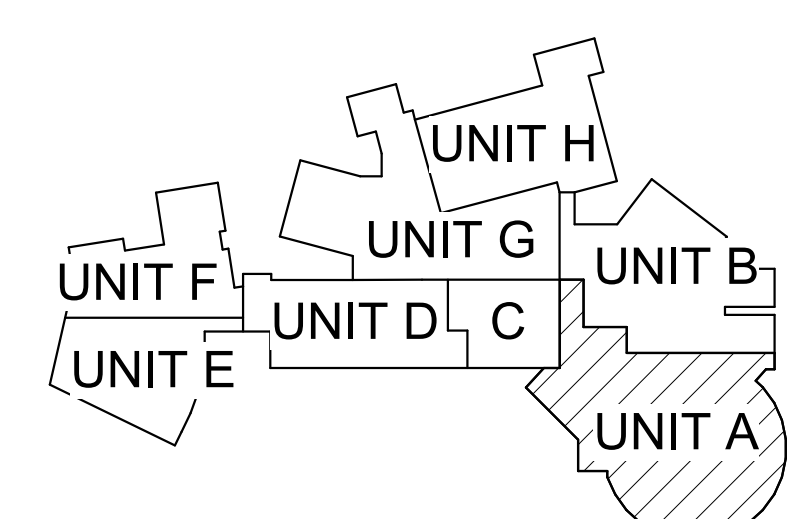
GENERAL TECHNOLOGY NOTES

1. TECHNOLOGY CONTRACTOR SHALL BE RESPONSIBLE FOR ALL CUTTING AND PATCHING REQUIRED FOR NEW WORK OR WHERE DEVICES ARE REMOVED AND NOT REPLACED.
2. TECHNOLOGY CONTRACTOR SHALL COORDINATE WITH G SERIES SHEETS DEVICE COORDINATION DETAIL. DEVICES ARE TO ALIGN VERTICALLY AND HORIZONTALLY AND FOLLOW THE RULES OF THIS DETAIL CONSISTENTLY. A PRE-INSTALL DEVICE COORDINATION MEETING FOR DEVICE FINISHES AND LAYOUT MAY BE REQUIRED IN THE SPECIFICATION FOR THIS PROJECT.
3. REFER TO TECHNOLOGY, ELECTRICAL AND ARCHITECTURAL DETAILS AND ELEVATIONS FOR SYMBOL INFORMATION AND ELEVATION DETAIL.
4. DEVICES AND EQUIPMENT SHOWN DASHED OR WITH AN "X" ARE TO BE REMOVED. FIXTURES, DEVICES AND EQUIPMENT SHOWN LIGHTLY OR WITH AN "E" ARE EXISTING TO REMAIN UNDISTURBED.
5. DEVICES SHOWN WITH AN "R" ARE EXISTING TO BE REPLACED WITH NEW DEVICE AND COVERPLATE.
6. TEMPORARILY SUPPORT EXISTING CEILING DEVICES TO REMAIN IN EXISTING CEILINGS TO BE REPLACED. REINSTALL DEVICES INTO NEW CEILING.
7. CONTRACTOR SHALL BE RESPONSIBLE FOR PROJECT PHASING. TEMPORARY WIRING TO KEEP SYSTEMS RUNNING SHALL BE PROVIDED AS REQUIRED WHILE BUILDING IS OCCUPIED BETWEEN PHASES OF CONSTRUCTION.

TECHNOLOGY KEYED NOTES

1. REMOVE CAMERA DEVICE AND PROVIDE TO OWNER. RELOCATE EXISTING DATA CABLE TO NEW CAMERA LOCATION. INSTALL NEW ACOUSTIC CEILING TILE (BY OWNER) OR PAINT AND PATCH WALL OR CEILING (MATCH PAINT WITH OWNER) AS APPLICABLE.
2. REPLACE EXISTING CAMERA DEVICE WITH NEW DEVICE AT THIS LOCATION AS SPECIFIED. PROVIDE EXISTING DEVICE TO OWNER.
3. NEW DEVICE AT THIS LOCATION. RELOCATE EXISTING DATA CABLE FROM ORIGINAL LOCATION AS INDICATED.
4. NEW DEVICE AT THIS LOCATION. NEW DATA DROP TO BE PROVIDED BY OTHERS.
5. REMOVE CAMERA DEVICE AND PROVIDE TO OWNER. DATA DROP TO BE DEMOLISHED BACK TO SOURCE, BY OTHERS.
6. EXISTING DEVICE TO REMAIN.

PPS CAMERA UPGRADES 2021



KEY PLAN
SCALE: NO SCALE



SECOND FLOOR TECHNOLOGY PLAN - UNIT B
 1/8" = 1'-0"

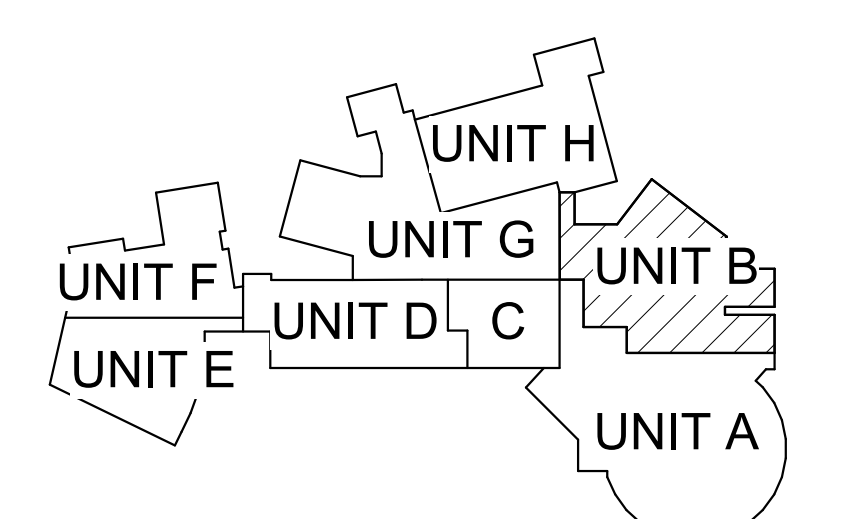
GENERAL TECHNOLOGY NOTES

1. TECHNOLOGY CONTRACTOR SHALL BE RESPONSIBLE FOR ALL CUTTING AND PATCHING REQUIRED FOR NEW WORK OR WHERE DEVICES ARE REMOVED AND NOT REPLACED.
2. TECHNOLOGY CONTRACTOR SHALL COORDINATE WITH G SERIES SHEETS DEVICE COORDINATION DETAIL. DEVICES ARE TO ALIGN VERTICALLY AND HORIZONTALLY AND FOLLOW THE RULES OF THIS DETAIL CONSISTENTLY. A PRE-INSTALL DEVICE COORDINATION MEETING FOR DEVICE FINISHES AND LAYOUT MAY BE REQUIRED IN THE SPECIFICATION FOR THIS PROJECT.
3. REFER TO TECHNOLOGY, ELECTRICAL AND ARCHITECTURAL DETAILS AND ELEVATIONS FOR SYMBOL INFORMATION AND ELEVATION DETAIL.
4. DEVICES AND EQUIPMENT SHOWN DASHED OR WITH AN "X" ARE TO BE REMOVED. FIXTURES, DEVICES AND EQUIPMENT SHOWN LIGHTLY OR WITH AN "E" ARE EXISTING TO REMAIN UNDISTURBED.
5. DEVICES SHOWN WITH AN "R" ARE EXISTING TO BE REPLACED WITH NEW DEVICE AND COVERPLATE.
6. TEMPORARILY SUPPORT EXISTING CEILING DEVICES TO REMAIN IN EXISTING CEILINGS TO BE REPLACED. REINSTALL DEVICES INTO NEW CEILING.
7. CONTRACTOR SHALL BE RESPONSIBLE FOR PROJECT PHASING. TEMPORARY WIRING TO KEEP SYSTEMS RUNNING SHALL BE PROVIDED AS REQUIRED WHILE BUILDING IS OCCUPIED BETWEEN PHASES OF CONSTRUCTION.

TECHNOLOGY KEYED NOTES

1. REMOVE CAMERA DEVICE AND PROVIDE TO OWNER. RELOCATE EXISTING DATA CABLE TO NEW CAMERA LOCATION. INSTALL NEW ACOUSTIC CEILING TILE (BY OWNER) OR PAINT AND PATCH WALL OR CEILING (MATCH PAINT WITH OWNER) AS APPLICABLE.
2. REPLACE EXISTING CAMERA DEVICE WITH NEW DEVICE AT THIS LOCATION AS SPECIFIED. PROVIDE EXISTING DEVICE TO OWNER.
3. NEW DEVICE AT THIS LOCATION. RELOCATE EXISTING DATA CABLE FROM ORIGINAL LOCATION AS INDICATED.
4. NEW DEVICE AT THIS LOCATION. NEW DATA DROP TO BE PROVIDED BY OTHERS.
5. REMOVE CAMERA DEVICE AND PROVIDE TO OWNER. DATA DROP TO BE DEMOLISHED BACK TO SOURCE, BY OTHERS.
6. EXISTING DEVICE TO REMAIN.

PPS CAMERA UPGRADES 2021



KEY PLAN
 SCALE: NO SCALE

TowerPinkster
 Architecture · Engineering · Interiors
 242 East Kalamazoo Avenue, Suite 100
 Portage, Michigan 49782
 Phone: 269.343.8153
 Fax: 269.343.8153
 towerpinkster.com
 © 2021. ALL RIGHTS RESERVED.

ADDENDUM #1 08-03-2021
 ISSUED FOR DATE

PROJECT TITLE
 VIDEO SURVEILLANCE UPGRADES 2021

OWNER
 PORTAGE PUBLIC SCHOOLS

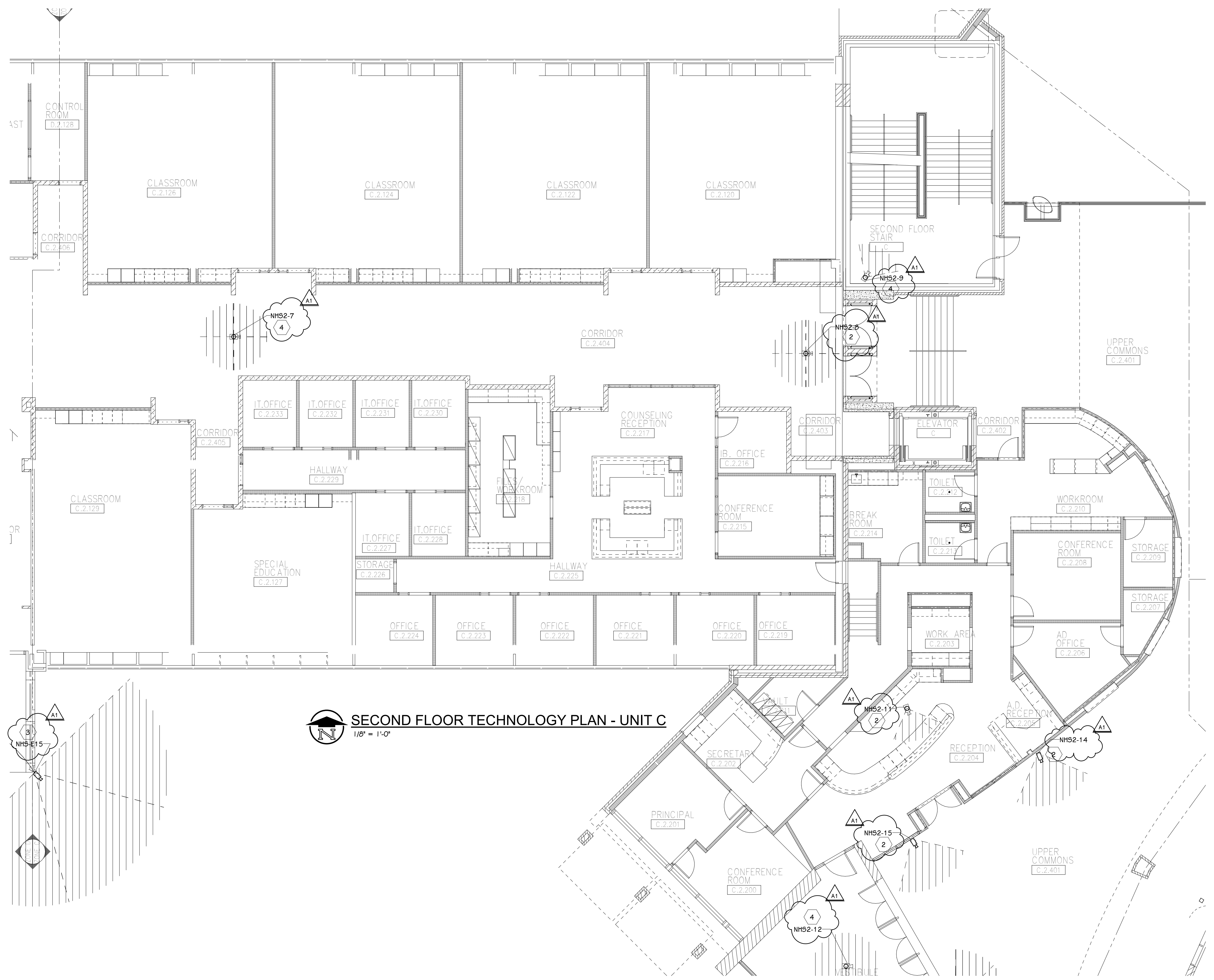
Portage, Michigan

SHEET TITLE
 PNHS - SECOND FLOOR TECHNOLOGY
 PLAN - UNIT B

DATE
 JULY 28, 2021

SHEET NUMBER
T-112B

21-150.00

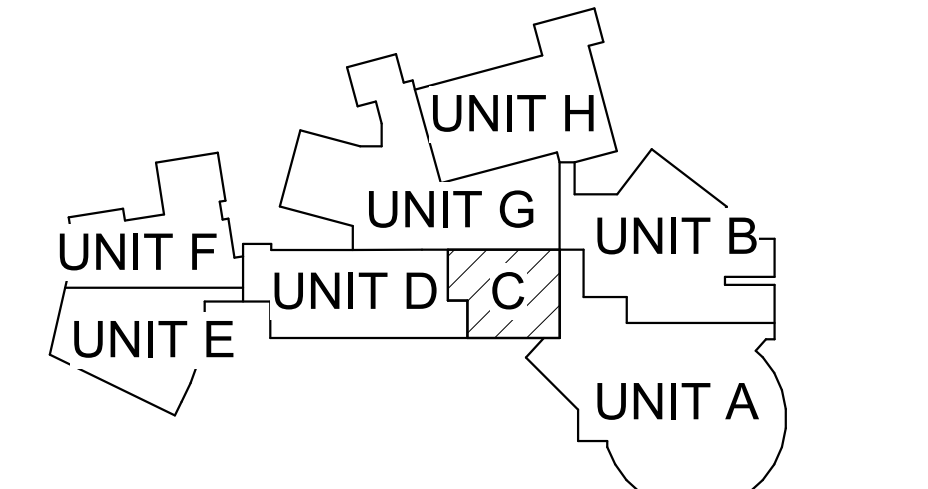


SECOND FLOOR TECHNOLOGY PLAN - UNIT C
1/8" = 1'-0"

- GENERAL TECHNOLOGY NOTES**
1. TECHNOLOGY CONTRACTOR SHALL BE RESPONSIBLE FOR ALL CUTTING AND PATCHING REQUIRED FOR NEW WORK OR WHERE DEVICES ARE REMOVED AND NOT REPLACED.
 2. TECHNOLOGY CONTRACTOR SHALL COORDINATE WITH G SERIES SHEETS DEVICE COORDINATION DETAIL. DEVICES ARE TO ALIGN VERTICALLY AND HORIZONTALLY AND FOLLOW THE RULES OF THIS DETAIL CONSISTENTLY. A PRE-INSTALL DEVICE COORDINATION MEETING FOR DEVICE FINISHES AND LAYOUT MAY BE REQUIRED IN THE SPECIFICATION FOR THIS PROJECT.
 3. REFER TO TECHNOLOGY, ELECTRICAL AND ARCHITECTURAL DETAILS AND ELEVATIONS FOR SYMBOL INFORMATION AND ELEVATION DETAIL.
 4. DEVICES AND EQUIPMENT SHOWN DASHED OR WITH AN "X" ARE TO BE REMOVED. FIXTURES, DEVICES AND EQUIPMENT SHOWN LIGHTLY OR WITH AN "E" ARE EXISTING TO REMAIN UNDISTURBED.
 5. DEVICES SHOWN WITH AN "R" ARE EXISTING TO BE REPLACED WITH NEW DEVICE AND COVERPLATE.
 6. TEMPORARILY SUPPORT EXISTING CEILING DEVICES TO REMAIN IN EXISTING CEILINGS TO BE REPLACED. REINSTALL DEVICES INTO NEW CEILING.
 7. CONTRACTOR SHALL BE RESPONSIBLE FOR PROJECT PHASING. TEMPORARY WIRING TO KEEP SYSTEMS RUNNING SHALL BE PROVIDED AS REQUIRED WHILE BUILDING IS OCCUPIED BETWEEN PHASES OF CONSTRUCTION.

- TECHNOLOGY KEYED NOTES**
1. REMOVE CAMERA DEVICE AND PROVIDE TO OWNER. RELOCATE EXISTING DATA CABLE TO NEW CAMERA LOCATION. INSTALL NEW ACOUSTIC CEILING TILE (BY OWNER) OR PAINT AND PATCH WALL OR CEILING (MATCH PAINT WITH OWNER) AS APPLICABLE.
 2. REPLACE EXISTING CAMERA DEVICE WITH NEW DEVICE AT THIS LOCATION AS SPECIFIED. PROVIDE EXISTING DEVICE TO OWNER.
 3. NEW DEVICE AT THIS LOCATION. RELOCATE EXISTING DATA CABLE FROM ORIGINAL LOCATION AS INDICATED.
 4. NEW DEVICE AT THIS LOCATION. NEW DATA DROP TO BE PROVIDED BY OTHERS.
 5. REMOVE CAMERA DEVICE AND PROVIDE TO OWNER. DATA DROP TO BE DEMOLISHED BACK TO SOURCE, BY OTHERS.
 6. EXISTING DEVICE TO REMAIN.

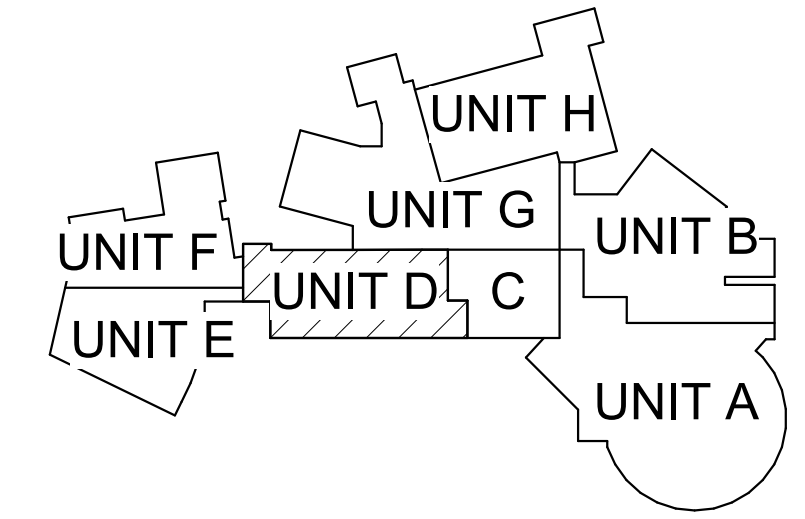
PPS CAMERA UPGRADES 2021



KEY PLAN
SCALE: NO SCALE



SECOND FLOOR TECHNOLOGY PLAN - UNIT D
 1/8" = 1'-0"



KEY PLAN
 SCALE: NO SCALE

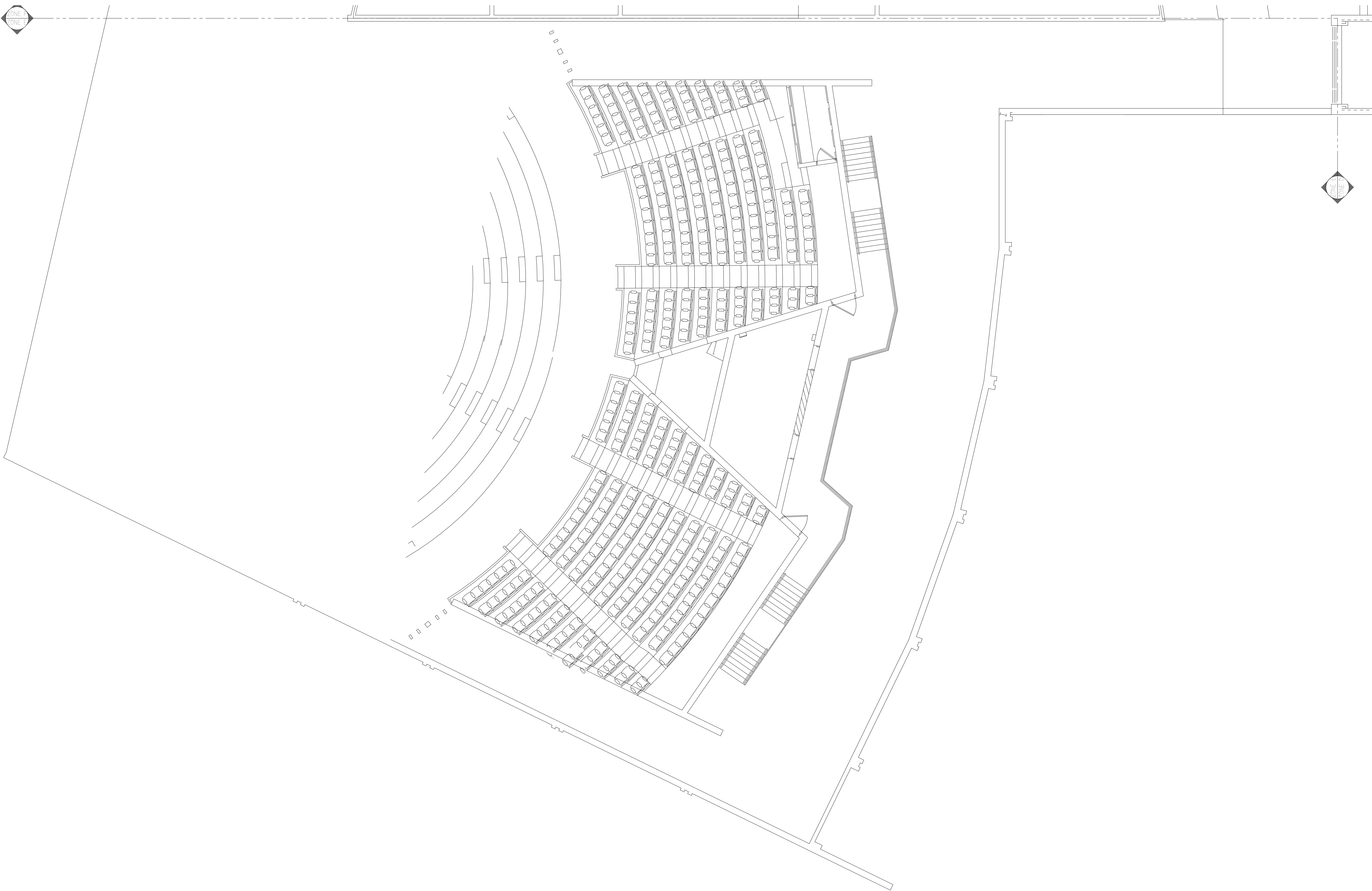
GENERAL TECHNOLOGY NOTES

1. TECHNOLOGY CONTRACTOR SHALL BE RESPONSIBLE FOR ALL CUTTING AND PATCHING REQUIRED FOR NEW WORK OR WHERE DEVICES ARE REMOVED AND NOT REPLACED.
2. TECHNOLOGY CONTRACTOR SHALL COORDINATE WITH G SERIES SHEETS DEVICE COORDINATION DETAIL. DEVICES ARE TO ALIGN VERTICALLY AND HORIZONTALLY AND FOLLOW THE RULES OF THIS DETAIL CONSISTENTLY. A PRE-INSTALL DEVICE COORDINATION MEETING FOR DEVICE FINISHES AND LAYOUT MAY BE REQUIRED IN THE SPECIFICATION FOR THIS PROJECT.
3. REFER TO TECHNOLOGY, ELECTRICAL AND ARCHITECTURAL DETAILS AND ELEVATIONS FOR SYMBOL INFORMATION AND ELEVATION DETAIL.
4. DEVICES AND EQUIPMENT SHOWN DASHED OR WITH AN "X" ARE TO BE REMOVED. FIXTURES, DEVICES AND EQUIPMENT SHOWN LIGHTLY OR WITH AN "E" ARE EXISTING TO REMAIN UNDISTURBED.
5. DEVICES SHOWN WITH AN "R" ARE EXISTING TO BE REPLACED WITH NEW DEVICE AND COVERPLATE.
6. TEMPORARILY SUPPORT EXISTING CEILING DEVICES TO REMAIN IN EXISTING CEILINGS TO BE REPLACED. REINSTALL DEVICES INTO NEW CEILING.
7. CONTRACTOR SHALL BE RESPONSIBLE FOR PROJECT PHASING. TEMPORARY WIRING TO KEEP SYSTEMS RUNNING SHALL BE PROVIDED AS REQUIRED WHILE BUILDING IS OCCUPIED BETWEEN PHASES OF CONSTRUCTION.

TECHNOLOGY KEYED NOTES

1. REMOVE CAMERA DEVICE AND PROVIDE TO OWNER. RELOCATE EXISTING DATA CABLE TO NEW CAMERA LOCATION. INSTALL NEW ACOUSTIC CEILING TILE (BY OWNER) OR PAINT AND PATCH WALL OR CEILING (MATCH PAINT WITH OWNER) AS APPLICABLE.
2. REPLACE EXISTING CAMERA DEVICE WITH NEW DEVICE AT THIS LOCATION AS SPECIFIED. PROVIDE EXISTING DEVICE TO OWNER.
3. NEW DEVICE AT THIS LOCATION. RELOCATE EXISTING DATA CABLE FROM ORIGINAL LOCATION AS INDICATED.
4. NEW DEVICE AT THIS LOCATION. NEW DATA DROP TO BE PROVIDED BY OTHERS.
5. REMOVE CAMERA DEVICE AND PROVIDE TO OWNER. DATA DROP TO BE DEMOLISHED BACK TO SOURCE, BY OTHERS.
6. EXISTING DEVICE TO REMAIN.

PPS CAMERA UPGRADES 2021



SECOND FLOOR TECHNOLOGY PLAN - UNIT E
1/8" = 1'-0"

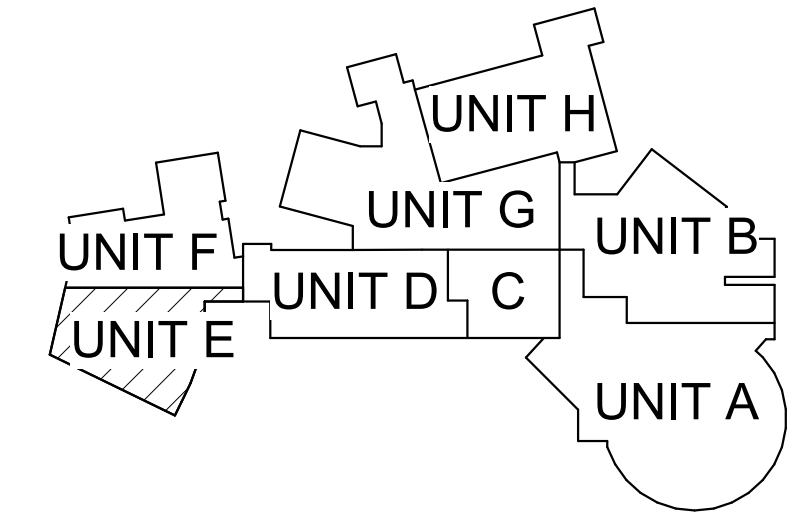
GENERAL TECHNOLOGY NOTES

1. TECHNOLOGY CONTRACTOR SHALL BE RESPONSIBLE FOR ALL CUTTING AND PATCHING REQUIRED FOR NEW WORK OR WHERE DEVICES ARE REMOVED AND NOT REPLACED.
2. TECHNOLOGY CONTRACTOR SHALL COORDINATE WITH G SERIES SHEETS DEVICE COORDINATION DETAIL. DEVICES ARE TO ALIGN VERTICALLY AND HORIZONTALLY AND FOLLOW THE RULES OF THIS DETAIL CONSISTENTLY. A PRE-INSTALL DEVICE COORDINATION MEETING FOR DEVICE FINISHES AND LAYOUT MAY BE REQUIRED IN THE SPECIFICATION FOR THIS PROJECT.
3. REFER TO TECHNOLOGY, ELECTRICAL AND ARCHITECTURAL DETAILS AND ELEVATIONS FOR SYMBOL INFORMATION AND ELEVATION DETAIL.
4. DEVICES AND EQUIPMENT SHOWN DASHED OR WITH AN "X" ARE TO BE REMOVED. FIXTURES, DEVICES AND EQUIPMENT SHOWN LIGHTLY OR WITH AN "E" ARE EXISTING TO REMAIN UNDISTURBED.
5. DEVICES SHOWN WITH AN "R" ARE EXISTING TO BE REPLACED WITH NEW DEVICE AND COVERPLATE.
6. TEMPORARILY SUPPORT EXISTING CEILING DEVICES TO REMAIN IN EXISTING CEILINGS TO BE REPLACED. REINSTALL DEVICES INTO NEW CEILING.
7. CONTRACTOR SHALL BE RESPONSIBLE FOR PROJECT PHASING. TEMPORARY WIRING TO KEEP SYSTEMS RUNNING SHALL BE PROVIDED AS REQUIRED WHILE BUILDING IS OCCUPIED BETWEEN PHASES OF CONSTRUCTION.

TECHNOLOGY KEYED NOTES

1. REMOVE CAMERA DEVICE AND PROVIDE TO OWNER. RELOCATE EXISTING DATA CABLE TO NEW CAMERA LOCATION. INSTALL NEW ACOUSTIC CEILING TILE (BY OWNER) OR PAINT AND PATCH WALL OR CEILING (MATCH PAINT WITH OWNER) AS APPLICABLE.
2. REPLACE EXISTING CAMERA DEVICE WITH NEW DEVICE AT THIS LOCATION AS SPECIFIED. PROVIDE EXISTING DEVICE TO OWNER.
3. NEW DEVICE AT THIS LOCATION. RELOCATE EXISTING DATA CABLE FROM ORIGINAL LOCATION AS INDICATED.
4. NEW DEVICE AT THIS LOCATION. NEW DATA DROP TO BE PROVIDED BY OTHERS.
5. REMOVE CAMERA DEVICE AND PROVIDE TO OWNER. DATA DROP TO BE DEMOLISHED BACK TO SOURCE, BY OTHERS.
6. EXISTING DEVICE TO REMAIN.

PPS CAMERA UPGRADES 2021



KEY PLAN
SCALE: NO SCALE

ISSUED FOR DATE

PROJECT TITLE
VIDEO SURVEILLANCE UPGRADES 2021

OWNER
PORTAGE PUBLIC SCHOOLS

SHEET TITLE
PNHS - SECOND FLOOR TECHNOLOGY PLAN - UNIT E

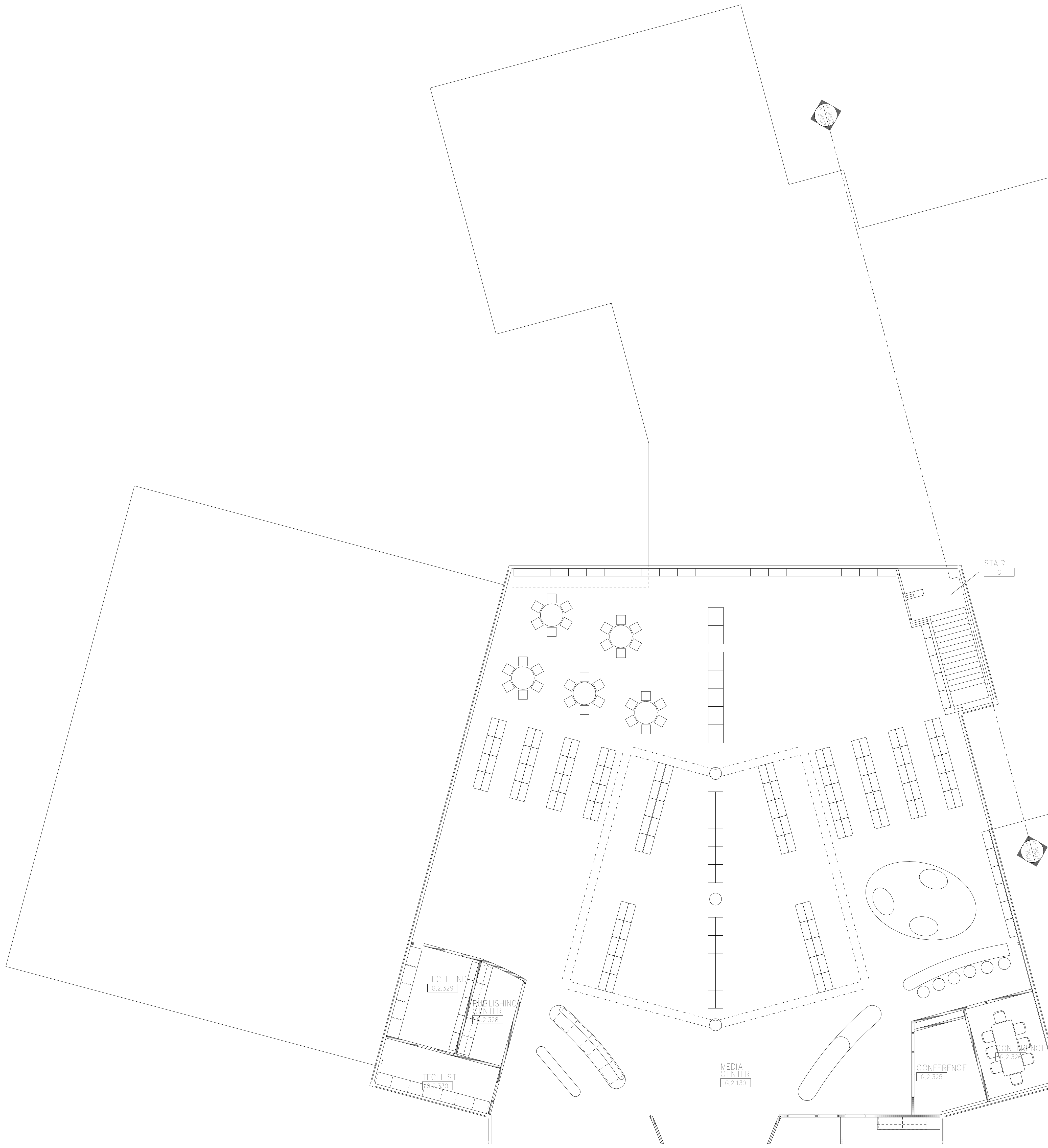
ADDENDUM 1 - August 03, 2021

Portage, Michigan

DATE
JULY 28, 2021

SHEET NUMBER
T-112E

21-150.00



SECOND FLOOR TECHNOLOGY PLAN - UNIT G
1/8" = 1'-0"

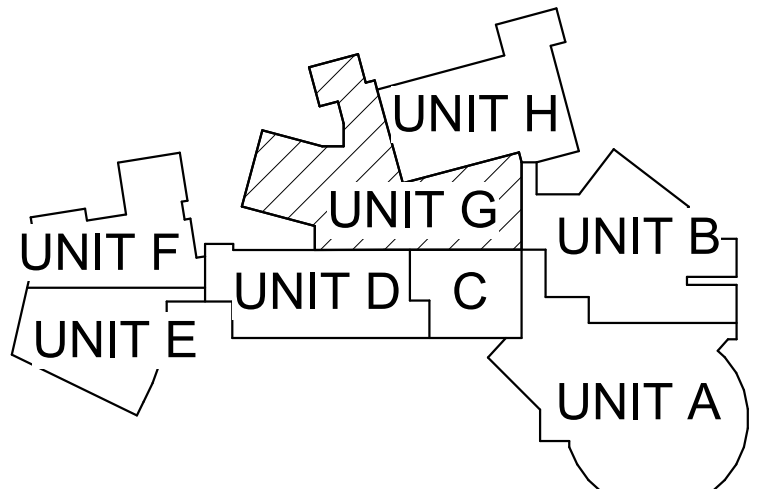
GENERAL TECHNOLOGY NOTES

- 1 TECHNOLOGY CONTRACTOR SHALL BE RESPONSIBLE FOR ALL CUTTING AND PATCHING REQUIRED FOR NEW WORK OR WHERE DEVICES ARE REMOVED AND NOT REPLACED.
- 2 TECHNOLOGY CONTRACTOR SHALL COORDINATE WITH G SERIES SHEETS DEVICE COORDINATION DETAIL. DEVICES ARE TO ALIGN VERTICALLY AND HORIZONTALLY AND FOLLOW THE RULES OF THIS DETAIL CONSISTENTLY. A PRE-INSTALL DEVICE COORDINATION MEETING FOR DEVICE FINISHES AND LAYOUT MAY BE REQUIRED IN THE SPECIFICATION FOR THIS PROJECT.
- 3 REFER TO TECHNOLOGY, ELECTRICAL AND ARCHITECTURAL DETAILS AND ELEVATIONS FOR SYMBOL INFORMATION AND ELEVATION DETAIL.
- 4 DEVICES AND EQUIPMENT SHOWN DASHED OR WITH AN "X" ARE TO BE REMOVED. FIXTURES, DEVICES AND EQUIPMENT SHOWN LIGHTLY OR WITH AN "E" ARE EXISTING TO REMAIN UNDISTURBED.
- 5 DEVICES SHOWN WITH AN "R" ARE EXISTING TO BE REPLACED WITH NEW DEVICE AND COVERPLATE.
- 6 TEMPORARILY SUPPORT EXISTING CEILING DEVICES TO REMAIN IN EXISTING CEILINGS TO BE REPLACED. REINSTALL DEVICES INTO NEW CEILING.
- 7 CONTRACTOR SHALL BE RESPONSIBLE FOR PROJECT PHASING. TEMPORARY WIRING TO KEEP SYSTEMS RUNNING SHALL BE PROVIDED AS REQUIRED WHILE BUILDING IS OCCUPIED BETWEEN PHASES OF CONSTRUCTION.

TECHNOLOGY KEYED NOTES

- 1 REMOVE CAMERA DEVICE AND PROVIDE TO OWNER. RELOCATE EXISTING DATA CABLE TO NEW CAMERA LOCATION. INSTALL NEW ACOUSTIC CEILING TILE (BY OWNER) OR PAINT AND PATCH WALL OR CEILING (MATCH PAINT WITH OWNER) AS APPLICABLE.
- 2 REPLACE EXISTING CAMERA DEVICE WITH NEW DEVICE AT THIS LOCATION AS SPECIFIED. PROVIDE EXISTING DEVICE TO OWNER.
- 3 NEW DEVICE AT THIS LOCATION. RELOCATE EXISTING DATA CABLE FROM ORIGINAL LOCATION AS INDICATED.
- 4 NEW DEVICE AT THIS LOCATION. NEW DATA DROP TO BE PROVIDED BY OTHERS.
- 5 REMOVE CAMERA DEVICE AND PROVIDE TO OWNER. DATA DROP TO BE DEMOLISHED BACK TO SOURCE, BY OTHERS.
- 6 EXISTING DEVICE TO REMAIN.

PPS CAMERA UPGRADES 2021



KEY PLAN
SCALE: NO SCALE

ISSUED FOR DATE

PROJECT TITLE
VIDEO SURVEILLANCE UPGRADES 2021

OWNER
PORTAGE PUBLIC SCHOOLS

SHEET TITLE
PNHS - SECOND FLOOR TECHNOLOGY PLAN - UNIT G

ADDENDUM 1 - August 03, 2021

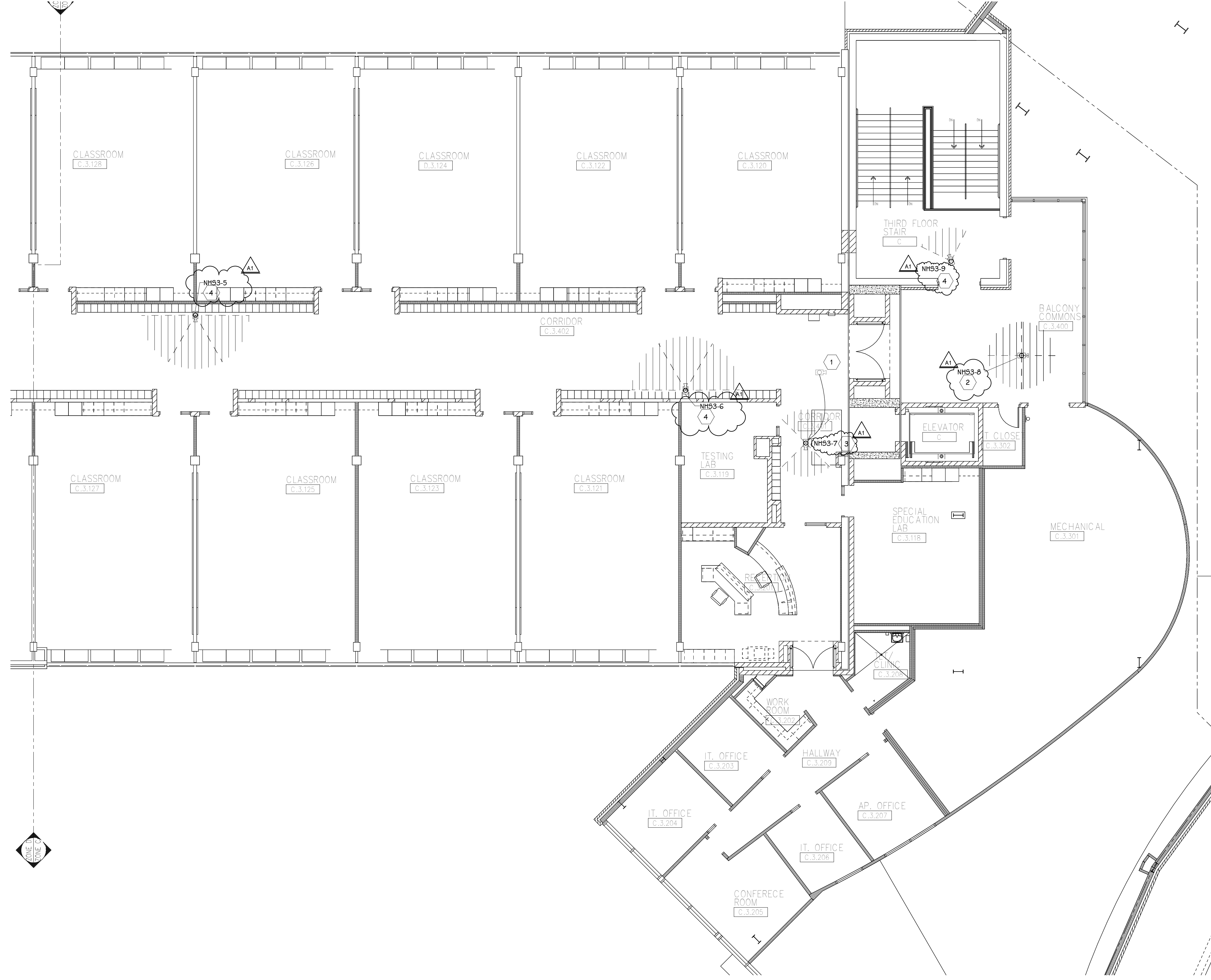
Portage, Michigan

DATE
JULY 28, 2021

SHEET NUMBER
T-112G

21-150.00

THIRD FLOOR TECHNOLOGY PLAN - UNIT C
1/8" = 1'-0"



SHEET TITLE
PNHS - THIRD FLOOR TECHNOLOGY
PLAN - UNIT C

SHEET NUMBER
T113C
21-150.00

DATE
JULY 28, 2021

OWNER
PORTAGE PUBLIC SCHOOLS

Portage, Michigan

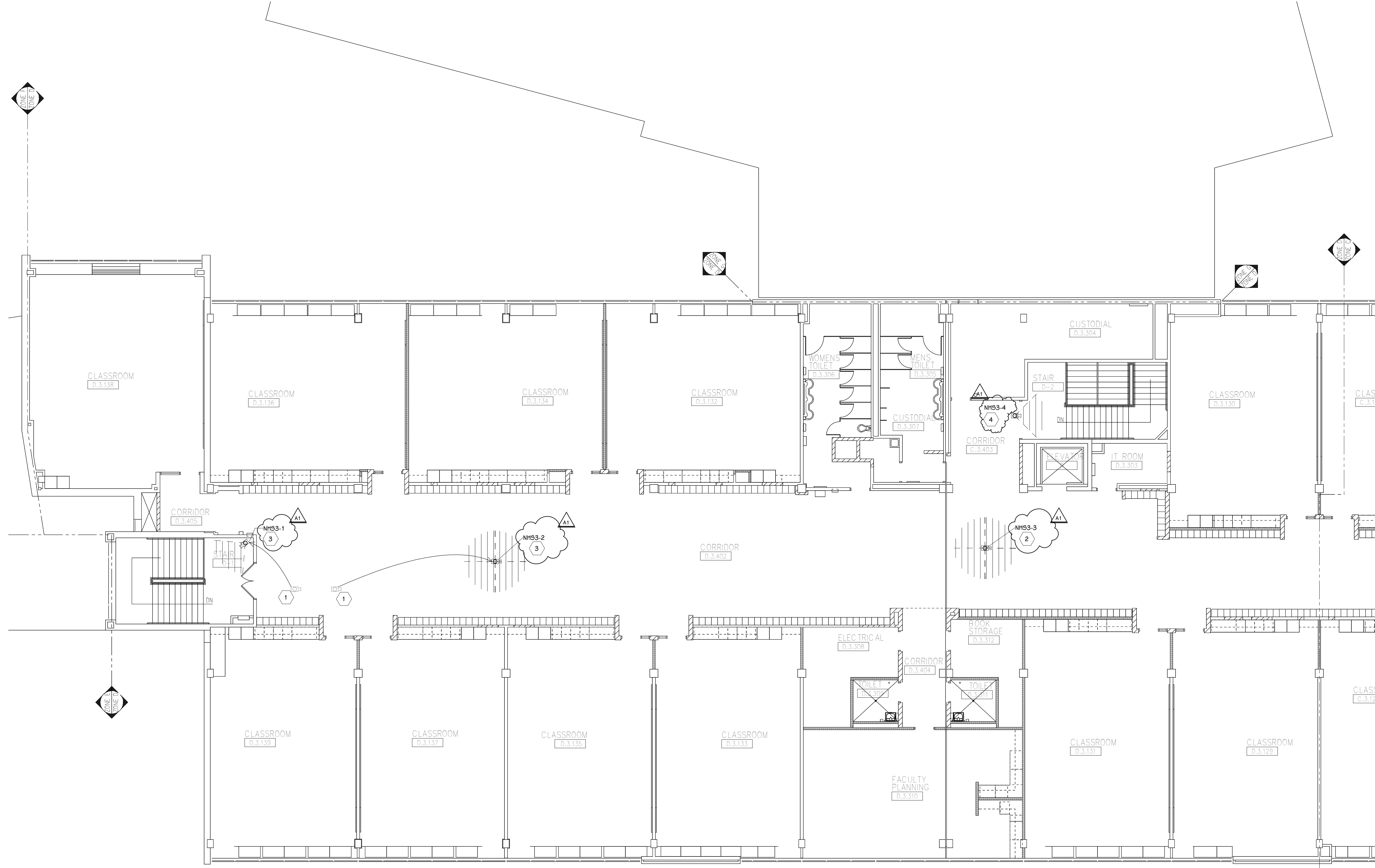
PROJECT TITLE
VIDEO SURVEILLANCE UPGRADES 2021

ADDENDUM 1 - August 03, 2021

ADDENDUM #1
ISSUED FOR

08-03-2021
DATE

THIRD FLOOR TECHNOLOGY PLAN - UNIT D
1/8" = 1'-0"



SHEET TITLE
PNHS - THIRD FLOOR TECHNOLOGY
PLAN - UNIT D

SHEET NUMBER
T-113D
21-150.00

DATE
JULY 28, 2021

OWNER
PORTAGE PUBLIC SCHOOLS

Portage, Michigan

PROJECT TITLE
VIDEO SURVEILLANCE UPGRADES 2021

ADDENDUM 1 - August 03, 2021

ISSUED FOR
DATE

ADDENDUM #1
08-03-2021

NORTHERN HIGH SCHOOL SECURITY CAMERA SCHEDULE

CAMERA NUMBER	MAKE/MODEL	MOUNTING TYPE	MOUNTING ACCESSORIES	COMMENTS
NHS0-1	AVIGILON 10.0C-H5DH-D1-IR	CEILING		
NHS0-2	AVIGILON 24C-H4A-3MH-180	SURFACE, PENDANT	H4AMH-AD-PEND1, H4AMH-DO-COVR1, IRPTZ-MNT-WALL1	
NHS0-3	AVIGILON 24C-H4A-3MH-180	SURFACE, PENDANT	H4AMH-AD-PEND1, H4AMH-DO-COVR1, IRPTZ-MNT-WALL1	
NHS0-4	AVIGILON 8.0C-H5A-D1	CEILING		
NHS0-5	AVIGILON 8.0C-H5A-D1	CEILING		
NHS0-6	AVIGILON 24C-H4A-3MH-180	SURFACE, PENDANT	H4AMH-AD-PEND1, H4AMH-DO-COVR1, IRPTZ-MNT-WALL1	
NHS0-7	AVIGILON 24C-H4A-3MH-180	SURFACE, PENDANT	H4AMH-AD-PEND1, H4AMH-DO-COVR1, IRPTZ-MNT-WALL1	
NHS0-8	AVIGILON 8.0C-H5A-D1	CEILING		
NHS0-9	AVIGILON 32C-H4A-4MH-360	CEILING		
NHS0-10	AVIGILON 24C-H4A-3MH-180	SURFACE, PENDANT	H4AMH-AD-PEND1, H4AMH-DO-COVR1, IRPTZ-MNT-WALL1	
NHS0-11	AVIGILON 24C-H4A-3MH-180	SURFACE, PENDANT	H4AMH-AD-PEND1, H4AMH-DO-COVR1, IRPTZ-MNT-WALL1	
NHS0-12	AVIGILON 24C-H4A-3MH-180	SURFACE, PENDANT	H4AMH-AD-PEND1, H4AMH-DO-COVR1, IRPTZ-MNT-WALL1	
NHS0-13	AVIGILON 24C-H4A-3MH-180	SURFACE, PENDANT	H4AMH-AD-PEND1, H4AMH-DO-COVR1, IRPTZ-MNT-WALL1	
NHS0-14	AVIGILON 8.0C-H5A-D1	CEILING		
NHS0-15	AVIGILON 8.0C-H5A-D1	CEILING		
NHS0-16	AVIGILON 32C-H4A-4MH-360	CEILING		
NHS0-17	AVIGILON 8.0C-H5A-D1	CEILING		
NHS0-18	AVIGILON 32C-H4A-4MH-360	SURFACE		
NHS0-19	AVIGILON 8.0C-H5A-D1	CEILING		
NHS0-20	AVIGILON 24C-H4A-3MH-270	CORNER MOUNT, PENDANT	H4AMH-AD-PEND1, H4AMH-DO-COVR1, IRPTZ-MNT-WALL1, H4-MT-CRNR1	
NHS1-1	AVIGILON 8.0C-H5A-D1	CEILING		
NHS1-2	AVIGILON 32C-H4A-4MH-360	CEILING		
NHS1-3	AVIGILON 8.0C-H5A-D1	CEILING		
NHS1-4	AVIGILON 24C-H4A-3MH-180	DROP CEILING		
NHS1-5	AVIGILON 32C-H4A-4MH-360	DROP CEILING		
NHS1-6	AVIGILON 24C-H4A-3MH-180	DROP CEILING		
NHS1-7	AVIGILON 24C-H4A-3MH-180	DROP CEILING		
NHS1-8	AVIGILON 8.0C-H5A-D1	DROP CEILING		
NHS1-9	AVIGILON 10.0C-H5DH-D1-IR	CEILING		
NHS1-10	AVIGILON 24C-H4A-3MH-180	SURFACE, PENDANT	H4AMH-AD-PEND1, H4AMH-DO-COVR1, IRPTZ-MNT-WALL1	
NHS1-11	AVIGILON 8.0C-H5A-D1	DROP CEILING		
NHS1-12	AVIGILON 8.0C-H5A-D1	DROP CEILING		
NHS2-1	AVIGILON 8.0C-H5A-D1	CEILING		
NHS2-2	AVIGILON 32C-H4A-4MH-360	CEILING		
NHS2-3	AVIGILON 8.0C-H5A-D1	CEILING		
NHS2-4	AVIGILON 8.0C-H5A-D1	CEILING		
NHS2-5	AVIGILON 32C-H4A-4MH-360	CEILING		
NHS2-6	AVIGILON 8.0C-H5A-D1	CEILING		
NHS2-7	AVIGILON 32C-H4A-4MH-360	CEILING		
NHS2-8	AVIGILON 32C-H4A-4MH-360	CEILING		
NHS2-9	AVIGILON 8.0C-H5A-D1	CEILING		
NHS2-10	AVIGILON 24C-H4A-3MH-180	SURFACE, PENDANT	H4AMH-AD-PEND1, H4AMH-DO-COVR1, IRPTZ-MNT-WALL1	
NHS2-11	AVIGILON 8.0C-H5A-D1	CEILING		
NHS2-12	AVIGILON 32C-H4A-4MH-360	CEILING		
NHS2-13	AVIGILON 24C-H4A-3MH-270	CORNER MOUNT, PENDANT	H4AMH-AD-PEND1, H4AMH-DO-COVR1, IRPTZ-MNT-WALL1, H4-MT-CRNR1	
NHS2-14	AVIGILON 8.0C-H5A-D1	SURFACE		
NHS2-15	AVIGILON 8.0C-H5A-D1	SURFACE		
NHS2-16	AVIGILON 24C-H4A-3MH-270	CORNER MOUNT, PENDANT	H4AMH-AD-PEND1, H4AMH-DO-COVR1, IRPTZ-MNT-WALL1, H4-MT-CRNR1	
NHS2-17	AVIGILON 8.0C-H5A-D1	SURFACE		
NHS2-18	AVIGILON 24C-H4A-3MH-270	CORNER MOUNT, PENDANT	H4AMH-AD-PEND1, H4AMH-DO-COVR1, IRPTZ-MNT-WALL1, H4-MT-CRNR1	
NHS3-1	AVIGILON 8.0C-H5A-D1	CEILING		
NHS3-2	AVIGILON 32C-H4A-4MH-360	CEILING		
NHS3-3	AVIGILON 32C-H4A-4MH-360	CEILING		
NHS3-4	AVIGILON 8.0C-H5A-D1	CEILING		
NHS3-5	AVIGILON 24C-H4A-3MH-180	CEILING		
NHS3-6	AVIGILON 24C-H4A-3MH-180	CEILING		
NHS3-7	AVIGILON 10.0C-H5DH-D1-IR	CEILING		
NHS3-8	AVIGILON 32C-H4A-4MH-360	CEILING		
NHS3-9	AVIGILON 8.0C-H5A-D1	CEILING		
NHS-E1	AVIGILON 24C-H4A-3MH-180	SURFACE, PENDANT	H4AMH-AD-PEND1, H4AMH-DO-COVR1, IRPTZ-MNT-WALL1	
NHS-E2	AVIGILON 24C-H4A-3MH-270	CORNER MOUNT, PENDANT	H4AMH-AD-PEND1, H4AMH-DO-COVR1, IRPTZ-MNT-WALL1, H4-MT-CRNR1	
NHS-E3	AVIGILON 8.0C-H5A-DO1	SURFACE		
NHS-E4	AVIGILON 8.0C-H5A-DO1	SURFACE		
NHS-E5	AVIGILON 24C-H4A-3MH-180	SURFACE, PENDANT	H4AMH-AD-PEND1, H4AMH-DO-COVR1, IRPTZ-MNT-WALL1	
NHS-E6	AVIGILON 24C-H4A-3MH-180	SURFACE, PENDANT	H4AMH-AD-PEND1, H4AMH-DO-COVR1, IRPTZ-MNT-WALL1	
NHS-E7	AVIGILON 24C-H4A-3MH-180	SURFACE, PENDANT	H4AMH-AD-PEND1, H4AMH-DO-COVR1, IRPTZ-MNT-WALL1	
NHS-E8	AVIGILON 24C-H4A-3MH-180	SURFACE, PENDANT	H4AMH-AD-PEND1, H4AMH-DO-COVR1, IRPTZ-MNT-WALL1	
NHS-E9	AVIGILON 24C-H4A-3MH-180	SURFACE, PENDANT	H4AMH-AD-PEND1, H4AMH-DO-COVR1, IRPTZ-MNT-WALL1	
NHS-E10	AVIGILON 24C-H4A-3MH-180	SURFACE, PENDANT	H4AMH-AD-PEND1, H4AMH-DO-COVR1, IRPTZ-MNT-WALL1	
NHS-E11	AVIGILON 24C-H4A-3MH-180	SURFACE, PENDANT	H4AMH-AD-PEND1, H4AMH-DO-COVR1, IRPTZ-MNT-WALL1	
NHS-E12	AVIGILON 8.0C-H5A-DO1	SURFACE		
NHS-E13	AVIGILON 24C-H4A-3MH-180	SURFACE, PENDANT	H4AMH-AD-PEND1, H4AMH-DO-COVR1, IRPTZ-MNT-WALL1	
NHS-E14	AVIGILON 24C-H4A-3MH-270	CORNER MOUNT, PENDANT	H4AMH-AD-PEND1, H4AMH-DO-COVR1, IRPTZ-MNT-WALL1, H4-MT-CRNR1	
NHS-E15	AVIGILON 24C-H4A-3MH-270	CORNER MOUNT, PENDANT	H4AMH-AD-PEND1, H4AMH-DO-COVR1, IRPTZ-MNT-WALL1, H4-MT-CRNR1	
NHS-E16	AVIGILON 24C-H4A-3MH-270	CORNER MOUNT, PENDANT	H4AMH-AD-PEND1, H4AMH-DO-COVR1, IRPTZ-MNT-WALL1, H4-MT-CRNR1	
NHS-E17	AVIGILON 24C-H4A-3MH-180	SURFACE, PENDANT	H4AMH-AD-PEND1, H4AMH-DO-COVR1, IRPTZ-MNT-WALL1	
NHS-E18	AVIGILON 24C-H4A-3MH-180	SURFACE, PENDANT	H4AMH-AD-PEND1, H4AMH-DO-COVR1, IRPTZ-MNT-WALL1	

NHS-E#: EXTERIOR CAMERA
 NHS0-#: INTERIOR CAMERA, LOWER LEVEL
 NHS1-#: INTERIOR CAMERA, FIRST FLOOR
 NHS2-#: INTERIOR CAMERA, SECOND FLOOR
 NHS3-#: INTERIOR CAMERA, THIRD FLOOR

SECURITY SYMBOLS

SECURITY CAMERA - WALL

SECURITY CAMERA - CEILING

(HALF SHADED) SECURITY CAMERA - WALL - REFER TO KEYED NOTE FOR DIRECTION

(HALF SHADED) SECURITY CAMERA - CEILING - REFER TO KEYED NOTE FOR DIRECTION

CAMERA TAG LEGEND

NOTES:
 COORDINATE MOUNTING HEIGHTS WITH EXISTING ROUGH IN WHERE DEVICES ARE TO BE REPLACED IN THEIR EXACT LOCATIONS. WHERE NEW DEVICES ARE INSTALLED NEAR EXISTING CAMERAS, MATCH INSTALLATION HEIGHT OF PREVIOUS CAMERA LOCATION.

SYMBOL LEGEND
 SCALE: NONE

ADDENDUM #1 08-03-2021
 ISSUED FOR DATE

PROJECT TITLE
VIDEO SURVEILLANCE UPGRADES 2021
 ADDENDUM 1 - August 03, 2021

OWNER
PORTAGE PUBLIC SCHOOLS
 Portage, Michigan

SHEET TITLE
PNHS - CAMERA SCHEDULE
 SHEET NUMBER
T-114
 DATE
JULY 28, 2021
 21-150.00

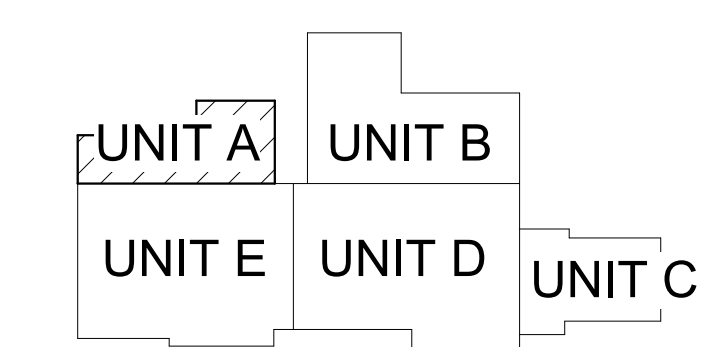
GENERAL TECHNOLOGY NOTES

1. TECHNOLOGY CONTRACTOR SHALL BE RESPONSIBLE FOR ALL CUTTING AND PATCHING REQUIRED FOR NEW WORK OR WHERE DEVICES ARE REMOVED AND NOT REPLACED.
2. TECHNOLOGY CONTRACTOR SHALL COORDINATE WITH G SERIES SHEETS DEVICE COORDINATION DETAIL. DEVICES ARE TO ALIGN VERTICALLY AND HORIZONTALLY AND FOLLOW THE RULES OF THIS DETAIL CONSISTENTLY. A PRE-INSTALL DEVICE COORDINATION MEETING FOR DEVICE FINISHES AND LAYOUT MAY BE REQUIRED IN THE SPECIFICATION FOR THIS PROJECT.
3. REFER TO TECHNOLOGY, ELECTRICAL AND ARCHITECTURAL DETAILS AND ELEVATIONS FOR SYMBOL INFORMATION AND ELEVATION DETAIL.
4. DEVICES AND EQUIPMENT SHOWN DASHED OR WITH AN "X" ARE TO BE REMOVED. FIXTURES, DEVICES AND EQUIPMENT SHOWN LIGHTLY OR WITH AN "E" ARE EXISTING TO REMAIN UNDISTURBED.
5. DEVICES SHOWN WITH AN "R" ARE EXISTING TO BE REPLACED WITH NEW DEVICE AND COVERPLATE.
6. TEMPORARILY SUPPORT EXISTING CEILING DEVICES TO REMAIN IN EXISTING CEILINGS TO BE REPLACED. REINSTALL DEVICES INTO NEW CEILING.
7. CONTRACTOR SHALL BE RESPONSIBLE FOR PROJECT PHASING. TEMPORARY WIRING TO KEEP SYSTEMS RUNNING SHALL BE PROVIDED AS REQUIRED WHILE BUILDING IS OCCUPIED BETWEEN PHASES OF CONSTRUCTION.

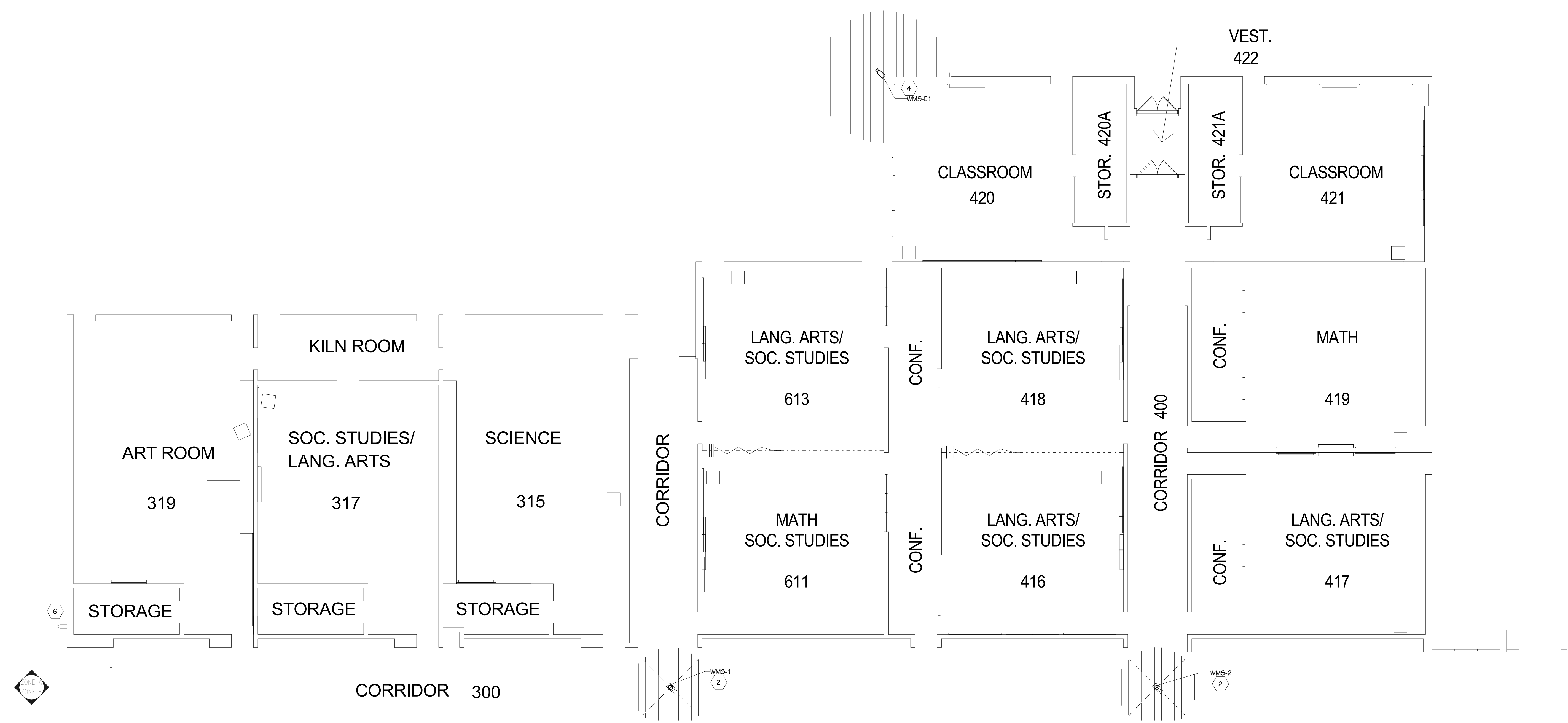
TECHNOLOGY KEYED NOTES

1. REMOVE CAMERA DEVICE AND PROVIDE TO OWNER. RELOCATE EXISTING DATA CABLE TO NEW CAMERA LOCATION. INSTALL NEW ACOUSTIC CEILING TILE (BY OWNER) OR PAINT AND PATCH WALL OR CEILING (MATCH PAINT WITH OWNER) AS APPLICABLE.
2. REPLACE EXISTING CAMERA DEVICE WITH NEW DEVICE AT THIS LOCATION AS SPECIFIED. PROVIDE EXISTING DEVICE TO OWNER.
3. NEW DEVICE AT THIS LOCATION. RELOCATE EXISTING DATA CABLE FROM ORIGINAL LOCATION AS INDICATED.
4. NEW DEVICE AT THIS LOCATION. NEW DATA DROP TO BE PROVIDED BY OTHERS.
5. REMOVE CAMERA DEVICE AND PROVIDE TO OWNER. DATA DROP TO BE DEMOLISHED BACK TO SOURCE, BY OTHERS.
6. EXISTING DEVICE TO REMAIN.

PPS CAMERA UPGRADES 2021



KEY PLAN
SCALE: NO SCALE



FIRST FLOOR TECHNOLOGY PLAN - UNIT A
1/8" = 1'-0"

ISSUED FOR DATE

PROJECT TITLE
VIDEO SURVEILLANCE UPGRADES 2021

OWNER
PORTAGE PUBLIC SCHOOLS

SHEET TITLE
WEST MS - FIRST FLOOR TECHNOLOGY PLAN - UNIT A

ADDENDUM 1 - August 03, 2021

Portage, Michigan

SHEET NUMBER
T 121A
DATE
JULY 28, 2021
21-150.00



FIRST FLOOR TECHNOLOGY PLAN - UNIT B
1/8" = 1'-0"

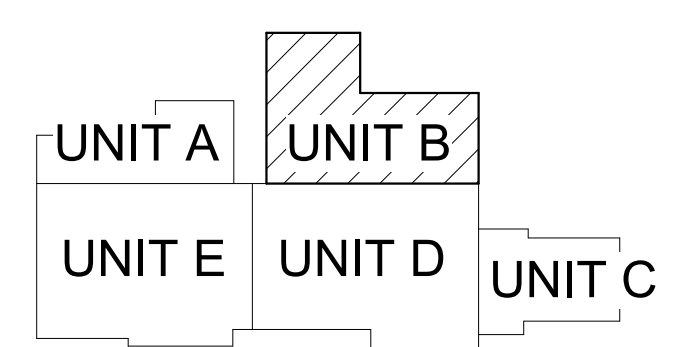
GENERAL TECHNOLOGY NOTES

1. TECHNOLOGY CONTRACTOR SHALL BE RESPONSIBLE FOR ALL CUTTING AND PATCHING REQUIRED FOR NEW WORK OR WHERE DEVICES ARE REMOVED AND NOT REPLACED.
2. TECHNOLOGY CONTRACTOR SHALL COORDINATE WITH G SERIES SHEETS DEVICE COORDINATION DETAIL. DEVICES ARE TO ALIGN VERTICALLY AND HORIZONTALLY AND FOLLOW THE RULES OF THIS DETAIL CONSISTENTLY. A PRE-INSTALL DEVICE COORDINATION MEETING FOR DEVICE FINISHES AND LAYOUT MAY BE REQUIRED IN THE SPECIFICATION FOR THIS PROJECT.
3. REFER TO TECHNOLOGY, ELECTRICAL AND ARCHITECTURAL DETAILS AND ELEVATIONS FOR SYMBOL INFORMATION AND ELEVATION DETAIL.
4. DEVICES AND EQUIPMENT SHOWN DASHED OR WITH AN "X" ARE TO BE REMOVED. FIXTURES, DEVICES AND EQUIPMENT SHOWN LIGHTLY OR WITH AN "E" ARE EXISTING TO REMAIN UNDISTURBED.
5. DEVICES SHOWN WITH AN "R" ARE EXISTING TO BE REPLACED WITH NEW DEVICE AND COVERPLATE.
6. TEMPORARILY SUPPORT EXISTING CEILING DEVICES TO REMAIN IN EXISTING CEILINGS TO BE REPLACED. REINSTALL DEVICES INTO NEW CEILING.
7. CONTRACTOR SHALL BE RESPONSIBLE FOR PROJECT PHASING. TEMPORARY WIRING TO KEEP SYSTEMS RUNNING SHALL BE PROVIDED AS REQUIRED WHILE BUILDING IS OCCUPIED BETWEEN PHASES OF CONSTRUCTION.

TECHNOLOGY KEYED NOTES

1. REMOVE CAMERA DEVICE AND PROVIDE TO OWNER. RELOCATE EXISTING DATA CABLE TO NEW CAMERA LOCATION. INSTALL NEW ACOUSTIC CEILING TILE (BY OWNER) OR PAINT AND PATCH WALL OR CEILING (MATCH PAINT WITH OWNER) AS APPLICABLE.
2. REPLACE EXISTING CAMERA DEVICE WITH NEW DEVICE AT THIS LOCATION AS SPECIFIED. PROVIDE EXISTING DEVICE TO OWNER.
3. NEW DEVICE AT THIS LOCATION. RELOCATE EXISTING DATA CABLE FROM ORIGINAL LOCATION AS INDICATED.
4. NEW DEVICE AT THIS LOCATION. NEW DATA DROP TO BE PROVIDED BY OTHERS.
5. REMOVE CAMERA DEVICE AND PROVIDE TO OWNER. DATA DROP TO BE DEMOLISHED BACK TO SOURCE, BY OTHERS.
6. EXISTING DEVICE TO REMAIN.

PPS CAMERA UPGRADES 2021



KEY PLAN
SCALE: NO SCALE

TowerPinkster
Architecture - Engineering - Interiors
242 East Kalamazoo Avenue, Suite 100
Portage, Michigan 49782
Phone: 269.343.6133
Fax: 269.458.9844
towerpinkster.com
© 2021. ALL RIGHTS RESERVED.

ISSUED FOR _____ DATE _____

PROJECT TITLE
VIDEO SURVEILLANCE UPGRADES 2021

OWNER
PORTAGE PUBLIC SCHOOLS

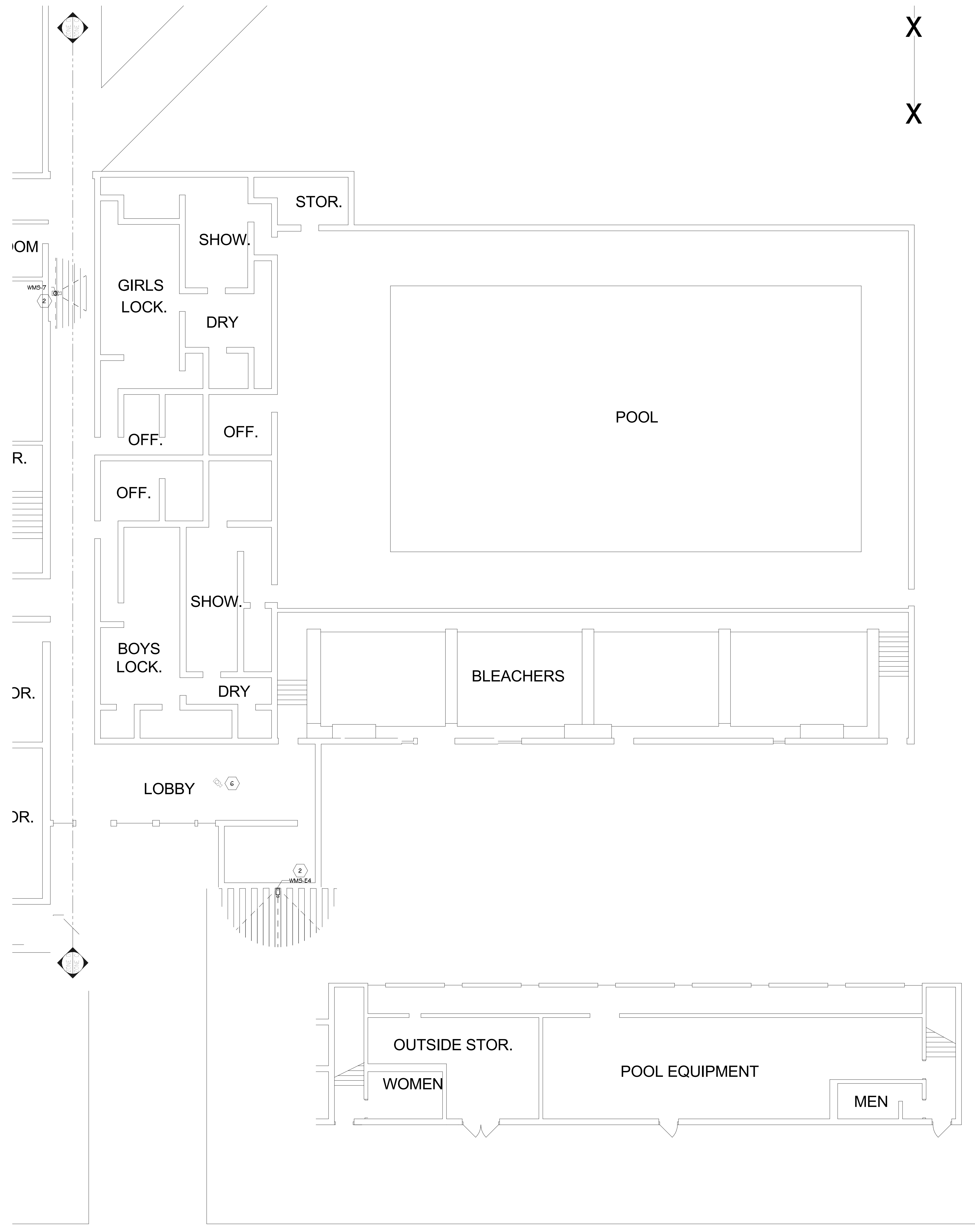
Portage, Michigan

SHEET TITLE
WEST MS - FIRST FLOOR TECHNOLOGY
PLAN - UNIT B

DATE
JULY 28, 2021

SHEET NUMBER
T-121B

21-150.00



FIRST FLOOR TECHNOLOGY PLAN - UNIT C
1/8" = 1'-0"

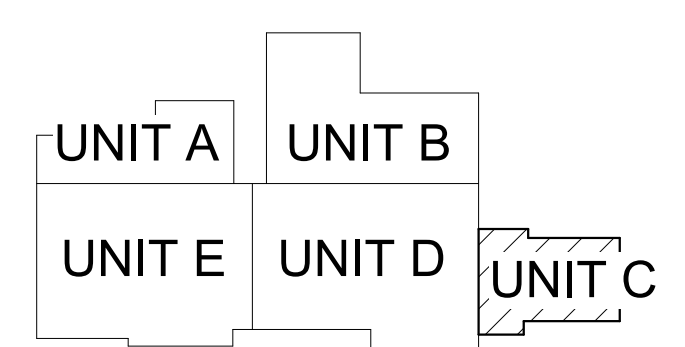
GENERAL TECHNOLOGY NOTES

1. TECHNOLOGY CONTRACTOR SHALL BE RESPONSIBLE FOR ALL CUTTING AND PATCHING REQUIRED FOR NEW WORK OR WHERE DEVICES ARE REMOVED AND NOT REPLACED.
2. TECHNOLOGY CONTRACTOR SHALL COORDINATE WITH G SERIES SHEETS DEVICE COORDINATION DETAIL. DEVICES ARE TO ALIGN VERTICALLY AND HORIZONTALLY AND FOLLOW THE RULES OF THIS DETAIL CONSISTENTLY. A PRE-INSTALL DEVICE COORDINATION MEETING FOR DEVICE FINISHES AND LAYOUT MAY BE REQUIRED IN THE SPECIFICATION FOR THIS PROJECT.
3. REFER TO TECHNOLOGY, ELECTRICAL AND ARCHITECTURAL DETAILS AND ELEVATIONS FOR SYMBOL INFORMATION AND ELEVATION DETAIL.
4. DEVICES AND EQUIPMENT SHOWN DASHED OR WITH AN "X" ARE TO BE REMOVED. FIXTURES, DEVICES AND EQUIPMENT SHOWN LIGHTLY OR WITH AN "E" ARE EXISTING TO REMAIN UNDISTURBED.
5. DEVICES SHOWN WITH AN "R" ARE EXISTING TO BE REPLACED WITH NEW DEVICE AND COVERPLATE.
6. TEMPORARILY SUPPORT EXISTING CEILING DEVICES TO REMAIN IN EXISTING CEILINGS TO BE REPLACED. REINSTALL DEVICES INTO NEW CEILING.
7. CONTRACTOR SHALL BE RESPONSIBLE FOR PROJECT PHASING. TEMPORARY WIRING TO KEEP SYSTEMS RUNNING SHALL BE PROVIDED AS REQUIRED WHILE BUILDING IS OCCUPIED BETWEEN PHASES OF CONSTRUCTION.

TECHNOLOGY KEYED NOTES

1. REMOVE CAMERA DEVICE AND PROVIDE TO OWNER. RELOCATE EXISTING DATA CABLE TO NEW CAMERA LOCATION. INSTALL NEW ACOUSTIC CEILING TILE (BY OWNER) OR PAINT AND PATCH WALL OR CEILING (MATCH PAINT WITH OWNER) AS APPLICABLE.
2. REPLACE EXISTING CAMERA DEVICE WITH NEW DEVICE AT THIS LOCATION AS SPECIFIED. PROVIDE EXISTING DEVICE TO OWNER.
3. NEW DEVICE AT THIS LOCATION. RELOCATE EXISTING DATA CABLE FROM ORIGINAL LOCATION AS INDICATED.
4. NEW DEVICE AT THIS LOCATION. NEW DATA DROP TO BE PROVIDED BY OTHERS.
5. REMOVE CAMERA DEVICE AND PROVIDE TO OWNER. DATA DROP TO BE DEMOLISHED BACK TO SOURCE, BY OTHERS.
6. EXISTING DEVICE TO REMAIN.

PPS CAMERA UPGRADES 2021



KEY PLAN
SCALE: NO SCALE

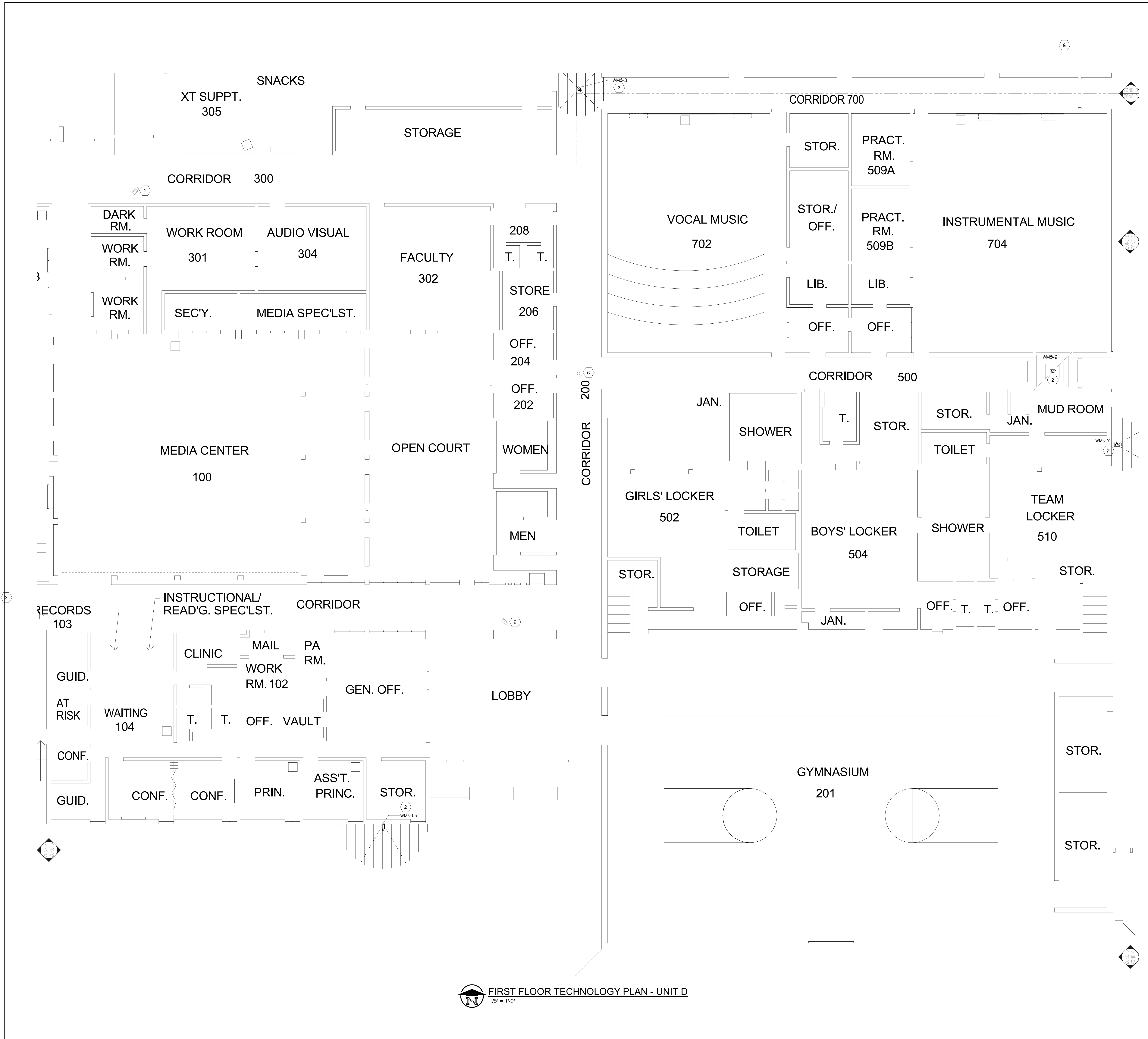
ISSUED FOR DATE

PROJECT TITLE
VIDEO SURVEILLANCE UPGRADES 2021

OWNER
PORTAGE PUBLIC SCHOOLS
Portage, Michigan

SHEET TITLE
WEST MS - FIRST FLOOR TECHNOLOGY
PLAN - UNIT C
DATE
JULY 28, 2021
SHEET NUMBER
T-121C
21-150.00

ADDENDUM 1 - August 03, 2021



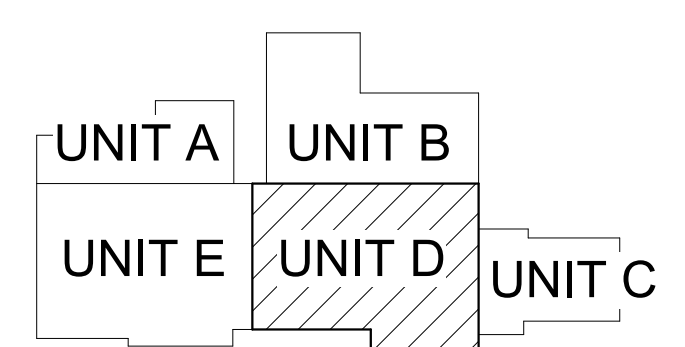
GENERAL TECHNOLOGY NOTES

1. TECHNOLOGY CONTRACTOR SHALL BE RESPONSIBLE FOR ALL CUTTING AND PATCHING REQUIRED FOR NEW WORK OR WHERE DEVICES ARE REMOVED AND NOT REPLACED.
2. TECHNOLOGY CONTRACTOR SHALL COORDINATE WITH G SERIES SHEETS DEVICE COORDINATION DETAIL. DEVICES ARE TO ALIGN VERTICALLY AND HORIZONTALLY AND FOLLOW THE RULES OF THIS DETAIL CONSISTENTLY. A PRE-INSTALL DEVICE COORDINATION MEETING FOR DEVICE FINISHES AND LAYOUT MAY BE REQUIRED IN THE SPECIFICATION FOR THIS PROJECT.
3. REFER TO TECHNOLOGY, ELECTRICAL AND ARCHITECTURAL DETAILS AND ELEVATIONS FOR SYMBOL INFORMATION AND ELEVATION DETAIL.
4. DEVICES AND EQUIPMENT SHOWN DASHED OR WITH AN "X" ARE TO BE REMOVED. FIXTURES, DEVICES AND EQUIPMENT SHOWN LIGHTLY OR WITH AN "E" ARE EXISTING TO REMAIN UNDISTURBED.
5. DEVICES SHOWN WITH AN "R" ARE EXISTING TO BE REPLACED WITH NEW DEVICE AND COVERPLATE.
6. TEMPORARILY SUPPORT EXISTING CEILING DEVICES TO REMAIN IN EXISTING CEILINGS TO BE REPLACED. REINSTALL DEVICES INTO NEW CEILING.
7. CONTRACTOR SHALL BE RESPONSIBLE FOR PROJECT PHASING. TEMPORARY WIRING TO KEEP SYSTEMS RUNNING SHALL BE PROVIDED AS REQUIRED WHILE BUILDING IS OCCUPIED BETWEEN PHASES OF CONSTRUCTION.

TECHNOLOGY KEYED NOTES

1. REMOVE CAMERA DEVICE AND PROVIDE TO OWNER. RELOCATE EXISTING DATA CABLE TO NEW CAMERA LOCATION. INSTALL NEW ACOUSTIC CEILING TILE (BY OWNER) OR PAINT AND PATCH WALL OR CEILING (MATCH PAINT WITH OWNER) AS APPLICABLE.
2. REPLACE EXISTING CAMERA DEVICE WITH NEW DEVICE AT THIS LOCATION AS SPECIFIED. PROVIDE EXISTING DEVICE TO OWNER.
3. NEW DEVICE AT THIS LOCATION. RELOCATE EXISTING DATA CABLE FROM ORIGINAL LOCATION AS INDICATED.
4. NEW DEVICE AT THIS LOCATION. NEW DATA DROP TO BE PROVIDED BY OTHERS.
5. REMOVE CAMERA DEVICE AND PROVIDE TO OWNER. DATA DROP TO BE DEMOLISHED BACK TO SOURCE, BY OTHERS.
6. EXISTING DEVICE TO REMAIN.

PPS CAMERA UPGRADES 2021



KEY PLAN
SCALE: NO SCALE

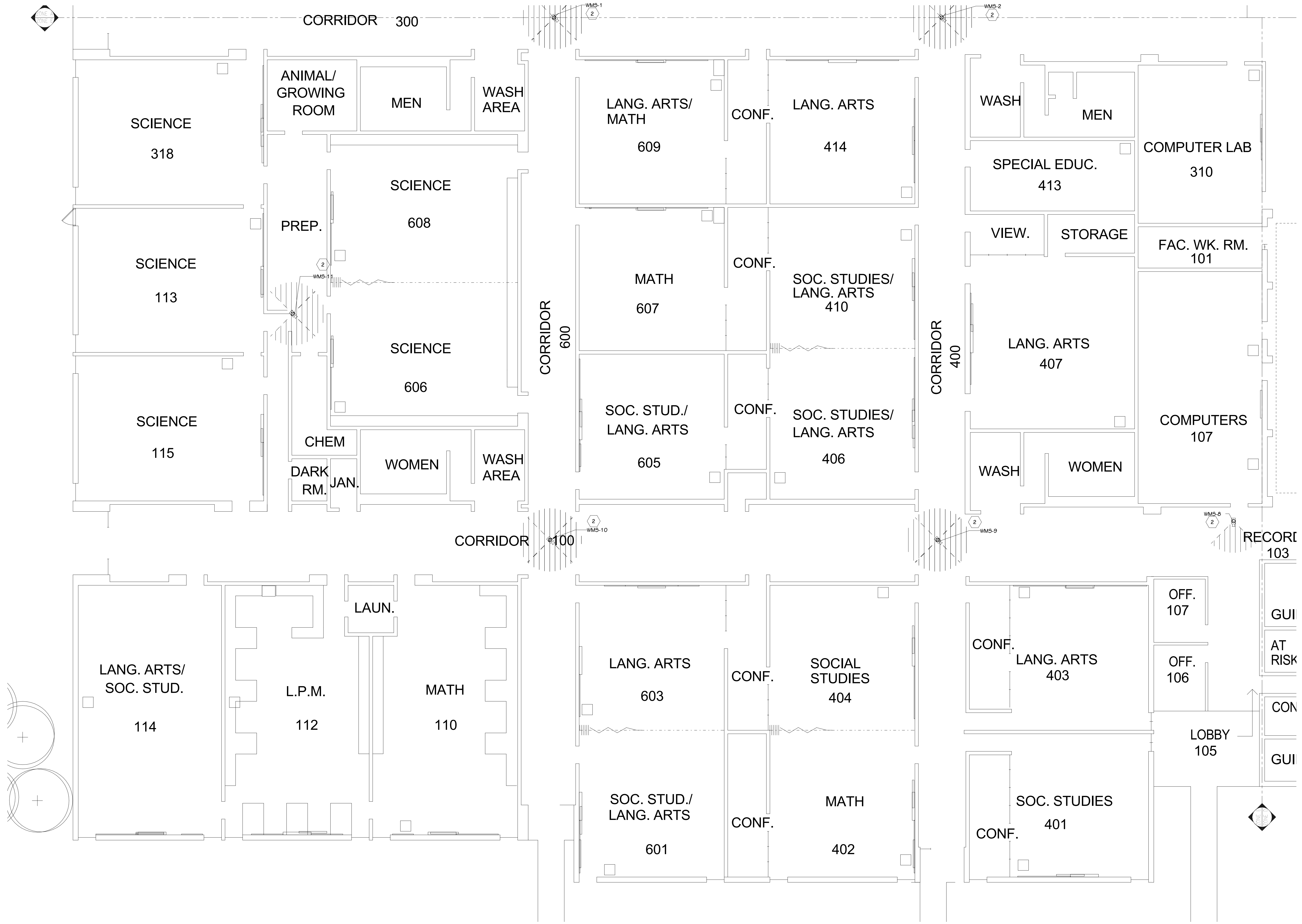
FIRST FLOOR TECHNOLOGY PLAN - UNIT D
1/8" = 1'-0"

ISSUED FOR DATE

PROJECT TITLE
VIDEO SURVEILLANCE UPGRADES 2021
OWNER
PORTAGE PUBLIC SCHOOLS
Portage, Michigan

DATE
JULY 28, 2021

SHEET TITLE
WEST MS - FIRST FLOOR TECHNOLOGY PLAN - UNIT D
SHEET NUMBER
T-121D
21-150.00



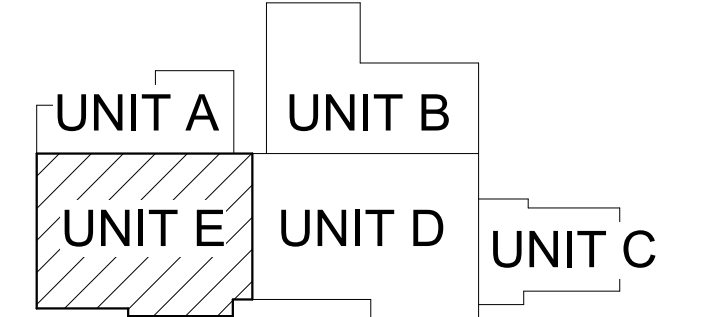
FIRST FLOOR TECHNOLOGY PLAN - UNIT E
1/8" = 1'-0"

GENERAL TECHNOLOGY NOTES

1. TECHNOLOGY CONTRACTOR SHALL BE RESPONSIBLE FOR ALL CUTTING AND PATCHING REQUIRED FOR NEW WORK OR WHERE DEVICES ARE REMOVED AND NOT REPLACED.
2. TECHNOLOGY CONTRACTOR SHALL COORDINATE WITH G SERIES SHEETS DEVICE COORDINATION DETAIL. DEVICES ARE TO ALIGN VERTICALLY AND HORIZONTALLY AND FOLLOW THE RULES OF THIS DETAIL CONSISTENTLY. A PRE-INSTALL DEVICE COORDINATION MEETING FOR DEVICE FINISHES AND LAYOUT MAY BE REQUIRED IN THE SPECIFICATION FOR THIS PROJECT.
3. REFER TO TECHNOLOGY, ELECTRICAL AND ARCHITECTURAL DETAILS AND ELEVATIONS FOR SYMBOL INFORMATION AND ELEVATION DETAIL.
4. DEVICES AND EQUIPMENT SHOWN DASHED OR WITH AN "X" ARE TO BE REMOVED. FIXTURES, DEVICES AND EQUIPMENT SHOWN LIGHTLY OR WITH AN "E" ARE EXISTING TO REMAIN UNDISTURBED.
5. DEVICES SHOWN WITH AN "R" ARE EXISTING TO BE REPLACED WITH NEW DEVICE AND COVERPLATE.
6. TEMPORARILY SUPPORT EXISTING CEILING DEVICES TO REMAIN IN EXISTING CEILINGS TO BE REPLACED. REINSTALL DEVICES INTO NEW CEILING.
7. CONTRACTOR SHALL BE RESPONSIBLE FOR PROJECT PHASING. TEMPORARY WIRING TO KEEP SYSTEMS RUNNING SHALL BE PROVIDED AS REQUIRED WHILE BUILDING IS OCCUPIED BETWEEN PHASES OF CONSTRUCTION.

TECHNOLOGY KEYED NOTES

1. REMOVE CAMERA DEVICE AND PROVIDE TO OWNER. RELOCATE EXISTING DATA CABLE TO NEW CAMERA LOCATION. INSTALL NEW ACOUSTIC CEILING TILE (BY OWNER) OR PAINT AND PATCH WALL OR CEILING (MATCH PAINT WITH OWNER) AS APPLICABLE.
2. REPLACE EXISTING CAMERA DEVICE WITH NEW DEVICE AT THIS LOCATION AS SPECIFIED. PROVIDE EXISTING DEVICE TO OWNER.
3. NEW DEVICE AT THIS LOCATION. RELOCATE EXISTING DATA CABLE FROM ORIGINAL LOCATION AS INDICATED.
4. NEW DEVICE AT THIS LOCATION. NEW DATA DROP TO BE PROVIDED BY OTHERS.
5. REMOVE CAMERA DEVICE AND PROVIDE TO OWNER. DATA DROP TO BE DEMOLISHED BACK TO SOURCE, BY OTHERS.
6. EXISTING DEVICE TO REMAIN.



KEY PLAN
SCALE: NO SCALE

ISSUED FOR DATE

PROJECT TITLE
VIDEO SURVEILLANCE UPGRADES 2021
OWNER
PORTAGE PUBLIC SCHOOLS
Portage, Michigan
DATE
JULY 28, 2021
SHEET NUMBER
T-121E
21-150.00

ADDENDUM 1 - August 03, 2021

SHEET TITLE
WEST MS - FIRST FLOOR TECHNOLOGY
PLAN - UNIT E
PPS CAMERA UPGRADES 2021

WEST MIDDLE SCHOOL SECURITY CAMERA SCHEDULE

CAMERA NUMBER	MAKE/MODEL	MOUNTING TYPE	MOUNTING ACCESSORIES	COMMENTS
WMS-1	AVIGILON 32C-H4A-4MH-3G0	DROP CEILING		
WMS-2	AVIGILON 32C-H4A-4MH-3G0	DROP CEILING		
WMS-3	AVIGILON 32C-H4A-4MH-3G0	DROP CEILING		
WMS-4	AVIGILON 12.0V-H5A-FE-DC1	DROP CEILING		
WMS-5	AVIGILON 24C-H4A-3MH-1.80	SURFACE, PENDANT	H4AMH-AD-PEND1, H4AMH-DO-COVR1, IRPTZ-MNT-WALL1	
WMS-6	AVIGILON 10.0C-H5DH-D1-IR	DROP CEILING		
WMS-7	AVIGILON 24C-H4A-3MH-1.80	DROP CEILING		
WMS-8	AVIGILON 8.0C-H5A-D1	DROP CEILING		
WMS-9	AVIGILON 32C-H4A-4MH-3G0	DROP CEILING		
WMS-10	AVIGILON 32C-H4A-4MH-3G0	DROP CEILING		
WMS-11	AVIGILON 24C-H4A-3MH-1.80	DROP CEILING		
WMS-E1	AVIGILON 24C-H4A-3MH-270	CORNER MOUNT, PENDANT	H4AMH-AD-PEND1, H4AMH-DO-COVR1, IRPTZ-MNT-WALL1, H4-MT-CRNR1	
WMS-E2	AVIGILON 24C-H4A-3MH-1.80	SURFACE, PENDANT	H4AMH-AD-PEND1, H4AMH-DO-COVR1, IRPTZ-MNT-WALL1	
WMS-E3	AVIGILON 24C-H4A-3MH-1.80	SURFACE, PENDANT	H4AMH-AD-PEND1, H4AMH-DO-COVR1, IRPTZ-MNT-WALL1	
WMS-E4	AVIGILON 24C-H4A-3MH-1.80	SURFACE, PENDANT	H4AMH-AD-PEND1, H4AMH-DO-COVR1, IRPTZ-MNT-WALL1	
WMS-E5	AVIGILON 24C-H4A-3MH-1.80	SURFACE, PENDANT	H4AMH-AD-PEND1, H4AMH-DO-COVR1, IRPTZ-MNT-WALL1	

WMS-E#: EXTERIOR CAMERA
WMS-#: INTERIOR CAMERA

SECURITY SYMBOLS	
	SECURITY CAMERA - WALL
	SECURITY CAMERA - CEILING
	(HALF SHADED) SECURITY CAMERA - WALL - REFER TO KEYED NOTE FOR DIRECTION
	(HALF SHADED) SECURITY CAMERA - CEILING - REFER TO KEYED NOTE FOR DIRECTION
CAMERA TAG LEGEND	
	XXX: BUILDING PREFIX 11111004: TAG NUMBER #: CAMERA NUMBER (IF FOR ALL EXTERIOR CAMERAS)

NOTES:
COORDINATE MOUNTING HEIGHTS WITH EXISTING ROUGH IN WHERE DEVICES ARE TO BE REPLACED IN THEIR EXACT LOCATIONS. WHERE NEW DEVICES ARE INSTALLED NEAR EXISTING CAMERAS, MATCH INSTALLATION HEIGHT OF PREVIOUS CAMERA LOCATION.

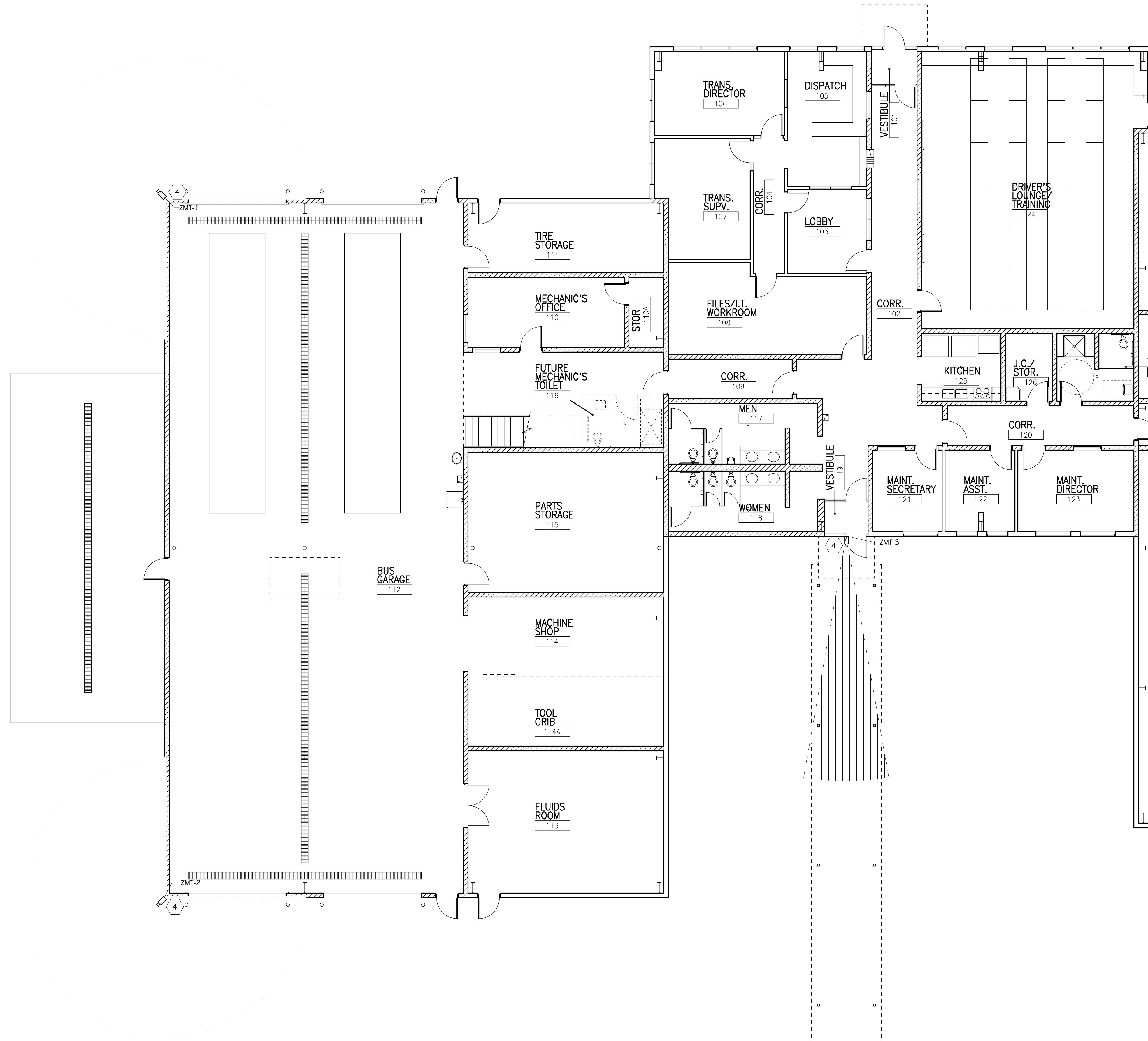
SYMBOL LEGEND
SCALE: NONE

ADDENDUM #1 08-03-2021

ISSUED FOR DATE

PROJECT TITLE
 VIDEO SURVEILLANCE UPGRADES 2021
 OWNER
 PORTAGE PUBLIC SCHOOLS
 Portage, Michigan
ADDENDUM 1 - August 03, 2021

SHEET TITLE
 WEST MS - CAMERA SCHEDULE
 DATE
 JULY 28, 2021
 SHEET NUMBER
T 122
 21-150.00



 **FIRST FLOOR TECHNOLOGY PLAN - UNIT A**
1/8" = 1'-0"

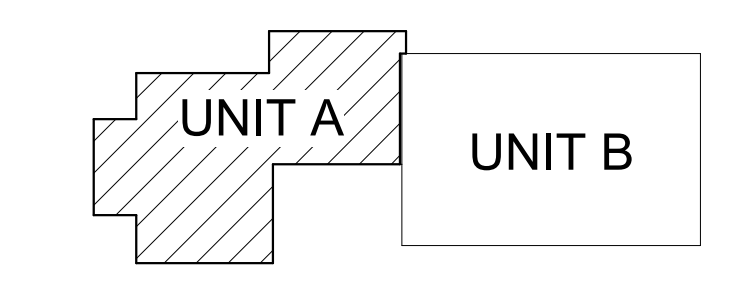
GENERAL TECHNOLOGY NOTES

- 1 TECHNOLOGY CONTRACTOR SHALL BE RESPONSIBLE FOR ALL CUTTING AND PATCHING REQUIRED FOR NEW WORK OR WHERE DEVICES ARE REMOVED AND NOT REPLACED.
- 2 TECHNOLOGY CONTRACTOR SHALL COORDINATE WITH G SERIES SHEETS DEVICE COORDINATION DETAIL. DEVICES ARE TO ALIGN VERTICALLY AND HORIZONTALLY AND FOLLOW THE RULES OF THIS DETAIL CONSISTENTLY. A PRE-INSTALL DEVICE COORDINATION MEETING FOR DEVICE FINISHES AND LAYOUT MAY BE REQUIRED IN THE SPECIFICATION FOR THIS PROJECT.
- 3 REFER TO TECHNOLOGY, ELECTRICAL AND ARCHITECTURAL DETAILS AND ELEVATIONS FOR SYMBOL INFORMATION AND ELEVATION DETAIL.
- 4 DEVICES AND EQUIPMENT SHOWN DASHED OR WITH AN "X" ARE TO BE REMOVED. FIXTURES, DEVICES AND EQUIPMENT SHOWN LIGHTLY OR WITH AN "E" ARE EXISTING TO REMAIN UNDISTURBED.
- 5 DEVICES SHOWN WITH AN "R" ARE EXISTING TO BE REPLACED WITH NEW DEVICE AND COVERPLATE.
- 6 TEMPORARILY SUPPORT EXISTING CEILING DEVICES TO REMAIN IN EXISTING CEILINGS TO BE REPLACED. REINSTALL DEVICES INTO NEW CEILING.
- 7 CONTRACTOR SHALL BE RESPONSIBLE FOR PROJECT PHASING. TEMPORARY WIRING TO KEEP SYSTEMS RUNNING SHALL BE PROVIDED AS REQUIRED WHILE BUILDING IS OCCUPIED BETWEEN PHASES OF CONSTRUCTION.

TECHNOLOGY KEYED NOTES

- 1 REMOVE CAMERA DEVICE AND PROVIDE TO OWNER. RELOCATE EXISTING DATA CABLE TO NEW CAMERA LOCATION. INSTALL NEW ACOUSTIC CEILING TILE (BY OWNER) OR PAINT AND PATCH WALL OR CEILING (MATCH PAINT WITH OWNER) AS APPLICABLE.
- 2 REPLACE EXISTING CAMERA DEVICE WITH NEW DEVICE AT THIS LOCATION AS SPECIFIED. PROVIDE EXISTING DEVICE TO OWNER.
- 3 NEW DEVICE AT THIS LOCATION. RELOCATE EXISTING DATA CABLE FROM ORIGINAL LOCATION AS INDICATED.
- 4 NEW DEVICE AT THIS LOCATION. NEW DATA DROP TO BE PROVIDED BY OTHERS.
- 5 REMOVE CAMERA DEVICE AND PROVIDE TO OWNER. DATA DROP TO BE DEMOLISHED BACK TO SOURCE, BY OTHERS.
- 6 EXISTING DEVICE TO REMAIN.

PPS CAMERA UPGRADES 2021



KEY PLAN
SCALE: NO SCALE

ISSUED FOR DATE

PROJECT TITLE
VIDEO SURVEILLANCE UPGRADES 2021

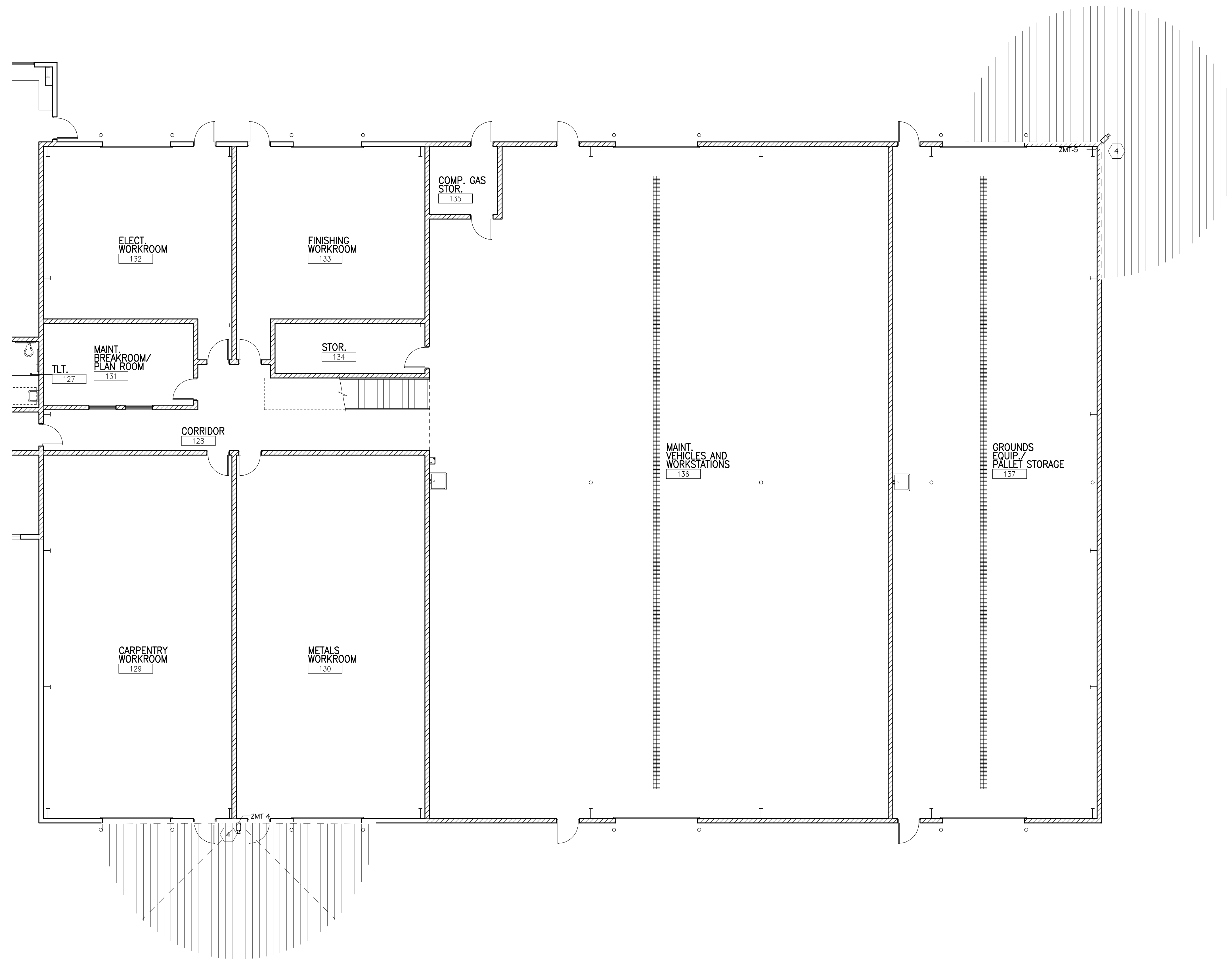
OWNER
PORTAGE PUBLIC SCHOOLS

SHEET TITLE
TRANSPORTATION - FIRST FLOOR
TECHNOLOGY PLAN - UNIT A

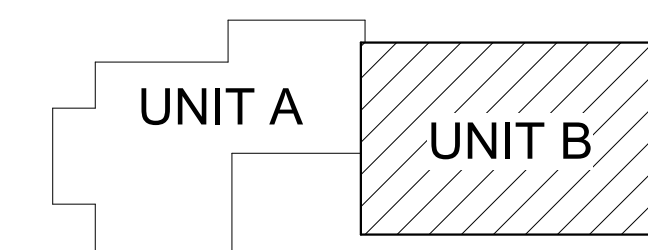
ADDENDUM 1 - August 03, 2021

Portage, Michigan

SHEET NUMBER
T 131A
DATE
JULY 28, 2021
21-150.00



FIRST FLOOR TECHNOLOGY PLAN - UNIT B
1/8" = 1'-0"



KEY PLAN
SCALE: NO SCALE

GENERAL TECHNOLOGY NOTES

- 1 TECHNOLOGY CONTRACTOR SHALL BE RESPONSIBLE FOR ALL CUTTING AND PATCHING REQUIRED FOR NEW WORK OR WHERE DEVICES ARE REMOVED AND NOT REPLACED.
- 2 TECHNOLOGY CONTRACTOR SHALL COORDINATE WITH G SERIES SHEETS DEVICE COORDINATION DETAIL. DEVICES ARE TO ALIGN VERTICALLY AND HORIZONTALLY AND FOLLOW THE RULES OF THIS DETAIL CONSISTENTLY. A PRE-INSTALL DEVICE COORDINATION MEETING FOR DEVICE FINISHES AND LAYOUT MAY BE REQUIRED IN THE SPECIFICATION FOR THIS PROJECT.
- 3 REFER TO TECHNOLOGY, ELECTRICAL AND ARCHITECTURAL DETAILS AND ELEVATIONS FOR SYMBOL INFORMATION AND ELEVATION DETAIL.
- 4 DEVICES AND EQUIPMENT SHOWN DASHED OR WITH AN "X" ARE TO BE REMOVED. FIXTURES, DEVICES AND EQUIPMENT SHOWN LIGHTLY OR WITH AN "E" ARE EXISTING TO REMAIN UNDISTURBED.
- 5 DEVICES SHOWN WITH AN "R" ARE EXISTING TO BE REPLACED WITH NEW DEVICE AND COVERPLATE.
- 6 TEMPORARILY SUPPORT EXISTING CEILING DEVICES TO REMAIN IN EXISTING CEILINGS TO BE REPLACED. REINSTALL DEVICES INTO NEW CEILING.
- 7 CONTRACTOR SHALL BE RESPONSIBLE FOR PROJECT PHASING. TEMPORARY WIRING TO KEEP SYSTEMS RUNNING SHALL BE PROVIDED AS REQUIRED WHILE BUILDING IS OCCUPIED BETWEEN PHASES OF CONSTRUCTION.

TECHNOLOGY KEYED NOTES

- 1 REMOVE CAMERA DEVICE AND PROVIDE TO OWNER. RELOCATE EXISTING DATA CABLE TO NEW CAMERA LOCATION. INSTALL NEW ACOUSTIC CEILING TILE (BY OWNER) OR PAINT AND PATCH WALL OR CEILING (MATCH PAINT WITH OWNER) AS APPLICABLE.
- 2 REPLACE EXISTING CAMERA DEVICE WITH NEW DEVICE AT THIS LOCATION AS SPECIFIED. PROVIDE EXISTING DEVICE TO OWNER.
- 3 NEW DEVICE AT THIS LOCATION. RELOCATE EXISTING DATA CABLE FROM ORIGINAL LOCATION AS INDICATED.
- 4 NEW DEVICE AT THIS LOCATION. NEW DATA DROP TO BE PROVIDED BY OTHERS.
- 5 REMOVE CAMERA DEVICE AND PROVIDE TO OWNER. DATA DROP TO BE DEMOLISHED BACK TO SOURCE, BY OTHERS.
- 6 EXISTING DEVICE TO REMAIN.

PPS CAMERA UPGRADES 2021

TowerPinkster
Architecture · Engineering · Interiors
4 East Fulton Street, Suite 200, Portage, Michigan 49783
242 East Kalamazoo Avenue, Suite 100, Portage, Michigan 49783
616-456-9844 Phone 616-456-5088 Fax 269-343-6133 Mobile 269-343-6333 Fax
TOWERPINKSTER.COM
© 2021 ALL RIGHTS RESERVED

PROJECT TITLE
VIDEO SURVEILLANCE UPGRADES 2021

OWNER
PORTAGE PUBLIC SCHOOLS

DATE
JULY 28, 2021

ISSUED FOR
DATE

ADDENDUM 1 - August 03, 2021

SHEET NUMBER
T-131B

SCALE: NO SCALE





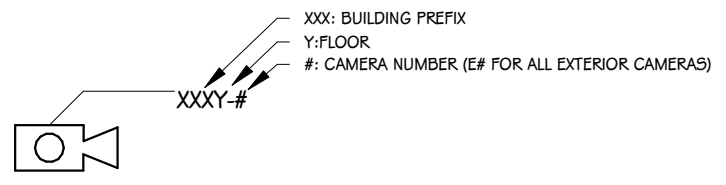
SHEET TITLE
TRANSPORTATION - FIRST FLOOR
TECHNOLOGY PLAN - UNIT B

DATE
JULY 28, 2021

SCALE: NO SCALE

TRANSPORTATION BUILDING SECURITY CAMERA SCHEDULE				
CAMERA NUMBER	MAKE/MODEL	MOUNTING TYPE	MOUNTING ACCESSORIES	COMMENTS
ZMT-1	AVIGILON 24C-H4A-3MH-270	CORNER MOUNT, PENDANT	H4AMH-AD-PEND1, H4AMH-DO-COVR1, IRPTZ-MNT-WALL1, H4-MT-CRNR1	
ZMT-2	AVIGILON 24C-H4A-3MH-270	CORNER MOUNT, PENDANT	H4AMH-AD-PEND1, H4AMH-DO-COVR1, IRPTZ-MNT-WALL1, H4-MT-CRNR1	
ZMT-3	AVIGILON 8.0C-H5A-DO1	SURFACE, ABOVE CANOPY		
ZMT-4	AVIGILON 24C-H4A-3MH-180	SURFACE, PENDANT	H4AMH-AD-PEND1, H4AMH-DO-COVR1, IRPTZ-MNT-WALL1	
ZMT-5	AVIGILON 24C-H4A-3MH-270	CORNER MOUNT, PENDANT	H4AMH-AD-PEND1, H4AMH-DO-COVR1, IRPTZ-MNT-WALL1, H4-MT-CRNR1	

ZMT-#: EXTERIOR CAMERA

SECURITY SYMBOLS	
	SECURITY CAMERA - WALL
	SECURITY CAMERA - CEILING
	(HALF SHADED) SECURITY CAMERA - WALL - REFER TO KEYED NOTE FOR DIRECTION
	(HALF SHADED) SECURITY CAMERA - CEILING - REFER TO KEYED NOTE FOR DIRECTION
CAMERA TAG LEGEND	
	XXX BUILDING PREFIX Y FLOOR # CAMERA NUMBER (SA FOR ALL EXTERIOR CAMERAS)

NOTES:
COORDINATE MOUNTING HEIGHTS WITH EXISTING ROUGH IN WHERE DEVICES ARE TO BE REPLACED IN THEIR EXACT LOCATIONS. WHERE NEW DEVICES ARE INSTALLED NEAR EXISTING CAMERAS, MATCH INSTALLATION HEIGHT OF PREVIOUS CAMERA LOCATION.

SYMBOL LEGEND
SCALE: NONE

12TH STREET ELEMENTARY SECURITY CAMERA SCHEDULE

CAMERA NUMBER	MAKE/MODEL	MOUNTING TYPE	MOUNTING ACCESSORIES	COMMENTS
TWL-1	AVIGILON 10.OC-H5DH-D1-IR	CEILING		
TWL-E1	AVIGILON 32C-H4A-4MH-3G0	CANOPY		
TWL-E2	AVIGILON 8.OC-H5A-D1	SURFACE		
TWL-E3	AVIGILON 24C-H4A-3MH-180	SURFACE, PENDANT	H4AMH-AD-PEND1, H4AMH-DO-COVR1, IRPTZ-MNT-WALL1	
TWL-E4	AVIGILON 24C-H4A-3MH-180	SURFACE, PENDANT	H4AMH-AD-PEND1, H4AMH-DO-COVR1, IRPTZ-MNT-WALL1	
TWL-E5	AVIGILON 24C-H4A-3MH-180	SURFACE, PENDANT	H4AMH-AD-PEND1, H4AMH-DO-COVR1, IRPTZ-MNT-WALL1	
TWL-E6	AVIGILON 24C-H4A-3MH-180	SURFACE, PENDANT	H4AMH-AD-PEND1, H4AMH-DO-COVR1, IRPTZ-MNT-WALL1	

ADMINISTRATION BUILDING SECURITY CAMERA SCHEDULE

CAMERA NUMBER	MAKE/MODEL	MOUNTING TYPE	MOUNTING ACCESSORIES	COMMENTS
ADM-E1	AVIGILON 24C-H4A-3MH-180	SURFACE, PENDANT	H4AMH-AD-PEND1, H4AMH-DO-COVR1, IRPTZ-MNT-WALL1	
ADM-E2	AVIGILON 24C-H4A-3MH-180	SURFACE, PENDANT	H4AMH-AD-PEND1, H4AMH-DO-COVR1, IRPTZ-MNT-WALL1	
ADM-E3	AVIGILON 24C-H4A-3MH-180	SURFACE, PENDANT	H4AMH-AD-PEND1, H4AMH-DO-COVR1, IRPTZ-MNT-WALL1	

AMBERLY ELEMENTARY SECURITY CAMERA SCHEDULE

CAMERA NUMBER	MAKE/MODEL	MOUNTING TYPE	MOUNTING ACCESSORIES	COMMENTS
AMB-1	AVIGILON 8.OC-H5A-D1	CEILING		
AMB-E1	AVIGILON 24C-H4A-3MH-180	SURFACE, PENDANT	H4AMH-AD-PEND1, H4AMH-DO-COVR1, IRPTZ-MNT-WALL1	
AMB-E2	AVIGILON 24C-H4A-3MH-180	SURFACE, PENDANT	H4AMH-AD-PEND1, H4AMH-DO-COVR1, IRPTZ-MNT-WALL1	
AMB-E3	AVIGILON 24C-H4A-3MH-180	SURFACE, PENDANT	H4AMH-AD-PEND1, H4AMH-DO-COVR1, IRPTZ-MNT-WALL1	
AMB-E4	AVIGILON 24C-H4A-3MH-180	SURFACE, PENDANT	H4AMH-AD-PEND1, H4AMH-DO-COVR1, IRPTZ-MNT-WALL1	
AMB-E5	AVIGILON 24C-H4A-3MH-180	SURFACE, PENDANT	H4AMH-AD-PEND1, H4AMH-DO-COVR1, IRPTZ-MNT-WALL1	

ANGLING ROAD ELEMENTARY SECURITY CAMERA SCHEDULE

CAMERA NUMBER	MAKE/MODEL	MOUNTING TYPE	MOUNTING ACCESSORIES	COMMENTS
ANG-1	AVIGILON 8.OC-H5A-D1	SURFACE		
ANG-E1	AVIGILON 24C-H4A-3MH-270	CORNER MOUNT, PENDANT	H4AMH-AD-PEND1, H4AMH-DO-COVR1, IRPTZ-MNT-WALL1, H4-MT-CRNR1	
ANG-E2	AVIGILON 24C-H4A-3MH-180	POLE, PENDANT	H4AMH-AD-PEND1, H4AMH-DO-COVR1, IRPTZ-MNT-WALL1	

CENTRAL ELEMENTARY SECURITY CAMERA SCHEDULE

CAMERA NUMBER	MAKE/MODEL	MOUNTING TYPE	MOUNTING ACCESSORIES	COMMENTS
CEL-1	AVIGILON 8.OC-H5A-D1	CEILING		
CEL-E1	AVIGILON 24C-H4A-3MH-180	SURFACE, PENDANT	H4AMH-AD-PEND1, H4AMH-DO-COVR1, IRPTZ-MNT-WALL1	
CEL-E2	AVIGILON 24C-H4A-3MH-180	CANOPY		
CEL-E3	AVIGILON 8.OC-H5A-DO1	SURFACE		

COMMUNITY EDUCATION CENTER SECURITY CAMERA SCHEDULE

CAMERA NUMBER	MAKE/MODEL	MOUNTING TYPE	MOUNTING ACCESSORIES	COMMENTS
CEC-1	AVIGILON 24C-H4A-3MH-180	CEILING		
CEC-2	AVIGILON 24C-H4A-3MH-180	CEILING		
CEC-3	AVIGILON 24C-H4A-3MH-180	CEILING		
CEC-4	AVIGILON 24C-H4A-3MH-180	CEILING		
CEC-5	AVIGILON 24C-H4A-3MH-180	CEILING		
CEC-6	AVIGILON 24C-H4A-3MH-180	CEILING		
CEC-7	AVIGILON 24C-H4A-3MH-180	CEILING		
CEC-8	AVIGILON 24C-H4A-3MH-180	CEILING		
CEC-E1	AVIGILON 24C-H4A-3MH-180	SURFACE, PENDANT	H4AMH-AD-PEND1, H4AMH-DO-COVR1, IRPTZ-MNT-WALL1	
CEC-E2	AVIGILON 24C-H4A-3MH-270	CORNER MOUNT, PENDANT	H4AMH-AD-PEND1, H4AMH-DO-COVR1, IRPTZ-MNT-WALL1, H4-MT-CRNR1	
CEC-E3	AVIGILON 24C-H4A-3MH-270	CORNER MOUNT, PENDANT	H4AMH-AD-PEND1, H4AMH-DO-COVR1, IRPTZ-MNT-WALL1, H4-MT-CRNR1	
CEC-E4	AVIGILON 24C-H4A-3MH-270	CORNER MOUNT, PENDANT	H4AMH-AD-PEND1, H4AMH-DO-COVR1, IRPTZ-MNT-WALL1, H4-MT-CRNR1	
CEC-E5	AVIGILON 24C-H4A-3MH-270	CORNER MOUNT, PENDANT	H4AMH-AD-PEND1, H4AMH-DO-COVR1, IRPTZ-MNT-WALL1, H4-MT-CRNR1	
CEC-E6	AVIGILON 8.OC-H5A-DO1	SURFACE		

HAVERHILL ELEMENTARY SECURITY CAMERA SCHEDULE

CAMERA NUMBER	MAKE/MODEL	MOUNTING TYPE	MOUNTING ACCESSORIES	COMMENTS
HAV-1	AVIGILON 8.OC-H5A-D1	SURFACE		
HAV-E1	AVIGILON 24C-H4A-3MH-180	SURFACE, PENDANT	H4AMH-AD-PEND1, H4AMH-DO-COVR1, IRPTZ-MNT-WALL1	
HAV-E2	AVIGILON 24C-H4A-3MH-180	SURFACE, PENDANT	H4AMH-AD-PEND1, H4AMH-DO-COVR1, IRPTZ-MNT-WALL1	
HAV-E3	AVIGILON 24C-H4A-3MH-180	SURFACE, PENDANT	H4AMH-AD-PEND1, H4AMH-DO-COVR1, IRPTZ-MNT-WALL1	
HAV-E4	AVIGILON 24C-H4A-3MH-180	SURFACE, PENDANT	H4AMH-AD-PEND1, H4AMH-DO-COVR1, IRPTZ-MNT-WALL1	
HAV-E5	AVIGILON 32C-H4A-4MH-3G0	SURFACE		

LAKE CENTER ELEMENTARY SECURITY CAMERA SCHEDULE

CAMERA NUMBER	MAKE/MODEL	MOUNTING TYPE	MOUNTING ACCESSORIES	COMMENTS
LCE-1	AVIGILON 10.OC-H5DH-D1-IR	CEILING		
LCE-E1	AVIGILON 8.OC-H5A-DO1	SURFACE		
LCE-E2	AVIGILON 24C-H4A-3MH-180	SURFACE, PENDANT	H4AMH-AD-PEND1, H4AMH-DO-COVR1, IRPTZ-MNT-WALL1	
LCE-E3	AVIGILON 24C-H4A-3MH-180	SURFACE, PENDANT	H4AMH-AD-PEND1, H4AMH-DO-COVR1, IRPTZ-MNT-WALL1	


MOORSBRIDGE ELEMENTARY SECURITY CAMERA SCHEDULE


CAMERA NUMBER	MAKE/MODEL	MOUNTING TYPE	MOUNTING ACCESSORIES	COMMENTS
MBE-1	AVIGILON 8.OC-H5A-D1	CEILING		
MBE-E1	AVIGILON 10.OC-H5DH-D1-IR	SURFACE		
MBE-E2	AVIGILON 24C-H4A-3MH-180	SURFACE, PENDANT	H4AMH-AD-PEND1, H4AMH-DO-COVR1, IRPTZ-MNT-WALL1	
MBE-E3	AVIGILON 32C-H4A-4MH-3G0	CEILING		
MBE-E4	AVIGILON 24C-H4A-3MH-180	SURFACE, PENDANT	H4AMH-AD-PEND1, H4AMH-DO-COVR1, IRPTZ-MNT-WALL1	
MBE-E5	AVIGILON 24C-H4A-3MH-180	SURFACE, PENDANT	H4AMH-AD-PEND1, H4AMH-DO-COVR1, IRPTZ-MNT-WALL1	
MBE-E6	AVIGILON 24C-H4A-3MH-180	SURFACE, PENDANT	H4AMH-AD-PEND1, H4AMH-DO-COVR1, IRPTZ-MNT-WALL1	
MBE-E7	AVIGILON 10.OC-H5DH-D1-IR	SURFACE		


WOODLAND ELEMENTARY SECURITY CAMERA SCHEDULE


CAMERA NUMBER	MAKE/MODEL	MOUNTING TYPE	MOUNTING ACCESSORIES	COMMENTS
WOD-1	AVIGILON 8.OC-H5A-D1	SURFACE		

SECURITY SYMBOLS


 SECURITY CAMERA - WALL

 SECURITY CAMERA - CEILING

 (HALF SHADED) SECURITY CAMERA - WALL - REFER TO KEYED NOTE FOR DIRECTION

 (HALF SHADED) SECURITY CAMERA - CEILING - REFER TO KEYED NOTE FOR DIRECTION

CAMERA TAG LEGEND

 000 BUILDING PREFIX
FLOOR #
CAMERA NUMBER (IF FOR ALL EXTERIOR CAMERAS)

NOTES:
 COORDINATE MOUNTING HEIGHTS WITH EXISTING ROUGH IN WHERE DEVICES ARE TO BE REPLACED IN THEIR EXACT LOCATIONS. WHERE NEW DEVICES ARE INSTALLED NEAR EXISTING CAMERAS, MATCH INSTALLATION HEIGHT OF PREVIOUS CAMERA LOCATION.

SYMBOL LEGEND
 SCALE: NONE