

**GENERAL NOTES**

1. CONTRACTOR TO FIELD VERIFY SANITARY RISER PIPE LOCATION PRIOR TO REMOVING ANY PIPE.

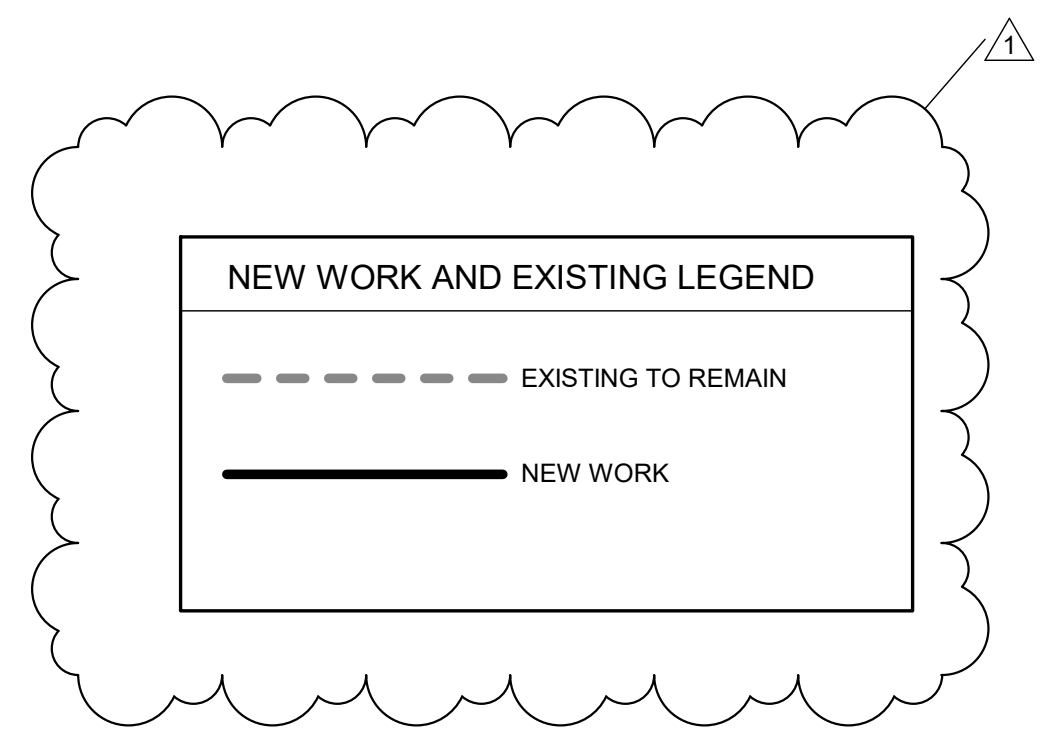
**KEYED NOTES**


- REFER TO ENLARGED UNIT PLAN SHEET P4.001 FOR TYPICAL UNIT PLAN PIPING LAYOUT COORDINATION.
- REMOVE EXISTING WATER HEATER, AND EXISTING GATE VALVE. PROVIDE NEW WATER HEATER AND BALL VALVE. REFER TO SHEET P6.001 FOR WATER HEATER SCHEDULE AND DETAILS.
- REMOVE EXISTING SANITARY AND VENT RISER, AND PROVIDE NEW SANITARY AND VENT RISER. REFER TO RISER DIAGRAM SHEETS P9.001-P9.002 FOR CONTINUATION.
- NEW 4" SANITARY RISER DOWN FROM FLOOR ABOVE.
- REMOVE EXISTING WATER COOLER, AND REPLACE WITH NEW WATER COOLER. REFER TO PLUMBING SCHEDULE FOR MORE INFO. INSTALL PER MANUFACTURERS RECOMMENDATIONS. PROVIDE ANY ADDITIONAL PIPING AS REQUIRED.
- SANITARY DOWN TO UNDERGROUND. REFER TO P6.001 DETAILS FOR BASEMENT FLOOR SLAB PENETRATION.
- REFER TO P9.001 RISER DIAGRAM SHEET FOR MORE INFORMATION ON STACK "A & B".
- REFER TO P9.001 RISER DIAGRAM SHEET FOR MORE INFORMATION ON STACK "C".
- REFER TO P9.002 RISER DIAGRAM SHEET FOR MORE INFORMATION ON STACK "D & E".
- REFER TO P9.002 RISER DIAGRAM SHEET FOR MORE INFORMATION ON STACK "F".
- GC TO REPLACE EXISTING HORIZONTAL STANTARY PIPING ABOVE THE FIRST FLOOR CEILING. COST TO BE PROVIDED IN BASE BID.
- SEE ARCHITECTURAL DRAWINGS FOR ROOF PENETRATION FINISHES FOR WATER PROOFING AND INSULATION.
- SANITARY DOWN REFER TO P6.001 DETAILS FOR FIRST FLOOR SLAB PENETRATION.
- EXISTING SS PIPE DROP TO UNDERGROUND. GC TO FIELD VERIFY PIPE LOCATION PRIOR TO COMMENCEMENT OF WORK.

NOT ALL KEY NOTES APPLY.



**1 LEVEL U1 - NEW WORK FLOOR PLAN**  
 P1.100 1/8" = 1'-0"






**STUDIO A**  
architecture  
2330 frankfort ave  
louisville, ky 40206  
p: (502) 589-8007  
f: (502) 589-8004  
www.studioaarch.com

---

Consultants



**genesis**  
engineering  
group, llc.  
34 South avenue north  
Nashville, TN 37064  
www.genesiseng.com  
project 21K001

---

Project Name

**Northgate Terrace Renovation**

---

Client


**Knoxville's Community Development Corporation**

---

901 N. Broadway Knoxville, TN 37917

---

Seal




---

Revisions		
No.	Description	Date
1	Addendum 1	09/10/21

---

**BASEMENT LEVEL - FLOOR PLAN**

---

Project number 21K001  
 Date Aug. 23, 2021

**P1.100**

Scale 1/8" = 1'-0"


**GENERAL NOTES**

1. CONTRACTOR TO FIELD VERIFY SANITARY RISER PIPE LOCATION PRIOR TO REMOVING ANY PIPE.

**KEYED NOTES**

- REFER TO ENLARGED UNIT PLAN SHEET P4.001 FOR TYPICAL UNIT PLAN PIPING LAYOUT COORDINATION.
- REMOVE EXISTING WATER HEATER, AND EXISTING GATE VALVE. PROVIDE NEW WATER HEATER AND BALL VALVE. REFER TO SHEET P6.001 FOR WATER HEATER SCHEDULE AND DETAILS.
- REMOVE EXISTING SANITARY AND VENT RISER, AND PROVIDE NEW SANITARY AND VENT RISER. REFER TO RISER DIAGRAM SHEETS P9.001-P9.002 FOR CONTINUATION.
- NEW 4" SANITARY RISER DOWN FROM FLOOR ABOVE.
- REMOVE EXISTING WATER COOLER, AND REPLACE WITH NEW WATER COOLER. REFER TO PLUMBING SCHEDULE FOR MORE INFO. INSTALL PER MANUFACTURERS RECOMMENDATIONS. PROVIDE ANY ADDITIONAL PIPING AS REQUIRED.
- SANITARY DOWN TO UNDERGROUND. REFER TO P6.001 DETAILS FOR BASEMENT FLOOR SLAB PENETRATION.
- REFER TO P9.001 RISER DIAGRAM SHEET FOR MORE INFORMATION ON STACK "A & B".
- REFER TO P9.001 RISER DIAGRAM SHEET FOR MORE INFORMATION ON STACK "C".
- REFER TO P9.002 RISER DIAGRAM SHEET FOR MORE INFORMATION ON STACK "D & E".
- REFER TO P9.002 RISER DIAGRAM SHEET FOR MORE INFORMATION ON STACK "F".
- GC TO REPLACE EXISTING HORIZONTAL SANITARY PIPING ABOVE THE FIRST FLOOR CEILING. COST TO BE PROVIDED IN BASE BID.
- SEE ARCHITECTURAL DRAWINGS FOR ROOF PENETRATION FINISHES FOR WATER PROOFING AND INSULATION.
- SANITARY DOWN REFER TO P6.001 DETAILS FOR FIRST FLOOR SLAB PENETRATION.
- EXISTING SS PIPE DROP TO UNDERGROUND. GC TO FIELD VERIFY PIPE LOCATION PRIOR TO COMMENCEMENT OF WORK.

NOT ALL KEY NOTES APPLY.



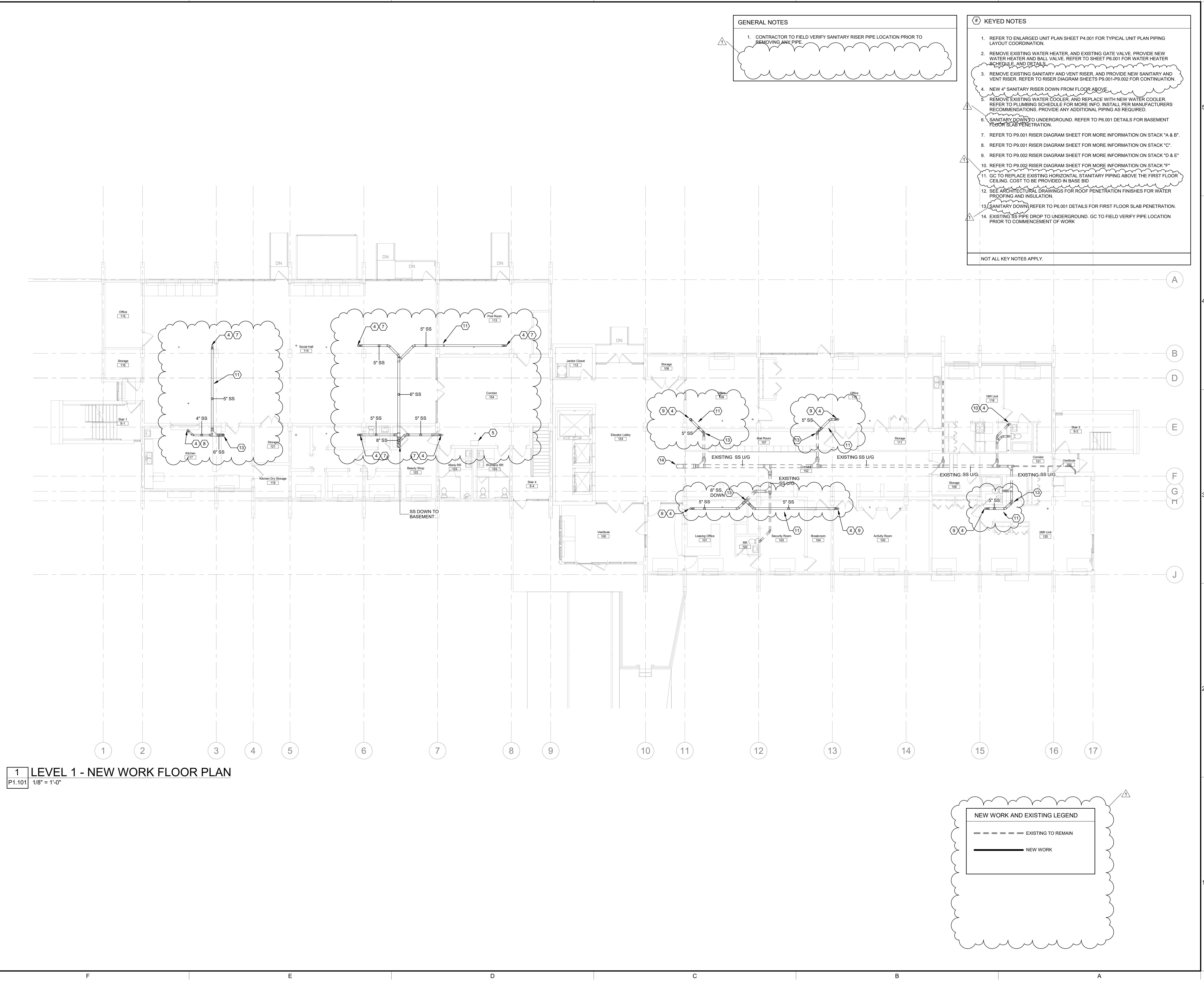
**Revisions**

No.	Description	Date
1	Addendum 1	09/10/21

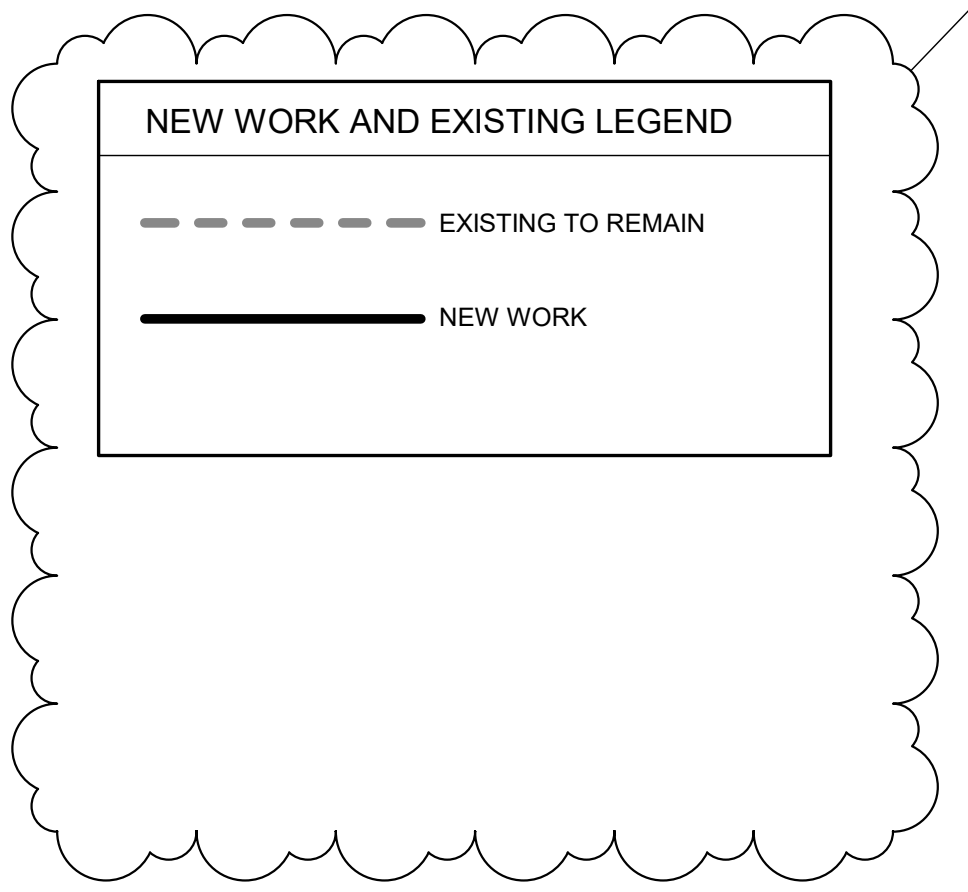
**LEVEL 1 - FLOOR PLAN**

Project number 21KC01  
 Date Aug. 23, 2021

**P1.101**  
 Scale 1/8" = 1'-0"



**1 LEVEL 1 - NEW WORK FLOOR PLAN**  
 P1.101 1/8" = 1'-0"




**GENERAL NOTES**

1. CONTRACTOR TO FIELD VERIFY SANITARY RISER PIPE LOCATION PRIOR TO REMOVING ANY PIPE.

**KEYED NOTES**

- REFER TO ENLARGED UNIT PLAN SHEET P4.001 FOR TYPICAL UNIT PLAN PIPING LAYOUT COORDINATION.
- REMOVE EXISTING WATER HEATER, AND EXISTING GATE VALVE. PROVIDE NEW WATER HEATER AND BALL VALVE. REFER TO SHEET P6.001 FOR WATER HEATER SCHEDULE AND DETAILS.
- REMOVE EXISTING SANITARY AND VENT RISER, AND PROVIDE NEW SANITARY AND VENT RISER. REFER TO RISER DIAGRAM SHEETS P9.001-P9.002 FOR CONTINUATION.
- NEW 4" SANITARY RISER DOWN FROM FLOOR ABOVE.
- REMOVE EXISTING WATER COOLER, AND REPLACE WITH NEW WATER COOLER. REFER TO PLUMBING SCHEDULE FOR MORE INFO. INSTALL PER MANUFACTURERS RECOMMENDATIONS. PROVIDE ANY ADDITIONAL PIPING AS REQUIRED.
- SANITARY DOWN TO UNDERGROUND. REFER TO P6.001 DETAILS FOR BASEMENT FLOOR SLAB PENETRATION.
- REFER TO P9.001 RISER DIAGRAM SHEET FOR MORE INFORMATION ON STACK "A & B".
- REFER TO P9.001 RISER DIAGRAM SHEET FOR MORE INFORMATION ON STACK "C".
- REFER TO P9.002 RISER DIAGRAM SHEET FOR MORE INFORMATION ON STACK "D & E".
- REFER TO P9.002 RISER DIAGRAM SHEET FOR MORE INFORMATION ON STACK "F".
- GC TO REPLACE EXISTING HORIZONTAL SANITARY PIPING ABOVE THE FIRST FLOOR CEILING. COST TO BE PROVIDED IN BASE BID.
- SEE ARCHITECTURAL DRAWINGS FOR ROOF PENETRATION FINISHES FOR WATER PROOFING AND INSULATION.
- SANITARY DOWN REFER TO P6.001 DETAILS FOR FIRST FLOOR SLAB PENETRATION.
- EXISTING SS PIPE DROP TO UNDERGROUND. GC TO FIELD VERIFY PIPE LOCATION PRIOR TO COMMENCEMENT OF WORK.

NOT ALL KEY NOTES APPLY.




Project Name  
**Northgate Terrace Renovation**

4301 Whittle Springs Road Knoxville, TN 37917

Client  
**Knoxville's Community Development Corporation**

901 N. Broadway Knoxville, TN 37917



Revisions

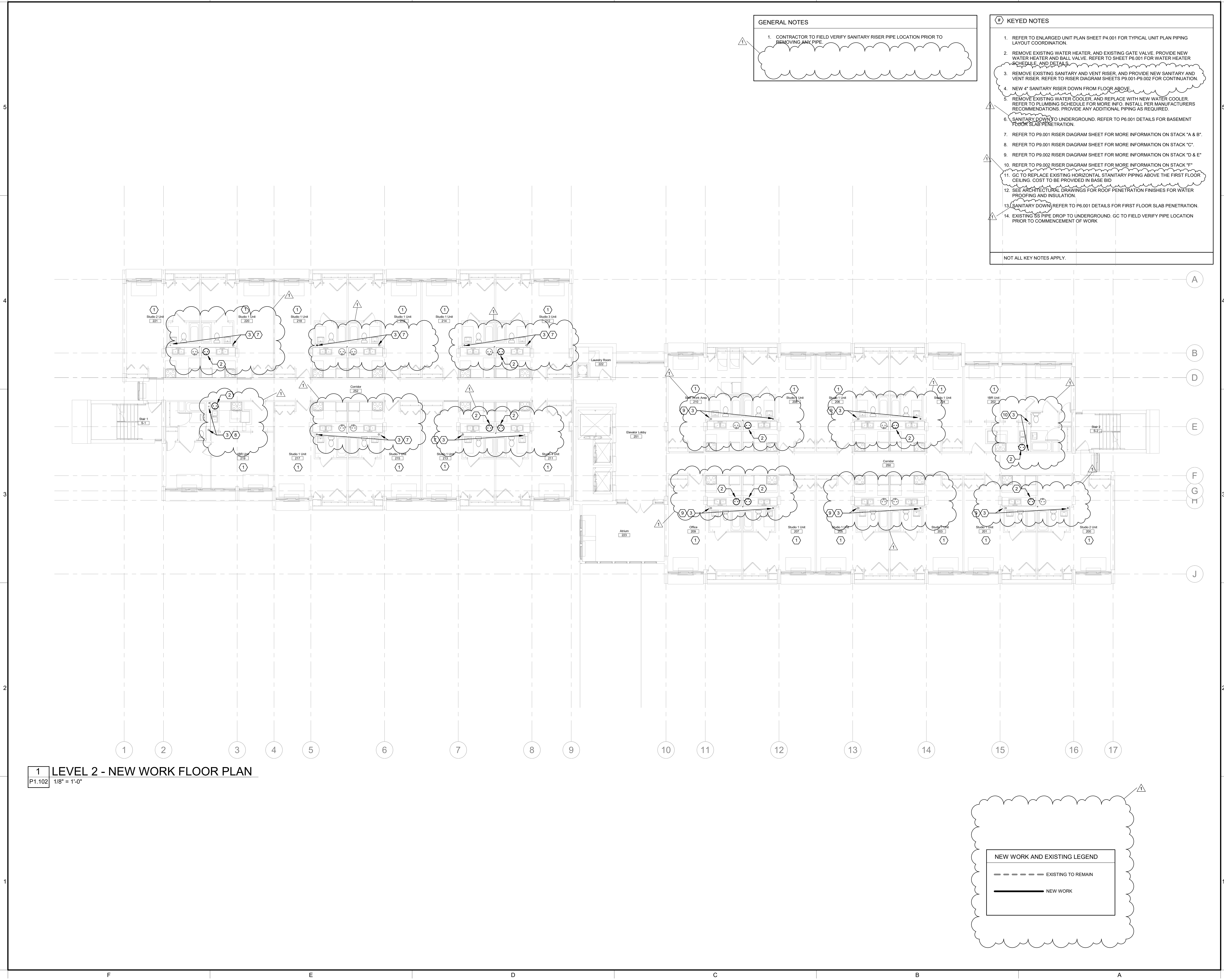
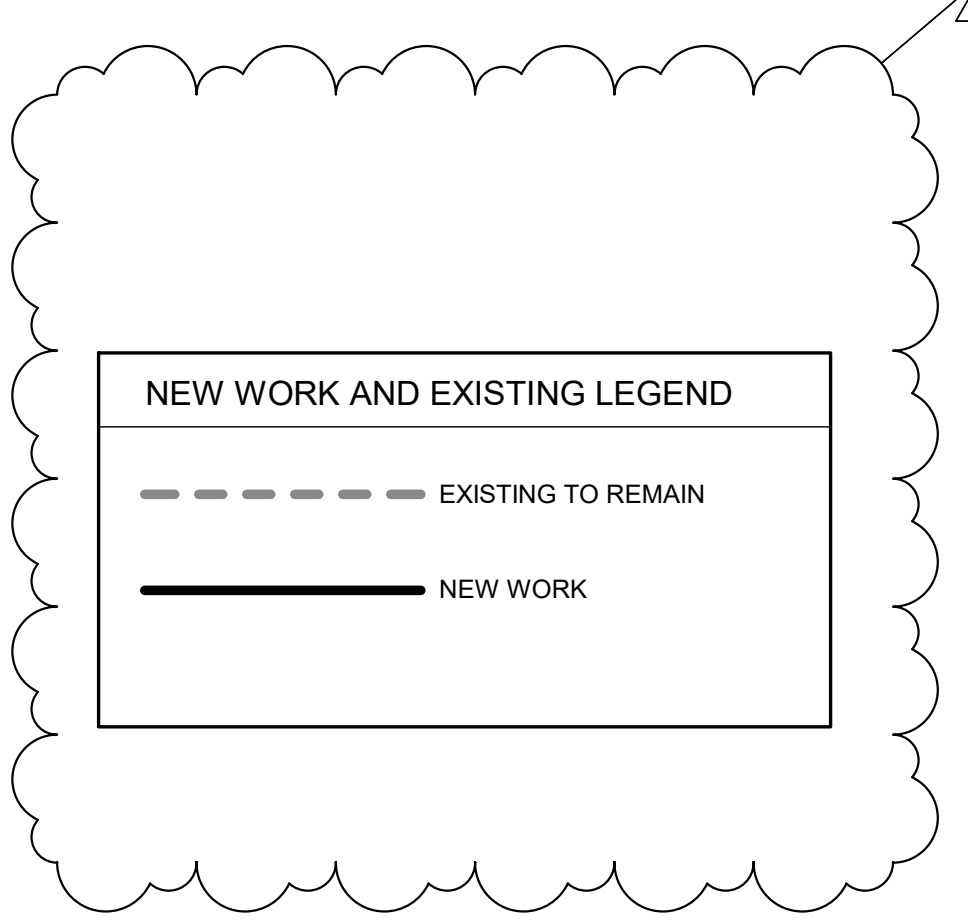
No.	Description	Date
1	Addendum 1	09/10/21

**LEVEL 2 - FLOOR PLAN**

Project number 21K001  
Date Aug. 23, 2021

**P1.102**  
Scale 1/8" = 1'-0"

**1 LEVEL 2 - NEW WORK FLOOR PLAN**  
P1.102 1/8" = 1'-0"



**GENERAL NOTES**

1. CONTRACTOR TO FIELD VERIFY SANITARY RISER PIPE LOCATION PRIOR TO REMOVING ANY PIPE.

**KEYED NOTES**

- REFER TO ENLARGED UNIT PLAN SHEET P4.001 FOR TYPICAL UNIT PLAN PIPING LAYOUT COORDINATION.
- REMOVE EXISTING WATER HEATER, AND EXISTING GATE VALVE. PROVIDE NEW WATER HEATER AND BALL VALVE. REFER TO SHEET P6.001 FOR WATER HEATER SCHEDULE AND DETAILS.
- REMOVE EXISTING SANITARY AND VENT RISER, AND PROVIDE NEW SANITARY AND VENT RISER. REFER TO RISER DIAGRAM SHEETS P9.001-P9.002 FOR CONTINUATION.
- NEW 4" SANITARY RISER DOWN FROM FLOOR ABOVE.
- REMOVE EXISTING WATER COOLER, AND REPLACE WITH NEW WATER COOLER. REFER TO PLUMBING SCHEDULE FOR MORE INFO. INSTALL PER MANUFACTURERS RECOMMENDATIONS. PROVIDE ANY ADDITIONAL PIPING AS REQUIRED.
- SANITARY DOWN TO UNDERGROUND. REFER TO P6.001 DETAILS FOR BASEMENT FLOOR SLAB PENETRATION.
- REFER TO P9.001 RISER DIAGRAM SHEET FOR MORE INFORMATION ON STACK "A & B".
- REFER TO P9.001 RISER DIAGRAM SHEET FOR MORE INFORMATION ON STACK "C".
- REFER TO P9.002 RISER DIAGRAM SHEET FOR MORE INFORMATION ON STACK "D & E".
- REFER TO P9.002 RISER DIAGRAM SHEET FOR MORE INFORMATION ON STACK "F".
- GC TO REPLACE EXISTING HORIZONTAL SANITARY PIPING ABOVE THE FIRST FLOOR CEILING. COST TO BE PROVIDED IN BASE BID.
- SEE ARCHITECTURAL DRAWINGS FOR ROOF PENETRATION FINISHES FOR WATER PROOFING AND INSULATION.
- SANITARY DOWN REFER TO P6.001 DETAILS FOR FIRST FLOOR SLAB PENETRATION.
- EXISTING SS PIPE DROP TO UNDERGROUND. GC TO FIELD VERIFY PIPE LOCATION PRIOR TO COMMENCEMENT OF WORK.

NOT ALL KEY NOTES APPLY.

**STUDIO A architecture**  
 2330 frankfort ave  
 louisville, ky 40206  
 p: (502) 589-8007  
 f: (502) 589-8004  
 www.studioarch.com

**Consultants**

**genesis**  
 genesis engineering group, llc.  
 34 South avenue north  
 harriman, tn 37064  
 www.genesiseng.com  
 license #01-101

**Project Name**


Northgate Terrace Renovation

4301 Whittle Springs Road  
 Knoxville, TN 37917

**Client**

Knoxville's Community Development Corporation

901 N. Broadway Knoxville, TN 37917



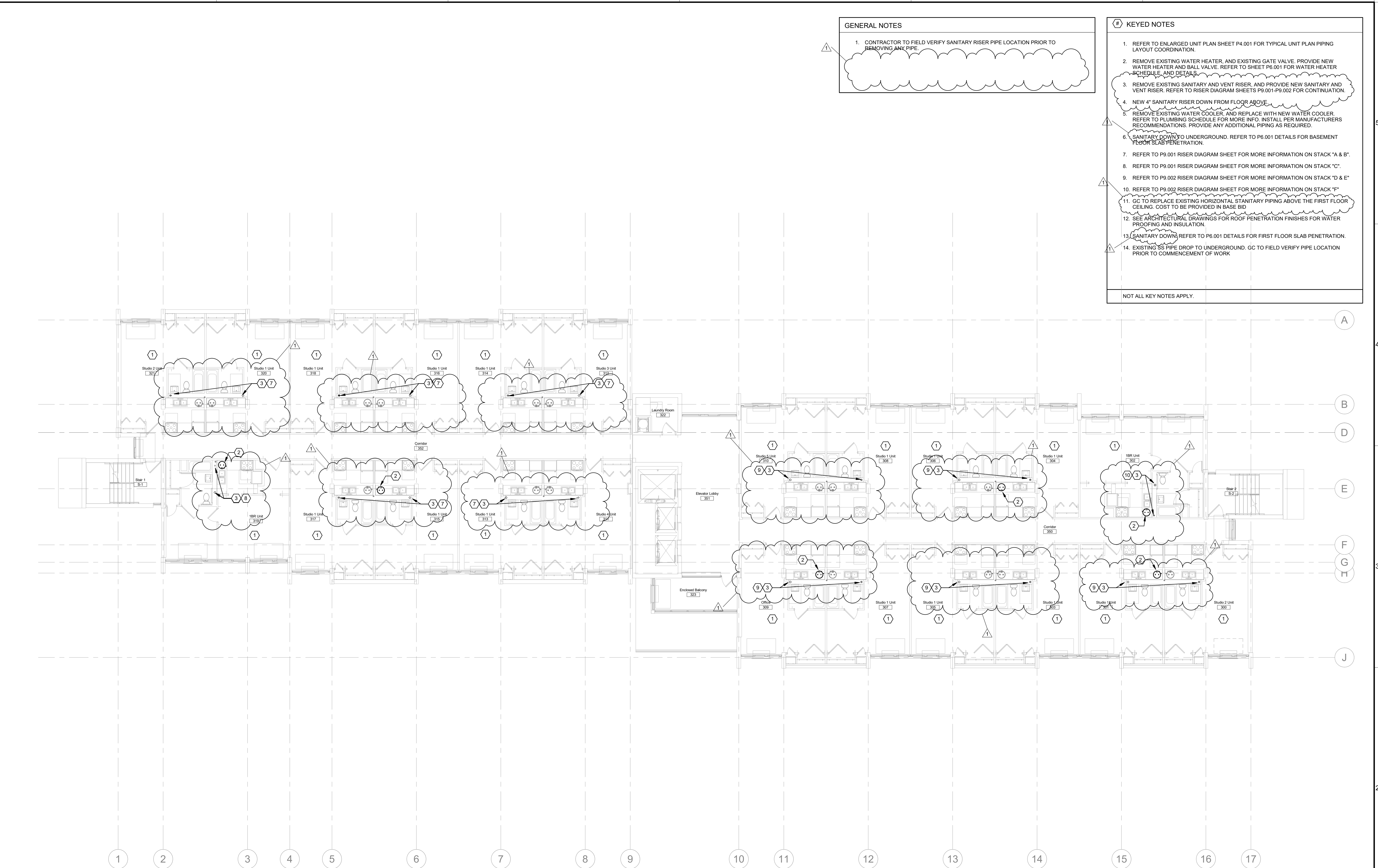
**Revisions**

No.	Description	Date
1	Addendum 1	09/10/21

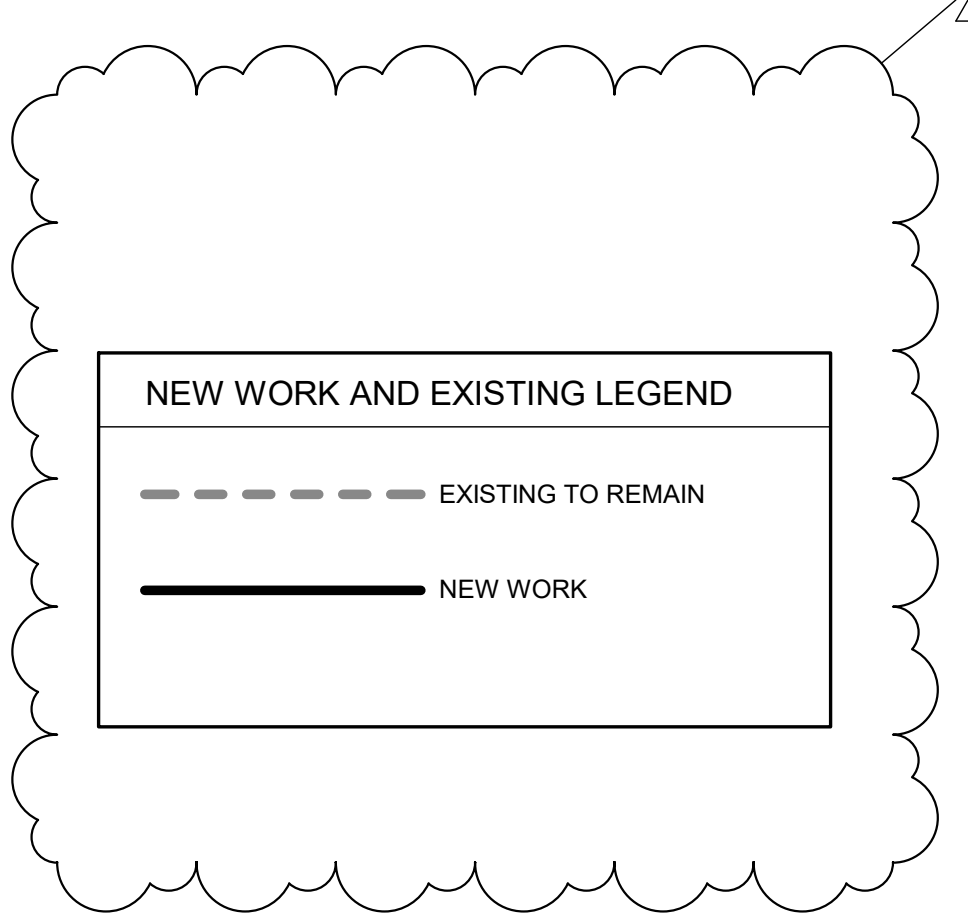
**LEVEL 3 - FLOOR PLAN**

Project number 21KC01  
 Date Aug. 23, 2021

**P1.103**  
 Scale 1/8" = 1'-0"



**1 LEVEL 3 - NEW WORK FLOOR PLAN**  
 P1.103 1/8" = 1'-0"



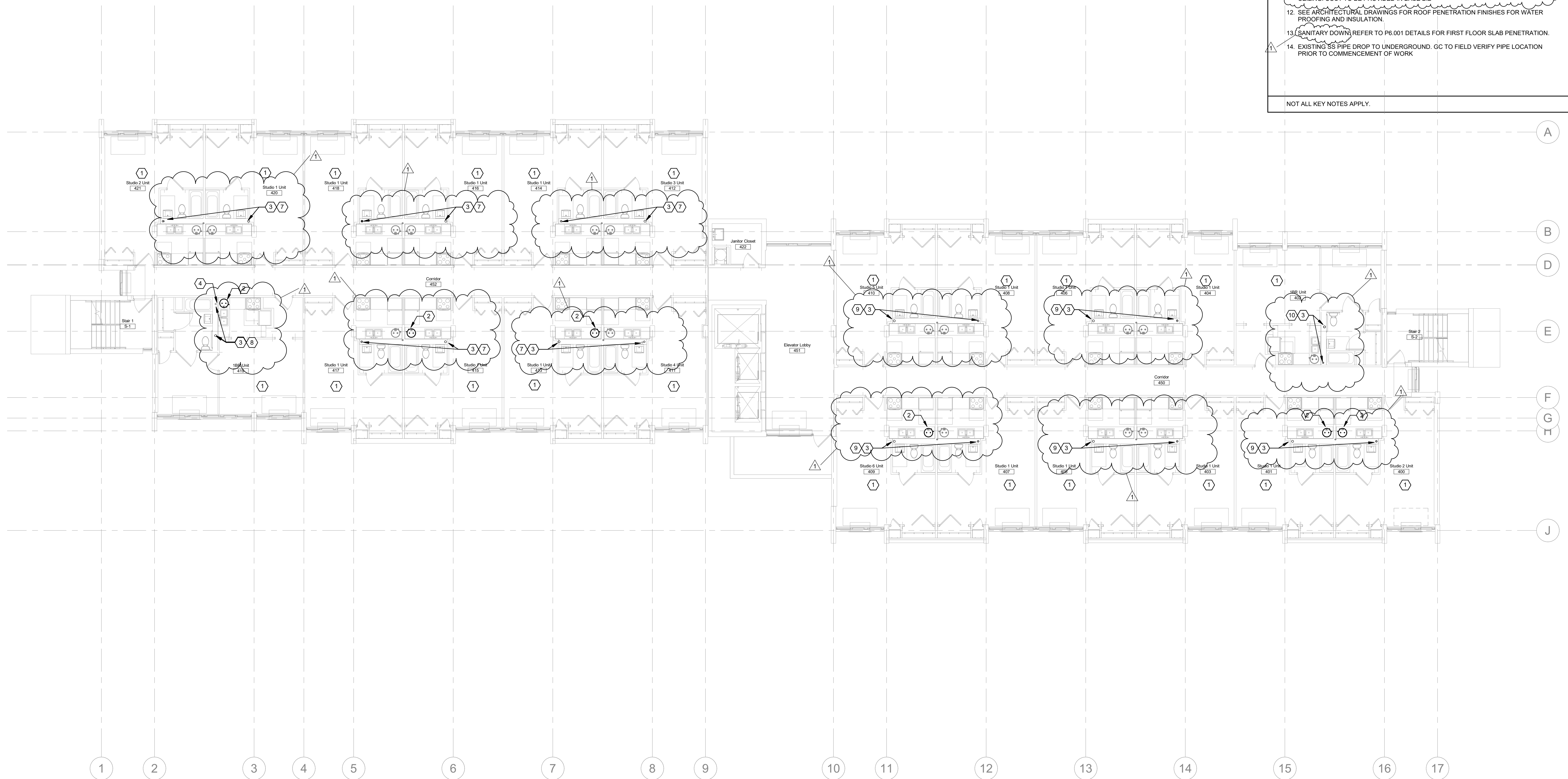
**GENERAL NOTES**

1. CONTRACTOR TO FIELD VERIFY SANITARY RISER PIPE LOCATION PRIOR TO REMOVING ANY PIPE.

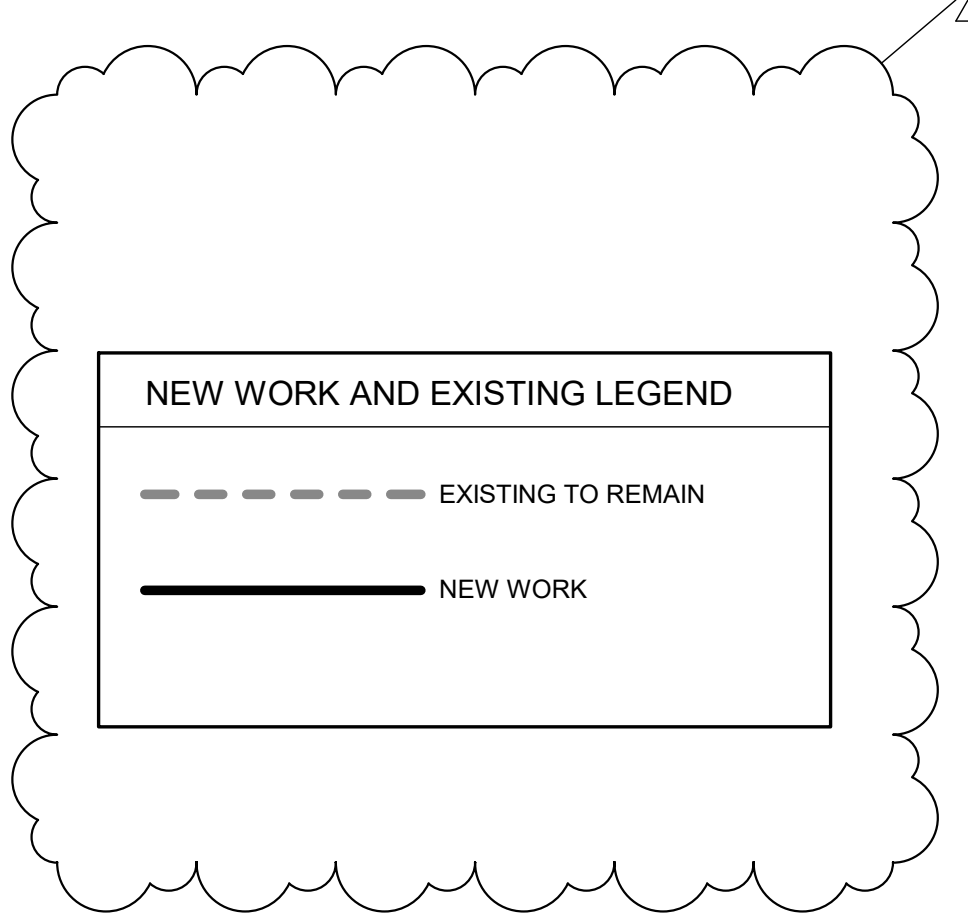
**KEYED NOTES**

1. REFER TO ENLARGED UNIT PLAN SHEET P4.001 FOR TYPICAL UNIT PLAN PIPING LAYOUT COORDINATION.
2. REMOVE EXISTING WATER HEATER, AND EXISTING GATE VALVE. PROVIDE NEW WATER HEATER AND BALL VALVE. REFER TO SHEET P6.001 FOR WATER HEATER SCHEDULE AND DETAILS.
3. REMOVE EXISTING SANITARY AND VENT RISER, AND PROVIDE NEW SANITARY AND VENT RISER. REFER TO RISER DIAGRAM SHEETS P9.001-P9.002 FOR CONTINUATION.
4. NEW 4" SANITARY RISER DOWN FROM FLOOR ABOVE.
5. REMOVE EXISTING WATER COOLER, AND REPLACE WITH NEW WATER COOLER. REFER TO PLUMBING SCHEDULE FOR MORE INFO. INSTALL PER MANUFACTURERS RECOMMENDATIONS. PROVIDE ANY ADDITIONAL PIPING AS REQUIRED.
6. SANITARY DOWN TO UNDERGROUND. REFER TO P6.001 DETAILS FOR BASEMENT FLOOR SLAB PENETRATION.
7. REFER TO P9.001 RISER DIAGRAM SHEET FOR MORE INFORMATION ON STACK "A & B".
8. REFER TO P9.001 RISER DIAGRAM SHEET FOR MORE INFORMATION ON STACK "C".
9. REFER TO P9.002 RISER DIAGRAM SHEET FOR MORE INFORMATION ON STACK "D & E".
10. REFER TO P9.002 RISER DIAGRAM SHEET FOR MORE INFORMATION ON STACK "F".
11. GC TO REPLACE EXISTING HORIZONTAL STANITARY PIPING ABOVE THE FIRST FLOOR CEILING. COST TO BE PROVIDED IN BASE BID.
12. SEE ARCHITECTURAL DRAWINGS FOR ROOF PENETRATION FINISHES FOR WATER PROOFING AND INSULATION.
13. SANITARY DOWN REFER TO P6.001 DETAILS FOR FIRST FLOOR SLAB PENETRATION.
14. EXISTING SS PIPE DROP TO UNDERGROUND. GC TO FIELD VERIFY PIPE LOCATION PRIOR TO COMMENCEMENT OF WORK.

NOT ALL KEY NOTES APPLY.



**1 LEVEL 4 - NEW WORK FLOOR PLAN**  
P1.104 1/8" = 1'-0"



STUDIO A architecture  
2330 frankfort ave  
louisville, ky 40206  
p: (502) 589-8007  
f: (502) 589-8004  
www.studioarch.com

Consultants  
genesis  
genesis engineering group, llc.  
34 South Dunlap road  
Bartlett, TN 37024  
www.genesisgroup.com  
P1.104

Project Name  
**Northgate Terrace Renovation**

4301 Whittle Springs Road  
Knoxville, TN 37917

Client  
**Knoxville's Community Development Corporation**

901 N. Broadway Knoxville, TN 37917

Revisions

No.	Description	Date
1	Addendum 1	09/10/21

**LEVEL 4 - FLOOR PLAN**

Project number 21KC01  
Date Aug. 23, 2021  
**P1.104**  
Scale 1/8" = 1'-0"

**GENERAL NOTES**


1. CONTRACTOR TO FIELD VERIFY SANITARY RISER PIPE LOCATION PRIOR TO REMOVING ANY PIPE.

**KEYED NOTES**

- REFER TO ENLARGED UNIT PLAN SHEET P4.001 FOR TYPICAL UNIT PLAN PIPING LAYOUT COORDINATION.
- REMOVE EXISTING WATER HEATER, AND EXISTING GATE VALVE. PROVIDE NEW WATER HEATER AND BALL VALVE. REFER TO SHEET P6.001 FOR WATER HEATER SCHEDULE AND DETAILS.
- REMOVE EXISTING SANITARY AND VENT RISER, AND PROVIDE NEW SANITARY AND VENT RISER. REFER TO RISER DIAGRAM SHEETS P9.001-P9.002 FOR CONTINUATION.
- NEW 4" SANITARY RISER DOWN FROM FLOOR ABOVE.
- REMOVE EXISTING WATER COOLER, AND REPLACE WITH NEW WATER COOLER. REFER TO PLUMBING SCHEDULE FOR MORE INFO. INSTALL PER MANUFACTURERS RECOMMENDATIONS. PROVIDE ANY ADDITIONAL PIPING AS REQUIRED.
- SANITARY DOWN TO UNDERGROUND. REFER TO P6.001 DETAILS FOR BASEMENT FLOOR SLAB PENETRATION.
- REFER TO P9.001 RISER DIAGRAM SHEET FOR MORE INFORMATION ON STACK "A & B".
- REFER TO P9.001 RISER DIAGRAM SHEET FOR MORE INFORMATION ON STACK "C".
- REFER TO P9.002 RISER DIAGRAM SHEET FOR MORE INFORMATION ON STACK "D & E".
- REFER TO P9.002 RISER DIAGRAM SHEET FOR MORE INFORMATION ON STACK "F".
- GC TO REPLACE EXISTING HORIZONTAL STANTARY PIPING ABOVE THE FIRST FLOOR CEILING. COST TO BE PROVIDED IN BASE BID.
- SEE ARCHITECTURAL DRAWINGS FOR ROOF PENETRATION FINISHES FOR WATER PROOFING AND INSULATION.
- SANITARY DOWN REFER TO P6.001 DETAILS FOR FIRST FLOOR SLAB PENETRATION.
- EXISTING SS PIPE DROP TO UNDERGROUND. GC TO FIELD VERIFY PIPE LOCATION PRIOR TO COMMENCEMENT OF WORK.

NOT ALL KEY NOTES APPLY.

**STUDIO A architecture**  
 2330 frankfort ave  
 louisville, ky 40206  
 p: (502) 589-8007  
 f: (502) 589-8004  
 www.studioarch.com


**Consultants**  
  
**genesis engineering group, llc.**  
 34 South avenue north  
 harriman, tn 37064  
 www.genesiseng.com  
 project 21K-001

**Project Name**  
**Northgate Terrace Renovation**

4301 Whittle Springs Road  
 Knoxville, TN 37917

**Client**  
**Knoxville's Community Development Corporation**

901 N. Broadway Knoxville, TN  
 37917



**Revisions**

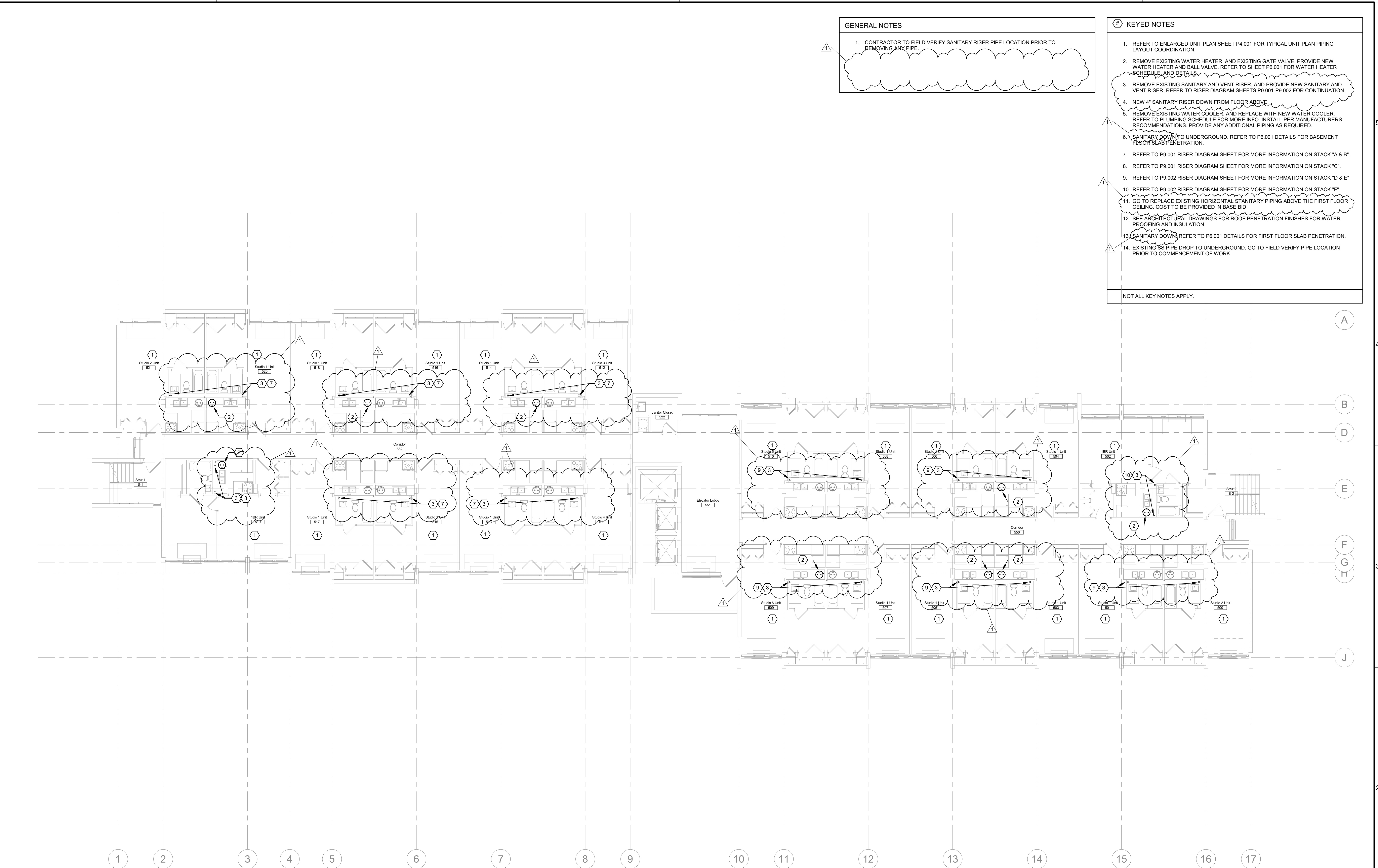
No.	Description	Date
1	Addendum 1	09/10/21

**LEVEL 5 - FLOOR PLAN**

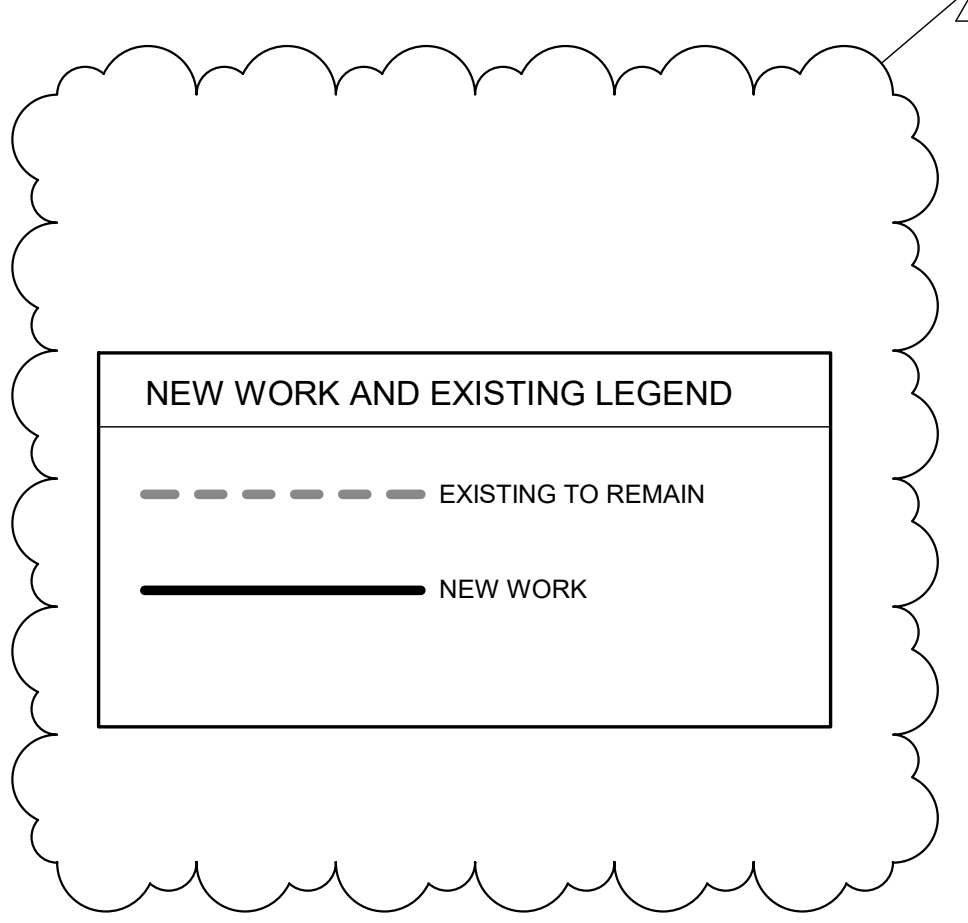
Project number 21K001  
 Date Aug. 23, 2021

**P1.105**

Scale 1/8" = 1'-0"



**1 LEVEL 5 - NEW WORK FLOOR PLAN**  
 P1.105 1/8" = 1'-0"



**GENERAL NOTES**

1. CONTRACTOR TO FIELD VERIFY SANITARY RISER PIPE LOCATION PRIOR TO REMOVING ANY PIPE.

**KEYED NOTES**

- REFER TO ENLARGED UNIT PLAN SHEET P4.001 FOR TYPICAL UNIT PLAN PIPING LAYOUT COORDINATION.
- REMOVE EXISTING WATER HEATER, AND EXISTING GATE VALVE. PROVIDE NEW WATER HEATER AND BALL VALVE. REFER TO SHEET P6.001 FOR WATER HEATER SCHEDULE AND DETAILS.
- REMOVE EXISTING SANITARY AND VENT RISER, AND PROVIDE NEW SANITARY AND VENT RISER. REFER TO RISER DIAGRAM SHEETS P9.001-P9.002 FOR CONTINUATION.
- NEW 4" SANITARY RISER DOWN FROM FLOOR ABOVE.
- REMOVE EXISTING WATER COOLER, AND REPLACE WITH NEW WATER COOLER. REFER TO PLUMBING SCHEDULE FOR MORE INFO. INSTALL PER MANUFACTURERS RECOMMENDATIONS. PROVIDE ANY ADDITIONAL PIPING AS REQUIRED.
- SANITARY DOWN TO UNDERGROUND. REFER TO P6.001 DETAILS FOR BASEMENT FLOOR SLAB PENETRATION.
- REFER TO P9.001 RISER DIAGRAM SHEET FOR MORE INFORMATION ON STACK "A & B".
- REFER TO P9.001 RISER DIAGRAM SHEET FOR MORE INFORMATION ON STACK "C".
- REFER TO P9.002 RISER DIAGRAM SHEET FOR MORE INFORMATION ON STACK "D & E".
- REFER TO P9.002 RISER DIAGRAM SHEET FOR MORE INFORMATION ON STACK "F".
- GC TO REPLACE EXISTING HORIZONTAL STANTARY PIPING ABOVE THE FIRST FLOOR CEILING. COST TO BE PROVIDED IN BASE BID.
- SEE ARCHITECTURAL DRAWINGS FOR ROOF PENETRATION FINISHES FOR WATER PROOFING AND INSULATION.
- SANITARY DOWN REFER TO P6.001 DETAILS FOR FIRST FLOOR SLAB PENETRATION.
- EXISTING SS PIPE DROP TO UNDERGROUND. GC TO FIELD VERIFY PIPE LOCATION PRIOR TO COMMENCEMENT OF WORK.

NOT ALL KEY NOTES APPLY.

**STUDIO A architecture**  
 2330 frankfort ave  
 louisville, ky 40206  
 p: (502) 589-8007  
 f: (502) 589-8004  
 www.studioarch.com

**Consultants**

**genesis engineering group, llc.**  
 34 South avenue north  
 harriman, tn 37064  
 www.genesiseng.com  
 license #01-101

**Project Name**


**Northgate Terrace Renovation**

4301 Whittle Springs Road  
 Knoxville, TN 37917

**Client**

**Knoxville's Community Development Corporation**

901 N. Broadway Knoxville, TN 37917



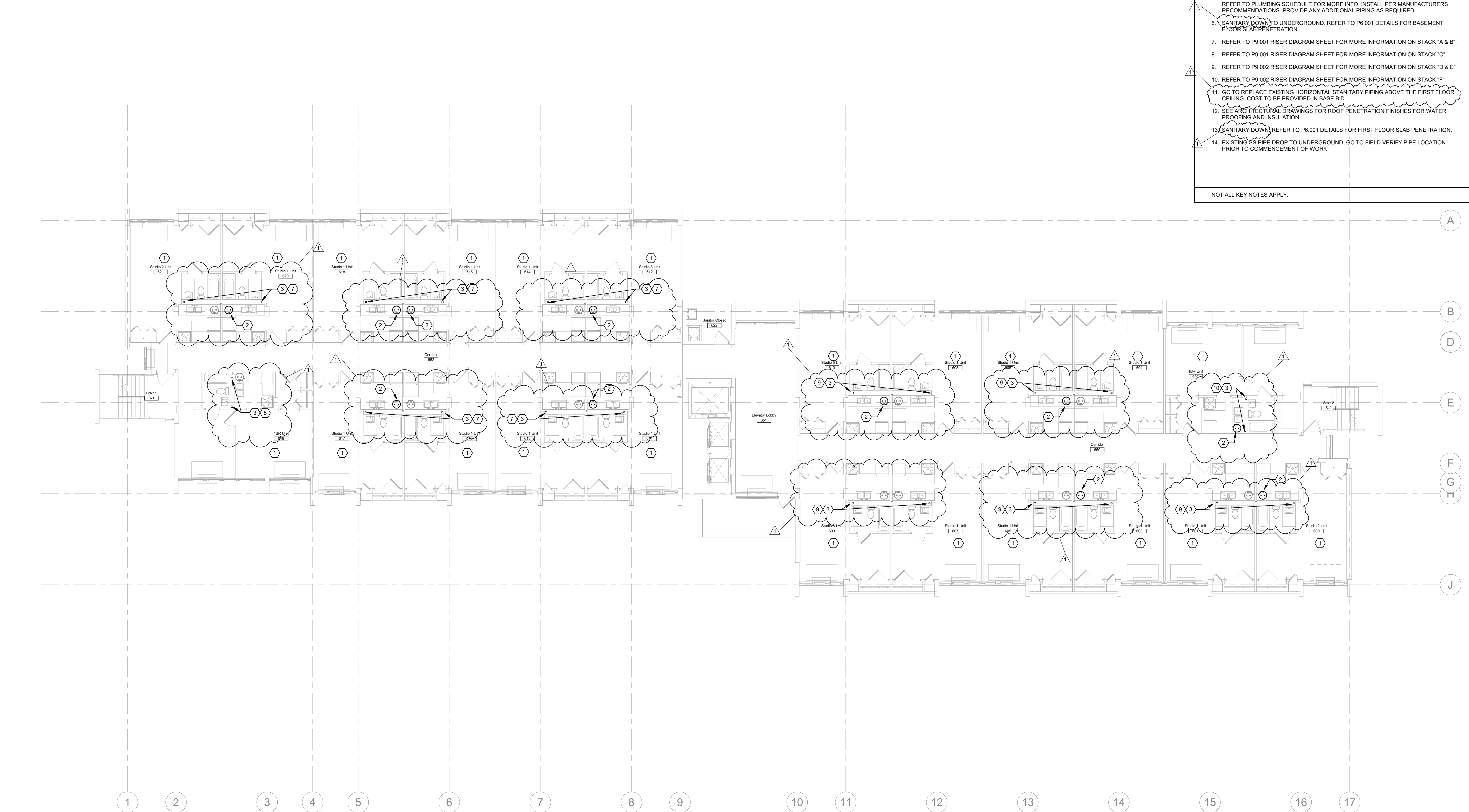
**Revisions**

No.	Description	Date
1	Addendum 1	09/10/21

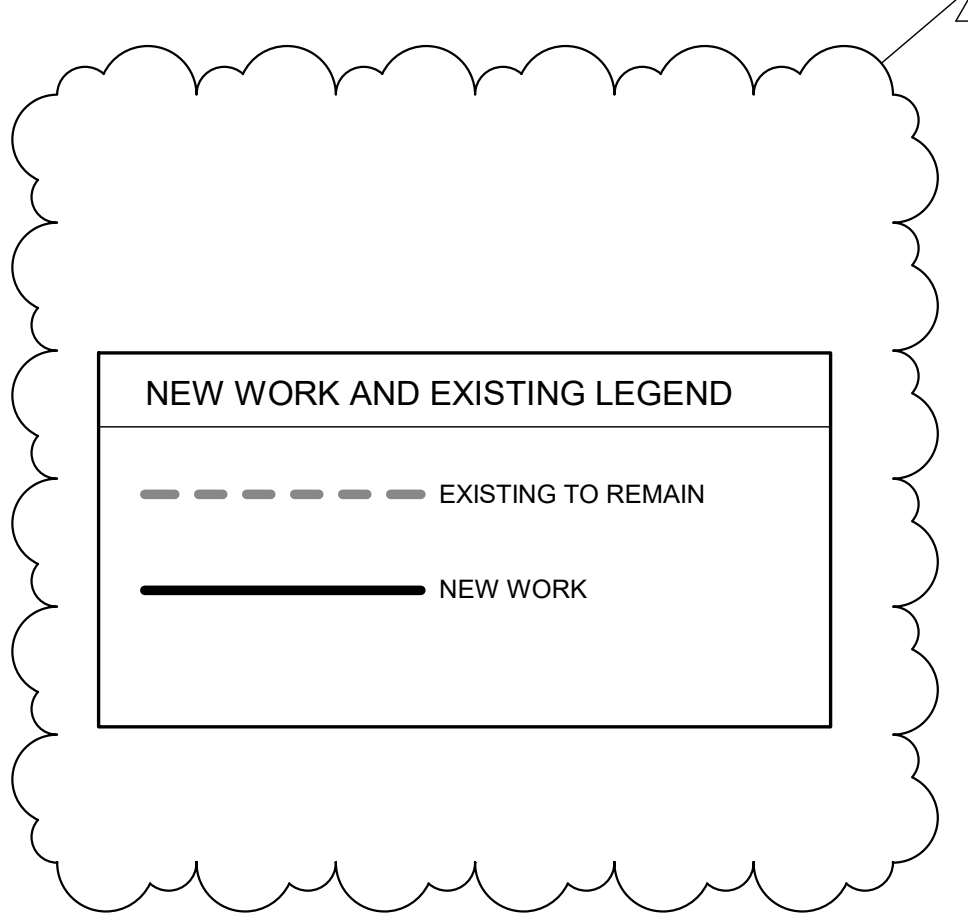
**LEVEL 6 - FLOOR PLAN**

Project number 21KC01  
 Date Aug. 23, 2021

**P1.106**  
 Scale 1/8" = 1'-0"



**1 LEVEL 6 - NEW WORK FLOOR PLAN**  
 P1.106 1/8" = 1'-0"



**GENERAL NOTES**

1. CONTRACTOR TO FIELD VERIFY SANITARY RISER PIPE LOCATION PRIOR TO REMOVING ANY PIPE.

**KEYED NOTES**

1. REFER TO ENLARGED UNIT PLAN SHEET P4.001 FOR TYPICAL UNIT PLAN PIPING LAYOUT COORDINATION.
2. REMOVE EXISTING WATER HEATER, AND EXISTING GATE VALVE. PROVIDE NEW WATER HEATER AND BALL VALVE. REFER TO SHEET P6.001 FOR WATER HEATER SCHEDULE AND DETAILS.
3. REMOVE EXISTING SANITARY AND VENT RISER, AND PROVIDE NEW SANITARY AND VENT RISER. REFER TO RISER DIAGRAM SHEETS P9.001-P9.002 FOR CONTINUATION.
4. NEW 4" SANITARY RISER DOWN FROM FLOOR ABOVE.
5. REMOVE EXISTING WATER COOLER, AND REPLACE WITH NEW WATER COOLER. REFER TO PLUMBING SCHEDULE FOR MORE INFO. INSTALL PER MANUFACTURERS RECOMMENDATIONS. PROVIDE ANY ADDITIONAL PIPING AS REQUIRED.
6. SANITARY DOWN TO UNDERGROUND. REFER TO P6.001 DETAILS FOR BASEMENT FLOOR SLAB PENETRATION.
7. REFER TO P9.001 RISER DIAGRAM SHEET FOR MORE INFORMATION ON STACK "A & B".
8. REFER TO P9.001 RISER DIAGRAM SHEET FOR MORE INFORMATION ON STACK "C".
9. REFER TO P9.002 RISER DIAGRAM SHEET FOR MORE INFORMATION ON STACK "D & E".
10. REFER TO P9.002 RISER DIAGRAM SHEET FOR MORE INFORMATION ON STACK "F".
11. GC TO REPLACE EXISTING HORIZONTAL STANTARY PIPING ABOVE THE FIRST FLOOR CEILING. COST TO BE PROVIDED IN BASE BID.
12. SEE ARCHITECTURAL DRAWINGS FOR ROOF PENETRATION FINISHES FOR WATER PROOFING AND INSULATION.
13. SANITARY DOWN REFER TO P6.001 DETAILS FOR FIRST FLOOR SLAB PENETRATION.
14. EXISTING SS PIPE DROP TO UNDERGROUND. GC TO FIELD VERIFY PIPE LOCATION PRIOR TO COMMENCEMENT OF WORK.

NOT ALL KEY NOTES APPLY.




**1 LEVEL 7 - NEW WORK FLOOR PLAN**  
P1.107 1/8" = 1'-0"

**NEW WORK AND EXISTING LEGEND**

----- EXISTING TO REMAIN

————— NEW WORK



**Revisions**

No.	Description	Date
1	Addendum 1	09/10/21

**LEVEL 7 - FLOOR PLAN**

Project number 21KC01  
Date Aug. 23, 2021

**P1.107**  
Scale 1/8" = 1'-0"



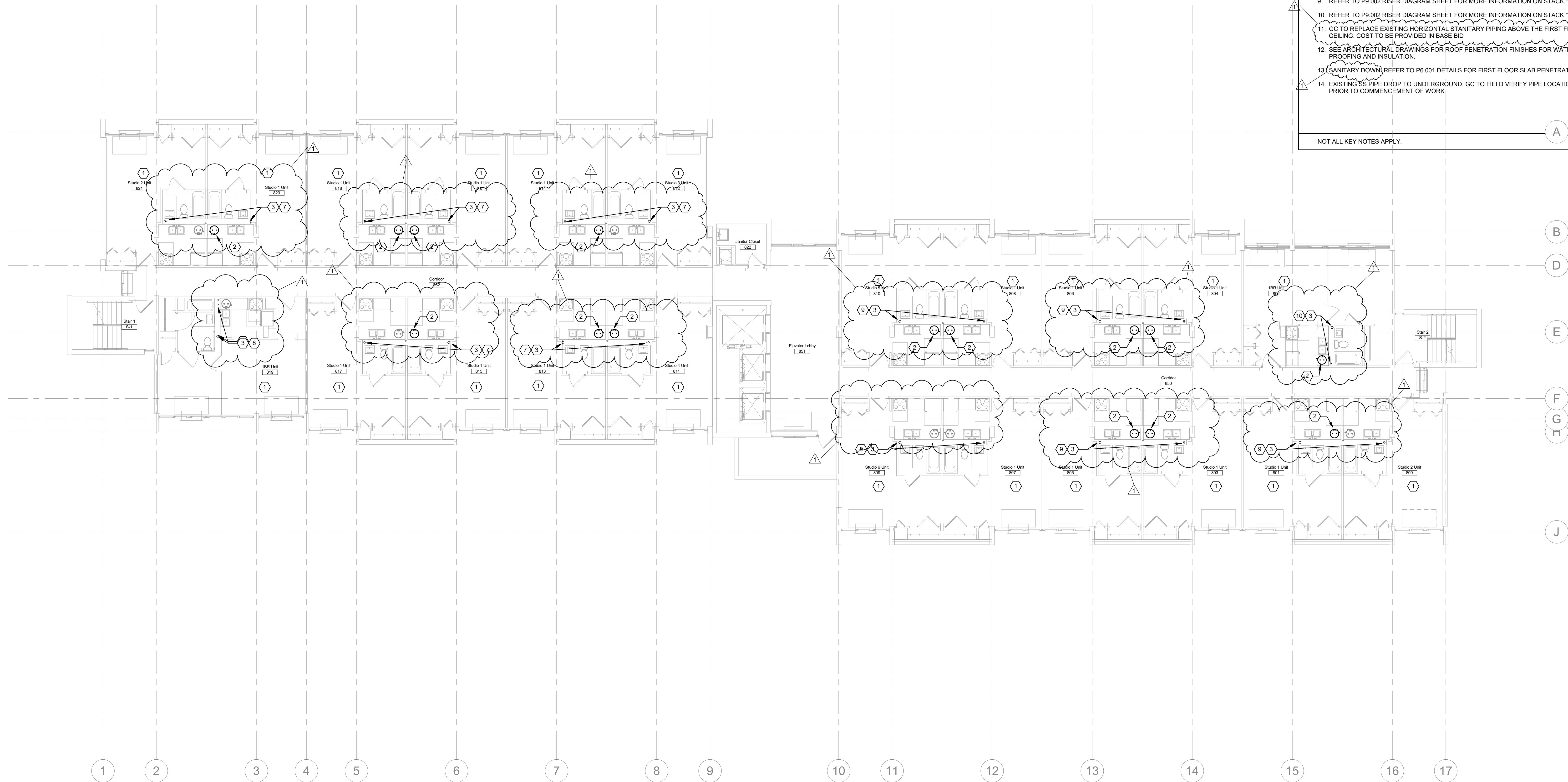
**GENERAL NOTES**

1. CONTRACTOR TO FIELD VERIFY SANITARY RISER PIPE LOCATION PRIOR TO REMOVING ANY PIPE.


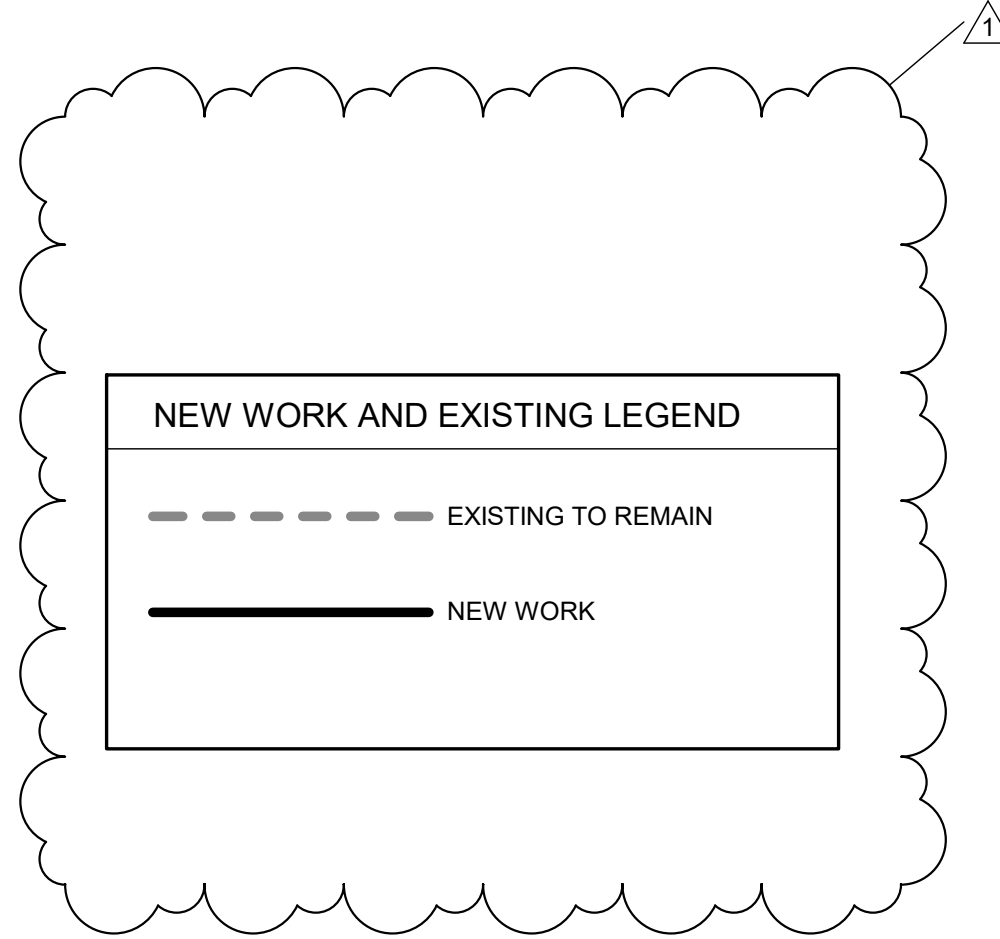
**KEYED NOTES**

- REFER TO ENLARGED UNIT PLAN SHEET P4.001 FOR TYPICAL UNIT PLAN PIPING LAYOUT COORDINATION.
- REMOVE EXISTING WATER HEATER, AND EXISTING GATE VALVE. PROVIDE NEW WATER HEATER AND BALL VALVE. REFER TO SHEET P6.001 FOR WATER HEATER SCHEDULE AND DETAILS.
- REMOVE EXISTING SANITARY AND VENT RISER, AND PROVIDE NEW SANITARY AND VENT RISER. REFER TO RISER DIAGRAM SHEETS P9.001-P9.002 FOR CONTINUATION.
- NEW 4" SANITARY RISER DOWN FROM FLOOR ABOVE.
- REMOVE EXISTING WATER COOLER, AND REPLACE WITH NEW WATER COOLER. REFER TO PLUMBING SCHEDULE FOR MORE INFO. INSTALL PER MANUFACTURERS RECOMMENDATIONS. PROVIDE ANY ADDITIONAL PIPING AS REQUIRED.
- SANITARY DOWN TO UNDERGROUND. REFER TO P6.001 DETAILS FOR BASEMENT FLOOR SLAB PENETRATION.
- REFER TO P9.001 RISER DIAGRAM SHEET FOR MORE INFORMATION ON STACK "A & B".
- REFER TO P9.001 RISER DIAGRAM SHEET FOR MORE INFORMATION ON STACK "C".
- REFER TO P9.002 RISER DIAGRAM SHEET FOR MORE INFORMATION ON STACK "D & E".
- REFER TO P9.002 RISER DIAGRAM SHEET FOR MORE INFORMATION ON STACK "F".
- GC TO REPLACE EXISTING HORIZONTAL STANTARY PIPING ABOVE THE FIRST FLOOR CEILING. COST TO BE PROVIDED IN BASE BID.
- SEE ARCHITECTURAL DRAWINGS FOR ROOF PENETRATION FINISHES FOR WATER PROOFING AND INSULATION.
- SANITARY DOWN REFER TO P6.001 DETAILS FOR FIRST FLOOR SLAB PENETRATION.
- EXISTING SS PIPE DROP TO UNDERGROUND. GC TO FIELD VERIFY PIPE LOCATION PRIOR TO COMMENCEMENT OF WORK.

NOT ALL KEY NOTES APPLY.



**1 LEVEL 8 - NEW WORK FLOOR PLAN**  
P1.108 1/8" = 1'-0"



**Revisions**

No.	Description	Date
1	Addendum 1	09/10/21

**LEVEL 8 - FLOOR PLAN**

Project number 21KC01  
Date Aug. 23, 2021

**P1.108**

Scale 1/8" = 1'-0"

**GENERAL NOTES**

1. CONTRACTOR TO FIELD VERIFY SANITARY RISER PIPE LOCATION PRIOR TO REMOVING ANY PIPE.

**KEYED NOTES**


- REFER TO ENLARGED UNIT PLAN SHEET P4.001 FOR TYPICAL UNIT PLAN PIPING LAYOUT COORDINATION.
- REMOVE EXISTING WATER HEATER, AND EXISTING GATE VALVE. PROVIDE NEW WATER HEATER AND BALL VALVE. REFER TO SHEET P6.001 FOR WATER HEATER SCHEDULE AND DETAILS.
- REMOVE EXISTING SANITARY AND VENT RISER, AND PROVIDE NEW SANITARY AND VENT RISER. REFER TO RISER DIAGRAM SHEETS P9.001-P9.002 FOR CONTINUATION.
- NEW 4" SANITARY RISER DOWN FROM FLOOR ABOVE.
- REMOVE EXISTING WATER COOLER, AND REPLACE WITH NEW WATER COOLER. REFER TO PLUMBING SCHEDULE FOR MORE INFO. INSTALL PER MANUFACTURERS RECOMMENDATIONS. PROVIDE ANY ADDITIONAL PIPING AS REQUIRED.
- SANITARY DOWN TO UNDERGROUND. REFER TO P6.001 DETAILS FOR BASEMENT FLOOR SLAB PENETRATION.
- REFER TO P9.001 RISER DIAGRAM SHEET FOR MORE INFORMATION ON STACK "A & B".
- REFER TO P9.001 RISER DIAGRAM SHEET FOR MORE INFORMATION ON STACK "C".
- REFER TO P9.002 RISER DIAGRAM SHEET FOR MORE INFORMATION ON STACK "D & E".
- REFER TO P9.002 RISER DIAGRAM SHEET FOR MORE INFORMATION ON STACK "F".
- GC TO REPLACE EXISTING HORIZONTAL SANITARY PIPING ABOVE THE FIRST FLOOR CEILING. COST TO BE PROVIDED IN BASE BID.
- SEE ARCHITECTURAL DRAWINGS FOR ROOF PENETRATION FINISHES FOR WATER PROOFING AND INSULATION.
- SANITARY DOWN REFER TO P6.001 DETAILS FOR FIRST FLOOR SLAB PENETRATION.
- EXISTING SS PIPE DROP TO UNDERGROUND. GC TO FIELD VERIFY PIPE LOCATION PRIOR TO COMMENCEMENT OF WORK.

NOT ALL KEY NOTES APPLY.



**STUDIO A**  
architecture  
2330 frankfort ave  
louisville, ky 40206  
p: (502) 589-8007  
f: (502) 589-8004  
www.studioaarch.com

Consultants



genesis engineering  
group, llc.  
134 South Avenue North  
Nashville, TN 37064  
www.genesiseng.com  
Project #21-109

Project Name


**Northgate  
Terrace  
Renovation**

4301 Whittle Springs Road  
Knoxville, TN 37917

Client

**Knoxville's  
Community  
Development  
Corporation**

901 N. Broadway Knoxville, TN  
37917



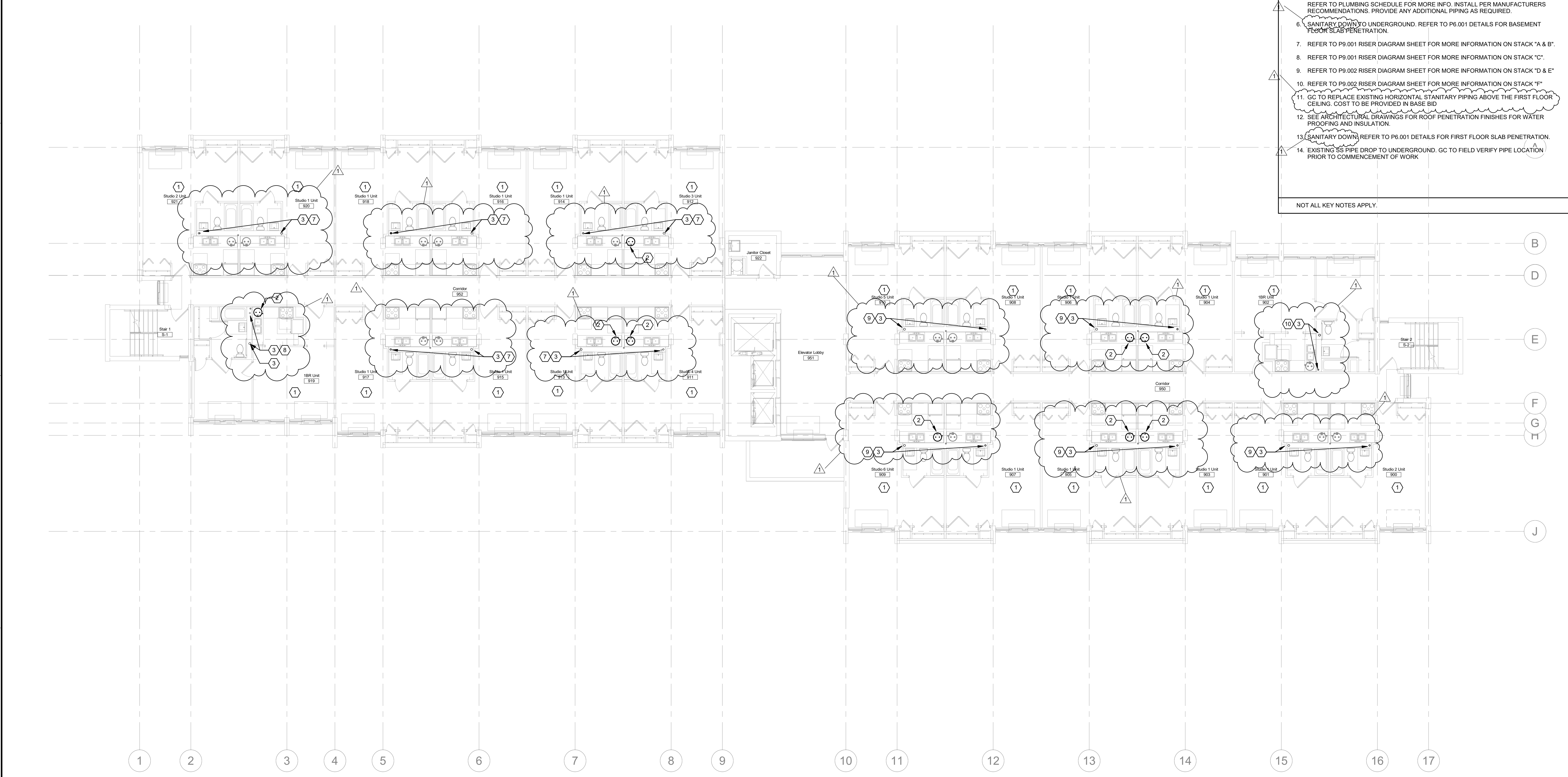
Revisions

No.	Description	Date
1	Addendum 1	09/10/21

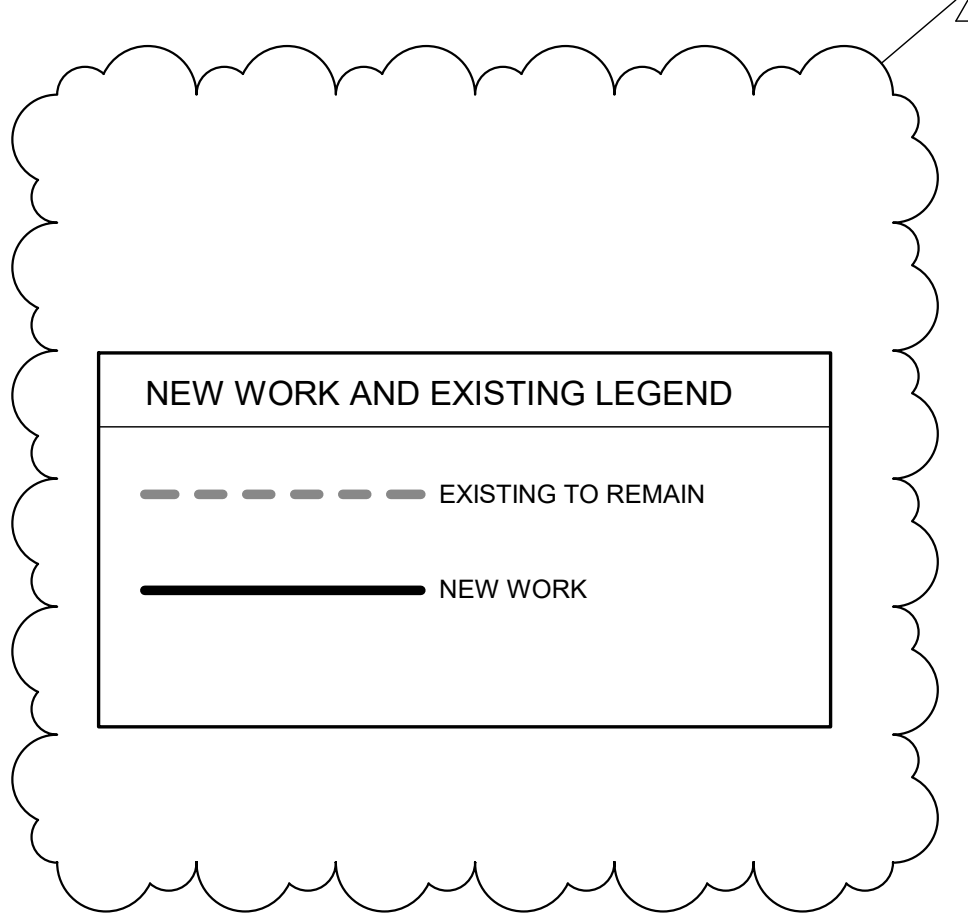
**LEVEL 9 -  
FLOOR PLAN**

Project number 21KC01  
Date Aug. 23, 2021

**P1.109**  
Scale 1/8" = 1'-0"



**1 LEVEL 9 - NEW WORK FLOOR PLAN**  
P1.109 1/8" = 1'-0"



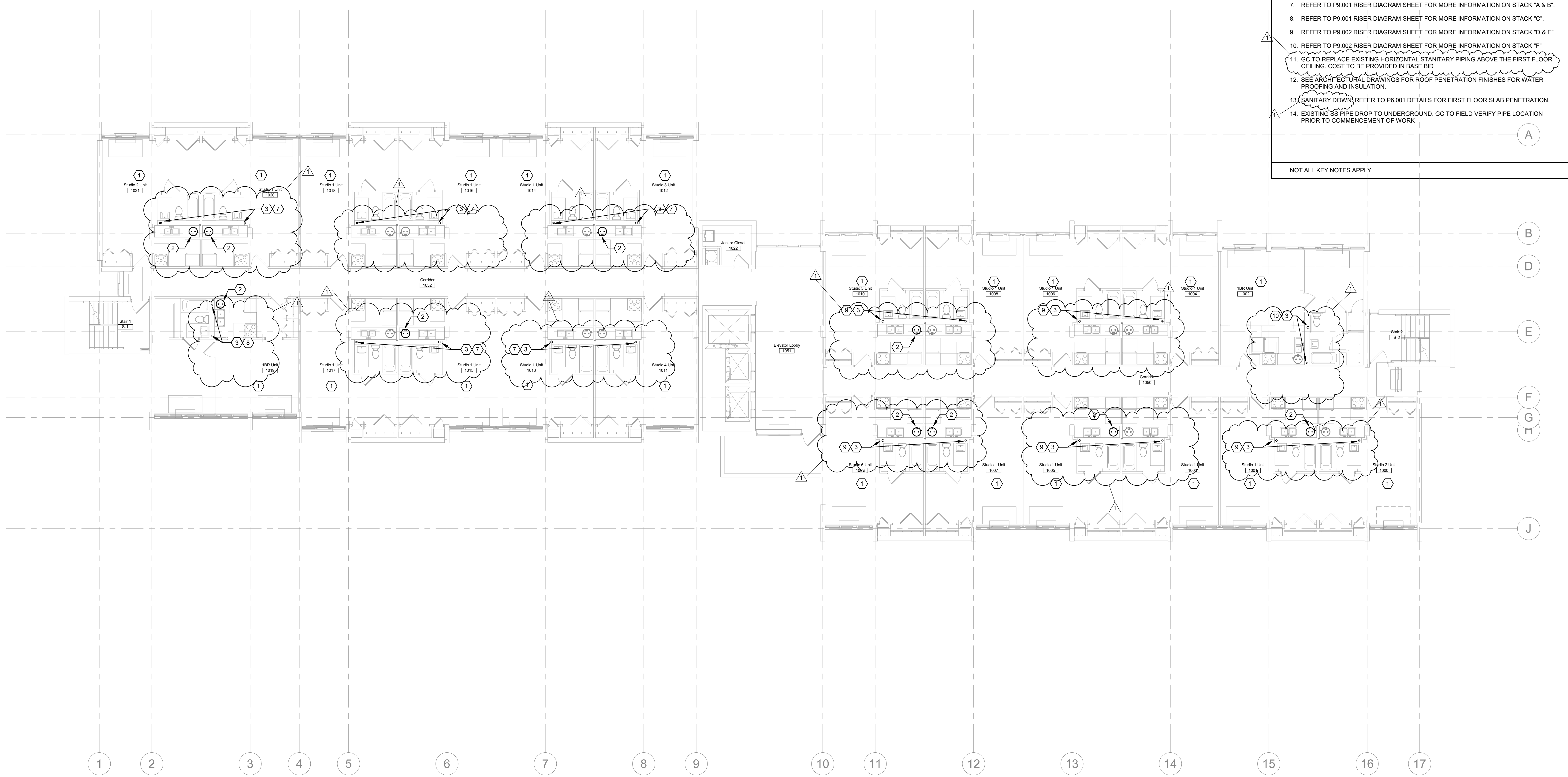
**GENERAL NOTES**

1. CONTRACTOR TO FIELD VERIFY SANITARY RISER PIPE LOCATION PRIOR TO REMOVING ANY PIPE.


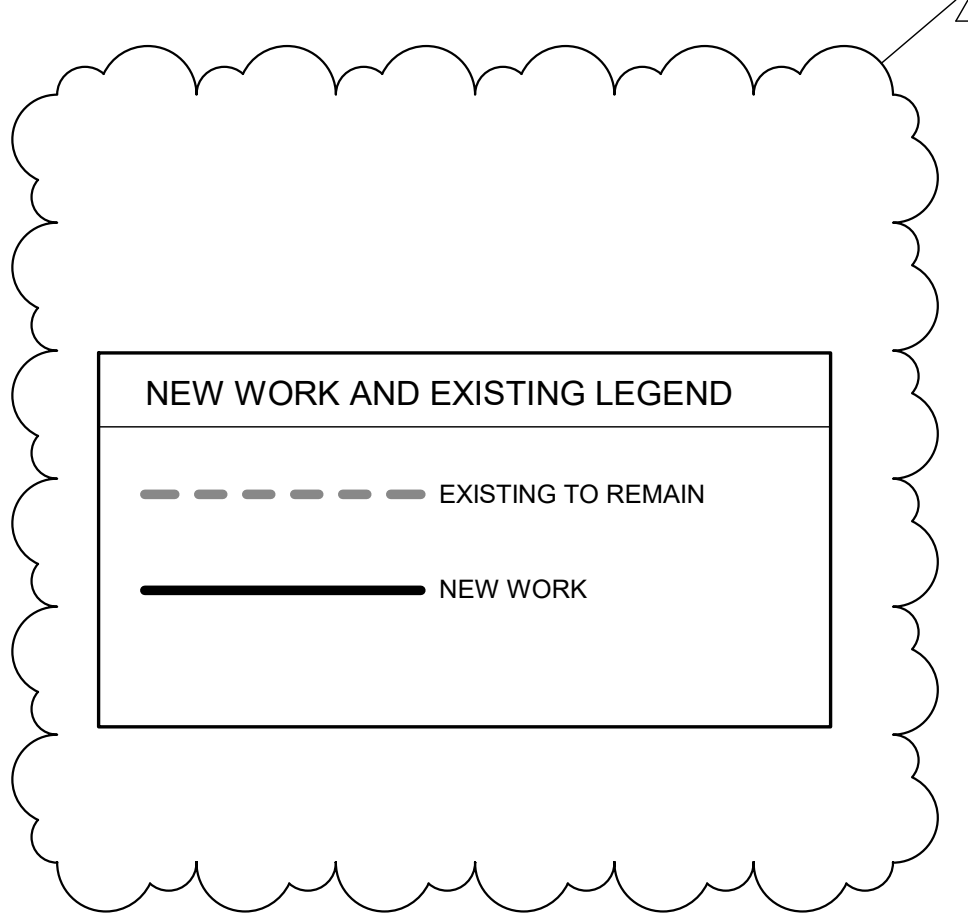
**KEYED NOTES**

- REFER TO ENLARGED UNIT PLAN SHEET P4.001 FOR TYPICAL UNIT PLAN PIPING LAYOUT COORDINATION.
- REMOVE EXISTING WATER HEATER, AND EXISTING GATE VALVE. PROVIDE NEW WATER HEATER AND BALL VALVE. REFER TO SHEET P6.001 FOR WATER HEATER SCHEDULE AND DETAILS.
- REMOVE EXISTING SANITARY AND VENT RISER, AND PROVIDE NEW SANITARY AND VENT RISER. REFER TO RISER DIAGRAM SHEETS P9.001-P9.002 FOR CONTINUATION.
- NEW 4" SANITARY RISER DOWN FROM FLOOR ABOVE.
- REMOVE EXISTING WATER COOLER, AND REPLACE WITH NEW WATER COOLER. REFER TO PLUMBING SCHEDULE FOR MORE INFO. INSTALL PER MANUFACTURERS RECOMMENDATIONS. PROVIDE ANY ADDITIONAL PIPING AS REQUIRED.
- SANITARY DOWN TO UNDERGROUND. REFER TO P6.001 DETAILS FOR BASEMENT FLOOR SLAB PENETRATION.
- REFER TO P9.001 RISER DIAGRAM SHEET FOR MORE INFORMATION ON STACK "A & B".
- REFER TO P9.001 RISER DIAGRAM SHEET FOR MORE INFORMATION ON STACK "C".
- REFER TO P9.002 RISER DIAGRAM SHEET FOR MORE INFORMATION ON STACK "D & E".
- REFER TO P9.002 RISER DIAGRAM SHEET FOR MORE INFORMATION ON STACK "F".
- GC TO REPLACE EXISTING HORIZONTAL SANITARY PIPING ABOVE THE FIRST FLOOR CEILING. COST TO BE PROVIDED IN BASE BID.
- SEE ARCHITECTURAL DRAWINGS FOR ROOF PENETRATION FINISHES FOR WATER PROOFING AND INSULATION.
- SANITARY DOWN REFER TO P6.001 DETAILS FOR FIRST FLOOR SLAB PENETRATION.
- EXISTING SS PIPE DROP TO UNDERGROUND. GC TO FIELD VERIFY PIPE LOCATION PRIOR TO COMMENCEMENT OF WORK.

NOT ALL KEY NOTES APPLY.



**1 LEVEL 10 - NEW WORK FLOOR PLAN**  
P1.110 1/8" = 1'-0"




**Project Name**  
Northgate Terrace Renovation

4301 Whittle Springs Road Knoxville, TN 37917

**Client**  
Knoxville's Community Development Corporation

901 N. Broadway Knoxville, TN 37917



**Revisions**

No.	Description	Date
1	Addendum 1	09/10/21

**LEVEL 10 - FLOOR PLAN**

Project number 21KC01  
Date Aug. 23, 2021

**P1.110**  
Scale 1/8" = 1'-0"

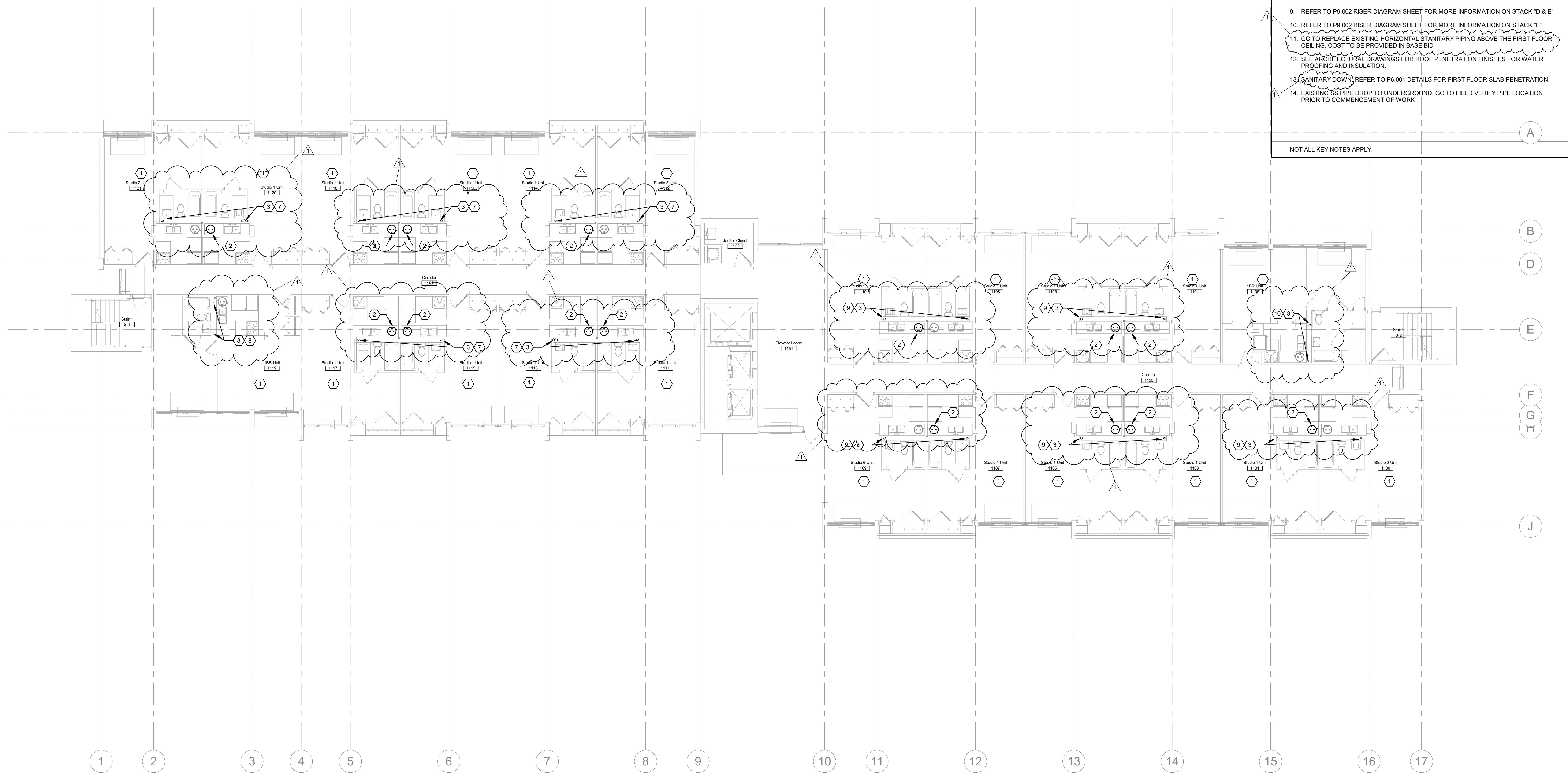
**GENERAL NOTES**

1. CONTRACTOR TO FIELD VERIFY SANITARY RISER PIPE LOCATION PRIOR TO REMOVING ANY PIPE.

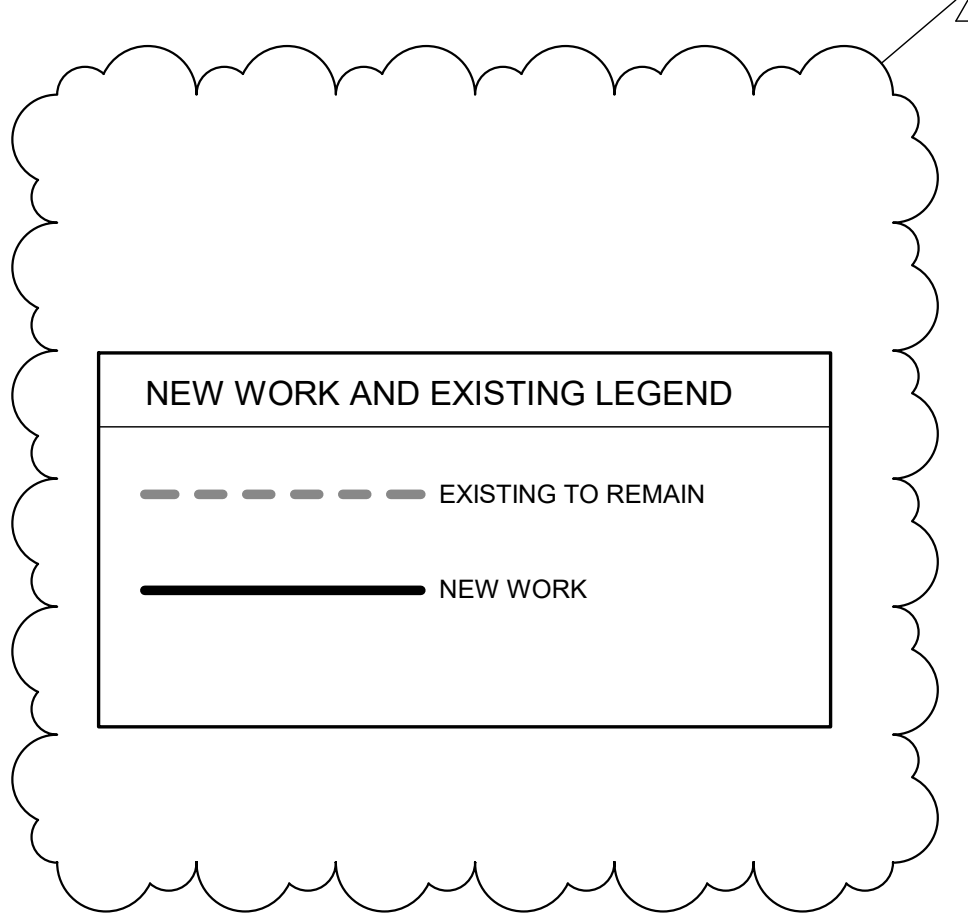
**KEYED NOTES**


- REFER TO ENLARGED UNIT PLAN SHEET P4.001 FOR TYPICAL UNIT PLAN PIPING LAYOUT COORDINATION.
- REMOVE EXISTING WATER HEATER, AND EXISTING GATE VALVE. PROVIDE NEW WATER HEATER AND BALL VALVE. REFER TO SHEET P6.001 FOR WATER HEATER SCHEDULE AND DETAILS.
- REMOVE EXISTING SANITARY AND VENT RISER, AND PROVIDE NEW SANITARY AND VENT RISER. REFER TO RISER DIAGRAM SHEETS P9.001-P9.002 FOR CONTINUATION.
- NEW 4" SANITARY RISER DOWN FROM FLOOR ABOVE.
- REMOVE EXISTING WATER COOLER, AND REPLACE WITH NEW WATER COOLER. REFER TO PLUMBING SCHEDULE FOR MORE INFO. INSTALL PER MANUFACTURERS RECOMMENDATIONS. PROVIDE ANY ADDITIONAL PIPING AS REQUIRED.
- SANITARY DOWN TO UNDERGROUND. REFER TO P6.001 DETAILS FOR BASEMENT FLOOR SLAB PENETRATION.
- REFER TO P9.001 RISER DIAGRAM SHEET FOR MORE INFORMATION ON STACK "A & B".
- REFER TO P9.001 RISER DIAGRAM SHEET FOR MORE INFORMATION ON STACK "C".
- REFER TO P9.002 RISER DIAGRAM SHEET FOR MORE INFORMATION ON STACK "D & E".
- REFER TO P9.002 RISER DIAGRAM SHEET FOR MORE INFORMATION ON STACK "F".
- GC TO REPLACE EXISTING HORIZONTAL SANITARY PIPING ABOVE THE FIRST FLOOR CEILING. COST TO BE PROVIDED IN BASE BID.
- SEE ARCHITECTURAL DRAWINGS FOR ROOF PENETRATION FINISHES FOR WATER PROOFING AND INSULATION.
- SANITARY DOWN REFER TO P6.001 DETAILS FOR FIRST FLOOR SLAB PENETRATION.
- EXISTING SS PIPE DROP TO UNDERGROUND. GC TO FIELD VERIFY PIPE LOCATION PRIOR TO COMMENCEMENT OF WORK.

NOT ALL KEY NOTES APPLY.



**1 LEVEL 11 - NEW WORK FLOOR PLAN**  
 P1.111 1/8" = 1'-0"






**STUDIO A**  
 architecture  
 2330 frankfort ave  
 louisville, ky 40206  
 p: (502) 589-8007  
 f: (502) 589-8004  
 www.studioaarch.com

---

Consultants



**genesis**  
 engineering  
 group, llc.  
 34 South avenue north  
 harriman, tn 37064  
 www.genesiseng.com  
 license #01-107

---

Project Name

**Northgate  
 Terrace  
 Renovation**

---

4301 Whittle Springs Road  
 Knoxville, TN 37917

---

Client


**Knoxville's  
 Community  
 Development  
 Corporation**

---

901 N. Broadway Knoxville, TN  
 37917

---

Seal




---

Revisions

No.	Description	Date
1	Addendum 1	09/10/21

---

**LEVEL 11 -  
 FLOOR PLAN**

---

Project number 21KC01  
 Date Aug. 23, 2021

**P1.111**

Scale 1/8" = 1'-0"

GENERAL NOTES

1. CONTRACTOR TO FIELD VERIFY SANITARY RISER PIPE LOCATION PRIOR TO REMOVING ANY PIPE.

KEYED NOTES

1. REFER TO ENLARGED UNIT PLAN SHEET P4.001 FOR TYPICAL UNIT PLAN PIPING LAYOUT COORDINATION.
2. REMOVE EXISTING WATER HEATER, AND EXISTING GATE VALVE. PROVIDE NEW WATER HEATER AND BALL VALVE. REFER TO SHEET P6.001 FOR WATER HEATER SCHEDULE AND DETAILS.
3. REMOVE EXISTING SANITARY AND VENT RISER, AND PROVIDE NEW SANITARY AND VENT RISER. REFER TO RISER DIAGRAM SHEETS P9.001-P9.002 FOR CONTINUATION.
4. NEW 4" SANITARY RISER DOWN FROM FLOOR ABOVE.
5. REMOVE EXISTING WATER COOLER, AND REPLACE WITH NEW WATER COOLER. REFER TO PLUMBING SCHEDULE FOR MORE INFO. INSTALL PER MANUFACTURERS RECOMMENDATIONS. PROVIDE ANY ADDITIONAL PIPING AS REQUIRED.
6. SANITARY DOWN TO UNDERGROUND. REFER TO P6.001 DETAILS FOR BASEMENT FLOOR SLAB PENETRATION.
7. REFER TO P9.001 RISER DIAGRAM SHEET FOR MORE INFORMATION ON STACK "A & B".
8. REFER TO P9.001 RISER DIAGRAM SHEET FOR MORE INFORMATION ON STACK "C".
9. REFER TO P9.002 RISER DIAGRAM SHEET FOR MORE INFORMATION ON STACK "D & E".
10. REFER TO P9.002 RISER DIAGRAM SHEET FOR MORE INFORMATION ON STACK "F".
11. GC TO REPLACE EXISTING HORIZONTAL SANITARY PIPING ABOVE THE FIRST FLOOR CEILING. COST TO BE PROVIDED IN BASE BID.
12. SEE ARCHITECTURAL DRAWINGS FOR ROOF PENETRATION FINISHES FOR WATER PROOFING AND INSULATION.
13. SANITARY DOWN REFER TO P6.001 DETAILS FOR FIRST FLOOR SLAB PENETRATION.
14. EXISTING SS PIPE DROP TO UNDERGROUND. GC TO FIELD VERIFY PIPE LOCATION PRIOR TO COMMENCEMENT OF WORK.

NOT ALL KEY NOTES APPLY.



1 LEVEL 12 - NEW WORK FLOOR PLAN  
P1.112 1/8" = 1'-0"

NEW WORK AND EXISTING LEGEND

- - - - - EXISTING TO REMAIN
- NEW WORK



**STUDIO A**  
architecture  
2330 frankfort ave  
louisville, ky 40206  
p: (502) 589-8007  
f: (502) 589-8004  
www.studioarch.com


Consultants  
  
genesis engineering  
group, llc.  
34 South avenue north  
havana, tn 37064  
www.genesiseng.com  
license #01-101

Project Name  
**Northgate  
Terrace  
Renovation**

4301 Whittle Springs Road  
Knoxville, TN 37917

Client  
**Knoxville's  
Community  
Development  
Corporation**

901 N. Broadway Knoxville, TN  
37917



Revisions		
No.	Description	Date
1	Addendum 1	09/10/21

**LEVEL 12 -  
FLOOR PLAN**

Project number 21KC01  
Date Aug. 23, 2021

**P1.112**

Scale 1/8" = 1'-0"

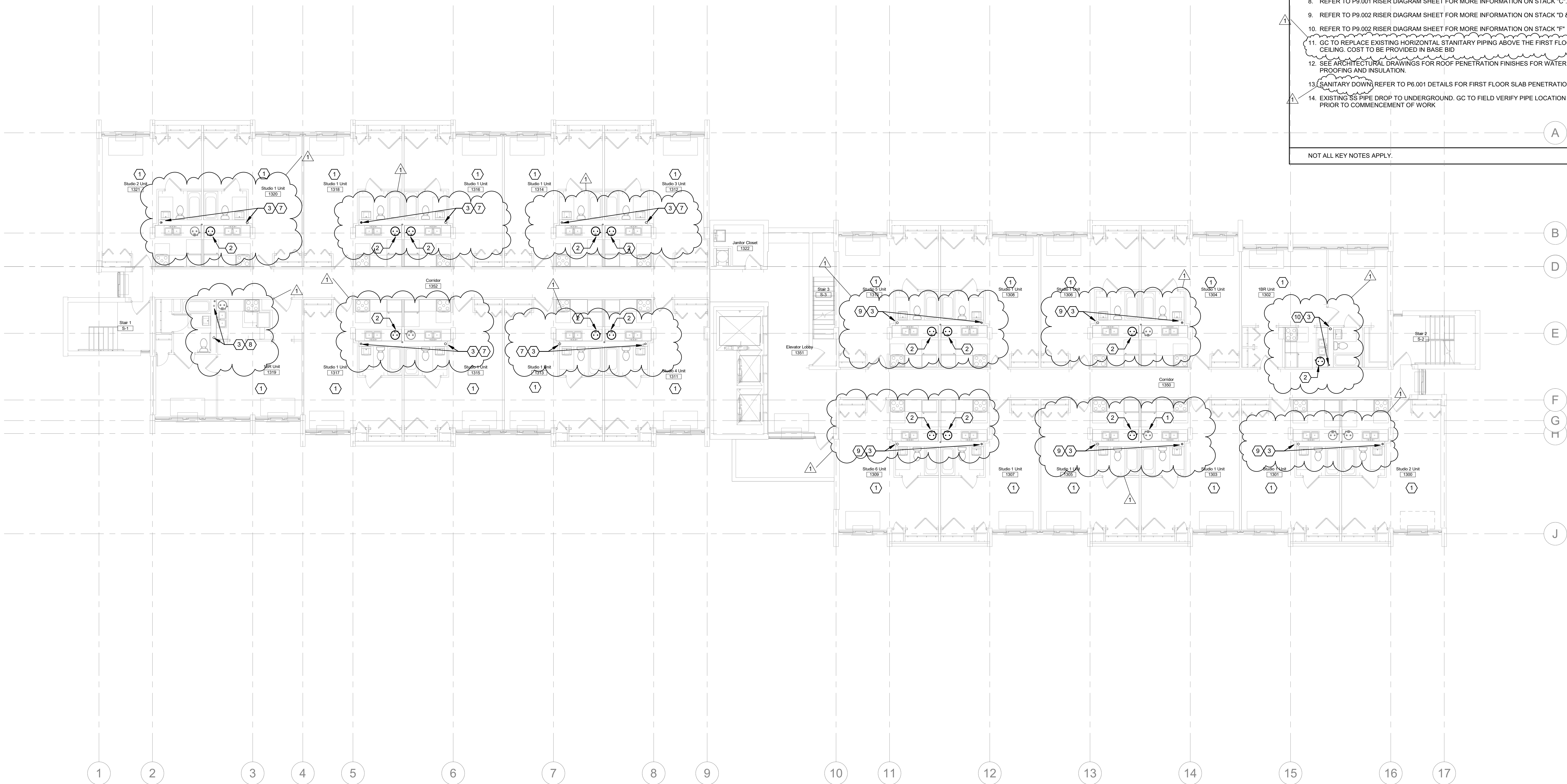
**GENERAL NOTES**

1. CONTRACTOR TO FIELD VERIFY SANITARY RISER PIPE LOCATION PRIOR TO REMOVING ANY PIPE.

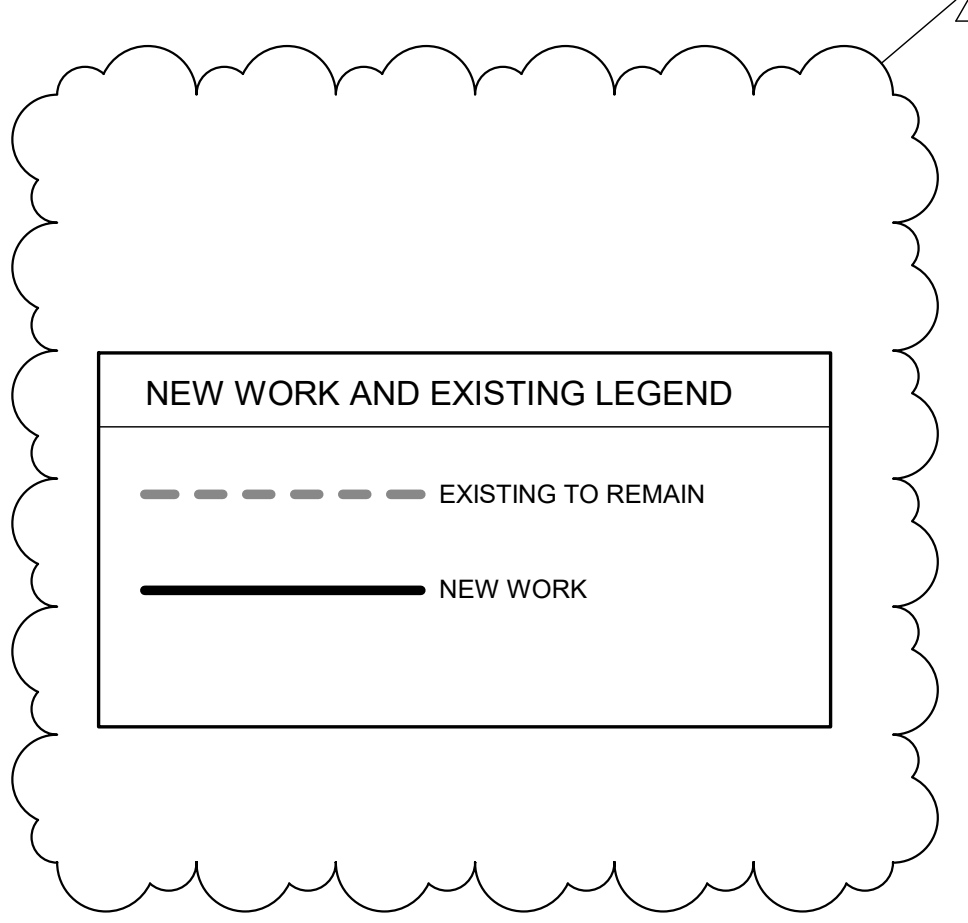
**KEYED NOTES**

- REFER TO ENLARGED UNIT PLAN SHEET P4.001 FOR TYPICAL UNIT PLAN PIPING LAYOUT COORDINATION.
- REMOVE EXISTING WATER HEATER, AND EXISTING GATE VALVE. PROVIDE NEW WATER HEATER AND BALL VALVE. REFER TO SHEET P6.001 FOR WATER HEATER SCHEDULE AND DETAILS.
- REMOVE EXISTING SANITARY AND VENT RISER, AND PROVIDE NEW SANITARY AND VENT RISER. REFER TO RISER DIAGRAM SHEETS P9.001-P9.002 FOR CONTINUATION.
- NEW 4" SANITARY RISER DOWN FROM FLOOR ABOVE.
- REMOVE EXISTING WATER COOLER, AND REPLACE WITH NEW WATER COOLER. REFER TO PLUMBING SCHEDULE FOR MORE INFO. INSTALL PER MANUFACTURERS RECOMMENDATIONS. PROVIDE ANY ADDITIONAL PIPING AS REQUIRED.
- SANITARY DOWN TO UNDERGROUND. REFER TO P6.001 DETAILS FOR BASEMENT FLOOR SLAB PENETRATION.
- REFER TO P9.001 RISER DIAGRAM SHEET FOR MORE INFORMATION ON STACK "A & B".
- REFER TO P9.001 RISER DIAGRAM SHEET FOR MORE INFORMATION ON STACK "C".
- REFER TO P9.002 RISER DIAGRAM SHEET FOR MORE INFORMATION ON STACK "D & E".
- REFER TO P9.002 RISER DIAGRAM SHEET FOR MORE INFORMATION ON STACK "F".
- GC TO REPLACE EXISTING HORIZONTAL SANITARY PIPING ABOVE THE FIRST FLOOR CEILING. COST TO BE PROVIDED IN BASE BID.
- SEE ARCHITECTURAL DRAWINGS FOR ROOF PENETRATION FINISHES FOR WATER PROOFING AND INSULATION.
- SANITARY DOWN REFER TO P6.001 DETAILS FOR FIRST FLOOR SLAB PENETRATION.
- EXISTING SS PIPE DROP TO UNDERGROUND. GC TO FIELD VERIFY PIPE LOCATION PRIOR TO COMMENCEMENT OF WORK.

NOT ALL KEY NOTES APPLY.



**1 LEVEL 13 - NEW WORK FLOOR PLAN**  
 P1.113 1/8" = 1'-0"




**Project Name**  
 Northgate Terrace Renovation

4301 Whittle Springs Road Knoxville, TN 37917

**Client**  
 Knoxville's Community Development Corporation

901 N. Broadway Knoxville, TN 37917



**Revisions**

No.	Description	Date
1	Addendum 1	09/10/21

**LEVEL 13 - FLOOR PLAN**

Project number 21KC01  
 Date Aug. 23, 2021

**P1.113**  
 Scale 1/8" = 1'-0"


**GENERAL NOTES**

1. CONTRACTOR TO FIELD VERIFY SANITARY RISER PIPE LOCATION PRIOR TO REMOVING ANY PIPE.

**KEYED NOTES**

1. REFER TO ENLARGED UNIT PLAN SHEET P4.001 FOR TYPICAL UNIT PLAN PIPING LAYOUT COORDINATION.
2. REMOVE EXISTING WATER HEATER, AND EXISTING GATE VALVE. PROVIDE NEW WATER HEATER AND BALL VALVE. REFER TO SHEET P6.001 FOR WATER HEATER SCHEDULE AND DETAILS.
3. REMOVE EXISTING SANITARY AND VENT RISER, AND PROVIDE NEW SANITARY AND VENT RISER. REFER TO RISER DIAGRAM SHEETS P9.001-P9.002 FOR CONTINUATION.
4. NEW 4" SANITARY RISER DOWN FROM FLOOR ABOVE.
5. REMOVE EXISTING WATER COOLER, AND REPLACE WITH NEW WATER COOLER. REFER TO PLUMBING SCHEDULE FOR MORE INFO. INSTALL PER MANUFACTURERS RECOMMENDATIONS. PROVIDE ANY ADDITIONAL PIPING AS REQUIRED.
6. SANITARY DOWN TO UNDERGROUND. REFER TO P6.001 DETAILS FOR BASEMENT FLOOR SLAB PENETRATION.
7. REFER TO P9.001 RISER DIAGRAM SHEET FOR MORE INFORMATION ON STACK "A & B".
8. REFER TO P9.001 RISER DIAGRAM SHEET FOR MORE INFORMATION ON STACK "C".
9. REFER TO P9.002 RISER DIAGRAM SHEET FOR MORE INFORMATION ON STACK "D & E".
10. REFER TO P9.002 RISER DIAGRAM SHEET FOR MORE INFORMATION ON STACK "F".
11. GC TO REPLACE EXISTING HORIZONTAL SANITARY PIPING ABOVE THE FIRST FLOOR CEILING. COST TO BE PROVIDED IN BASE BID.
12. SEE ARCHITECTURAL DRAWINGS FOR ROOF PENETRATION FINISHES FOR WATER PROOFING AND INSULATION.
13. SANITARY DOWN REFER TO P6.001 DETAILS FOR FIRST FLOOR SLAB PENETRATION.
14. EXISTING SS PIPE DROP TO UNDERGROUND. GC TO FIELD VERIFY PIPE LOCATION PRIOR TO COMMENCEMENT OF WORK.

NOT ALL KEY NOTES APPLY.




Project Name  
**Northgate Terrace Renovation**

4301 Whittle Springs Road Knoxville, TN 37917

Client  
**Knoxville's Community Development Corporation**

901 N. Broadway Knoxville, TN 37917



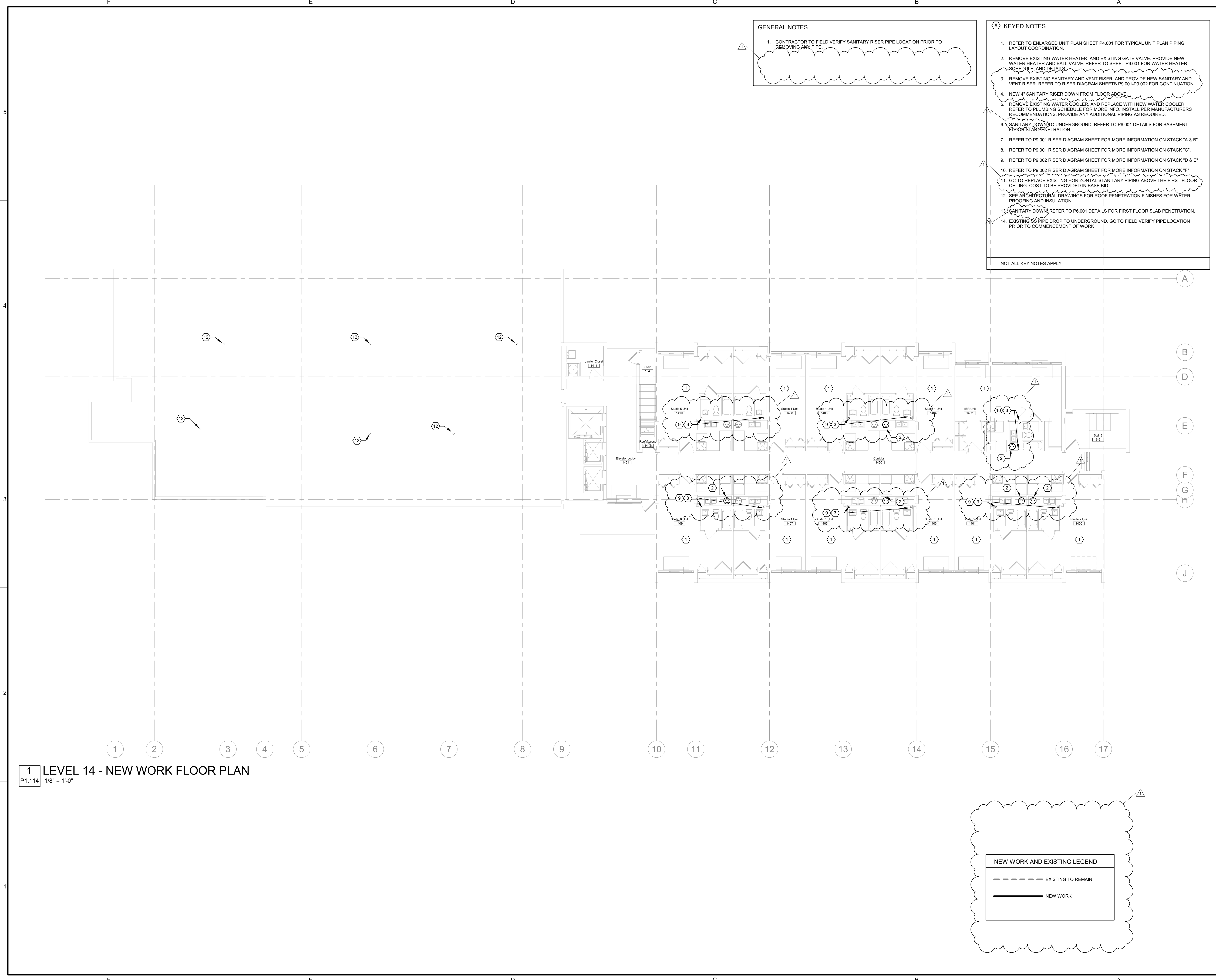
Revisions

No.	Description	Date
1	Addendum 1	09/10/21

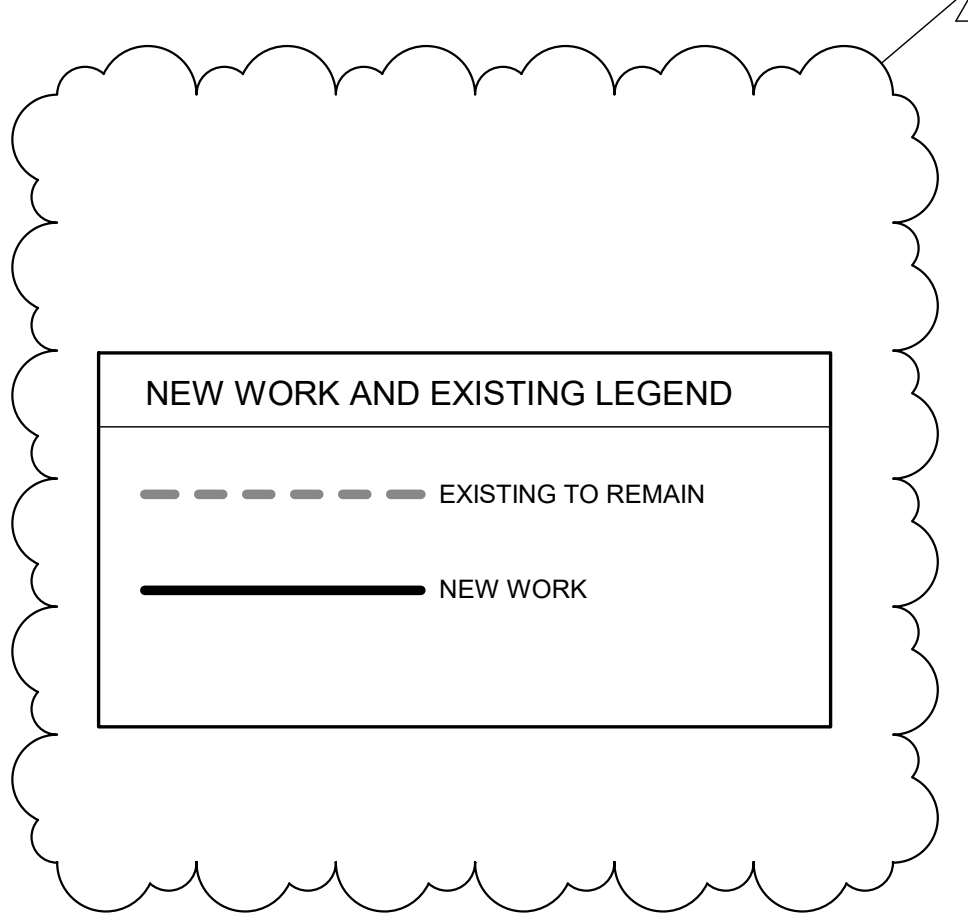
**LEVEL 14 - FLOOR PLAN**


Project number 21KC01  
Date Aug. 23, 2021

**P1.114**  
Scale 1/8" = 1'-0"



**1 LEVEL 14 - NEW WORK FLOOR PLAN**  
P1.114 1/8" = 1'-0"





**GENERAL NOTES**

1. CONTRACTOR TO FIELD VERIFY SANITARY RISER PIPE LOCATION PRIOR TO REMOVING ANY PIPE.

**KEYED NOTES**

- REFER TO ENLARGED UNIT PLAN SHEET P4.001 FOR TYPICAL UNIT PLAN PIPING LAYOUT COORDINATION.
- REMOVE EXISTING WATER HEATER, AND EXISTING GATE VALVE. PROVIDE NEW WATER HEATER AND BALL VALVE. REFER TO SHEET P6.001 FOR WATER HEATER SCHEDULE AND DETAILS.
- REMOVE EXISTING SANITARY AND VENT RISER, AND PROVIDE NEW SANITARY AND VENT RISER. REFER TO RISER DIAGRAM SHEETS P9.001-P9.002 FOR CONTINUATION.
- NEW 4" SANITARY RISER DOWN FROM FLOOR ABOVE.
- REMOVE EXISTING WATER COOLER, AND REPLACE WITH NEW WATER COOLER. REFER TO PLUMBING SCHEDULE FOR MORE INFO. INSTALL PER MANUFACTURERS RECOMMENDATIONS. PROVIDE ANY ADDITIONAL PIPING AS REQUIRED.
- SANITARY DOWN TO UNDERGROUND. REFER TO P6.001 DETAILS FOR BASEMENT FLOOR SLAB PENETRATION.
- REFER TO P9.001 RISER DIAGRAM SHEET FOR MORE INFORMATION ON STACK "A & B".
- REFER TO P9.001 RISER DIAGRAM SHEET FOR MORE INFORMATION ON STACK "C".
- REFER TO P9.002 RISER DIAGRAM SHEET FOR MORE INFORMATION ON STACK "D & E".
- REFER TO P9.002 RISER DIAGRAM SHEET FOR MORE INFORMATION ON STACK "F".
- GC TO REPLACE EXISTING HORIZONTAL STANITARY PIPING ABOVE THE FIRST FLOOR CEILING. COST TO BE PROVIDED IN BASE BID.
- SEE ARCHITECTURAL DRAWINGS FOR ROOF PENETRATION FINISHES FOR WATER PROOFING AND INSULATION.
- SANITARY DOWN REFER TO P6.001 DETAILS FOR FIRST FLOOR SLAB PENETRATION.
- EXISTING SS PIPE DROP TO UNDERGROUND. GC TO FIELD VERIFY PIPE LOCATION PRIOR TO COMMENCEMENT OF WORK.

NOT ALL KEY NOTES APPLY.

**1 ROOF PLAN - NEW WORK FLOOR PLAN**  
 P1.115 1/8" = 1'-0"

**STUDIO A architecture**  
 2330 frankfort ave  
 louisville, ky 40206  
 p: (502) 589-8007  
 f: (502) 589-8004  
 www.studioarch.com

**Consultants**

**genesis engineering group, llc.**  
 134 South Avenue North  
 Nashville, TN 37264  
 www.genesiseng.com  
 Project #21-107

**Project Name**  
 Northgate Terrace Renovation

**Client**  
 Knoxville's Community Development Corporation

4301 Whittle Springs Road  
 Knoxville, TN 37917

901 N. Broadway Knoxville, TN  
 37917

**Revisions**

No.	Description	Date

**ROOF PLAN**

Project number 21KC01  
 Date Aug. 23, 2021

**P1.115**  
 Scale 1/8" = 1'-0"



F E D C B A


- GENERAL NOTES**
1. REFER TO FLOOR PLAN SHEETS P1.101 - P1.114 FOR WATER HEATERS THAT ARE BEING REPLACED.
  2. REPLACE ALL WATER DISTRIBUTION PIPES AND GATE VALVES ON ALL UNITS. PROVIDE NEW SHUT-OFF BALL VALVE.
  3. REPLACE HORIZONTAL SANITARY PIPING IN EACH RESIDENTIAL UNIT FROM PLUMBING FIXTURE TO SANITARY STACK. DRYWALL TO BE CUT AND PATCH ON KITCHEN SIDE OF PLUMBING CHASE. REFER TO ARCHITECTURAL DRAWINGS FOR DETAILS.
  4. CONNECT NEW SANITARY PIPING TO EXISTING WATER CLOSET. EXISTING SHOWER, AND EXISTING LAVATORY. REFER TO RISER DIAGRAM FOR MORE INFORMATION ON SANITARY PIPING.

- KEYED NOTES**
1. CONNECT NEW 3/4" CW PIPING TO EXISTING CW MAIN.
  2. PROVIDE NEW SHUT-OFF BALL VALVE. REFER TO SHEET P6.001 FOR MORE DETAILS.
  3. CONNECT NEW CW AND HW PIPING TO EXISTING WATER HEATER.
  4. INSTALL NEW SHOWER HEAD (SH-1 OR SH-2). REFER TO SCHEDULE SHEET P6.001 FOR SHOWER HEAD LOCATIONS PER FLOOR.
  5. 4" SS RISER. REFER TO RISER DIAGRAM FOR MORE INFORMATION.
  6. 3" VENT RISER. REFER TO RISER DIAGRAM FOR MORE INFORMATION.



**STUDIO A**  
architecture  
2330 frankfort ave  
louisville, ky 40206  
p: (502) 589-8007  
f: (502) 589-8004  
www.studioaarch.com

Consultants




genesis engineering group, llc.  
34 South Avenue North  
Nashville, TN 37064  
www.genesiseng.com  
P1000001-001

Project Name  
**Northgate Terrace Renovation**

4301 Whittle Springs Road  
Knoxville, TN 37917

Client  
**Knoxville's Community Development Corporation**

901 N. Broadway Knoxville, TN 37917



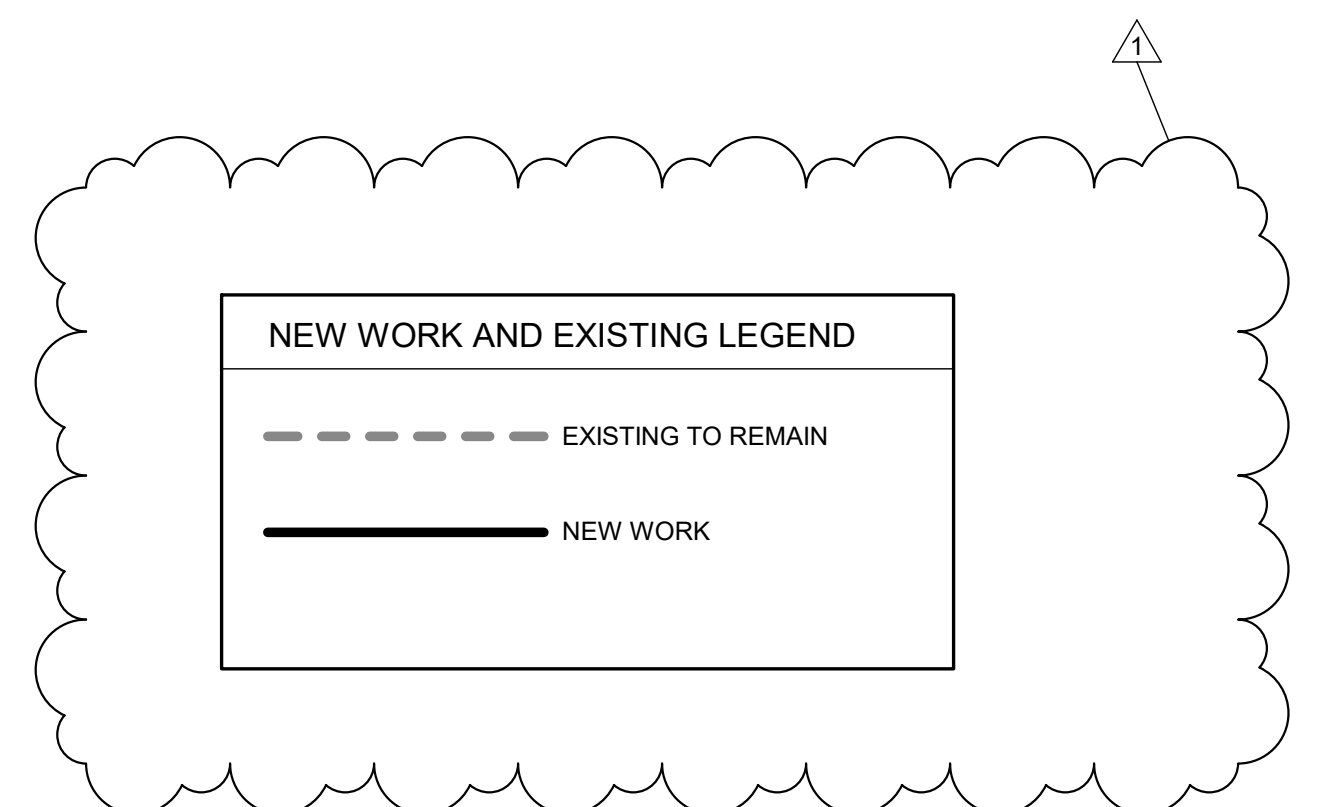
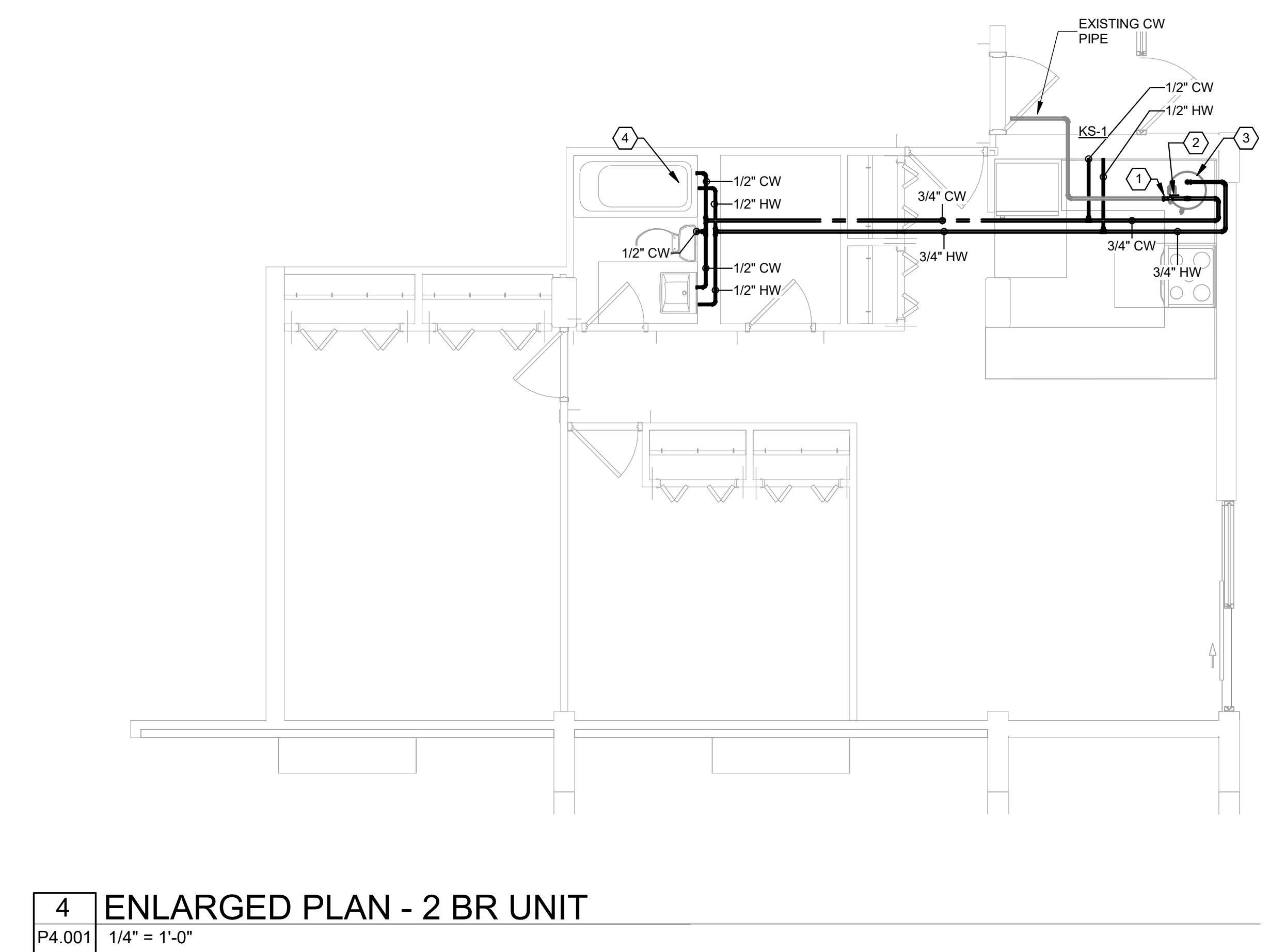
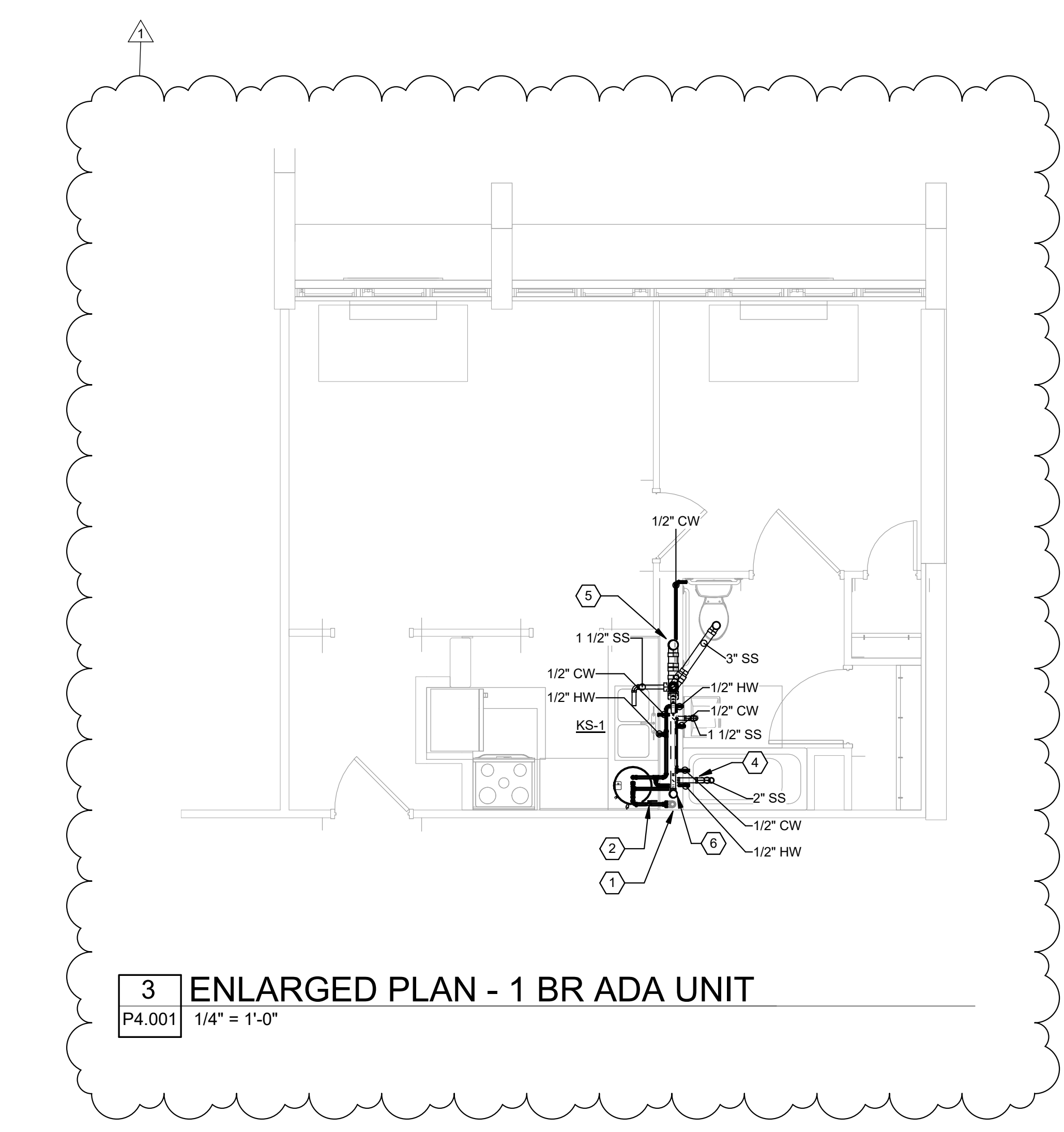
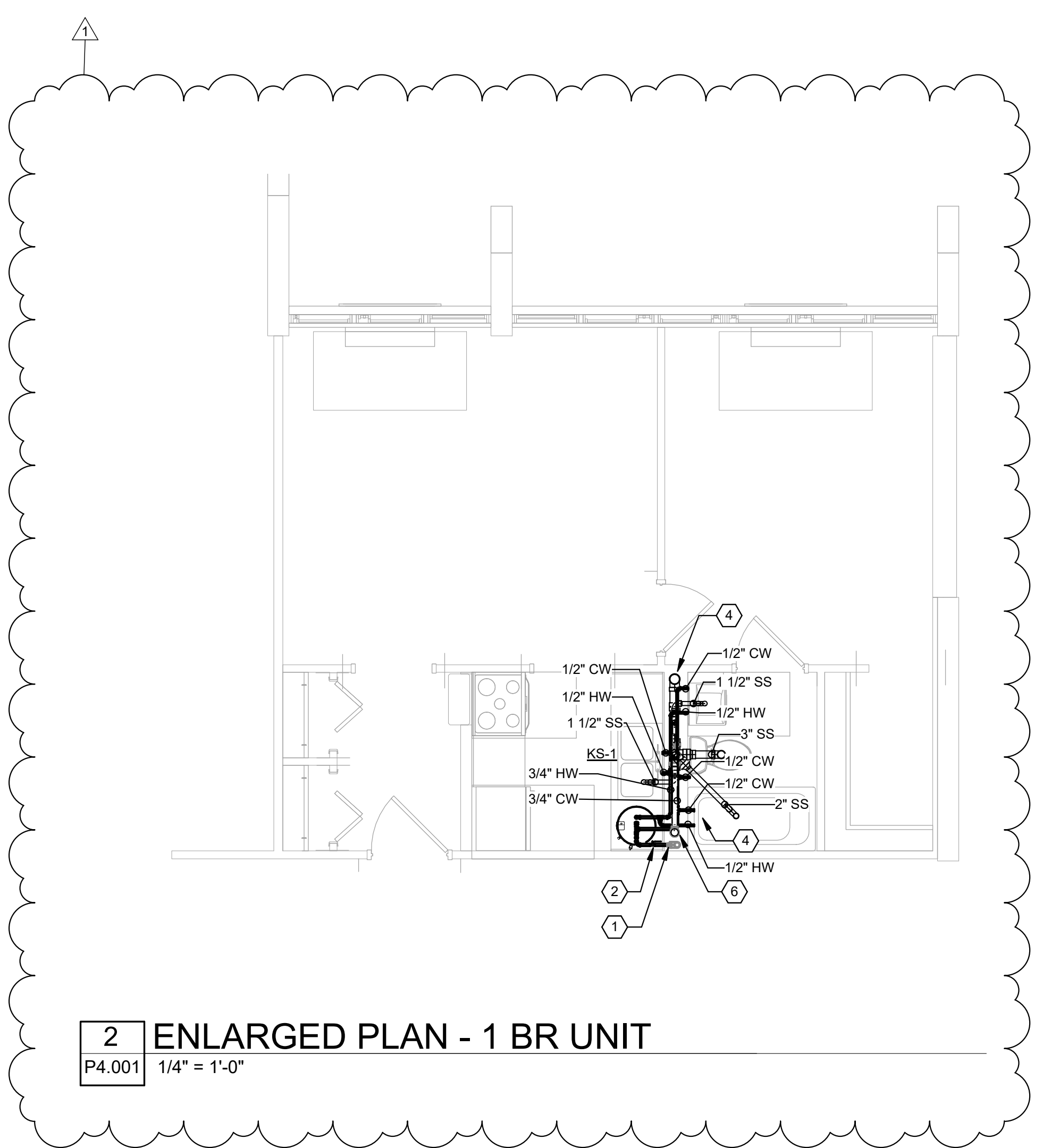
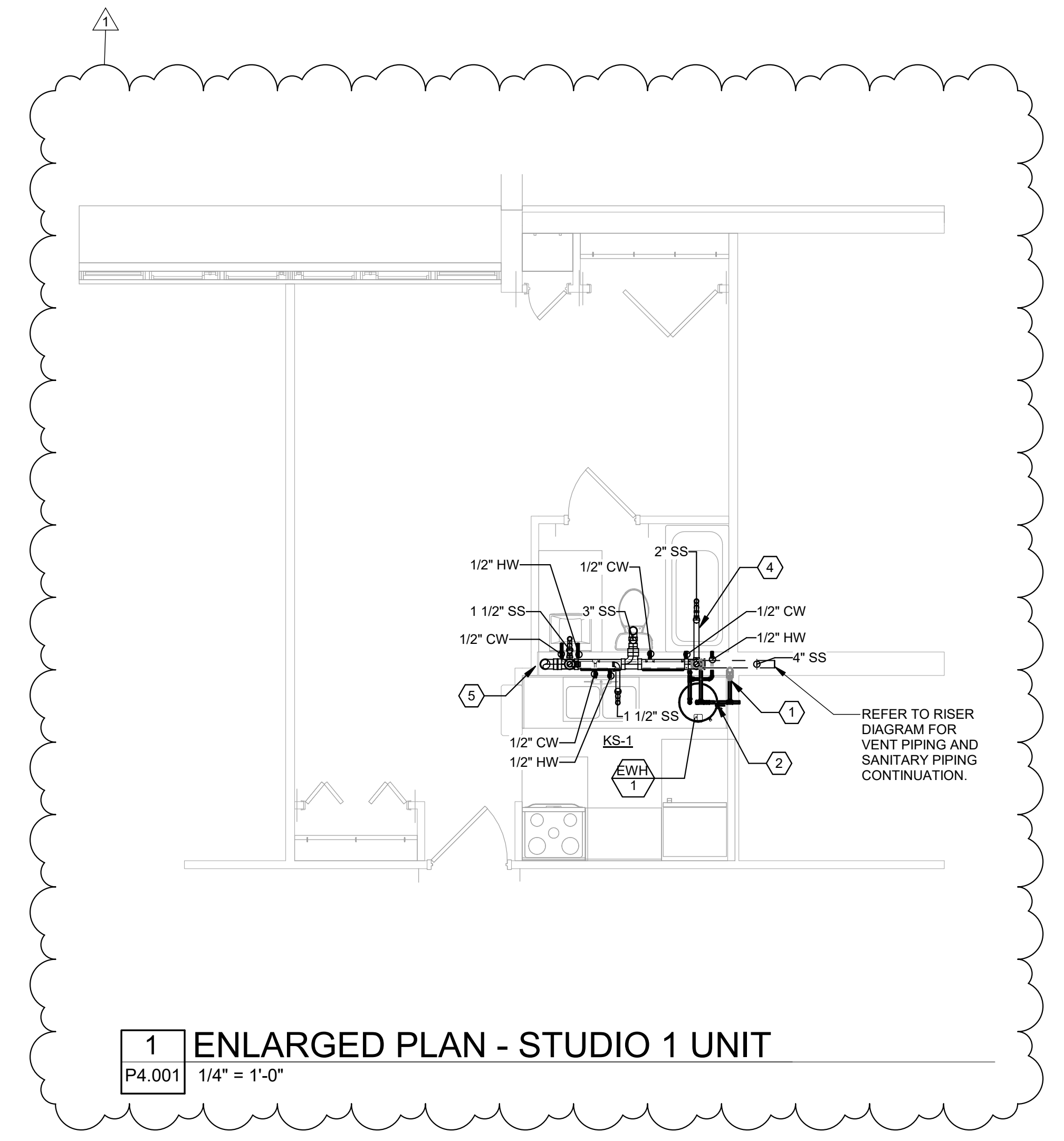
Revisions

No.	Description	Date
1	Addendum 1	09/10/21

**ENLARGED UNIT PLANS**

Project number 21KC01  
Date Aug. 23, 2021

**P4.001**  
Scale As indicated



### DWELLING UNIT WATER HEATER SCHEDULE

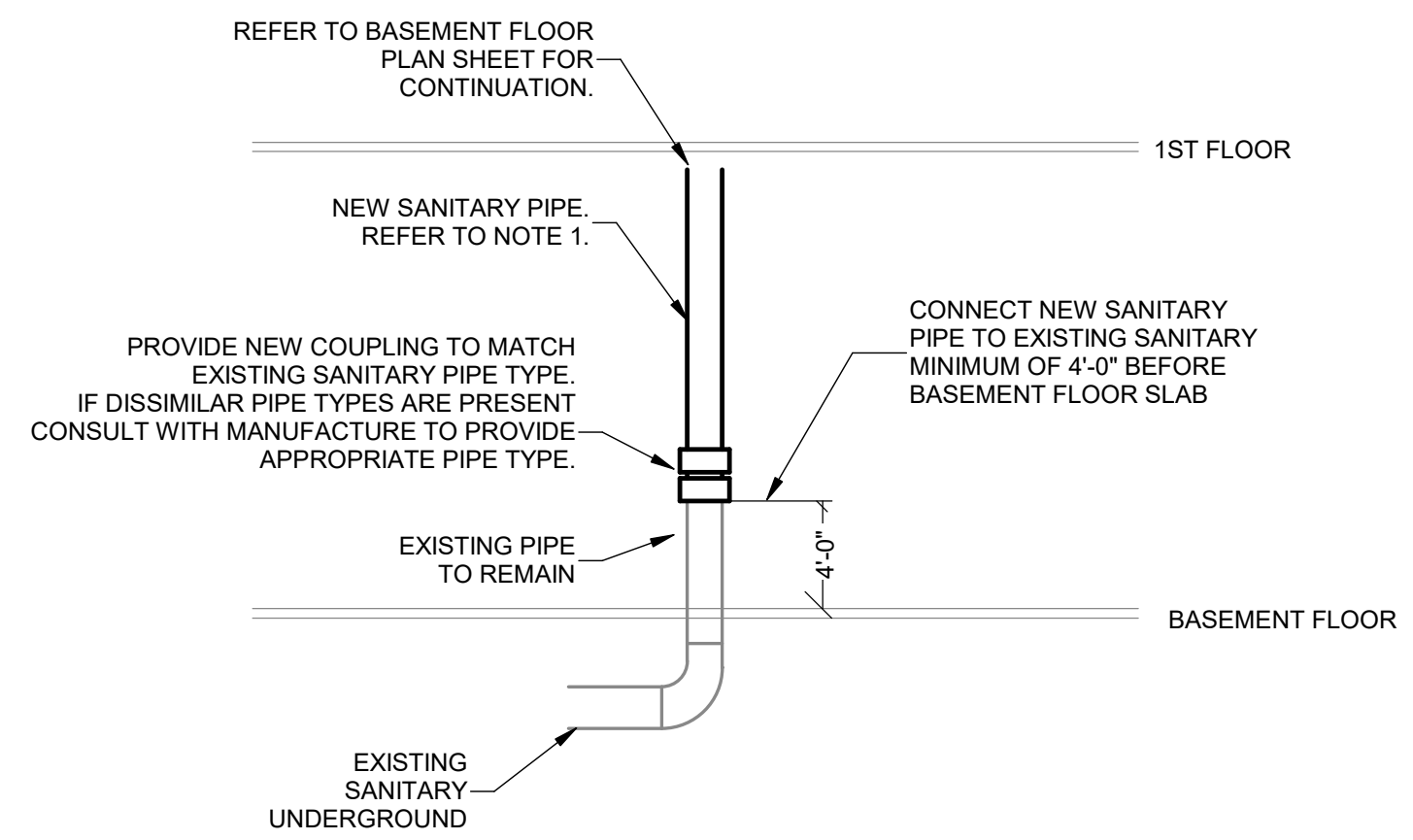
MARK	-	EWH-1
MANUFACTURER	-	AO SMITH
AREA SERVED	-	SEE PLANS
MODEL NUMBER	-	ENLB 30
RECOVERY	GPH	21
TEMP RISE	°F	90
STORAGE	GALLONS	28
ELECTRICAL INPUT	KW @ V/PH	4.5 @ 240/1
ENERGY FACTOR	-	0.89 EF
DIMENSIONS	-	18"D x 61.25"H
NOTES	-	1, 2, 3, 4

**NOTES:**

- SEE WATER HEATER DETAIL FOR ADDITIONAL ACCESSORIES.
- SET TO 125°.
- 6 YEAR TANK WARRANTY.
- INTEGRAL HEAT TRAPS.

### PLUMBING FIXTURE SCHEDULE

MARK	FIXTURE	DESCRIPTION	MAKE AND MODEL	PIPE SIZE (INCH)				ACCESSORIES
				WASTE	VENT	C.W.	H.W.	
KS-1	KITCHEN SINK	KITCHEN SINK TYPE 304 STAINLESS STEEL, 22 GA., DOUBLE BOWL DROP-IN SINK, 33"x22"x6-9/16" DEEP, WITH 8" CENTERSET, 3-HOLE SINGLE HANDLE KITCHEN FAUCET, CHROME FINISH, 1.8 GPM <i>SINK IS ADA COMPLIANT</i>	SINK ELKAY DAYTON D23322 FAUCET: DELTA B1310LF	-	-	1/2	1/2	3-1/2" STAINLESS STEEL DRAIN ASSEMBLY WITH BASKET STRAINER, 17 GAUGE 1-1/2" TAILPIECE, 1-1/2" X 1-1/2" 17 GA. P-TRAP WITH WASTE ARM AND WALL ESCUTCHEON, WHEEL HANDLE BRASS ANGLE STOPS WITH ANNEALED SUPPLIES, POLISHED CHROME FINISH. PROVIDE PRE-MOLDED INSULATION KITS FOR ALL EXPOSED DRAINAGE AND SUPPLY PIPING AND TRIM BELOW LAV. TRUEBRO. PROVIDE NEW SHUT OFF VALVES.
SH-1	SHOWERHEAD (LOCATED ON FLOORS 4 THRU 14)	SHOWERHEAD, 1.5 GPM	SHOWERHEAD: NIAGRARA CONSERVATION N2945CH	-	-	1/2	1/2	
SH-2	HANDHELD SHOWERHEAD (LOCATED ON FLOORS 2 THRU 3)	HANDHELD SHOWERHEAD WITH 6 SPRAY SETTINGS, 60" METAL HOSE, MAX 1.75 GPM	SHOWERHEAD: DELTA 75605	-	-	1/2	1/2	
EWC-1	ELECTRIC WATER COOLER	ELKAY ENHANCED E2H2O BOTTLE FILLING STATION, BI-LEVEL ADA COOLER, FILTERED 6 GPH 115V/1PH	ELKAY LZSTL8WSP (STAINLESS)	-	-	1/2	-	P-TRAP, PROVIDE METAL FIXTURE TYPE

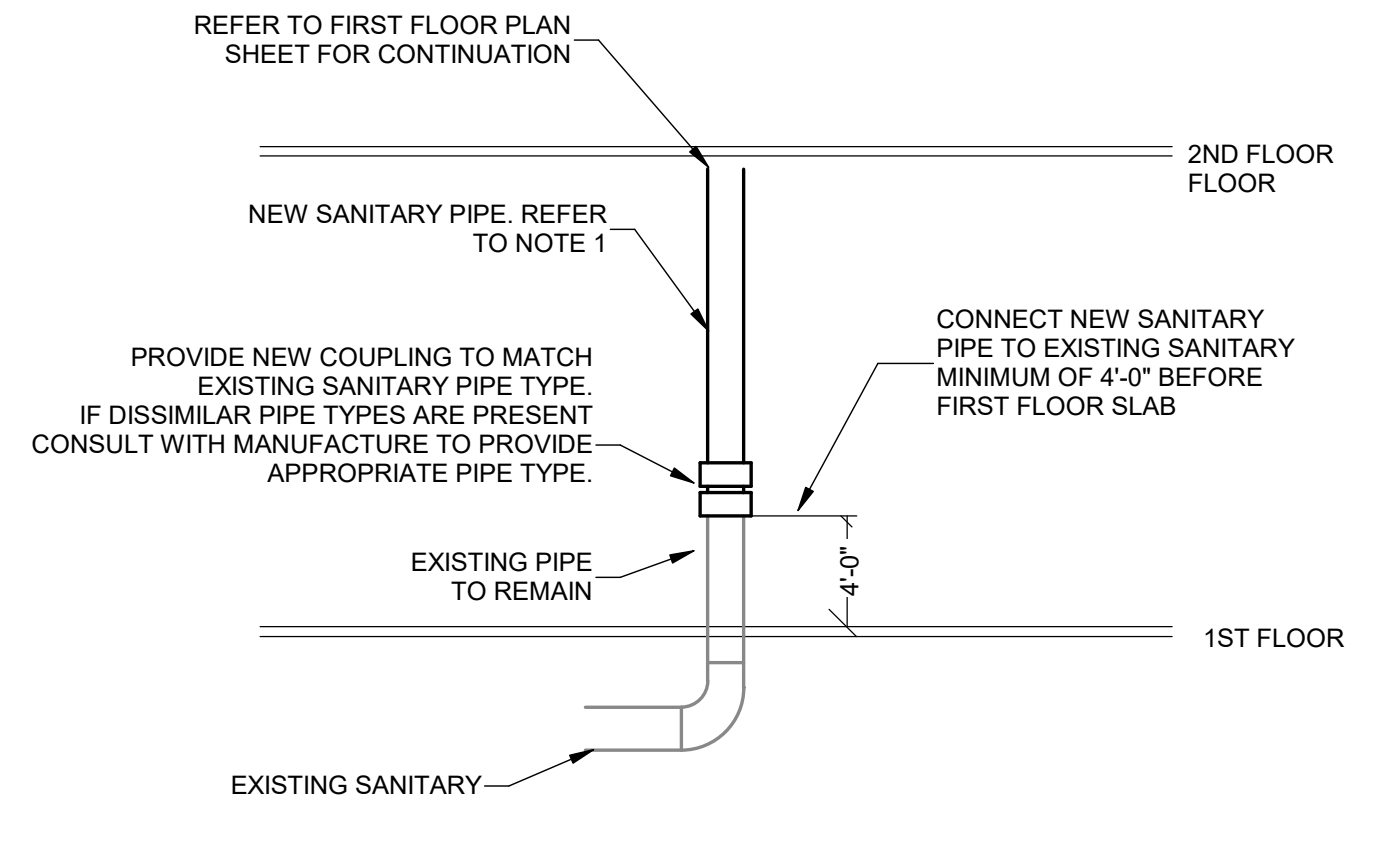


**BASEMENT FLOOR PIPE PENETRATION DETAIL**

NOT TO SCALE

**NOTES:**

- CONTRACTOR TO FIELD VERIFY EXISTING PIPE SIZE, AND PROVIDE NEW PIPE TO MATCH EXISTING PIPE SIZE. PROVIDE ARCHITECT, AND ENGINEER OF EXISTING PIPE SIZE.

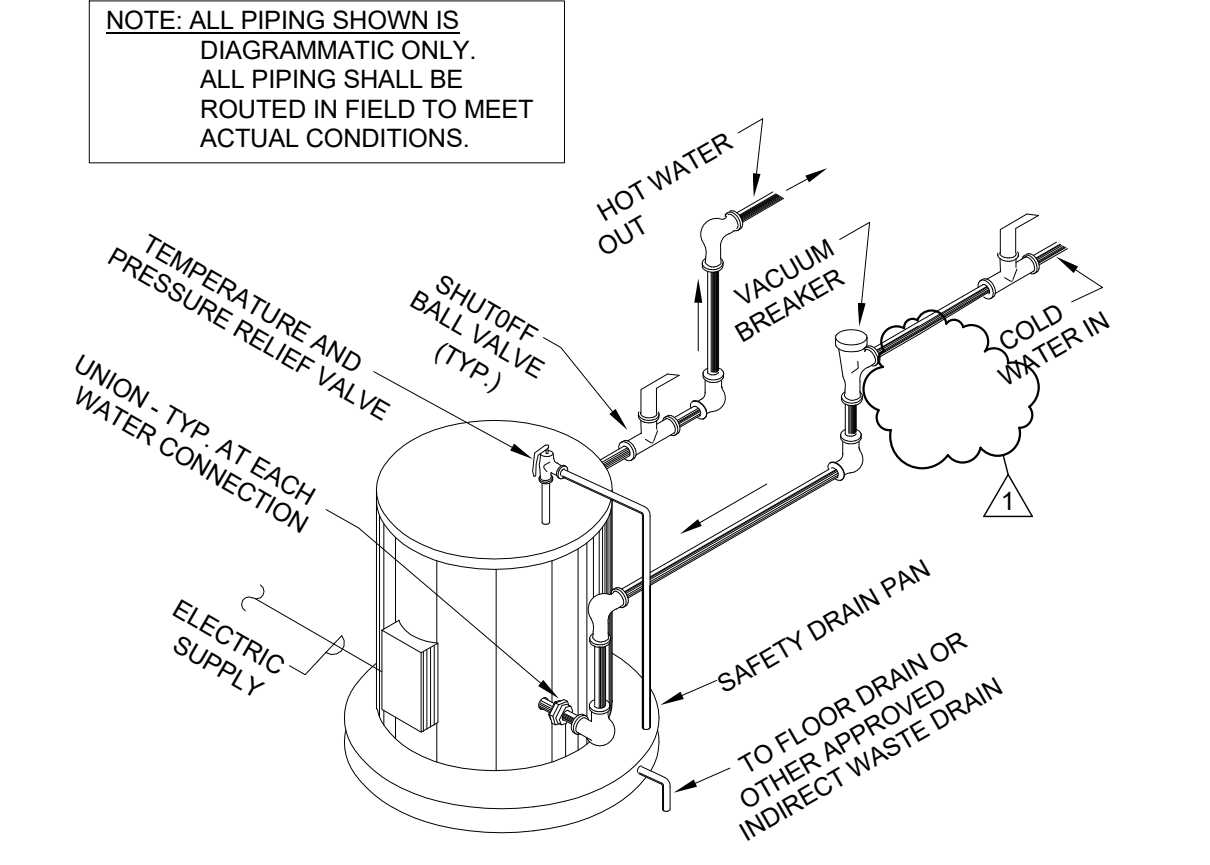


**FIRST FLOOR PIPE PENETRATION DETAIL**

NOT TO SCALE


**NOTES:**

- CONTRACTOR TO FIELD VERIFY EXISTING PIPE SIZE, AND PROVIDE NEW PIPE TO MATCH EXISTING PIPE SIZE. PROVIDE ARCHITECT, AND ENGINEER OF EXISTING PIPE SIZE.



**LOWBOY ELECTRIC WATER HEATER DETAIL**

NOT TO SCALE



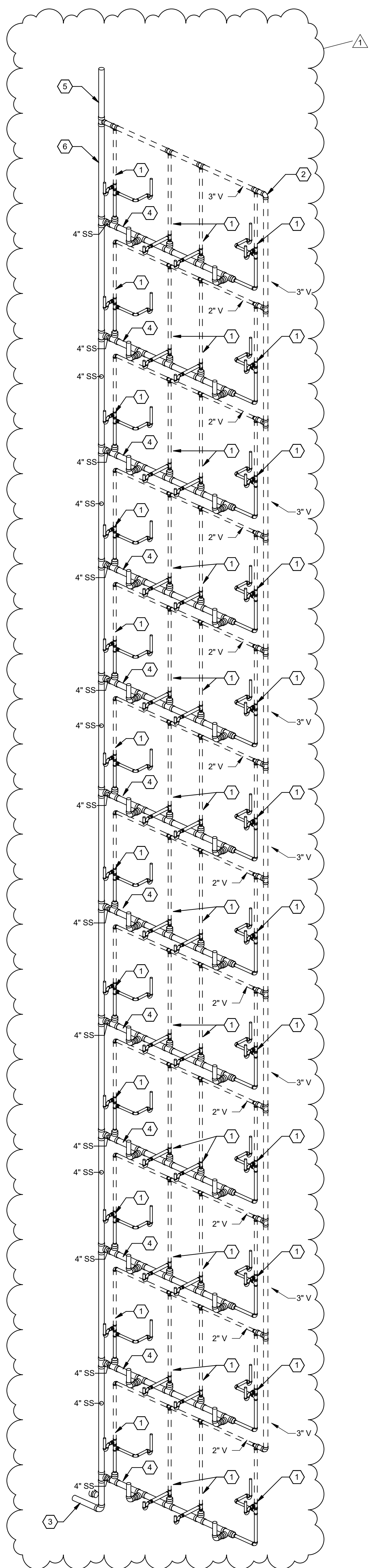
**Revisions**

No.	Description	Date
1	Addendum 1	09/10/21

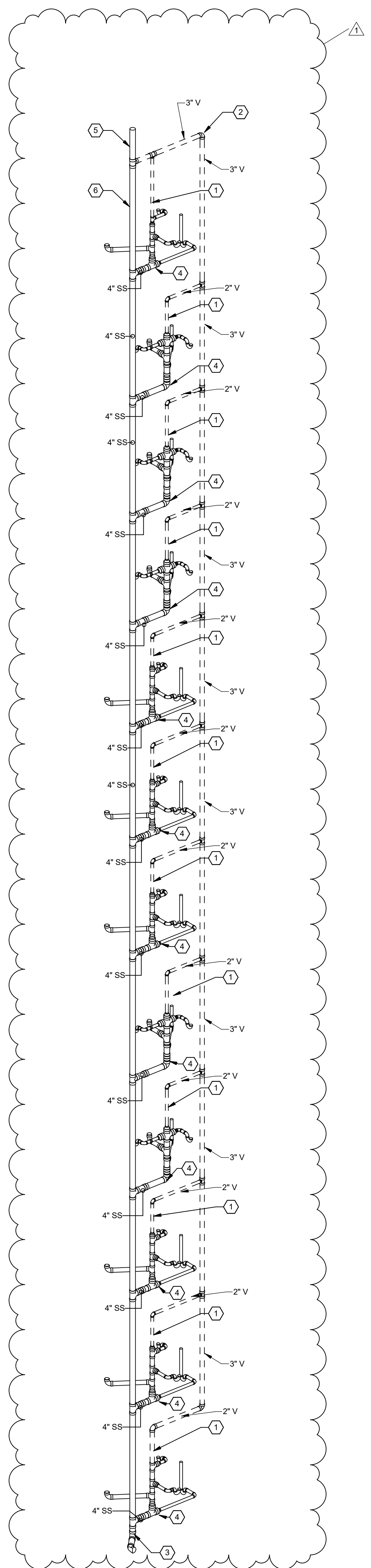
**SCHEDULES & DETAILS**

Project number 21KC01  
 Date Aug. 23, 2021

**P6.001**  
 Scale 1/8" = 1'-0"



1 WASTE & VENT STACK "A" STACK "B" OPOSITE HAND  
P9.001




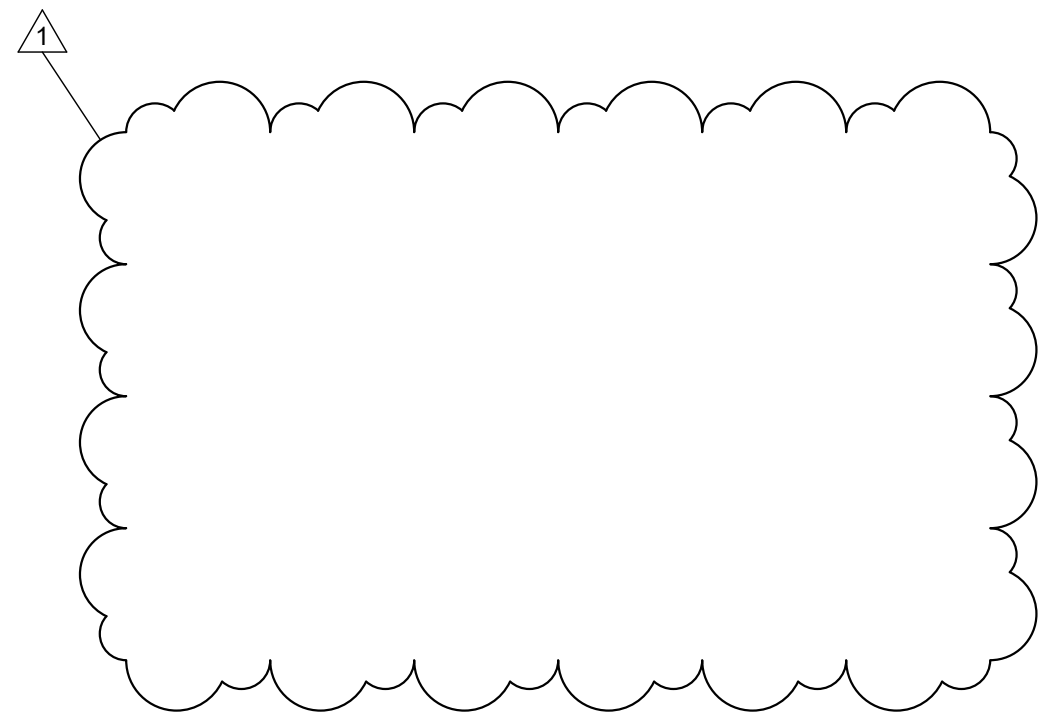
2 WASTE & VENT STACK "C"  
P9.001

**GENERAL NOTES**

- REFER TO FLOOR PLAN SHEET FOR SANITARY RISER LOCATION.
- REFER TO ENLARGE UNIT PLAN SHEET P4.001 FOR PLUMBING FIXTURE LOCATION.

**KEYED NOTES**

- 2" VENT PIPING
- GC TO REPLACE ALL HORIZONTAL AN VERTICAL VENT PIPING IN UNIT.
- REFER TO FLOOR PLAN SHEET P1.101 FOR CONTINUATION.
- GC TO REPLACE HORIZONTAL SANITARY SEWER PIPING IN RESIDENTIAL UNITS FROM PLUMBING FIXTURE TO SANITARY STACK. PROVIDE COST IN BASE BID. DRYWALL TO BE CUT AND PATCHED ON KITCHEN SIDE OF CHASE.
- SEE ARCHITECTURAL DRAWINGS FOR ROOF PENETRATION FINISHES FOR WATER PROOFING AND INSULATION.
- GC TO REPLACE VERTICAL SANITARY SEWER STACK. REFER TO FLOOR PLAN SHEET P1.101-P1.114 FOR SANITARY STACK LOCATION. PROVIDE COST IN BASE BID.



**Revisions**

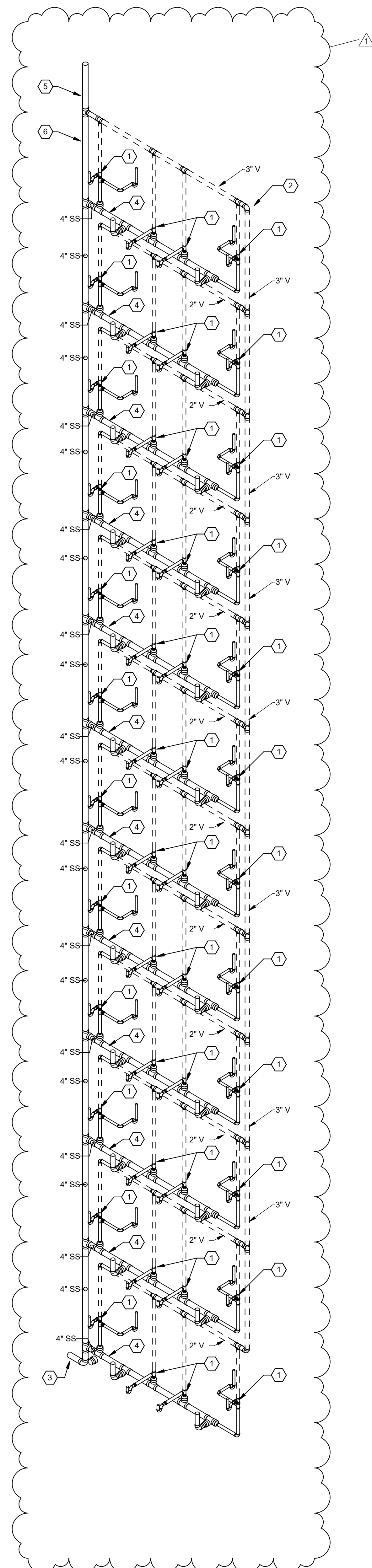
No.	Description	Date
1	Addendum 1	09/10/21

**RISER DIAGRAMS**

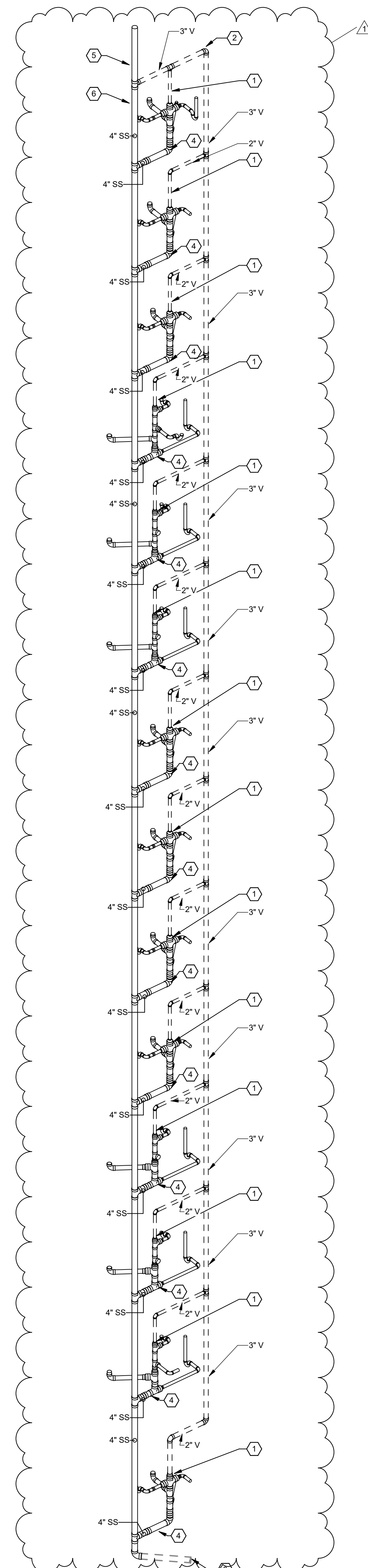
Project number 21K001  
Date Aug. 23, 2021

**P9.001**

Scale 1/8" = 1'-0"





**1** WASTE & VENT STACK "D" STACK "E" OPOSITE HAND  
P9.002



**2** WASTE & VENT STACK "F"  
P9.002

- GENERAL NOTES**
- REFER TO FLOOR PLAN SHEET FOR SANITARY RISER LOCATION.
  - REFER TO ENLARGE UNIT PLAN SHEET P4.001 FOR PLUMBING FIXTURE LOCATION.
- KEYED NOTES**
- 2" VENT PIPING
  - GC TO REPLACE ALL HORIZONTAL AN VERTICAL VENT PIPING IN UNIT.
  - REFER TO FLOOR PLAN SHEET P1.101 FOR CONTINUATION.
  - GC TO REPLACE HORIZONTAL SANITARY SEWER PIPING IN RESIDENTIAL UNITS FROM PLUMBING FIXTURE TO SANITARY STACK. PROVIDE COST IN BASE BID. DRYWALL TO BE CUT AND PATCHED ON KITCHEN SIDE OF CHASE.
  - SEE ARCHITECTURAL DRAWINGS FOR ROOF PENETRATION FINISHES FOR WATER PROOFING AND INSULATION.
  - GC TO REPLACE VERTICAL SANITARY SEWER STACK. REFER TO FLOOR PLAN SHEET P1.101-P1.114 FOR SANITARY STACK LOCATION. PROVIDE COST IN BASE BID.



Revisions

No.	Description	Date
1	Addendum 1	09/10/21