

HIGHLANDS COUNTY BOARD OF COUNTY COMMISSIONERS CONSTRUCTION PLANS FOR PANTHER PARKWAY FENCING

sunshine state
ONE CALL
of Florida

811


DIAL 811
Local No. 1-800-432-4770
Notification # _____
Call 48 hours before you dig.

- SHEET DESCRIPTION**
- 1 COVER SHEET
 - 2-4 DETAILS
 - 5-48 PLAN SHEETS

HIGHLANDS COUNTY PROJECT NO. 09021
FDOT FINANCIAL PROJECT NO. 420082-2-58-01

THE RIGHT-OF-WAY LIES WITHIN SECTION 18, TOWNSHIP 34 SOUTH, RANGE 29 EAST; SECTIONS 1, 2, 12, AND 13, TOWNSHIP 34 SOUTH, RANGE 28 EAST; SECTION 35, TOWNSHIP 33 SOUTH, RANGE 28 EAST

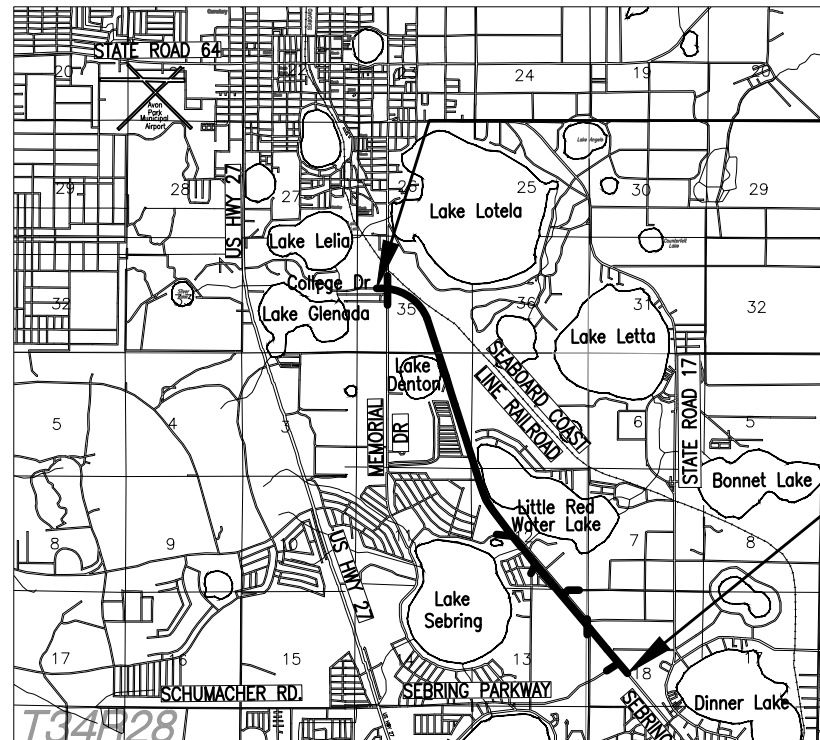
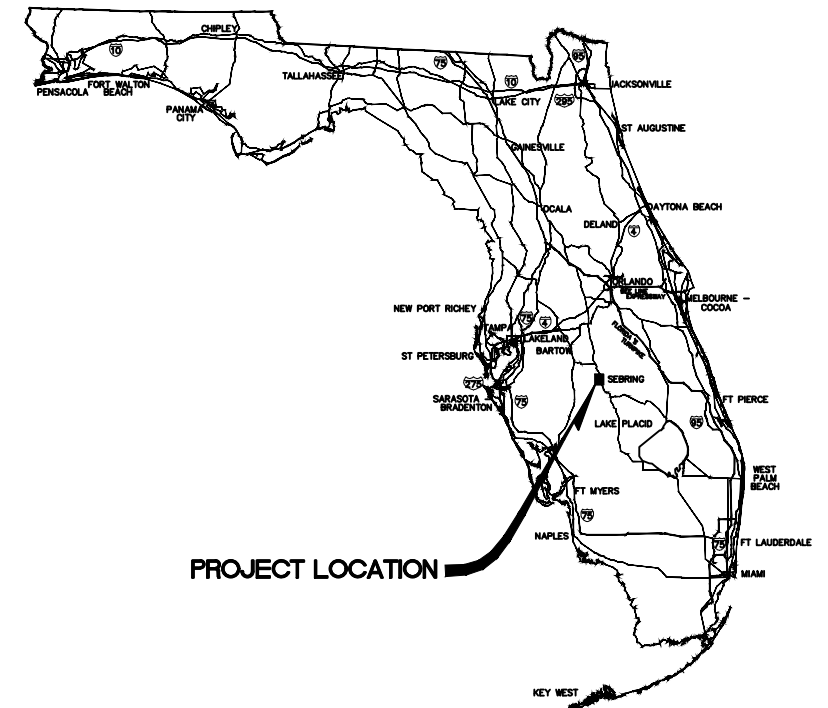
STATE LAW REQUIRES EXCAVATORS TO CALL 811 BEFORE DIGGING PER THE "UNDERGROUND FACILITY DAMAGE PREVENTION AND SAFETY ACT" CHAPTER 556, FLORIDA STATUTES. FAILURE TO CALL CAN RESULT IN FINES FROM \$250 TO \$5,000.



COUNTY ENGINEER
CLINTON HOWERTON, JR., P.E.

PROJECT MANAGER
KENYA A. ANDERSON

MAIN LINE RIGHT-OF-WAY WIDTH = 130'
MAIN LINE PROJECT LENGTH = 22,739.00 LF (4.31 MILES)



**END PROJECT
STA 250+77.00**

**BEGIN PROJECT
STA 23+38.00**

PROJECT LOCATION MAP

GOVERNING STANDARDS AND SPECIFICATIONS:

GOVERNING STANDARDS AND SPECIFICATIONS: FLORIDA DEPARTMENT OF TRANSPORTATION, FY 2019-2020 STANDARD PLANS AND REVISED INDEX DRAWINGS AS APPENDED HEREIN, AND JULY 2019 STANDARD SPECIFICATIONS FOR ROAD AND BRIDGE CONSTRUCTION, AS AMENDED BY CONTRACT DOCUMENTS.

For Standard Plans click on the "Standard Plans" link at the following website:
<http://www.fdot.gov/design/StandardPlans/2019/default.shtm#Bridges> For the Standard Specifications for Road and Bridge Construction click on the "Specifications" link at the following website: <http://www.fdot.gov/design/standardplans/current/default.shtm>

PLANS PREPARED BY HIGHLANDS COUNTY ENGINEERING DEPARTMENT

ATTENTION IS DIRECTED TO THE FACT THAT THESE PLANS MAY HAVE BEEN ALTERED IN SIZE BY REPRODUCTION. THIS MUST BE CONSIDERED WHEN OBTAINING SCALED DATA.

SEBRING PARKWAY PHASE III - FENCING HIGHLANDS COUNTY PROJECT NO. 09021			
TASK NO.	ITEM DESCRIPTION	QUANTITY	UNIT
1	MOBILIZATION	1	LS
2	BONDS & INSURANCE	1	LS
3	CONSTRUCTION SURVEYING & STAKING	1	LS
4	MAINTENANCE OF TRAFFIC	1	LS
5	PORTABLE CHANGEABLE MESSAGE SIGNS, TEMPORARY (TWO)	2	EA
6	CORNER POST ASSEMBLY	23	AS
7	END POST ASSEMBLY	57	AS
8	PULL POST ASSEMBLY	81	AS
9	TYPE "A" FENCING	36,148	LF
10	16' GALVANIZED FARM TYPE GATE	4	EA
11	12' (20 GAUGE) GALVANIZED FARM GATE (TO COMPRISE ONE 24' GATE)	2	EA

<table border="1" style="width: 100%; border-collapse: collapse;"> <thead> <tr> <th colspan="2">REVISIONS</th> </tr> <tr> <th>DATE</th> <th>DESCRIPTION</th> </tr> </thead> <tbody> <tr> <td> </td> <td> </td> </tr> <tr> <td> </td> <td> </td> </tr> </tbody> </table>	REVISIONS		DATE	DESCRIPTION					<p>STATUS</p> <p style="font-size: 2em; color: red; font-weight: bold;">FOR BIDDING</p>	<p>DESIGNED BY: CLINTON HOWERTON, P.E.</p> <p>DRAWN BY: STACEY MAHONEY</p> <p>CHECKED BY: CLINTON HOWERTON, P.E.</p> <p>IN CHARGE: CLINTON HOWERTON, P.E.</p> <p>DATE: 12/05/2019</p>	<p>HIGHLANDS COUNTY ENGINEERING DEPARTMENT</p> <p>505 S. COMMERCE AVENUE SEBRING, FLORIDA 33870</p> <p>APPROVED BY: CLINTON HOWERTON, JR., P.E. FLORIDA REGISTRATION NO.: 61021</p> <p>DATE: _____</p>		<p>PANTHER PARKWAY FENCING PLAN</p> <p>COVER SHEET</p>	<p>HORIZ. 1"=100' VERT. N/A</p> <p>PROJECT NO. 09021</p> <p>REV. 0</p> <p>SHEET 1 OF 48</p>
REVISIONS														
DATE	DESCRIPTION													

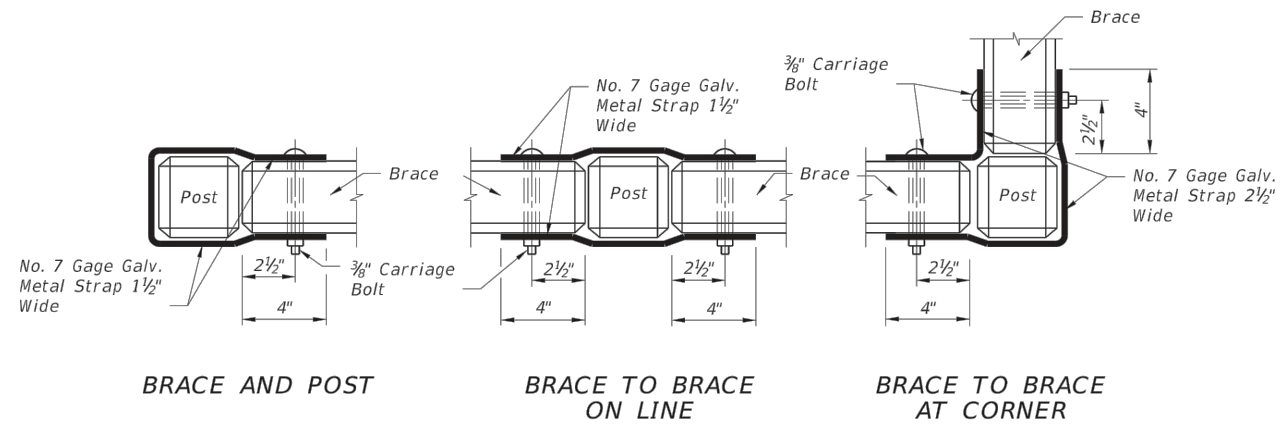
GENERAL NOTES

1. This fence to be provided generally in rural areas. For supplemental information see Specifications 550.
2. Fabric shall be woven wire, either galvanized steel, meeting the requirements of ASTM A116, No. 9 Grade 60, Design Number 1047-6-9, with Class 3 zinc coating; No. 12 1/2 Grade 175, Design Number 1047-6-12 1/2, with a 10 1/2 gage top and bottom wire and with Class 3 zinc coating; or aluminum coated steel, meeting the requirements of ASTM A584, No. 9 Farm, Design Number 1047-6-9, with a minimum coating weight of 0.40 oz./ft.². For additional information see payment note below.
3. Fence shall be installed with wire side to private property except on horizontal curves greater than 3° the fence shall be installed so as to pull against all posts.
4. Posts may be either timber, steel, recycled plastic or concrete. Unless a specific post material is called for in the plans, the Contractor may elect to use either a single material or a combination of timber, steel, recycled plastic or concrete materials, but must comply with the electrical grounding requirements in Specifications 550. Line posts of one material may be used with corner, pull and end post assemblies of a different material. Line posts of only one optional material and pull post assemblies of only one optional material will be permitted between corner and end post assemblies. Within individual corner and end post assemblies only one optional material will be permitted.
5. Timber posts shall meet the material requirements of Specification 954. Timber line posts are to be minimum 3.5-4" diameter. Timber corner, pull, approach and end posts are to be a minimum 6" diameter. Timber braces are to be minimum 4" diameter.
 - (A) Staples for line posts to be 1 1/4" minimum length; for approach, corner and pull posts 1 1/2" minimum length. At approach, corner and pull posts, staple every line wire. At line posts, staple every line wire in top half and alternate line wires in bottom half. Staples shall be driven diagonally across the line wire with the points in separate grains.
 - (B) Connections between timber posts and braces to be provided by dowels as shown in fastener details.
 - (C) Wire to be wrapped and tied, as shown in the splice details, at the following locations:
 - (a) All end posts, (b) Corner post, including the assemblies at vertical breaks of 15° or more and (c) Pull posts where the wire is not spliced and pulled through the assembly; see General Note 18.
6. Steel posts and braces shall be standard steel posts, galvanized at the rate of 2 oz./ft.², together with necessary hardware and wire clamps and meeting the following requirements:
 - (A) Line posts: 8' long; 1.33 lbs./ft.; roll formed studding; anchor plate attached, ASTM A702 (18 in.?).
 - (B) Approach posts: 2 1/2"x2 1/2"x1/4" angles, 8' long; fabricated for attaching brace; with necessary hardware, clamps, etc.
 - (C) Pull, end and corner posts: 2 1/2"x2 1/2"x1/4" angles, 8' long; fabricated for attaching brace; with necessary hardware, clamps, etc.
 - (D) Braces: 2"x2"x1/4" angles with necessary hardware and fabricated for attaching to post.
 - (E) The pull, corner, approach and end posts are to be set in concrete as per detail. (Also see General Note 15)
7. Recycled plastic posts shall meet the following material requirements: Line posts shall have a minimum section of 4" round or 4" square. Plastic posts shall not be used as corner, pull, end or approach posts unless such use is specifically detailed in the plans. The straightness of the post shall comply with Specification 954 for timber post. The flexural strength shall meet the requirements of the latest edition of the Southern Pine Inspection Bureau's Standard Grading Rules for Southern Pine Lumber for No. 2SR Stress Rated Grade Timber. Plastic posts can be set by either digging and tamped backfill or by driving into full depth preformed holes 1/4" to 1/2" smaller than cross section of post. Staples for fabric and barbed wire connection to plastic line posts shall be the same size, count and location as that for timber posts.
8. The Contractor, at his option, may use any suitable precast or prestressed concrete posts; however, approval by the Engineer, of posts not shown on this index, will be required prior to construction of the fence. Precast posts shall be Class I concrete. Prestressed posts shall be Class III concrete. Lengths of concrete post to be as indicated for timber posts.
9. Aluminum post, braces and accessory framing hardware shall not be used unless the plans specifically detail their application or the Engineer specifically approves their incorporation in fence construction or repair. Aluminum framed gates are permitted as described in General Note 19.
10. The woven wire shall be attached to steel and concrete posts by a minimum of five tie wires. The single wire ties shall be applied to the top, bottom and three intermittent line wires. The ends of each tie wire shall have a minimum of two tight turns around the line wire. Tie wires shall be steel wire not less than 0.120" diameter, zinc coating Class 3, soft temper, in accordance with ASTM A641.
11. Steel Barbed Wire can be either of the following types:
 - Type I: This type shall conform to the requirements of ASTM A121, with two strands of 12 1/2 gage wire; four-point barbs, wire size 14 gage, twisted around both line wires; and, Class 3 coating, Design No. 12-4-5-14R.
 - Type IIA: This type same as Type I except the two strand wires are twisted in alternating directions between consecutive barbs.
 - Type IIB: This type shall conform to the requirements of ASTM A121 with two strands of 15 1/2 gage high tensile wire; four-point barbs, wire size 16 1/2 gage twisted around both line wires; and Class 3 coating, Design No. 15-4-5-16R.
 Aluminum Barbed Wire shall be fabricated of two strands of 0.110-inch wire with 0.08-inch diameter four-point barbs spaced at approximately 5 1/2", and at a maximum spacing of 6". The wire for the strands and for the barbs shall be of ASTM B211M Alloy 5052-H38 or equal.
12. The woven wire shall be stretched only until one-half the tension curl has been pulled out of the line wires.
13. Posts to be set by driving or digging. If by digging, the posts shall be set at the center of the hole and the soil tamped securely on all sides.
14. Longer posts than those indicated above may be required by the plans or for deeper installations.
15. Concrete bases for angular steel posts (pull, corner, end and approach) shall be Class NS in accordance with Specification 347. Materials for Class NS concrete may be proportioned by volume and/or by weight.
16. Pull post assemblies shall be installed at approximately 330' centers except that this maximum interval may be reduced by the Engineer on curves where the radius is less than 3°.
17. Corner post assemblies are to be installed at all horizontal and vertical breaks in fence of 15° or more.
18. A maximum length of 1320' of wire may be installed as a unit. For pulls through a pull post assembly the fabric shall be spliced by crimping sleeves only. Pulls through a corner post assembly will not be permitted.
19. Unless otherwise called for in the plans gates shall be commercially available metal swing gates assembled and installed in accordance with the manufacturer's specifications as approved by the Engineer. Chain link swing gates in accordance with Index 550-002 may be substituted for metal swing gates as approved by the Engineer. Gate size is full opening width whether single leaf or double leaves. Payment for gates shall include the gate, single or double, all necessary hardware for installation and any additional length and/or size for posts at the opening. Gates shall be paid for under the contract unit price for Fence Gates, EA.
20. For construction purposes, assemblies are defined as follows: End post assemblies shall consist of: one end post, one approach post, two braces, four diagonal tension wires and all necessary fittings and hardware. Pull post assemblies shall consist of: one pull post, two braces, four diagonal tension wires and necessary fittings and hardware. Corner post assemblies shall consist of: one corner post, two approach posts, four braces, eight diagonal tension wires and all necessary fittings and hardware.
21. All posts, braces, tension wires, fabric, tie wires, Class NS concrete, and all miscellaneous fittings and hardware to be included in the cost for Fencing, LF. Fencing shall be inclusive of the lengths of pull, end and corner post assemblies, but exclusive of gate widths.

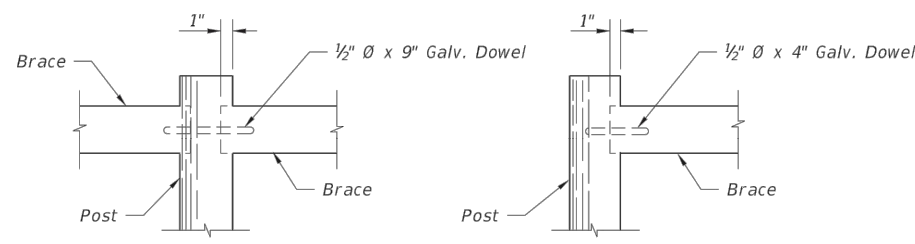
10/20/2018 1:56:31 PM

LAST REVISION 11/01/17	REVISION	DESCRIPTION:	FY 2019-20 STANDARD PLANS	FENCE TYPE A	INDEX 550-001	SHEET 1 of 3
---------------------------	----------	--------------	--------------------------------------	---------------------	-------------------------	------------------------

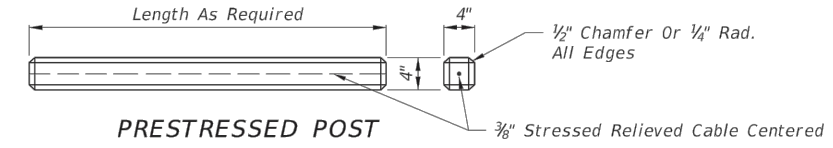
<table border="1" style="width: 100%; border-collapse: collapse;"> <thead> <tr> <th colspan="2">REVISIONS</th> <th rowspan="2">STATUS</th> <th rowspan="2">DESIGNED BY: CLINTON HOWERTON, P.E.</th> <th rowspan="2">DRAWN BY: STACEY MAHONEY</th> <th rowspan="2">CHECKED BY: CLINTON HOWERTON, P.E.</th> <th rowspan="2">IN CHARGE: CLINTON HOWERTON, P.E.</th> <th rowspan="2">DATE: 12/05/2019</th> </tr> <tr> <th>DATE</th> <th>BY</th> <th>DESCRIPTION</th> </tr> </thead> <tbody> <tr> <td> </td> <td> </td> <td> </td> <td> </td> <td> </td> <td> </td> <td> </td> <td> </td> </tr> </tbody> </table>	REVISIONS		STATUS	DESIGNED BY: CLINTON HOWERTON, P.E.	DRAWN BY: STACEY MAHONEY	CHECKED BY: CLINTON HOWERTON, P.E.	IN CHARGE: CLINTON HOWERTON, P.E.	DATE: 12/05/2019	DATE	BY	DESCRIPTION									<div style="font-size: 2em; color: red; font-weight: bold; margin-bottom: 10px;">FOR BIDDING</div> <div style="font-size: 1.2em; font-weight: bold;"> HIGHLANDS COUNTY ENGINEERING DEPARTMENT 505 S. COMMERCE AVENUE SEBRING, FLORIDA 33870 </div>		<div style="font-size: 1.2em; font-weight: bold; margin-bottom: 10px;">PANTHER PARKWAY FENCING PLAN</div> <div style="font-size: 1.2em; font-weight: bold;">PLAN VIEW</div>	<table border="1" style="width: 100%; border-collapse: collapse;"> <tr> <td>HORIZ. 1"=100'</td> <td>VERT. N/A</td> </tr> <tr> <td>PROJECT NO. 09021</td> <td>REV. 0</td> </tr> </table>	HORIZ. 1"=100'	VERT. N/A	PROJECT NO. 09021	REV. 0
REVISIONS		STATUS							DESIGNED BY: CLINTON HOWERTON, P.E.	DRAWN BY: STACEY MAHONEY	CHECKED BY: CLINTON HOWERTON, P.E.	IN CHARGE: CLINTON HOWERTON, P.E.	DATE: 12/05/2019														
DATE	BY		DESCRIPTION																								
HORIZ. 1"=100'	VERT. N/A																										
PROJECT NO. 09021	REV. 0																										



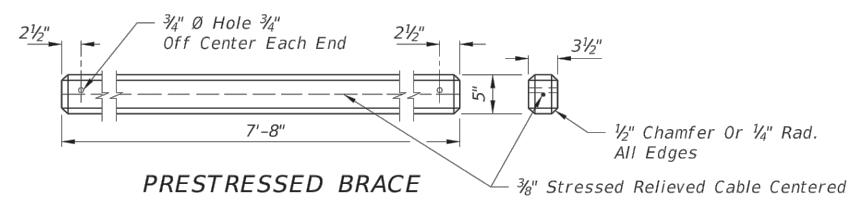
FASTENER FOR CONCRETE POST AND BRACES



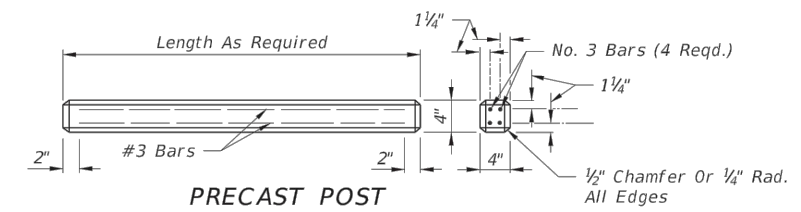
FASTENER FOR TIMBER POST AND BRACE



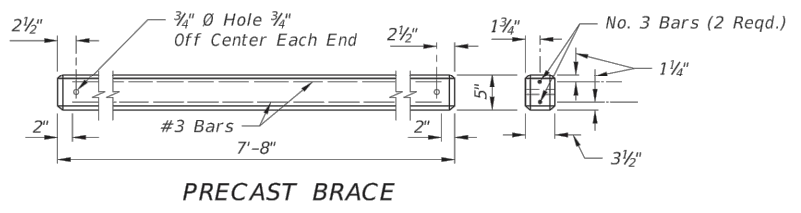
PRESTRESSED POST



PRESTRESSED BRACE

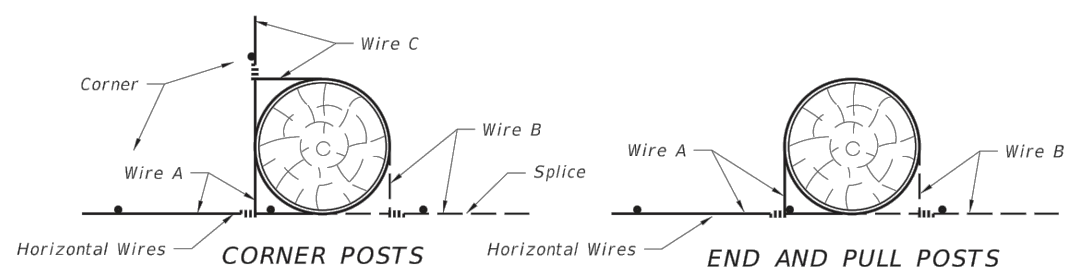


PRECAST POST



PRECAST BRACE

ALTERNATE CONCRETE POSTS AND BRACES




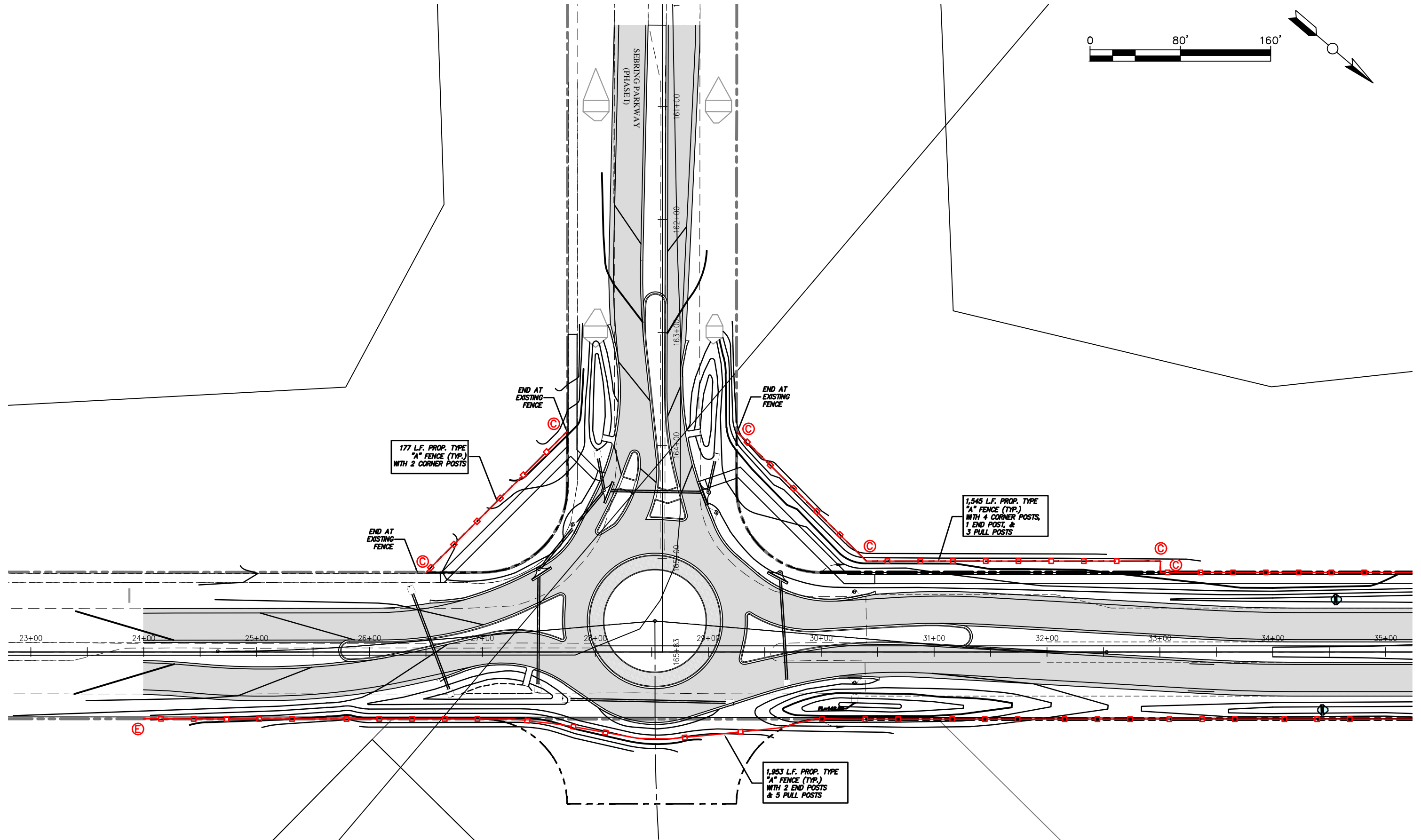
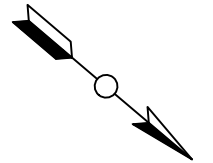
Each horizontal wire to be wrapped around corner, end and pull posts and tied to same wire. See General Notes 5 and 17. Timber post illustrated. These methods also apply to steel and concrete post illustrations.

SPLICES

10/30/2018 1:56:42 PM

LAST REVISION 11/01/17	DESCRIPTION:	FDOT	FY 2019-20 STANDARD PLANS	FENCE TYPE A	INDEX 550-001	SHEET 3 of 3
---------------------------	--------------	------	------------------------------	--------------	------------------	-----------------

<table border="1"> <thead> <tr> <th>DATE</th> <th>BY</th> <th>DESCRIPTION</th> </tr> </thead> <tbody> <tr><td> </td><td> </td><td> </td></tr> <tr><td> </td><td> </td><td> </td></tr> <tr><td> </td><td> </td><td> </td></tr> </tbody> </table>		DATE	BY	DESCRIPTION										<table border="1"> <thead> <tr> <th>REVISIONS</th> <th>STATUS</th> </tr> </thead> <tbody> <tr> <td> </td> <td>FOR BIDDING</td> </tr> </tbody> </table>	REVISIONS	STATUS		FOR BIDDING	<table border="1"> <tr> <td>DESIGNED BY: CLINTON HOWERTON, P.E.</td> <td rowspan="4"> HIGHLANDS COUNTY ENGINEERING DEPARTMENT 505 S. COMMERCE AVENUE SEBRING, FLORIDA 33870 </td> </tr> <tr> <td>DRAWN BY: STACEY MAHONEY</td> </tr> <tr> <td>CHECKED BY: CLINTON HOWERTON, P.E.</td> </tr> <tr> <td>IN CHARGE: CLINTON HOWERTON, P.E.</td> </tr> <tr> <td>DATE: 12/05/2019</td> <td>APPROVED BY: CLINTON HOWERTON, JR., P.E. FLORIDA REGISTRATION NO.: 61021</td> </tr> </table>	DESIGNED BY: CLINTON HOWERTON, P.E.	HIGHLANDS COUNTY ENGINEERING DEPARTMENT 505 S. COMMERCE AVENUE SEBRING, FLORIDA 33870	DRAWN BY: STACEY MAHONEY	CHECKED BY: CLINTON HOWERTON, P.E.	IN CHARGE: CLINTON HOWERTON, P.E.	DATE: 12/05/2019	APPROVED BY: CLINTON HOWERTON, JR., P.E. FLORIDA REGISTRATION NO.: 61021		<table border="1"> <tr> <td colspan="2"> PANTHER PARKWAY FENCING PLAN PLAN VIEW </td> </tr> </table>	PANTHER PARKWAY FENCING PLAN PLAN VIEW		<table border="1"> <tr> <td>HORIZ. 1"=100'</td> <td>VERT. N/A</td> </tr> <tr> <td>PROJECT NO. 09021</td> <td>REV. 0</td> </tr> <tr> <td colspan="2">SHEET 4 OF 48</td> </tr> </table>	HORIZ. 1"=100'	VERT. N/A	PROJECT NO. 09021	REV. 0	SHEET 4 OF 48	
DATE	BY	DESCRIPTION																																			
REVISIONS	STATUS																																				
	FOR BIDDING																																				
DESIGNED BY: CLINTON HOWERTON, P.E.	HIGHLANDS COUNTY ENGINEERING DEPARTMENT 505 S. COMMERCE AVENUE SEBRING, FLORIDA 33870																																				
DRAWN BY: STACEY MAHONEY																																					
CHECKED BY: CLINTON HOWERTON, P.E.																																					
IN CHARGE: CLINTON HOWERTON, P.E.																																					
DATE: 12/05/2019	APPROVED BY: CLINTON HOWERTON, JR., P.E. FLORIDA REGISTRATION NO.: 61021																																				
PANTHER PARKWAY FENCING PLAN PLAN VIEW																																					
HORIZ. 1"=100'	VERT. N/A																																				
PROJECT NO. 09021	REV. 0																																				
SHEET 4 OF 48																																					



REVISIONS		
DATE	BY	DESCRIPTION

STATUS

FOR
BIDDING

DESIGNED BY:
CLINTON HOWERTON, P.E.

DRAWN BY:
STACEY MAHONEY

CHECKED BY:
CLINTON HOWERTON, P.E.

IN CHARGE:
CLINTON HOWERTON, P.E.

DATE:
12/05/2019

**HIGHLANDS COUNTY
ENGINEERING DEPARTMENT**
505 S. COMMERCE AVENUE
SEBRING, FLORIDA 33870

APPROVED BY: CLINTON HOWERTON, JR., P.E.
FLORIDA REGISTRATION NO.: 61021

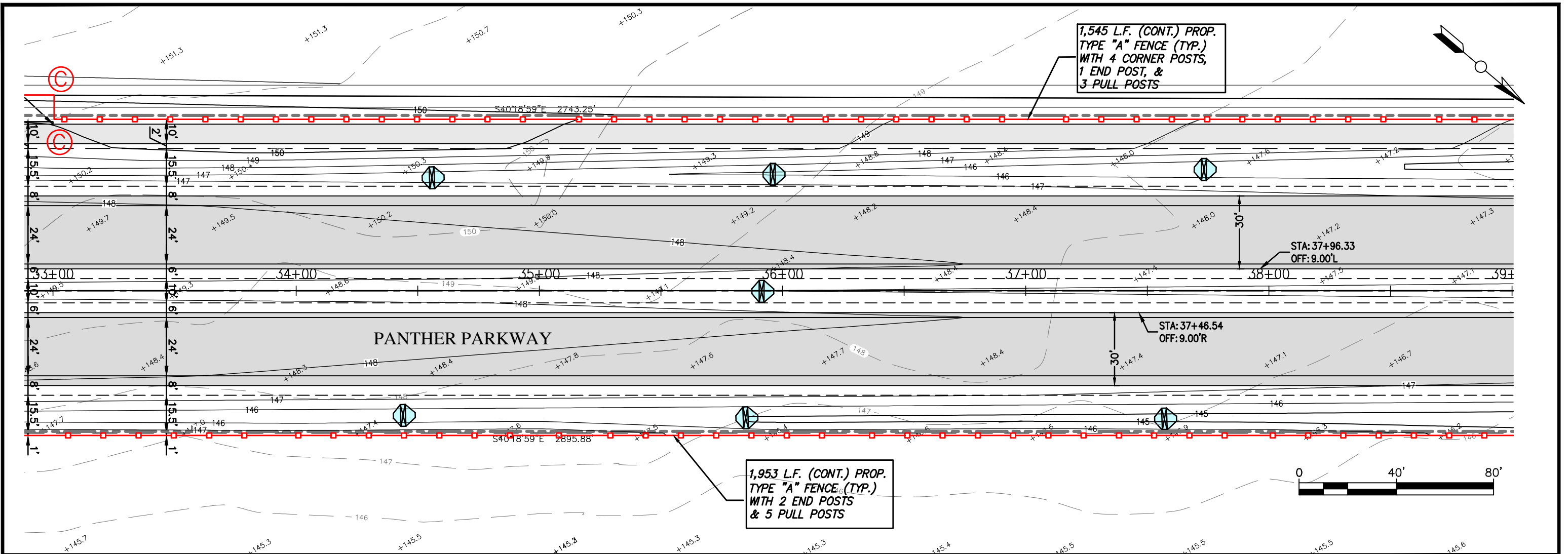
DATE: _____




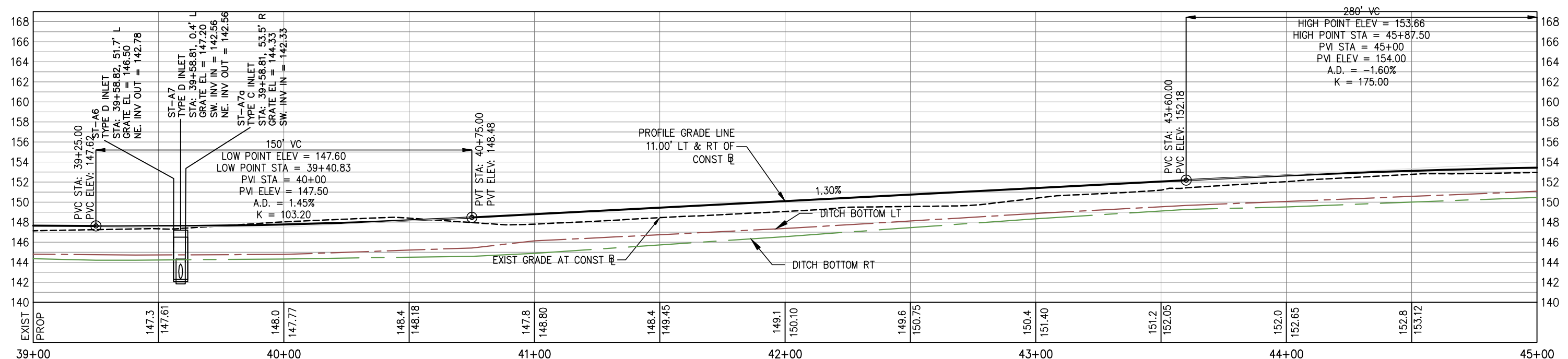
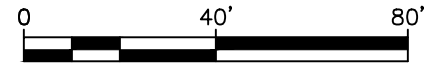
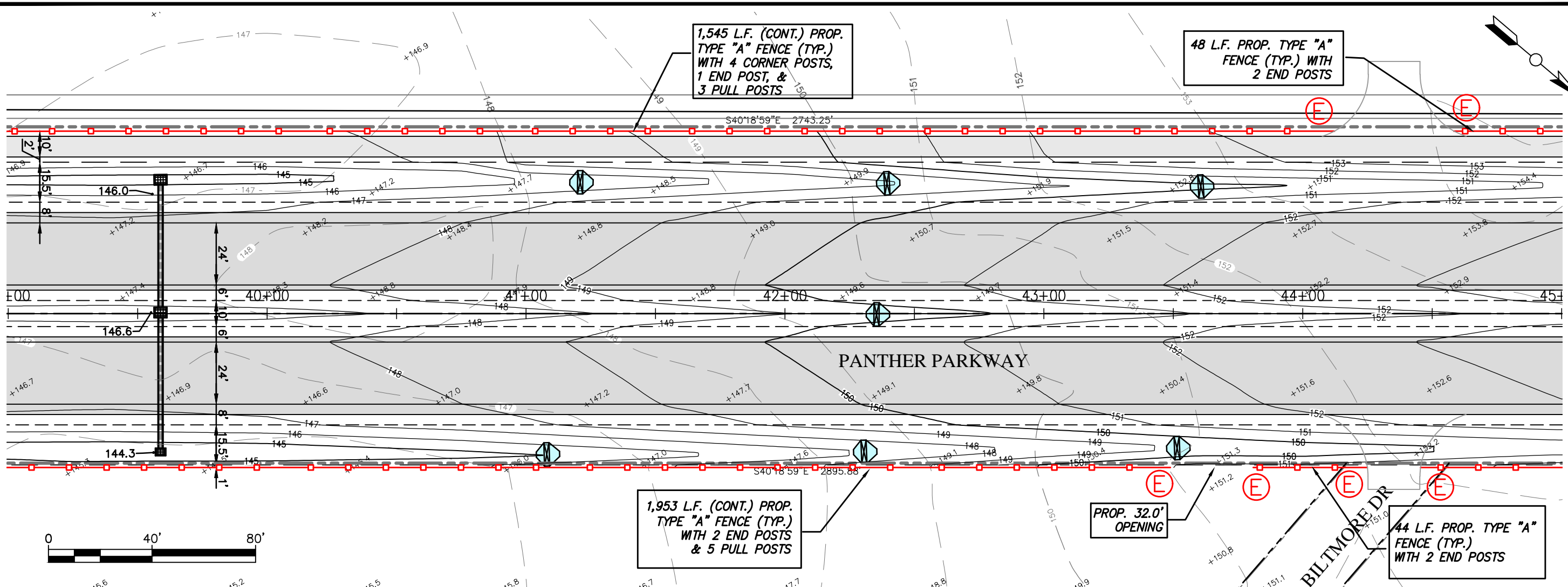
**PANTHER PARKWAY
FENCING PLAN**

PLAN VIEW

HORIZ. 1"=100'	
VERT. N/A	
PROJECT NO. 09021	REV. 0
SHEET 5 OF 48	



REVISIONS			STATUS		DESIGNED BY:		HIGHLANDS COUNTY ENGINEERING DEPARTMENT 505 S. COMMERCE AVENUE SEBRING, FLORIDA 33870			HORIZ. 1"=100' VERT. N/A			
DATE	BY	DESCRIPTION	FOR BIDDING		DRAWN BY:			PANTHOR PARKWAY FENCING PLAN PLAN VIEW		PROJECT NO.	REV.		
					CHECKED BY:					APPROVED BY:		09021	0
					IN CHARGE:					DATE:			
							DATE:						
<small>©\PROJECTS\Sebring Parkway Phase III\Fence Bid\RA&B Draft Docs\Fence Bid_Plan and Profile Sheets_FOR BIDDING.dwg, 6 PLAN, Mahoney, Stacey Colors As Black Except Gray Colors.ctb</small>					CLINTON HOWERTON, P.E. STACEY MAHONEY CLINTON HOWERTON, P.E. CLINTON HOWERTON, P.E.		CLINTON HOWERTON, JR., P.E. FLORIDA REGISTRATION NO.: 61021		SHEET 6 OF 48				



REVISIONS		STATUS
DATE	DESCRIPTION	
		FOR BIDDING

DESIGNED BY:
CLINTON HOWERTON, P.E.

DRAWN BY:
STACEY MAHONEY

CHECKED BY:
CLINTON HOWERTON, P.E.


IN CHARGE:
CLINTON HOWERTON, P.E.

DATE:
12/05/2019

**HIGHLANDS COUNTY
ENGINEERING DEPARTMENT**
505 S. COMMERCE AVENUE
SEBRING, FLORIDA 33870

APPROVED BY: CLINTON HOWERTON, JR., P.E.
FLORIDA REGISTRATION NO.: 61021

DATE: _____

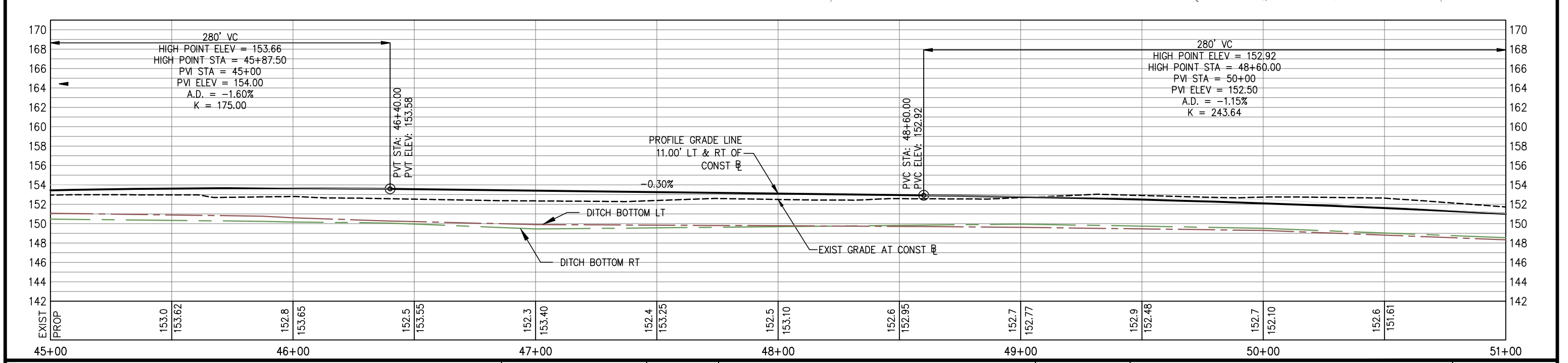
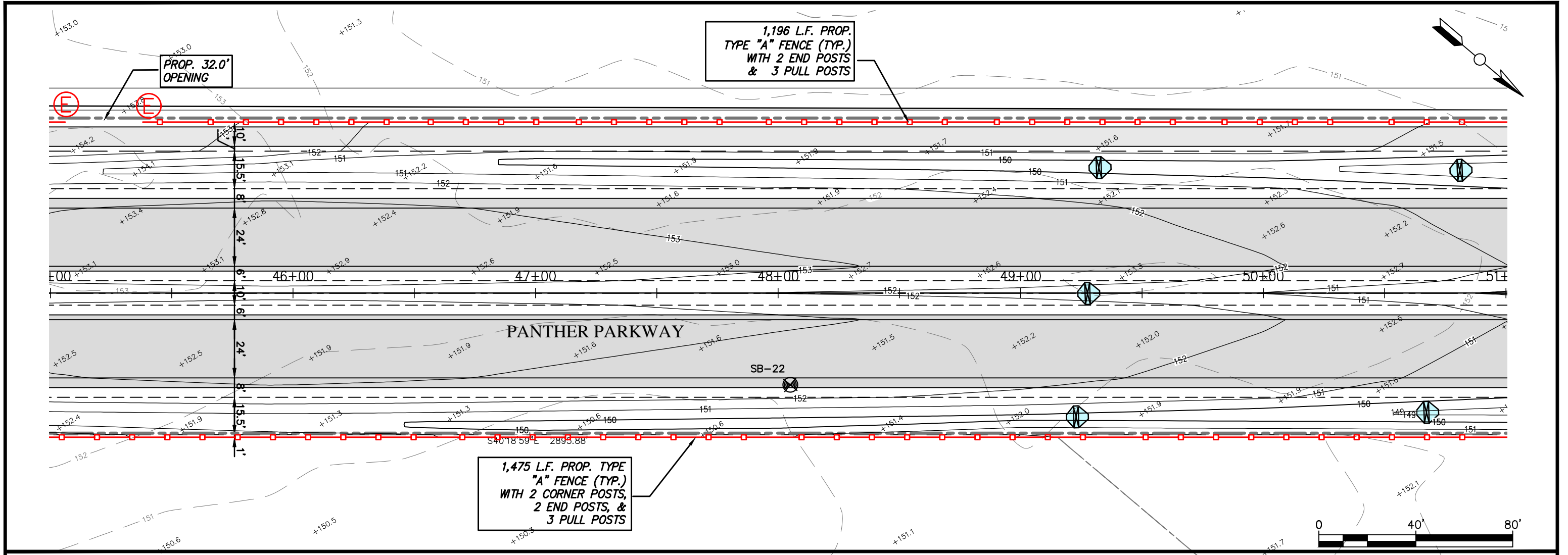


**PANTHER PARKWAY
FENCING PLAN**

PLAN VIEW

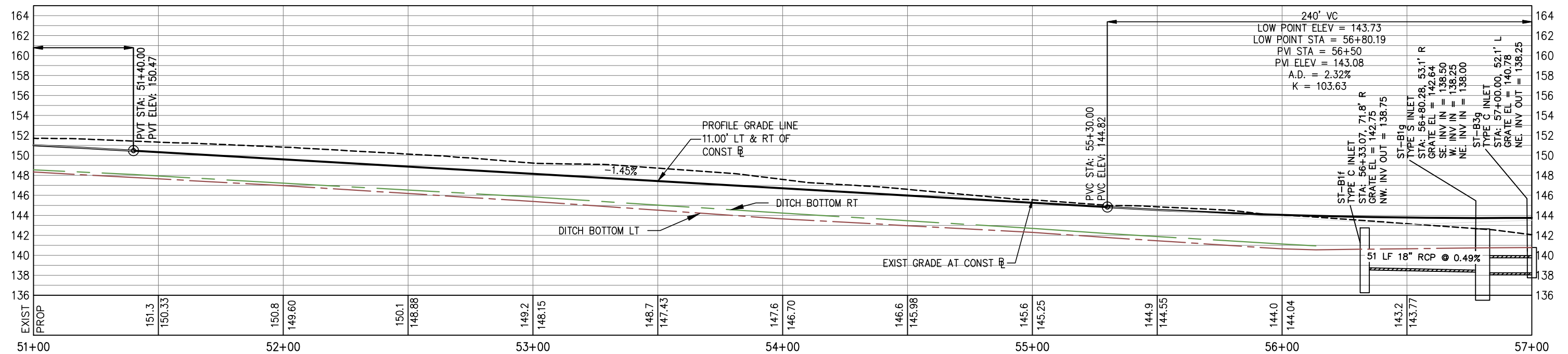
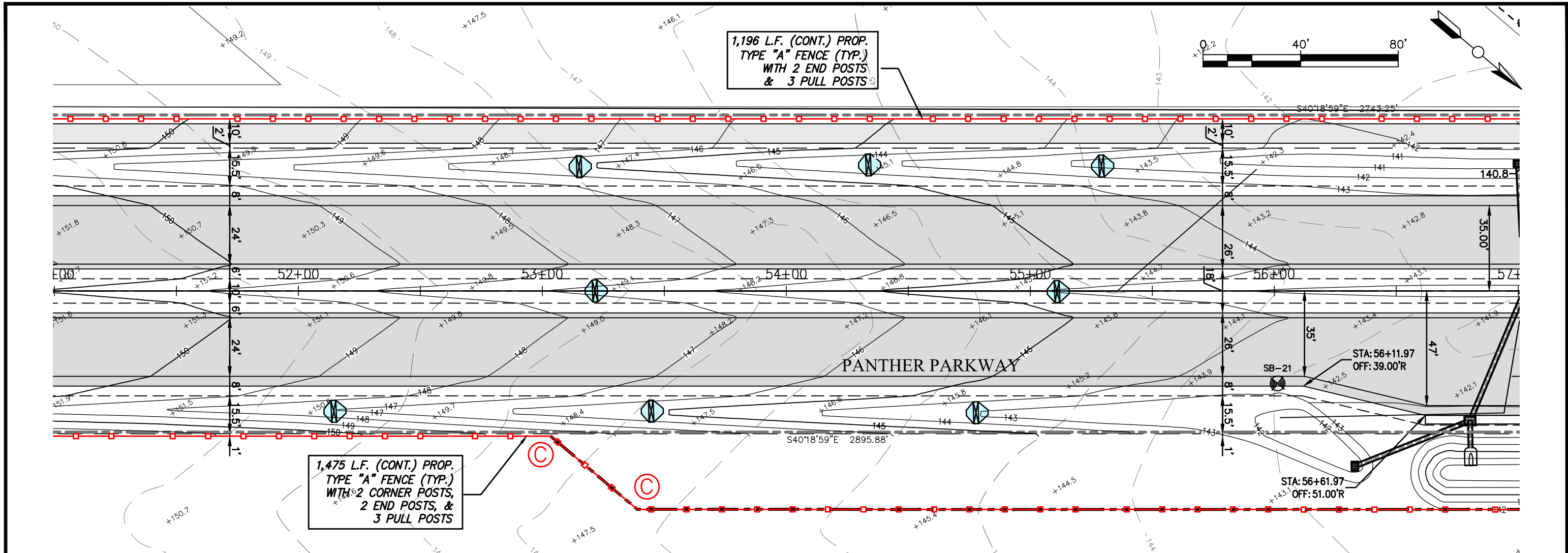
HORIZ. 1"=100'	
VERT. N/A	
PROJECT NO. 09021	REV. 0
SHEET 7 OF 48	


G:\PROJECTS\Sebring Parkway Phase III\Fence Bid\R&B Draft Docs\Fence Bid_Plan and Profile Sheets_FOR BIDDING.dwg, 7 PLAN, Mahoney, Stacey Colors As Black Except Gray Colors.ctb

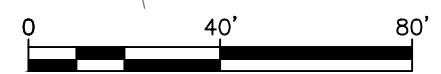
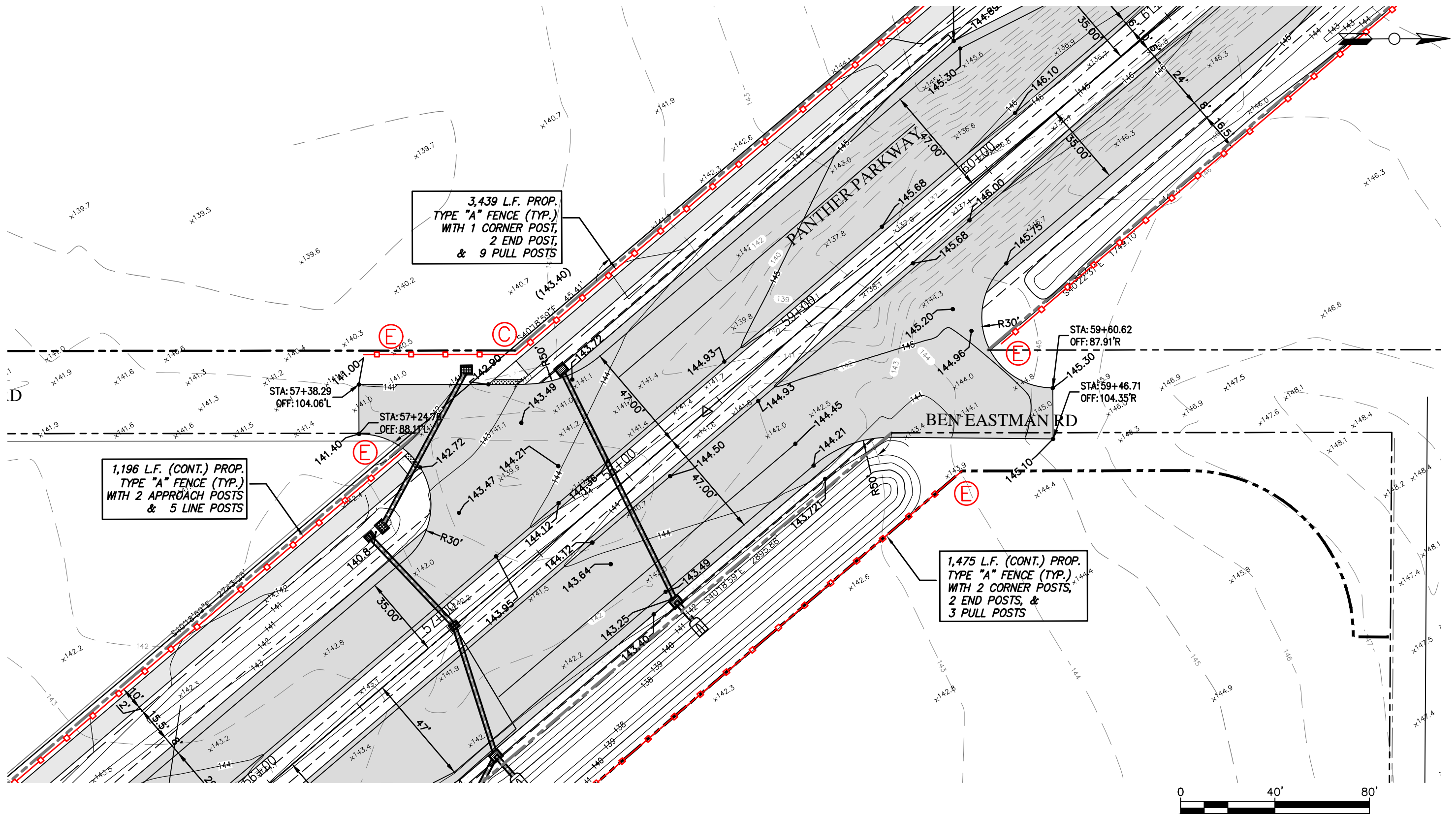


<table border="1" style="width:100%; border-collapse: collapse;"> <tr> <th style="width: 10%;">DATE</th> <th style="width: 10%;">BY</th> <th style="width: 80%;">REVISIONS</th> </tr> <tr> <td> </td> <td> </td> <td> </td> </tr> <tr> <td> </td> <td> </td> <td> </td> </tr> <tr> <td> </td> <td> </td> <td> </td> </tr> </table>		DATE	BY	REVISIONS										<p>STATUS</p> <p style="font-size: 24pt; color: red; font-weight: bold;">FOR BIDDING</p>	DESIGNED BY: CLINTON HOWERTON, P.E. DRAWN BY: STACEY MAHONEY CHECKED BY: CLINTON HOWERTON, P.E. IN CHARGE: CLINTON HOWERTON, P.E. DATE: 12/05/2019	<p>HIGHLANDS COUNTY</p> <p>ENGINEERING DEPARTMENT</p> <p>505 S. COMMERCE AVENUE SEBRING, FLORIDA 33870</p>		<p>PANTHER PARKWAY</p> <p>FENCING PLAN</p> <p>PLAN VIEW</p>	HORIZ. 1"=100' VERT. N/A PROJECT NO. 09021 REV. 0 SHEET 8 OF 48
DATE	BY	REVISIONS																	
APPROVED BY: CLINTON HOWERTON, JR., P.E. DATE:		FLORIDA REGISTRATION NO.: 61021																	

G:\PROJECTS\Sebring Parkway Phase III\Fence Bid\Draw Draft Docs\Fence Bid_Plan and Profile Sheets_FOR BIDDING.dwg, 8 PLAN, Mahoney, Stacey Colors As Black Except Gray Colors.ctb



REVISIONS			STATUS		DESIGNED BY: CLINTON HOWERTON, P.E. DRAWN BY: STACEY MAHONEY CHECKED BY: CLINTON HOWERTON, P.E. IN CHARGE: CLINTON HOWERTON, P.E. DATE: 12/05/2019	HIGHLANDS COUNTY ENGINEERING DEPARTMENT 505 S. COMMERCE AVENUE SEBRING, FLORIDA 33870		PANTHER PARKWAY FENCING PLAN		HORIZ. 1"=100' VERT. N/A PROJECT NO. 09021 REV. 0 SHEET 9 OF 48
DATE	BY	DESCRIPTION	FOR BIDDING					PLAN VIEW		
APPROVED BY: CLINTON HOWERTON, JR., P.E. FLORIDA REGISTRATION NO.: 61021					DATE:					



REVISIONS		
DATE	BY	DESCRIPTION

STATUS


FOR BIDDING

DESIGNED BY: CLINTON HOWERTON, P.E.
 DRAWN BY: STACEY MAHONEY
 CHECKED BY: CLINTON HOWERTON, P.E.
 IN CHARGE: CLINTON HOWERTON, P.E.
 DATE: 12/05/2019

HIGHLANDS COUNTY ENGINEERING DEPARTMENT
 505 S. COMMERCE AVENUE
 SEBRING, FLORIDA 33870

APPROVED BY: CLINTON HOWERTON, JR., P.E.
 FLORIDA REGISTRATION NO.: 61021

DATE: _____



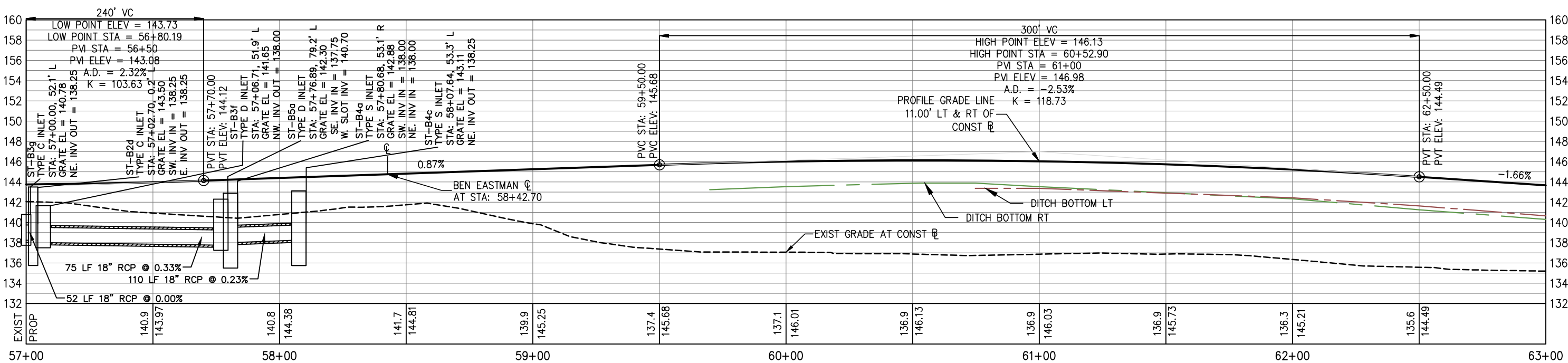
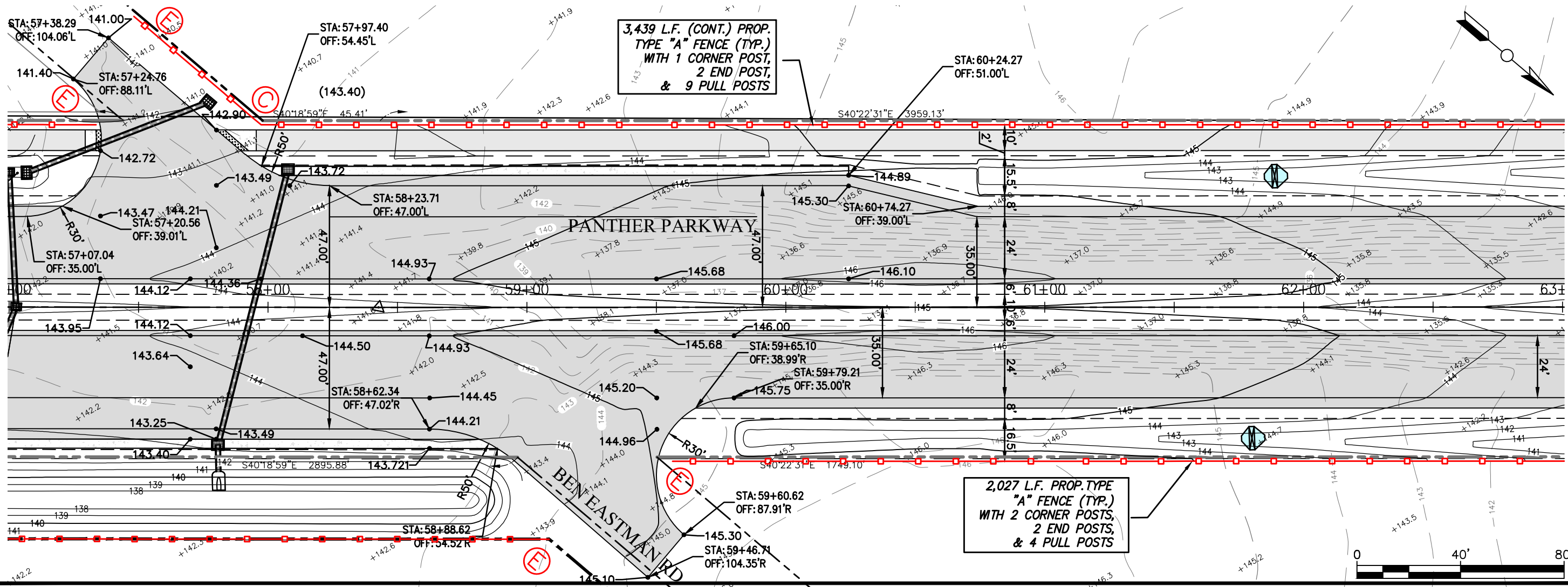
PANTHER PARKWAY FENCING PLAN


PLAN VIEW

HORIZ. 1"=100'
 VERT. N/A

PROJECT NO. 09021
 REV. 0

SHEET 10 OF 48

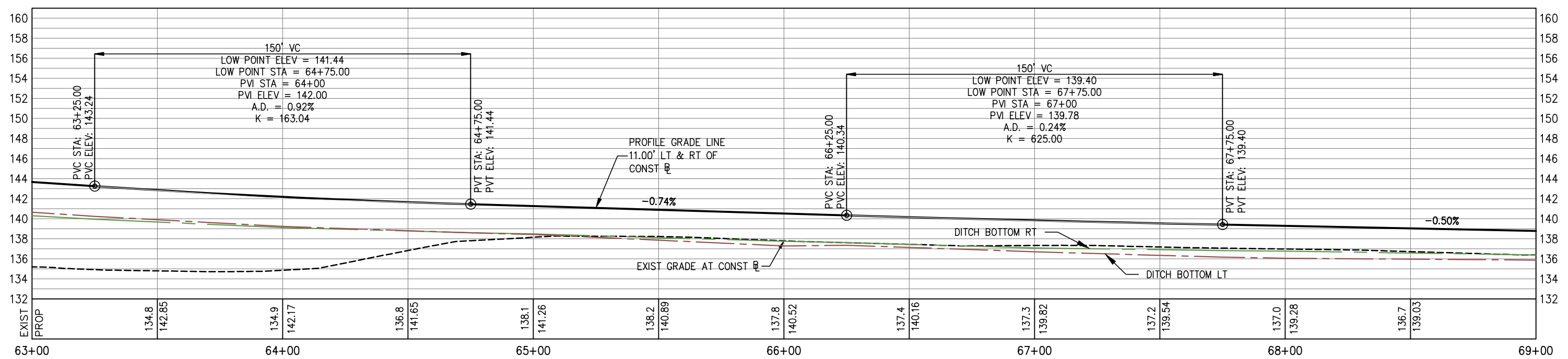
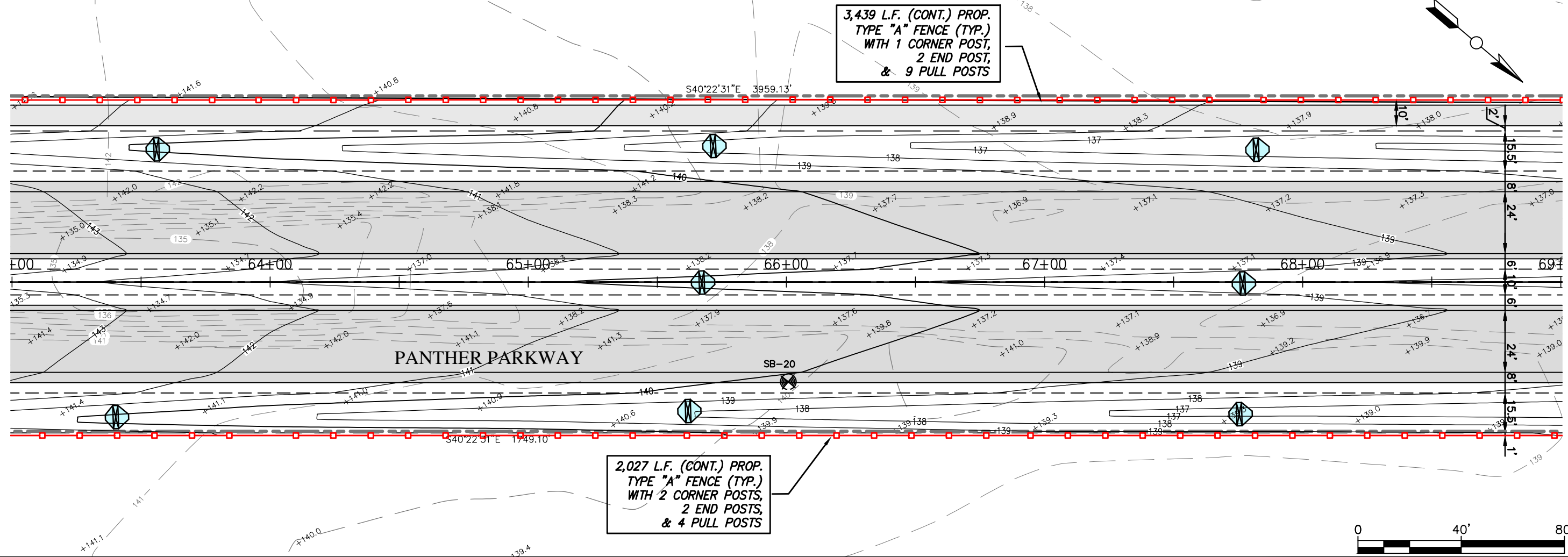


REVISIONS		STATUS		DESIGNED BY: CLINTON HOWERTON, P.E.	DRAWN BY: STACEY MAHONEY	CHECKED BY: CLINTON HOWERTON, P.E.	IN CHARGE: CLINTON HOWERTON, P.E.	DATE: 12/05/2019	APPROVED BY: CLINTON HOWERTON, JR., P.E.	DATE:	FLORIDA REGISTRATION NO.: 61021		HIGHLANDS COUNTY ENGINEERING DEPARTMENT 505 S. COMMERCE AVENUE SEBRING, FLORIDA 33870	PANTHER PARKWAY FENCING PLAN PLAN VIEW		HORIZ. 1"=100'	VERT. N/A
DATE	BY	DESCRIPTION	STATUS											PROJECT NO. 09021	REV. 0		

FOR BIDDING

SHEET 11 OF 48

G:\PROJECTS\Sebring Parkway Phase III\Fence Bid\R&B Draft Docs\Fence Bid_Plan and Profile Sheets_FOR BIDDING.dwg, 11 PLAN, Mahoney, Stacey Colors As Block Except Gray Colors.ctb



REVISIONS		
DATE	BY	DESCRIPTION


FOR
BIDDING

DESIGNED BY:
CLINTON HOWERTON, P.E.
DRAWN BY:
STACEY MAHONEY
CHECKED BY:
CLINTON HOWERTON, P.E.
IN CHARGE:
CLINTON HOWERTON, P.E.
DATE:
12/05/2019

**HIGHLANDS COUNTY
ENGINEERING DEPARTMENT**
505 S. COMMERCE AVENUE
SEBRING, FLORIDA 33870

APPROVED BY: CLINTON HOWERTON, JR., P.E.
FLORIDA REGISTRATION NO.: 61021

DATE: _____

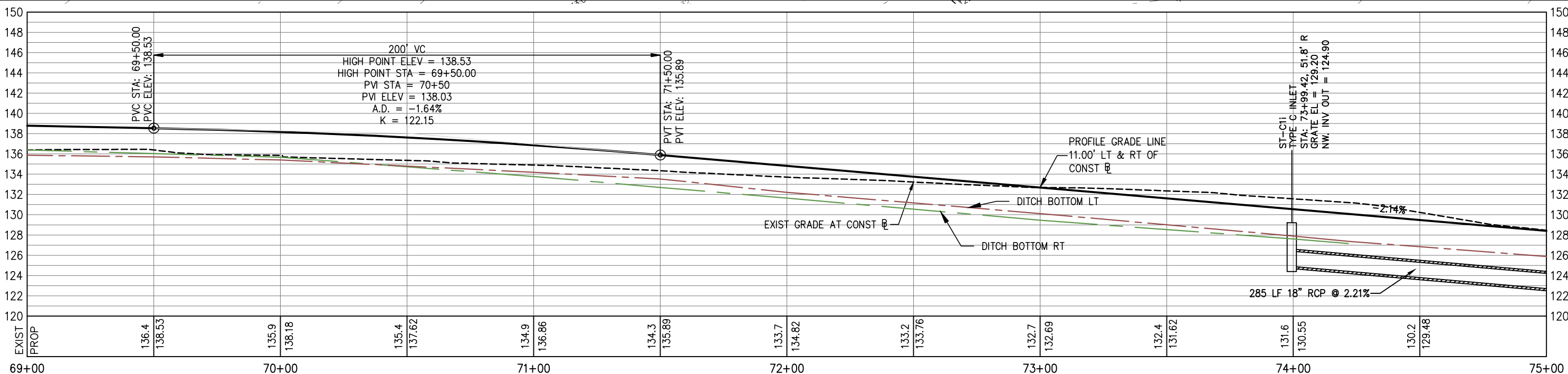
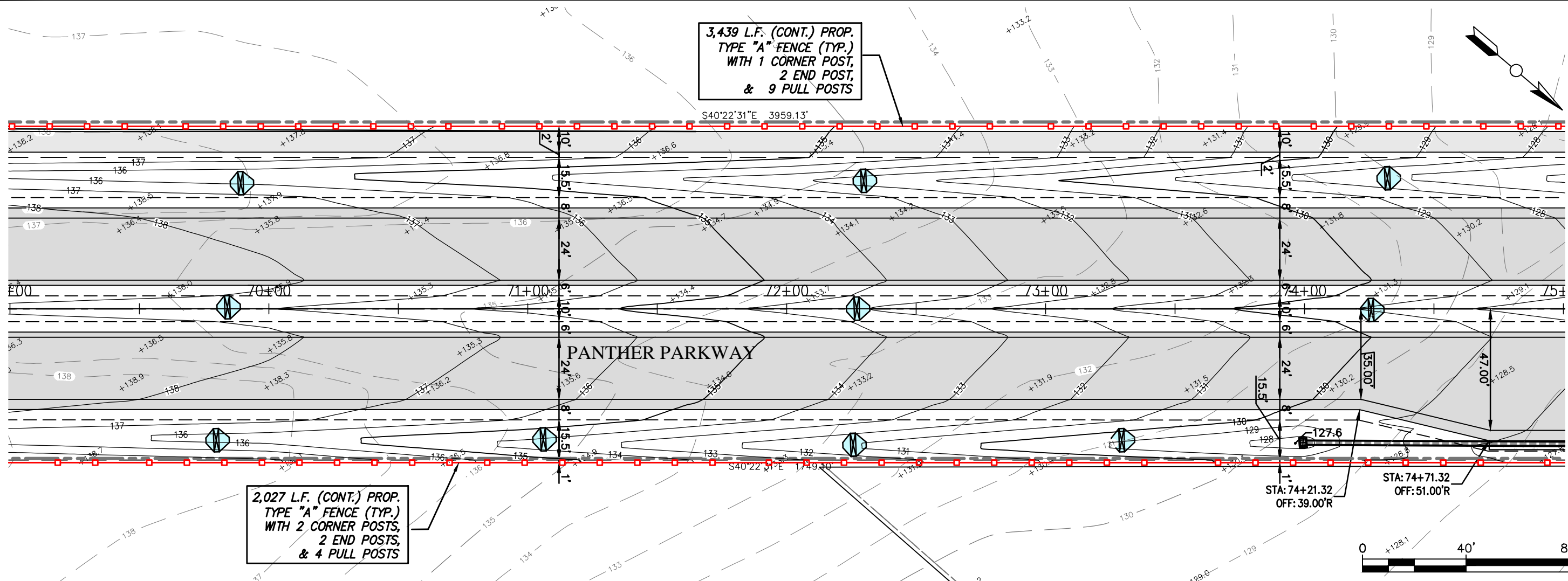


**PANTHER PARKWAY
FENCING PLAN**

PLAN VIEW

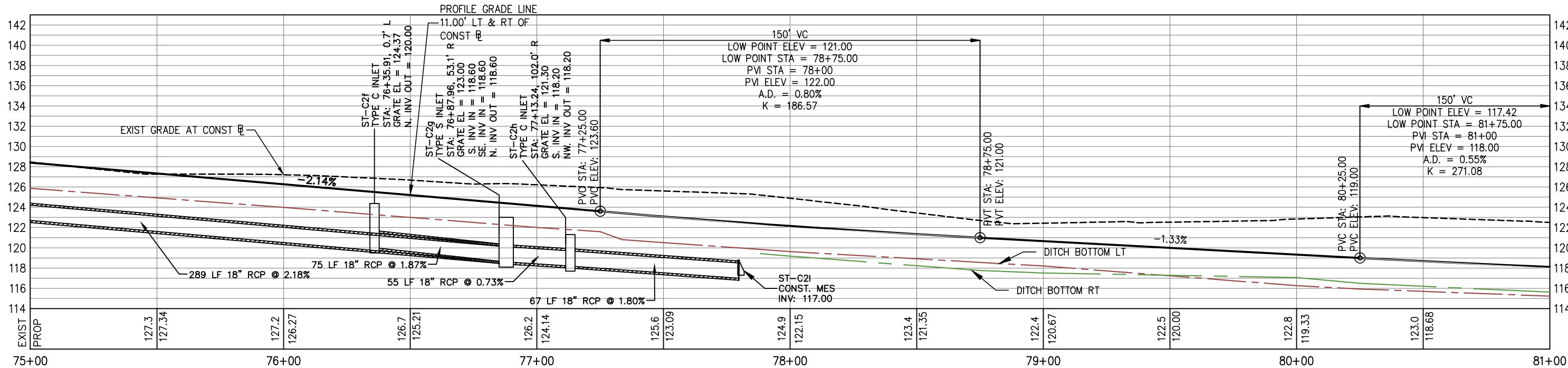
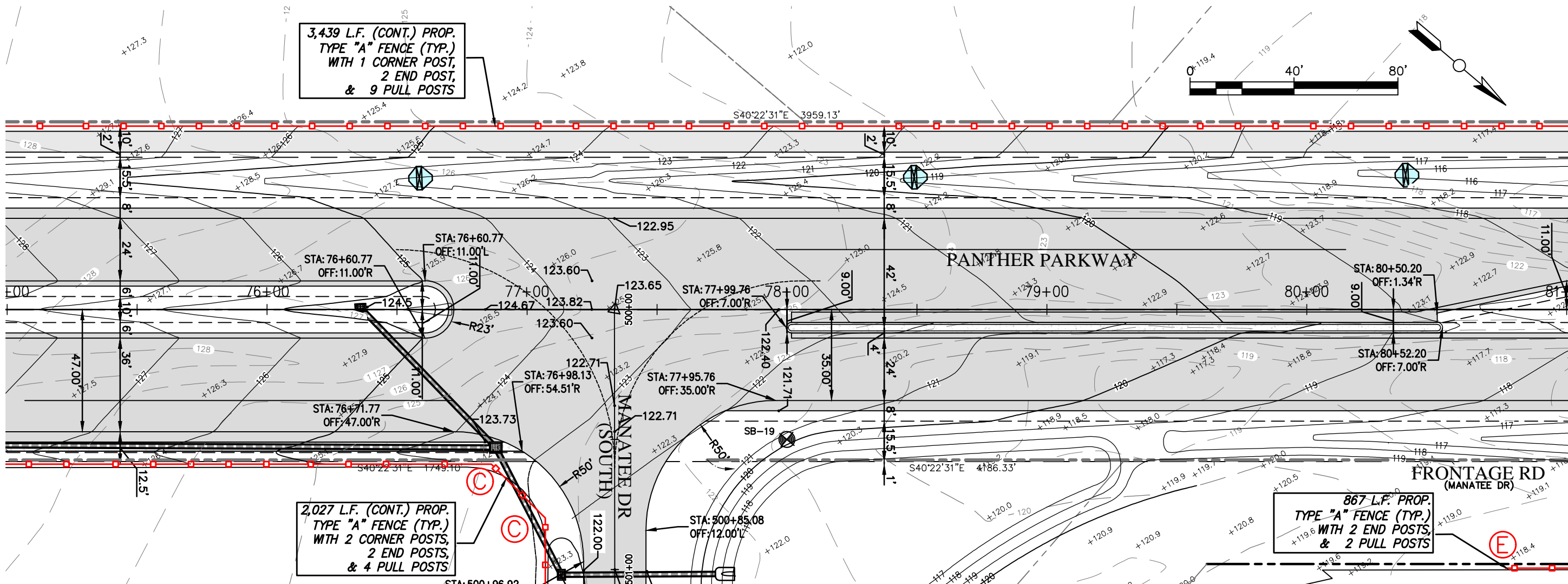
HORIZ. 1"=100'	
VERT. N/A	
PROJECT NO. 09021	REV. 0
SHEET 12 OF 48	

G:\PROJECTS\Sebring Parkway Phase III\Fence Bid\RA8 Draft Docs\Fence Bid_Plan and Profile Sheets_FOR BIDDING.dwg, 12 PLAN, Mahoney, Stacey Colors As Black Except Gray Colors.ctb

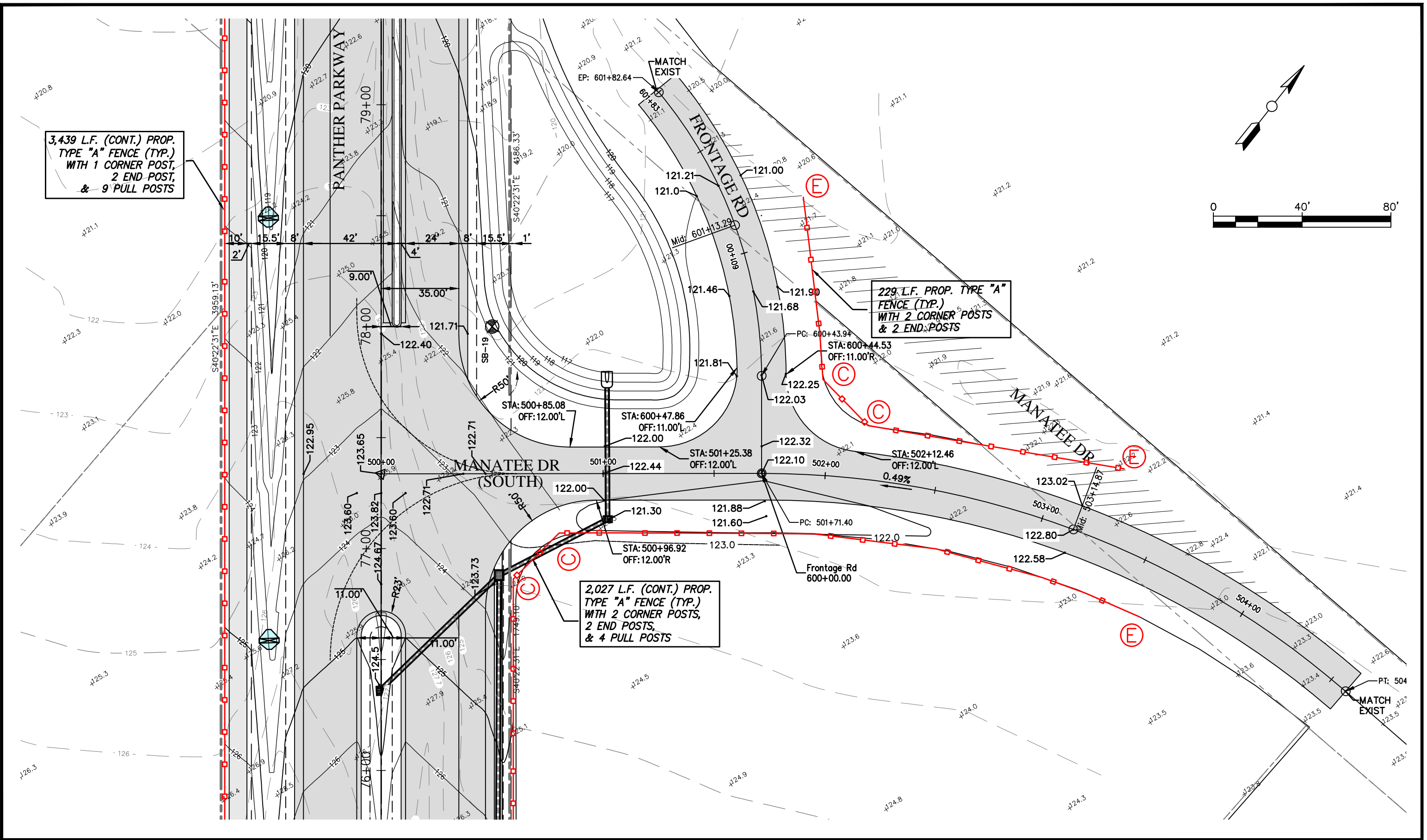


REVISIONS			STATUS		DESIGNED BY: CLINTON HOWERTON, P.E.		HIGHLANDS COUNTY ENGINEERING DEPARTMENT 505 S. COMMERCE AVENUE SEBRING, FLORIDA 33870		PANTHER PARKWAY FENCING PLAN		HORIZ. 1"=100' VERT. N/A	
DATE	BY	DESCRIPTION	FOR BIDDING		CHECKED BY: STACEY MAHONEY						PROJECT NO. 09021	
					FOR BIDDING		IN CHARGE: CLINTON HOWERTON, P.E.		APPROVED BY: CLINTON HOWERTON, JR., P.E. FLORIDA REGISTRATION NO.: 61021		PLAN VIEW	
			DATE: 12/05/2019				DATE:					

©\PROJECTS\Sebring Parkway Phase III\Fence BID\R&B Draft Docs\Fence Bid_Plan and Profile Sheets_FOR BIDDING.dwg, 13 PLAN, Mahoney, Stacey Colors As Black Except Gray Colors.ctb



REVISIONS			STATUS	DESIGNED BY: CLINTON HOWERTON, P.E.	DRAWN BY: STACEY MAHONEY	CHECKED BY: CLINTON HOWERTON, P.E.	IN CHARGE: CLINTON HOWERTON, P.E.	DATE: 12/05/2019	APPROVED BY: CLINTON HOWERTON, JR., P.E.	DATE:	FLORIDA REGISTRATION NO.: 61021		HIGHLANDS COUNTY ENGINEERING DEPARTMENT 505 S. COMMERCE AVENUE SEBRING, FLORIDA 33870		PANTHER PARKWAY FENCING PLAN PLAN VIEW		HORIZ. 1"=100' VERT. N/A	
DATE	BY	DESCRIPTION											<div style="text-align: center; color: red; font-weight: bold; font-size: 1.2em;">FOR BIDDING</div>	PROJECT NO. 09021	REV. 0	SHEET 14 OF 48		




REVISIONS		
DATE	BY	DESCRIPTION

FOR
BIDDING

DESIGNED BY:
CLINTON HOWERTON, P.E.
 DRAWN BY:
STACEY MAHONEY
 CHECKED BY:
CLINTON HOWERTON, P.E.
 IN CHARGE:
CLINTON HOWERTON, P.E.
 DATE:
12/05/2019

HIGHLANDS COUNTY
 ENGINEERING DEPARTMENT
 505 S. COMMERCE AVENUE
 SEBRING, FLORIDA 33870

APPROVED BY: CLINTON HOWERTON, JR., P.E.
 FLORIDA REGISTRATION NO.: 61021

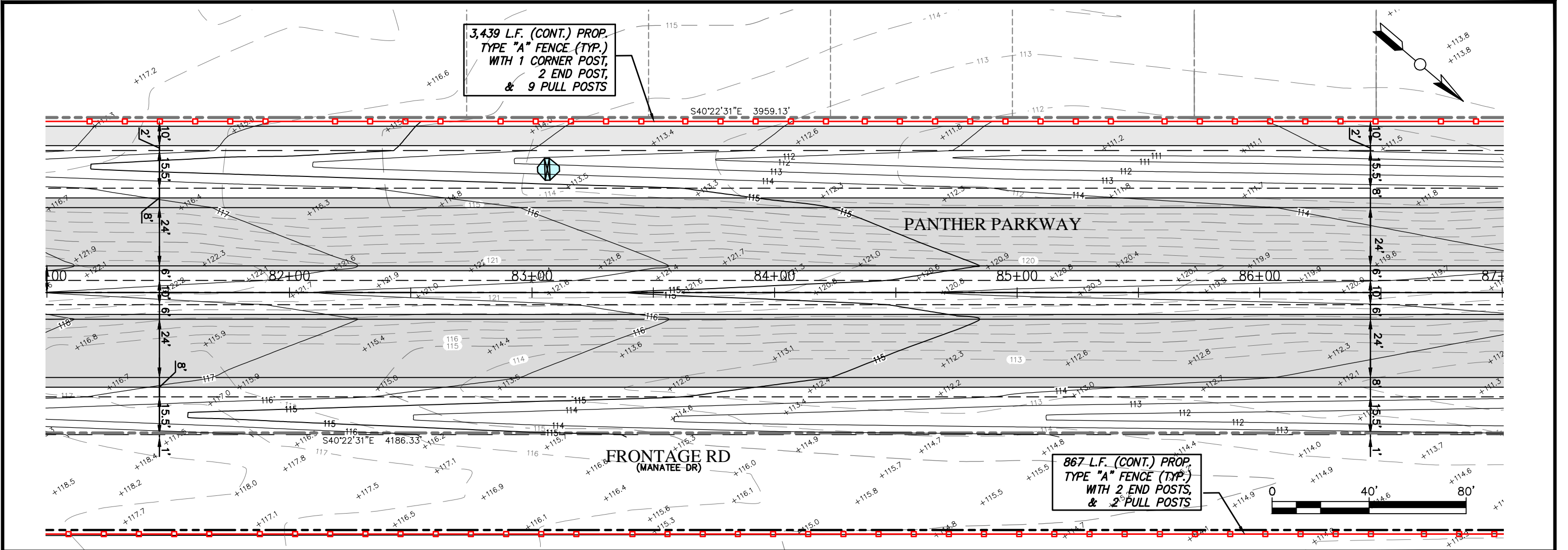


**PANTHER PARKWAY
 FENCING PLAN**

 PLAN VIEW

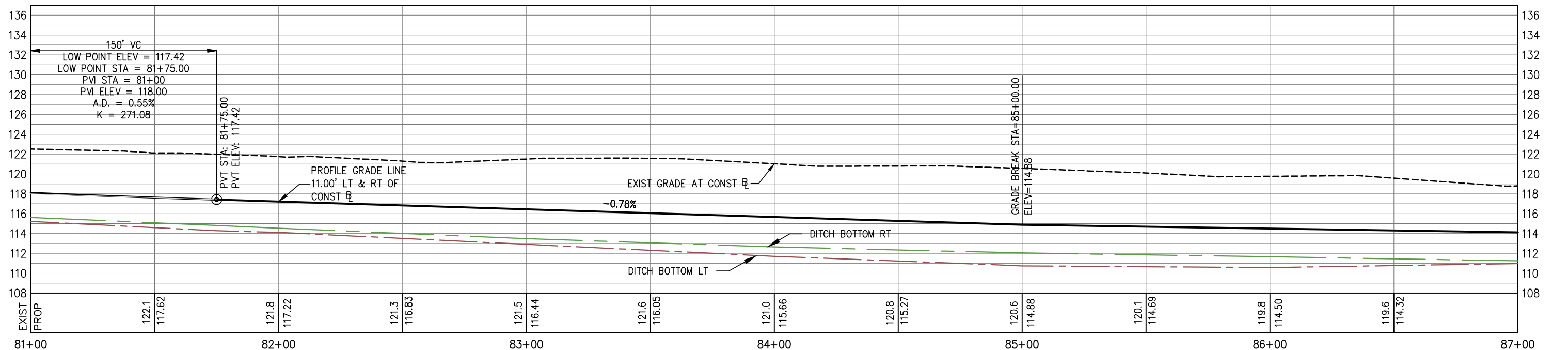
HORIZ. 1"=100'	
VERT. N/A	
PROJECT NO. 09021	REV. 0
SHEET 15 OF 48	


G:\PROJECTS\Sebring Parkway Phase III\Fence BID\R&B Draft Docs\Fence Bid_Plan and Profile Sheets_FOR BIDDING.dwg, 15 PLAN, Mahoney, Stacey Colors As Black Except Gray Colors.ctb



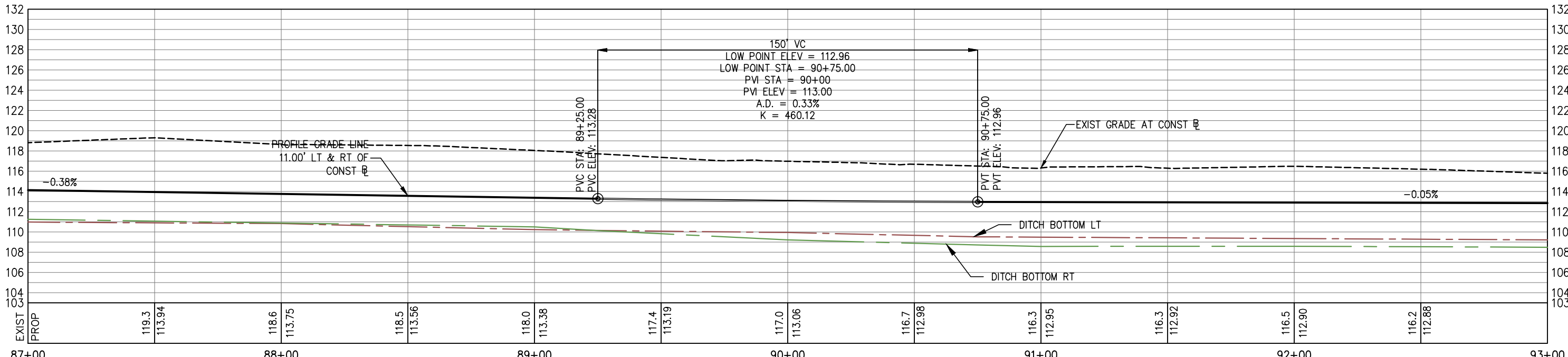
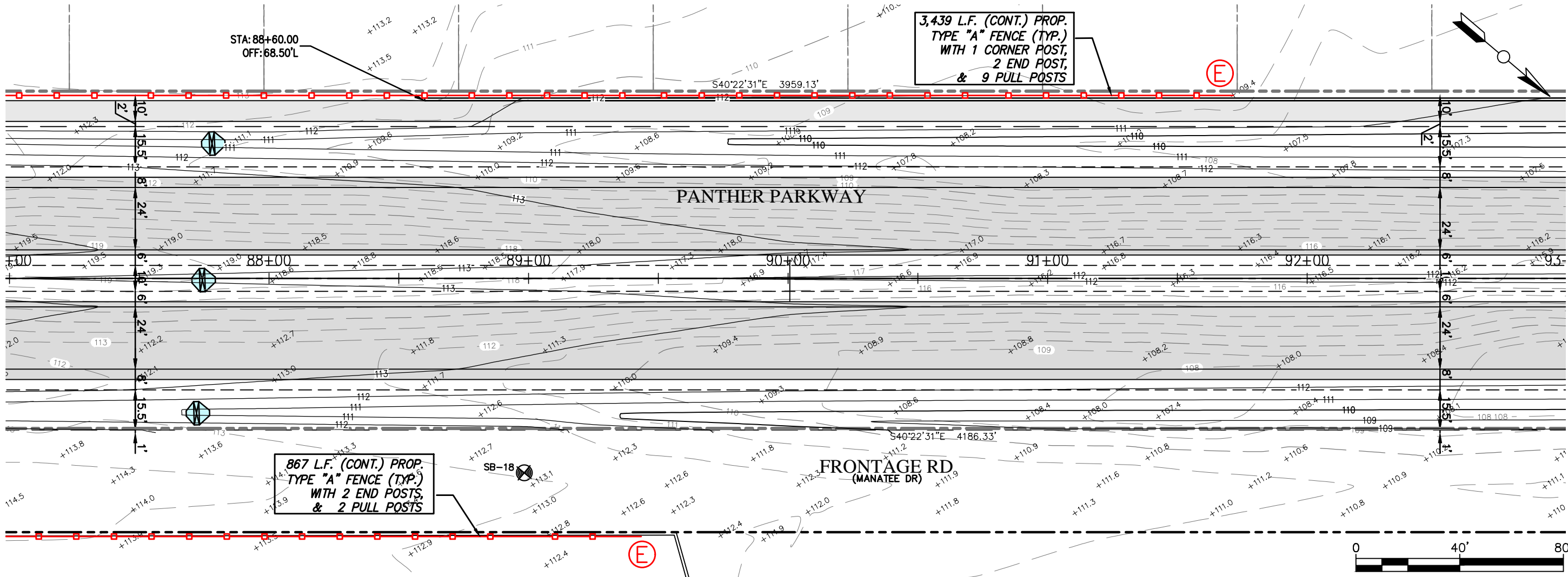
3,439 L.F. (CONT.) PROP.
TYPE "A" FENCE (TYP.)
WITH 1 CORNER POST,
2 END POST,
& 9 PULL POSTS

867 L.F. (CONT.) PROP.
TYPE "A" FENCE (TYP.)
WITH 2 END POSTS,
& 2 PULL POSTS



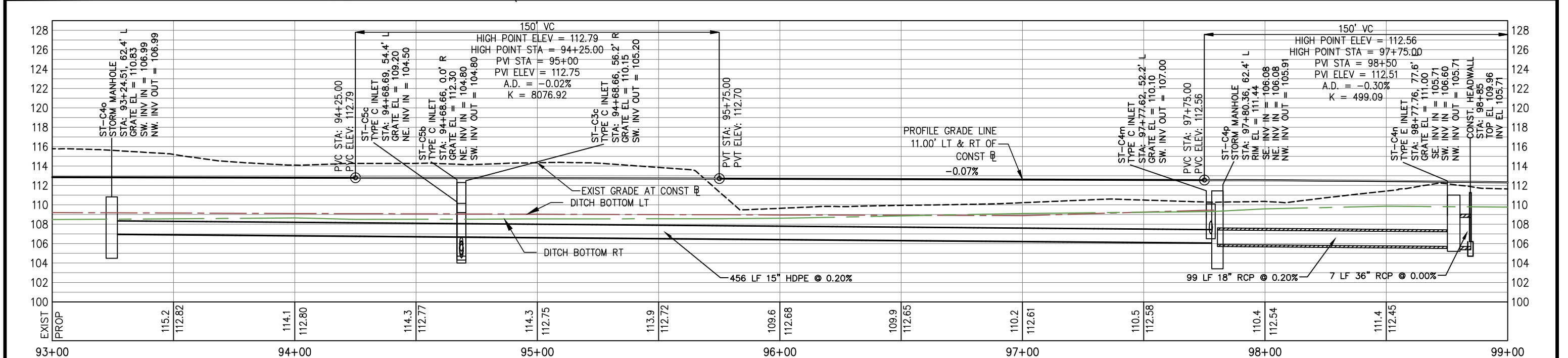
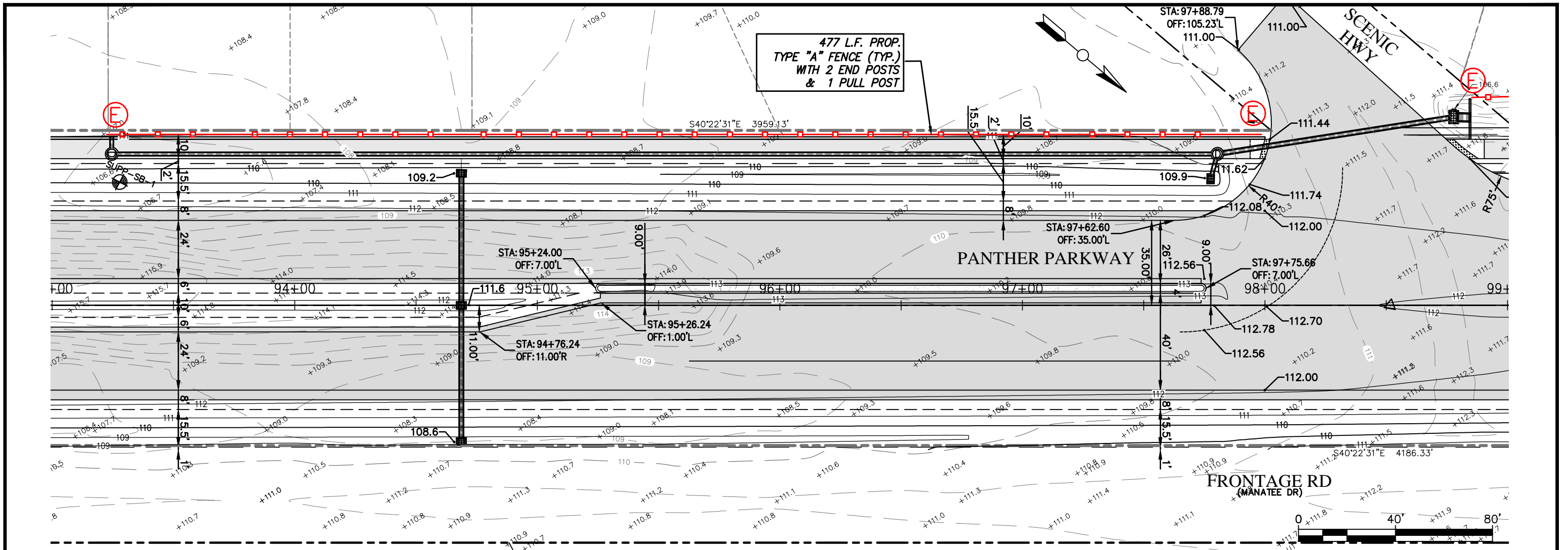
REVISIONS			STATUS		DESIGNED BY:			PANTHER PARKWAY FENCING PLAN		HORIZ. 1"=100'	
DATE	BY	DESCRIPTION	FOR BIDDING		CLINTON HOWERTON, P.E.			PLAN VIEW		VERT. N/A	
							DRAWN BY: STACEY MAHONEY		APPROVED BY: CLINTON HOWERTON, JR., P.E.		PROJECT NO. 09021
					CHECKED BY: CLINTON HOWERTON, P.E.		FLORIDA REGISTRATION NO.: 61021		SHEET 16 OF 48		
					IN CHARGE: CLINTON HOWERTON, P.E.		DATE: 12/05/2019				

& \PROJECTS\Sebring Parkway Phase III\Fence Bid\RA&B Draft Docs\Fence Bid_Plan and Profile Sheets_FOR BIDDING.dwg, 16 PLAN, Mahoney, Stacey Colors As Black Except Gray Colors.ctb



REVISIONS DATE BY DESCRIPTION		STATUS <div style="font-size: 24pt; color: red; font-weight: bold;">FOR BIDDING</div>	DESIGNED BY: CLINTON HOWERTON, P.E. DRAWN BY: STACEY MAHONEY CHECKED BY: CLINTON HOWERTON, P.E. IN CHARGE: CLINTON HOWERTON, P.E. DATE: 12/05/2019	HIGHLANDS COUNTY ENGINEERING DEPARTMENT 505 S. COMMERCE AVENUE SEBRING, FLORIDA 33870		PANTHER PARKWAY FENCING PLAN PLAN VIEW	HORIZ. 1"=100' VERT. N/A PROJECT NO. 09021 REV. 0
			APPROVED BY: CLINTON HOWERTON, JR., P.E. FLORIDA REGISTRATION NO.: 61021	DATE:	SHEET 17 OF 48		

G:\PROJECTS\Sebring Parkway Phase III\Fence BID\Draft Docs\Fence Bid_Plan and Profile Sheets_FOR BIDDING.dwg, 17 PLAN, Mahoney, Stacey Colors As Black Except Gray Colors.ctb




REVISIONS			STATUS
DATE	BY	DESCRIPTION	
			FOR BIDDING

DESIGNED BY: CLINTON HOWERTON, P.E.
 DRAWN BY: STACEY MAHONEY
 CHECKED BY: CLINTON HOWERTON, P.E.
 IN CHARGE: CLINTON HOWERTON, P.E.
 DATE: 12/05/2019

HIGHLANDS COUNTY ENGINEERING DEPARTMENT
 505 S. COMMERCE AVENUE
 SEBRING, FLORIDA 33870

APPROVED BY: CLINTON HOWERTON, JR., P.E.
 FLORIDA REGISTRATION NO.: 61021

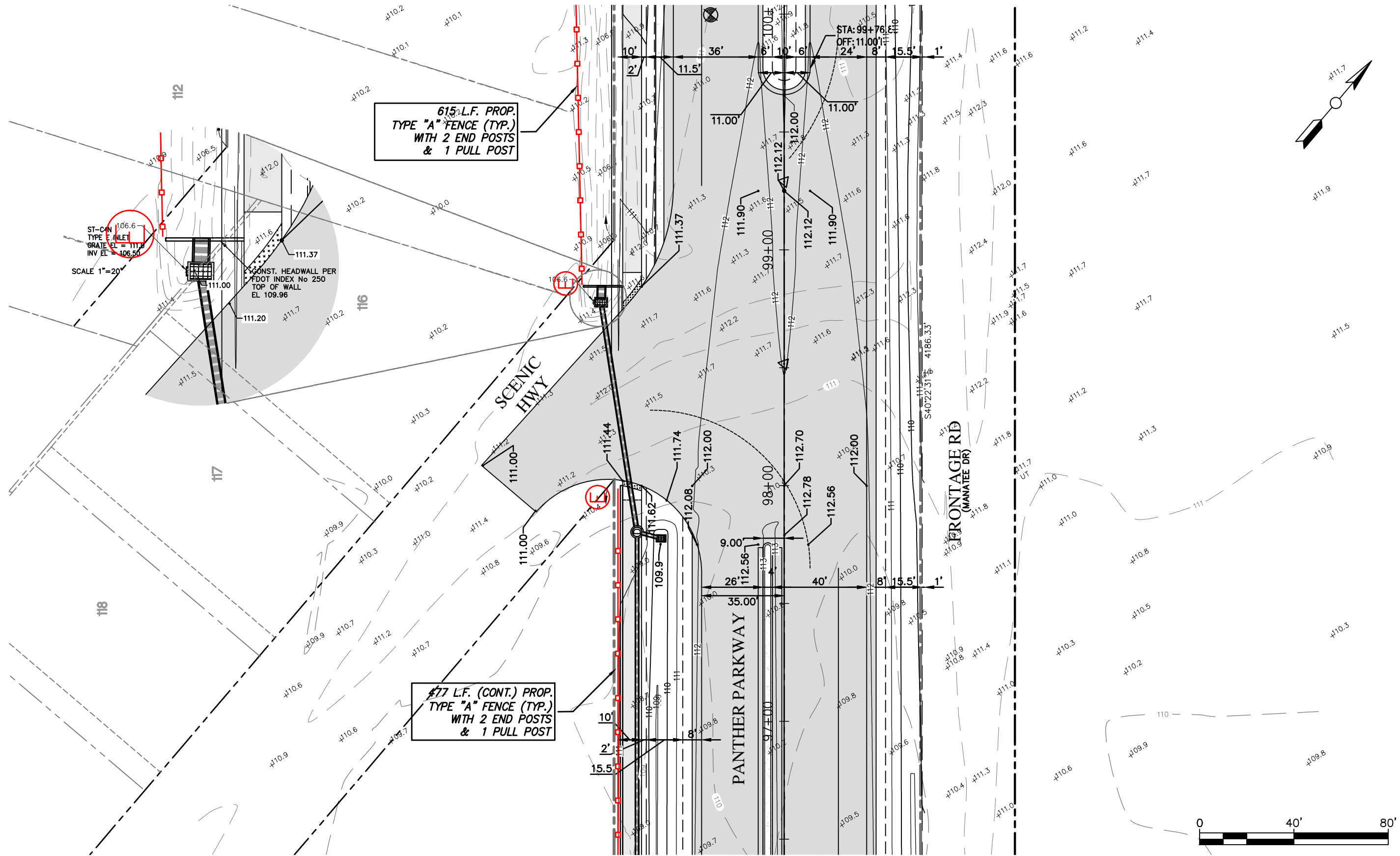


PANTHER PARKWAY FENCING PLAN

PLAN VIEW

HORIZ. 1"=100'		REV. 0
VERT. N/A		
PROJECT NO. 09021	SHEET 18 OF 48	

G:\PROJECTS\Sebring Parkway Phase III\Fence BID\RA&R Draft Docs\Fence Bid_Plan and Profile Sheets_FOR BIDDING.dwg, 18 PLAN, Mahoney, Stacey Colors As Black Except Gray Colors.ctb



REVISIONS		
DATE	BY	DESCRIPTION

**FOR
BIDDING**

DESIGNED BY:
CLINTON HOWERTON, P.E.

DRAWN BY:
STACEY MAHONEY

CHECKED BY:
CLINTON HOWERTON, P.E.


IN CHARGE:
CLINTON HOWERTON, P.E.

DATE:
12/05/2019

**HIGHLANDS COUNTY
ENGINEERING DEPARTMENT**
505 S. COMMERCE AVENUE
SEBRING, FLORIDA 33870

APPROVED BY: CLINTON HOWERTON, JR., P.E.
FLORIDA REGISTRATION NO.: 61021

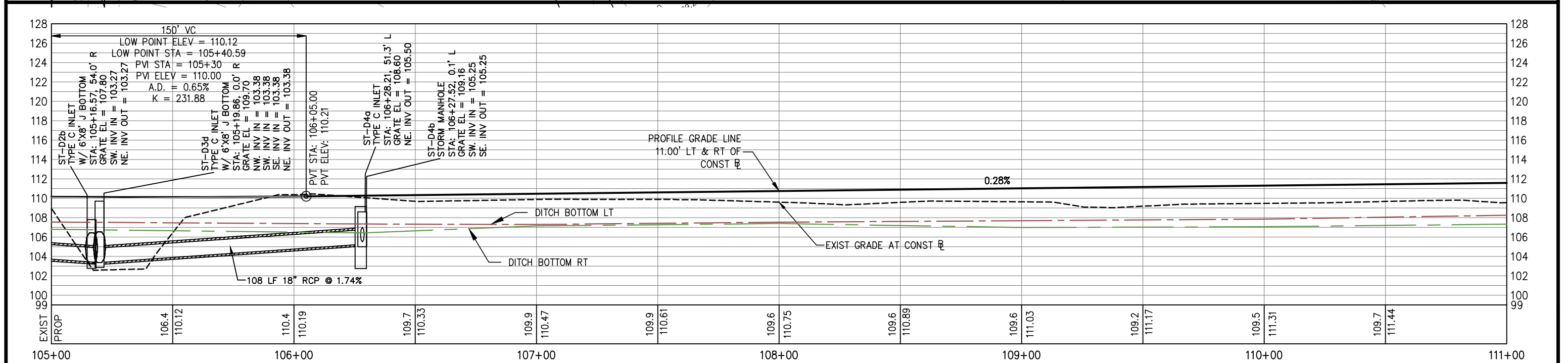
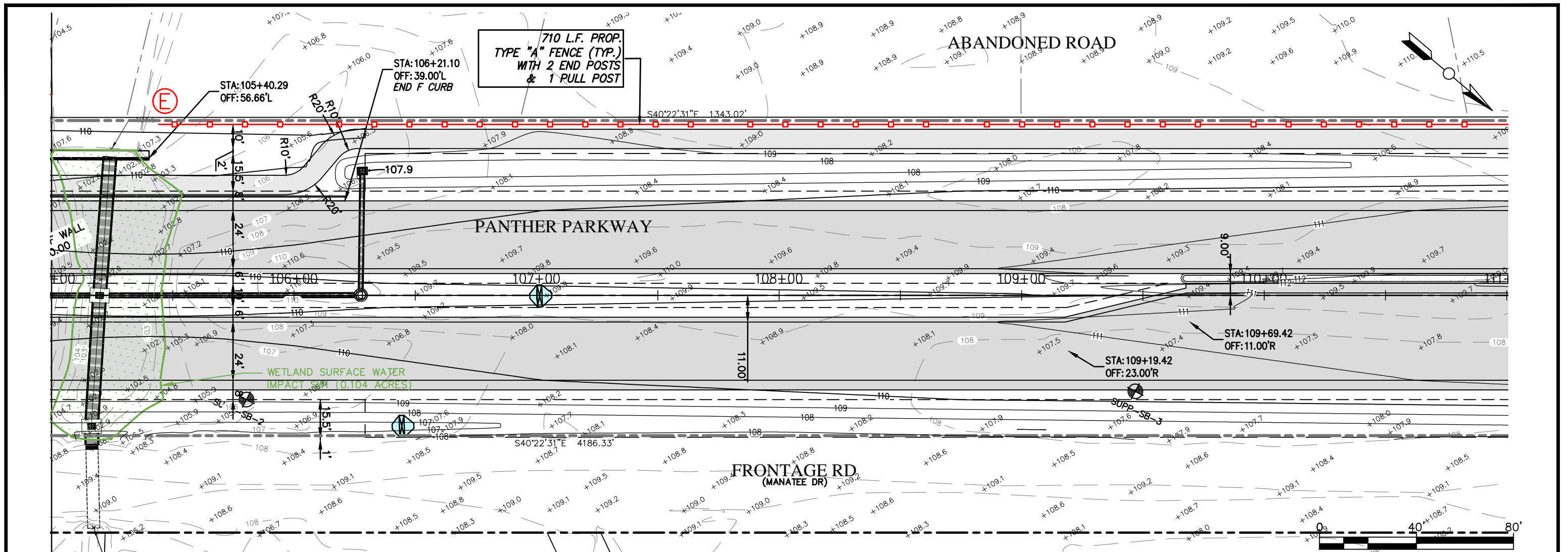
DATE:



**PANTHER PARKWAY
FENCING PLAN**

PLAN VIEW

HORIZ. 1"=100'	
VERT. N/A	
PROJECT NO. 09021	REV. 0
SHEET 19 OF 48	



DATE	BY	DESCRIPTION	STATUS
			FOR BIDDING

DESIGNED BY: CLINTON HOWERTON, P.E.

DRAWN BY: STACEY MAHONEY

CHECKED BY: CLINTON HOWERTON, P.E.

IN CHARGE: CLINTON HOWERTON, P.E.


DATE: 12/05/2019

HIGHLANDS COUNTY

ENGINEERING DEPARTMENT

505 S. COMMERCE AVENUE

SEBRING, FLORIDA 33870



PANTHER PARKWAY

FENCING PLAN

PLAN VIEW

HORIZ. 1"=100'

VERT. N/A

PROJECT NO. 09021

REV. 0

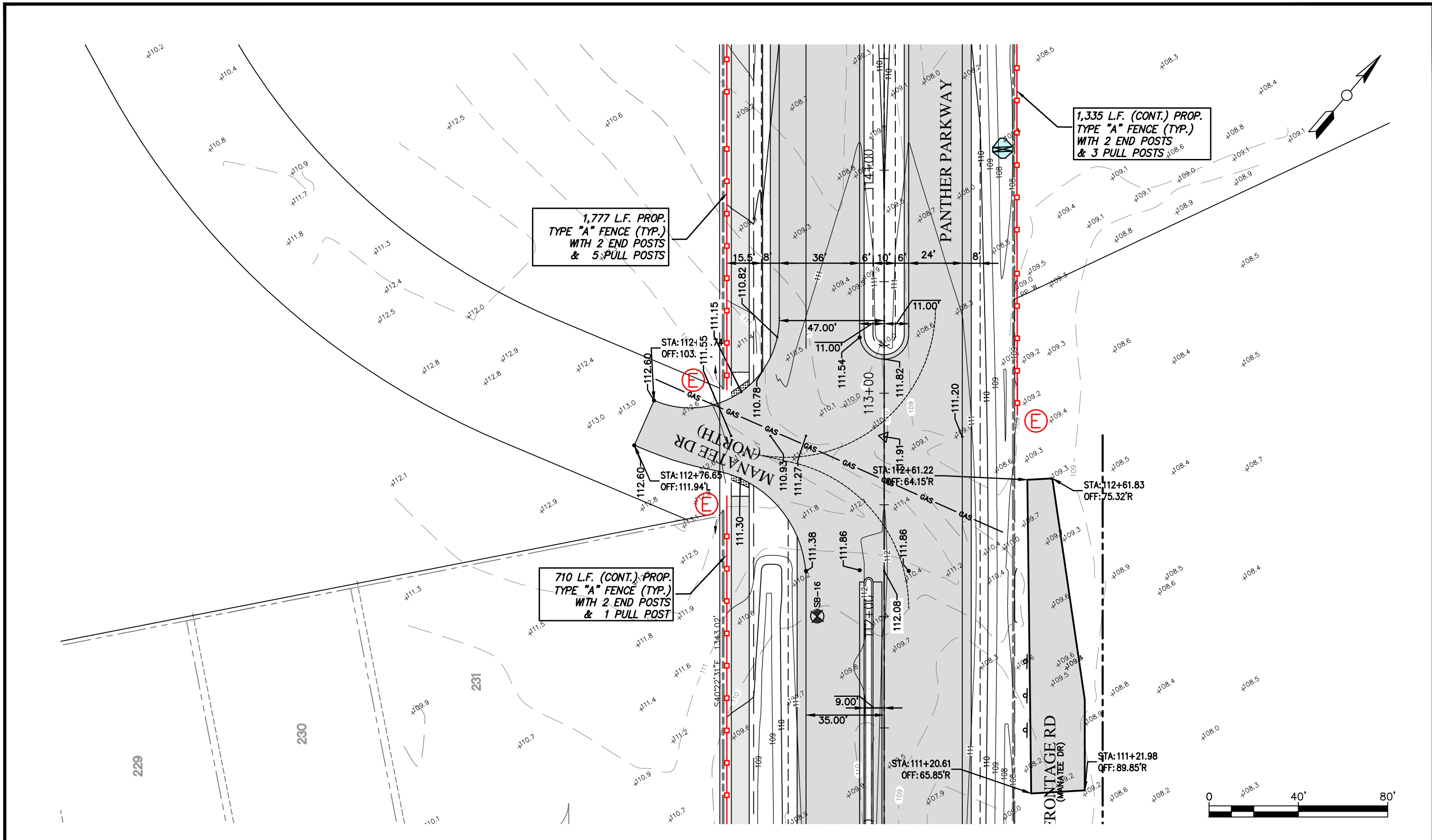
SHEET 21 OF 48

APPROVED BY: CLINTON HOWERTON, JR., P.E.

FLORIDA REGISTRATION NO.: 61021

DATE:

G:\PROJECTS\Sebring Parkway Phase III\Fence Bid\R&B Draft Docs\Fence Bid_Plan and Profile Sheets_FOR BIDDING.dwg, 21 PLAN, Mahoney, Stacey Colors As Black Except Gray Colors.ctb



REVISIONS		STATUS
DATE	DESCRIPTION	
		FOR BIDDING

DESIGNED BY:
CLINTON HOWERTON, P.E.

DRAWN BY:
STACEY MAHONEY

CHECKED BY:
CLINTON HOWERTON, P.E.


IN CHARGE:
CLINTON HOWERTON, P.E.

DATE:
12/05/2019

**HIGHLANDS COUNTY
ENGINEERING DEPARTMENT**
505 S. COMMERCE AVENUE
SEBRING, FLORIDA 33870

APPROVED BY: CLINTON HOWERTON, JR., P.E.
FLORIDA REGISTRATION NO.: 61021

DATE: _____

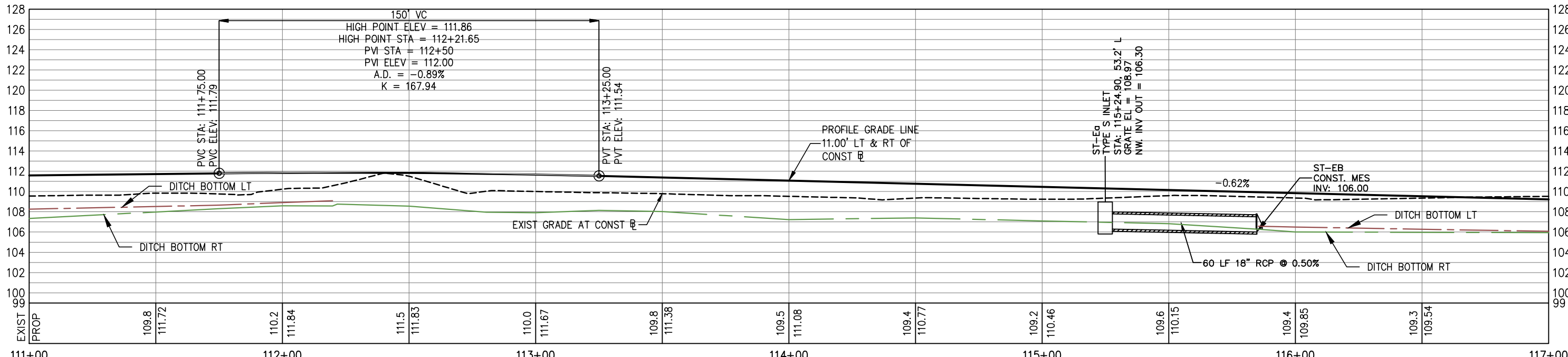
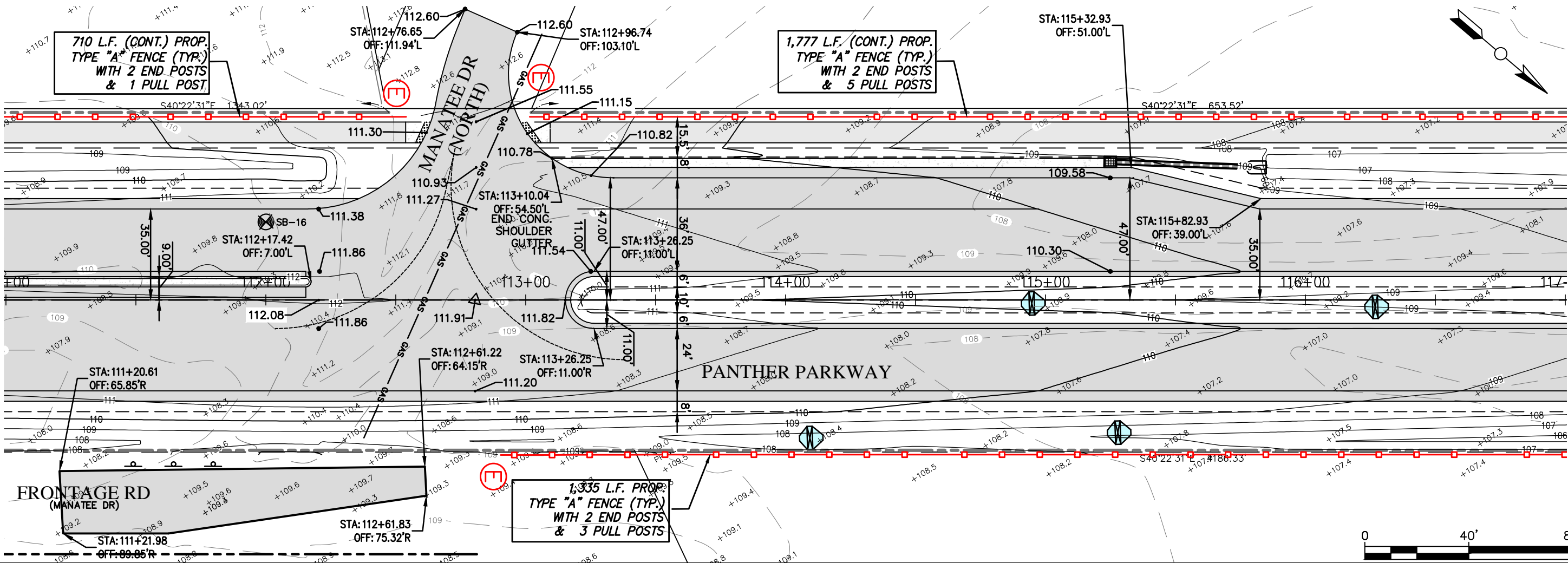


**PANTHER PARKWAY
FENCING PLAN**

PLAN VIEW

HORIZ. 1"=100'	
VERT. N/A	
PROJECT NO. 09021	REV. 0
SHEET 22 OF 48	

G:\PROJECTS\Sebring Parkway Phase III\Fence BID\R&B Draft Docs\Fence Bid_Plan and Profile Sheets_FOR BIDDING.dwg, 22 PLAN, Mahoney, Stacey Colors As Black Except Gray Colors.ctb



REVISIONS		STATUS
DATE	DESCRIPTION	
		FOR BIDDING

DESIGNED BY:
CLINTON HOWERTON, P.E.

DRAWN BY:
STACEY MAHONEY

CHECKED BY:
CLINTON HOWERTON, P.E.

IN CHARGE:
CLINTON HOWERTON, P.E.


DATE:
12/05/2019

**HIGHLANDS COUNTY
ENGINEERING DEPARTMENT**

505 S. COMMERCE AVENUE
SEBRING, FLORIDA 33870

APPROVED BY: CLINTON HOWERTON, JR., P.E.
FLORIDA REGISTRATION NO.: 61021

DATE: _____



**PANTHER PARKWAY
FENCING PLAN**

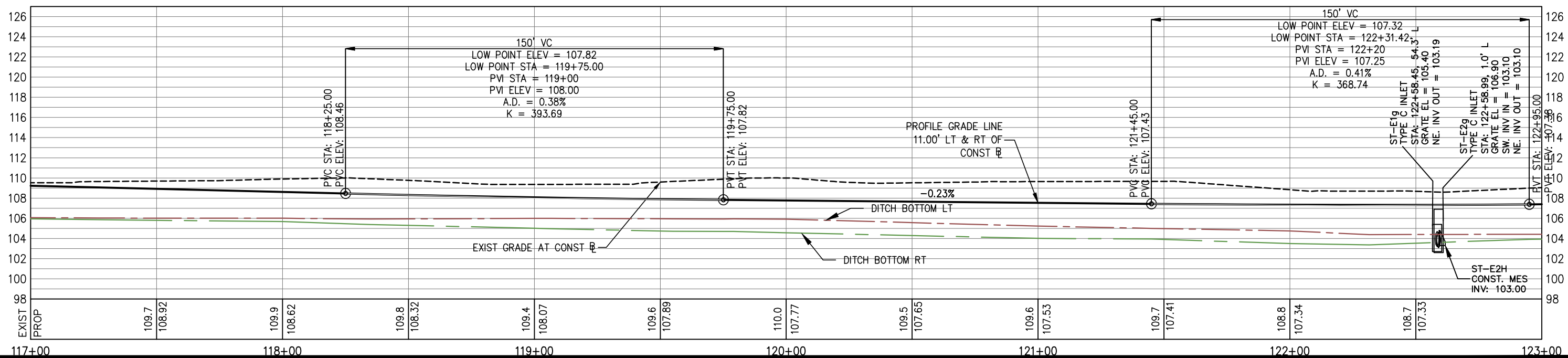
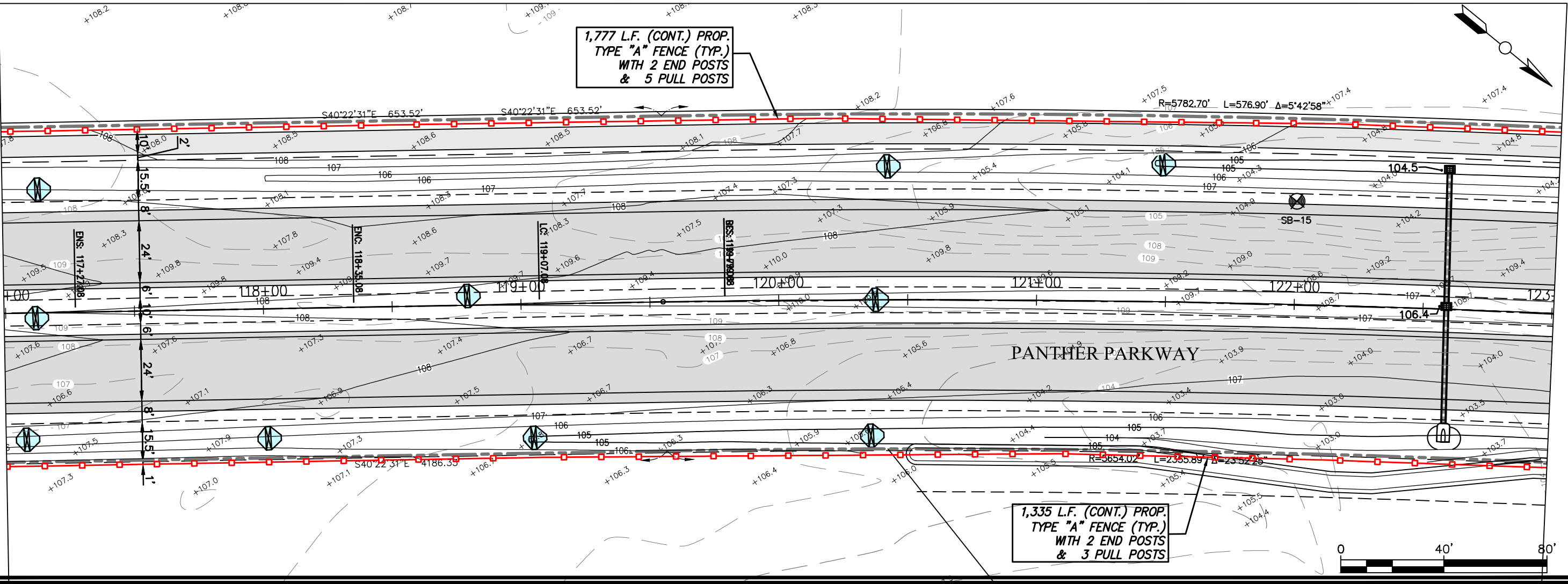
PLAN VIEW

HORIZ. 1"=100'	REV. 0
VERT. N/A	
PROJECT NO. 09021	SHEET 23 OF 48

G:\PROJECTS\Sebring Parkway Phase III\Fence Bid\R&B Draft Docs\Fence Bid_Plan and Profile Sheets_FOR BIDDING.dwg, 23 PLAN, Mahoney, Stacey Colors As Black Except Gray Colors.ctb

1,777 L.F. (CONT.) PROP.
TYPE "A" FENCE (TYP.)
WITH 2 END POSTS
& 5 PULL POSTS

1,335 L.F. (CONT.) PROP.
TYPE "A" FENCE (TYP.)
WITH 2 END POSTS
& 3 PULL POSTS




REVISIONS		STATUS
DATE	DESCRIPTION	
		FOR BIDDING

DESIGNED BY:
CLINTON HOWERTON, P.E.
DRAWN BY:
STACEY MAHONEY
CHECKED BY:
CLINTON HOWERTON, P.E.
IN CHARGE:
CLINTON HOWERTON, P.E.
DATE:
12/05/2019

**HIGHLANDS COUNTY
ENGINEERING DEPARTMENT**
505 S. COMMERCE AVENUE
SEBRING, FLORIDA 33870

APPROVED BY: CLINTON HOWERTON, JR., P.E.
FLORIDA REGISTRATION NO.: 61021

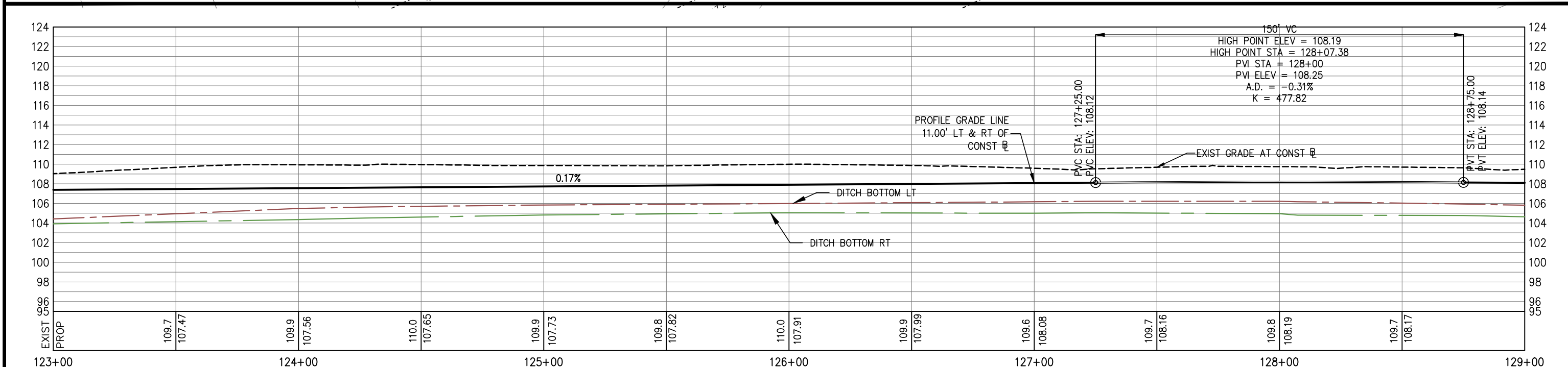
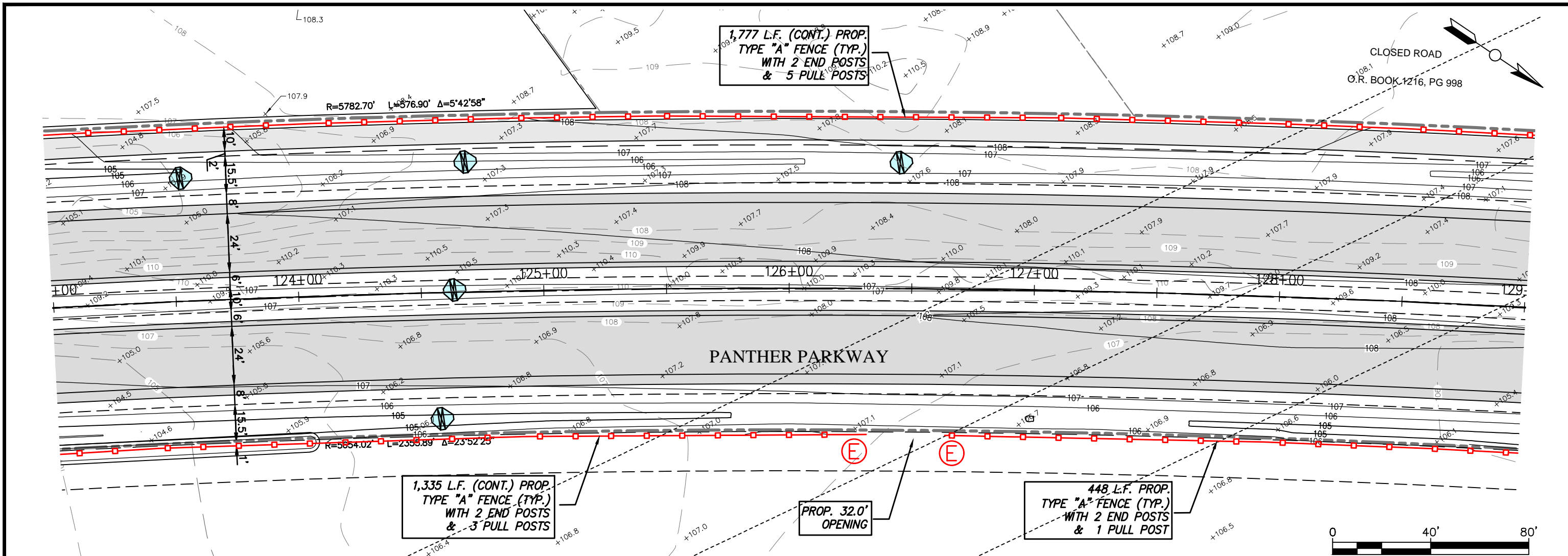
DATE: _____



**PANTHER PARKWAY
FENCING PLAN**

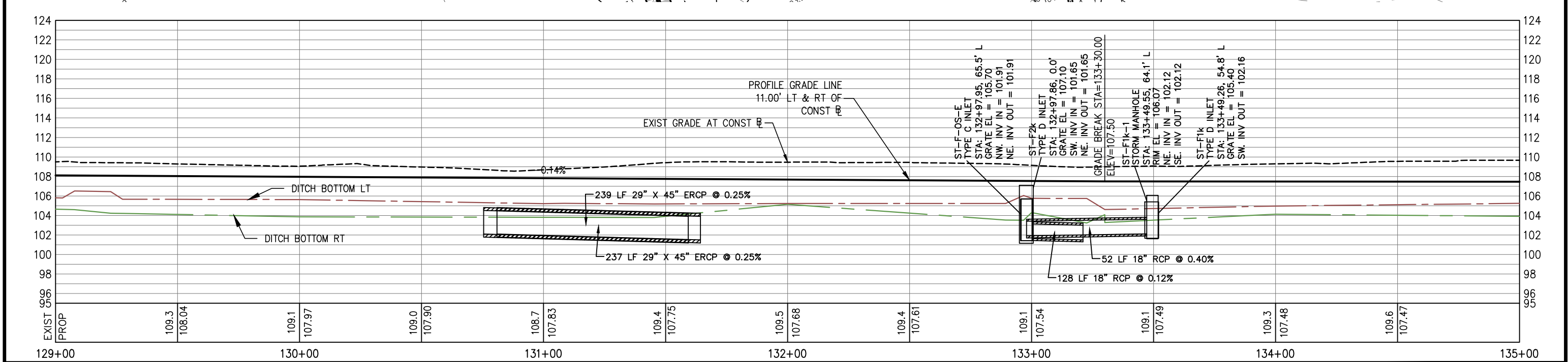
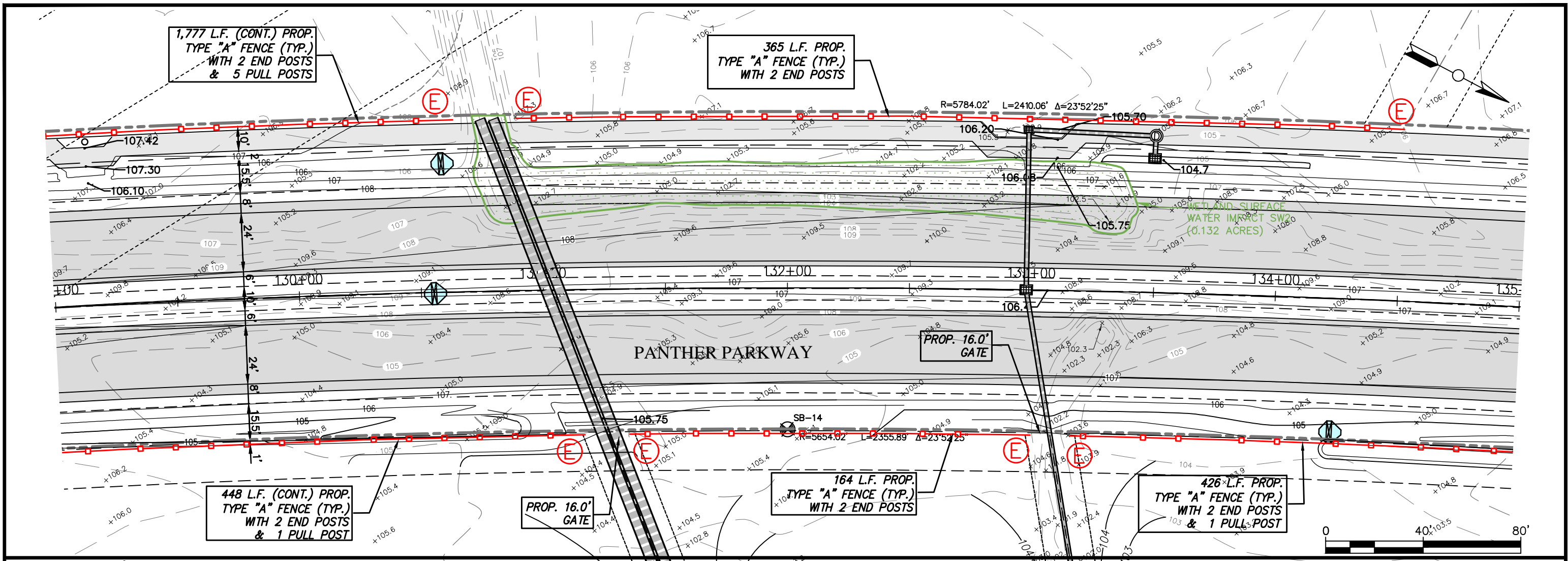
PLAN VIEW

HORIZ. 1"=100'	
VERT. N/A	
PROJECT NO. 09021	REV. 0
SHEET 24 OF 48	



DATE	BY	REVISIONS DESCRIPTION	STATUS	DESIGNED BY: CLINTON HOWERTON, P.E.	HIGHLANDS COUNTY ENGINEERING DEPARTMENT 505 S. COMMERCE AVENUE SEBRING, FLORIDA 33870		PANTHER PARKWAY FENCING PLAN		HORIZ. 1"=100'		
			FOR BIDDING	DRAWN BY: STACEY MAHONEY			PLAN VIEW		VERT. N/A	PROJECT NO. 09021	REV. 0
				CHECKED BY: CLINTON HOWERTON, P.E.					APPROVED BY: CLINTON HOWERTON, JR., P.E.		
				IN CHARGE: CLINTON HOWERTON, P.E.					FLORIDA REGISTRATION NO.: 61021		
				DATE: 12/05/2019							

Q:\PROJECTS\Sebring Parkway Phase III\Fence BID\RA8 Draft Docs\Fence Bid_Plan and Profile Sheets_FOR BIDDING.dwg, 25 PLAN, Mahoney, Stacey Colors As Black Except Gray Colors.ctb



REVISIONS			STATUS	
DATE	BY	DESCRIPTION	FOR BIDDING	

DESIGNED BY:
CLINTON HOWERTON, P.E.

DRAWN BY:
STACEY MAHONEY

CHECKED BY:
CLINTON HOWERTON, P.E.

IN CHARGE:
CLINTON HOWERTON, P.E.

DATE:
12/05/2019

HIGHLANDS COUNTY ENGINEERING DEPARTMENT

505 S. COMMERCE AVENUE
SEBRING, FLORIDA 33870

APPROVED BY: CLINTON HOWERTON, JR., P.E.
FLORIDA REGISTRATION NO.: 61021

PANTHER PARKWAY FENCING PLAN

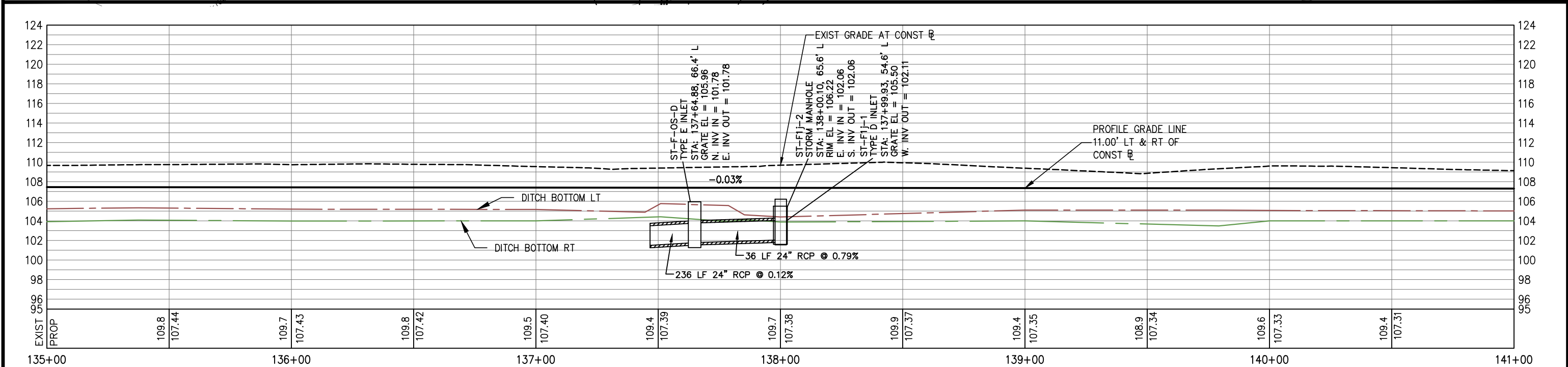
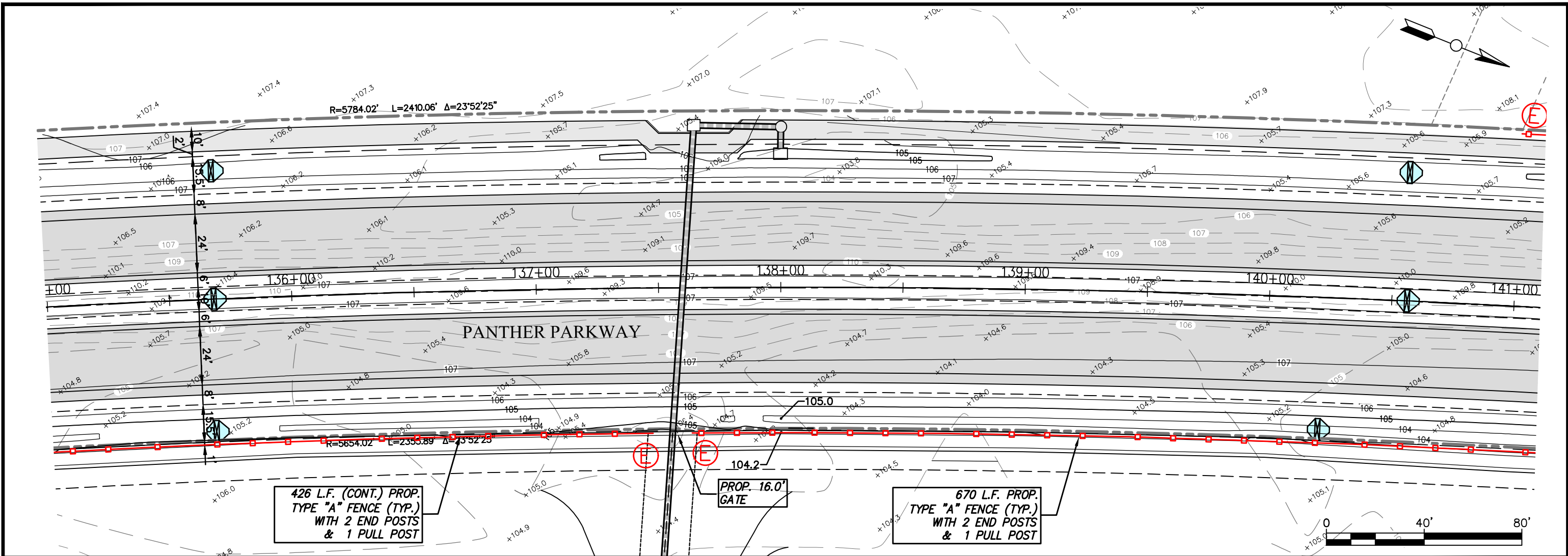
PLAN VIEW

HORIZ. 1"=100'
VERT. N/A

PROJECT NO.
09021

REV.
0

SHEET 26 OF 48



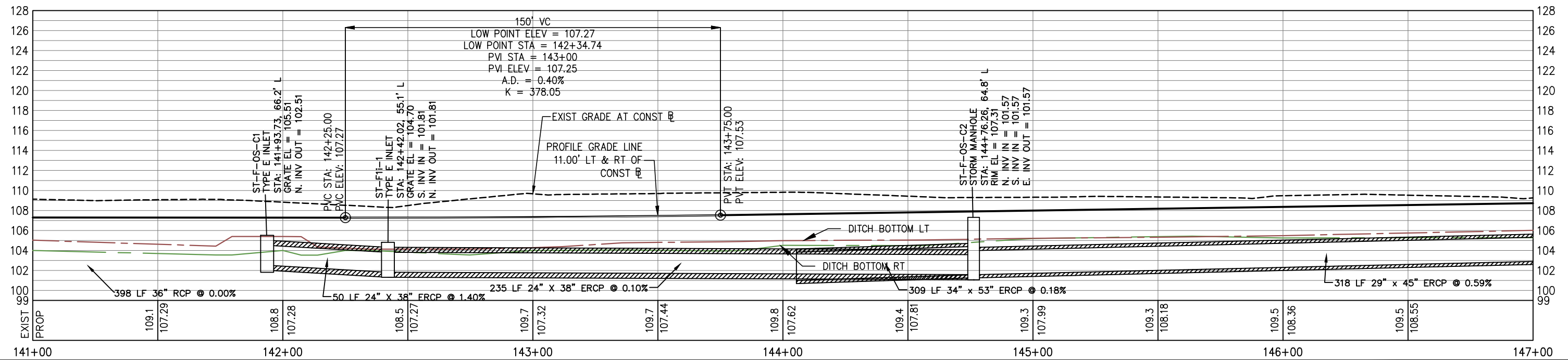
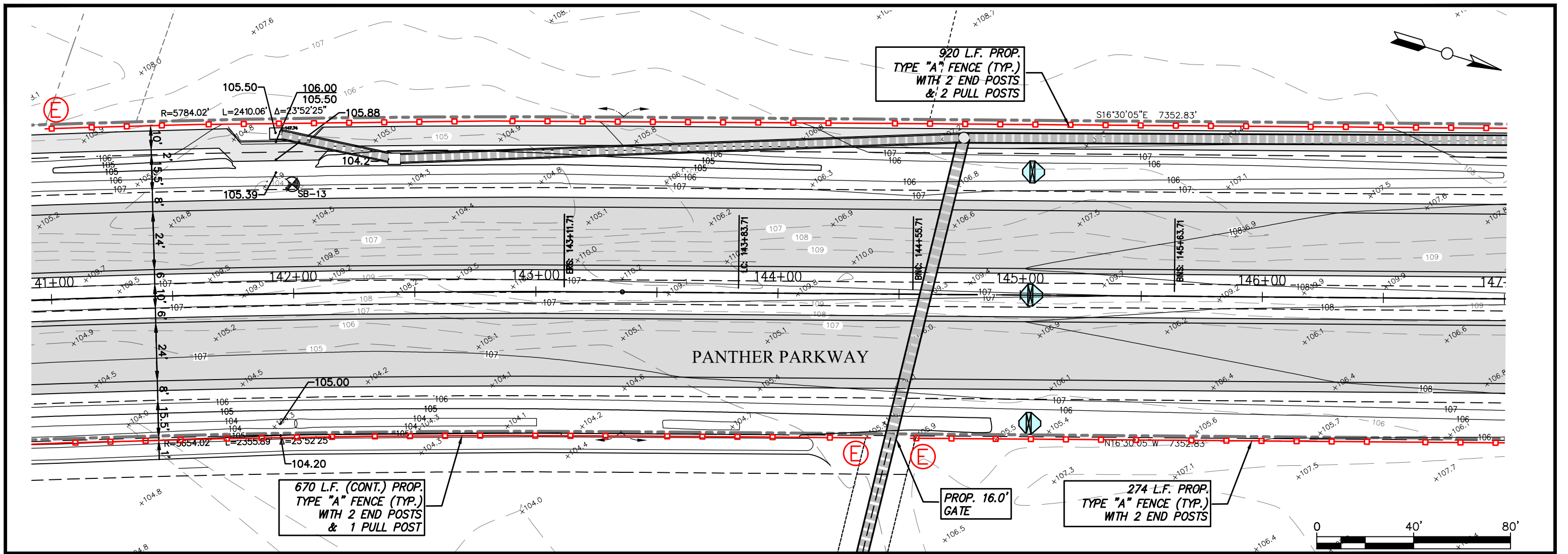
REVISIONS			STATUS		DESIGNED BY: CLINTON HOWERTON, P.E.	DRAWN BY: STACEY MAHONEY	CHECKED BY: CLINTON HOWERTON, P.E.	IN CHARGE: CLINTON HOWERTON, P.E.	DATE: 12/05/2019	APPROVED BY: CLINTON HOWERTON, JR., P.E. FLORIDA REGISTRATION NO.: 61021	DATE:	HORIZ. 1"=100' VERT. N/A	PROJECT NO. 09021	REV. 0
DATE	BY	DESCRIPTION	FOR BIDDING											


HIGHLANDS COUNTY
ENGINEERING DEPARTMENT
 505 S. COMMERCE AVENUE
 SEBRING, FLORIDA 33870



PANTHER PARKWAY
FENCING PLAN

PLAN VIEW

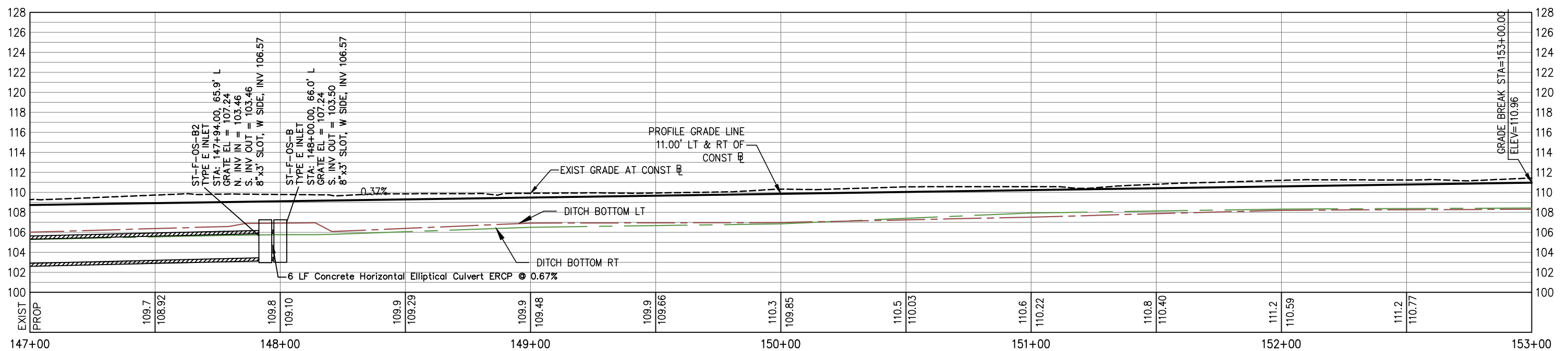
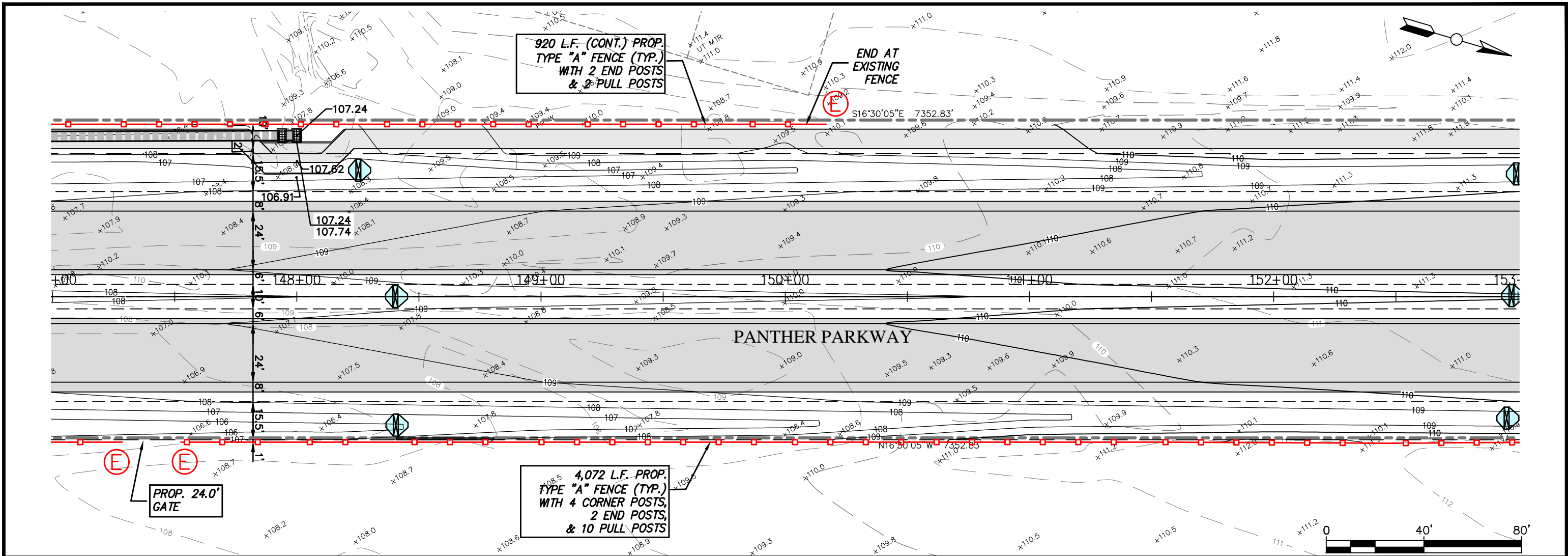



REVISIONS		STATUS		FOR BIDDING	HIGHLANDS COUNTY ENGINEERING DEPARTMENT 505 S. COMMERCE AVENUE SEBRING, FLORIDA 33870		PANTHER PARKWAY FENCING PLAN PLAN VIEW	HORIZ. 1"=100' VERT. N/A	
DATE	BY	DESCRIPTION						PROJECT NO.	REV.
								09021	0
								SHEET 28 OF 48	

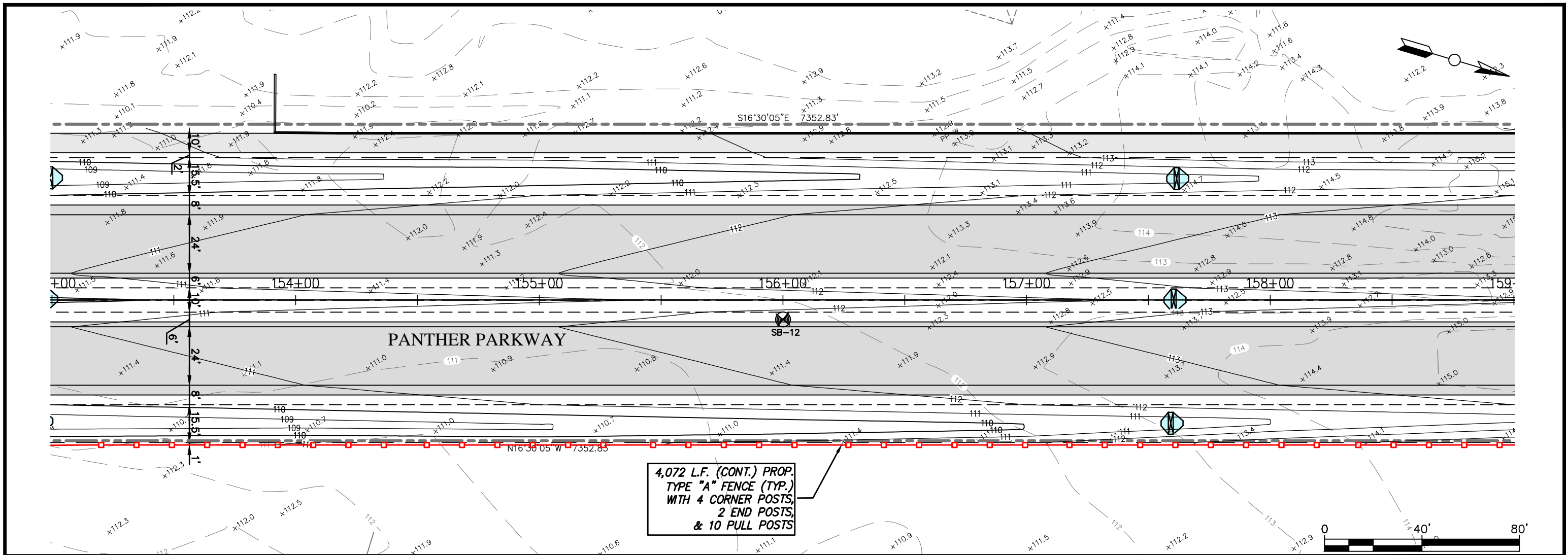
DESIGNED BY:
CLINTON HOWERTON, P.E.
DRAWN BY:
STACEY MAHONEY
CHECKED BY:
CLINTON HOWERTON, P.E.
IN CHARGE:
CLINTON HOWERTON, P.E.
DATE:
12/05/2019

APPROVED BY: CLINTON HOWERTON, JR., P.E.
FLORIDA REGISTRATION NO.: 61021

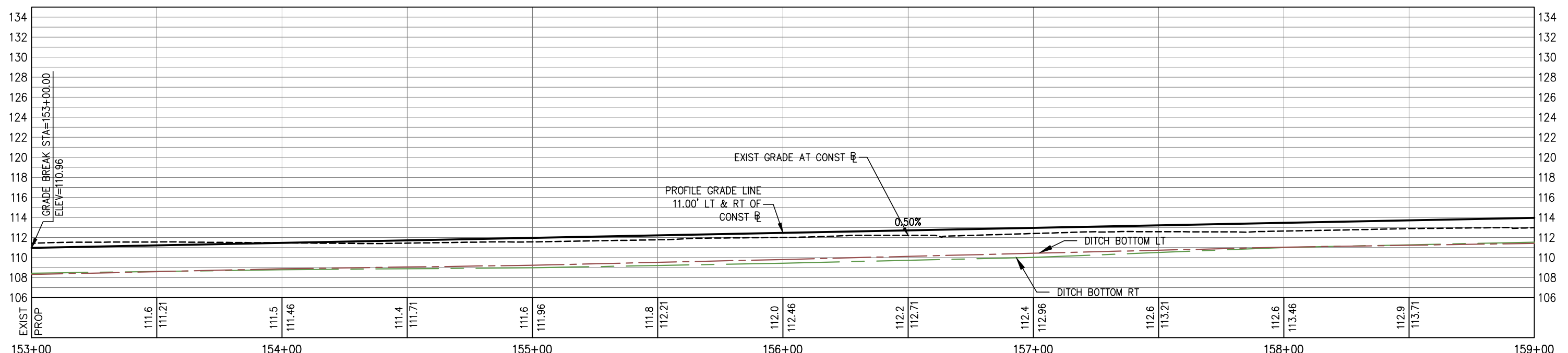
DATE:




REVISIONS		STATUS		DESIGNED BY: CLINTON HOWERTON, P.E.	DRAWN BY: STACEY MAHONEY	CHECKED BY: CLINTON HOWERTON, P.E.	IN CHARGE: CLINTON HOWERTON, P.E.	DATE: 12/05/2019	APPROVED BY: CLINTON HOWERTON, JR., P.E. FLORIDA REGISTRATION NO.: 61021	DATE:		PANTHER PARKWAY FENCING PLAN		HORIZ. 1"=100' VERT. N/A
DATE	BY	DESCRIPTION										PROJECT NO. 09021	REV. 0	
												PLAN VIEW		
												SHEET 29 OF 48		

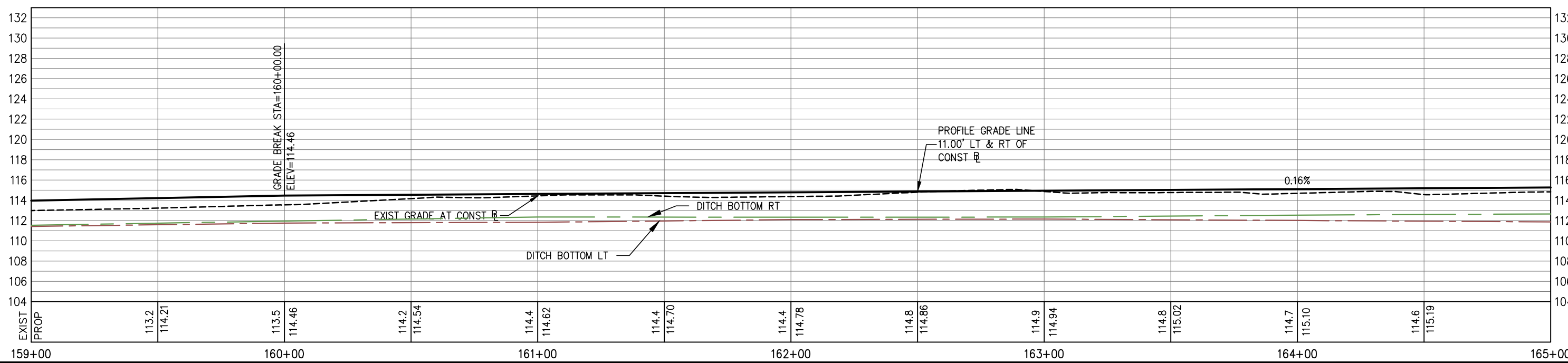
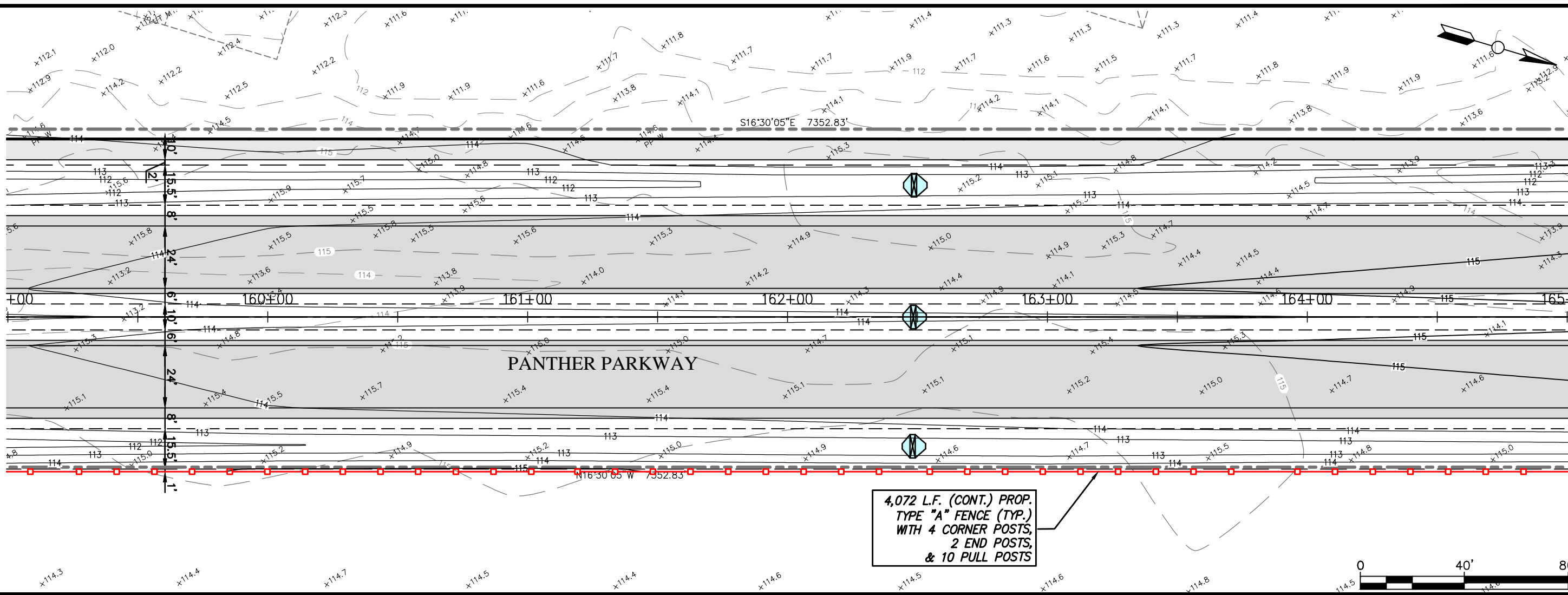


4,072 L.F. (CONT.) PROP.
TYPE "A" FENCE (TYP.)
WITH 4 CORNER POSTS,
2 END POSTS,
& 10 PULL POSTS



REVISIONS			STATUS		DESIGNED BY:			PANTHER PARKWAY FENCING PLAN		HORIZ. 1"=100'	
DATE	BY	DESCRIPTION	FOR BIDDING		CLINTON HOWERTON, P.E.			PLAN VIEW		VERT. N/A	
					DRAWN BY: STACEY MAHONEY		505 S. COMMERCE AVENUE		PROJECT NO. 09021		REV. 0
					CHECKED BY: CLINTON HOWERTON, P.E.		SEBRING, FLORIDA 33870		SHEET 30 OF 48		
					IN CHARGE: CLINTON HOWERTON, P.E.		APPROVED BY: CLINTON HOWERTON, JR., P.E.				
					DATE: 12/05/2019		FLORIDA REGISTRATION NO.: 61021				

G:\PROJECTS\Sebring Parkway Phase III\Fence BID\R&B Draft Docs\Fence Bid_Plan and Profile Sheets_FOR BIDDING.dwg, 30 PLAN, Mahoney, Stacey Colors As Black Except Gray Colors.ctb



REVISIONS		STATUS
DATE	BY	
		FOR BIDDING

DESIGNED BY:
CLINTON HOWERTON, P.E.

DRAWN BY:
STACEY MAHONEY

CHECKED BY:
CLINTON HOWERTON, P.E.


IN CHARGE:
CLINTON HOWERTON, P.E.

DATE:
12/05/2019

**HIGHLANDS COUNTY
ENGINEERING DEPARTMENT**
505 S. COMMERCE AVENUE
SEBRING, FLORIDA 33870

APPROVED BY: CLINTON HOWERTON, JR., P.E.
FLORIDA REGISTRATION NO.: 61021

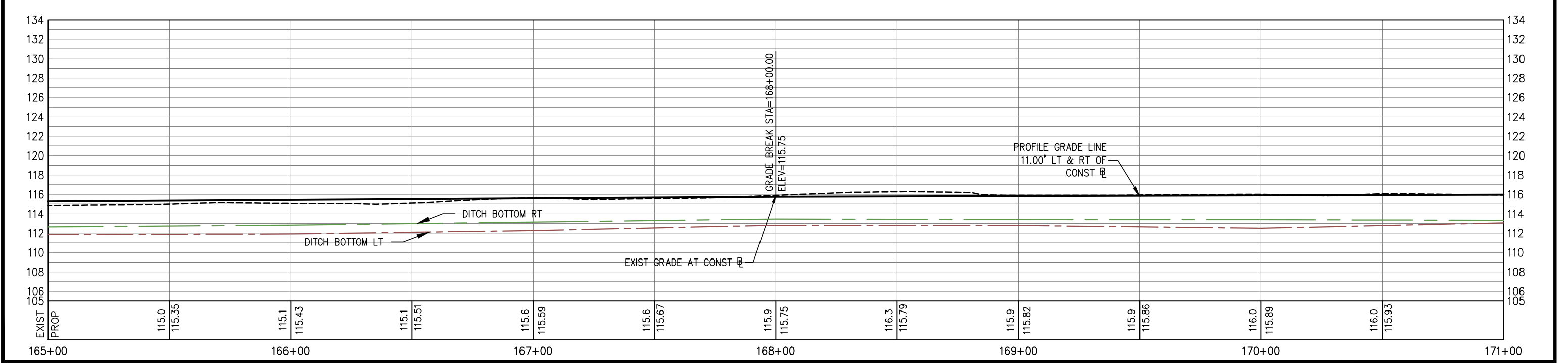
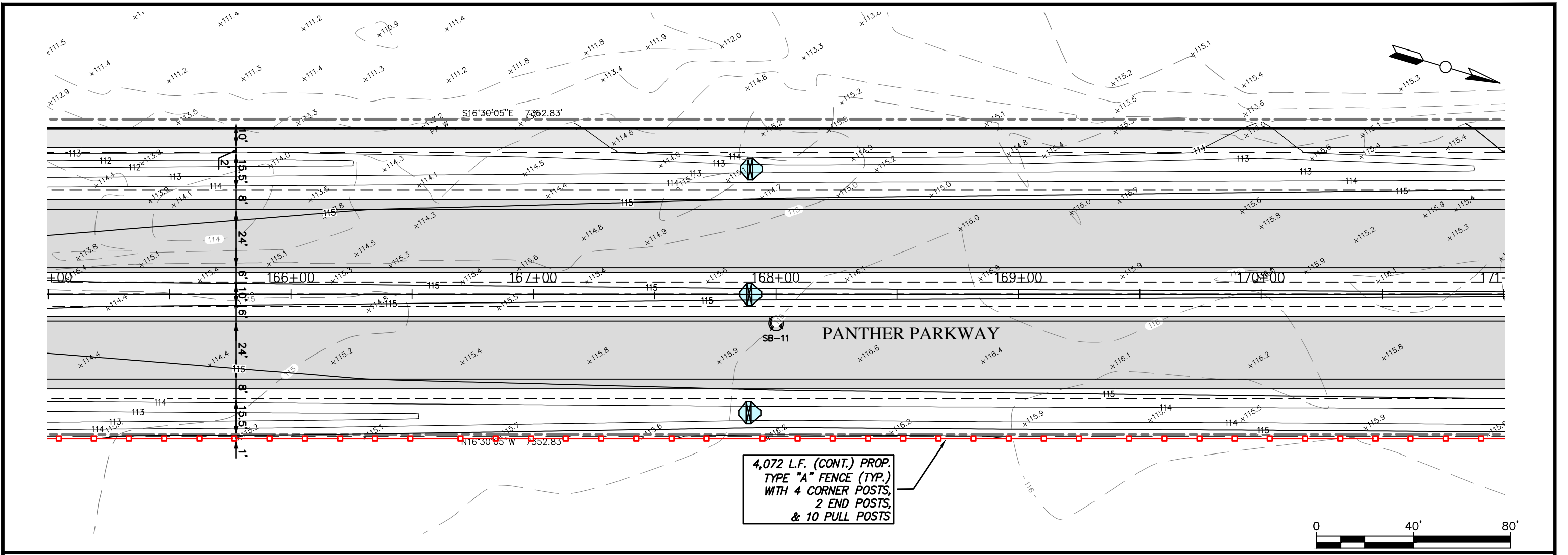
DATE:



**PANTHER PARKWAY
FENCING PLAN**

PLAN VIEW

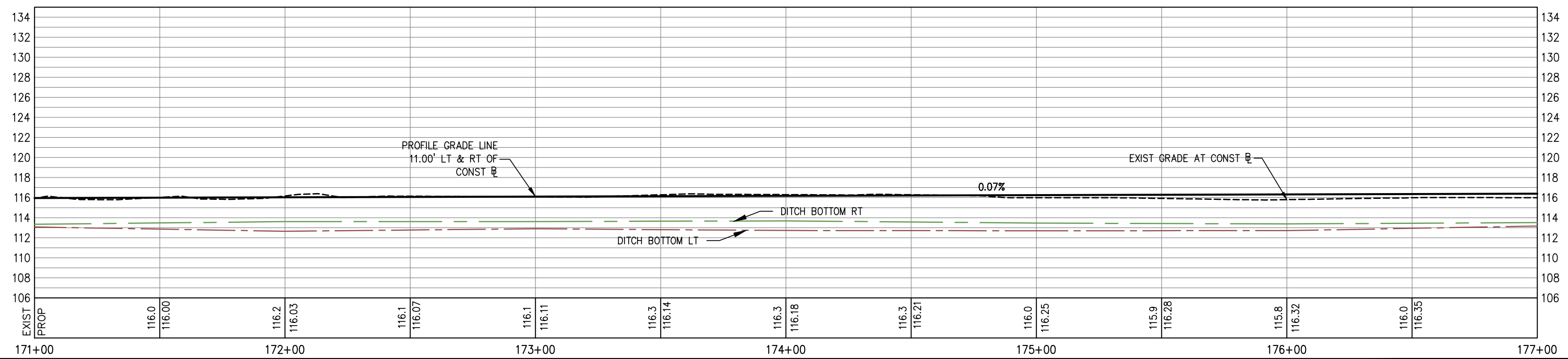
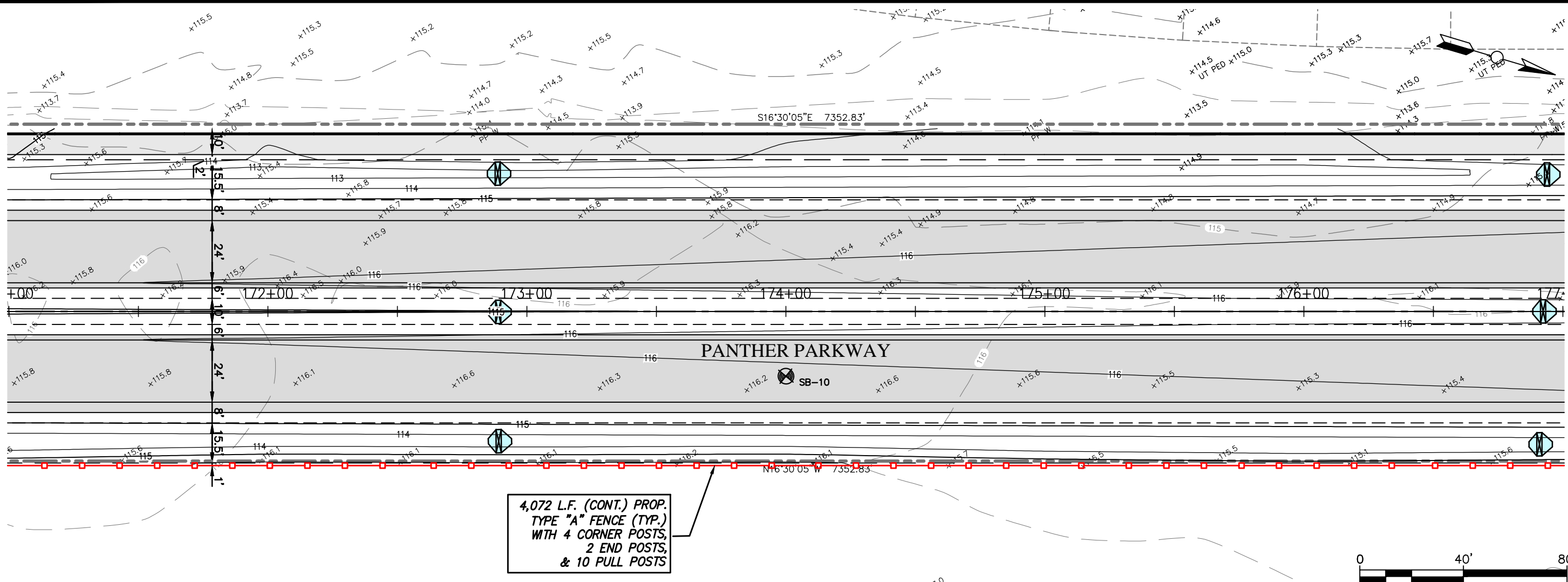
HORIZ. 1"=100'	
VERT. N/A	
PROJECT NO. 09021	REV. 0
SHEET 31 OF 48	



REVISIONS			STATUS		FOR BIDDING	HIGHLANDS COUNTY ENGINEERING DEPARTMENT 505 S. COMMERCE AVENUE SEBRING, FLORIDA 33870		PANTHER PARKWAY FENCING PLAN		HORIZ. 1"=100' VERT. N/A	
DATE	BY	DESCRIPTION	DESIGNED BY:	IN CHARGE:				PROJECT NO.	REV.		
			CLINTON HOWERTON, P.E.	CLINTON HOWERTON, P.E.	09021	0					
			DRAWN BY: STACEY MAHONEY								
			CHECKED BY: CLINTON HOWERTON, P.E.								
			IN CHARGE: CLINTON HOWERTON, P.E.								
			DATE: 12/05/2019	APPROVED BY: CLINTON HOWERTON, JR., P.E.	DATE:						
				FLORIDA REGISTRATION NO.: 61021							

PLAN VIEW

SHEET 32 OF 48




REVISIONS		
DATE	BY	DESCRIPTION

FOR BIDDING

DESIGNED BY: CLINTON HOWERTON, P.E.
 DRAWN BY: STAGEY MAHONEY
 CHECKED BY: CLINTON HOWERTON, P.E.
 IN CHARGE: CLINTON HOWERTON, P.E.
 DATE: 12/05/2019

HIGHLANDS COUNTY ENGINEERING DEPARTMENT
 505 S. COMMERCE AVENUE
 SEBRING, FLORIDA 33870

APPROVED BY: CLINTON HOWERTON, JR., P.E.
 FLORIDA REGISTRATION NO.: 61021



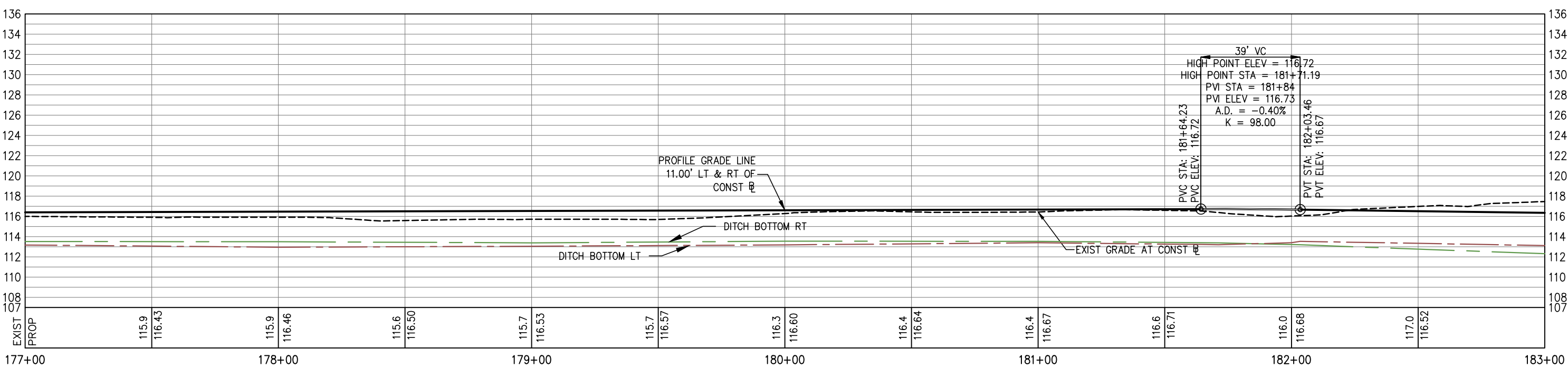
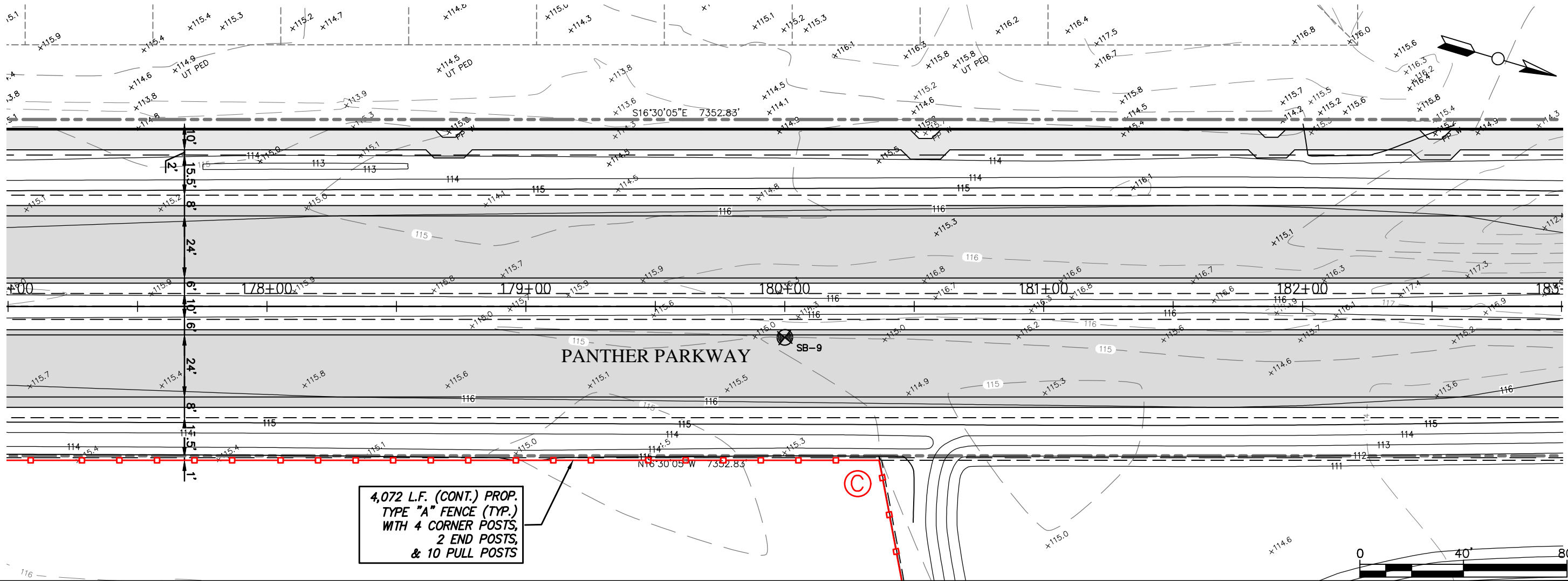
PANTHER PARKWAY FENCING PLAN

PLAN VIEW

HORIZ. 1"=100'
 VERT. N/A

PROJECT NO. 09021 REV. 0

SHEET 33 OF 48




REVISIONS		
DATE	BY	DESCRIPTION

FOR
BIDDING

DESIGNED BY: CLINTON HOWERTON, P.E.
 DRAWN BY: STACEY MAHONEY
 CHECKED BY: CLINTON HOWERTON, P.E.
 IN CHARGE: CLINTON HOWERTON, P.E.
 DATE: 12/05/2019

HIGHLANDS COUNTY
ENGINEERING DEPARTMENT
505 S. COMMERCE AVENUE
SEBRING, FLORIDA 33870

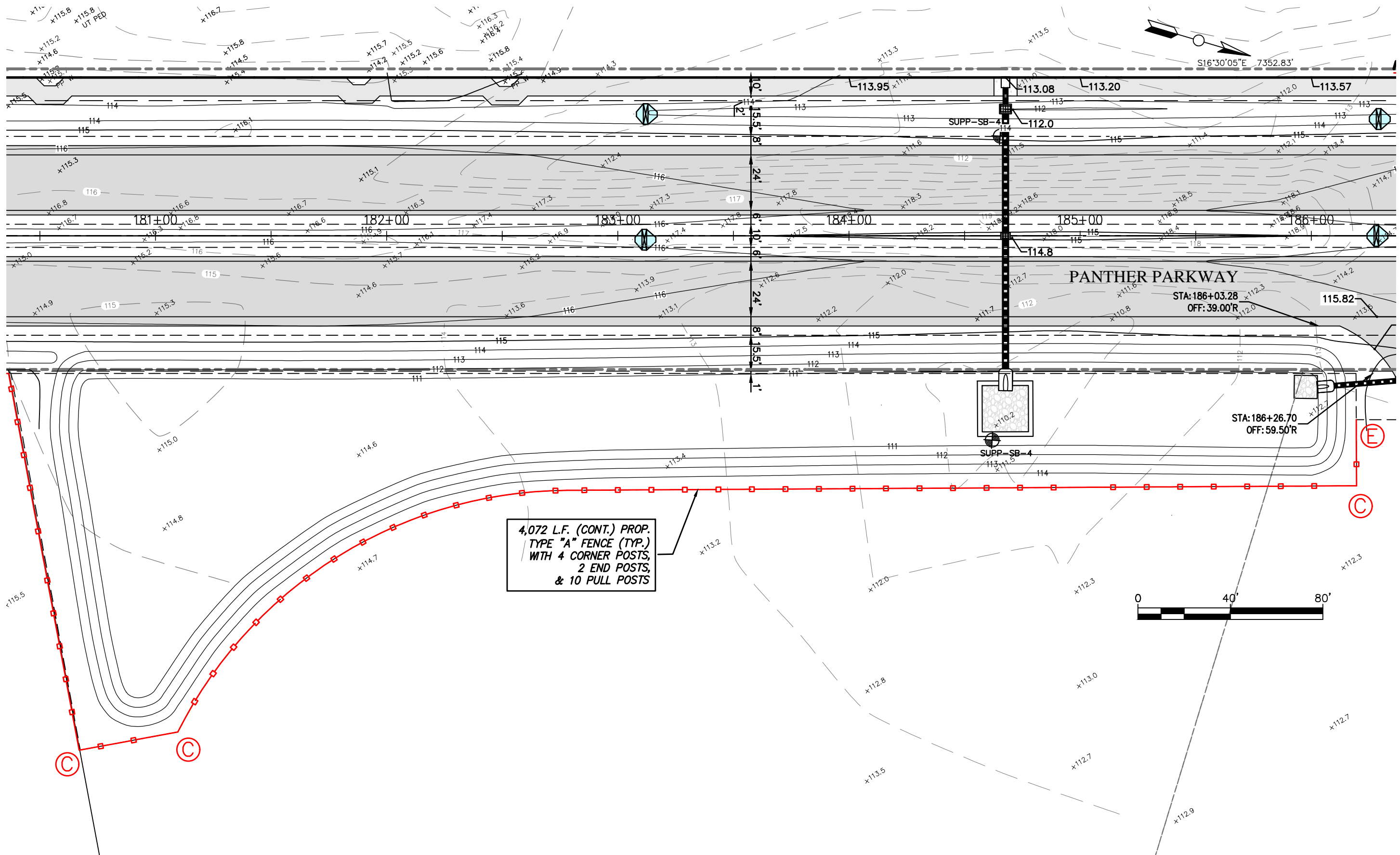
APPROVED BY: CLINTON HOWERTON, JR., P.E.
 FLORIDA REGISTRATION NO.: 61021



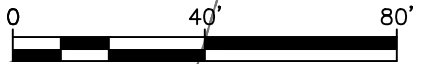
PANTHER PARKWAY
FENCING PLAN

PLAN VIEW

HORIZ. 1"=100'	
VERT. N/A	
PROJECT NO. 09021	REV. 0
SHEET 34 OF 48	



4,072 L.F. (CONT.) PROP.
 TYPE "A" FENCE (TYP.)
 WITH 4 CORNER POSTS,
 2 END POSTS,
 & 10 PULL POSTS



REVISIONS		
DATE	BY	DESCRIPTION

STATUS

FOR
BIDDING

DESIGNED BY:
CLINTON HOWERTON, P.E.

DRAWN BY:
STACEY MAHONEY

CHECKED BY:
CLINTON HOWERTON, P.E.

IN CHARGE:
CLINTON HOWERTON, P.E.


DATE:
12/05/2019

HIGHLANDS COUNTY
ENGINEERING DEPARTMENT

505 S. COMMERCE AVENUE
SEBRING, FLORIDA 33870

APPROVED BY: CLINTON HOWERTON, JR., P.E.
FLORIDA REGISTRATION NO.: 61021

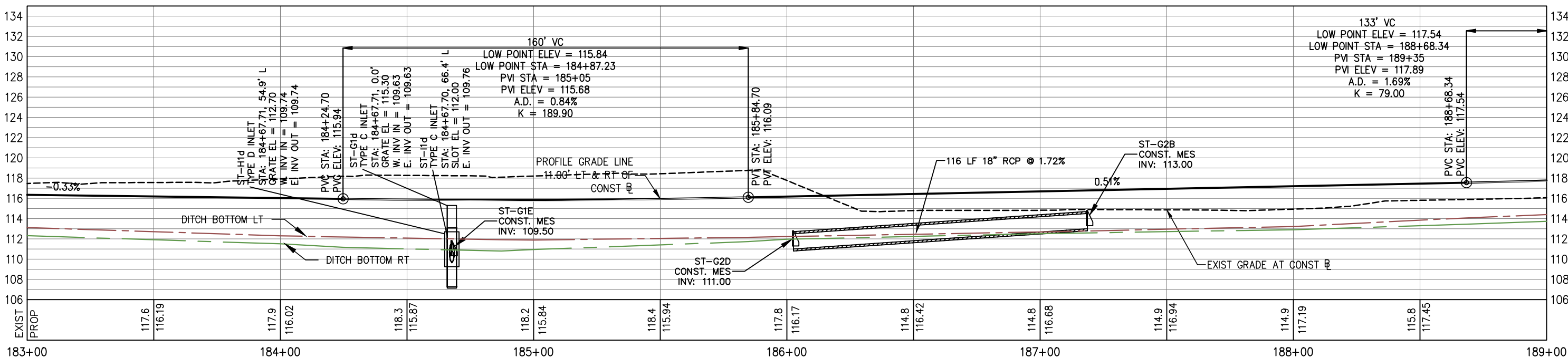
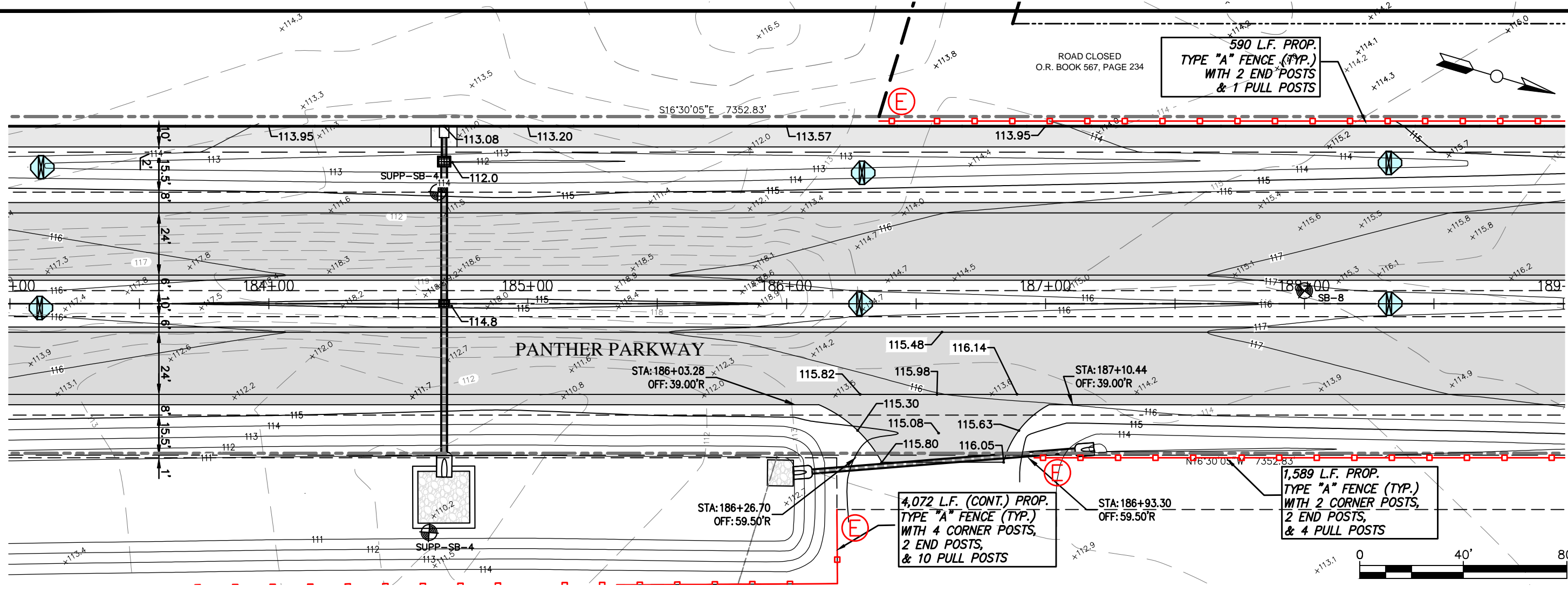
DATE:




PANTHER PARKWAY
FENCING PLAN

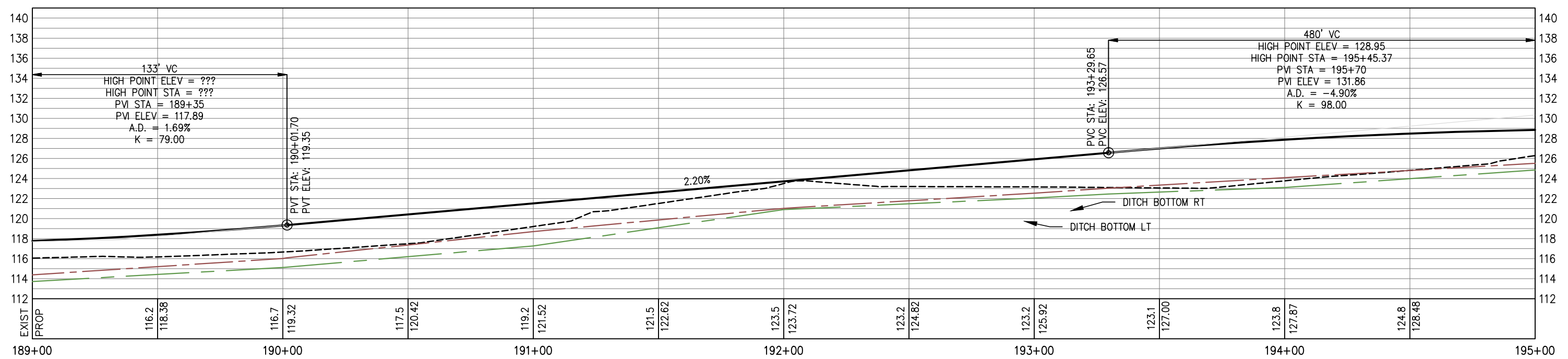
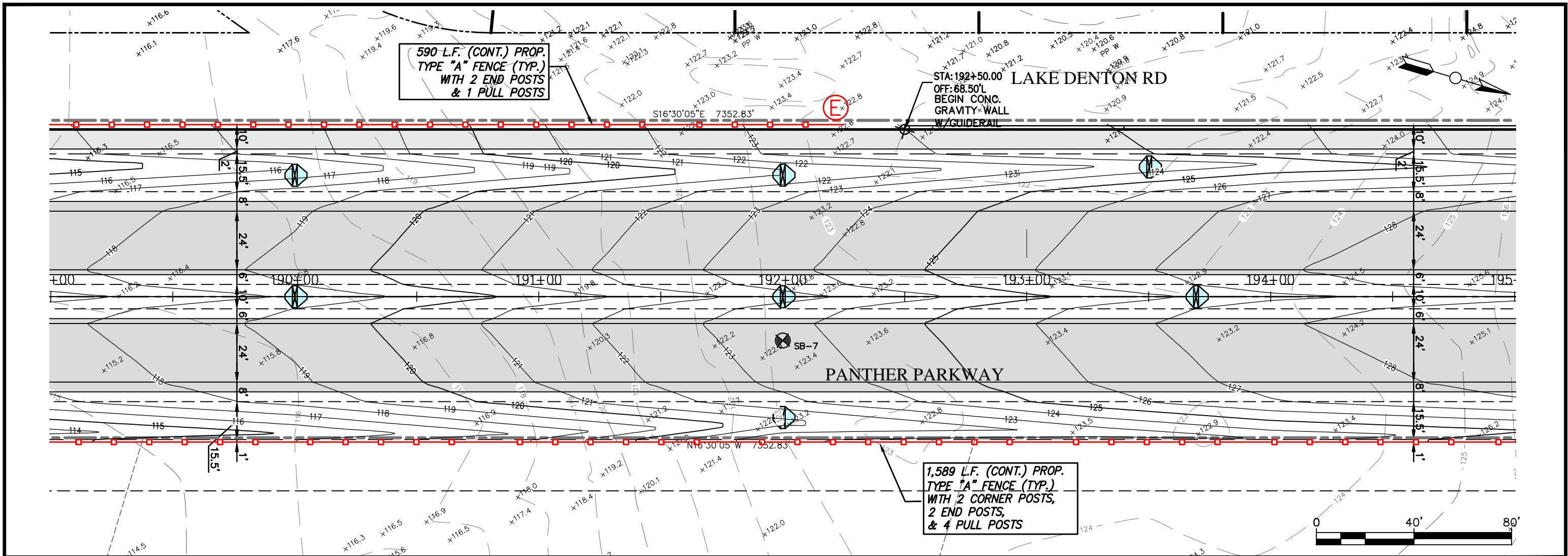
PLAN VIEW


HORIZ. 1"=100'	
VERT. N/A	
PROJECT NO. 09021	REV. 0
SHEET 35 OF 48	



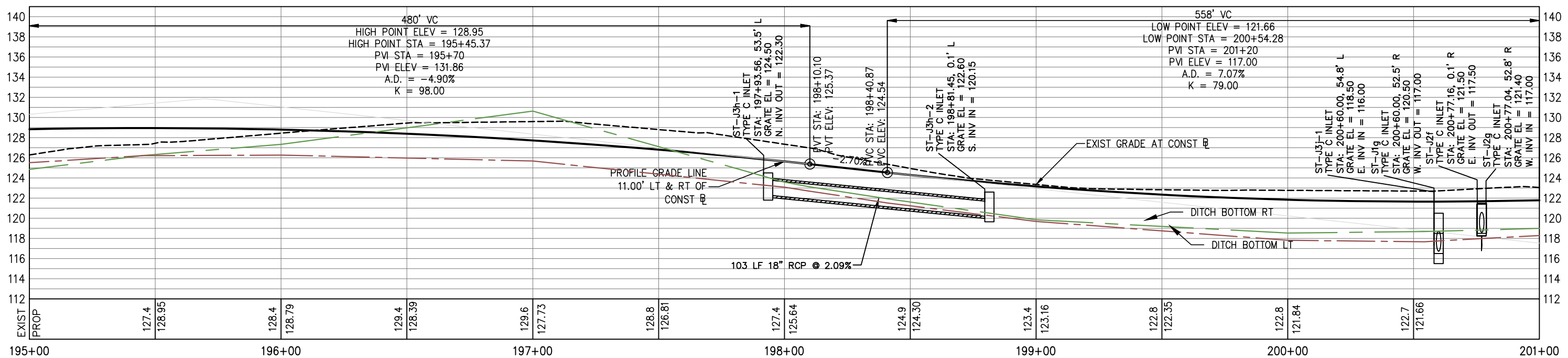
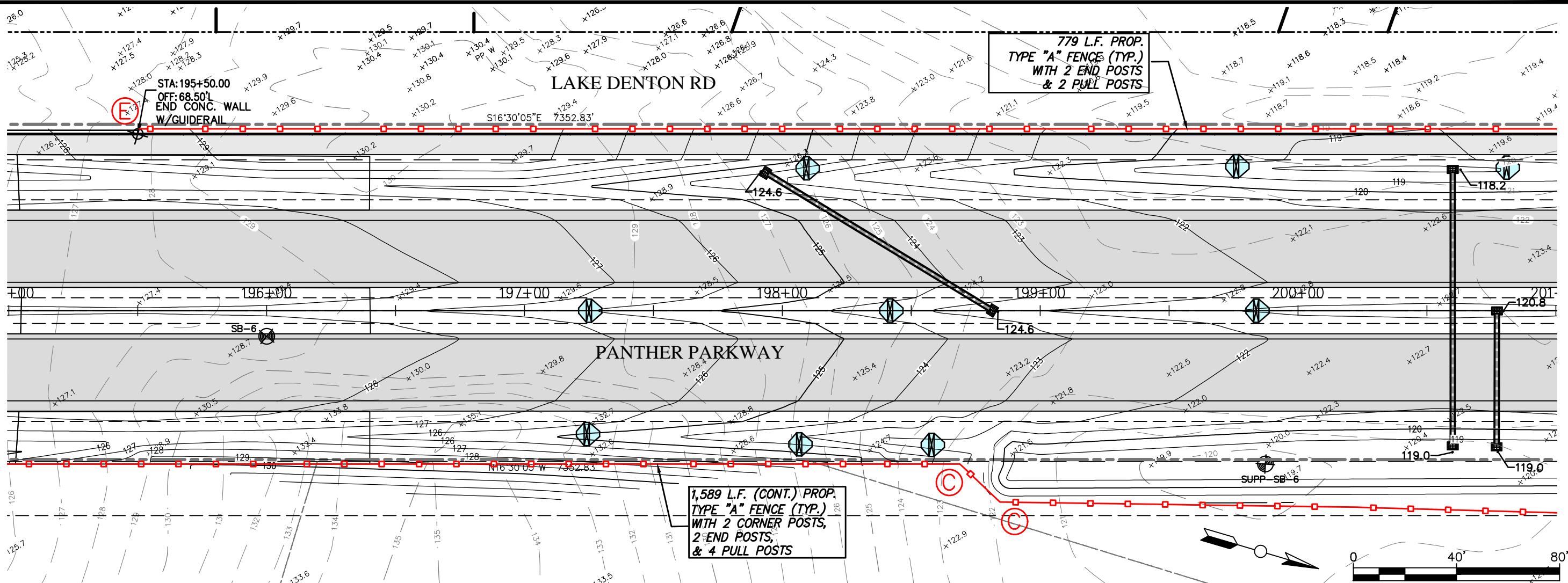
REVISIONS			STATUS	DESIGNED BY: CLINTON HOWERTON, P.E.	DRAWN BY: STACEY MAHONEY	CHECKED BY: CLINTON HOWERTON, P.E.	IN CHARGE: CLINTON HOWERTON, P.E.	DATE: 12/05/2019	APPROVED BY: CLINTON HOWERTON, JR., P.E.	DATE:	FLORIDA REGISTRATION NO.: 61021		PANTHER PARKWAY FENCING PLAN		HORIZ. 1"=100' VERT. N/A
DATE	BY	DESCRIPTION											PLAN VIEW		
			FOR BIDDING	HIGHLANDS COUNTY ENGINEERING DEPARTMENT 505 S. COMMERCE AVENUE SEBRING, FLORIDA 33870								PLAN VIEW		SHEET 36 OF 48	

G:\PROJECTS\Sebring Parkway Phase III\Fence BID\R&B Draft Docs\Fence Bid_Plan and Profile Sheets_FOR BIDDING.dwg, 36 PLAN, Mahoney, Stacey Colors As Black Except Gray Colors.ctb



REVISIONS			STATUS	DESIGNED BY: CLINTON HOWERTON, P.E.	DRAWN BY: STACEY MAHONEY	CHECKED BY: CLINTON HOWERTON, P.E.	IN CHARGE: CLINTON HOWERTON, P.E.	DATE: 12/05/2019	APPROVED BY: CLINTON HOWERTON, JR., P.E. FLORIDA REGISTRATION NO.: 61021	DATE:		PANTHER PARKWAY FENCING PLAN PLAN VIEW	HORIZ. 1"=100' VERT. N/A	PROJECT NO. 09021	REV. 0
DATE	BY	DESCRIPTION													
			FOR BIDDING												

G:\PROJECTS\Sebring Parkway Phase III\Fence Bid\RA6 Draft Docs\Fence Bid_Plan and Profile Sheets_FOR BIDDING.dwg, 37 PLAN, Mahoney, Stacey Colors As Black Except Gray Colors.ctb




REVISIONS		STATUS
DATE	DESCRIPTION	
		FOR BIDDING

**HIGHLANDS COUNTY
ENGINEERING DEPARTMENT**
505 S. COMMERCE AVENUE
SEBRING, FLORIDA 33870

DESIGNED BY: CLINTON HOWERTON, P.E.
DRAWN BY: STACEY MAHONEY
CHECKED BY: CLINTON HOWERTON, P.E.
IN CHARGE: CLINTON HOWERTON, P.E.
DATE: 12/05/2019

APPROVED BY: CLINTON HOWERTON, JR., P.E.
FLORIDA REGISTRATION NO.: 61021

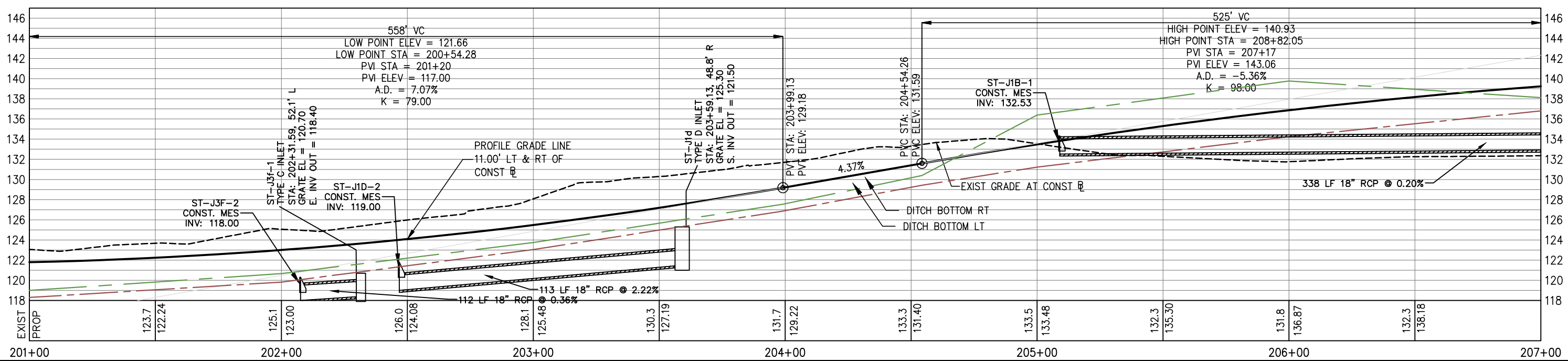
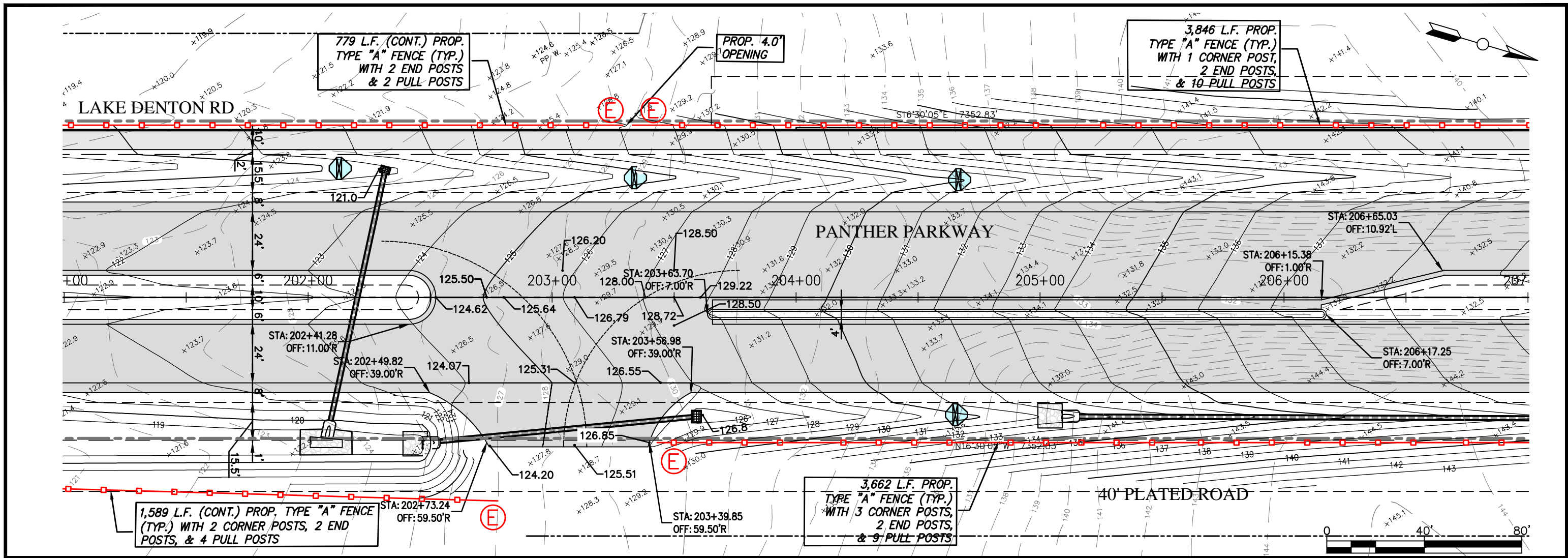


**PANTHER PARKWAY
FENCING PLAN**

PLAN VIEW

HORIZ. 1"=100'		REV. 0
VERT. N/A		
PROJECT NO. 09021	SHEET 38 OF 48	

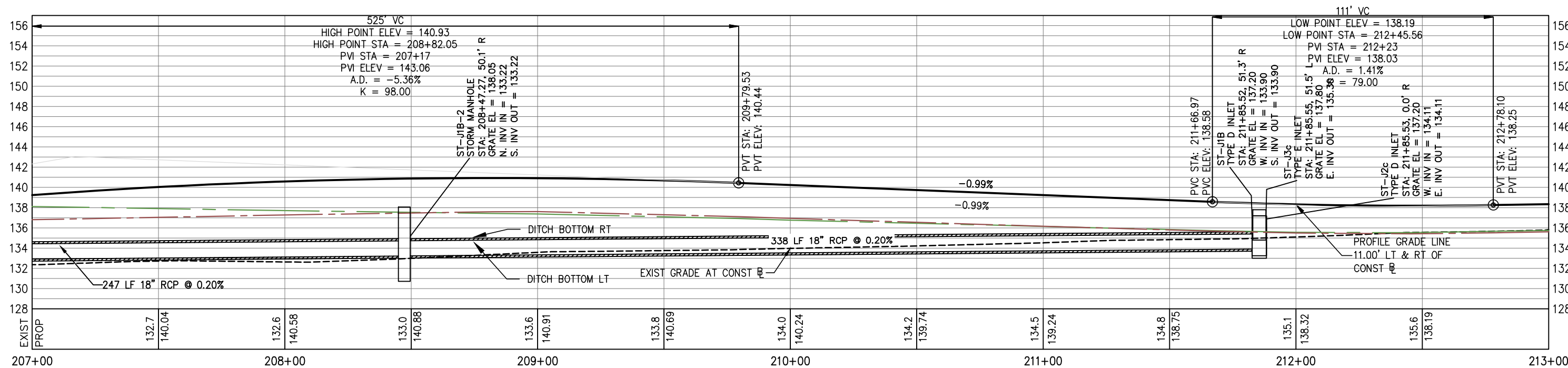
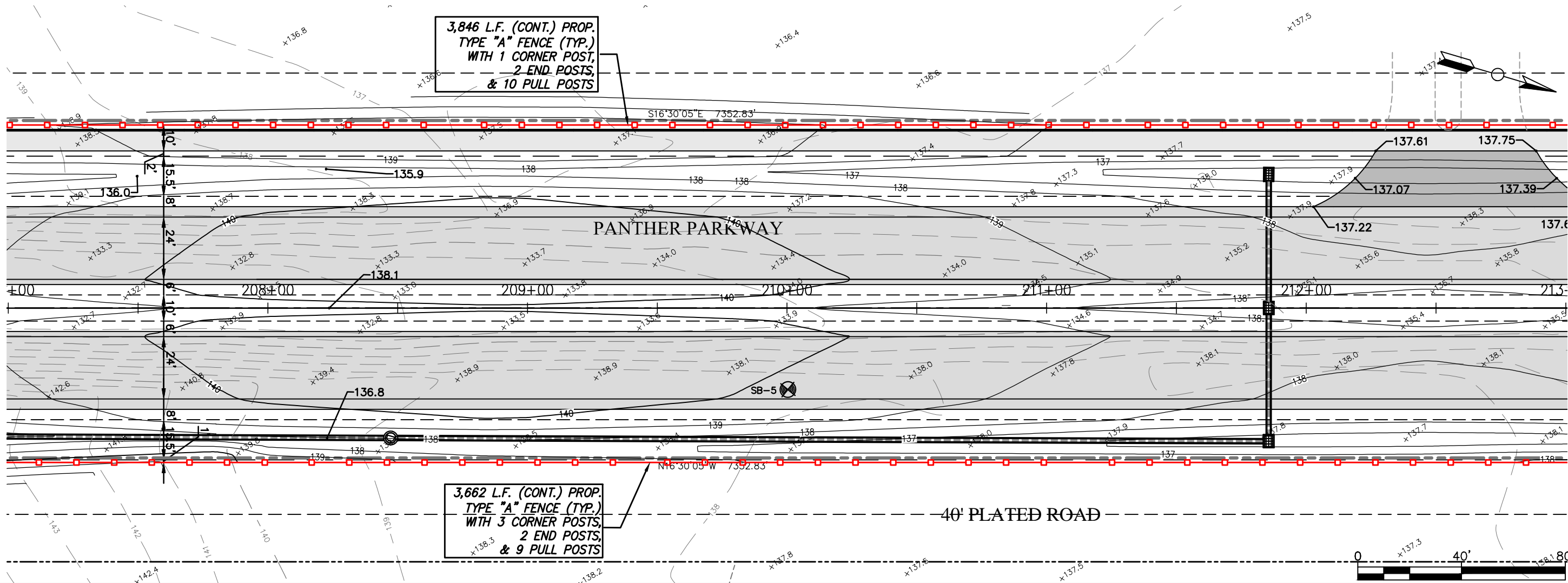
G:\PROJECTS\Sebring Parkway Phase III\Fence Bid\R&B Draft Docs\Fence Bid_Plan and Profile Sheets_FOR BIDDING.dwg, 38 PLAN, Mahoney, Stacey Colors As Black Except Gray Colors.ctb




REVISIONS		STATUS	DESIGNED BY:	HIGHLANDS COUNTY ENGINEERING DEPARTMENT 505 S. COMMERCE AVENUE SEBRING, FLORIDA 33870		PANTHER PARKWAY FENCING PLAN					
DATE	BY	DESCRIPTION	CLINTON HOWERTON, P.E.			APPROVED BY: CLINTON HOWERTON, JR., P.E. FLORIDA REGISTRATION NO.: 61021	DATE:	PLAN VIEW			
			DRAWN BY:					PROJECT NO. 09021 REV. 0	SHEET 39 OF 48		
			STACEY MAHONEY								
			CHECKED BY:								
			CLINTON HOWERTON, P.E.								
			IN CHARGE:								
			CLINTON HOWERTON, P.E.								
G:\PROJECTS\Sebring Parkway Phase III\Fence BID\R&B Draft Docs\Fence Bid_Plan and Profile Sheets_FOR BIDDING.dwg, 39 PLAN, Mahoney, Stacey Colors As Black Except Gray Colors.ctb			DATE:								
			12/05/2019								

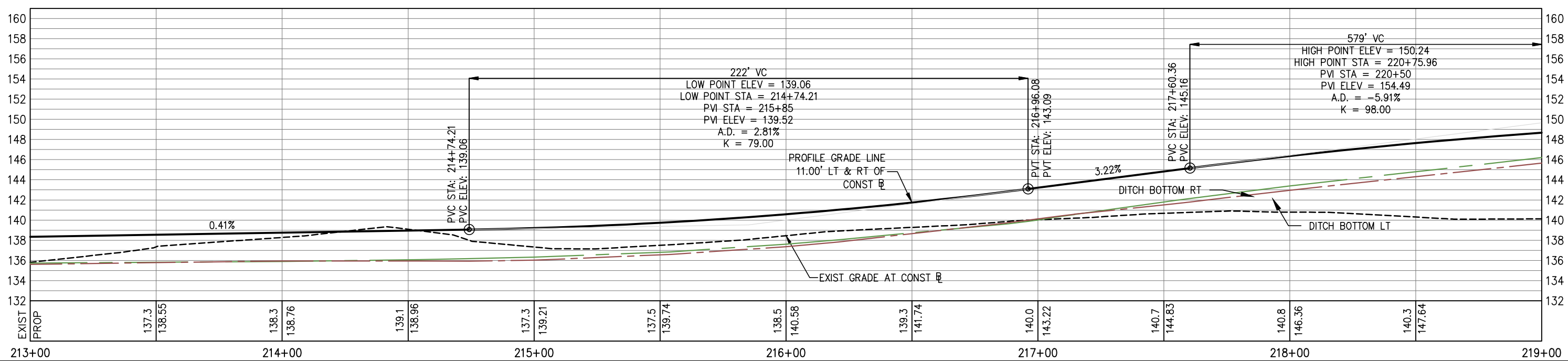
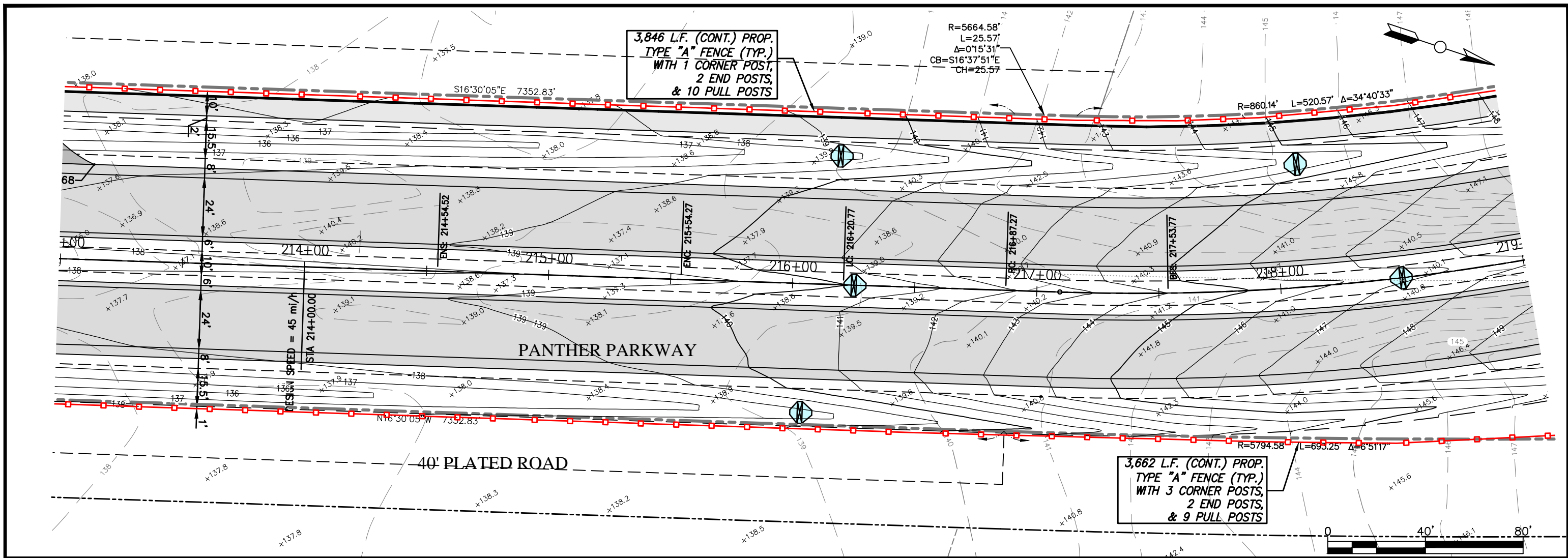
3,846 L.F. (CONT.) PROP.
TYPE "A" FENCE (TYP.)
WITH 1 CORNER POST,
2 END POSTS,
& 10 PULL POSTS

3,662 L.F. (CONT.) PROP.
TYPE "A" FENCE (TYP.)
WITH 3 CORNER POSTS,
2 END POSTS,
& 9 PULL POSTS



REVISIONS		STATUS	DESIGNED BY: CLINTON HOWERTON, P.E.	DRAWN BY: STACEY MAHONEY	CHECKED BY: CLINTON HOWERTON, P.E.	IN CHARGE: CLINTON HOWERTON, P.E.	DATE: 12/05/2019	APPROVED BY: CLINTON HOWERTON, JR., P.E.	DATE:	FLORIDA REGISTRATION NO.: 61021		HIGHLANDS COUNTY ENGINEERING DEPARTMENT 505 S. COMMERCE AVENUE SEBRING, FLORIDA 33870	PANTHER PARKWAY FENCING PLAN PLAN VIEW		HORIZ. 1"=100'	VERT. N/A
DATE	BY												DESCRIPTION	PROJECT NO. 09021	REV. 0	
													SHEET 40 OF 48			

G:\PROJECTS\Sebring Parkway Phase III\Fence BID\R&B Draft Docs\Fence Bid_Plan and Profile Sheets_FOR BIDDING.dwg, 40 PLAN, Mahoney, Stacey Colors As Black Except Gray Colors.ctb



REVISIONS			STATUS	
DATE	BY	DESCRIPTION		
			FOR BIDDING	

DESIGNED BY: CLINTON HOWERTON, P.E.
 DRAWN BY: STACEY MAHONEY
 CHECKED BY: CLINTON HOWERTON, P.E.
 IN CHARGE: CLINTON HOWERTON, P.E.
 DATE: 12/05/2019

HIGHLANDS COUNTY
ENGINEERING DEPARTMENT
 505 S. COMMERCE AVENUE
 SEBRING, FLORIDA 33870

PANTHER PARKWAY
FENCING PLAN

PLAN VIEW

HORIZ. 1"=100'
 VERT. N/A

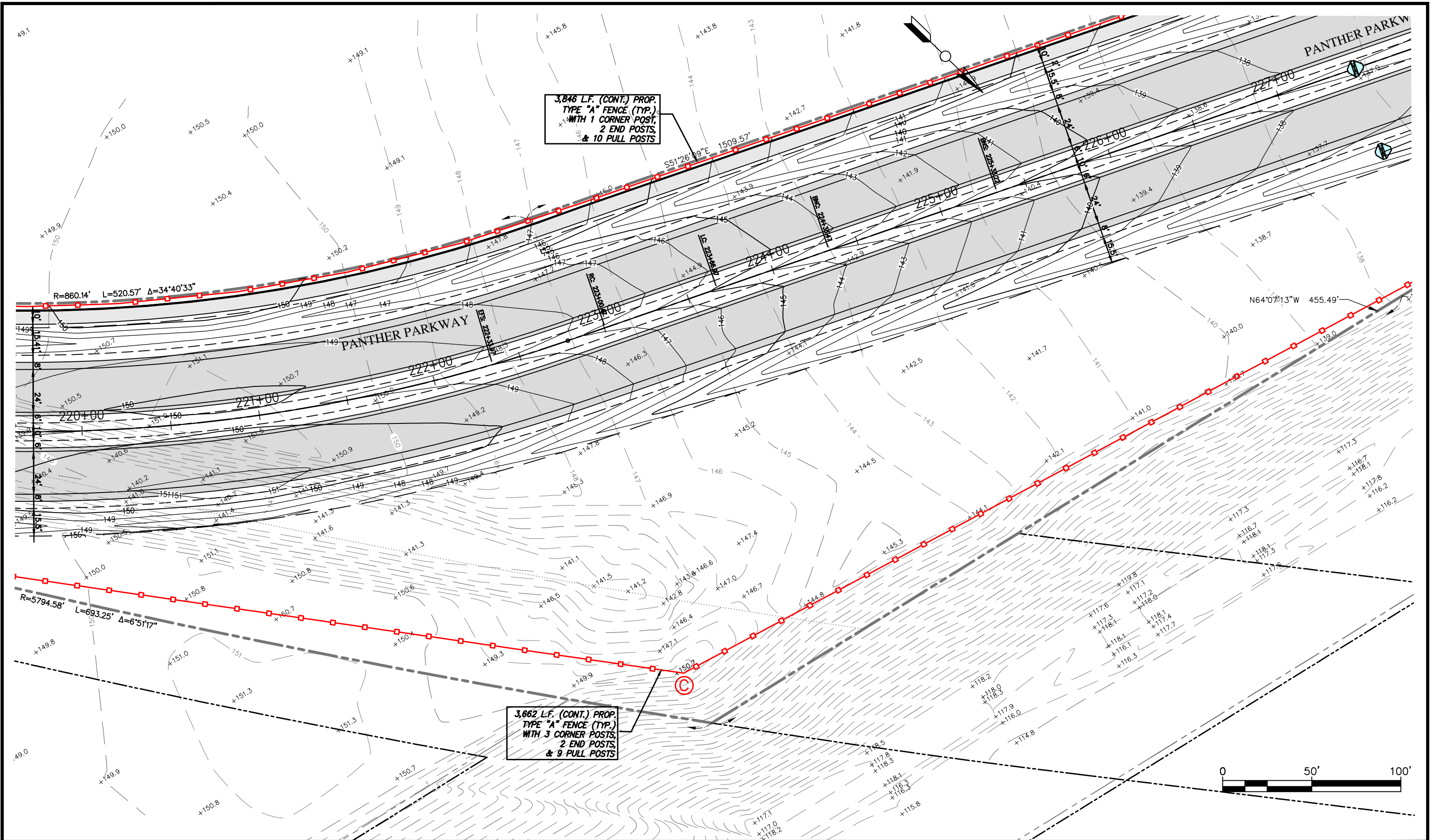
PROJECT NO. 09021

REV. 0

APPROVED BY: CLINTON HOWERTON, JR., P.E. DATE: _____
 FLORIDA REGISTRATION NO.: 61021

SHEET 41 OF 48

G:\PROJECTS\Sebring Parkway Phase III\Fence Bid\R&B Draft Docs\Fence Bid_Plan and Profile Sheets_FOR BIDDING.dwg, 41 PLAN, Mahoney, Stacey Colors As Black Except Gray Colors.ctb



3,846 L.F. (CONT.) PROP.
TYPE "A" FENCE (TYP.)
WITH 1 CORNER POST,
2 END POSTS,
& 10 PULL POSTS

3,662 L.F. (CONT.) PROP.
TYPE "A" FENCE (TYP.)
WITH 3 CORNER POSTS,
2 END POSTS,
& 9 PULL POSTS

REVISIONS		
DATE	BY	DESCRIPTION

STATUS
FOR BIDDING

DESIGNED BY:
CLINTON HOWERTON, P.E.

DRAWN BY:
STACEY MAHONEY

CHECKED BY:
CLINTON HOWERTON, P.E.

IN CHARGE:
CLINTON HOWERTON, P.E.

DATE:
12/05/2019

**HIGHLANDS COUNTY
ENGINEERING DEPARTMENT**

505 S. COMMERCE AVENUE
SEBRING, FLORIDA 33870

APPROVED BY: CLINTON HOWERTON, JR., P.E.
FLORIDA REGISTRATION NO.: 61021

DATE:

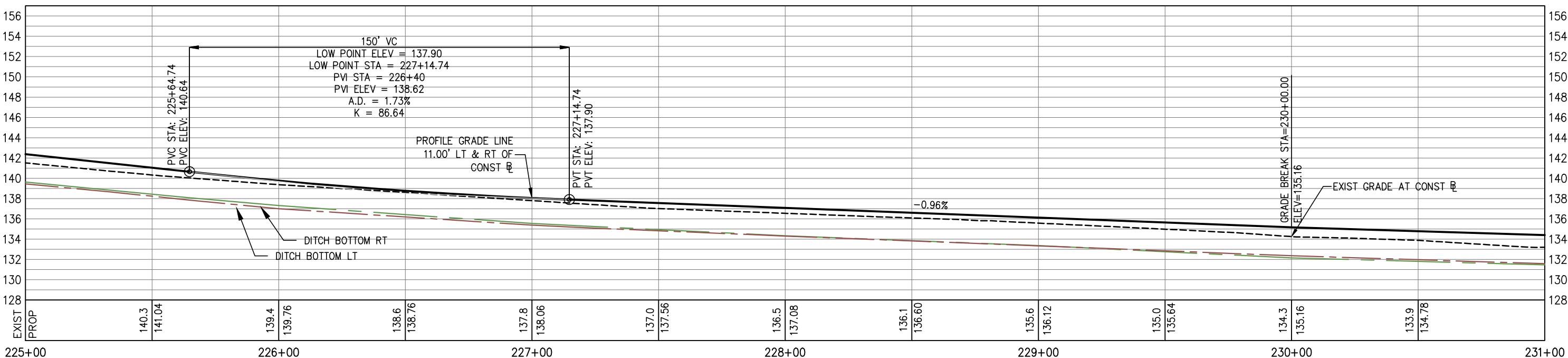
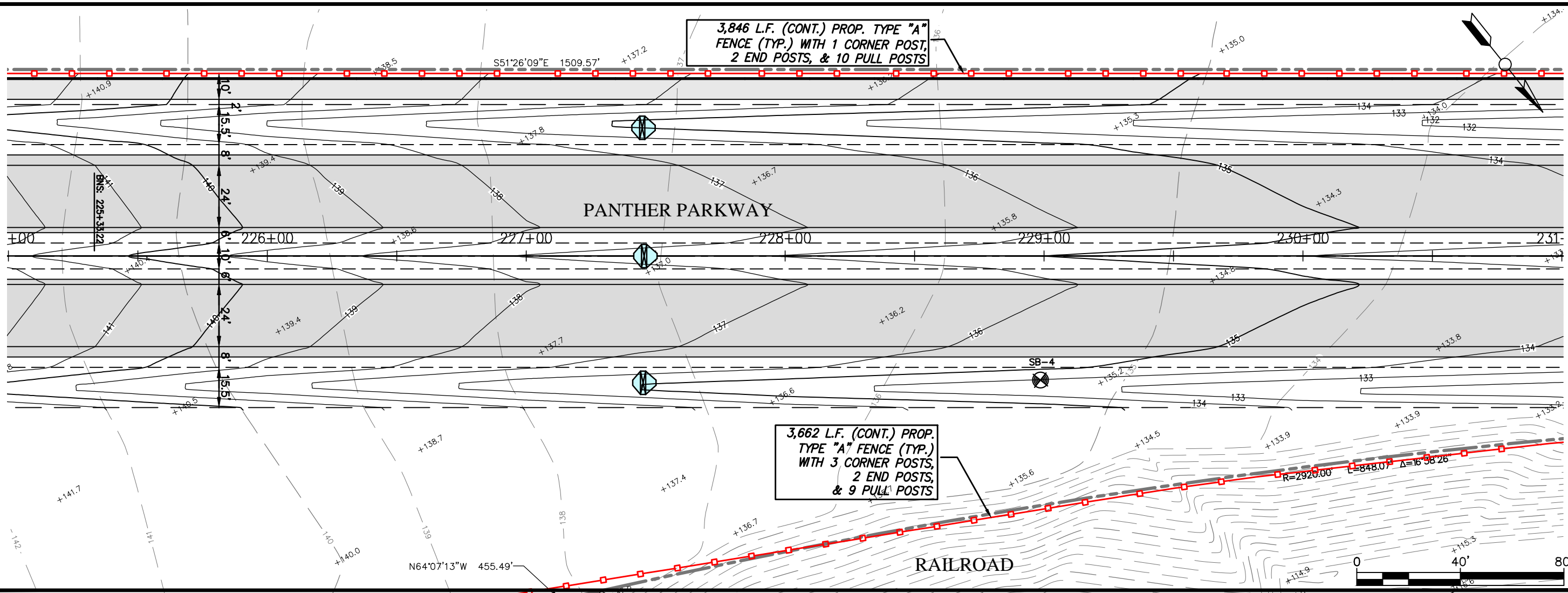


**PANTHER PARKWAY
FENCING PLAN**

PLAN VIEW

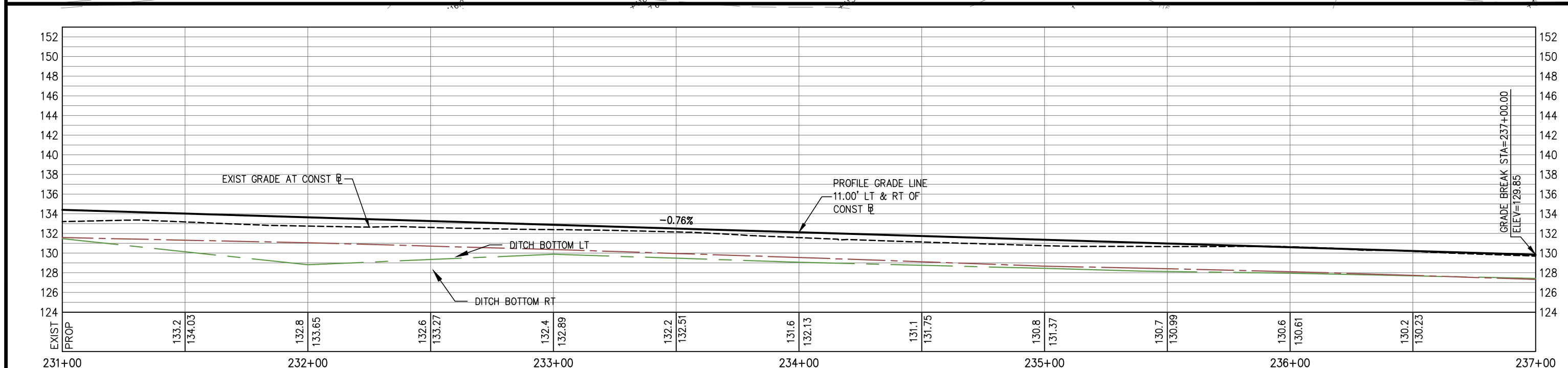
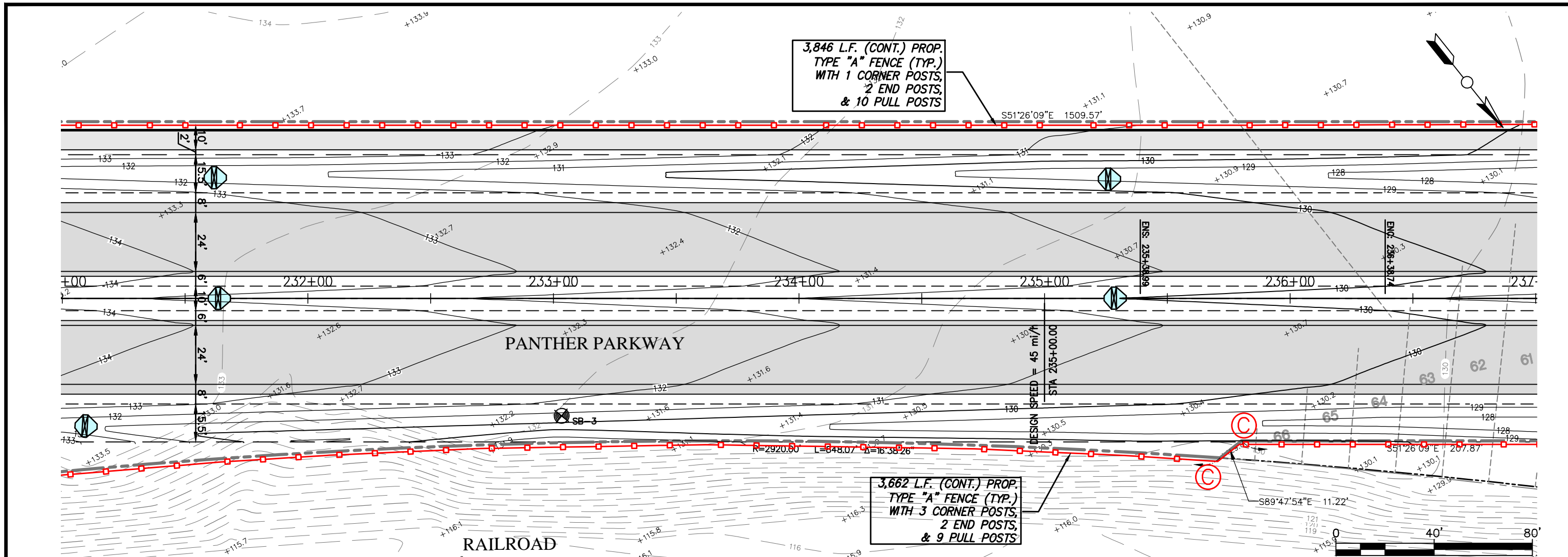
HORIZ. 1"=100'	
VERT. N/A	
PROJECT NO. 09021	REV. 0
SHEET 43 OF 48	


G:\PROJECTS\Sebring Parkway Phase III\Fence BID\R&B Draft Docs\Fence Bid_Plan and Profile Sheets_FOR BIDDING.dwg, 43 PLAN, Mahoney, Stacey Colors As Black Except Gray Colors.ctb



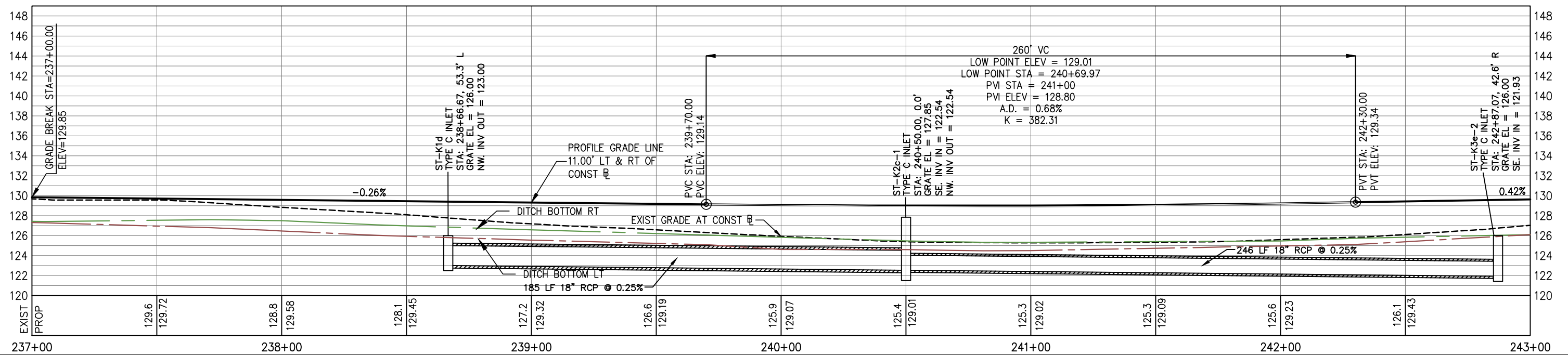
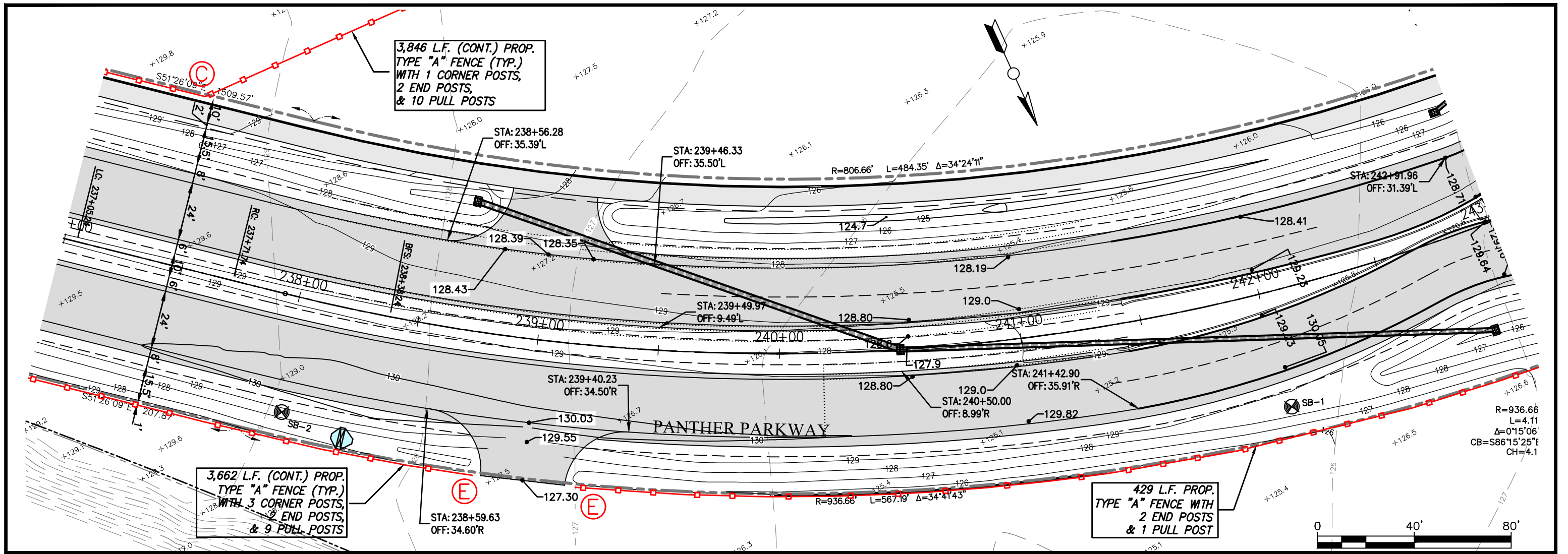
REVISIONS			STATUS		FOR BIDDING	HIGHLANDS COUNTY ENGINEERING DEPARTMENT 505 S. COMMERCE AVENUE SEBRING, FLORIDA 33870		PANTHER PARKWAY FENCING PLAN		HORIZ. 1"=100' VERT. N/A	
DATE	BY	DESCRIPTION						PROJECT NO.	REV.	PLAN VIEW	
						APPROVED BY: CLINTON HOWERTON, JR., P.E. FLORIDA REGISTRATION NO.: 61021				SHEET 44 OF 48	


G:\PROJECTS\Sebring Parkway Phase III\Fence Bid\R&B Draft Docs\Fence Bid_Plan and Profile Sheets_FOR BIDDING.dwg, 44 PLAN, Mahoney, Stacey Colors As Black Except Gray Colors.ctb



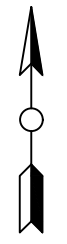
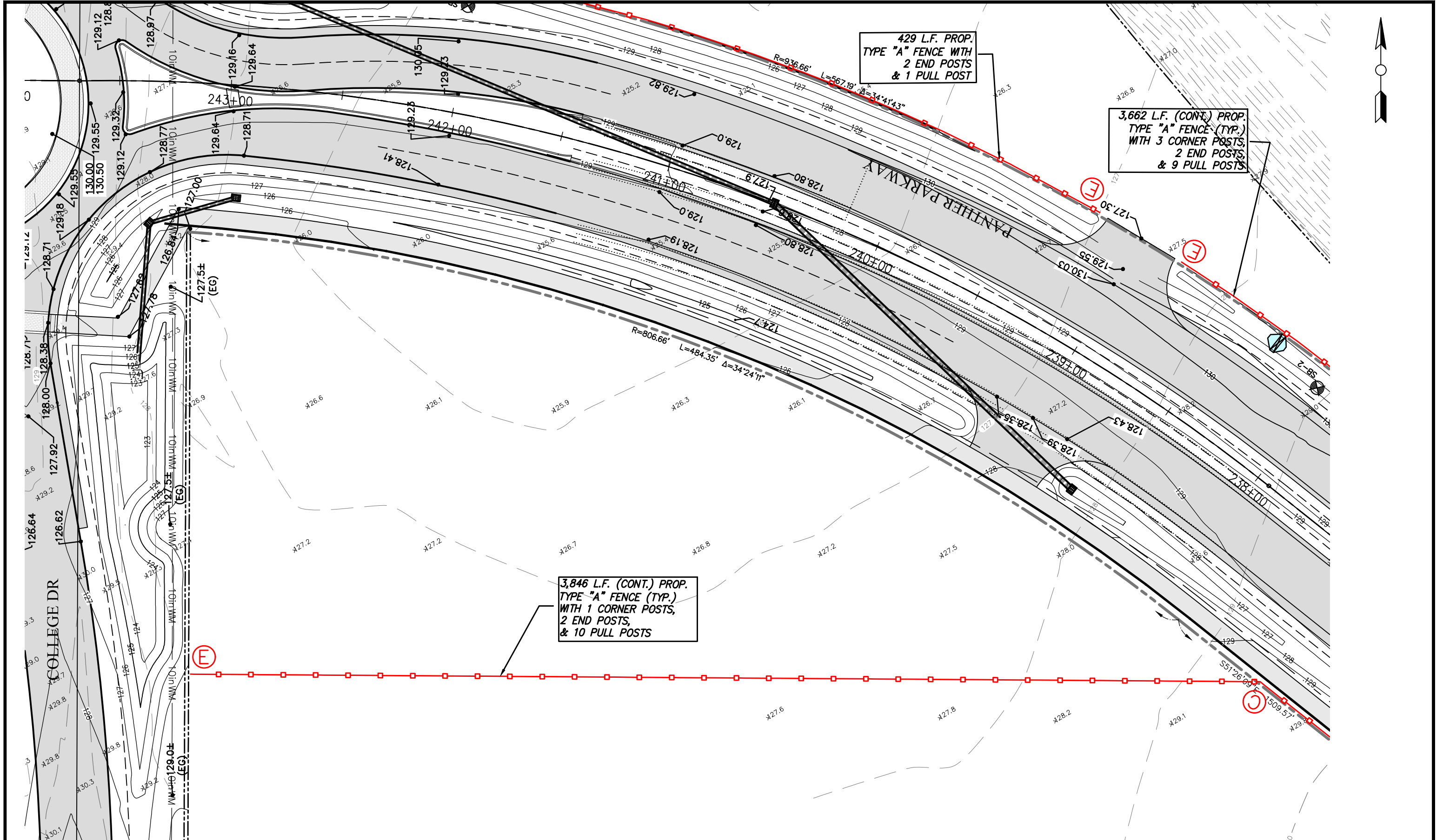
REVISIONS			STATUS		DESIGNED BY:		HIGHLANDS COUNTY ENGINEERING DEPARTMENT 505 S. COMMERCE AVENUE SEBRING, FLORIDA 33870		PANTHER PARKWAY FENCING PLAN		HORIZ. 1"=100'			
DATE	BY	DESCRIPTION	FOR BIDDING	CLINTON HOWERTON, P.E.	CLINTON HOWERTON, P.E.	APPROVED BY: CLINTON HOWERTON, JR., P.E.			REV. 0		PROJECT NO. 09021			
									DATE: 12/05/2019					SHEET 45 OF 48
									DATE:					
							FLORIDA REGISTRATION NO.: 61021							

G:\PROJECTS\Sebring Parkway Phase III\Fence BID\R&B Draft Docs\Fence Bid_Plan and Profile Sheets_FOR BIDDING.dwg, 45 PLAN, Mahoney, Stacey Colors As Black Except Gray Colors.ctb



REVISIONS			STATUS		DESIGNED BY: CLINTON HOWERTON, P.E.	DRAWN BY: STACEY MAHONEY	CHECKED BY: CLINTON HOWERTON, P.E.	IN CHARGE: CLINTON HOWERTON, P.E.	DATE: 12/05/2019	HIGHLANDS COUNTY ENGINEERING DEPARTMENT 505 S. COMMERCE AVENUE SEBRING, FLORIDA 33870		APPROVED BY: CLINTON HOWERTON, JR., P.E. FLORIDA REGISTRATION NO.: 61021	DATE:		PANTHER PARKWAY FENCING PLAN		HORIZ. 1"=100' VERT. N/A	PROJECT NO. 09021	REV. 0
DATE	BY	DESCRIPTION	FOR BIDDING							PLAN VIEW					SHEET 46 OF 48				

G:\PROJECTS\Sebring Parkway Phase III\Fence BID\R&B Draft Docs\Fence Bid_Plan and Profile Sheets_FOR BIDDING.dwg, 46 PLAN, Mahoney, Stacey Colors As Black Except Gray Colors.ctb



REVISIONS	
DATE	DESCRIPTION


**FOR
BIDDING**

DESIGNED BY:
CLINTON HOWERTON, P.E.
DRAWN BY:
STACEY MAHONEY
CHECKED BY:
CLINTON HOWERTON, P.E.
IN CHARGE:
CLINTON HOWERTON, P.E.
DATE:
12/05/2019

**HIGHLANDS COUNTY
ENGINEERING DEPARTMENT**
505 S. COMMERCE AVENUE
SEBRING, FLORIDA 33870

APPROVED BY: CLINTON HOWERTON, JR., P.E.
FLORIDA REGISTRATION NO.: 61021

DATE: _____

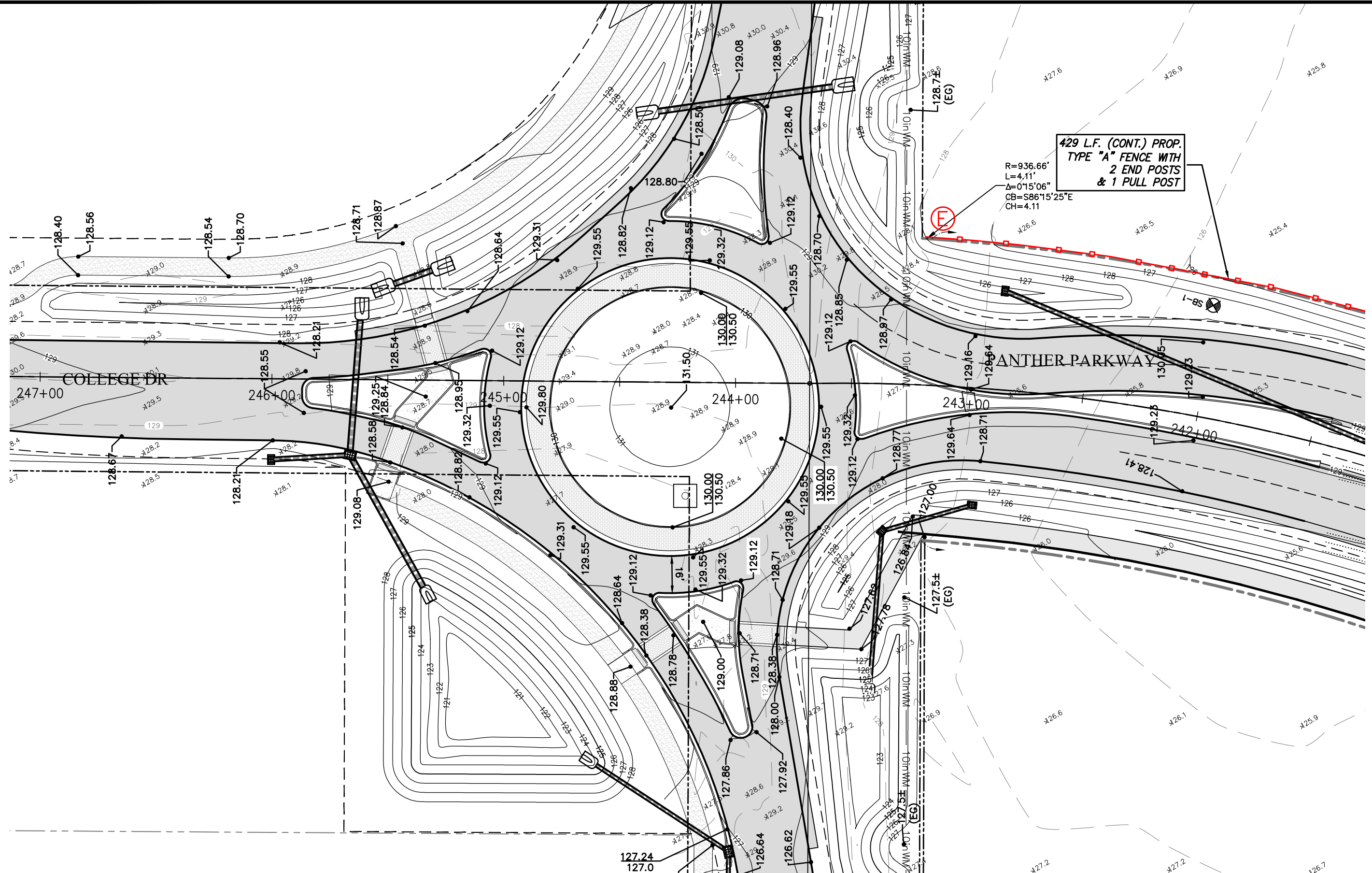
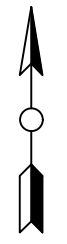


**PANTHER PARKWAY
FENCING PLAN**

PLAN VIEW

HORIZ. 1"=100'	VERT. N/A
PROJECT NO. 09021	REV. 0
SHEET 47 OF 48	

G:\PROJECTS\Sebring Parkway Phase III\Fence Bid\R&B Draft Docs\Fence Bid_Plan and Profile Sheets_FOR BIDDING.dwg, 47 PLAN, Mahoney, Stacey Colors As Black Except Gray Colors.ctb




REVISIONS		STATUS
DATE	DESCRIPTION	
		FOR BIDDING

DESIGNED BY: CLINTON HOWERTON, P.E.
 DRAWN BY: STACEY MAHONEY
 CHECKED BY: CLINTON HOWERTON, P.E.
 IN CHARGE: CLINTON HOWERTON, P.E.
 DATE: 12/05/2019

**HIGHLANDS COUNTY
 ENGINEERING DEPARTMENT**
 505 S. COMMERCE AVENUE
 SEBRING, FLORIDA 33870

APPROVED BY: CLINTON HOWERTON, JR., P.E.
 FLORIDA REGISTRATION NO.: 61021



**PANTHER PARKWAY
 FENCING PLAN**

PLAN VIEW

HORIZ. 1"=100'	
VERT. N/A	
PROJECT NO. 09021	REV. 0
SHEET 48 OF 48	

G:\PROJECTS\Sebring Parkway Phase III\Fence Bid\R&B Draft Docs\Fence Bid_Plan and Profile Sheets_FOR BIDDING.dwg, 48 PLAN, Mahoney, Stacey Colors As Black Except Gray Colors.ctb