

MARTIN CTY SCH DIST - All Plans and Locations

Monthly Claims Summary - Date Completed

July 2016 to June 2017



			030147		
			# Claims	Amt Billed	Amt Paid
030147: MARTIN CTY SCH DIST	2016	July 2016	238	72,724.54	20,190.29
		August 2016	335	97,861.42	27,148.35
		September 2016	220	58,627.63	18,795.35
		October 2016	159	41,471.41	12,564.00
		November 2016	179	51,892.32	15,794.11
		December 2016	183	50,923.14	14,972.16
		Total	1,314	373,500.46	109,464.26
	2017	January 2017	215	58,986.32	18,397.11
		February 2017	159	38,861.21	12,747.32
		March 2017	184	54,660.99	16,019.34
		April 2017	154	41,900.34	12,442.88
		May 2017	216	60,465.48	17,396.67
		June 2017	203	54,740.33	17,261.83
		Total	1,131	309,614.67	94,265.15
	Total		2,445	683,115.13	203,729.41
Total			2,445	\$683,115.13	\$203,729.41

MEMBERSHIP BY MONTH - MARTIN COUNTY SCHOOL DISTRICT

Membership Date Range July 2016 to June 2017



	Employee			Dependent			Total
	EO	EF	Total	EO	EF	Total	
July 2016	1,971	781	2,752	148	1,607	1,755	4,503
August 2016	1,971	781	2,752	148	1,612	1,760	4,508
September 2016	1,915	767	2,682	150	1,567	1,717	4,395
October 2016	2,018	790	2,808	157	1,616	1,773	4,577
November 2016	2,025	793	2,818	160	1,626	1,786	4,601
December 2016	2,026	785	2,811	163	1,606	1,769	4,577
January 2017	2,039	784	2,823	153	1,599	1,752	4,567
February 2017	2,027	781	2,808	153	1,593	1,746	4,547
March 2017	2,024	785	2,809	152	1,606	1,758	4,560
April 2017	2,024	783	2,807	155	1,611	1,766	4,566
May 2017	2,016	784	2,800	149	1,610	1,759	4,552
June 2017	2,004	777	2,781	149	1,598	1,747	4,521

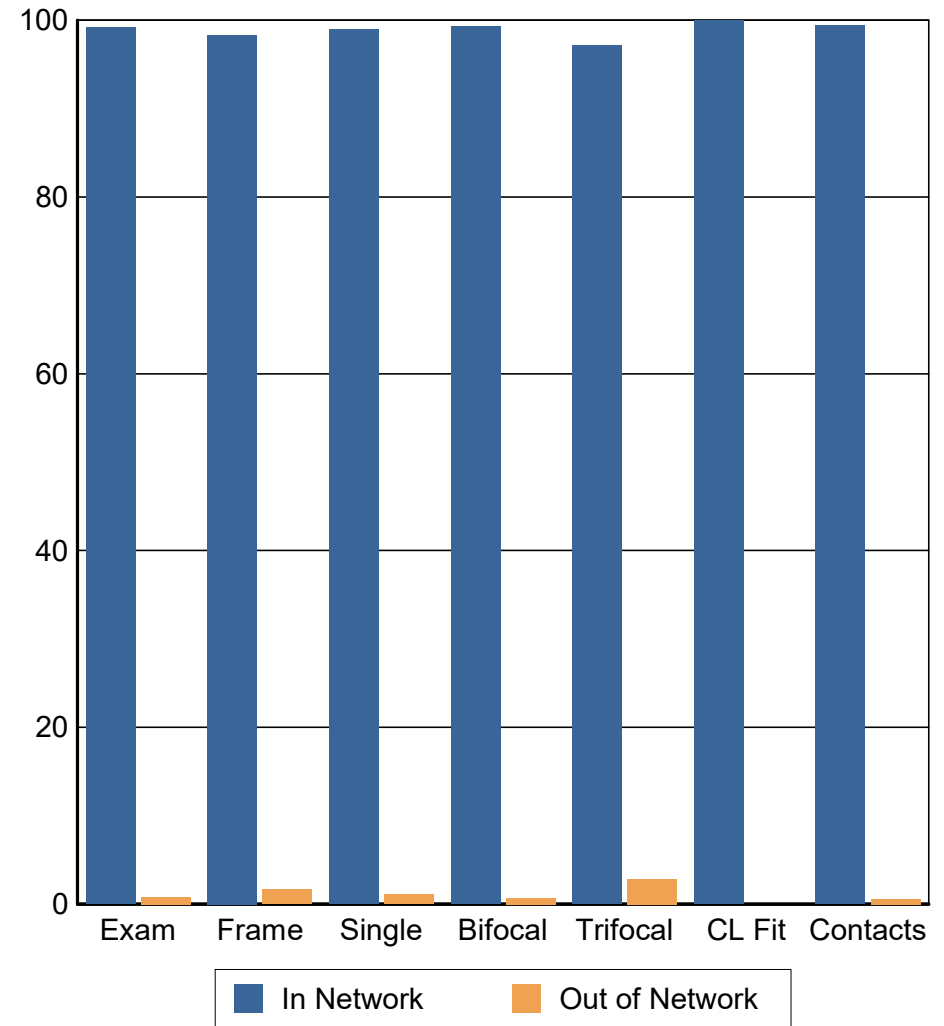


MARTIN CTY SCH DIST - All Plans and Locations

Member Utilization Report

Date Range: 7/1/2016 to 6/30/2017

		In Network	Out of Network	Total
Exam	# Claims	1,668	13	1,681
	# Members	1,605	13	1,616
	% Network	99.23	0.77	100%
	AMT_BILLED	\$90.76	\$111.97	\$90.88
	AMT_PAID	\$26.49	\$12.23	\$26.41
Frame	# Claims	808	14	822
	# Members	776	14	789
	% Network	98.30	1.70	100%
	AMT_BILLED	\$156.61	\$128.32	\$155.96
	AMT_PAID	\$59.95	\$34.21	\$59.36
Single	# Claims	459	5	464
	# Members	449	5	454
	% Network	98.92	1.08	100%
	AMT_BILLED	\$68.82	\$92.25	\$69.10
	AMT_PAID	\$25.39	\$14.50	\$25.26
Bifocal	# Claims	142	1	143
	# Members	133	1	134
	% Network	99.30	0.70	100%
	AMT_BILLED	\$105.60	\$150.00	\$105.89
	AMT_PAID	\$36.93	\$0.00	\$36.69
Trifocal	# Claims	374	11	385
	# Members	355	11	365
	% Network	97.14	2.86	100%
	AMT_BILLED	\$172.37	\$163.46	\$172.07
	AMT_PAID	\$47.15	\$37.86	\$46.83
CL Fit	# Claims	591	0	591
	# Members	561	0	561
	% Network	100.00	0.00	100%
	AMT_BILLED	\$65.99	\$0.00	\$65.99
	AMT_PAID	\$18.05	\$0.00	\$18.05
Contacts	# Claims	515	3	518
	# Members	480	2	482
	% Network	99.42	0.58	100%
	AMT_BILLED	\$150.71	\$251.33	\$151.26
	AMT_PAID	\$83.80	\$33.33	\$83.53
Total	# Claims	2,411	24	2,435
	# Members	1,816	21	1,828
	% Network	99.01	0.99	100%
	AMT_BILLED	\$109.08	\$136.42	\$109.37
	AMT_PAID	\$38.49	\$27.25	\$38.37



Billed = all billed services. Includes claims paid July 2016 to June 2017. Member Reimbursements are included.

Copyright 2019 © Superior Vision Services, Inc.
Confidential & Privileged

Please note that this report reflects billed claims for the specified group and time period. This is not an indicator of actual experience due to the timing of claim submissions, the application of contractual discounts, and applied administrative expenses. The data should not be used in assessing a specific loss ratio of a client.

10/21/2019 14:10:56

MARTIN CTY SCH DIST - All Plans and Locations

Top 35 Providers Report

Defined Date Range: 7/1/2016 to 6/30/2017



NPI		Vision Service Provider	Claims	Members	\$ Billed	\$ Paid	Top 35 Locations Utilized		
1720087737	1	FLORIDA VISION OPTIQUE INC	402 17%	328 18%	138,271	33,543 In-Network	STUART, FL	PORT SAINT LUCIE, FL	
1932299807	2	DR STEPHEN B ALLISON	255 11%	232 13%	67,626	24,150 In-Network	PALM CITY, FL		
1104013069	3	BRAD J WARONICKI, OD PA	211 9%	171 9%	71,123	20,573 In-Network	STUART, FL		
1912091117	4	WALMART	186 8%	185 10%	36,749	21,342 In-Network	PORT SAINT LUCIE, FL	STUART, FL	JUPITER, FL
1497708515	5	STUART EYE INSTITUTE	126 5%	73 4%	36,726	6,658 In-Network	STUART, FL	PORT SAINT LUCIE, FL	
1942367396	6	LENSCRAFTERS	95 4%	81 4%	32,414	8,859 In-Network	VARIOUS		
1407881337	7	DANIEL M. DURANTE, OD	89 4%	81 4%	28,374	10,017 In-Network	JENSEN BEACH, FL		
1023187887	8	DAVID A GARFIELD	87 4%	78 4%	25,747	10,247 In-Network	HOBE SOUND, FL		
1437428232	9	ANDREA E CARTER OD, PA	81 3%	79 4%	13,822	3,972 In-Network	STUART, FL		
1881642924	10	OCEAN OPTICAL PLLC	79 3%	64 4%	28,026	6,693 In-Network	STUART, FL		
1922007483	11	CHARLES SUIVSKI OD	70 3%	65 4%	14,745	5,485 In-Network	STUART, FL		
1750502266	12	COLEAN SERVICES INC	54 2%	52 3%	3,478	2,608 In-Network	PORT SAINT LUCIE, FL		
1205843760	13	MICHAEL J GOLDBERG OD PA	53 2%	46 3%	7,750	3,038 In-Network	JENSEN BEACH, FL	VERO BEACH, FL	
1598797110	14	GLENN VALLETTA OD	51 2%	45 2%	10,481	5,063 In-Network	STUART, FL		
1851302020	15	DR LEO EDELSBERG & ASSOCIATES	45 2%	41 2%	14,080	4,684 In-Network	JENSEN BEACH, FL		
1407830730	16	OSCEOLA OPTIQUE	37 2%	29 2%	15,337	3,735 In-Network	JENSEN BEACH, FL		
1356733026	17	MACARIUS MAX AND DANIEL LLC	34 1%	29 2%	9,691	2,778 In-Network	STUART, FL	JUPITER, FL	TALLAHASSEE, FL
1114911096	18	ROBERT ARICK	32 1%	30 2%	9,042	3,899 In-Network	STUART, FL		
1407069461	19	SCHMIDT'S OPTICAL	29 1%	29 2%	12,080	2,363 In-Network	STUART, FL		
1942372917	20	CARL PIZZARELLO OD, INC	26 1%	25 1%	2,267	1,086 In-Network	PORT SAINT LUCIE, FL		
1881889251	21	SHANNON CLARK, OD, P.A.	22 1%	17 1%	7,092	1,825 In-Network	FORT PIERCE, FL		
1811099518	22	GEOFFREY M FARMER OD	21 1%	20 1%	1,674	969 In-Network	JENSEN BEACH, FL		
1386658821	23	ST LUCIE EYE ASSOCIATES MD, PA	21 1%	16 1%	4,305	1,408 In-Network	PORT SAINT LUCIE, FL	FORT PIERCE, FL	
1497137582	24	WILLIAM A OLIVOS OD PA	20 1%	18 1%	6,572	2,023 In-Network	PORT SAINT LUCIE, FL	FORT PIERCE, FL	
1972891190	25	NATIONAL VISION INC	18 1%	15 1%	4,920	1,473 In-Network	PORT SAINT LUCIE, FL	PALM BEACH GARDENS, FL	MOBILE, AL
1700957313	26	DR. ALAN H. SIEGEL, OD PA	17 1%	16 1%	6,403	2,153 In-Network	PORT SAINT LUCIE, FL		
1821197302	27	SAM'S CLUB	16 1%	16 1%	4,264	1,930 In-Network	PORT SAINT LUCIE, FL	WEST PALM BEACH, FL	
1801810940	28	USV OPTICAL INC	16 1%	16 1%	3,544	1,657 In-Network	JENSEN BEACH, FL	BRANDON, FL	GAINESVILLE, FL

Billed = all billed services. Includes all claims paid July 2016 to June 2017 Member Reimbursements are not included.

030147 Combined 030147

Copyright 2019 © Superior Vision Services, Inc.
Confidential & Privileged

Please note that this report reflects billed claims for the specified group and time period. This is not an indicator of actual experience due to the timing of claim submissions, the application of contractual discounts, and applied administrative expenses. The data should not be used in assessing a specific loss ratio of a client.

10/21/2019 14:11.11

MARTIN CTY SCH DIST - All Plans and Locations

Top 35 Providers Report

Defined Date Range: 7/1/2016 to 6/30/2017



NPI		Vision Service Provider	Claims	Members	\$ Billed	\$ Paid	Top 35 Locations Utilized
1508962762	29	LC ERBE OD PA	15 1%	13 1%	2,511	1,366 In-Network	PORT SAINT LUCIE, FL
1821019290	30	ENVISION EYECARE + OPTIQUE	14 1%	8 0%	4,190	975 In-Network	PORT SAINT LUCIE, FL
1629120456	31	JEFFREY D HIXENBAUGH OD PA	9 0%	8 0%	1,190	420 In-Network	PALM BEACH GARDENS, FL
1912919994	32	LAURIE S MCCONNELL OD, PA	9 0%	7 0%	2,173	815 In-Network	TEQUESTA, FL
1679624308	33	PAUL B MOLL OD LLC	9 0%	9 0%	3,215	969 In-Network	FORT PIERCE, FL
1215961891	34	EYE & EAR OF JUPITER LLC	8 0%	5 0%	830	290 In-Network	JUPITER, FL
1801881354	35	VERA G DEMASI PA	7 0%	7 0%	456	272 In-Network	PORT SAINT LUCIE, FL

Billed = all billed services. Includes all claims paid July 2016 to June 2017 Member Reimbursements are not included.

030147 Combined 030147

Copyright 2019 © Superior Vision Services, Inc.
Confidential & Privileged

Please note that this report reflects billed claims for the specified group and time period. This is not an indicator of actual experience due to the timing of claim submissions, the application of contractual discounts, and applied administrative expenses. The data should not be used in assessing a specific loss ratio of a client.

10/21/2019 14:11.11

MARTIN CTY SCH DIST - All Plans and Locations

Monthly Claims Summary - Date Completed

August 2017 to June 2018



			030147		
			# Claims	Claims Amt Billed	Amt Paid
030147: MARTIN CTY SCH DIST	2017	August 2017	80	25,162.20	6,675.87
		September 2017	324	91,601.69	24,811.46
		October 2017	192	56,030.63	15,279.86
		November 2017	159	40,005.41	12,087.34
		December 2017	165	42,776.86	13,631.89
		Total	919	255,576.79	72,486.42
	2018	January 2018	235	65,612.41	20,182.57
		February 2018	232	68,098.43	19,092.25
		March 2018	190	54,773.38	15,741.89
		April 2018	183	52,823.00	14,577.77
		May 2018	215	68,028.21	20,083.98
		June 2018	262	80,721.01	23,122.62
		Total	1,314	390,056.44	112,801.08
	Total		2,233	645,633.23	185,287.50
Total		2,233	\$645,633.23	\$185,287.50	



	Employee			Dependent			Total
	EO	EF	Total	EO	EF	Total	
July 2017	2,001	782	2,783	115	1,702	1,817	4,593
August 2017	1,995	784	2,779	115	1,706	1,821	4,593
September 2017	1,897	762	2,659	115	1,643	1,758	4,411
October 2017	1,996	794	2,790	120	1,709	1,829	4,609
November 2017	1,985	792	2,777	122	1,708	1,830	4,597
December 2017	1,990	795	2,785	125	1,713	1,838	4,613
January 2018	1,982	794	2,776	126	1,713	1,839	4,602
February 2018	1,972	796	2,768	126	1,726	1,852	4,608
March 2018	1,974	792	2,766	125	1,718	1,843	4,599
April 2018	1,966	792	2,758	125	1,715	1,840	4,589
May 2018	1,963	789	2,752	126	1,707	1,833	4,576
June 2018	1,956	787	2,743	126	1,707	1,833	4,566



MARTIN CTY SCH DIST - All Plans and Locations

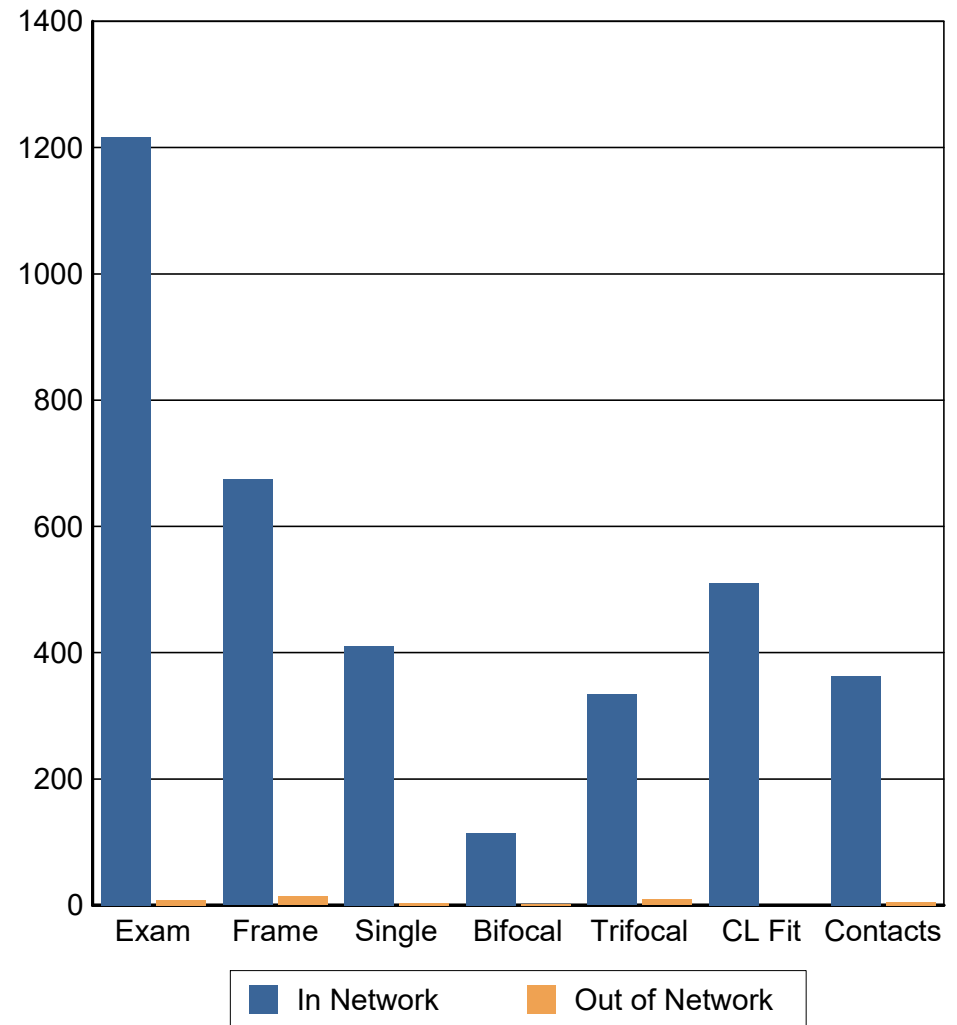
Member Utilization Report

Date Range: 8/1/2017 to 6/30/2018



SuperiorVision™

		In Network	Out of Network	Total
Exam	# Claims	1,217	8	1,225
	% Network	99%	1%	100%
	Avg Billed	\$102.44	\$86.44	\$102.33
	Avg Paid	\$37.40	\$18.00	\$37.27
Frame	# Claims	674	14	688
	% Network	98%	2%	100%
	Avg Billed	\$158.59	\$111.12	\$157.65
	Avg Paid	\$66.58	\$60.00	\$66.45
Single	# Claims	411	4	415
	% Network	99%	1%	100%
	Avg Billed	\$67.21	\$86.63	\$67.38
	Avg Paid	\$25.82	\$29.00	\$25.85
Bifocal	# Claims	114	2	116
	% Network	98%	2%	100%
	Avg Billed	\$100.40	\$99.50	\$100.39
	Avg Paid	\$39.82	\$43.00	\$39.87
Trifocal	# Claims	334	9	343
	% Network	97%	3%	100%
	Avg Billed	\$183.44	\$230.99	\$184.63
	Avg Paid	\$52.57	\$53.00	\$52.58
CL Fit	# Claims	510	0	510
	% Network	100%	0%	100%
	Avg Billed	\$64.61	\$0.00	\$64.61
	Avg Paid	\$19.83	\$0.00	\$19.83
Contacts	# Claims	363	5	368
	% Network	99%	1%	100%
	Avg Billed	\$157.80	\$112.66	\$157.22
	Avg Paid	\$90.70	\$75.00	\$90.50
Total	# Claims	1,991	29	2,020
	% Network	99%	1%	100%
	Avg Billed	\$116.63	\$129.40	\$116.77
	Avg Paid	\$45.99	\$48.52	\$46.02



Billed = all billed services. Includes claims paid August 2017 to June 2018. Member Reimbursements are included.

Combined 030147TRI

Copyright 2019 © Superior Vision Services, Inc.

Confidential & Privileged

Please note that this report reflects billed claims for the specified group and time period. This is not an indicator of actual experience due to the timing of claim submissions, the application of contractual discounts, and applied administrative expenses. The data should not be used in assessing a specific loss ratio of a client.

10/21/2019 14:04.16

TOP 35 PROVIDER REPORT - MARTIN CTY SCH DIST



Date of Service from 8/1/2017 to 6/30/2018

<u>Provider NPI</u>	<u>Provider Name</u>	<u>City & State</u>	<u>Billed Claims</u>	<u>Paid Claims</u>	<u>% of Claims</u>	<u># of Claims</u>	<u>Network</u>
1386805190	FLORIDA VISION OPTIQUE INC	STUART, FL	\$97,511.89	\$29,001.50	16.8%	347	IN NETWORK
1104013069	BRAD J WARONICKI, OD PA	STUART, FL	\$42,832.00	\$16,322.60	9.0%	186	IN NETWORK
1932299807	DR STEPHEN B ALLISON	PALM CITY, FL	\$40,652.00	\$17,350.14	8.7%	179	IN NETWORK
1811027469	WALMART	VARIOUS	\$25,953.92	\$20,434.56	7.4%	152	IN NETWORK
1356371934	LENSCRAFTERS	VARIOUS	\$22,461.07	\$9,053.33	4.6%	95	IN NETWORK
1801321120	PALM CITY EYECARE	PALM CITY, FL	\$17,625.20	\$7,256.96	4.0%	82	IN NETWORK
1225057375	ANDREA E CARTER OD, PA	STUART, FL	\$12,685.00	\$3,643.00	3.9%	80	IN NETWORK
1407881337	DANIEL M. DURANTE, OD	JENSEN BEACH, FL	\$20,912.00	\$9,498.00	3.9%	80	IN NETWORK
1205843760	MICHAEL J GOLDBERG OD PA	JENSEN BEACH, FL	\$11,700.00	\$3,706.00	3.7%	77	IN NETWORK
1497708515	STUART EYE INSTITUTE	STUART, FL	\$18,388.00	\$4,402.00	3.7%	76	IN NETWORK
1023187887	DAVID A GARFIELD	HOBE SOUND, FL	\$17,592.00	\$7,496.50	3.6%	75	IN NETWORK
1881642924	OCEAN OPTICAL PLLC	STUART, FL	\$17,605.00	\$5,628.00	3.0%	62	IN NETWORK
1922007483	CHARLES SUIVSKI OD	STUART, FL	\$11,841.00	\$4,190.20	2.4%	50	IN NETWORK
1750502266	COLEAN SERVICES INC	PORT SAINT LUCIE, FL	\$3,041.00	\$2,260.00	2.3%	47	IN NETWORK
1598797110	GLENN VALLETTA OD	STUART, FL	\$8,236.00	\$3,696.00	2.0%	41	IN NETWORK
1407069461	SCHMIDT'S OPTICAL	STUART, FL	\$10,669.00	\$2,186.00	1.4%	28	IN NETWORK
1407830730	OSCEOLA OPTIQUE	JENSEN BEACH, FL	\$9,585.00	\$2,970.00	1.3%	27	IN NETWORK
1144376963	NATIONAL VISION INC.	VARIOUS	\$3,584.48	\$2,002.79	1.2%	25	IN NETWORK
1851302020	DR LEO EDELSBERG & ASSOCIATES	JENSEN BEACH, FL	\$7,655.78	\$2,605.98	1.2%	24	IN NETWORK
1497137582	WILLIAM A OLIVOS OD PA	PORT SAINT LUCIE, FL	\$5,654.00	\$1,786.00	1.0%	21	IN NETWORK
1881047348	Vision Precision Holdings LLC	STUART, FL	\$2,725.00	\$965.00	1.0%	20	IN NETWORK
1942372917	CARL PIZZARELLO OD, INC	PORT SAINT LUCIE, FL	\$1,635.00	\$903.00	0.9%	19	IN NETWORK
1508962762	LC ERBE OD PA	PORT SAINT LUCIE, FL	\$3,243.00	\$1,684.00	0.9%	18	IN NETWORK
1114911096	ROBERT ARICK	STUART, FL	\$4,385.00	\$2,089.00	0.9%	18	IN NETWORK
1356616528	Daniel & Max LLC	STUART, FL	\$5,123.84	\$1,902.65	0.8%	17	IN NETWORK
1730193285	ST LUCIE EYE ASSOCIATES MD, PA	PORT SAINT LUCIE, FL	\$4,758.00	\$1,465.00	0.8%	17	IN NETWORK
1386771749	GATLIN VISION LLC	PORT SAINT LUCIE, FL	\$900.00	\$615.00	0.6%	13	IN NETWORK
1053660951	JEFFREY D HIXENBAUGH OD PA	PALM BEACH GARDENS, FL	\$1,810.00	\$824.00	0.6%	13	IN NETWORK
1881889251	SHANNON CLARK, OD, P.A.	FORT PIERCE, FL	\$2,700.00	\$699.00	0.5%	11	IN NETWORK
1821019290	ENVISION EYECARE + OPTIQUE	PORT SAINT LUCIE, FL	\$1,591.00	\$639.50	0.4%	9	IN NETWORK
1053660951	CHO VISION GROUP PLLC	PORT SAINT LUCIE, FL	\$2,490.00	\$720.00	0.4%	8	IN NETWORK
1467636449	SAM'S CLUB	VARIOUS	\$1,262.98	\$1,001.70	0.4%	8	IN NETWORK
1912398207	COSTCO WHOLESALE CORP	VARIOUS	\$964.35	\$872.88	0.3%	7	IN NETWORK
1699715680	CHRISTOPHER J MILLER OD	JUPITER, FL	\$1,155.00	\$664.00	0.3%	6	IN NETWORK
1437428232	ROBERT L AGNEW	STUART, FL	\$871.00	\$262.00	0.3%	6	IN NETWORK

MARTIN CTY SCH DIST - All Plans and Locations

Monthly Claims Summary - Date Completed

July 2018 to June 2019



			030147		
			# Claims	Claims Amt Billed	Amt Paid
030147: MARTIN CTY SCH DIST	2018	July 2018	183	57,936.74	16,378.94
		August 2018	317	91,244.15	26,026.89
		September 2018	201	64,251.91	18,660.15
		October 2018	134	40,506.79	12,295.26
		November 2018	134	44,750.22	12,182.82
		December 2018	173	57,784.35	16,781.15
		Total	1,142	356,474.16	102,325.21
	2019	January 2019	184	53,547.00	14,498.22
		February 2019	154	51,146.57	12,600.75
		March 2019	171	52,204.04	14,230.25
		April 2019	169	46,948.87	12,468.14
		May 2019	215	63,193.51	14,978.28
		June 2019	216	63,729.55	17,700.74
		Total	1,109	330,769.54	86,476.38
	Total		2,251	687,243.70	188,801.59
Total			2,251	\$687,243.70	\$188,801.59



	Employee			Dependent			Total
	EO	EF	Total	EO	EF	Total	
July 2018	1,981	788	2,769	156	1,853	2,009	4,767
August 2018	1,975	788	2,763	156	1,856	2,012	4,764
September 2018	1,900	764	2,664	150	1,793	1,943	4,597
October 2018	1,976	778	2,754	153	1,832	1,985	4,725
November 2018	1,976	776	2,752	150	1,826	1,976	4,714
December 2018	1,976	779	2,755	150	1,831	1,981	4,721
January 2019	1,980	776	2,756	143	1,795	1,938	4,679
February 2019	1,976	771	2,747	135	1,788	1,923	4,658
March 2019	1,984	765	2,749	132	1,768	1,900	4,637
April 2019	1,985	764	2,749	133	1,771	1,904	4,641
May 2019	1,981	763	2,744	133	1,775	1,908	4,640
June 2019	1,980	759	2,739	123	1,766	1,889	4,616



MARTIN CTY SCH DIST - All Plans and Locations

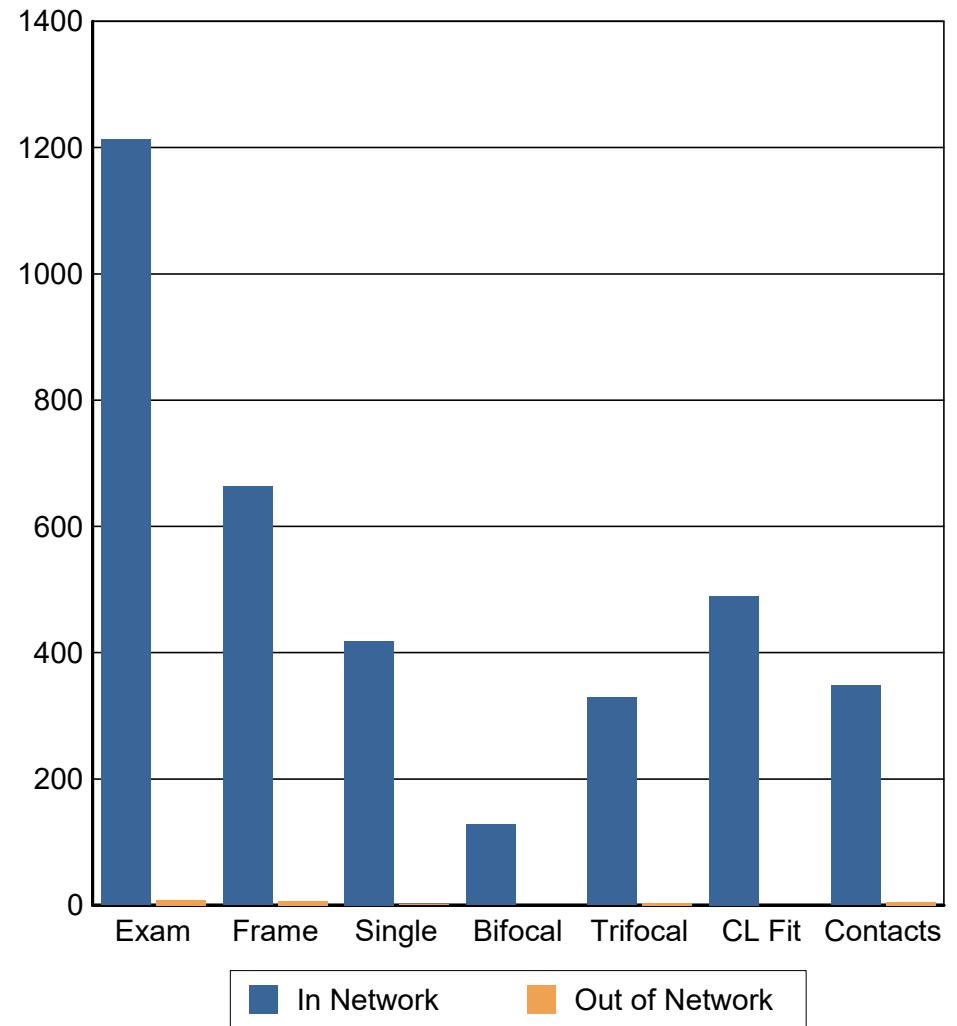
Member Utilization Report

Date Range: 7/1/2018 to 6/30/2019



SuperiorVision™

		In Network	Out of Network	Total
Exam	# Claims	1,213	8	1,221
	% Network	99%	1%	100%
	Avg Billed	\$109.08	\$101.38	\$109.03
	Avg Paid	\$37.30	\$17.00	\$37.18
Frame	# Claims	663	7	670
	% Network	99%	1%	100%
	Avg Billed	\$158.58	\$206.15	\$159.05
	Avg Paid	\$65.91	\$65.00	\$65.90
Single	# Claims	419	1	420
	% Network	100%	0%	100%
	Avg Billed	\$66.74	\$30.00	\$66.66
	Avg Paid	\$24.13	\$29.00	\$24.14
Bifocal	# Claims	128	0	128
	% Network	100%	0%	100%
	Avg Billed	\$99.05	\$0.00	\$99.05
	Avg Paid	\$37.09	\$0.00	\$37.09
Trifocal	# Claims	329	4	333
	% Network	99%	1%	100%
	Avg Billed	\$204.33	\$266.49	\$205.05
	Avg Paid	\$55.12	\$53.00	\$55.10
CL Fit	# Claims	490	0	490
	% Network	100%	0%	100%
	Avg Billed	\$66.60	\$0.00	\$66.60
	Avg Paid	\$20.46	\$0.00	\$20.46
Contacts	# Claims	348	5	353
	% Network	99%	1%	100%
	Avg Billed	\$166.08	\$149.22	\$165.82
	Avg Paid	\$91.71	\$76.65	\$91.47
Total	# Claims	1,975	20	1,994
	% Network	99%	1%	100%
	Avg Billed	\$120.76	\$163.28	\$121.04
	Avg Paid	\$45.53	\$49.69	\$45.56



Billed = all billed services. Includes claims paid July 2018 to June 2019. Member Reimbursements are included.

Combined 030147TRI

Copyright 2019 © Superior Vision Services, Inc.

Confidential & Privileged

Please note that this report reflects billed claims for the specified group and time period. This is not an indicator of actual experience due to the timing of claim submissions, the application of contractual discounts, and applied administrative expenses. The data should not be used in assessing a specific loss ratio of a client.

10/21/2019 13:55:47

TOP 35 PROVIDER REPORT - MARTIN CTY SCH DIST



Date of Service from 7/1/2018 to 6/30/2019

<u>Provider NPI</u>	<u>Provider Name</u>	<u>City & State</u>	<u>Billed Claims</u>	<u>Paid Claims</u>	<u>% of Claims</u>	<u># of Claims</u>	<u>Network</u>
1386805190	FLORIDA VISION OPTIQUE INC	STUART, FL	\$107,463.00	\$30,258.30	17.3%	375	IN NETWORK
1932299807	PALM CITY EYECARE	PALM CITY, FL	\$76,199.00	\$28,198.14	13.4%	292	IN NETWORK
1104013069	BRAD J WARONICKI, OD PA	STUART, FL	\$41,504.00	\$15,504.60	8.2%	178	IN NETWORK
1811027469	WALMART	VARIOUS	\$27,028.56	\$20,451.05	5.7%	123	IN NETWORK
1023187887	DAVID A GARFIELD	HOBE SOUND, FL	\$22,534.90	\$9,894.08	4.7%	102	IN NETWORK
1407881337	DANIEL M. DURANTE, OD	JENSEN BEACH, FL	\$22,799.00	\$9,700.00	4.1%	90	IN NETWORK
1376532408	LENSCRAFTERS	VARIOUS	\$19,411.87	\$7,288.30	3.5%	76	IN NETWORK
1922007483	CHARLES SUIVSKI OD	STUART, FL	\$15,277.00	\$4,986.00	3.4%	74	IN NETWORK
1205843760	MICHAEL J GOLDBERG OD PA	JENSEN BEACH, FL	\$11,525.00	\$3,611.00	3.4%	73	IN NETWORK
1881642924	OCEAN OPTICAL PLLC	STUART, FL	\$19,008.00	\$6,238.30	3.2%	70	IN NETWORK
1497708515	STUART EYE INSTITUTE	STUART, FL	\$15,745.86	\$3,749.44	3.0%	65	IN NETWORK
1225057375	ANDREA E CARTER OD, PA	STUART, FL	\$9,228.00	\$2,669.00	2.7%	58	IN NETWORK
1750502266	COLEAN SERVICES INC	PORT SAINT LUCIE, FL	\$3,459.00	\$2,568.00	2.3%	51	IN NETWORK
1811446719	NATIONAL VISION INC.	VARIOUS	\$8,188.25	\$4,166.34	2.3%	51	IN NETWORK
1407069461	SCHMIDT'S OPTICAL	STUART, FL	\$15,010.00	\$3,485.50	2.1%	45	IN NETWORK
1407830730	OSCEOLA OPTIQUE	JENSEN BEACH, FL	\$17,270.00	\$4,909.60	1.9%	42	IN NETWORK
1851302020	DR LEO EDELSBERG & ASSOCIATES	JENSEN BEACH, FL	\$8,805.80	\$3,018.98	1.6%	34	IN NETWORK
1356616528	Daniel & Max LLC	STUART, FL	\$6,675.92	\$2,205.91	1.4%	31	IN NETWORK
1942372917	CARL PIZZARELLO OD, INC	PORT SAINT LUCIE, FL	\$1,924.00	\$1,028.00	1.1%	24	IN NETWORK
1508962762	LC ERBE OD PA	PORT SAINT LUCIE, FL	\$4,541.00	\$2,019.00	1.0%	22	IN NETWORK
1386771749	GATLIN VISION LLC	PORT SAINT LUCIE, FL	\$1,150.00	\$830.00	0.8%	18	IN NETWORK
1407984545	Harlington Hanna Jr	STUART, FL	\$3,523.00	\$1,782.00	0.8%	18	IN NETWORK
1881889251	SHANNON CLARK, OD, P.A.	FORT PIERCE, FL	\$4,611.50	\$1,359.00	0.8%	17	IN NETWORK
1730193285	ST LUCIE EYE ASSOCIATES MD, PA	PORT SAINT LUCIE, FL	\$4,294.00	\$1,035.00	0.6%	14	IN NETWORK
1992947907	Gulf Coast Optometry PA	STUART, FL	\$1,630.00	\$638.00	0.6%	13	IN NETWORK
1881047348	Vision Precision Holdings LLC	STUART, FL	\$1,823.00	\$669.01	0.6%	13	IN NETWORK
1922192368	Amyx Optical Inc	PORT SAINT LUCIE, FL	\$2,621.00	\$754.00	0.5%	11	IN NETWORK
1467636449	SAM'S CLUB	VARIOUS	\$2,028.96	\$1,623.02	0.5%	10	IN NETWORK
1568484137	USV OPTICAL INC	JENSEN BEACH, FL	\$1,811.00	\$953.70	0.5%	10	IN NETWORK
1558489799	WILLIAM A OLIVOS OD PA	PORT SAINT LUCIE, FL	\$2,810.00	\$937.00	0.5%	10	IN NETWORK
1407984545	Harlington L Hanna Jr	JENSEN BEACH, FL	\$1,021.00	\$470.00	0.4%	9	IN NETWORK
1881047348	Florida Physicians Eyecare Group PA	STUART, FL	\$1,000.00	\$350.00	0.4%	8	IN NETWORK
1952474140	JEFFREY D HIXENBAUGH OD PA	PALM BEACH GARDENS, FL	\$1,350.00	\$532.00	0.4%	8	IN NETWORK
1306907860	MYEYEDR OPTOMETRY OF FLORIDA LLC	PALM BEACH GARDENS, FL	\$2,140.00	\$695.60	0.3%	7	IN NETWORK
1306046925	TREASURE COAST OPTICAL INC	PORT SAINT LUCIE, FL	\$1,807.57	\$707.00	0.3%	6	IN NETWORK