



**FRANKLIN COUNTY
PURCHASING DEPARTMENT
REQUEST FOR BID (RFB) COVER PAGE**

RFB NO: 2024-25

TITLE: Uniforms and Accessories

Solicitation Schedule & Deadlines:

July 3, 2024	Solicitation Release/Advertising Date
July 16, 2024 2:00 PM	Deadline for Submitting Questions
July 18, 2024 4:30 PM	Deadline to post Addendum
July 24, 2024 2:00 PM	Deadline to Submit Response
July 24, 2024 2:30 PM	Opening Date I Time

Responses must be received no later than "Deadline to Submit Response"

July 24, 2024 2:00 PM

**Awarding is good for one year. From the time of awarding. **

****You may now submit your response online****

Shakara Bray, Purchasing Agent

Meagan Johnson, Assistant Purchasing Agent

Phone: 636-584-6274 Email: purchasing@franklinmo.gov

Submittal Instructions: Print this Packet in its entirety and complete all pages per instructions. Print the SEALED RESPONSE LABEL found in Attachment 1 of this packet and attach to the front of your envelope.

Company Name: _____

SUBMISSION CHECKLIST

_____ I have reviewed the bid schedule and deadlines, located on the solicitation cover page

_____ I have read ALL Terms and Conditions and Bid documents closely

(Located at www.franklinmo.org)

THE ITEMS LISTED BELOW ARE THE REQUIRED DOCUMENTATION FOR SUBMITTING A RESPONSE

USE THESE FORMS ONLY

_____ Solicitation Cover page

_____ Contractual Terms and Conditions Acknowledgement

_____ Pricing Form completed and signed

_____ I have included contact information

_____ Envelope is sealed and label attached

_____ W9 form is attached and filled out.

SCOPE OF WORK

To provide Uniforms and Accessories for purchase to Franklin County as outlined below.

SPECIFIC REQUIREMENTS

1. The vendor shall provide law enforcement uniforms; clothing (trousers and shirts), hats, ties and accessories, as specified herein which meets or exceeds the specifications contained in this document.
2. In addition to law enforcement clothing, associated services (e.g., making some alterations, sewing patches and chevrons on clothing, etc.) shall be provided on an as needed/ if needed basis if requested by the County.

For the alterations the

Vendor will have one of the following:

- Location not beyond a 60mile radius
- A Rep to come on site
- A 3rd party location not beyond a 60mile radius

Vendor Must Have the following:

- At least 1 dressing room available at the vendor's location
- On site Gun lockers with working locks to secure weapons at the vendor's location

3. All products and services shall be provided by the vendor in accordance with specifications presented herein for the purpose of serving the needs of Franklin County.
4. The Vendor shall provide/conduct clothing measurements of officers on-site at no additional charge to the County upon the County's request with no minimum limit restrictions on employees measured.
5. Measurements to include, but not limited to new hire employees at the time of hire.
6. All products shall be in current production and easily accessible to the vendor in order to ensure the County adequate service.
7. The County will specify at the time of order items and quantities.
8. Quality Assurance and Control; the contractor shall have adequate internal control mechanisms for monitoring compliance with specifications contained herein. The contractor shall ensure accuracy and consistency in production,

color, size, and packaging of products sold to the County under the contract. Items not meeting specifications shall not be accepted by the County.

9. Prices are ALL INCLUSIVE: (Shipping, Handling, and Delivery).
10. Uniforms are for both men and women, brands and colors may vary.
11. Vendor to provide samples of clothing at the Vendor's cost.
12. Vendor must complete the included price sheet.
13. Vendor shall notify customer if items are on backorder and keep in contact regularly with customer with updated order status.
14. Vendor shall be able to accept orders via email or phone and a purchase order is required.
15. The vendor shall notify the customer contact when orders are ready either by phone call or by email. (Contact info will be provided upon awarding of Bid.)
16. No substitutions shall be allowed unless approved by the County.
17. Method of delivery shall be determined at the time of order and will not exceed Franklin County Boundaries.
18. Franklin County Sheriff's Office suggests video surveillance within the interior premises of the awarded vendor's location. Franklin County has the right to review footage when needed.

**Contract period one year, from date of award, with two, one year optional renewals, subject to annual appropriation. Price increase for renewal years not to exceed 5%.*

Uniform Specifications

Item 1: Long sleeve shirts (Lieutenants and above.) – Elbeco Textrop

Item #: Z310N & Z9310N-3

Color: White

Style: It is the intention of this department to secure a tailored shirt equal in quality of workmanship and style to the Elbeco Tex-Trop brand or pre-approved equal only.

Shirts will be cut on a form-fitting line, and the shape of the pockets and general style will conform to this sample.

Tailoring: It is imperative that this garment be constructed according to the principles set forth in the specifications. All stitches must be of the proper tension and size so as to avoid puckering after the shirt has been laundered and to give best durable press performance. All sewing shall be with Dacron core thread to match shirt fabric.

The collar and cuffs are to be single stitched 1/4" from edge. The pockets and flaps shall be single stitched on the edge. A Franklin County Sheriff emblem (provided by the Department) shall be sewn on each sleeve 1/2" from the shoulder seam and centered.

Fabric: To insure permanent moisture control, superior breathability, soil resistance, easy care, wrinkle resistance, color matching, and color retention, the fabric is to be Burlington 100% texturized polyester plain weave with mechanical stretch, weighing 5.5 oz./sq. yd., 10 oz./lin. yd. Nano Moisture Wicking technology is applied at the fiber level to capture and pull fluids and perspiration away from the skin and spread it over the fabric surface for quick evaporation to keep the wearer dry and comfortable.

Creasing: Pockets and pocket flaps to be die creased to give uniform shape and size.

Collar: The shape and style of both leaf and stand shall conform to the TT89 banded collar. The points, medium spread, are to be approximately 3" in length. The back of the stand is to measure 1-1/2". The leaf shall be made of three pieces; two pieces of self cloth and one whole lining, which is to be fused to the top collar.

Inner stand and inner yoke to be made of matching 65% Dacron Polyester/35% Cotton, 4.2 ounce per square yard, 106 x 58.

Collar stays shall be of good quality Stalar vinyl, 2-1/2" in length and 3/8" wide and be attached to the bottom collar. The stand shall fasten with one button. There shall be one horizontal button hole.

Sleeves: To be straight and whole. The cuffs are to be 2-7/8" in width and to fasten with two buttons. There is to be a single stitch 7/16" from top of cuff.

The sleeve opening shall measure 4-7/8" from top of cuff. The top facing for this opening is to be 1-1/4" wide and the bottom facing to finish about 2" wide. Button is to be placed on sleeve opening with corresponding buttonhole.

The sleeves must be secured to the body of the shirt by means of a merrow stitch with a safety stitch so as to properly strengthen the stitch. The same stitch must be used on the side closing seams as well.

Flex Vent: Patent pending Flex Vent is made from 92% polyester/8% spandex mesh. Diamond shaped mesh measuring 3 1/4" wide x 10 1/4" long is set into the sleeve and body panels at the underarm to allow for body heat ventilation and increased mobility and comfort.

Front: The front shall have a center facing 1-1/2" wide extending from the collar stand to bottom of shirt and be made of the same material as shirt fabric with two rows of stitching 7/8" apart.

The center front shall contain six vertical buttonholes placed 3/4" from edge and 3-1/2" apart. Buttons shall be securely attached to the right front and shall correspond to the buttonholes on the left front.

Zipper: A 14" nylon zipper shall be sewn to the fronts and shall be positioned 1-1/2" below the first front button and shall replace the 2nd, 3rd, 4th, and 5th front buttons, which are to be sewn on the top center. The neck button, 1st front button are to be functional.

Back: There is to be yoke composed of an outer piece of the same material as the basic shirt, and an inner piece of poplin.

Dual Comm Access Openings:

Access opening measuring 1-1/2" are to be set in each side seam 1" below the bottom tip of the Flex Vent. Pouch style openings are clean-finished, neatly concealed and reinforced for durability. These opening are used to thread communication wires under the front of the shirt to keep them out of the way.

Pockets: There are two double entry chest pockets with mitred corners to finish 5-5/8" wide and 6" long. The side entry forms a utility pocket closed with Velcro. The left chest pocket to have a pencil compartment about 1-1/4" wide. Both pockets to have 1-1/4" box pleat stitched from top to bottom to prevent spreading.

Flaps: To have two scalloped flaps to finish 5-3/4" in length, 2-3/4" in width at center, and 2-1/2" in width at sides. Flaps to be secured to front of shirt with two rows of stitching approximately 1/4" above top of pocket. The left flap to have a pencil opening about 1-1/4" in width. Flaps to be interlined. There will be a matching button and a buttonhole sewn on the flap.

Flap Closure:

The side points of the flaps are to be secured to the pockets by means of velcro fasteners sewn onto the flaps and pocket

Badge Tab: To be reinforced on inside of the shirt by means of a strip of material 1-1/2" wide stitched and folded so that no raw edges show. The reinforcement strip is to extend from the flap setting stitch to the joining seam at the front of the yoke. To have two small (horizontal) buttonholes, 1-1/4" apart with the bottom buttonhole 1-1/2" above top of left flap.

Shoulder Straps:

The shoulder straps shall be pointed at the end toward the neck of the shirt. The other end shall be sewn in sleeve head seam. The pointed ends shall be fastened with one

matching button. The straps shall measure 2" at sleeve and taper to 1-3/8". Straps to be set about 2" from the collar. Shoulder straps shall be box stitched to shoulders with row of cross stitching 2" from sleeve head seam.

Permanent Creases:

Shirt to have permanent military creases. Creases to be stitched in shirt only, not thru pockets and flaps. One crease in each front extending from hem to joining seam. Three vertical creases in back; middle crease on center back line; side back creases spaced equally from center crease.

Interlining: Top center to be lined with a non-woven polyester interlining. Cuffs and band to be lined with H'Press interlining, collar with Ck331 and flaps with EZ Crease.

UPC Identification:

A printed UPC bar code tag must be attached to every garment so as to be visible in the package. The UPC bar code must identify style, color and size information so as to be incorporated into an inventory management system. Appropriate support documentation must be available to assist Agency in encoding UPC information.

Labels: Woven brand label to be sewn in yoke, with size label sewn next to it. Care and content label to be sewn in bottom hem.

Button: All buttons shall be made from high impact melamine and must match fabric.

Pressing and Packing:

Shirts shall be carefully pressed by hand in first class manner.

Finished Dimensions

<u>Size:</u>	<u>14</u>	<u>14.5</u>	<u>15</u>	<u>15.5</u>	<u>16</u>	<u>16.5</u>	<u>17</u>	<u>17.5</u>	<u>18</u>	<u>18.5</u>
Chest:	39	41	43	45	47	49	51	53	55	57
Waist:	35	37	39	41	43	45	47	50	53	55
Bk Length:	32 1/8	32 1/4	32 3/8	32 5/8	32 3/4	33	33 1/2	34 1/2	34 5/8	35 1/2

Item 2: Short sleeve shirts (Lieutenants and above.) – Elbeco Textrop

Item #: Z3310N & Z9810N-3

Color: White

Style: It is the intention of this department to secure a tailored shirt equal in quality of workmanship and style to the Elbeco Tex-Trop brand or pre-approved equal only.

Shirts will be cut on a form-fitting line, and the shape of the pockets and general style will conform to this sample.

Tailoring: It is imperative that this garment be constructed according to the principles set forth in the specifications. All stitches must be of the proper tension and size so as to avoid puckering after the shirt has been laundered and to give best durable press performance. All sewing shall be with Dacron core thread to match shirt fabric.

The collar is to be single stitched 1/4" from edge. The pockets and flaps shall be single stitched on the edge. A Franklin County Sheriff emblem (provided by the Department) shall be sewn on each sleeve 1/2" from the shoulder seam and centered.

Fabric: To insure permanent moisture control, superior breathability, soil resistance, easy care, wrinkle resistance, color matching, and color retention, the fabric is to be Burlington 100% texturized polyester plain weave with mechanical stretch, weighing 5.5 oz./sq. yd., 10 oz./lin. yd. Nano Moisture Wicking technology is applied at the fiber level to capture and pull fluids and perspiration away from the skin and spread it over the fabric surface for quick evaporation to keep the wearer dry and comfortable.

Creasing: Pockets and pocket flaps to be die creased to give uniform shape and size.

Collar: Convertible collar shall be one piece and to measure 3-1/4" long at points and 1-5/8" wide at back. The collar is to be constructed of two plies of basic material and one ply of D331 top fuse lining.

The collar and inner yoke to be lined with matching 65% Dacron Polyester/35% Cotton, 4.2 ounce per square yard, 106 x 58. The collar lining shall be banana shaped.

Collar stays shall be of good quality Stalar vinyl, 2-3/4" in length and 3/8" wide and be attached to the bottom collar.

Sleeves: To be straight and whole with 1" hem. These shall be graded in length so as to finish from the shoulder seam as follows:

<u>Size</u>	<u>Finished Length</u>
14 and 14-1/2	9-1/2"
15, 15-1/2, and 16	10"
16-1/2 and above	10-1/2"

The sleeves must be secured to the body of the shirt by means of a merrow stitch with a safety stitch so as to properly strengthen the stitch. The same stitch must be used on the side closing seams as well.

Flex Vent: Patent pending Flex Vent is made from 92% polyester/8% spandex mesh. Diamond shaped mesh measuring 3 1/4" wide x 10 1/4" long is set into the sleeve and body panels at the underarm to allow for body heat ventilation and increased mobility and comfort.

Front: The front shall have a facing 3" in width extending from neckline to the bottom of shirt provided by a turnunder of material. The left front shall also have a lined box pleat 1-1/2" wide finished, running full length of the shirt and shall be topstitched 1/4" from both edges.

The center front shall contain seven vertical buttonholes placed 3/4" from edge. First at neck, second 2-1/2" down, balance 3-1/2" apart.

Zipper: A 14" nylon zipper shall be sewn to the fronts and shall be positioned 1-1/2" below the first front button and shall replace the 2nd, 3rd, 4th, and 5th front buttons, which are to be sewn on the top center. The neck button, 1st front button are to be functional.

Back: There is to be yoke composed of an outer piece of the same material as the basic shirt, and an inner piece of poplin.

Dual Comm Access Openings:

Access opening measuring 1-1/2" are to be set in each side seam 1" below the bottom tip of the Flex Vent. Pouch style openings are clean-finished, neatly concealed and reinforced for durability. These opening are used to thread communication wires under the front of the shirt to keep them out of the way.

Pockets: There are two double entry chest pockets with mitred corners to finish 5-5/8" wide and 6" long. The side entry forms a utility pocket closed with Velcro. The left chest pocket to have a pencil compartment about 1-1/4" wide. Both pockets to have 1-1/4" box pleat stitched from top to bottom to prevent spreading.

Flaps: To have two scalloped flaps to finish 5-3/4" in length, 2-3/4" in width at center, and 2-1/2" in width at sides. Flaps to be secured to front of shirt with two rows of stitching approximately 1/4" above top of pocket. The left flap to have a pencil opening about 1-1/4" in width. Flaps to be interlined. There will be a matching button and a buttonhole sewn on the flap.

Flap Closure:

The side points of the flaps are to be secured to the pockets by means of velcro fasteners sewn onto the flaps and pockets.

Badge Tab: To be reinforced on inside of the shirt by means of a strip of material 1-1/2" wide stitched and folded so that no raw edges show. The reinforcement strip is to extend from the flap setting stitch to the joining seam at the front of the yoke. To have two small (horizontal) buttonholes, 1-1/4" apart with the bottom buttonhole 1-1/2" above top of left flap.

Shoulder Straps:

The shoulder straps shall be pointed at the end toward the neck of the shirt. The other end shall be sewn in sleeve head seam. The pointed ends shall be fastened with one matching button. The straps shall measure 2" at sleeve and taper to 1-3/8". Straps to be set about 2" from the collar. Shoulder straps shall be box stitched to shoulders with row of cross stitching 2" from sleeve head seam.

Permanent Creases:

Shirt to have permanent military creases. Creases to be stitched in shirt only, not thru pockets and flaps. One crease in each front extending from hem to joining seam. Three vertical creases in back; middle crease on center back line; side back creases spaced equally from center crease.

Interlining: Flaps to be EZ crease, collar to be D331. Top center to be lined with non-woven polyester interlining.

UPC Identification:

A printed UPC bar code tag must be attached to every garment so as to be visible in the package. The UPC bar code must identify style, color and size information so as to be incorporated into an inventory management system. Appropriate support documentation must be available to assist Agency in encoding UPC information.

Labels: Woven brand label to be sewn in yoke, with size label sewn next to it. Care and content label to be sewn in bottom hem.

Button: All buttons shall be made from high impact melamine and must match fabric.

Pressing and Packing:

Shirts shall be carefully pressed by hand in first class manner and individually packed in polyethylene bags. Shirts to be shipped in strong boxes so as not to be damaged in shipment.

Code of Conduct:

All garments must be produced in acceptable non-sweatshop working conditions. Verification of acceptable working conditions will be made through a completed Code of Conduct document that must be made available to the department. This document should list the location of the manufacturing companies/facilities and address child labor, wage and benefits, overtime, forced labor, freedom of association, harassment or abuse, health and safety, hours of work, nondiscrimination, and no retaliation guidelines. Noncompliance of this clause is cause for rejection.

Finished Dimensions

<u>Size:</u>	<u>14</u>	<u>14.5</u>	<u>15</u>	<u>15.5</u>	<u>16</u>	<u>16.5</u>	<u>17</u>	<u>17.5</u>	<u>18</u>	<u>18.5</u>
Chest:	39	41	43	45	47	49	51	53	55	57
Waist:	35	37	39	41	43	45	47	50	53	55
Bk Length:	32 1/8	32 1/4	32 3/8	32 5/8	32 3/4	33	33 1/2	34 1/2	34 5/8	35 1/2

Item 3: Short sleeve polo shirts – Elbeco UFX

Item #: K5132/K5172LC (Silvertan), K5130/K5170 (White), K5131/K5171LC (Black), K5134/K5174LC (Navy), K5139/K5179LC(French Blue), K5135(Red), K5138/K5178LC(Grey), K5152/K5162LC(Royal Blue).

Design: Shall be a loose fit polo style knit short sleeve shirt in an ultra-light performance fabric with flex mesh underarm vents, three button front placket, full fashion knit collar, mic pockets on shoulders and a mic loop on placket. All measurements will be taken without stretching the material. Shall be available in colors referenced above. Centered on the “left upper front” of the shirt shall be an embroidered design that contains 18,793 stitches. Color and embroidery must match existing garments exactly.

Tailoring: It is imperative that this garment be constructed according to the principles set forth in the specifications. All stitches must be of proper tension and size so as to avoid puckering after the shirt has been laundered, and to give best durable press performance.

Fabric: 100% ultra-light polyester circular knit Swiss pique, 5 oz./sq.yd. Permanent X-EEDE performance must provide UV protection and wick moisture away from the body for superior comfort, thermal protection, ultimate dryness and enhanced performance. Fabric to be colorfast, abrasion resistant, and pill-proof. The permanent anti-microbial technology is odor, mildew and 99.9% bacteria resistant. Colors: white, black, tan, and navy.

Collar: The collar shall be a 5 oz. /sq. yd 100% polyester circular knit full fashion collar, with 2-3/4” points and permanent built-in stays placed along the edge for no-curl collar performance.

Placket: The 3-button placket shall be lined and finish 1-1/2” wide and 7” long. The bottom of the placket shall have a 1/2” stitched box, with a 1/2” mic loop sewn over the full width of the placket. The 3 buttons shall be evenly spaced on the placket with a horizontal buttonhole at the collar and vertical buttonholes for the two remaining buttons. The placket shall lap left over right.

Back: There shall be a semi-circular patch measuring 4-1/2” at the widest point, sewn at the neckline, running 1/4” from each shoulder seam. The seam edge will be merrowed with single needle topstitching sewn around the edge. The heat transfer label will be applied to the inside of this patch below the collar.

Sleeves: Sleeves are to be one piece, have a 1” rib knit welt hem and graded lengths. Sleeve setting and closing shall be done with a merrow stitch. There shall be a 1/4” topstitch around the armhole and next to welt at sleeve hem. The left sleeve shall have a pencil pocket, 2” wide x 6” long. This pocket will be divided into two compartments.

Flex Vent: Patent pending Flex Vent is made from 92% polyester/8% spandex mesh. Diamond shaped mesh measuring 2-5/8” wide is set into the sleeve and body panels at the underarm to allow for body heat ventilation and increased mobility and comfort.

Shoulder Seam:

Shoulder seams shall contain stretch elastic for increased mobility and be edge-stitched on the back. Both shoulders shall contain a mic pocket to be approximately 1-3/4” wide x 2” deep, sewn into the shoulder seam.

Hem: The bottom hem shall be 1” deep and topstitched.

Thread: The thread for seaming, stitching, buttonholes and button sewing shall be cotton-covered Polyester core. The thread shall be stabilized so as not to shrink in boiling water more than 1.5%.

Label and Care Instructions:

Each garment shall have a heat-seal brand label containing size, country of origin, care and content. A Ufx hang tag will be attached to the garment.

UPC Identification:

A printed UPC bar code tag must be attached to every garment. The UPC bar code must identify style, color and size information so as to be incorporated into an inventory management system. Appropriate support documentation must be available to assist the Agency in encoding UPC information.

Pressing and Packing:

Shirts shall be carefully completed in first class manner and individually packed in polyethylene bags. Shirts to be bulk packed.

Code of Conduct:

All garments must be produced in acceptable non-sweatshop working conditions. Verification of acceptable working conditions will be made through a completed Code of Conduct document that must be made available to the department. This document should list the location of the manufacturing companies/facilities and address child labor, wage and benefits, overtime, forced labor, freedom of association, harassment or abuse, health and safety, hours of work, nondiscrimination, and no retaliation guidelines. Noncompliance of this clause is cause for rejection.

Finished Dimensions

Size:	XS	S	M	L	XL	2XL	3XL	4XL	5XL	6XL
Collar Length:	14	15	16	17	18	19	20	20	21	22
Chest:	36	40	44	48	52	56	60	64	68	72
Sweep/bottom:	37	41	45	49	53	57	61	65	69	73
Back Length:	28	29	30	31	32	33	34	35	36	37
Sleeve Length:	9	9	9½	10	10½	11	11½	12	12½	13

Item 4: Men's Trousers

Item #: 47289-Stripe

FABRIC:

Content: 75% Polyester/25% Wool

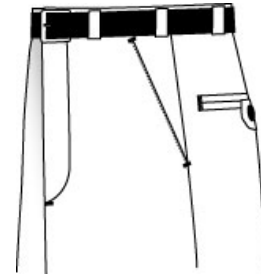
Weight: 11 ½ - 12 oz. per linear yard

Weave: Serge

Color: Brown

STYLE:

Trouser shall be manufactured from an up-to-date men's uniform trouser pattern. The trouser styling shall be T-1: plain front, two (2) quarter top front pockets, and two (2) hip pockets professionally finished with no visible topstitching. Work wear industrial style construction is unacceptable and shall be cause for rejection. The trousers must have a 1.5" tan stripe to match shirt.

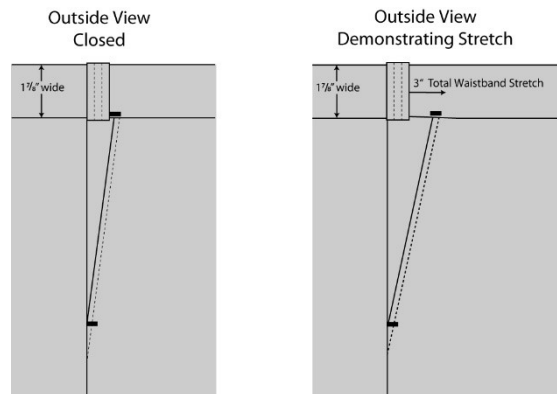


LINING MATERIAL:

The pocketing and fly lining material shall be 70% Polyester / 30% Cotton, 2.9 oz. per square yard (60" width) with a minimum 78 x 48 count. Pocketing must have a durable press finish and the color of the pocketing must be black.

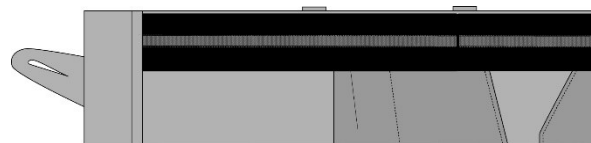
FREEDOM-FLEX WAISTBAND SYSTEM:

Trouser shall be made with a special Freedom-Flex System that will allow the wearer waist expansion of The waistband shall measure a minimum of 1-7/8" finished. The flexible expansion split portion of the shall be to the front of the trouser side seam and there ¾-inch wide side belt loop positioned to 'hide' the split of the waistband.



Waistband 2 1/2" to 3" wide when waistband shall be a expansion

The waistband curtain shall consist of two different styles for maximum waistband expansion to enhance wearer comfort, fit, and The front of the trouser (to the expansion split) curtain style shall consist of a 2-inch wide



appearance. waistband elastic section

that incorporates Tru-Grip, a ½" surface area composed of thin 55 gauge rubber for maximum comfort and performance. The Tru-Grip acts to help keep shirts tucked in securely. (Use of a single silicone strip or strips instead of ½" wide rubberized surface area shall be cause for rejection.)

The back half of the trouser waistband curtain shall finish a minimum 2-1/8" wide and is to be made of black pocketing material and shall be attached to the top of the trouser with a zigzag stitch. The waistband curtain must also contain Tru-Grip and will line up with the Tru-Grip on the front of the expansion split. (Substitution of a silicone strip or strips in place of Tru-Grip shall not be acceptable and shall be cause for rejection.)

The waistband curtain is composed of a wet laid non-woven canvas weighing 3.3 oz. per square yard. The canvas is covered in the same color and material as the pocketing. The ½" rubberized surface area is positioned 1-¼" up from the bottom of the curtain.

The specifications for the rubberized Tru-Grip curtain are as follows:

Width: 1-1/8-inch

Warp: 300 Denier Texturized Polyester

Filling: 300 Denier Texturized Polyester

Rubber: 55 Gauge

Count: 32-36 yarns per inch

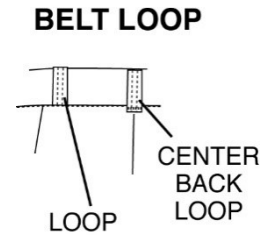
Contents: 59% Polyester/41% Rubber

To complete the Freedom-Flex Waistband System, there shall be a 1-1/4" wide elastic component sewn into the back half of the waistband curtain to allow for the stretch and recovery of the waistband to comfortably fit the wearer's waist size. There shall be a bartack for strength and durability sewn at the stress point on the waistband where it joins the front elasticized waistband curtain joining stitching (positioned, on the waistband above the front pocket.)

The waistband closure shall be accomplished with one crush proof hook and eye centered on the waistband for wearer comfort. The hook and eye shall be reinforced with a 7/8" non-woven tape that is anchored with topstitching through and through to the top of the waistband (bartacks in place of topstitching shall be cause for rejection). In addition to the stitching of the waistband when it is set onto the trouser, the waistband must also be topstitched below the waistband seam of the trouser to be finished to allow for alterations (with ample fabric and curtain material to allow trouser size to be increased at least one size). The outlet in the seat is to be proportional to the waist outlet so the seat may also be let out. Seat seam must be sewn with a tandem needle machine (double-needle stitch) for maximum stretch.

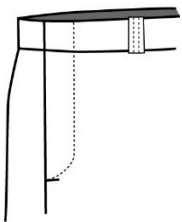
BELT LOOPS:

There shall be a minimum of seven belt loops 3/4" in width of double thickness. Each loop must have a non-woven interlining for added durability. All loops (except back center) must be sewn into the top and bottom of the waistband ("dropped" belt loops that are tacked to the outside of the trouser all around waist shall be cause for rejection). The top of the belt loops (except back center) shall be sewn into the waistband curtain seam with a Rocap machine using a zigzag stitch. The bottom of the center back loop shall be tacked to the trouser and the top of the loop tacked to the outside of the waistband to allow for easier waist alteration.



FLY:

"J" STITCH



Trouser shall have a brass metal zipper with memory lock brass slider secured by metal stopper at base. There shall be a French Fly tab closure on the inside of the right fly. The tab shall be double ply made of the basic trouser fabric (tabs made of pocketing material or a "grown on" French Fly will be cause for rejection). The right fly shall be lined with the same material and color as the pocketing. The fly lining shall be sewn to the left fly continuing below the zipper into the crotch area in a neat and durable manner. A button shall be located on the left fly corresponding with the French Fly tab to provide a clean and comfortable closure. Topstitching of fly to be installed with automatic "J" stitch equipment eliminating puckering and providing a clean finish. There shall be a firm straight bartack at the bottom of the fly going through the zipper tape for maximum strength. Bartack shall line up with starting point of "J" stitch.

SEAT:

Seat must be sewn with a Tandem Needle Machine (double-needle stitch) for maximum durability.

STRIPE:

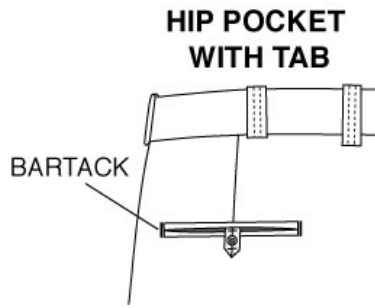
Trousers shall have 1.5" stripe to the waistband sewn onto side seam made of BL6604 fabric.

POCKETS:

The two (2) front pockets will be quarter top style with a minimum opening of 6" and a minimum depth of 5-3/4" measured from the bottom of the opening. Front pockets to have firm straight bartacks at top and bottom of pocket openings. Pockets shall be constructed using the stitch, turn, and topstitch method. Front pocket facing and barrier to be made of the basic trouser fabric. Facing

shall be a minimum of 1" and barrier shall measure a minimum of 2" (measured to the inside edge of pocket lining).

The two (2) hip pockets shall have a minimum 5-3/8" wide (bartack to bartack) opening and a minimum depth of 5-3/4" measured from the bottom of the pocket opening. Hip pockets shall be constructed using the double welt method on an automatic welt machine. The welts shall be finished in such a manner that there is no topstitching (topstitched hip pockets shall be cause for rejection). The corners of the hip pocket openings shall have straight bartacks for reinforcement (use of triangular bartacks shall be cause for rejection). Hip pocket facing and barrier are to be made of basic trouser fabric. Facing shall be a minimum of 3/4" and the barrier shall be a minimum of 1-1/2". The left hip pocket shall have a centered tab made of basic cloth inserted into the top welt with bartacks



at the top and bottom of the tab to form an opening for a button. A button shall be located below the bottom welt corresponding in location with the tab, which shall be interlined with non-woven for added durability. There shall be a dart centered above each hip pocket to waistband. Dart shall be approximately 2-3/4" long tapered from 3/8" at waistband and shall be installed with automatic equipment for a clean non-puckered finish.

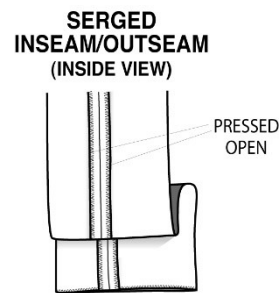
The watch pocket shall be located on the right front at the waistband. This pocket shall have a minimum opening of 2-5/8" and a minimum depth of 2-7/8". The front of the pocket shall be made of pocketing fabric and the back of the pocket shall be made of basic fabric and the two pieces are securely stitched together. Each corner of the pocket opening shall have firm straight bartacks.

CREASES:

The leg creases, front and back will have a silicone bead put in by using the Lintrak process.

STITCHING, PRESSING & FINISHING:

Trouser must be stitched with matching thread. Trouser must be neatly pressed on Hothead Presses and properly shaped. Outseams and inseams are edge serged on automatic equipment for uniformity of quality and shall be pressed open for a smooth pucker-free finish with repeated cleaning and pressing. Trouser must be cleaned and finished to eliminate loose threads.



STOCK SIZES:

Trouser must be available from stock in the following sizes:

- SHORT RISE: 28 - 40 (EVEN ONLY)
- REGULAR RISE: 28 - 48 (EVEN ONLY OVER 38)

LABELS:

Trouser must have a permanent label providing care instructions and small woven label indicating waist size. A removable paper ticket showing the size, fabric content, cut number, and WPL or RN number must be on the outside of the waistband. Ticket to be matchbook style installed with plastic staples for easy removal without damaging trouser material and showing size when trousers are stacked.

Item 5: Women's Trousers

Item #: 47299-Stripe

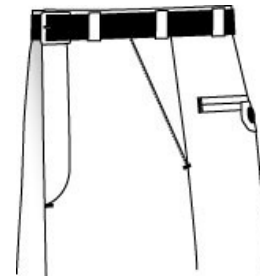
FABRIC:

- Content: 75% Polyester / 25% Wool
- Weight: 12 oz. per linear yard.
- Weave: Serge

Color: Brown

STYLE:

Garment shall be manufactured from an up-to-date women's pattern for easier sizing. The trouser styling shall be T-1: plain front, two (2) quarter pockets, and two (2) hip pockets professionally finished with no visible Work wear industrial style construction is unacceptable and shall be cause rejection. The trousers must have a 1.5" tan stripe to match shirt.



comfort and top front topstitching. for

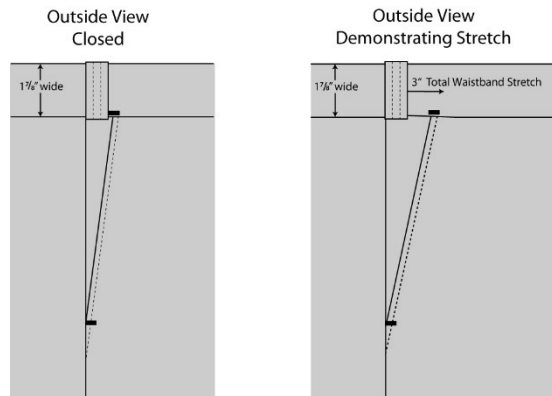
LINING MATERIAL:

The pocketing and fly lining material shall be 70% Polyester / 30% Cotton, square yard (60" width) with a minimum 78 x 48 count. Pocketing must have a durable press finish and the color of the pocketing must be black.

2.9 oz. per

FREEDOM-FLEX WAISTBAND

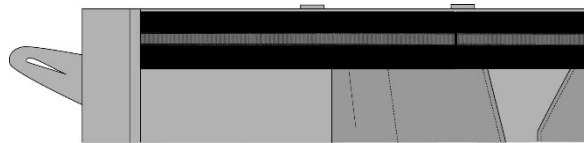
Trouser shall be made with a special Freedom-System that will allow the wearer waist 1/2" to 3". The waistband shall measure a 7/8" wide when finished. The flexible portion of the waistband shall be to the front of seam and there shall be a 3/4-inch wide side belt 'hide' the expansion split of the waistband.



SYSTEM:

Flex Waistband expansion of 2 minimum of 1-expansion split the trouser side loop positioned to

The waistband curtain shall consist of two different styles for maximum waistband expansion to enhance wearer comfort, fit, The front of the trouser (to the expansion curtain style shall consist of a 2-inch wide incorporates Tru-Grip, a 1/2" surface area



and appearance. split) waistband elastic section that composed of thin

55 gauge rubber for maximum comfort and performance. The Tru-Grip acts to help keep shirts tucked in securely. (Use of a single silicone strip or strips instead of 1/2" wide rubberized surface area shall be cause for rejection.)

The back half of the trouser waistband curtain shall finish a minimum 2-1/8" wide and is to be made of black pocketing material and shall be attached to the top of the trouser with a zigzag stitch. The waistband curtain must also contain Tru-Grip and will line up with the Tru-Grip on the front of the expansion split. (Substitution of a silicone strip or strips in place of Tru-Grip shall not be acceptable and shall be cause for rejection.)

The waistband curtain is composed of a wet laid non-woven canvas weighing 3.3 oz. per square yard. The canvas is covered in the same color and material as the pocketing. The 1/2" rubberized surface area is positioned 1-1/4" up from the bottom of the curtain.

The specifications for the rubberized Tru-Grip curtain are as follows:

Width: 1-1/8-inch

Warp: 300 Denier Texturized Polyester

Filling: 300 Denier Texturized Polyester

Rubber: 55 Gauge

Count: 32-36 yarns per inch

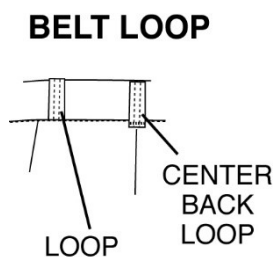
Contents: 59% Polyester/41% Rubber

To complete the Freedom-Flex Waistband System, there shall be a 1-1/4" wide elastic component sewn into the back half of the waistband curtain to allow for the stretch and recovery of the waistband to comfortably fit the wearer's waist size. There shall be a bartack for strength and durability sewn at the stress point on the waistband where it joins the front elasticized waistband curtain joining stitching (positioned, on the waistband above the front pocket.)

The waistband closure shall be accomplished with one crush proof hook and eye centered on the waistband for wearer comfort. The hook and eye shall be reinforced with a 7/8" non-woven tape that is anchored with topstitching through and through to the top of the waistband (bartacks in place of topstitching shall be cause for rejection). In addition to the stitching of the waistband when it is set onto the trouser, the waistband must also be topstitched below the waistband seam of the trouser to be finished to allow for alterations (with ample fabric and curtain material to allow trouser size to be increased at least one size). The outlet in the seat is to be proportional to the waist outlet so the seat may also be let out. Seat seam must be sewn with a tandem needle machine (double-needle stitch) for maximum stretch.

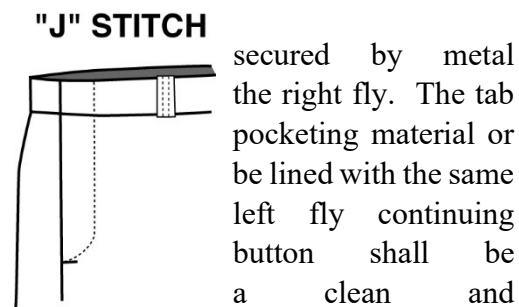
BELT LOOPS:

There shall be a minimum of seven belt loops 3/4" in width of double thickness. Each loop must have a non-woven interlining for added durability. All loops (except back center) must be sewn into the top and bottom of the waistband ("dropped" belt loops that are tacked to the outside of the trouser all around waist shall be cause for rejection). The top of the belt loops (except back center) shall be sewn into the waistband curtain seam with a Rocap machine using a zigzag stitch. The bottom of the center back loop shall be tacked to the trouser and the top of the loop tacked to the outside of the waistband to allow for easier waist alteration.



FLY:

Trouser shall have a brass metal zipper with memory lock brass slider stopper at base. There shall be a French Fly tab closure on the inside of shall be double ply made of the basic trouser fabric (tabs made of a "grown on" French Fly will be cause for rejection). The right fly shall material and color as the pocketing. The fly lining shall be sewn to the below the zipper into the crotch area in a neat and durable manner. A located on the left fly corresponding with the French Fly tab to provide comfortable closure. Topstitching of fly to be installed with automatic "J" stitch equipment eliminating puckering and providing a clean finish. There shall be a firm straight bartack at the bottom of the fly going through the zipper tape for maximum strength. Bartack shall line up with starting point of "J" stitch.



SEAT:

Seat must be sewn with a Tandem Needle Machine (double-needle stitch) for maximum durability.

STRIPE:

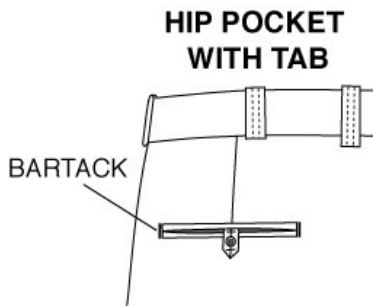
Trousers shall have 1.5" stripe to the waistband sewn onto side seam made of BL6604 fabric.

POCKETS:

The two (2) front pockets will be quarter top style with a minimum opening of 6" and a minimum depth of 4-1/2" measured from the bottom of the opening. Front pockets to have firm straight bartacks at bottom of pocket

openings. Pockets shall be constructed using the stitch, turn, and topstitch method. Front pocket facing and barrier to be made of the basic trouser fabric. Facing shall be a minimum of 1" and barrier shall measure a minimum of 2" (measured to the inside edge of the pocket lining).

The two (2) hip pockets shall have a minimum 5-3/8" wide (bartack to bartack) opening and a minimum depth of 5-3/4" measured from the bottom of the pocket opening. Hip pockets shall be constructed using the double welt method on an automatic welt machine. The welts shall be finished in such a manner that there is no topstitching (topstitched hip pockets shall be cause for rejection). The corners of the hip pocket openings shall have straight bartacks for reinforcement (use of triangular bartacks shall be cause for rejection). Hip pocket facing and barrier to be made of basic trouser fabric. Facing shall be a minimum of 3/4" and the barrier shall be a minimum of 1-1/2". The left hip pocket shall have a centered tab made of basic cloth inserted into the top welt with bartacks at the top and bottom of the tab to form an opening for a button. A button shall be located below the bottom welt corresponding in location with the tab, which shall be interlined with non-woven for added durability. There shall be a dart centered above each hip pocket to waistband. Dart shall be approximately 2-3/4" long tapered from 3/8" at waistband and shall be installed with automatic equipment for a clean non-puckered finish.



method on an automatic welt machine. The welts shall be finished in such a manner that there is no topstitching (topstitched hip pockets shall be cause for rejection). The corners of the hip pocket openings shall have straight bartacks for reinforcement (use of triangular bartacks shall be cause for rejection). Hip pocket facing and barrier to be made of basic trouser fabric. Facing shall be a minimum of 3/4" and the barrier shall be a minimum of 1-1/2". The left hip pocket shall have a centered tab made of basic cloth inserted into the top welt with bartacks at the top and bottom of the tab to form an opening for a button. A button shall be

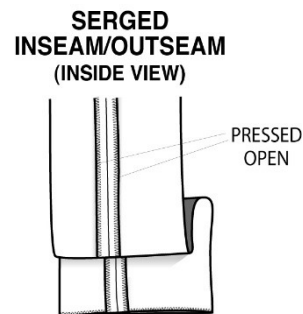
located below the bottom welt corresponding in location with the tab, which shall be interlined with non-woven for added durability. There shall be a dart centered above each hip pocket to waistband. Dart shall be approximately 2-3/4" long tapered from 3/8" at waistband and shall be installed with automatic equipment for a clean non-puckered finish.

CREASES:

The leg creases, front and back will have a silicone bead put in by using the Lintrak process.

STITCHING, PRESSING & FINISHING:

Trouser must be stitched with matching thread. Trouser must be neatly pressed on Hothead Presses and properly shaped. Outseams and inseams are edge serged on automatic equipment for uniformity of quality and shall be pressed open for a smooth pucker-free finish with repeated cleaning and pressing. Trouser must be cleaned and finished to eliminate loose threads.



STOCK SIZES:

Trouser must be available from stock in the following sizes:

Women's 2 – 18

LABELS:

Trouser must have a permanent label providing care instructions and small woven label indicating waist size. A removable paper ticket showing the size, fabric content, cut number, and WPL or RN number must be on the outside of the waistband. Ticket to be matchbook style installed with plastic staples for easy removal without damaging trouser material and showing size when trousers are stacked.

Item 6: Men's/Women's long sleeve shirts

Style #: 33W7804Z/126R7804ZTT

FABRIC:

Content:

100% Textured Polyester with Visa System 3

Weight:

7.0-7.5 oz. / linear yard

Color:

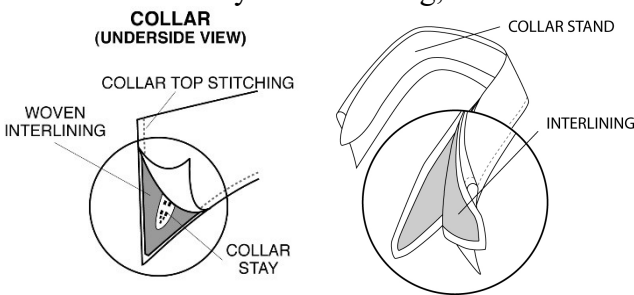
Silver Tan with brown shoulder straps and pocket flaps.

STYLE:

To be Flying Cross Model 33W7804Z/126R7804ZTT. Dress style, top center placket front with zipper, full cut tapered fit, banded collar, long sleeves with barrel cuffs, and dress shirttail. Two pleated breast pockets with topstitched scalloped flaps. Topstitched shoulder straps. Full badge reinforcement. Matching inside yoke and band of high lustre PolyTwill. Work wear industrial style shirt construction is unacceptable and shall be cause for rejection. A Franklin County Sheriff emblem provided by the Department shall be sewn to each sleeve.

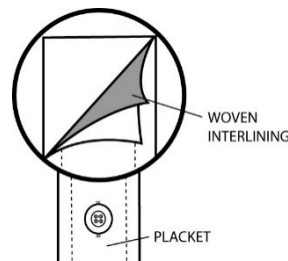
COLLAR & STAND:

Collar points to measure 3-1/8" long with ultrasonically fused-in Mylar stays. Collar to have woven interlining of #250 Dacron. Stays to be 3" long, 3/8" minimum width, and to be fused to under side of collar interlining. Stays applied directly to collar material itself unacceptable. Collar height at rear 1-1/2". Collar topstitched 1/4" off the edge. Collar stand to measure 1-5/16" at rear and band to be interlined with "Crease-N-Tack." Collar material itself (top or underside) shall have no fusing to Mylar stays or collar interlining.



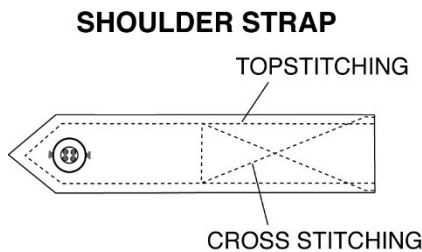
FRONT:

The left front shall have a top center placket 1-1/2" wide with two rows of stitches 7/8" apart. The shirt will have 7 buttons and buttonholes on the front; spacing between each will be 3-3/4" except the spacing between the neck button and the first button on the front, which will be approximately 3-1/4". Top center placket to have woven interlining of #250 Dacron. Non-woven interlining unacceptable and shall be cause for rejection. The fronts shall be joined to the yoke so that both raw edges of the yoke are turned under, with the front sandwiched between, and then all three are stitched down with a 1/16" raised stitch. Safety stitch joining unacceptable. A 15" nylon zipper, to be set below the second button and buttonhole, shall accomplish front closure. The top, second and bottom buttons to be attached to the right front, the balance to be sewn over the buttonholes on the left front.



SHOULDER STRAPS:

Shoulder straps to be two-piece pointed, 1/4" topstitched and to be set on yoke with leading topstitch conforming with front joining seam. To measure 2" at sleeve tapering to 1-3/8" and set not more than 1/2" from collar set seam. Cross-stitched approximately 2" from sleeve seam. Shoulder strap to have functional buttonhole to attach to sewn button on shoulder of shirt. Edge stitched shoulder strap construction unacceptable.

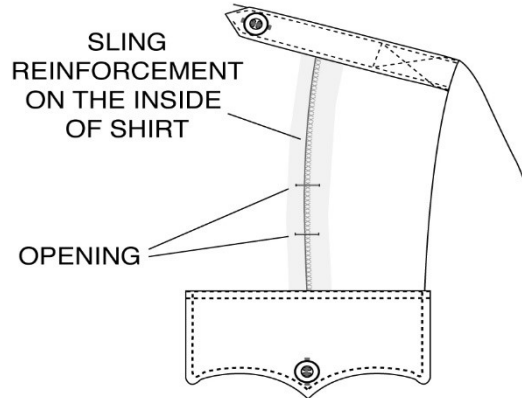


Edge stitched shoulder strap construction unacceptable.

BADGE REINFORCEMENT:

Two-ply sling 1" wide centered over left pocket and stitched to shoulder seam and flap setting stitch. It shall have 2 (two) buttonhole eyelets 1-1/4" from top of pocket flap spaced 1-1/4" apart and centered on sling.

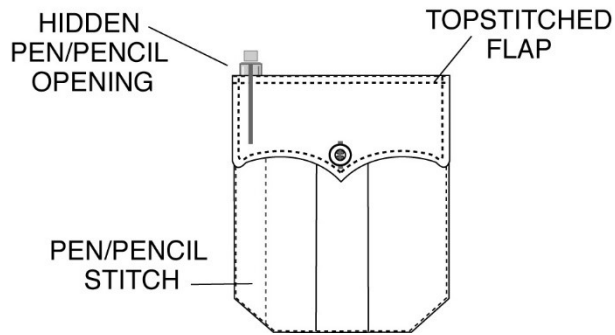
BADGE TAB



POCKETS:

Two breast patch pockets with mitered 1/2" stitched pleats. Pleats shall be stitched and full length of pleat to prevent spreading. measure 5-5/8" wide, 6" deep. Left breast 1/2" pencil stitch. Each pocket to have hook by 1/2" wide, positioned on both edges of correspond with outer scalloped flap points Velcro to be stitched all sides and to be sewn and shirt for added reinforcement.

POCKET

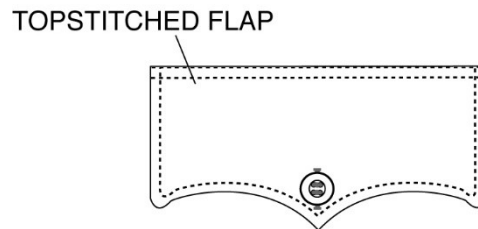


corners and 1-
top and bottom
Pocket to
to have 1-
Velcro, 3/4" long
pocket to
as specified.
through pocket

FLAPS:

Two piece deep scalloped design to measure 5-7/8" across and 2-3/4" in depth at center point, 2-1/4" at sides. Secured to shirtfront approximately 3/8" above pocket. Left flap to have invisible pencil opening 1-1/2" to correspond precisely with pencil slot of pocket. (Stop & start stitching for pencil opening unacceptable and shall be cause for rejection.) Flaps to be 1/4" topstitched. Flaps to have woven interlining of #250 Dacron. Creased and edge stitched pocket flap construction unacceptable. Under side of the flap to have looped Velcro 3/4" long by 1/2" wide stitched all sides, positioned on outer points of pocket flaps to secure with corresponding Velcro strips on pocket. Each flap shall have a button centered on uncut sewn buttonhole.

FLAP



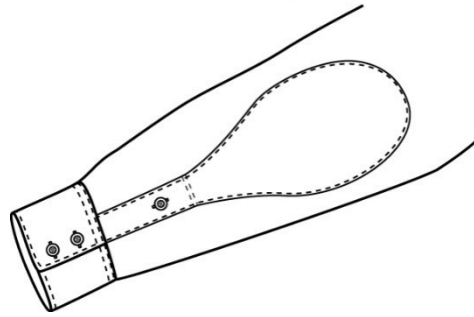
both
shirt

SLEEVES:

Sleeve vent shall have a round one piece elbow and vent facing. Lower facing shall measure 1/2" wide.

BANJO ELBOW REINFORCEMENT

reinforcement approximately



Cuffs to have one woven

CUFFS:

Two piece 1/2-inch hemmed cuff with 1/4" topstitching. measure 3" in depth with rounded corners (barrel cuffs). two buttons and corresponding buttonholes set vertically button and buttonhole in center of facing. Cuffs to have interlining of #250 Dacron.

BUTTONS:

First grade 20-ligne melamine.

SEWING:

Collar, shoulder straps, pocket flaps and cuffs to be topstitched 1/4" off the edge. Sleeve inserting and side close felling seams are to be safety stitched.

THREAD:

All sewing threads to be color fast polyester wrap to match.

INTERLININGS:

Collar, cuffs, pocket flaps and top center to be interlined with #250 Dacron. Collar band interlining to be "Crease-N-Tack".

MILITARY CREASES:

There shall be five stitched-in sharp military creases on all shirts. One crease on each front to be centered vertically. Front creases shall not be through pockets and flaps. Spacing for three military creases across shirt back to be proportionate to the size of the shirt.

CONSTRUCTION:

Collars, flaps and cuffs are made with conventional construction. Top ply, bottom ply and interlining are first stitched together, then turned right side out and finally topstitched.

STOCK SIZES:

Shirts must be available in the following sizes:

Sleeve lengths: 32-37 inches

Neck sizes: 14-1/2 to 18-1/2, 19, 20, 21, 22

Item 7: Men's/Women's short sleeve shirts

Style #: 85R7804Z/176R7804ZTT

FABRIC:

Content:

100% Textured Polyester with Visa System 3

Weight:

7.0 to 7.5 oz. / linear yard

Color:

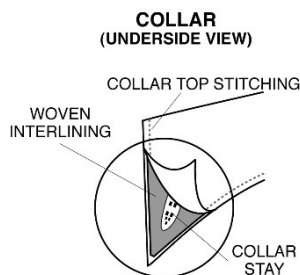
Silver Tan with brown shoulder straps and pocket flaps.

STYLE:

To be Flying Cross Model 85R7804Z/176R7804ZTT. Dress style, top center placket front with zipper, full cut tapered fit, convertible collar, short sleeves, and dress shirttail. Two pleated breast pockets with topstitched scalloped flaps. Topstitched shoulder straps. Full badge reinforcement. Matching inside yoke and banana band of high lustre PolyTwill. Work wear industrial style shirt construction is unacceptable and shall be cause for rejection. A Franklin County Sheriff emblem provided by the Department shall be sewn to each sleeve.

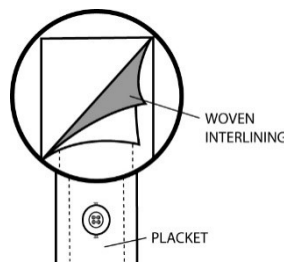
COLLAR:

Convertible collar shall be one piece. Collar points to measure 3" long with ultrasonically fused-in Mylar stays. Collar to have woven interlining of #250 Dacron. Stays to be 2-3/4" long, 3/8" minimum width, and to be fused to under side of collar interlining. Stays applied directly to collar material itself unacceptable. Collar topstitched 1/4" off the edge. Collar material itself (top or underside) shall have no fusing to Mylar stays or collar interlining.



FRONT:

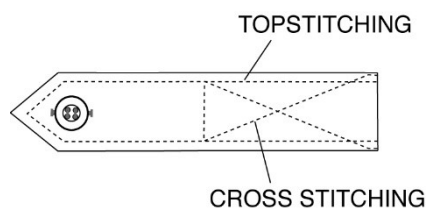
Each front shall have a facing approximately 3" in width. The left front shall have a top center placket 1-1/2" wide with two rows of stitches 7/8" apart. Stitching on top center is not to be visible on the turn-back facing. The shirt will have 7 buttons and buttonholes on the front; spacing between each will be 3-3/4" except the spacing between the neck button and the first button on the front, which will be approximately 3-1/4". Top center placket to have woven interlining of #250 Dacron. Non-woven interlining unacceptable and shall be cause for rejection. The fronts shall be joined to the yoke so that both raw edges of the yoke are turned under, with the front sandwiched between, and then all three are stitched down with a 1/16" raised stitch. Safety stitch joining unacceptable. A 15" nylon zipper, to be set below the second button and buttonhole, shall accomplish front closure. The top, second and bottom buttons to be attached to the right front, the balance to be sewn over the buttonholes on the left front.



SHOULDER STRAPS:

Shoulder straps to be two-piece pointed, 1/4" topstitched and to be set on yoke with leading topstitch conforming with front joining seam. To measure 2" at sleeve tapering to 1-3/8" and set not more than 1/2" from collar set seam. Cross-stitched approximately 2" from sleeve seam. Shoulder strap to have functional buttonhole to attach to sewn button on shoulder of shirt. Edge stitched shoulder strap construction unacceptable.

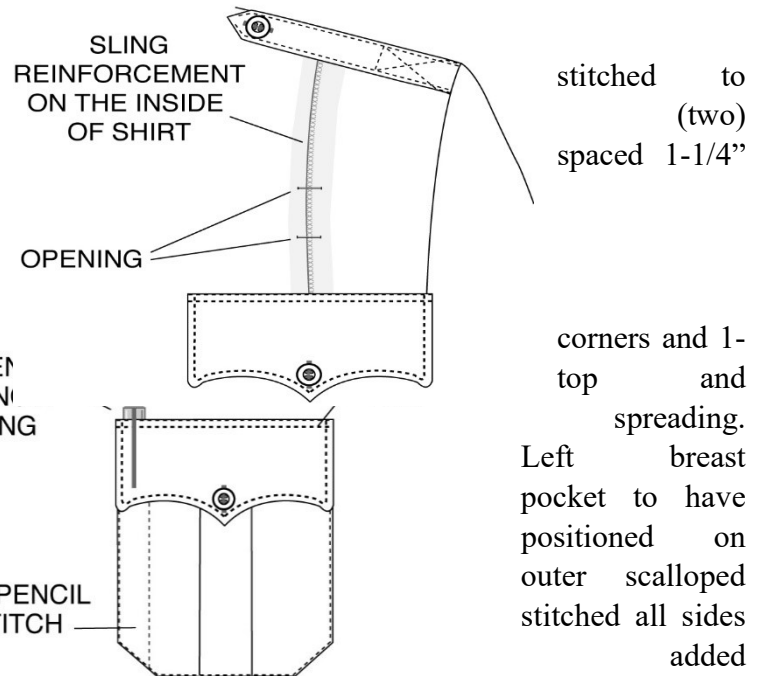
SHOULDER STRAP



BADGE TAB

BADGE REINFORCEMENT:

Two-ply sling 1" wide centered over left pocket and shoulder seam and flap setting stitch. It shall have 2 buttonhole eyelets 1-1/4" from top of pocket flap apart and centered on sling.



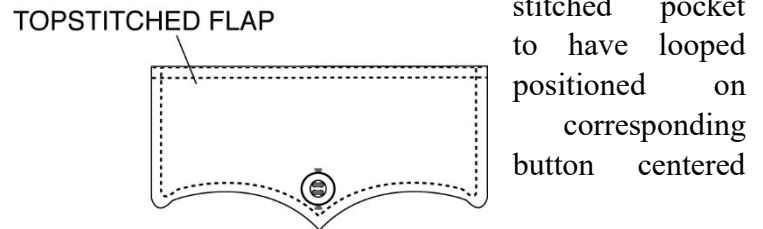
POCKETS:

Two breast patch pockets with mitered 1/2" stitched pleats. Pleats shall be stitched bottom and full length of pleat to prevent Pocket to measure 5-5/8" wide, 6" deep. pocket to have 1- 1/2" pencil stitch. Each hook Velcro, 3/4" long by 1/2" wide, both edges of pocket to correspond with flap points as specified. Velcro to be and to be sewn through pocket and shirt for reinforcement.

FLAPS:

Two piece deep scalloped design to measure 5-7/8" across and 2-3/4" in depth at center point, 2-1/4" at sides. Secured to shirtfront approximately 3/8" above pocket. Left flap to have invisible pencil opening 1-1/2" to correspond precisely with pencil slot of pocket. (Stop & start stitching for pencil opening unacceptable and shall be cause for rejection.) Flaps to be 1/4" topstitched. woven interlining of #250 Dacron. Creased and edge flap construction unacceptable. Under side of the flap Velcro 3/4" long by 1/2" wide stitched all sides, outer points of both pocket flaps to secure with Velcro strips on shirt pocket. Each flap shall have a on uncut sewn buttonhole.

FLAP



SLEEVES:

Sleeve are to be straight and whole and to have a 3/4" hem and to finish at a minimum of 9 1/2" long from shoulder seam.

BUTTONS:

First grade 20-ligne melamine.

SEWING:

Collar, shoulder straps, and pocket flaps to be topstitched 1/4" off the edge. Sleeve inserting and side close felling seams are to be safety stitched.

THREAD:

All sewing threads to be color fast polyester wrap to match.

INTERLININGS:

Collar, pocket flaps and top center to be interlined with #250 Dacron.

MILITARY CREASES:

There shall be five stitched-in sharp military creases on all shirts. One crease on each front to be centered vertically. Front creases shall not be through pockets and flaps. Spacing for three military creases across shirt back to be proportionate to the size of the shirt.

CONSTRUCTION:

Collars and flaps are made with conventional construction. Top ply, bottom ply and interlining are first stitched together, then turned right side out and finally topstitched.

STOCK SIZES:

Shirts must be available in the following sizes:

Neck sizes: 14-1/2 to 18-1/2, 19, 20, 21, 22

Item 8: Elbeco Undervest Male Long Sleeve Shirt

Style #: UVS113

Design: The UV1 Undervest is a long sleeve shirt with the upper body, sleeves, collar, and epaulets made of woven fabric and the lower body made of performance knit fabric. Garment has a three-button placket, flex vents, dual comm access openings and epaulets. All measurements are taken without stretching the material.

Tailoring: It is imperative that this garment be constructed according to the principles set forth in the specifications. All stitches must be of the proper tension and size so as to avoid puckering after the shirt has been laundered and to give best durable press performance. All sewing shall be with Dacron core thread to match shirt fabric.

The collar and cuffs are to be single stitched 1/4" from edge. The pockets and flaps shall be single stitched on the edge. A Franklin County Sheriff emblem (provided by the Department) shall be sewn on each sleeve 1/2" from the shoulder seam and centered.

Fabric: Fabric above chest: 100% texturized polyester in Silvertan, tropical weave with mechanical stretch that is easy-care and wrinkle-resistant with excellent color matching and color retention. Weight is 5.5 oz. per square yard. To ensure permanent moisture control and superior breathability, fabric must be treated at fiber level with Nano moisture wicking technology.

Fabric below chest: 100% polyester, featherweight performance knit that is colorfast, abrasion-resistant and pill-proof. Weight is 4.25 oz. per square yard. Permanent Nano moisture wicking takes moisture away from the body for superior comfort, thermal protection, ultimate dryness, and enhanced performance. Permanent anti-microbial technology is odor, mildew, and bacteria resistant.

Colors: Black, midnight navy, tan, spruce green and brown.

Collar: Banded dress collar has a leaf made of two pieces of self-cloth and one whole lining, which is fused to the top collar. Points are approximately 3" long. Back of stand measures 1½".

Innerstand is made of matching 65% Dacron polyester/35% cotton, weighing 4.2 oz. per square yard. Collar stays are of good quality vinyl that measure 2¾" long x ⅜" wide and are attached to the bottom collar.

Sleeves: To be straight and whole. Cuffs are 2⁷/₈" wide and fasten with two-button adjustable cuffs. There is a single stitch along top of cuff. Sleeve opening measures 4⁷/₈" from top of cuff. Facing for this opening is ⁵/₈" wide. Button is placed on sleeve opening with corresponding buttonhole.

Sleeves must be secured to the body of the shirt by a merrow stitch with a safety stitch to properly strengthen the stitch.

Flex Vent: Flex Vent is made from 92% polyester/8% spandex mesh. Diamond-shaped mesh measuring 3¹/₄" wide x 10¹/₄" long is set into the sleeve and body panels at the underarm to allow body heat ventilation, increased mobility, and comfort.

Placket: Three-button placket is lined and finishes 1¹/₂" wide x 7" long. Bottom of placket has a ¹/₂" mic loop sewn horizontally across. Three buttons are evenly spaced on the placket with a horizontal buttonhole at the neck and vertical buttonholes at the other two points. Placket laps left over right.

Dual Comm Access Openings:

Access openings measuring 1¹/₂" are set in each side seam 1" below the bottom tip of the Flex Vent. Pouch-style openings are clean-finished, neatly concealed, and reinforced for durability. Openings are used to thread communication wires under the front of the shirt to keep them out of the way.

Knit Panel: Panel begins in the front across the chest at the bottom of the placket and extends through the hemline. Panel in the back begins 8" from the back-neckline seam and extends through the hemline.

Shoulder Straps:

Lined shoulder straps are pointed at the end toward the neck of the shirt. The other end is sewn in the sleeve head seam. Straps are fastened with one matching button. A small cut-through under the button accommodates removable metal buttons. Straps measure 2" at sleeve and taper to 1³/₈" and are set about ¹/₂" from the collar. Shoulder straps are box-stitched to shoulders with row of cross-stitching 2¹/₈" from sleeve head seam.

Back/Shoulder:

One-piece yoke has a top-stitch on the outer ply. Front and back panels are joined with a 4-thread mock-stitch and single-needle top-stitch.

Seams: Upper woven and lower knit panels are joined with a 4-thread mock-stitch and single-needle top-stitch to prevent puckering while providing a smooth, comfortable seam against the body.

Thread: Thread for seaming, stitching, buttonholes, and button sewing is cotton-covered polyester core. Thread is stabilized so as not to shrink in boiling water more than 1.5%.

Bottom Hem: Hem is 1" deep and has a two-needle cover stitch.

Labels: Each garment has a heat-seal brand label containing size, country of origin, care, and content. A branded hang tag is attached to the garment.

Pressing and Packing:

Shirts are carefully completed in first class manner.

UPC Identification:

A printed UPC bar code tag must be attached to every garment. The UPC bar code must identify style, color, and size information to be incorporated into an inventory management system. Appropriate support documentation must be available to assist the Agency in encoding UPC information.

Code of Conduct:

All garments must be produced in acceptable non-sweatshop working conditions. Verification of acceptable working conditions are made through a completed Code of Conduct document that must be made available to the department. This document should list the location of the manufacturing companies/facilities and address child labor, wage and benefits, overtime, forced labor, freedom of association, harassment or abuse, health and safety, hours of work, non-discrimination, and no retaliation guidelines. Noncompliance of this clause is cause for rejection.

Finished Dimensions:

Neck Size:	14-14½	15-15½	16-16½	17-17½	18-18½	19-20	21-22
Chest	41	45	49	53	57	63	71
Waist	37	41	45	50	55	63	71
Back Length	29	30	31	32	33	34	36
Combination Sleeve Length:			32/33 is 33½				
			34/35 is 35½				
			36/37 is 37½				

Item 9: Elbeco Undervest Male Short Sleeve Shirt

Style #: UVS114

Style: UV1 Undervest is a short sleeve shirt with the upper body, sleeves, collar, and epaulets made of woven fabric and the lower body made of performance knit fabric. Garment has a three-button placket, flex vents, dual comm access openings and epaulets. All measurements are taken without stretching the material.

Tailoring: It is imperative that this garment be constructed according to the principles set forth in the specifications. All stitches must be of the proper tension and size so as to avoid puckering after the shirt has been laundered and to give best durable press performance. All sewing shall be with Dacron core thread to match shirt fabric.

The collar and cuffs are to be single stitched 1/4" from edge. The pockets and flaps shall be single stitched on the edge. A Franklin County Sheriff emblem (provided by the Department) shall be sewn on each sleeve 1/2" from the shoulder seam and centered.

Fabric: Fabric above chest: 100% texturized polyester, tropical weave with mechanical stretch that is easy-care and wrinkle-resistant with excellent color matching and color retention. Weight is 5.0–5.5 oz.

per square yard. To ensure permanent moisture control and superior breathability, fabric must be treated at fiber level with Nano moisture wicking technology.

Fabric below chest: 100% polyester, featherweight performance knit that is colorfast, abrasion-resistant and pill-proof. Weight is 4.25 oz. per square yard. Permanent Nano moisture wicking takes moisture away from the body for superior comfort, thermal protection, ultimate dryness, and enhanced performance. Permanent anti-microbial technology is odor, mildew, and bacteria resistant.

Colors: Midnight navy, black, tan, spruce green and brown.

Collar: Convertible collar is one piece, measures 3" long at points and 1⁵/₈" wide at back and is constructed of two plies of basic material and one ply of D331 top fuse lining. Collar is lined with matching 65% Dacron polyester/35% cotton, weighing 4.2 oz. per square yard. Collar lining is banana shaped. Collar stays are of good quality vinyl that measure 2³/₄" long x ³/₈" wide and are attached to the bottom collar.

Sleeves: Made from woven fabric, are straight and whole, have 1" hems and finish from shoulder seams as follows:

<u>Size</u>	<u>Finished Length</u>
S	9 ¹ / ₂ "
M	10"
L – 2XL	10 ¹ / ₂ "
3XL – 4XL	11"

Sleeves must be secured to the body of the shirt by a merrow stitch with a safety stitch to properly strengthen the stitch.

Flex Vent: Flex Vent is made from 92% polyester/8% spandex mesh. Diamond-shaped mesh measuring 3¹/₄" wide x 10¹/₄" long is set into the sleeve and body panels at the underarm to allow body heat ventilation, increased mobility, and comfort.

Placket: Three-button placket is lined and finishes 1¹/₂" wide x 7" long. Bottom of placket has a ¹/₂" mic tab sewn horizontally across. Three buttons are evenly spaced on the placket with a horizontal buttonhole at the neck and vertical buttonholes at the other two points. Placket laps left over right.

Dual Comm Access Openings:

Access openings measuring 1¹/₂" are set in each side seam 1" below the bottom tip of the Flex Vent. Pouch-style openings are clean-finished, neatly concealed, and reinforced for durability. Openings are used to thread communication wires under the front of the shirt to keep them out of the way.

Knit Panel: Panel begins in the front across the chest at the bottom of the placket and extends through the hemline. Panel in the back begins 8" from the back-neckline seam and extends through the hemline.

Shoulder Straps:

Lined shoulder straps are pointed at the end toward the neck of the shirt. The other end is sewn in the sleeve head seam. Straps are fastened with one matching button. A small cut-through under

the button accommodates removable metal buttons. Straps measure 2" at sleeve and taper to 1³/₈" and are set about 1/2" from the collar. Shoulder straps are box-stitched to shoulders with a row of cross-stitching 2¹/₈" from sleeve head seam.

Back/Shoulder:

One-piece yoke has a top-stitch on the outer ply. Front and back panels are joined with a 4-thread mock-stitch and single-needle top-stitch.

Seams: Upper woven and lower knit panels are joined with a 4-thread mock-stitch and single-needle top-stitch to prevent puckering while providing a smooth, comfortable seam against the body.

Thread: Thread for seaming, stitching, buttonholes, and button sewing are cotton-covered polyester core. Thread is stabilized so as not to shrink in boiling water more than 1.5%.

Bottom Hem: Hem is 1" deep and has a two-needle cover-stitch.

Labels: Each garment has a heat-seal brand label containing size, country of origin, care, and content. A branded hang tag is attached to the garment.

Pressing and Packing:

Shirts are carefully completed in first class manner and individually packed in polyethylene bags. Shirts are bulk-packed.

UPC Identification:

A printed UPC bar code tag must be attached to every garment. The UPC bar code must identify style, color, and size information to be incorporated into an inventory management system. Appropriate support documentation must be available to assist the Agency in encoding UPC information.

Code of Conduct:

All garments must be produced in acceptable non-sweatshop working conditions. Verification of acceptable working conditions are made through a completed Code of Conduct document that must be made available to the department. This document should list the location of the manufacturing companies/facilities and address child labor, wage and benefits, overtime, forced labor, freedom of association, harassment or abuse, health and safety, hours of work, non-discrimination, and no retaliation guidelines. Noncompliance of this clause is cause for rejection.

Finished Dimensions:

Size:	S	M	L	XL	2XL	3XL	4XL	5XL
Chest	41	45	49	53	57	61	65	69
Waist	37	41	45	50	55	60	65	69
Back Length	29	30	31	32	33	34	35	36

Item 8: Long sleeve polo shirts – Elbeco UFX

Item #: K5142/K5182LC (Silvertan), K5140/K5180 (White), K5141/K5181LC (Black), K5144/K5184LC (Navy), K5149/K5189LC(French Blue), K5148/K5188LC(Grey), K5151

Style: This loose-fit, polo-style, long sleeve, knit shirt has gusseted side panels, three-button placket with mic loop, full-fashion knit collar and mic pockets on shoulders. All measurements are taken without stretching the material.

Tailoring: It is imperative that this garment is constructed according to the principles set forth in the specifications. All stitches must be of proper tension and size to avoid puckering after the shirt has been laundered and give best durable press performance.

Fabric: 100% polyester, circular-knit, Swiss pique, weighing 7.25 oz. per square yard. Permanent Nano moisture wicking takes moisture away from the body for superior comfort, thermal protection, ultimate dryness, and enhanced performance while providing UV protection. Fabric is colorfast, abrasion-resistant and pill-proof. Permanent anti-microbial technology is odor, mildew and 99.9% bacteria resistant.

Colors: White, black, tan, light blue, midnight navy, red, OD green, gray, French blue and royal blue.

Collar: To be 100% polyester, circular-knit, full-fashion collar with 2¾” points and permanent built-in stays placed along the edge for no-curl collar performance. Weight is 7.25 oz. per square yard.

Sleeves: To be long, one piece. Cuffs are 2” wide, 1x1 circular knit rib with Lycra, dyed to match body and knit collar. Sleeve setting and closing are done with a merrow stitch. There is a ¼” top-stitch around the armhole and next to cuff. Left sleeve has a pencil pocket, 2” wide x 6” long, which is divided into two compartments.

Placket: Three-button placket is lined and finishes 1½” wide x 7” long. Bottom of placket has a ½” stitched box with a ½” mic loop sewn over the full width of the placket. Three buttons are evenly spaced on the placket with a horizontal buttonhole at the collar and vertical buttonholes for the two remaining buttons. Placket laps left over right.

Flex Vent: Flex vent is made from 92% polyester/8% spandex mesh knit. Diamond-shaped mesh measuring 3½” wide x 10¼” long is set into the sleeve and body panels at the underarm to allow body heat ventilation, increased mobility, and comfort.

Seams: Shoulder seams contain stretch elastic for increased mobility and are edge-stitched on the back. Both shoulders contain a mic pocket, approximately 1¾” wide x 2” deep, sewn into the shoulder seam.

Thread: Thread for seaming, stitching, buttonholes, and button sewing is cotton-covered polyester core. Thread is stabilized so as not to shrink in boiling water more than 1.5%.

Back: A semi-circular patch measuring 4½” at the widest point is sewn at the neckline, running ¼” from each shoulder seam. Seam edge is merrowed with single-needle top-stitching sewn around the edge. The heat transfer label is applied to the inside of this patch below the collar.

Bottom Hem: To be 1” deep and top-stitched.

Labels: Each garment has a heat-seal brand label containing size, country of origin, care, and content. A Ufx hang tag is attached to the garment.

Pressing and Packing:

Shirts are carefully completed in first class manner and individually packed in polyethylene bags. Shirts are bulk packed.

UPC Identification:

A printed UPC bar code tag must be attached to every garment. The UPC bar code must identify style, color, and size information to be incorporated into an inventory management system. Appropriate support documentation must be available to assist the Agency in encoding UPC information.

Code of Conduct:

All garments must be produced in acceptable non-sweatshop working conditions. Verification of acceptable working conditions are made through a completed Code of Conduct document that must be made available to the department. This document should list the location of the manufacturing companies/facilities and address child labor, wage and benefits, overtime, forced labor, freedom of association, harassment or abuse, health and safety, hours of work, non-discrimination, and no retaliation guidelines. Noncompliance of this clause is cause for rejection.

Finished Dimensions:

Size	XS	S	M	L	XL	2XL	3XL	4XL	5XL	6XL
Collar Length	14	15	16	17	18	19	20	20	21	22
Chest	36	40	44	48	52	56	60	64	68	72
Bottom	35½	39½	43½	47½	51½	55½	59½	63½	67½	71½
Back Length	27¼	28¼	29¼	30¼	31¼	32¼	33¼	34¼	35¼	36¼
Sleeve Length	31½	32½	34	35	36	36½	36½	37	37	38

Item 10: Elbeco Male Hidden Cargo Pants

Style #: 713-6

Style: Pants are made with the Essential Fit uniform pattern, having a plain front with a covert waistband, quarter-top front pockets, two back pockets, a watch pocket, two hidden cargo pockets, 7/8" belt loops and a 1½" tan stripe on each leg outseam.

Fabric: 74% polyester/25% worsted wool (long-staple)/1% Lycra serge weave with 17% engineered stretch for increased range of movement for maximum comfort. Weight is 7.6 oz. per square yard or 13 oz. per linear yard. Color: brown.

Pockets

Front: Quarter-top front pocket openings are a minimum 6½” and 6” deep from the bottom of each opening. Pockets are stitched, turned, and restitched. Inside facing is a separate piece of self-material finishing no less than 1¼” wide. There is a tandem stitch along the facing for additional stability and strength. Left pocket has a security pocket set in the pocket bag, closed with a 7” invisible zipper.

Back: Back pockets have minimum openings of 6” and 6” deep. They are made with a Reese PW automatic machine and finished on the outside with an exposed top and bottom cord. Left pocket has a tab to button. Watch pocket, located approximately 2½” to the front of the right sideseam at the waistband, has an approximate opening of 3” and 3” deep. Front and watch pockets have straight bar-tacks, and back pockets have triangular bar-tacks.

Side: Two hidden cargo pockets centered on the sideseam stripe, set 10” below waistband, are constructed using the double-welt method on a Reece PW machine. Internal pockets are constructed of pocketing fabric, measure 7” wide x 9” deep, and close with 7” zippers. Inside each internal pocket is a cell phone pocket measuring 3¾” x 5½”. Pockets have straight bar-tacks.

Pocketing: To be black 65% polyester/35% cotton with a minimum thread count of 70 x 48, weighing 4.3 oz. per square yard.

Waistband: Covert waistband contains a hidden elastic extension, providing up to 3” of additional stretch. Front of the outer waistband tapers through the covert opening at the top of the front pocket opening. The 1¼” wide elastic extends from the end of the taper through the waistband behind the sideseam. All stress points are bar-tacked.

Inner waistband is a DutyFit waistband, which provides additional stretch to the wearer’s exact size while providing permanent recovery memory. DutyFit waistband is continuous on the inside of the waistband to provide additional support and recovery to the waistband extension. There are no split openings in the inside curtain.

Inside waistband is made with black poly/spandex/nylon/latex with 50% stretch. There is a ½” exposed gripper track in the center for shirt retention. Waistband measures 2½” and is attached with a rocap machine. Knit elastic banrol stiffener measuring 1” is sewn into the entire waistband to provide additional support.

Waistband is constructed using the closed method and measures 2” wide when finished. Waistband closure is accomplished with a double crush-proof hook and eye, bar-tacked for stability. Hooks and eyes are reinforced with stays made of a non-woven fabric that are anchored by the top-stitching for the fly facing and curtain. Top-stitching must be to the top of the waistband. Waistband must have a crack stitch for added strength. No alternative waistband is acceptable.

Belt Loops: There are a minimum of five lined loops on waist sizes 30 and below, seven loops on sizes 31 through 48, and nine on sizes 50 and over. Each loop is ⅞” wide of double-thickness with stitching on the face side ⅜” from each edge. Except for the back loop, which is tacked on, all loops are sewn into the bottom of the waistband and into the rocap. They accommodate a 1½” belt.

Inner Fly/Crotch:

Right fly and front crotch linings are the same fabric and color as the waistband curtain. A non-woven interlining is sewn to the fly for additional stability and strength. Right fly lining is sewn to the left fly below the zipper and continues centered on the join seam across the inseam

and ends 1” onto the backseam. A separate French fly made of the outer fabric is sewn to the inside right fly.

There is a triple-stitch crotch reinforcement to prevent seam failure in the crotch and inseam area. Crotch is secured with two rows of stitching. One row is on the inside of the trouser, then turned, and an additional row is sewn on the outside of trouser.

Zipper: Trousers are closed with a gun metal memory lock zipper and have a brass bottom stop at the base of the zipper chain. A straight bar-tack is sewn through from the outside of the garment to the inside at the bottom of the fly. It is sewn through the zipper tape, the right and left fly, and the right fly lining. Right and left fly are joined by an additional bar-tack located below the bottom zipper stop on the inside of the trouser.

Striping: Trousers have a 1½" tan polyester/rayon stripe sewn into the sideseam of each leg. Stripe runs from the bottom of the waistband to the top of the hidden cargo pocket welt, then from the bottom of the bottom welt to the bottom hem.

Creasing: Front and back creases in the trouser legs must incorporate a permanent modified silicone crease produced by the Creaset system.

Seams: Entire trouser is seamed with Polyester core or 100% polyester spun thread. Seat seam is stitched with a tandem needle seat seaming machine.

Labels: There is a woven brand label sewn in the left hip pocket bag. A woven size label is sewn next to the main label with a care and content label sewn below that label. An outside waistband label is marked with lot number, size, fiber content, cut number and UPC Identification.

Finishing and Pressing:

All loose threads are removed. Trousers must be pressed completely and properly with sideseam, inseam and seat seam pressed open. There must be a Jetclip attached to the top fly of the finished trouser.

UPC Identification:

A printed UPC bar code tag must be attached to every garment to be visible in the package. The UPC bar code must identify style, color, and size information to be incorporated into an inventory management system. Appropriate support documentation must be available to assist Agency in encoding UPC information.

Code of Conduct:

All garments must be produced in acceptable non-sweatshop working conditions. Verification of acceptable working conditions are made through a completed Code of Conduct document that must be made available to the department. This document should list the location of the manufacturing companies/facilities and address child labor, wage and benefits, overtime, forced labor, freedom of association, harassment or abuse, health and safety, hours of work, non-discrimination, and no retaliation guidelines. Noncompliance of this clause is cause for rejection.

Finished Dimensions:

Size:	28	29	30	31	32	33	34	35	36
Waist relaxed	28½	29½	30½	31½	32½	33½	34½	35½	36½

Waist stretched	31½	32½	33½	34½	35½	36½	37½	38½	39½
Seat	38 ¹⁵ / ₁₆	39¾	40 ⁵ / ₈	41 ⁷ / ₁₆	42 ⁵ / ₁₆	43 ³ / ₁₆	44 ¹ / ₁₆	45	45 ¹⁵ / ₁₆
Front Rise	9 ⁵ / ₈	9¾	9 ⁷ / ₈	10	10 ¹ / ₈	10 ³ / ₈	10½	10 ⁵ / ₈	10¾
Back Rise	14 ⁷ / ₈	15	15 ¹ / ₈	15¼	15 ³ / ₈	15½	15 ⁵ / ₈	15 ¹³ / ₁₆	16
Inseam	37 ⁷ / ₁₆	37 ⁷ / ₁₆	37 ⁷ / ₁₆	37 ⁷ / ₁₆	37 ⁷ / ₁₆	37 ⁷ / ₁₆	37 ⁷ / ₁₆	37 ⁷ / ₁₆	37 ⁷ / ₁₆
Size:	37	38	40	42	44	46	48	50	52
Waist relaxed	37½	38½	40½	42½	44½	46½	48½	50½	52½
Waist stretched	40½	41½	43½	45½	47½	49½	51½	53½	55½
Seat	46 ¹¹ / ₁₆	47 ⁷ / ₁₆	49	50 ⁹ / ₁₆	52 ³ / ₁₆	53¾	55 ⁷ / ₁₆	57 ¹ / ₁₆	58¾
Front Rise	10 ⁷ / ₈	11 ¹ / ₈	11 ³ / ₈	11¾	12 ¹ / ₈	12 ³ / ₈	12¾	13 ¹ / ₈	12 ³ / ₈
Back Rise	16 ³ / ₁₆	16 ⁵ / ₁₆	16 ¹¹ / ₁₆	17 ¹ / ₁₆	17 ³ / ₈	17¾	18 ¹ / ₈	18 ⁷ / ₁₆	18 ¹³ / ₁₆
Inseam	37 ⁷ / ₁₆	37 ⁷ / ₁₆	37 ⁷ / ₁₆	37 ⁷ / ₁₆	37 ⁷ / ₁₆	37 ⁷ / ₁₆	37 ⁷ / ₁₆	37 ⁷ / ₁₆	37 ⁷ / ₁₆

Item 11: Elbeco Female Hidden Cargo Pants

Style #: 512-6

Style: Pants are made with the Ladies Choice pattern, featuring a contour waistband with elastic side panels, shortened rise and reshaped hip and seat. Pants have a plain front with quarter-top front pockets, two back pockets, a watch pocket, two hidden cargo pockets, 7/8" belt loops and a 1½" tan stripe on each leg outseam.

Fabric: 74% polyester/25% worsted wool (long-staple)/1% Lycra serge weave with 17% engineered stretch for increased range of movement for maximum comfort. Weight is 7.6 oz. per square yard or 13 oz. per linear yard. Color: brown.

Pockets

Front: Front pocket openings are 6" on size 2, 6¼" on sizes 4 and 6, and 6½" on sizes 8 and above, and are 6" deep from the bottom of each opening. Pockets are stitched, turned, and restitched. Inside facing is a separate piece of self-material finishing no less than 1¼" wide. There is a tandem stitch along the facing for additional stability and strength. Left pocket has a security pocket set in the pocket bag, closed with a 7" invisible zipper.

Back: Back pockets have minimum openings of 5" on sizes 8 and below, 5½" on sizes 10 and above and are 6" deep. They are made with a Reese PW automatic machine and finished on the outside with an exposed top and bottom cord. Left pocket has a tab to button. Watch pocket, located approximately 2½" to the front of the right sideseam at the waistband, has an approximate opening of 3" and 3" deep. Front pockets and watch pocket have straight bar-tacks, and back pockets have triangular bar-tacks.

Side: Two hidden cargo pockets centered on the sideseam stripe, set 10" below the waistband, are constructed using the double-welt method on a Reece PW machine. Internal pockets are constructed of pocketing fabric, measure 7" wide x 9" deep, and close with 7" zippers. Inside each internal pocket is a cell phone pocket measuring 3¾" x 5½". Pockets have straight bar-tacks.

Pocketing: To be black 65% polyester/35% cotton with a minimum thread count of 70 x 48, weighing 4.3 oz. per square yard.

Waistband: Ladies Choice construction provides superior comfort and performance. Curtain, attached with a rocap machine, is made of black, bias-cut, cotton-blended twill and ½" shirt retention strip. Inside the waistband are two pieces of breathable non-woven stretch canvas for support. Waistband is fused for additional support.

Finished waistband is 2" wide and closed with a crush-proof hook and eye, the eye being bar-tacked for stability. There are ¾" elastic sewn into each side of the waistband for superior fit. Finished waistband is set on and stitched below the lower edge through the outer fabric and the waistband curtain. No alternative waistband is acceptable.

Belt Loops: There are a minimum of five belt loops on waist sizes 8 and under, and a minimum of seven on sizes 10 and over. Each loop is ⅞" wide of double-thickness with stitching on the face side ⅜" from each edge. Except for the back loop, which is tacked on, all loops are sewn into the bottom of the waistband and into the rocap. They accommodate a 1⅝" belt.

Inside Trim: Right fly is the same fabric and color as the waistband curtain. A non-woven interlining is fused to the fly for additional stability and strength. Right fly lining is sewn to the left fly below the zipper.

Zipper: Trousers are closed with a gun metal memory lock zipper and have a brass bottom stop at the base of the zipper chain. A straight bar-tack is sewn through from the outside of the garment to the inside at the bottom of the fly. It is sewn through the zipper tape, the right and left fly, and the right fly lining. Right and left fly are joined by an additional bar-tack located below the bottom zipper stop on the inside of the trouser.

Striping: Trousers have a 1½" tan polyester/rayon stripe sewn into the sideseam of each leg. Stripe runs from the bottom of the waistband to the top of the hidden cargo pocket welt, then from the bottom of the bottom welt to the bottom hem.

Creasing: Front and back creases in the trouser legs must incorporate a permanent modified silicone crease produced by the Creaset system.

Seams: Entire trouser is seamed with polyester core or 100% polyester spun thread. Seat seam is stitched with a tandem needle seat seaming machine. Outside trouser leg seam is seam busted.

Labels: There is a woven brand label sewn-in the left hip pocket bag. A woven size label is sewn next to the main label with a care and content label sewn below that label. An outside waistband label is marked with lot number, size, fiber content, cut number and UPC Identification.

Finishing and Pressing:

All loose threads are removed. Trousers must be pressed completely and properly with sideseam, inseam and seat seam pressed open. There must be a Jetclip attached to the top fly of the finished trouser.

UPC Identification:

A printed UPC bar code tag must be attached to every garment to be visible in the package. The UPC bar code must identify style, color, and size information to be incorporated into an inventory management system. Appropriate support documentation must be available to assist Agency in encoding UPC information.

Code of Conduct:

All garments must be produced in acceptable non-sweatshop working conditions. Verification of acceptable working conditions are made through a completed Code of Conduct document that must be made available to the department. This document should list the location of the manufacturing companies/facilities and address child labor, wage and benefits, overtime, forced labor, freedom of association, harassment or abuse, health and safety, hours of work, non-discrimination, and no retaliation guidelines. Noncompliance of this clause is cause for rejection.

Finished Dimensions:

Size:	2	4	6	8	10	12
Waist relaxed	26½	27½	28½	29½	30½	32
Waist stretched	29½	30½	31½	32½	33½	35
Seat	36¼	37¼	38¼	39¼	40¼	41¼
Front Rise	8	8¼	8½	8¾	9	9¼
Back Rise	14⅝	14⅞	15⅞	15⅞	15⅞	15⅞
Inseam	35	35	35	35	35	35

Size:	14	16	18	20	22	24
Waist relaxed	33½	35	37	39	41	43
Waist stretched	36½	38	40	42	44	46
Seat	43¼	44¾	46¾	48¾	50¾	52¾
Front Rise	9½	9¾	10	10¼	10½	10¾
Back Rise	16⅞	16⅞	16⅞	16⅞	17⅞	17⅞
Inseam	35	35	35	35	35	35

Item 12: Duty Jacket

Style #: SH3466-030

General Design

The parka shall be a full zip to the neck waterproof/windproof/breathable garment with taped seams, a waterproof, three-piece drop in hood, zipper tracks for optional jacket/liner inserts, and optional Hidden Agenda™ pull down

panels for safety and visibility of wearer when needed. All measurements mentioned in the construction specifications are based on stock size Large/Regular.

Shell Fabric:

The shell fabric shall be 3.8oz/yd² 100% Invista™ Tactel® 280D Supplex® Air Texturized Nylon or equal, with a non-ravel polyurethane back coating, and durable water repellent finish. The construction shall be 110 x 54. The shell fabric shall be available in colors Dark Navy, Black, Brown and Police Green.

Shell Fabric Performance Requirements

	Test Method	Requirement
Weight, oz/yd ²	ASTM D3776, Opt C	3.8oz/yd ² (+-5%)
Tensile Strength (Minimum Newtons)	ASTM D5034 C.R.E Grab Method	Warp 550 Fill 950
Tear Strength (minimum Newtons)	ASTM D1424 Pendulum Method	Warp 10 Fill 25
Abrasion Resistance Cycles (minimum). End point when two threads break under 9kPa applied pressure with multidirectional abrasion	ASTM D 4966 Martindale Method	20000 minimum
Seam Slippage (lbf)	ASTM D 434 C.R.E.	Warp: NIL (¼” SO, 67 STB) Fill: NIL (¼’ SO, 81 STB)
Spray Rating	AATCC 22	100, 100, 100
Dimensional Stability, (maximum %) after 5 wash cycles	AATCC 135 Test (2)III(A)ii	Warp 3.0 Fill 3.0

The shell fabric shall also meet the following Colorfastness Requirements:

Colorfastness to Crocking	Gray scale for Staining	Wet: min 4.5 Dry: min 4.5	AATCC 8
Colorfastness to Perspiration	Gray scale for Staining	Shade Change: min 4.5 Staining of: acetate - min 4.5 cotton - min 4.5 nylon - min 4.5 polyester - min 4.5 acrylic - min 4.5 wool - min 4.5	AATCC 15
Colorfastness to Washing	Gray scale for Staining	Shade Change: min 4.0 Staining of: acetate - min 4.5 cotton - min 4.5 nylon - min 4.0 polyester - min 4.5 acrylic - min 4.5 wool - min 4.5	AATCC 61 2A*
Colorfastness to Water	Gray scale for Staining	Shade Change: min 4.5 Staining of: acetate - min 4.5 cotton - min 3.5 nylon - min 3.5 polyester - min 4.5 acrylic - min 4.5 wool - min 4.5	AATCC 107

*Modified. 45 min – mechanical wash at 105°F on 0.15% 1993 AATCC standard reference detergent WOB solution with 50 steel balls – 150 ml liquor volume.

Key to AATCC Gray Scale Rating (applies to all above)

Class 5 – Negligible or no color alteration

Class 4 – Slight color change

Class 3 – Noticeable color change

Class 2 – Considerable color change

Class 1 – Much color alteration

Lining

The lower inside shell body, full sleeve, hood, and yoke shall be backed by a lining fabric which shall be a WeatherTech® performance fabric of 100% 210T nylon with a waterproof, windproof, and breathable laminate coating. It shall have a Moisture Vapor Transmission Rate of 2000g/m²/24hr Minimum (ASTM E96 procedure BW coating facing water) and Hydrostatic Resistance Rating of 2000mm Minimum (AATCC 127). All lining joining seams (except attachments to mesh) shall be sealed with hot air applied sealing tape to prevent leakage and protect garment integrity. All mesh shall be covered by the WeatherTech® layer behind yokes. The main label shall be sewn on a separate label carrier made of two plies 210T nylon lining material and the carrier shall measure 4" wide x 4 ¼" long. The carrier shall be centered and sewn into the collar and shall include size label, country of origin, and branding labels. There shall be a hanger loop of shell material centered and sewn in at the neckline of the inside of the garment. The top collar of the shell garment shall be lined with two plies of lining fabric to form a waterproof barrier.

There shall be two inside storage pockets of Nylon Tactel™ shell fabric. Each pocket shall have a 6" YKK, #3 nylon, coil, and non-separating zipper closure. Each pocket shall measure approximately 8 ½" deep by 6 ½" wide.

Mesh Lining

There shall be a mesh lining running behind the entire upper portion of the shell rain shed yoke openings to allow for maximum ventilation. The mesh shall be 100% polyester, 80G/Sq M, 150cm, Azo-free, yarn size 50 denier, knit machine 28 gauge, 9 stitches per inch, 1 mm holes, black color and shall have a two way stretch minimum 20% one way and 35% the other way. The mesh lining shall be approximately 9½" high from HPS.

Snap Ups

There shall be 16 female snaps: 6 in each front inside pocket (3 rows of 2 snaps each in each pocket that shall be reinforced with pieces of fabric. These snaps shall be hidden inside the pocket bag), and 4 snaps in lower center back. All snaps for the snap-ups shall be of a matte finish. There shall be 4 male snaps on the front waistband (2 on each side) which shall be hidden snaps, allowing for 3 levels of shortening by snap-up to the 12 female snaps on the inside pockets. There shall be 2 male snaps centered on the back elastic waistband allowing for 2 levels of shortening by snap-up to the 4 female snaps in the center back.

Front

There shall be a double storm placket over the front zipper to create a waterproof fly down the front of the jacket extending into the collar. The outside fly shall measure 27 ½" long by 2 ¾" wide. It shall be set with a ¼" single needle stitch from the top of the collar to the jacket bottom around the perimeter of the placket. The storm placket shall have sturdy interlining material for a professional appearance. There shall be a pen pocket located on the inside of the left placket measuring 1" wide by 6" long. There shall be six hidden 24-ligne black oxidized female high compression snaps spaced to correspond with the six 24-ligne black oxidized male high compression snaps on the inner storm placket. The inner storm placket shall measure approximately 27½" long by approximately 1½" wide. It shall have interlining and be set with a ¼" single needle stitch from the top of the collar to the jacket bottom around the perimeter of the placket. The front zipper shall be a #5 two-way YKK Delrin zipper, 27½" long.

There shall be inside zippers sewn on top of the front zipper tape on both sides to accommodate optional zip-in liner/jackets (S318, S319V, S327, S525V, or S526CF). The inside zippers shall be #5 YKK Delrin reversible measuring 26" long.

There shall be two map pockets on either side of the CF zipper accessed from under the center plackets allowing for access while the CF zipper is closed. The map pockets shall be secured with 9" #3 nylon coil zipper closures. Inside each map pocket shall be a 1" wide by 6" long pen pocket.

There shall be 2 rain-shed yokes, one on each side of the CF zipper. The yokes shall be fully lined with waterproof/breathable WeatherTech® nylon and faced with breathable mesh. The mesh shall extend the entire side of each yoke. The yokes shall measure approximately 10¼” in length from HPS by 10” in width to allow ventilation through the mesh lining as well as conceal “on demand” Hidden Agenda™ pull down flaps. There shall be a #3, 7” YKK interchangeable zipper set into the yoke on each side to attach the corresponding Hidden Agenda™ front panel. There shall be a 5½” deep chest pocket with 5½” zipper closure hidden under each front yoke flange. The yokes shall each close with 2 pieces of power hook fasteners and one center 18-ligne ring snap for a clean and neat appearance. Each piece of power hook shall measure approximately ¾” horizontally and 5/8” vertically and shall be placed on both sides of the hidden chest pockets located under each front yoke flange.

Back

The back shall have a rain shed yoke with a 1½” hem designed to conceal the Hidden Agenda™ I.D. flap system. The yoke shall be fully lined with waterproof/breathable WeatherTech® nylon and faced with breathable mesh. There shall be three power hook fastener closures measuring ¾” x 5/8” set equidistant on the yoke facing. There shall be a #3 16” YKK interchangeable zipper set into the yoke to attach the

corresponding Hidden Agenda™ back panel. There shall be a ½” bar tack on each side of the back yoke, placed approximately 1” from the sleeve seam on each side for added stability. At the bottom inside back there shall be a 22” long #3 nylon coil covered zipper for access to the shell fabric for customization after production.

Collar

The collar shall be made of two plies of the shell material with an interlining sewn to the top collar for stability and measure 3¾” high. The collar points shall be properly shaped and symmetrical. There shall be a 7” nylon coil zipper opening on the under collar centered approximately 1” from the neckline and 2¼” from the collar edge for the drop-in hood. The collar shall have an 8½” long x 3/4” wide val cover placed over the zipper in the center of the outer collar to prevent leakage. There shall be 3½” triangle covers on both edges of the collar to secure the optional jacket liner collars when inserted into the shell parka.

Sleeves

The sleeves shall be two-piece, semi-modified dolman construction for complete freedom

of movement. There shall be a black enameled eyelet located approximately ¾” up from each cuff to allow for drainage. There shall be 9” #5 nylon coil pit zippers at the joining seams of the 2 under-sleeves located in the middle of the underarm to allow increased ventilation. The shoulder seams shall have an inside facing on the sleeve side, 1½” wide of WeatherTech® waterproof/breathable material, and taped with sealing tape to prevent leakage.

Cuffs

There shall be a cuff formed of 2 pieces of shell material approximately 1¾” wide at the bottom. Half of the cuff shall be heavy-duty 1½” wide elastic stretched and sewn with 2 threads. There shall be a cuff tab adjustment approximately 1¼” wide tapering to approximately 7/8” wide by 3” long with a female high compression snap. The top half of the cuff shall be interlined and each cuff shall have three male high compression snaps for cuff adjustment. There shall be a snap tab at each inside bottom sleeve seam for snapping-in the optional liner/jacket sleeve.

Epaulets

There shall be an epaulet centered on each shoulder starting approximately $\frac{3}{4}$ " from the neckline. The epaulets shall measure $7\frac{1}{4}$ " long by 2" wide at the shoulder point graduating to $1\frac{7}{8}$ " wide at the narrow end. The epaulet shall be set with a cross-stitch $1\frac{1}{2}$ " wide and shall have a 24 ligne enameled compression snap closure at the point. The underside of each epaulet shall have two hidden female snaps.

Mic Tabs

There shall be one mic tab under each epaulet, snapped to the shoulder seam. The mic tab shall be tapered to fit the shoulder seam and measure $2\frac{1}{4}$ " wide x $4\frac{1}{4}$ " long at the high point. There shall be a mic tab holder measuring $1\frac{3}{4}$ " wide by $\frac{7}{8}$ " high on the front bottom of each mic tab, located $\frac{1}{2}$ " above the bottom edge. There shall be two male snaps $1\frac{1}{8}$ " apart set on the top of each mic tab, $\frac{5}{8}$ " from the top edge that shall snap to the corresponding female snaps on the underside of the epaulets, and there shall be two female snaps likewise positioned on the back of each mic tab that shall snap to corresponding male snaps on the shoulder seam under the epaulets.

Pockets

There shall be two 2-way hand warmer patch front pockets with inverted pleats, measuring approximately $7\frac{3}{4}$ " long by 7" wide with flap closures. The pocket flap shall be interlined with a non-woven material. The hand warmer pocket shall be lined with a non-pill micro fleece for warmth and comfort. The pocket flaps shall measure $3\frac{1}{4}$ " long by $7\frac{3}{8}$ " wide and shall have mitered corners.

There shall be two 24-ligne hidden female high compression snaps on the pocket flaps for closure. The pockets shall be bar tacked at both the topsides and at the hand warmer opening.

There shall be two vertical security pockets – one on each side - with an $8" \times \frac{3}{4}"$ opening and set in bag with a YKK zipper closure located $1\frac{1}{8}$ " from the storm placket and $\frac{3}{4}$ " from the hand warmer pocket. The pockets shall be approximately 7" deep and shall both contain cell phone pocket inserts measuring 5" long by $3\frac{1}{2}$ " wide.

Badge Tab

The self-fabric badge tab shall be swift-tacked into the hand warmer pocket for optional sew on by wearer. The badge tab shall be $2\frac{1}{4}$ " in length and 1" in width when sewn down. The metal eyelets shall be $1\frac{3}{8}$ " from the center of one eyelet to the center of the other eyelet.

Bottom Band

The front bottom band shall be constructed of 2 plies of shell material, finishing $2\frac{1}{8}$ " wide and lined with a non-woven interlining for stability and a clean appearance. There shall be two 24-ligne oxidized male compression snaps on each side, spaced approximately $1\frac{1}{2}$ " apart to attach the side vent closure tab when the zipper vent is worn open.

The back band shall be constructed with $1\frac{1}{2}$ " wide heavy-duty elastic inserted between the folded shell fabric, stretched and stitched with 2 threads. A 4" by $1\frac{3}{8}$ " tab of 2 plies of shell material with a 24-ligne female high compression snap with a black enameled snap cap cover shall allow for closure of the bottom of the zipper vent when the vent is worn open. A corresponding 24-ligne male high compression snap shall be located on the inside back waistband to fold the tab back when not in use.

Side Vents

There shall be two side vents measuring approximately 8” long with #5, nylon coil zipper closures to allow access to guns and equipment on either side with a compression snap/tab closure (see bottom band). There shall be two black oxidized metal eyelets located above the side vents on each side to allow for water drainage.

Hood

There shall be a 3-piece hood constructed of shell material and lined with a Weather Tech® waterproof/breathable lining that shall drop in between the shell and lining at the collar. The hood shall be attached to the bottom of the zipper opening on the under collar. All hood lining joining seams shall be taped with 1” waterproof tape applied by the hot air method to prevent leakage. The hood shall have a tunneled drawcord made of multi strand braided, nylon, 1/8” wide, black in color and sewn into a channel at the perimeter of the hood with adjustment secured by a disk style #3 2-hole flat keeper lock. The keeper lock shall measure approximately 5/8” long and shall be black in color. The draw cord shall exit the hood tunnel via two 14-ligne black oxidized, metal eyelets on each side of the hood placed 1” from end of hood channel opening to center of eyelet.

High Visibility Pull Down Panels

High visibility pull down panels are constructed from high performance retro-reflective material in high visibility yellow fluorescent color for both the front and rear of the jacket. The panels provide enhanced personnel conspicuity and recognition on demand and also provide a positive professional image.

Panel: The base panel is fabricated from a tough weather and solvent resistant fabric backed tape that will be sewn on to the Panel Carriers that zip on/off the jacket (see sections on Back and Front).

Base Panel: The base panel is composed of silver cube corner (micro prism) retro-reflective elements integrally bonded to a flexible, smooth-surfaced tough and weather resistant UV stabilized polymeric film. The prism surfaces are coated with a vacuum deposition of aluminum to provide a mirror surface to the prism facets. A knit fabric backing is provided to facilitate sewing. Materials utilizing “glass-bead” or other similar retro-reflective technologies are not equivalent. The base panel is constructed of a primary base and a color layer. The silver primary base is constructed of the following layers (from top to bottom):

- Micro prism Structures
- Metalization
- PSA then Knit Fabric

Table 1: Typical Values for Silver Primary Base

Observation	Entrance Angle			
Angle	5°	20°	30°	40°
0.2°	1000	950	800	400
0.33°	400	375	325	250
1°	35	33	30	20

(All values in cd/lux/m²)

On top of the silver primary base there is a color layer. The color layer is constructed of the following layers of material (from top to bottom):

- Enhanced Surface Protection

- 6mil Fluorescent Yellow-Green Vinyl

The finished base panel is lime-green and screen processed using a custom-shade gray.

Table 1: Finished Base Panel Fluorescent yellow-green chromaticity coordinates (from ANSI/ISEA 107-2010)

	x	y
1	0.387	0.610
2	0.356	0.494
3	0.398	0.452
4	0.460	0.540

Table 2: Typical Values for Fluorescent Yellow-Green Finished Base Panel

Observation Angle	Entrance Angle			
	5°	20°	30°	40°
0.2°	800	760	640	320
0.33°	320	556	260	200
1°	28	26.4	24	16

(All values in cd\lux\m2)

Titles: The title laminated on the panel utilizes the Euro-style font, be CAD-cut for uniform consistency and is fabricated from GP430 Blue material, a tough weather and solvent resistant tape designed to be fused on to high visibility base panels. The GP430 is composed of cube corner (micro prism) retro-reflective elements integrally bonded to a flexible, smooth-surfaced tough and weather resistant UV stabilized polymeric film. The prism surfaces are coated with a vacuum deposition of aluminum to provide a mirror surface to the prism facets. Materials utilizing “glass-bead” or other similar retro-reflective technologies are not equivalent. All titles and lettering are sized per the dimensions given below.

Panel Carrier: The front panel carriers measure approximately 7.5" wide X 4" long. The panel carrier is constructed of two layers of shell fabric in color black and sewn together with properly finished edges and a non-woven inter-lining. The panel carrier has the slide fastener side of a 7.5" #3 YKK interchangeable zipper sewn onto to top seam so that the zipper can be used to zip on to the other side of the zipper track on the jacket. The lower back corners have an approximately 1" square section of power hook -hook side, sewn approximately ¼" from the edges of the panel. The power hook sections match corresponding power hook and loop sections on the yoke linings of the jacket. The front base panels are sewn to the front panel carriers with a stitch line going all the way around the base panel approximately ¼" to 1/8" from the edge of the base panel. The base panel is positioned as far down on the panel carrier as practical.

The back panel carrier is constructed like the front carrier panels and measures approximately 16" long x 5" wide and uses a 16", #3 YKK interchangeable zipper. The back base panel is sewn to the back panel carrier with a

stitch line going all the way around the base panel approximately ¼” to 1/8” from the edge of the base panel. The base panel is positioned as far down on the panel carrier as practical.

Color:

Brown (030)

Sizes:

Regular: S – 5XL Long: M – 5XL

Item 13: Soft shell jacket

Item #: S318Z-030

DESIGN

The garment shall be full cut, waist length intermediate soft-shell jacket with performance features designed for public safety use. The garment shall have a full zip front to the top of the collar, side vent zippers, adjustable sleeves, waist draw cord, and zippered hand warmer pockets. All dimensions and lengths are based on men’s size large. Dimensions and lengths for all other sizes must be graded appropriately.

FABRIC

The fabric shall be a 3-layer soft-shell whose content is 80% polyester 20% polyurethane and whose construction is 270T/75D and weight of 315gsm. The three layers are as follows: outer face made of 100% polyester mechanical high-elastic PPT fiber, inner face made of 100% polyester 100D/144F 165-175gsm non-pill fleece, and a waterproof/breathable hydrophilic polyurethane membrane bonded in-between.

BODY DETAIL

The front zipper shall be a 26-inch YKK Vislon zipper. There shall be an inside storm flap. The hand-warmer pockets shall have a 7 inch nylon coil zipper. The hand warmer pockets shall be lined with tricot. There shall be a YKK #5 10" nylon coil side vent zippers that shall allow access to equipment or duty belt. There shall be a snap tab to hold side vent zippers when opened. The shoulders feature mic-tabs / epaulets permanently affixed and made from same shell fabric, placed atop a stitched triangular panel wider at the shoulder and narrower at the neck. The body of the jacket shall be tapered to allow the garment to be tucked. The sleeves shall be constructed with a separate stitched panel below the elbow. The inside of the sleeves shall be fully lined with smooth Tricot mesh, for wearer comfort, and ease of use. The gusseted cuff shall be gathered and sewn with elastic and a closure tab using YKK Power hook and loop. There shall be a loop made of shell fabric at the lower cuff sewn into the gusset seam to allow for sleeve attachment into any of the compatible Weathertech® systems shells. There shall be side panels constructed under each armhole and the 7” zippered side pocket shall align with the front seam of the side panel on each side of the garment.

INSIDE DETAIL/POCKETS

Two large inside pockets are to be in the garment constructed of two layers of tricot with a bound opening at the top. The inside pockets shall extend from the center front to the front seam of the side panels. There shall be a tunneled draw cord at the bottom sweep on the front of the jacket. The tunnel shall be created by folding under the shell fabric at base of garment. The draw cord shall be elasticized and the ends sewn down inside the tunnel at the front ends and shall exit the tunnel at either side of the garment using two finished button holes. At the exits the draw cord shall have a bead and barrel lock to allow the cord to be tightened. There shall be a snap tab on each front seam of the side panel on the inside of the garment up from the bottom to secure the elasticized

shock cord when tightened. The snaps on the tabs shall be compression nipple snaps. The back bottom inside band of the garment shall have an elasticized gripper.

The S318Z must be compatible to be able to zip into any of the existing Weathertech® waterproof shells. Including the SH3466.

COLOR

Brown (030)

CARE

Garment to be fully machine washable. Tumble dry low.

SIZES

REGULAR S-5XL

LONG M-5XL

Item 14: Raincoat

Item #: S309V-062

Design

The Raincoat shall be full-length, single layer, reversible, and waterproof. The reverse high visibility yellow side shall meet and exceed the requirements for ANSI 107-2010, Class 3. The raincoat shall have a triple fly front with a snap closure and side access pockets. Double needle construction shall be used throughout and all seams shall be taped to prevent leakage. All measurements mentioned in the construction specifications are based on stock size Large/Regular.

Shell Fabric

The shell fabric shall be single layer, 100% Nylon Oxford, with a permanent polyurethane pigment coating. The black side of the shell fabric shall have a durable, water repellent finish with a minimum spray rating of 90. The reverse hi-visibility yellow pigment coating side shall meet and exceed the requirements for certification to ANSI 107-2010. The shell fabric shall weigh 170-190 grams per square meter (5.01-5.60 ounces per square yard).

Body Detail

The front of the garment shall have two large welt access pass-throughs measuring approximately 11" long to allow for access to equipment and/or weapon. There shall be a badge tab located on the wearer's left chest on the black oxford shell side and on the wearer's left chest on the hi-viz yellow side. The badge tab shall be made of self-fabric with two, matte black oxidized ligno-14 metal eyelets located 1 3/8" apart center-to-center on the left chest of both sides of the shell fabric of the garment for badge attachment when wearing garment either side out. The badge tabs shall be located 10" down from the high point of the shoulder on wearer's side out.

There shall be a 5/8" turn up around the entire bottom sweep of the raincoat. There shall be a black collar formed by two pieces of shell material approximately 4" wide at center back with 4" collar points.

Pockets

The access side openings shall be finished with an 11" by 1 3/4" two-ply welt of self-material.

Reflective Tape

There shall be 2" wide 8710 silver retro-reflective tape bound on both the top and bottom by 1/4" wide black tape, all laminated to the hi-viz side of the garment for visibility and safety of the wearer. The retro-reflective tape performance and configuration shall meet and exceed the ANSI 107-2010 Class 3 minimum requirements.

Sleeves

The sleeves shall be raglan one-piece, raglan, sewn double needle and finished with a 3/8' elasticized sleeve cuff. All sleeve seams shall be sealed on the fluorescent yellow side with hot air sealing tape to prevent water leakage.

Hood

There shall be a 3 piece, reversible hood that snaps onto the collar. The hood shall have a 39" tunneled draw cord made of multi strand braided 3/16"-1/4" in diameter, black in color and inserted into a sewn channel at the perimeter of the hood with adjustment secured by a push-to-release barrel lock. The tension loaded barrel lock shall measure approximately 1" long with a diameter of 3/8"-1/2" and shall be black in color.

Snap

The snaps on the garment shall be ligne 24 matte black metal snaps with a plastic washer backing for reinforcement.

Size tag and care instructions

Each jacket shall have a sewn-in woven size label, content label, care instructions, and ANSI pictogram showing garment is Class 3 and attached to the inside wind fly.

Sizes

Regs: XS – 6XL

Color

Yellow / black

Item 15: Felt Campaign Hat

Item #: Campaign 3X-BN

Brand

West Alboum

Material

3XXX Beaver Quality 100% fur felt, no wool substitute, to be sanded and #54 oil coated.

Style

To be campaign with 3" brim. Also to be flanged on #36 patterns and to be hydraulic crown creased.

Leather

A first selection sweat is to be used.

Leather Printing

Leather sweatband is to be printed in gold leaf.

Head Sizes & Markings

Each hat to be tagged as to its correct head size and oval.

Packing

Each hat to be placed in a plastic bag and then in an insert to fit securely within a corrugated box.

Trim

To be 12" ribbon band to match the hat.

Lining

Unlined.

Eyelets

Four crown eyelets, one in each peak. Brim eyelets 5/8 of an inch in size on each side of crown to accommodate straps.

Color

Brown

Item 16: Straw Campaign Hat

Item #: CampaignTB-BN

Brand

West Albaum

Crown

5 ½” high. Montana peak. Traditional four dent style.

Material

#1 Quality Hemp braid tight weave, 5 to 5.5 mm in width.

Brim

3” wide flat triple brim. (2 layers of straw with fiber board insert.)

Vent eyelet

Centered on all four sides.

Brim eyelet

5/8” oval centered on each side.

Sweat band

Foam cushion comfort sweat band imprinted with “The Lawman”

Hat band

Brown 7/8” wide with bow on left side

Item 17: Black Chin Strap

Item #: Black Chin Strap (compatible with West Albaum)

Item 18: Clear Rain Cover

Item #: S/C Raincover (compatible with West Albaum)

Item 19: Metallic Gold Acorns

Item #: Metallic Acorns (compatible with West Albaum)

Item 20: Brim Press

Item #: Brim Press (compatible with West Albaum)

Item 21: Boston Leather 1.5” Hook & Loop Tipped Belt

Item #: 6630-1

8-9 ounce struck through, top grain leather

No buckle-- perfect for industrial use where a "no-scratch" belt is very important

Item 22: Gould & Goodrich 2.25 Sam Brown Duty Belt (Hi-Gloss)

Item #: H59FL-CL

Removable buckle. 2-1/4 in. wide. Tanned to conform to body.

Item 23: Gould & Goodrich Gold Belt Buckle

Item #: 125SB-GOLD

Item 24: Safariland Holster – Level 2, Hi-Gloss for Glock 17

Item #: 6280-83-91/92

FEATURES

Level II Retention™ holster;

Level III Retention™ with optional Sentry device installed SLS (Self Locking System)

rotating hood retention for protection against takeaway attempts

Top draw and straight-drop cant

Suede lining helps protect weapon's finish

Thermoformed SafariLaminate™ construction is highly durable

Fits for pistols and revolvers

Item 25: Safariland Holster – Level 2, Hi-Gloss for Glock 17 w/M3/TLR

Item #: 6280-8321-91/92

FEATURES

Level II Retention™ holster;

Level III Retention™ with optional Sentry device installed SLS (Self Locking System)

rotating hood retention for protection against takeaway attempts

Top draw and straight-drop cant

Suede lining helps protect weapon's finish

Thermoformed SafariLaminate™ construction is highly durable

Fits for pistols and revolvers

Item 26: Safariland Double Mag Holder – Clarino Hidden Snap

Item #: 77-83-9HS

FEATURES

Vertical/Horizontal belt slots for regular/low-profile position

Tension screw allows you to adjust magazine retention

Span between pouches plus low cut allow for a quick and easy draw

Part of the 6004/6005 tactical system

Item 27: Safariland Belt Keeper – Clarino Hidden Snap

Item #: 62-9HS

FEATURES

1" (25mm) width

Dual Hidden Snaps

Slot fits up to 2.25" belts

Item 28: ASP 26" Baton – Friction Lock Baton, Black Chrome

Item #: 52611

Retracted Length: 9.50"

Weight (Steel): 20 ounces

Weight (Airweight): 11.2 ounces

4140 Steel

Item 29: ASP– 26" Side Break Scabbard Hi-Gloss

Item #: 52634

Rotates to 7 Distinct Positions

Compatible with 26" Friction Loc batons

Allows Rapid Presentation

Item 30: Sabre Red 1.33% MC 3.3oz Stream (MK-4)

Item #: 52H2030

ISO 9001:2008 Certified

Deploys eighteen full one second bursts at a range of 12 to 15 feet

5-Year Shelf Life

UV Marking Dye

Non-Flammable/EID compatible

Test Fired before leaving factory

Item 31: Gould & Goodrich Open Top Hi-Gloss MK4 Holder

Item #: H549-CL

Place on belt up to 2 1/4"

Item 32: Gould & Goodrich Open Top Hi-Gloss MK4 Holder

Item #: H549-CL

Item 33: Safariland Hi-Gloss Cuff Strap, Black Snap

Item #: 690-9PBL

Secures 1 pair of hand cuffs

Fits 2.25" (58mm) duty belts

1 snap design

Item 34: Gould & Goodrich Double Glove Pouch

Item #: H555-CL

Patented, slim design holds two pair of surgical gloves in separate pockets

Hook and loop closure

Scuff resistant

Item 35: Stallion Streamlight Stinger LED Holder ½

Item #: 5559PS-2

Genuine Leather

Fits belts 2 ¼"

Made in USA

Item 36: Streamlight TLR-1 HL Tactical Light

Item #: 69260

1,000 lumens; runs 1.5 hours

Wide beam pattern lights up large areas; ideal for clearing a room or searching an alley

Powered by two CR123A lithium batteries

Rail grip clamp system securely attaches/detaches quickly and safely with no tools and without putting your hands in front of the muzzle

Item 37: Safariland Hi-Gloss Hand Cuff Case, Hidden Snap

Item #: 190-9HS

Fits standard or hinged cuffs

Designed for 2.25" (58mm) duty belts

Item 38: Smith & Wesson Chain Handcuffs

Item #: 350103

Carbon steel.

Double lock engaging pin for security

Heat-treated chain& internal lock works

Smooth ratchets for swift cuffing and double locks to prevent tampering

Inner perimeter range of 5¾" - 8"

Weighs 10 oz.

23 locking positions

Comes with two keys

Lifetime warranty

Item 39: Streamlight Stinger DS LED HP

Item #: 75861

DUAL SWITCH TECHNOLOGY – Access variable lighting modes via the tail cap or the head-mounted switch; switches operate independently for greater flexibility

Three modes and strobe

High for a, far-reaching beam with maximum illumination: 800 lumens; 438m beam; runs 1.5 hours; 48,000 candela

Medium for bright light and longer run time: 400 lumens; 310m beam; runs 2.5 hours; 24,000 candela

Low for a less intense beam and extended run time: 200 lumens; 219m beam; runs 5 hours; 12,000 candela

Strobe for disorienting or signaling: runs 3 hours

3-cell, 3.6 Volt NiMH sub-C battery, rechargeable up to 1000 times.

Charging:

Steady charger: Fully recharges within 16 hours

Smart charger: Fully recharges within 4.5 hours (5V/1A USB input) or 3 hours (12V DC input)

Smart PB charger: Fully recharges within 7.5 hours (5V/1A USB input) or 4 hours (12V DC input)

Machined aircraft aluminum body with non-slip rubberized comfort grip

PX4 water-resistant; 3 meter impact resistance tested

Unbreakable polycarbonate lens with scratch-resistant coating

Deep-dish parabolic reflector produces a long-range targeting beam with optimum peripheral illumination

Regulated run time provides consistent performance throughout battery life

9.65 in. (24.51 cm); 14 oz. (396 grams)

Serialized for positive identification

Limited lifetime warranty

Item 40: Streamlight Stinger LED

Item #: 75713

Premier rechargeable duty light in our traditional series, the Stinger LED is a multi-purpose aluminum flashlight designed for the broadest range of lighting needs. Use high mode for a bright 425 lumen beam, or low mode for a longer run time that lasts through your shift.

Four lighting modes:

High for a bright super-bright beam: 425 lumens; 322m beam; runs 3 hours; 26,000 candela

Medium for bright light and longer run time: 200 lumens; 219m beam; runs 5.5 hours; 12,000 candela

Low for extended run time: 100 lumens; 155m beam; runs 10 hours; 6,000 candela

Strobe runs 7.5 hours

IPX4 water-resistant; 1m impact resistance tested

NiMH sub-C battery, rechargeable up to 1000 times

Multi-function On/Off push-button switch

Unbreakable polycarbonate lens with scratch-resistant coating

Includes anti-roll rubber ring

8.41" (21.36 cm).; 12.4 oz. (352g)

Serialized for positive identification

Limited lifetime warranty

Item 41: Streamlight Stinger Battery

Item #: 75375

Rechargeable battery replacement

Item 42: Zak Tool Tactical Keyring Holder 2.25"

Item #: ZT55

Item 43: Zak Tool Extension Cuff Key

Item #: ZT15P

Item 44: Hero's Pride Gold Whistle Chain w/Button Hook

Item #: 4020G

Item 45: Hamburger Woolen ½" Brass Whistle

Item #: ACME-2

Item 46: Boston Leather Nylon Cuff Strap

Item #: 5519-5

Item 47: Reeves Metal Nameplate – Gold nameplate w/ black text

Item #: #50

½” x 2 ¼” – Black Letter, “1st Initial. Last Name”

Item 48: Samuel Broome Polyester Ties 18” & 20”

Item #: 90010/90043

Color: Brown

Item 50: Blauer Mock Dickey

Item #: 8119X-Brown – with Custom Embroidery

“FCSO” Slanted #1980 Gold Lettering LOC

90% Cotton/10% Spandex

Item 51: Blauer Mock Turtleneck

Item #: 8110X-Brown with Custom Embroidery

Performance blend of cotton and lycra with moisture wicking treatment wicks sweat away

Item 52: Tru-Sepe Tactical Response Uniform Pants

Item #: 1268 – Woodland Digital

Drawstring waist with button fly

1" wide belt loops with 2¼" openings

Two extra-deep front slash pockets with reinforced openings

Reinforced seat

Hook & loop closures on the pocket flaps*

Two easy-access slanted cargo pockets with drain holes, 5"x5" hidden pocket and elastic drawstring with cord lock for secure closure

Reinforced knees with internal knee pockets for knee pad inserts with easy access external hook & loop openings

Two bellowed lower leg pockets with hook & loop closures*

Improved "stay tied" heavy drawstring leg ties

Item 53: Custom Name Tapes (3-Pack)

Item #: 1000 BLK/ODGRN/WDLDIGI (Last Name Only)

Item 54: Tru-Sepe Tactical Response Uniform Pants

Item #: 1268 – Woodland Digital

Item 55: Eisman Ludmar Sergeant Military Style Insignia

Item #: M/2078GF (Gold)

1” high x ¾" wide

Military Specification Quality

Lacquered Finish – Will Not Tarnish

Pins will not break

Made in USA

Item 56: Eisman Ludmar Sergeant Police Style Insignia

Item #: M/2078E-GF (Gold)

7/8" high x 1" wide

Military Specification Quality

Lacquered Finish – Will Not Tarnish

Pins will not break

Made in USA

Item 57: Eisman Ludmar Lieutenant Style Insignia

Item #: M/2077-GF (Gold)

1" wide

Military Specification Quality

Lacquered Finish – Will Not Tarnish

Pins will not break

Made in USA

Item 58: Eisman Ludmar Lieutenant Police Style Insignia

Item #: M/2078E-GF (Gold)

3/4" wide

Military Specification Quality

Lacquered Finish – Will Not Tarnish

Pins will not break

Made in USA

Item 59: Eisman Ludmar Corporal Army Style Insignia

Item #: M/2078A-GF (Gold)

3/4" high x 3/4" wide

Military Specification Quality

Lacquered Finish – Will Not Tarnish

Pins will not break

Made in USA

Item 60: Eisman Ludmar Corporal Army Style Insignia

Item #: M/2078E-SF (Silver)

3/4" high x 3/4" wide

Military Specification Quality

Lacquered Finish – Will Not Tarnish

Pins will not break

Made in USA

Item 61: 5.11 Taclite Pro Pant - Male & Female

Item #:

Male:74273-120(coyote), -724 (Dark Navy), -018 (Charcoal), -019 (Black), -162 (Khaki).

Female: 64360-120(coyote), -724 (Dark Navy), -018 (Charcoal), -019 (Black), -162 (Khaki).

Item 62: 5.11 Stryke Pant - Male & Female

Item #:

Male:74369-055 (Khaki) -019 (Black), -192 (Tundra)

Female: 64386-055 (Khaki) -019 (Black), -192 (Tundra)

Item 63: 5.11 Urban Fast Tac Pant - Male

Item #: 74461-055 (Khaki) -019 (Black), -018(Charcoal), -116 (Battle Brown)

Item 64: 5.11 Short Sleeve Performance Polo

Item #: 74019-019 (Black) -190 (TDU Green), -018(Charcoal), -860 (LE Green)

6.7 oz, 100% jersey-knit polyester

Professional appearance, lasting comfort

Moisture wicking, quick drying, antimicrobial

Snag, rip and wrinkle resistant with SmartWeave® fabric

Dual pen pockets at left sleeve

Traditional three-button placket

Melamine buttons won't burn, crack or melt

Bartacking at major stress points for durability

Accepts embroidery and silk-screening

No roll collar with flexible collar stays

Integrated mic loops at the shoulders and chest

Machine wash and dry

Imported

Item 65: 5.11 Long Sleeve Performance Polo

Item #: 72049-019 (Black)

6.7 oz, 100% jersey-knit polyester

Professional appearance, lasting comfort

Moisture wicking, quick drying, antimicrobial

Snag, rip and wrinkle resistant with SmartWeave® fabric

Dual pen pockets at left sleeve

Traditional three-button placket

Melamine buttons won't burn, crack or melt

Bartacking at major stress points for durability

Accepts embroidery and silk-screening

No roll collar with flexible collar stays

Integrated mic loops at the shoulders and chest

Machine wash and dry

Imported

Item 66: 5.11 Professional Short Sleeve Polo

Item #: 41060-016 (Heather Gray), -019 (Black), -860 (LE Green)

6.8 oz, 100% cotton pique fabric

Fade, shrink and wrinkle resistant

Permanent no-curl collar

Handy pen/pencil pocket on left sleeve

Melamine buttons won't burn, crack or melt

Strengthened seams

Machine wash and dry

Imported

Item 67: 5.11 Professional Long Short Sleeve Polo

Item #: 41060-860 (LE Green), -016 (Heather Gray), -019 (Black)

6.8 oz, 100% cotton pique fabric

Fade, shrink and wrinkle resistant

Permanent no-curl collar

Handy pen/pencil pocket on left sleeve

Melamine buttons won't burn, crack or melt

Strengthened seams

Machine wash and dry

Imported

Item 68. Flying Cross FX Class B Pants

Item #: FX57300-94 (Brown)

The Cross FX ripstop men's Class B pants are created of 65% polyester and 35% cotton. These pants feature a repel finish to prevent staining and keeping your uniform crisp and clean. Each pair of men's cargo pants are made with a gusseted crotch to offer ultimate movement while on the job. The pants have ten pockets including two on the front with a knife notch, two at back, and two cargo pockets.

Features

Offers a construction of 65% polyester and 35% cotton and Mini Ripstop with a repel finish

Features a comfortable Freedom Flex waistband with additional flex

10-pocket design includes (2) front pockets with knife notch, (2) back besom pockets, (2) lower utility pockets and (2) 4-in 1 cargo pockets

Made with the Supercrease system for crease retention for life of pants

Offers a gusseted crotch for easy movement throughout the day

Item 69. Point Blank Body Armor

Item #: AXII HILITE-1C

Alpha Elite Level II Ballistics w/1 Hi-Lite Carrier, "Thorshield" sewn into fabric of inner carrier, soft trauma plate

0.63 LBS PSF & 0.18" Thickness

Color: Tan

Item 70. Point Blank Body Armor ODC Standard Carrier

Item #: ODC-Molle-Zip

Color: Black, "SHERIFF" – White Letters, Nametag – Last Name

FEATURES:

Tuck in adjustable shoulder straps with additional securing strap

Poly-hole Badge and name area to accommodate different badge pin spacing Hook/loop closure chest pockets

Adjustable carrier height system

Loop liner to accommodate body side options

Multiple closure options

Pockets for hard armor plates

Center and Shoulder mic attachment areas

Ambidextrous pocket front and slick back design

Utility pouch

Rifle magazine/radio pouch

Pistol magazine/Handcuff pouch

Top loading plate pockets

Front and Back ID panel areas

Loop 3" x 3" Badge and 1" x 5" Name attachment areas

Drag handle

Item 71. Point Blank Body Armor Hi-Lite Inner Carrier

Item #: HI-LITE CARRIER

Color: Tan

Item 72. Point Blank Body Armor Guardian Uniform Shirt Carrier

Item #: GD2M00410J

Color: Silver Tan

Uniform Chest Pockets

Three Rows of Molle on Front

Western Pockets

Cover over Zipper

Custom Nametag & Back Panel

Adjustable carrier height system

Drag Handle

Shoulder Mic Attachment

Vertical Zipper Closure

Hidden Pocket inside front placket

Mesh Spacer

Item 73. Gould and Goodrich Molle Radio Holder

Item #: XMST651-1

Color: Silver Tan, Phoenix Nylon

Item 74. Gould and Goodrich Molle MK3 Holder Hidden Snap

Item #: XMST681-3HS

Color: Silver Tan, Phoenix Nylon, Hidden Snap

Item 75. Gould and Goodrich Molle Double Cuff Case

Item #: XMST596-HS

Color: Silver Tan, Phoenix Nylon, Hidden Snap

Item 76. Gould and Goodrich Molle 21” Baton Holder

Item #: XMST560-21

Color: Silver Tan, Phoenix Nylon

Item 77. Gould and Goodrich Molle Open Top Magazine Case

Item #: XMST617-3

Color: Silver Tan, Phoenix Nylon

Item 78. Gould and Goodrich Molle Single Cuff Case Hidden Snap

Item #: XMST70-HS

Color: Silver Tan, Phoenix Nylon

Item 78. Custom Sergeant 3” 2-Color Chevron Emblem

Item #: 1206-423-739-NC842

Item 79. Custom Corporal 3” 2-Color Chevron Emblem

Item #: 24303-423-739-NC842

Item 80. Sheriff Reflective Panels (compatible with SH3466)

Style #: HFL76RS-093

Brand: Spiewak

Color: Hi-Viz Yellow with Black Letters

Item 81. Custom 4” Shoulder Emblem

Item #: 667E-110818

Item 82. Patch Shield (see image, attachment 2)

Item 83. Brass/Color (see image, attachment 2)

Item 84. Gold Tie Bar (see image, attachment 2)

Item 85. Patch-Round 2-tone (see image, attachment 2)

Item 86. Mace Sabre-MK3 sabre 1.8oz. item # 52H2010

Item 87. 1x4 ID Name Tag Panel (to use with Point Blank Body Armor Guardian Uniform Shirt Carrier-GD2M00410J)

Color: Silvertan Name in Black Lettering

The contents of this section include mandatory requirements that will be required of the successful bidder and subsequent contractor. The offeror is requested to provide responses to the requirements/desired attributes in this section pursuant to the directions identified herein. The offeror's response, whether responding to a mandatory requirement or a desired attribute, shall be binding in the event the bid is accepted by Franklin County. The offeror must provide all costs necessary to meet the mandatory requirements and the fulfillment of any desirable attributes in the appropriate section titled Pricing.

PRICING FORM

2024-25 Uniforms and Accessories

REQUIRED PRICING

The bidder shall complete the following pricing form and provide firm, fixed pricing necessary to meet the mandatory requirements of the solicitation.

Tab Sheet 2024-25 Uniforms and Accessories Pricing Sheet by Item

Item #	Standard Price Each
Item #1	
Item #2	
Item #3	
Item #4	
Item #5	
Item #6	
Item #7	
Item #8	
Item #9	
Item #10	
Item #11	
Item #12	
Item #13	
Item #14	
Item #15	
Item #16	
Item #17	
Item #18	
Item #19	
Item #20	
Item #21	
Item #22	
Item #23	
Item #24	
Item #25	
Item #26	
Item #27	
Item #28	
Item #29	
Item #30	

Pricing cont.

Tab Sheet 2024-25 Uniforms and Accessories Pricing Sheet by Item

Item #	Standard Price Each
--------	---------------------

Item #31	
Item #32	
Item #33	
Item #34	
Item #35	
Item #36	
Item #37	
Item #38	
Item #39	
Item #40	
Item #41	
Item #42	
Item #43	
Item #44	
Item #45	
Item #46	
Item #47	
Item #48	
Item #49	
Item #50	
Item #51	
Item #52	
Item #53	
Item #54	
Item #55	
Item #56	
Item #57	
Item #58	
Item #59	
Item #60	

Pricing cont.

Tab Sheet 2024-25 Uniforms and Accessories Pricing Sheet by Item

Item #	Standard Price Each
--------	---------------------

Item #61	
Item #62	
Item #63	
Item #64	
Item #65	
Item #66	
Item #67	
Item #68	
Item #69	
Item #70	
Item #71	
Item #72	
Item #73	
Item #74	
Item #75	
Item #76	
Item #77	
Item #78	
Item #79	
Item #80	
Item #81	
Item #82	
Item #83	
Item #84	
Item #85	
Item #86	
Item #87	

Pricing Cont.

Extra size pricing: (state the extra size and cost per each)

Short sleeve uniform shirt: sizes: _____\$_____/each
_____ \$_____/each
_____ \$_____/each
_____ \$_____/each

Long Sleeve Uniform Shirt: sizes: _____\$_____/each
_____ \$_____/each
_____ \$_____/each
_____ \$_____/each

Trousers: sizes: _____\$_____/each
_____ \$_____/each
_____ \$_____/each
_____ \$_____/each

Long Sleeve Mock Turtleneck: sizes: _____\$_____/each
_____ \$_____/each
_____ \$_____/each
_____ \$_____/each

Duty Belt: sizes: _____\$_____/each
_____ \$_____/each
_____ \$_____/each
_____ \$_____/each

Pricing Cont.

Optional Contract Renewal Pricing

*Not to exceed 5%

Year 1 % increase _____

Year 2 % increase _____

Company Name _____

Authorized Signature _____

Printed name and title _____

Franklin County reserves the right to request supporting documentation for the proposed pricing. In addition, it may be necessary to evaluate the bidder's expertise and experience in order to award a bid. Franklin County reserves the right to request reference information and/or proof of expertise if necessary.

CONTRACTUAL TERMS AND CONDITIONS ACKNOWLEDGEMENT

The undersigned Vendor/Contractor has read, understood, and accepted the Terms and Conditions as published on the Franklin County Official Website located at:

<http://www.franklinmo.org>

All terms and conditions as stated shall be adhered to by Vendor/Contractor upon acceptance of contract. Vendor/Contractor enters into this agreement voluntarily, with full knowledge of its effect.

Vendor/Contractor Signature

Date

Vendor/Contractor Name and Title

VENDOR INFORMATION

Company Name _____

Mailing Address _____

Phone number _____

Contact Name _____

Contact Name Title _____

Email Address _____

ATTACHMENT 1

SEALED RESPONSE LABEL

PLEASE ATTACH LABEL TO OUTSIDE OF PACKAGE

You may now submit your response online

SEALED BID RESPONSE ENCLOSED

DELIVER TO:

Purchasing Department
400 East Locust St, Rm 004
Union, MO 63084

SOLICITATION # 2024-25 DATE: July 24, 2024 2:00 PM

DESCRIPTION: Uniforms and Accessories

Vendor Name: _____

Vendor Address: _____

ATTACHMENT 2



Brass/color



patch shield



Round patch 2-tone



Tie bar