

INDIAN RIVER COUNTY FIRE / EMS STATION #7

9700 26th Place
Fellsmere, FL 32966

INDEX TO DRAWINGS

ARCHITECTURAL

ABB	ABBREVIATIONS / GENERAL NOTES
ACC	ACCESSIBILITY DETAILS
A-1	PROPOSED SITE PLAN AND DETAILS
A-2	1/8" BUILDING PLAN
A-3	1/4" PARTIAL FLOOR PLAN AND WALL LEGEND
A-4	1/4" PARTIAL FLOOR PLAN AND WALL LEGEND
A-5	1/8" ELEVATIONS AND PAINT SCHEDULE
A-6	1/8" ELEVATIONS
A-7	ROOF PLAN AT 1/8" SCALE AND DETAILS
A-8	REFLECTED CEILING PLAN, LEGEND AND TILE SCHEDULE
A-9	SECTIONS AND DETAILS
A-10	SECTIONS AND DETAILS
A-11	DOOR, WINDOW AND FINISH SCHEDULES
A-12	INTERIOR ELEVATIONS AND DETAILS
A-13	DETAILS
A-14	DETAILS

INTERIOR

I-1	INTERIORS PLAN AND MATERIALS SCHEDULE
-----	---------------------------------------

LIFE SAFETY

LS-1	LIFE SAFETY PLAN AND CODE DATA
------	--------------------------------

STRUCTURAL

S-1.1	GENERAL STRUCTURAL NOTES
S-1.2	WIND DESIGN DATA AND LOAD SCHEDULE
S-1.3	WIND DESIGN DATA AND LOAD SCHEDULE
S-2.1	FOUNDATION - OVERALL PLAN
S-2.2	FOUNDATION PLAN - AREA A
S-2.3	FOUNDATION PLAN - AREA B
S-2.4	SLAB ON GRADE - OVERALL PLAN
S-2.5	SLAB ON GRADE - AREA A
S-2.6	SLAB ON GRADE - AREA B
S-2.7	ROOF PLAN - OVERALL
S-2.8	ROOF PLAN - AREA A
S-2.9	ROOF PLAN - AREA B
S-2.10	MISC. STRUCTURE - DUMPSTER
S-3.1	TYPICAL DETAILS
S-3.2	TYPICAL DETAILS
S-3.3	TYPICAL DETAILS
S-3.4	TYPICAL DETAILS
S-4.1	SECTIONS AND DETAILS
S-4.2	SECTIONS AND DETAILS
S-4.3	SECTIONS AND DETAILS
S-5.1	ELEVATIONS
S-5.2	ELEVATIONS
S-5.3	ELEVATIONS
S-5.4	ELEVATIONS
S-5.5	ELEVATIONS
S-6.1	SCHEDULES

MECHANICAL

M-0	HVAC - GENERAL NOTES LEGEND AND AIR BALANCE
M-1	BUILDING PLAN - HVAC
M-1A	MECHANICAL ROOM PLANS
M-2.1	HVAC DETAILS
M-2.2	HVAC DETAILS
M-3	HVAC SCHEDULES
M-4	HVAC CONTROLS
M-5.1	KITCHEN EQUIPMENT PLANS - HVAC
M-5.2	KITCHEN EQUIPMENT PLANS - HVAC

ELECTRICAL

E-0	ELECTRICAL - SYMBOLS LEGEND, SCHEDULE AND NOTES
E-1	SITE PLAN - ELECTRICAL
E-1A	SITE PLAN PHOTOMETRICS
E-2	BUILDING PLAN - LIGHTING
E-3	BUILDING PLAN - POWER
E-4	PANEL SCHEDULES - ELECTRICAL
E-5	ELECTRICAL DETAILS
E-6	ELECTRICAL DETAILS
E-7	ELECTRICAL DETAILS

PLUMBING

P-0	PLUMBING - FIXTURE SCHEDULE, DETAILS AND NOTES
P-1	BUILDING PLAN - PLUMBING
P-2	SANITARY RISER DIAGRAM
P-3	DOMESTIC WATER DIAGRAM
P-4	GAS RISER DIAGRAM
P-5	PLUMBING DETAILS
P-6	PLUMBING DETAILS
P-7	PLUMBING SCHEDULES

ARCHITECT




EDLUND · DRITENBAS · BINKLEY
ARCHITECTS AND ASSOCIATES, P.A.
85 Royal Palm Pointe, Suite D, Vero Beach, Florida 32960
Phone: (772) 569-4320 AR# AAC000886

MECHANICAL / ELECTRICAL



OCI ASSOCIATES, INC.
CONSULTING ENGINEERS
Fl. Pierce • West Palm Beach • Ft. Myers • Tampa • Washington D.C.
Orlando
427 Centrepiece Circle, Suite 1025
Altamonte Springs, FL 32715
(407) 332-5110 Fax: (407) 332-7704
www.ociassociates.com
CERTIFICATE OF AUTHORIZATION #0201

CIVIL ENGINEER



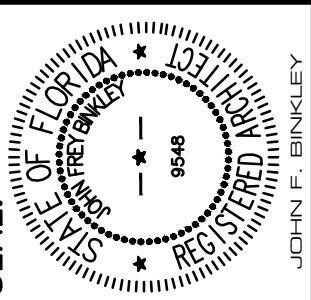
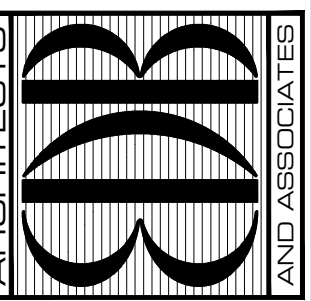
MBV ENGINEERING, INC.
CONSULTING ENGINEERING
MOJA BOWLES VILLAMIZAR & ASSOCIATES
CONSULTING ENGINEERS - CA #3728
2455 - 14TH AVENUE VERO BEACH, FLORIDA 32960
PHONE (772) 569-0035 FAX (772) 778-3617

STRUCTURAL ENGINEER



MASTER CONSULTING ENGINEERS, INC.
5523 WEST CYPRESS ST., #200
TAMPA, FLORIDA 33607
813.287.3600 FAX 813.287.3622
www.mceengineers.com EB: 8426

EDLUND · DRITENBAS · BINKLEY
ARCHITECTS AND ASSOCIATES, P.A.
AR-AA 0000886
65 ROYAL PALM POINTE, SUITE "D"
VERO BEACH, FLORIDA 32960
PHONE: (772) 569-4320



PROJECT: STATION #7
INDIAN RIVER COUNTY FIRE RESCUE/EMS
4225 43RD AVE
VERO BEACH, FL 32967

NO.	DATE	REVISIONS

© AUG. '23. THESE PLANS AND THE INFORMATION SHOWN HEREON ARE THE PROPERTY OF EDLUND DRITENBAS BINKLEY ARCHITECTS, P.A. AND REPRODUCTION, DISSEMINATION OR USE THEREOF IN WHOLE OR IN PART IS EXPRESSLY PROHIBITED WITHOUT WRITTEN PERMISSION.
COMM. NO: 050219VB
DATE: 1 AUG. 2023
BY: JNR
CHKD: JFB

SHEET NO.
COVER
OF ONE

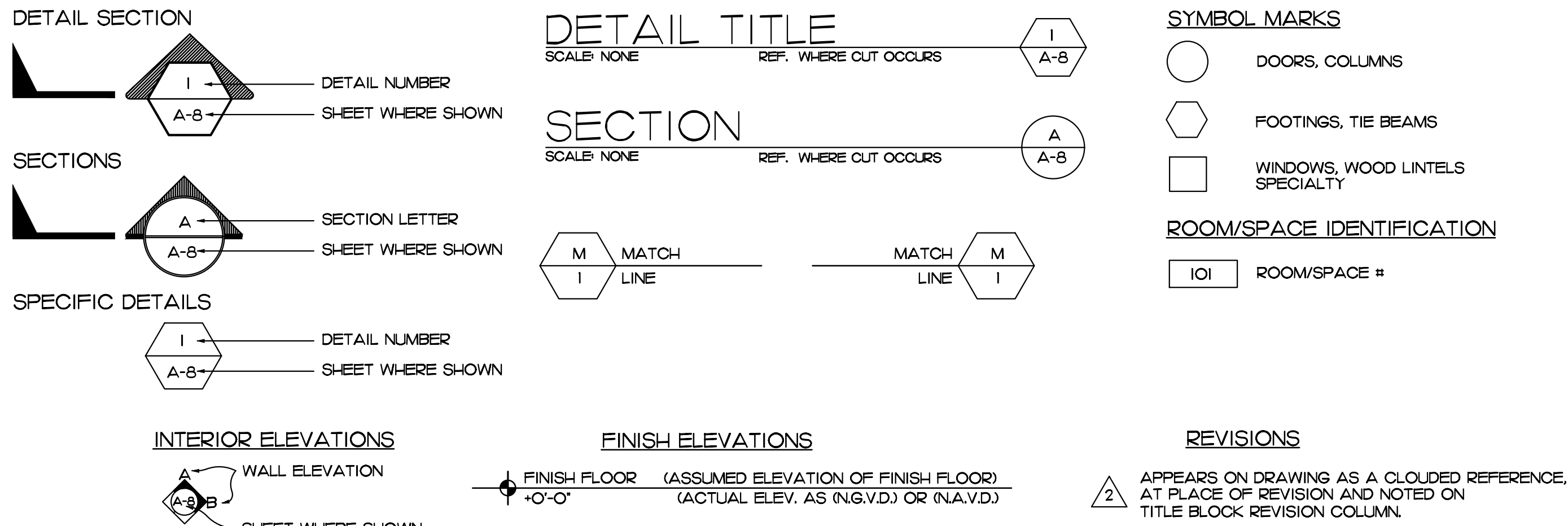
GENERAL NOTES

(UPDATED 10 APRIL 2014)

- 1. THE CONTRACTOR IS TO VERIFY ALL DIMENSIONS SHOWN ON THE CONSTRUCTION DOCUMENTS AND EXISTING CONDITIONS IN THE FIELD. ANY DISCREPANCIES IN THE ABOVE WILL CONSTITUTE A "STOP WORK" ORDER FOR THAT PORTION OF THE CONSTRUCTION ONLY. THE ARCHITECT IS TO BE NOTIFIED IMMEDIATELY FOR RESOLUTION.
2. EVERY ATTEMPT HAS BEEN MADE TO DELINEATE THE EXISTING CONDITIONS AND DETAILS, THE CONTRACTOR MUST VISIT THE SITE TO VISUALLY ESTABLISH THE COMPLETE SCOPE OF WORK AND CONDITIONS TO BE CONSTRUCTED.
3. THE GENERAL CONDITIONS OF THE CONTRACT FOR CONSTRUCTION SHALL BE AIA DOCUMENT A 201, 2007 EDITION, A COPY OF WHICH IS AVAILABLE FOR REVIEW AT THE ARCHITECTS OFFICE.
4. THE CONTRACTOR SHALL WARRANT AND GUARANTEE ALL MATERIALS AND WORKMANSHIP FOR A PERIOD OF 1 (ONE) YEAR FROM THE DATE OF SUBSTANTIAL COMPLETION.
5. THE CONTRACTOR IS TO SECURE AND PAY FOR ALL PERMITS AND SHALL SECURE THE "CERTIFICATE OF OCCUPANCY".
6. THE CONTRACTOR(S) SHALL PROVIDE AND MAINTAIN COMPLETE WORKERS COMPENSATION, GENERAL LIABILITY AND BUILDERS RISK INSURANCE.
7. ALL MATERIALS UTILIZED SHALL BE NEW AND OF THE QUALITY SPECIFIED, SUBSTITUTIONS WILL BE ALLOWED ONLY WITH THE ARCHITECT'S PRIOR WRITTEN APPROVAL.
8. THE CONTRACTOR SHALL COORDINATE ALL WORK WITH THE MANUFACTURER'S INSTRUCTIONS AND CATALOG CUTS.
9. PRIOR TO FINAL PAYMENT, THE CONTRACTOR SHALL ISSUE TO THE OWNER AN EXECUTED "FINAL RELEASE OF LIEN" FORMS FROM ALL PARTIES HAVING LIEN RIGHTS AGAINST THE OWNER.
10. ALL WORK IS TO BE PERFORMED IN ACCORDANCE WITH "BEST TRADE PRACTICES" FOR THE GEOGRAPHIC AREA IN WHICH THE PROJECT IS LOCATED.
11. UNLESS WHERE NOTED OTHERWISE, THE CONTRACTOR SHALL PROVIDE ALL THE NECESSARY LABOR, MATERIALS, EQUIPMENT AND INCIDENTALS FOR A COMPLETE AND OPERATING PROJECT.

LEGEND

(UPDATED 10 APRIL 2014)



CONSTRUCTION ADMINISTRATION GUIDELINES

(UPDATED 10 APRIL 2014)

- I. INSPECTION REQUIREMENTS
A. BY ARCHITECT, PRIOR TO ALL CONCRETE POURS
B. BEFORE COVERING WORK WITH DRYWALL AND PRIOR TO CEILING INSTALLATION, WHEN MECHANICAL, ELECTRICAL & PLUMBING ROUGH-INS ARE COMPLETED.
C. TO ESTABLISH A PUNCH LIST (WHEN CONTRACTOR HAS TOTALLY COMPLETED HIS OWN ESTABLISHED PUNCH LIST AND AFTER CERTIFICATE OF OCCUPANCY)
D. AT FINAL INSPECTION, FOLLOWING COMPLETION OF PUNCH LIST.
E. AT MONTHLY PAY REQUEST AND WEEKLY PROGRESS INSPECTIONS
NOTE: PROJECT SUPERINTENDENT SHOULD ALWAYS BE PRESENT AT INSPECTIONS
II. PAY REQUEST
A. AS PER OWNER/ CONTRACTOR AGREEMENT UTILIZING AIA DOCUMENTS
B. LIEN RELEASES REQUIRED (PARTIALS AND FINALS)
C. FOR STORED MATERIALS - (CERTIFICATE OF INSURANCE REQUIRED)
III. OTHER REQUIREMENTS OF THE CONTRACTOR
A. BAR GRAPH SCHEDULE OF PROGRESS TIME SCHEDULE AND PERIODICALLY UPDATE, AS REQUESTED
B. A SCHEDULE OF VALUES (A.I.A. FORM #G-703)
IV. CONSTRUCTION PRIORITIES
A. ESTABLISH DATE FOR THE PRE-CONSTRUCTION MEETING
B. CHECK OUT LONG LEAD ITEMS -- ALLOW ORDERING TIME
C. MAINTAIN CONSTRUCTION LOG DOCUMENTING RAIN DAYS WHEN SCHEDULED WORK COULD NOT BE PERFORMED.
D. MAINTAIN A MARKED UP SET OF CONSTRUCTION PLANS W/ RED BALLPOINT PEN TO BE SUPPLIED TO ARCHITECT FOR USE IN ESTABLISHING AS BUILT DRAWINGS.
V. CHANGES / CORRESPONDENCE
A. ALL CORRESPONDENCE OR DIRECTIVES THRU ARCHITECT AND COPIED TO OWNER
B. NO DIRECTIVES FROM EMPLOYEES. ALL REQUESTS FOR INFORMATION OR CHANGES THRU ARCHITECT AND OWNER
VI. CHANGE ORDERS
A. PROPER PROTOCOL MUST BE FOLLOWED IN REGARDS TO ANY CHANGE ORDERS. OWNER, ARCHITECT AND CONTRACTOR MUST SIGN OFF PRIOR TO ANY WORK BEING PERFORMED BY CONTRACTOR OR SUBS.
B. GROUP ITEMS INTO ONE (1) CHANGE ORDER, RATHER THAN SEVERAL SINGLE ITEM CHANGE ORDERS.
C. ANY WORK COMPLETED PRIOR TO A CHANGE ORDER BEING SIGNED BY ALL PARTIES IS AT CONTRACTOR'S RISK. CHANGE ORDERS SHALL BE SIGNED BEFORE WORK IS COMMENCED.
VII. SHOP DRAWING SUBMITTALS
A. FOUR (4) COPIES (NOTE IN RED ANY CHANGES)
ONE FOR OWNER
ONE FOR ARCHITECT
ONE FOR CONTRACTOR
ONE FOR SUPPLIER
B. CONTRACTOR TO REVIEW AND MARKUP ANY CHANGES ON ALL COPIES BEFORE SUBMITTING TO ARCHITECT. CONTRACTOR SHOULD PROVIDE HIS OR HER REVIEWERS SIGNATURE WITH DATE ON EACH SUBMITTAL.
C. SUBMIT TO ARCHITECT AS SOON AS POSSIBLE
D. NO SUBSTITUTES WITHOUT PRIOR APPROVAL BY ARCHITECT & OWNER.
VIII. CHANGES IN THE WORK
A. DO NOT DEVIATE FROM PLANS WITHOUT ARCHITECTS APPROVAL.
IX. PROPER CONDUCT AT JOBSITES
A. NO SWEARING
B. NO LOUD RADIOS
C. PROPERLY DRESSED FOR WORK
D. KEEPING JOBSITE CLEAN AND SAFE EACH DAY IS SOLE RESPONSIBILITY OF THE CONTRACTOR.
E. HARD-HATS ARE REQUIRED PER OSHA REGULATIONS
X. RAIN DAY DOCUMENTATION
A. SUBMIT RECORDED RAIN DAYS WITH EACH MONTHLY PAY REQUEST
B. WHEN MORE THAN FOUR (4) DAYS ARE ACCUMULATED, A REQUEST FOR CHANGE ORDER SHOULD BE ISSUED. REQUEST ADDITIONAL DAYS TO BE ADDED TO ESTABLISHED CONTRACTUAL COMPLETION DATE.

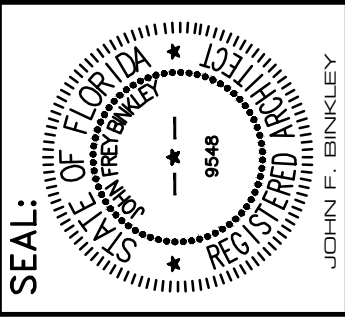

ABBREVIATIONS

(REVISED 10 APRIL 2014)

Table of abbreviations including terms like ACQUISITION, ADJUSTABLE, ALUMINUM, AMERICAN CONCRETE INSTITUTE, AMERICAN SOCIETY OF TESTING AND MEASURES, AMERICAN WOOD & PLYWOOD ASSOCIATION, APPROVED, APPROXIMATE, ARCHITECTURAL, ASPHALT COATED CORRUGATED METAL PIPE, ASBESTOS, ASPHALT, ASSEMBLY, BEARING, BOARD, BITUMINOUS BUILDING BLOCK, BLOCKING, BEAM, BOTTOM CHORD, BOLT, CABINET, CANTILEVER, CATCH BASIN, CEMENT, CERAMIC, CAST IRON, CORNER GUARD, CEILING, CLOSET, CLEAR, CASED OPENING, COLUMN, CONCRETE CONNECTION CONSTRUCTION, CONTINUOUS, CORRIDOR, CARPET, COUNTERSUNK, CENTER, CENTERLINE, CENTER TO CENTER, CERAMIC TILE, CIRCUIT, CLEAN OUT, COASTAL CONSTRUCTION CONTROL LINE, COLD, COLD WATER, CONCRETE BLOCK CONSTRUCTION, CONCRETE MASONRY UNIT, CONCRETE MONUMENT, CONTROL JOINT, CONDENSATE OR CONDUIT, COPPER, CORNER JACK, CORRUGATED METAL PIPE, CUBIC FEET PER MINUTE, CUBIC YARD, CULVERT, DEAD LOAD, DOUBLE, DIRT CONTROL GRATING, DEPARTMENT, DRINKING FOUNTAIN, DELAYED, DETAIL, DIAMETER, DIMENSION, DISPENSER, DOWN, DOOR OPENING, DRAWER, DOWNSPOUT, DRY STANDPIPE, DRAWING, DECK-A-JOINT, DEEP, DEPARTMENT OF EDUCATION, DEPARTMENT OF ENVIRONMENTAL REGULATION, DEPARTMENT OF ENVIRONMENTAL PROTECTION, DISHWASHER, DOUBLE, DOWN, DRYER, EAST, EACH, EXPANSION BOLT, ENERGY EFFICIENCY RATIO, EXHAUST FAN, EMERGENCY GENERATOR, EXPANSION JOINT, ELEVATION, EMERGENCY LIGHT, ELECTRICAL, ELEVATOR, EMERGENCY, ENCLOSURE, ELECTRICAL PANELBOARD, EQUAL, EQUIPMENT, ELECTRO STATIC PAINT, ELECTRIC WATER COOLER, ELECTRIC WATER HEATER, EXPANSION, EXPANSION BOLTS, EXISTING, EXTERIOR OR EXTENSION, FIRE ALARM, FLORIDA ACCESSIBILITY CODE, FLAT BAR, FLORIDA BUILDING CODE, FLORIDA PLUMBING CODE, FLOOR DRAIN, FOUNDATION, FIRE EXTINGUISHER, FIRE EXTINGUISHER CAB., FIRE HOSE CABINET, FINISH, FLOOR, FLASHING, FLUORESCENT, FACE OF CONCRETE, FACE OF FINISH, FACE OF STUDS, FIREPROOF, FIBERGLASS, FINISHED FLOOR, FIXED, FLOOR GIRDER, FULL SIZE, FOOT OR FEET, FEDERAL TRANSIT AUTHORITY, FOOTING, FLOOR, FUTURE, F.D.O.T., FLORIDA DEPARTMENT OF TRANSPORTATION, F.D.E.P., FLORIDA DEPARTMENT OF ENVIRONMENTAL PROTECTION, GAUGE, GALVANIZED, GRAB BAR, GLASS, GROUND, GRADE, GYPSUM, GALLON, GROUND FALLT INTERRUPT, HANDICAPPED, HEADER, HEAT RECOVERY UNIT, HEAVY DUTY, HIGH PRESSURE SODIUM, HIP JACK, HOLLOW CORE, HOSE BIBB, HOLLOW CORE, HARDWOOD, HARDWARE, HAPPY HOUR, HOLLOW METAL, HORIZONTAL, HOUR, HOLLOW CORE, HOLLOW METAL, HOLLOW METAL FRAME, HOOK, HORSE POWER & HIGH POINT, HOT, HOT DIPPED GALVANIZED, QUARRY TILE, RISER, RADIUS, ROOF DRAIN, REFERENCE, REFRIGERATOR, REGISTER, REINFORCED, RESILIENT, ROOM, ROUGH OPENING, REDWOOD, RAIN WATER LEADER, REINFORCED CONCRETE PIPE, REQUIRED, RETURN AIR, REVERSE, RIGHT OF WAY, ROD & SHELF, ROUGH OPENING, ROUGH SAW, SOUTH, SUPPLY AIR, SUSPENDED ACOUSTICAL TILE, SOLID CORE, SEAT COVER DISPENSER, SCHEDULE, SOAP DISPENSER, SECTION, SELF, SHOWER, SHEET, SINGLE HUNG, SIMILAR, SAND CONCRETE, SHORT LEG VERTICAL, SANITARY NAPKIN DISPENSER, SANITARY NAPKIN RECEPTACLE, SPECIFICATION, SQUARE, STAINLESS STEEL, SERVICE SINK, STATION, STANDARD, STEEL, STORAGE, STRUCTURAL, SUSPENDED, SYMMETRICAL, SANS, SANDED ONE SIDE AND TWO EDGES, SANITARY SEWER, SEASONAL ENERGY EFFICIENCY RATED, SINGLE HUNG, SLIDING GLASS, SMOKE DETECTOR, SOUTHERN YELLOW PINE, SQUARE FOOT DIMENSION, SQUARE FOOT, STEEL JOIST INSTITUTE, SYSTEM, SHEET VINYL, TREAD, TOWEL BAR, TOP OF CURB, TELEPHONE, TERRAZZO, TONGUE AND GROOVE, THICK, TOP OF PAVEMENT, TOILET PAPER DISPENSER, TELEVISION, TOP OF WALL, TACKBOARD, TIME CLOCK, TYPICAL, TOP CHORD, TOP OF BEAM, TOTAL LOAD, TRANSVERSE, TREAD, TUBE SECTION, UNFINISHED, UNLESS NOTED OTHERWISE, UNDER COUNTER, UNDERWRITERS LAB, UNITED STATES GYPSUM, UNITED STATES GREEN BUILDING COUNCIL, VACUUM, VAPOR BARRIER, VINYL COMPOSITION TILE, VERTICAL, VAPOR PROOF, VAPOR RETARDER, VENT THRU ROOF, WEST, WASHER, WITH, WATER CLOSET, WOOD, WITH-OUT, WATERPROOF, WANSCT, WEIGHT, WASHER, WALK IN CLOSET, WALL GIRDER, W.W.F., WELDED WIRE FABRIC, WORKING POINT, WINDOW, OVERALL, OBSOLETE, ON CENTER, OUTSIDE DIAMETER (DIM), OFFICE, OPENING, OPPOSITE, OPPOSED BLADE DAMPER, OUTSIDE AIR, OVER HANG, OVER-LEAD DOOR, OVER-LEAD ELECTRIC, POLY VINYL CHLORIDE, PAINTED EXPOSED BLOCK, POUNDS PER SQUARE INCH, POUNDS PER SQUARE FOOT, PLATE, PLASTIC LAMINATE, PLASTER, PLYWOOD, PAIR, POINT, PAPER TOWEL DISPENSER, COMBINATION PAPER TOWEL DISPENSER & RECEPTACLE, PARTITION, PRESSURE TREATED, PAPER TOWEL RECEPTACLE, PAPER TOWEL HOLDER, PERFORATED, PROPERTY LINE, FULL CHAIN, PUSH BUTTON, POWER POLE, PARTIAL HEIGHT WALL, PORCELAIN TILE, OVERALL, OBSOLETE, ON CENTER, OUTSIDE DIAMETER (DIM), OFFICE, OPENING, OPPOSITE, OPPOSED BLADE DAMPER, OUTSIDE AIR, OVER HANG, OVER-LEAD DOOR, OVER-LEAD ELECTRIC, POLY VINYL CHLORIDE, PAINTED EXPOSED BLOCK, POUNDS PER SQUARE INCH, POUNDS PER SQUARE FOOT, PLATE, PLASTIC LAMINATE, PLASTER, PLYWOOD, PAIR, POINT, PAPER TOWEL DISPENSER, COMBINATION PAPER TOWEL DISPENSER & RECEPTACLE, PARTITION, PRESSURE TREATED, PAPER TOWEL RECEPTACLE, PAPER TOWEL HOLDER, PERFORATED, PROPERTY LINE, FULL CHAIN, PUSH BUTTON, POWER POLE, PARTIAL HEIGHT WALL, PORCELAIN TILE, QUARRY TILE, RISER, RADIUS, ROOF DRAIN, REFERENCE, REFRIGERATOR, REGISTER, REINFORCED, RESILIENT, ROOM, ROUGH OPENING, REDWOOD, RAIN WATER LEADER, REINFORCED CONCRETE PIPE, REQUIRED, RETURN AIR, REVERSE, RIGHT OF WAY, ROD & SHELF, ROUGH OPENING, ROUGH SAW, WEST, WASHER, WITH, WATER CLOSET, WOOD, WITH-OUT, WATERPROOF, WANSCT, WEIGHT, WASHER, WALK IN CLOSET, WALL GIRDER, W.W.F., WELDED WIRE FABRIC, WORKING POINT, WINDOW

SOME TERMS AND SYMBOLS MAY NOT APPLY TO THIS PROJECT.

EDLUND - DRITENBAS - BINKLEY ARCHITECTS AND ASSOCIATES, P.A. AR-AA 0000886 65 ROYAL PALM POINTE, SUITE "D" VERO BEACH, FLORIDA 32960 PHONE: (772) 569-4320

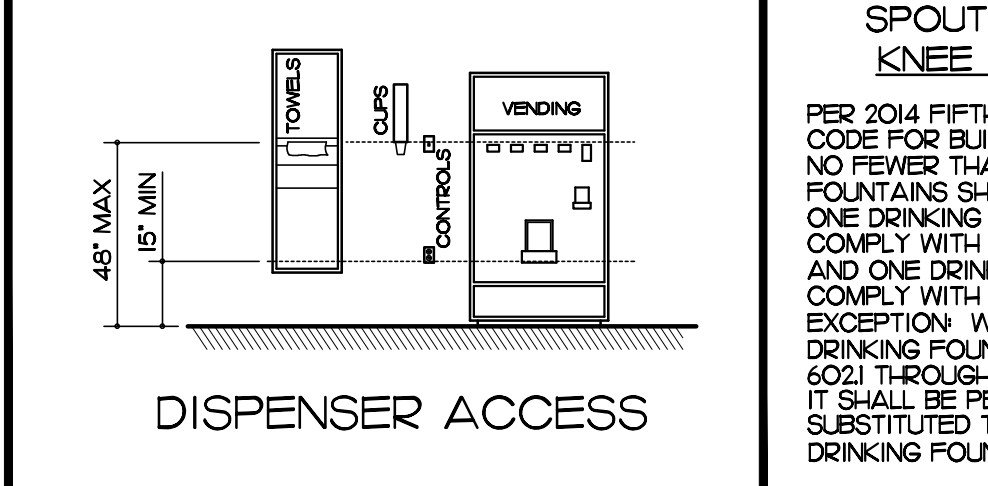
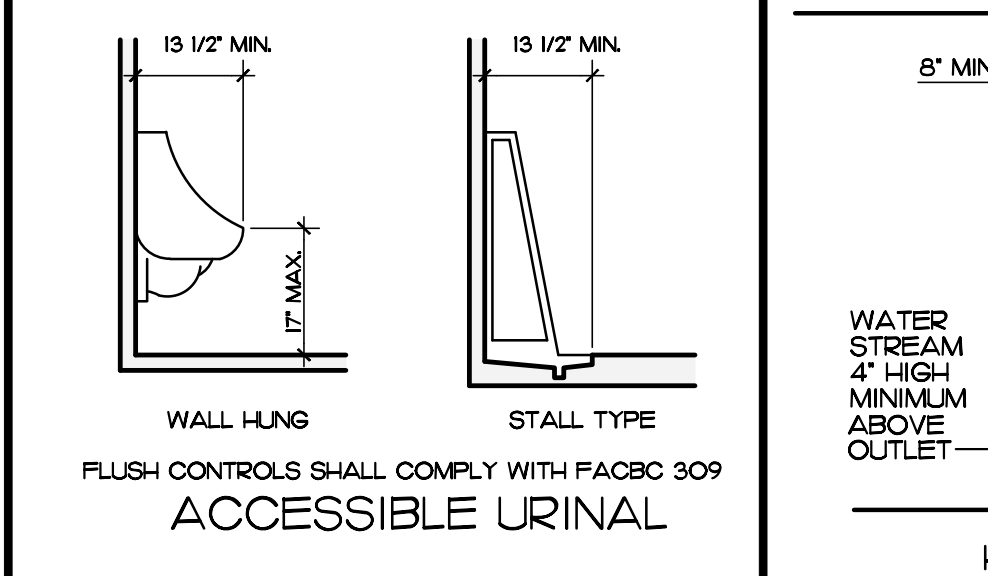
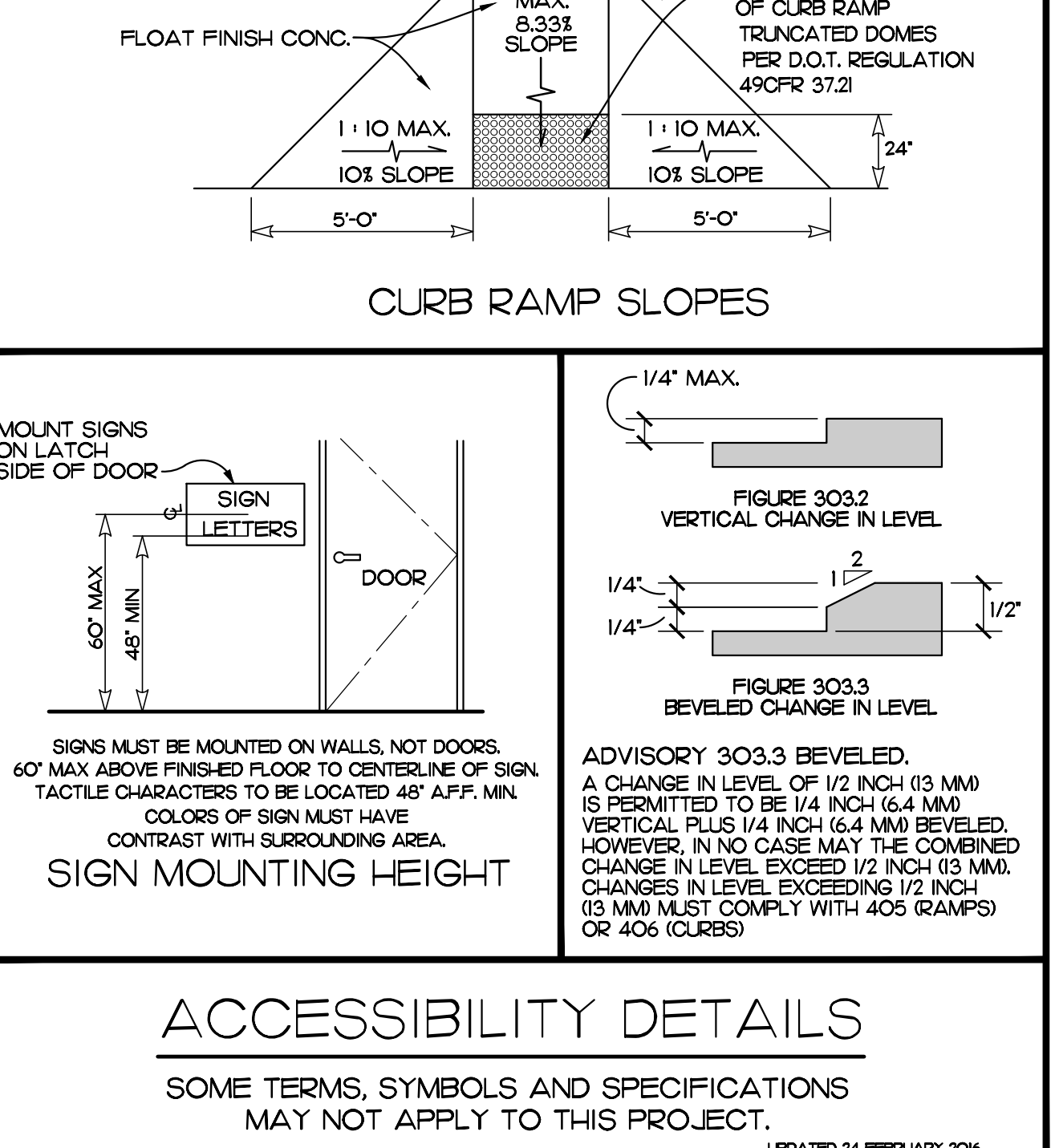
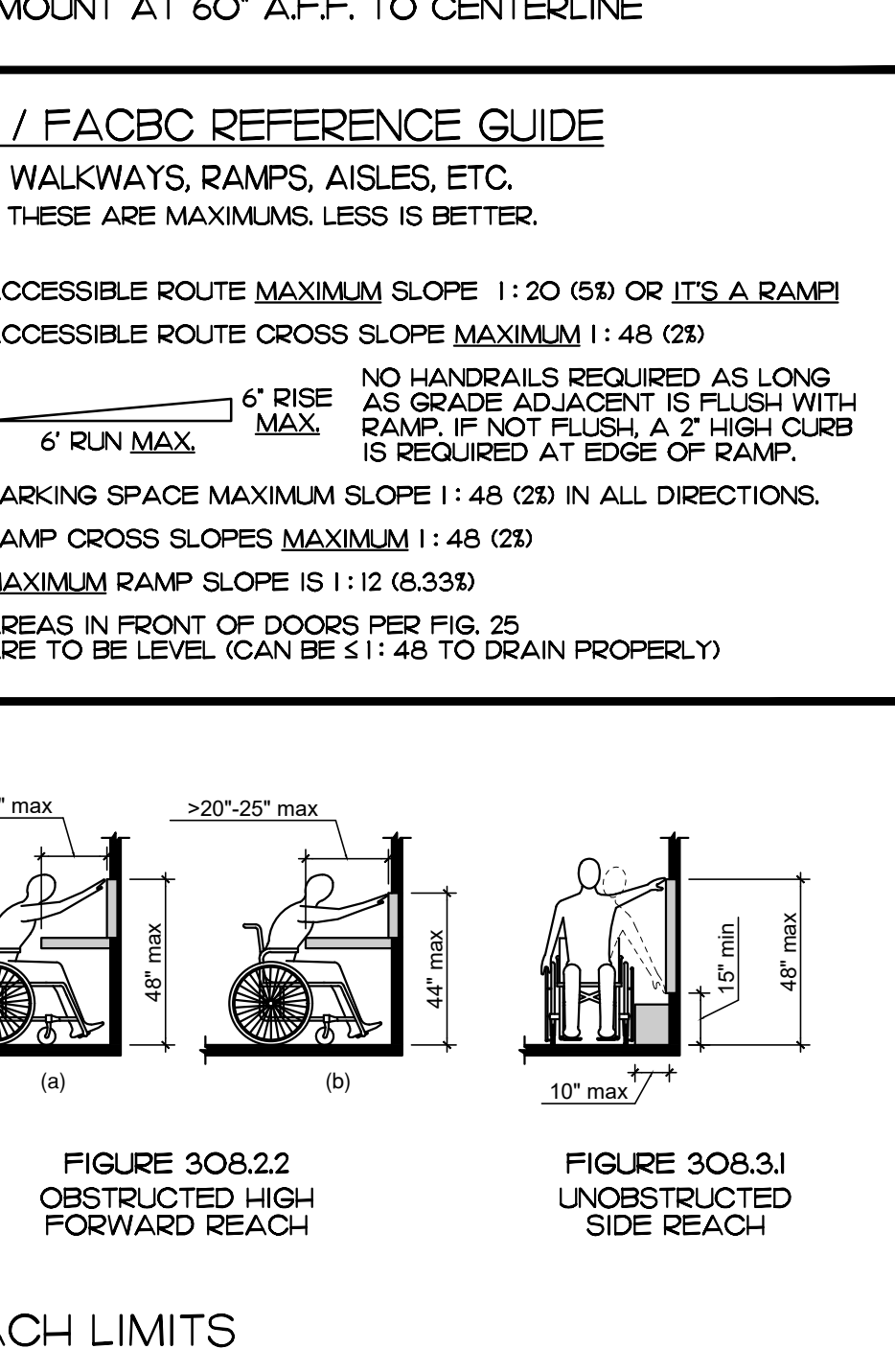
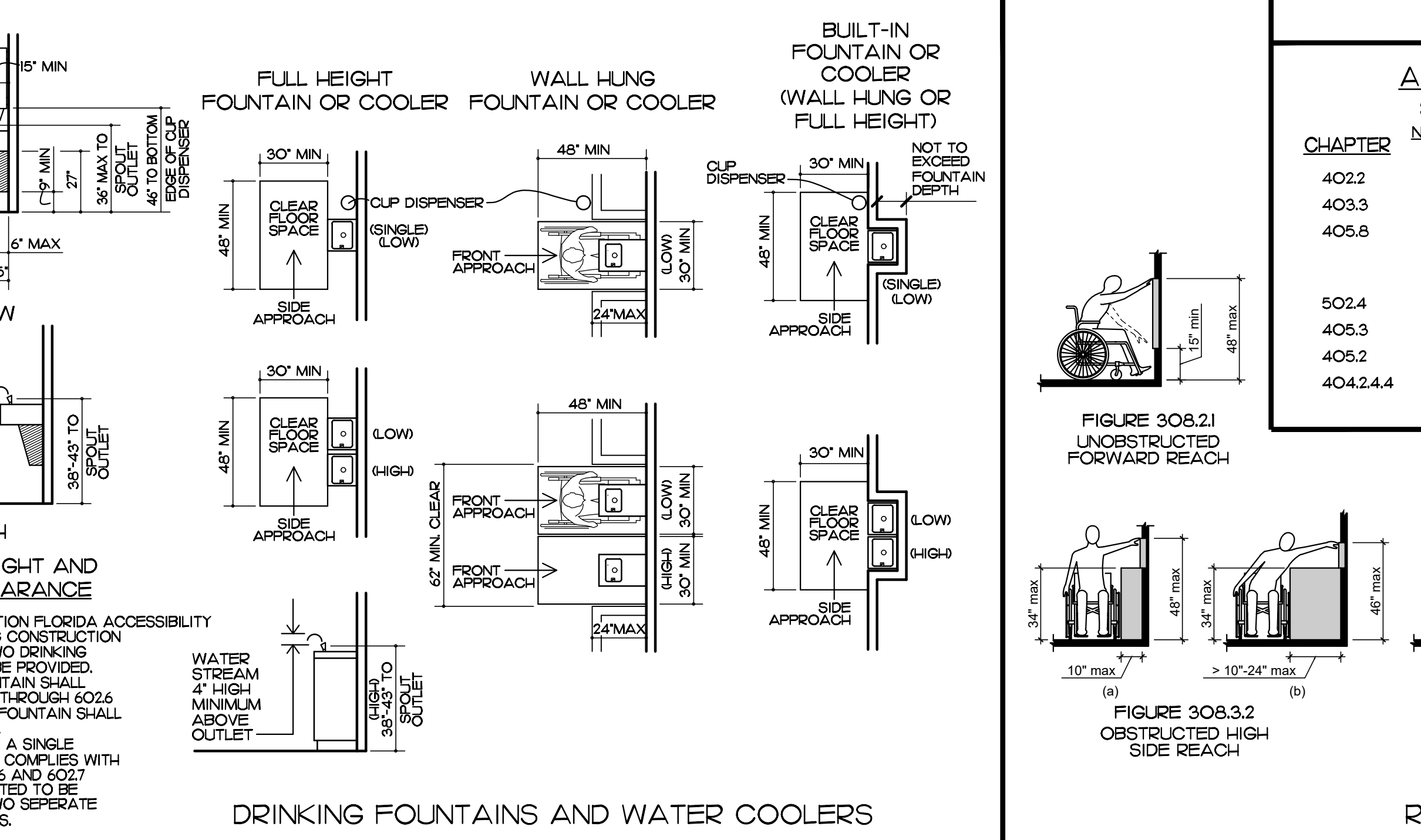
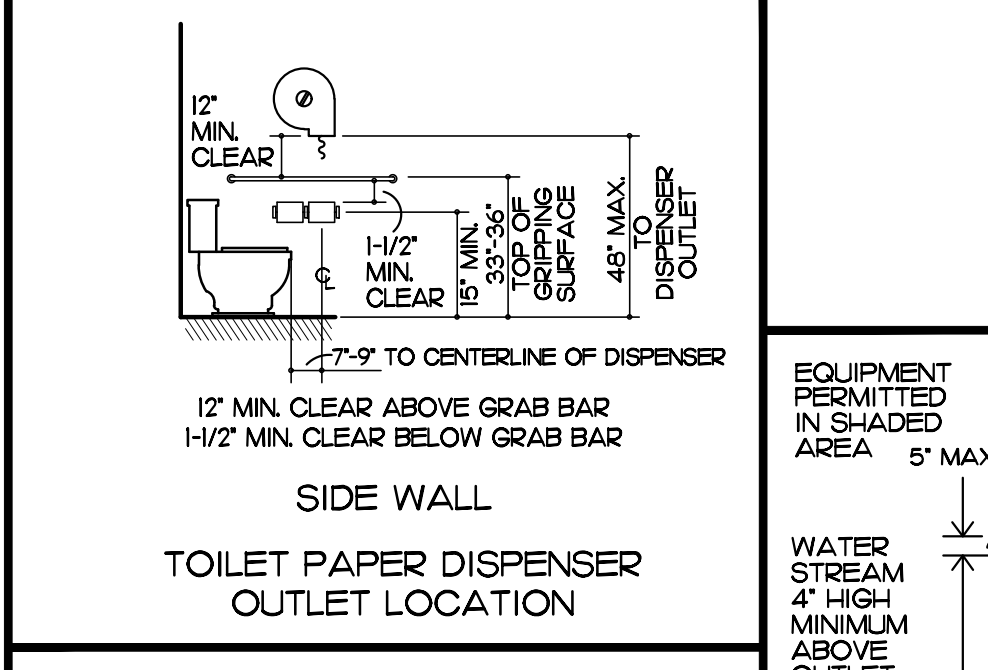
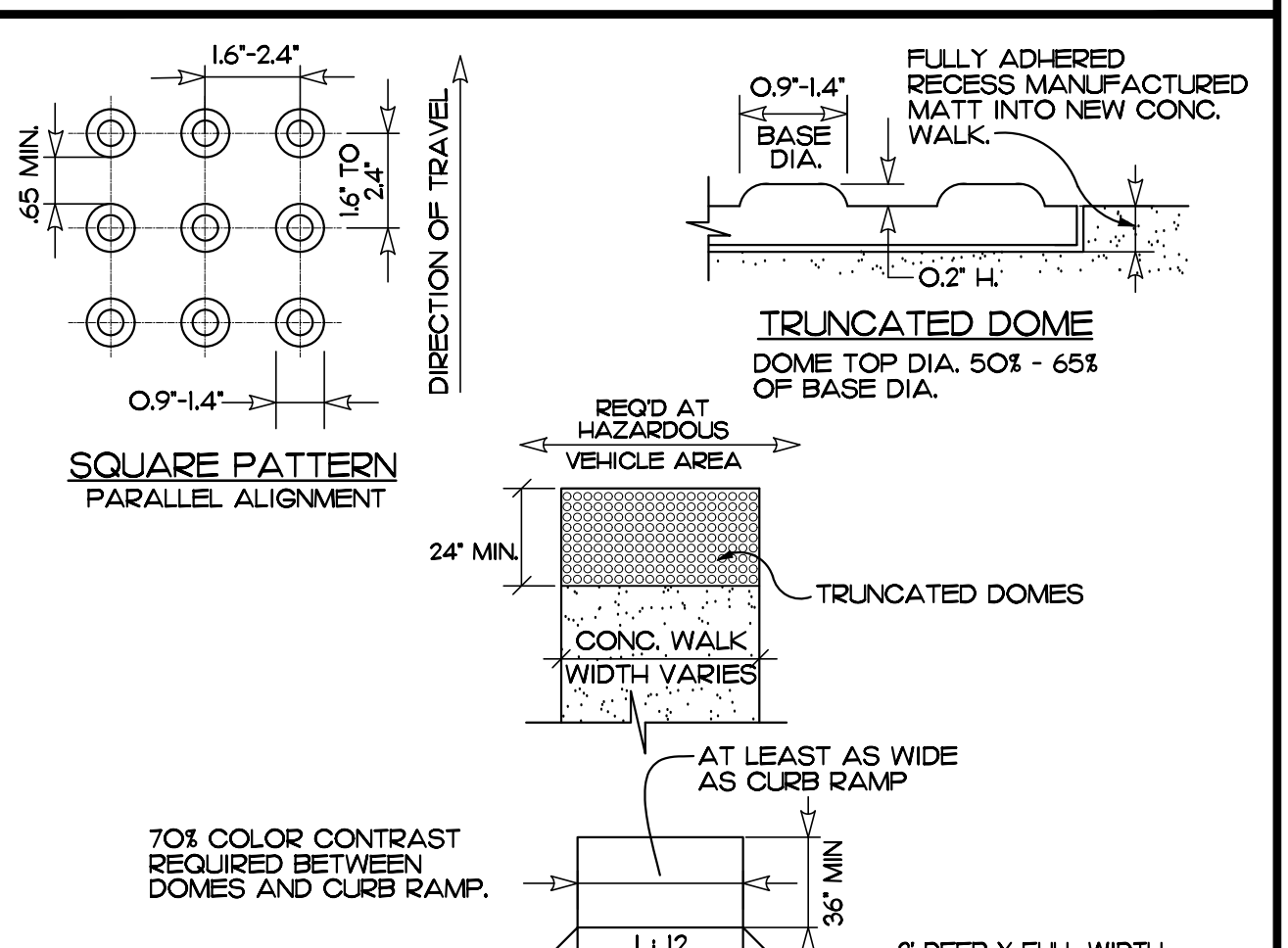
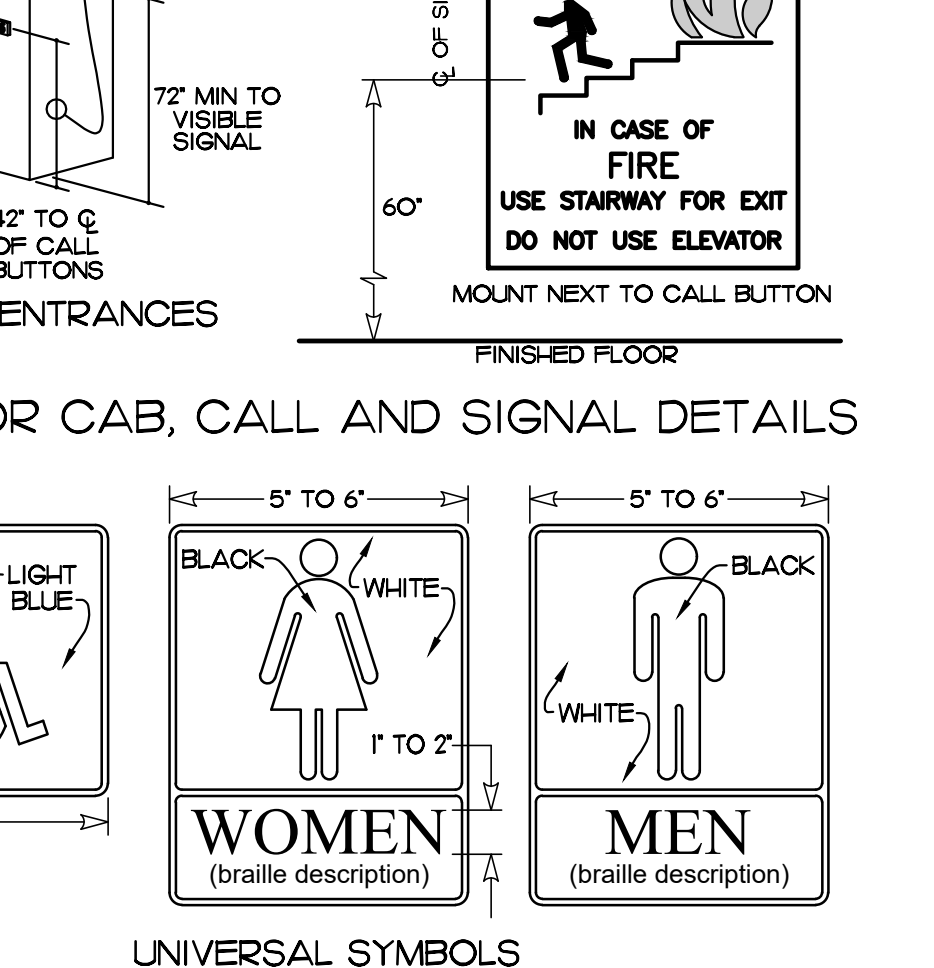
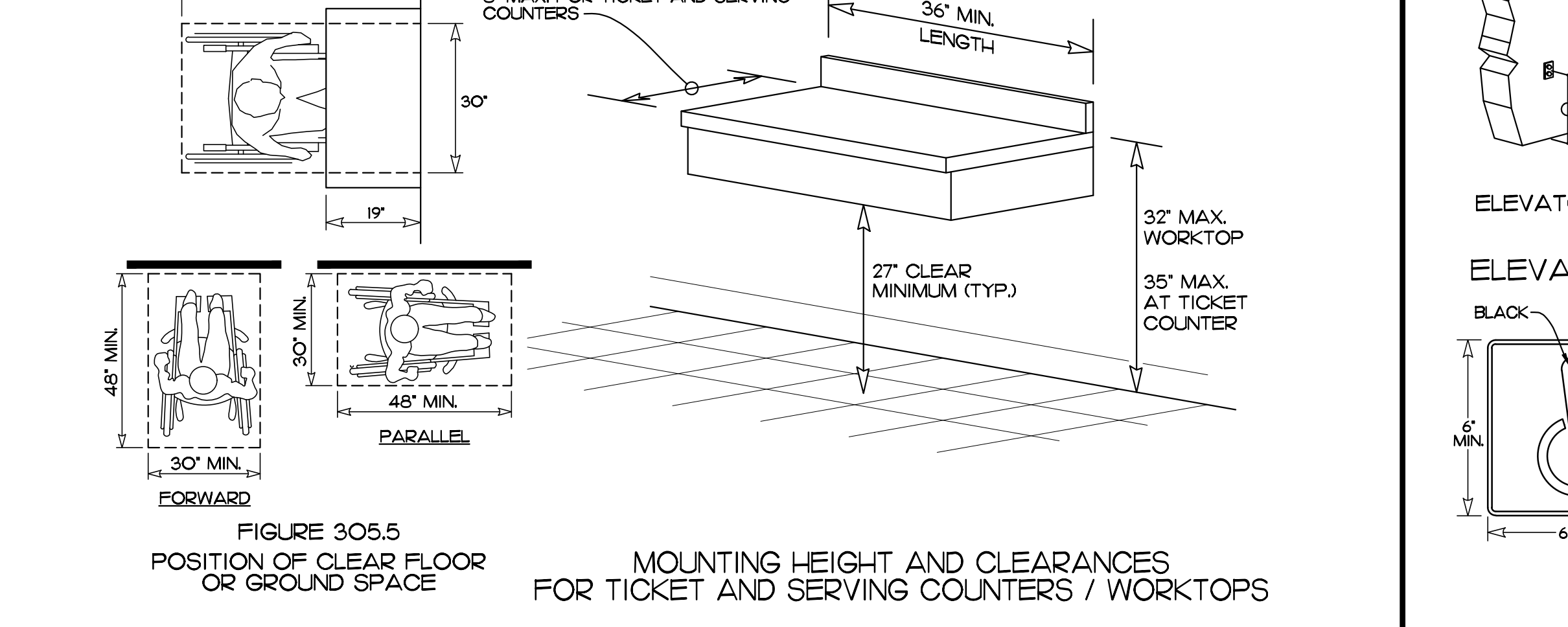
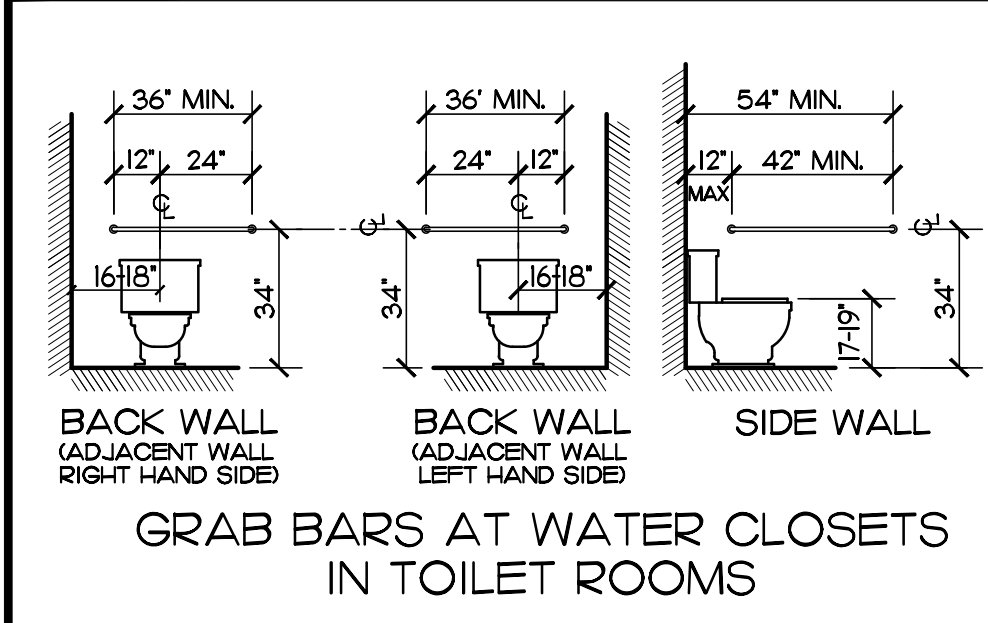
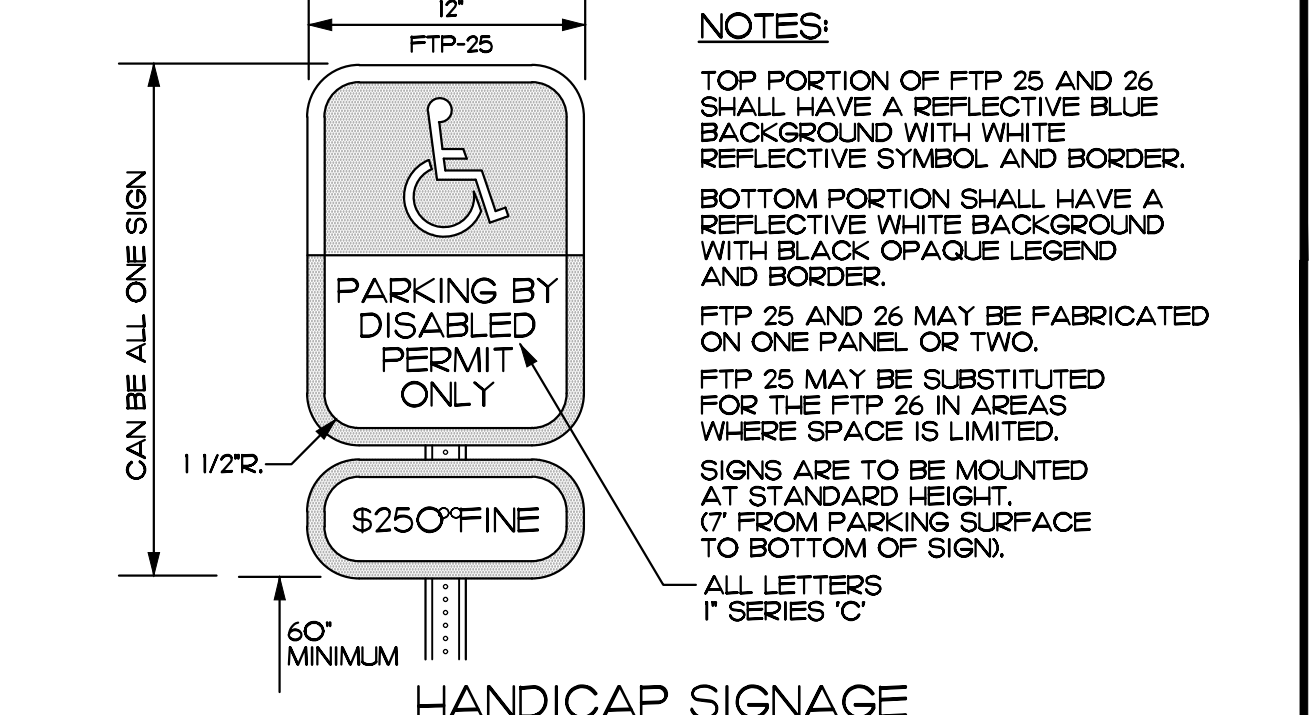
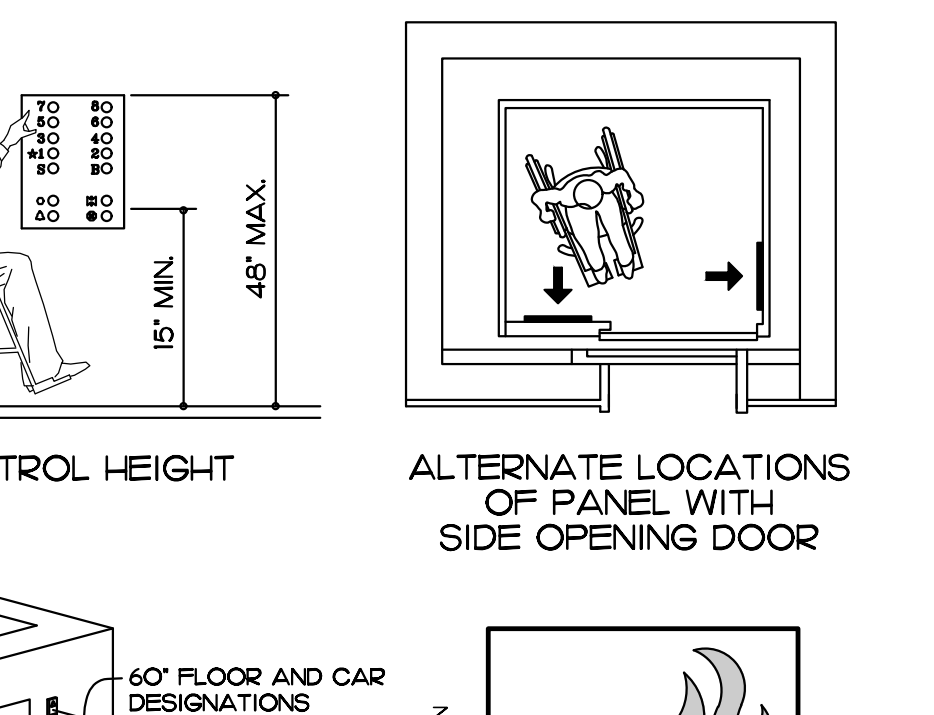
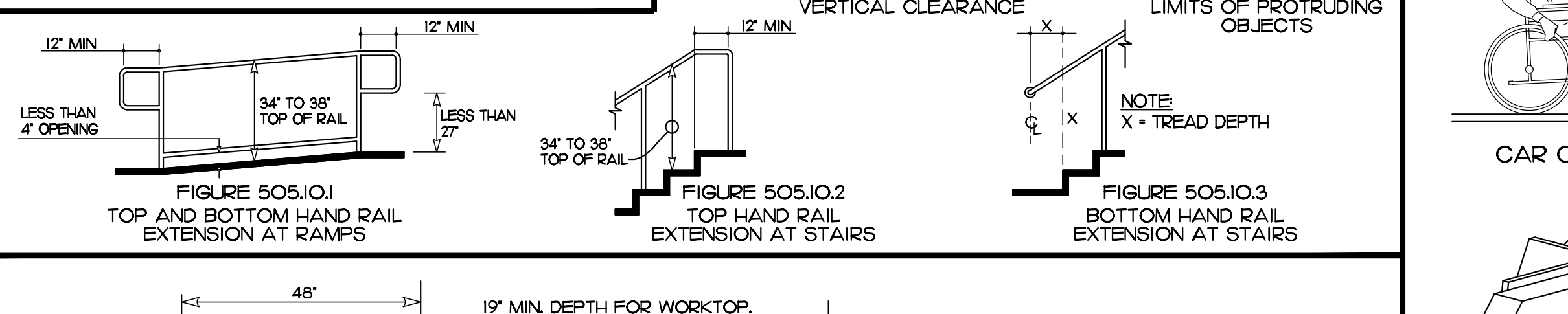
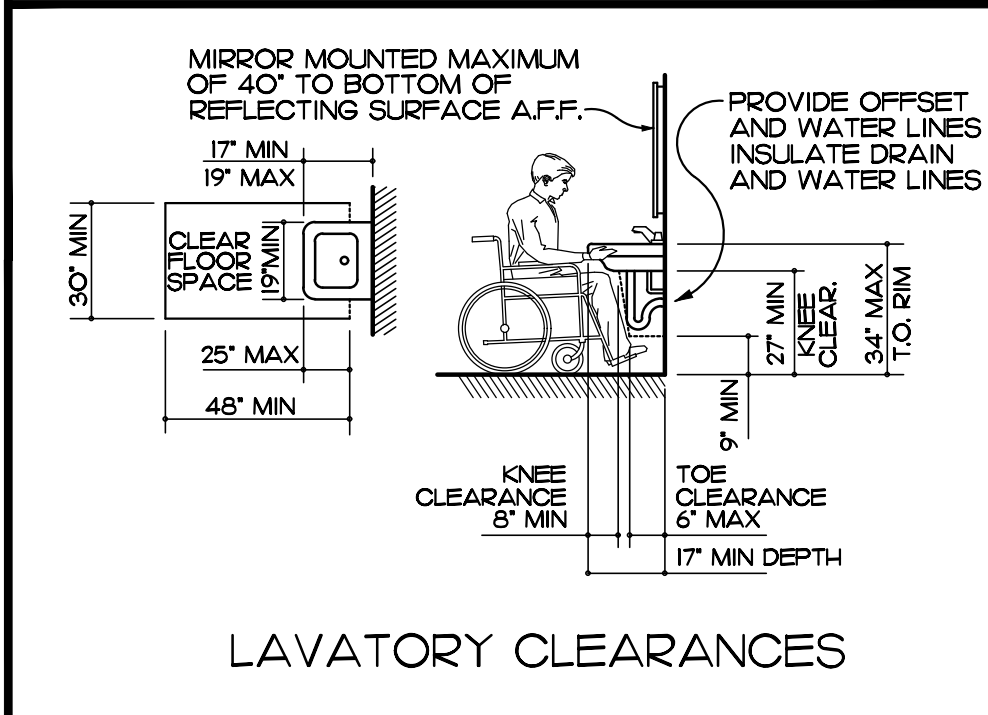
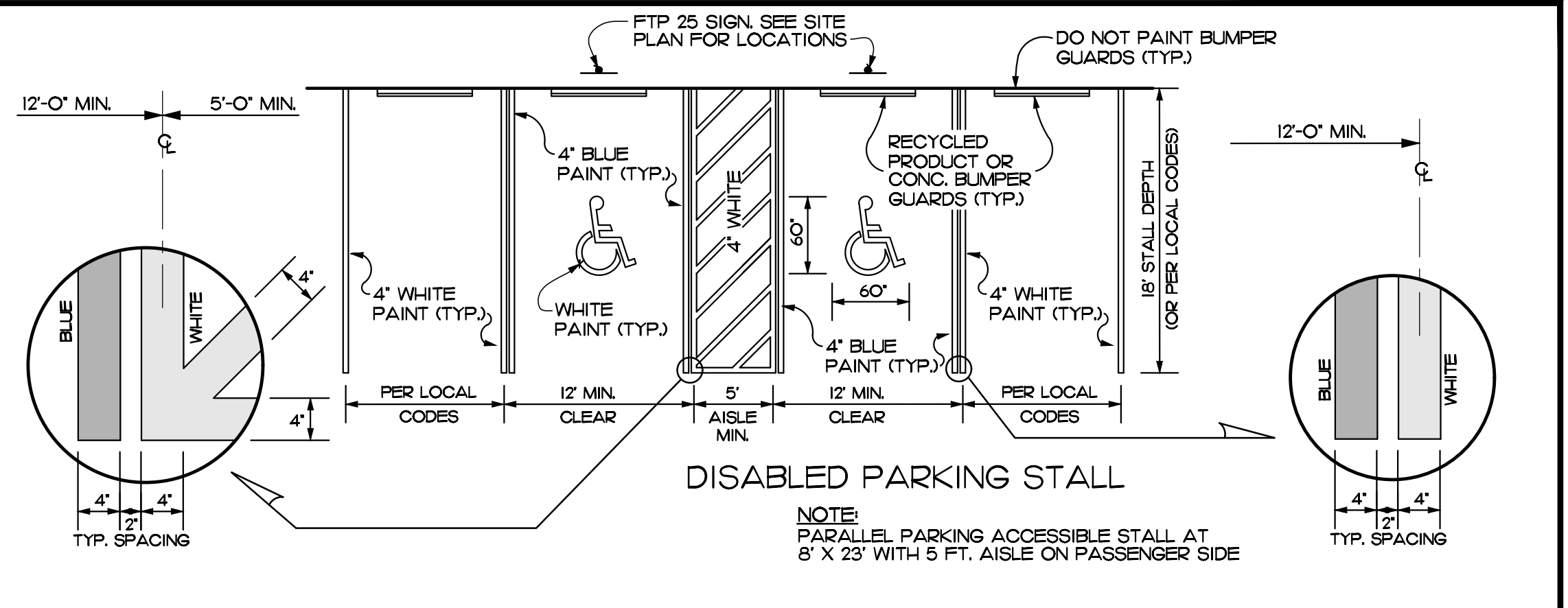
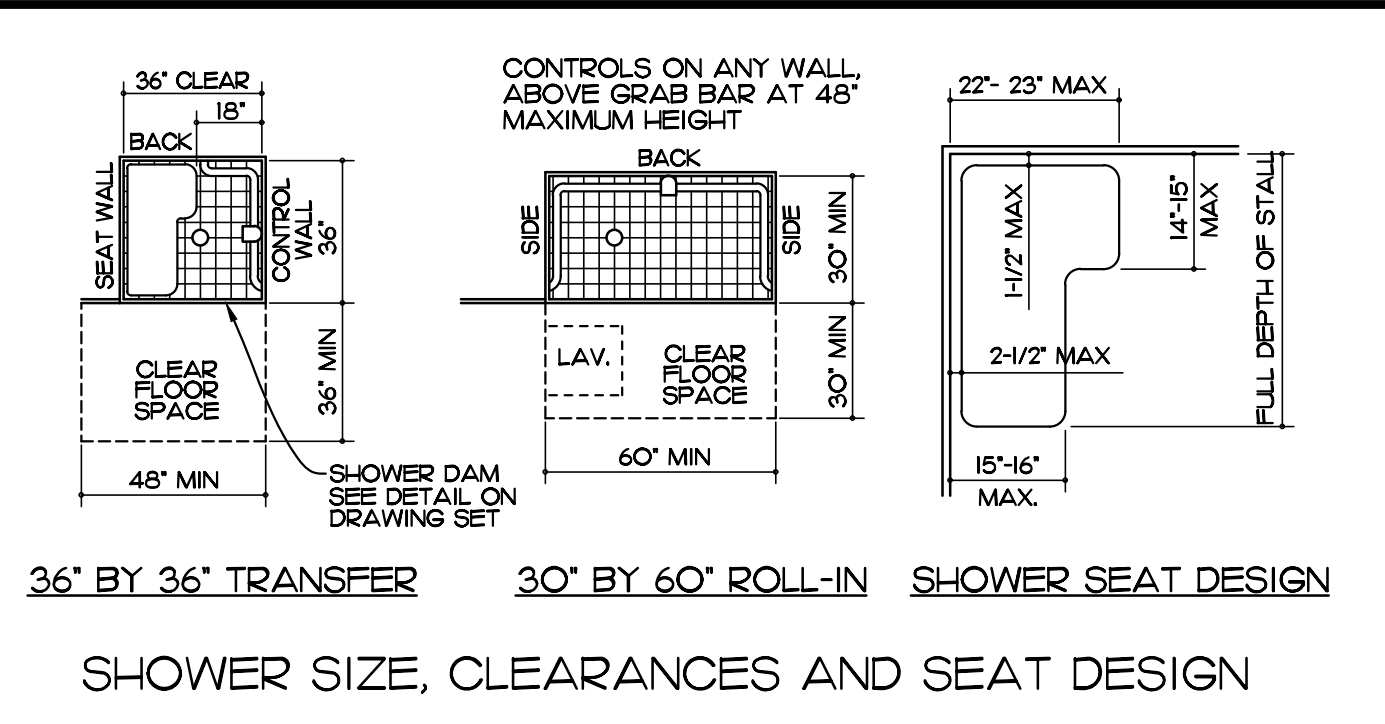
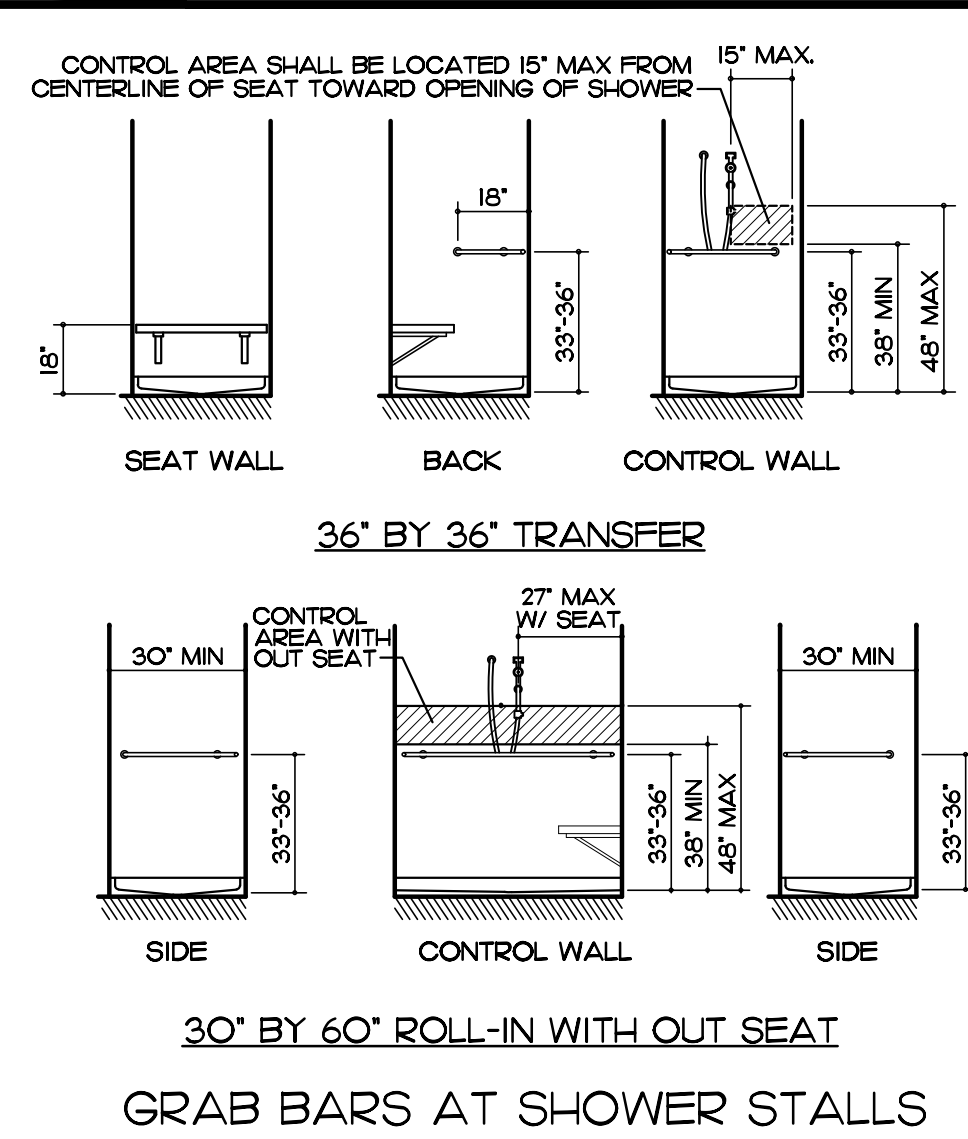
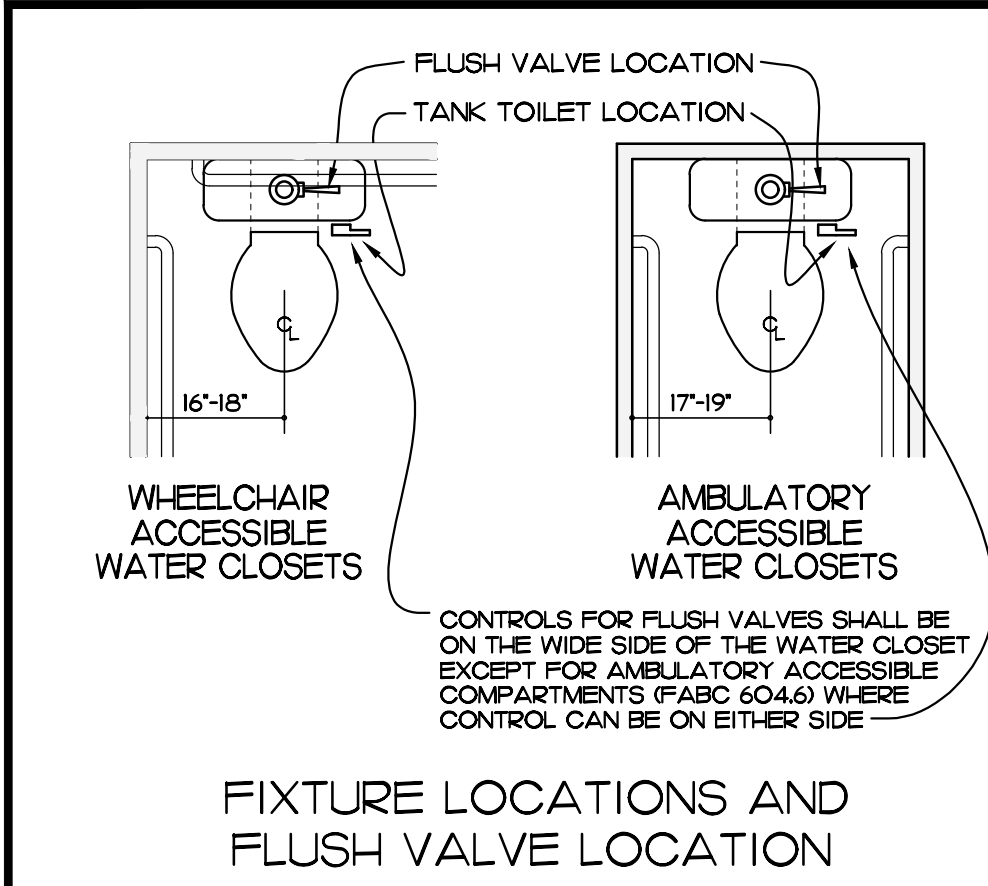


PROJECT: STATION #7 INDIAN RIVER COUNTY FIRE RESCUE/EMS 4225 43RD AVE VERO BEACH, FL 32967

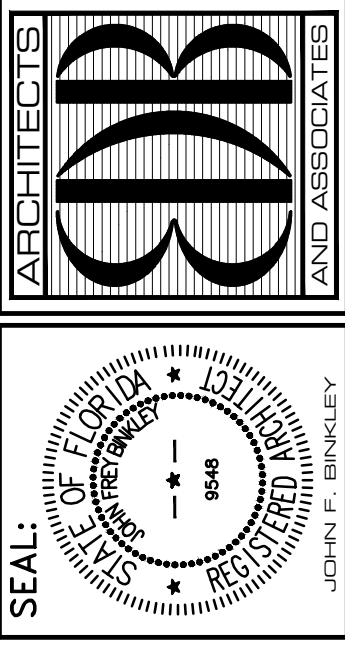
Table with columns for NO., DATE, and REVISIONS.

© AUG. '23. THESE PLANS AND THE INFORMATION SHOWN HEREIN ARE THE PROPERTY OF EDLUND DRITENBAS BINKLEY ARCHITECTS AND ASSOCIATES, P.A. AND REPRODUCTION, DISSEMINATION OR USE THEREOF IN WHOLE OR IN PART IS EXPRESSLY PROHIBITED WITHOUT WRITTEN PERMISSION. COMM. NO: 0502919B DATE: 1 AUG. 2023 BY: JNR CH'KD: JFB

SHEET NO. ABB OF ONE



EDLUND · DRITENBAS · BINKLEY ARCHITECTS AND ASSOCIATES, P.A.
AR-AA 000086
65 ROYAL PALM POINTE, SUITE "D"
VERO BEACH, FLORIDA 32960
PHONE: (772) 569-4320



PROJECT: STATION #7
INDIAN RIVER COUNTY FIRE RESCUE/EMS
FOR: 4225 43RD AVE
VERO BEACH, FL 32967

NO.	DATE	REVISIONS

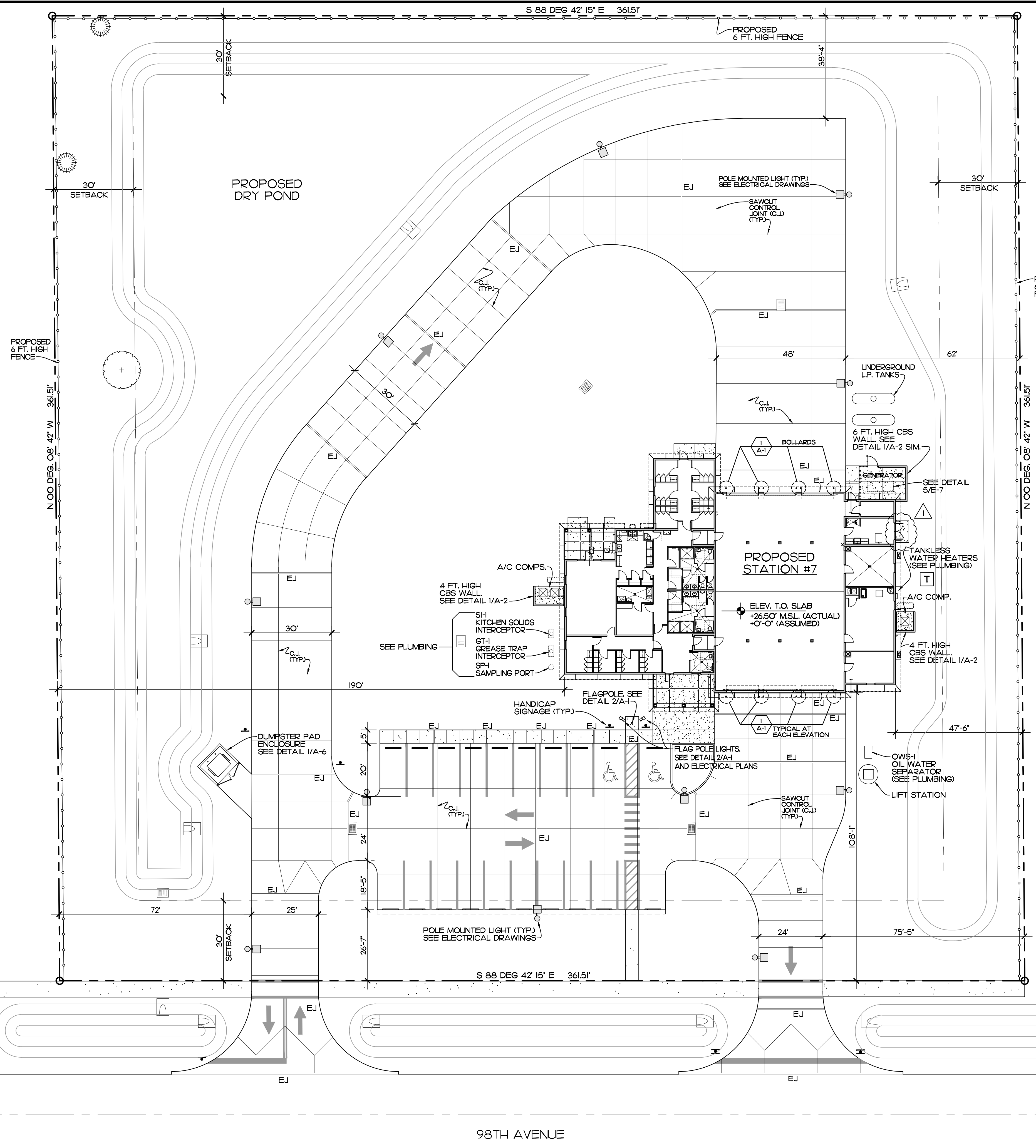
COMM. NO: 050219VB
DATE: 1 AUG. 2023
BY: JNR
CHKD: JFB

SHEET NO.
ACC
OF ONE

© AUG. '23. THESE PLANS AND THE INFORMATION SHOWN HEREON ARE THE PROPERTY OF EDLUND DRITENBAS BINKLEY ARCHITECTS AND ASSOCIATES, P.A. AND REPRODUCTION, DISSEMINATION OR USE THEREOF IN WHOLE OR IN PART IS EXPRESSLY PROHIBITED WITHOUT WRITTEN PERMISSION.

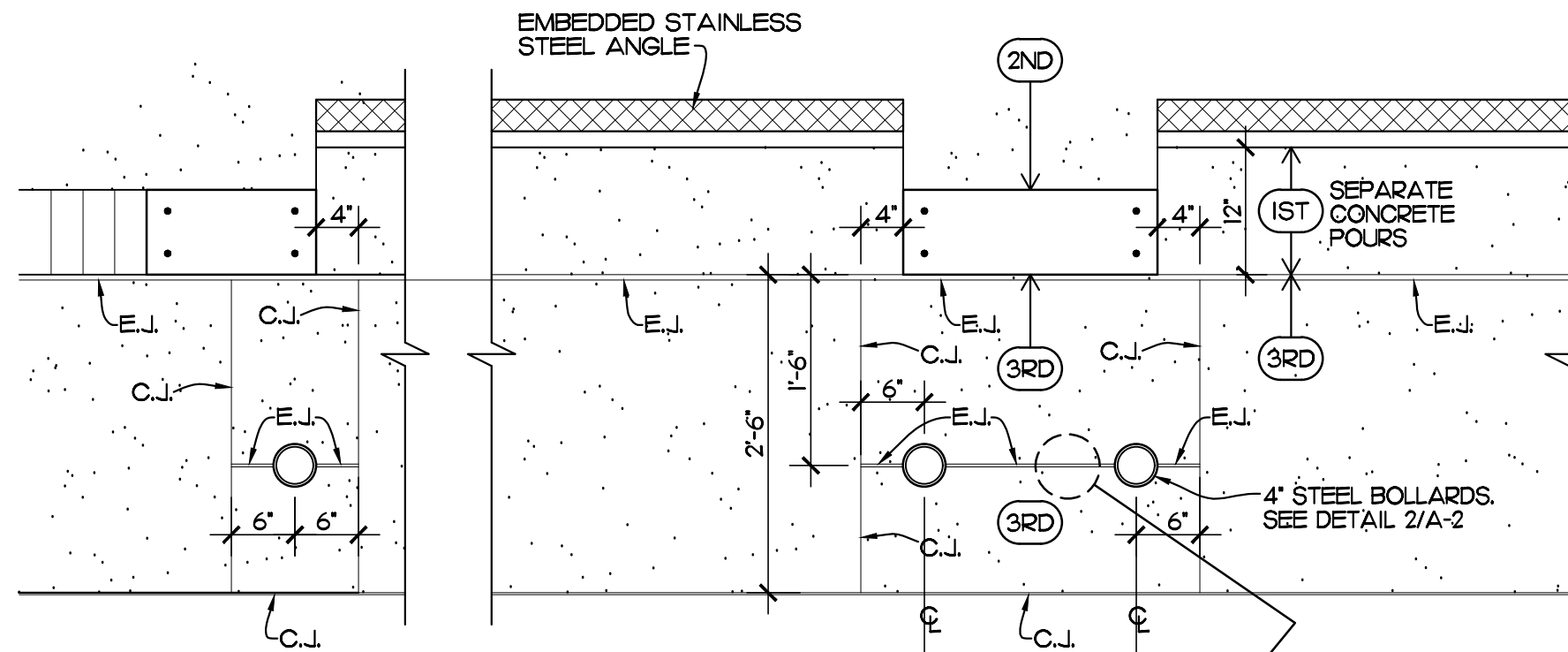
REVISIONS: 24 FEBRUARY 2016

S 88 DEG 42' 15" E 361.5'



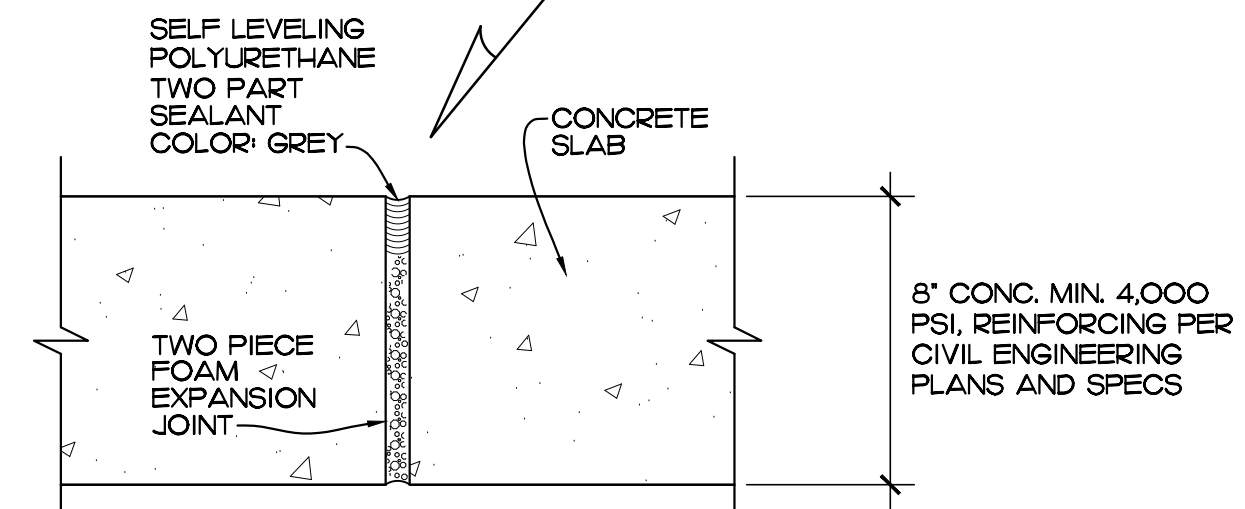
SITE PLAN
SCALE: 1" = 20'-0"

SITE ADDRESS: 9700 26TH PL
FELLSMERE, FL

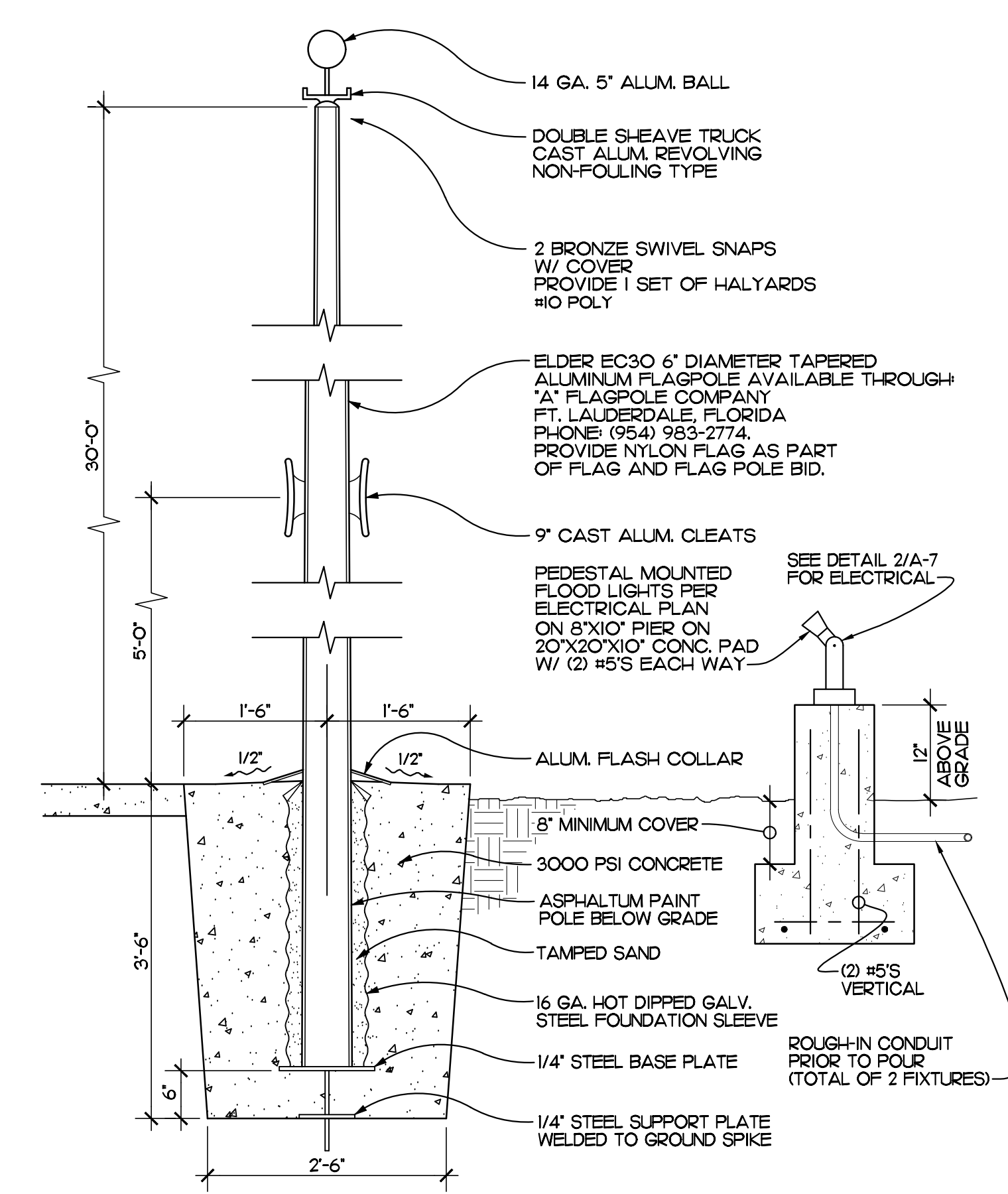


DETAIL
SCALE: 3/4" = 1'-0" REF. THIS SHEET

- SITE PLAN NOTES:**
- 1) SEE CIVIL DRAWINGS FOR ADDITIONAL DIMENSIONS, PAVING AND DRAINAGE PLANS, HARDSCAPE / IRRIGATION PLANS AND SITE DETAILS.
 - 2) PROVIDE 1/2" WIDE X 1" DEEP SAW CUT CONTROL JOINTS (C.J.) WHERE INDICATED WITHIN 24 HOURS OF SLAB POURS.
 - 3) PROVIDE THRU THE SLAB EXPANSION JOINT (E.J.) WHERE INDICATED. SEE DETAIL THIS SHEET.

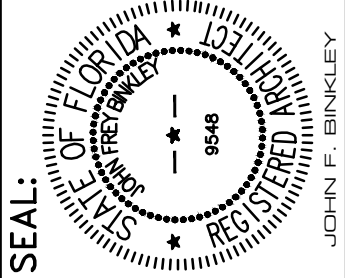



EXPANSION JOINT DETAIL
SCALE: 3" = 1'-0"



FLAGPOLE DETAIL
SCALE: 3/4" = 1'-0" REF. THIS SHEET

EDLUND · DRIENBAS · BINKLEY
ARCHITECTS AND ASSOCIATES, P.A.
AR-AA 000886
65 ROYAL PALM POINT, SUITE "D"
VERO BEACH, FLORIDA 32960
PHONE: (772) 569-4320

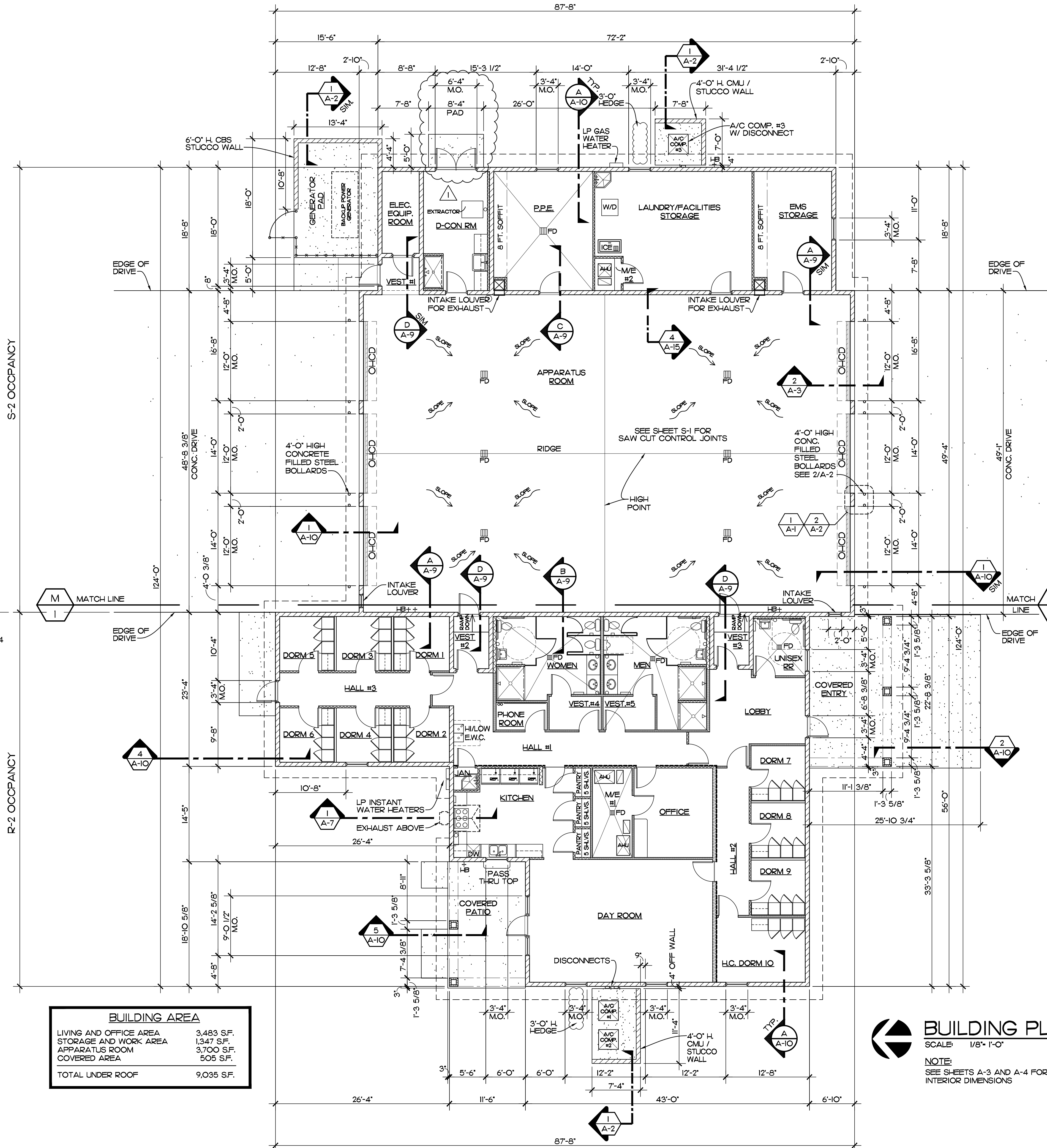


PROJECT: STATION #7
FOR: INDIAN RIVER COUNTY FIRE RESCUE/EMS
4225 43RD AVE
VERO BEACH, FL 32967

NO.	DATE	REVISIONS
1	22AUG23	FIRE PREVENTION COMMENTS
2	15AUG23	OWNER DIRECTED REVISIONS

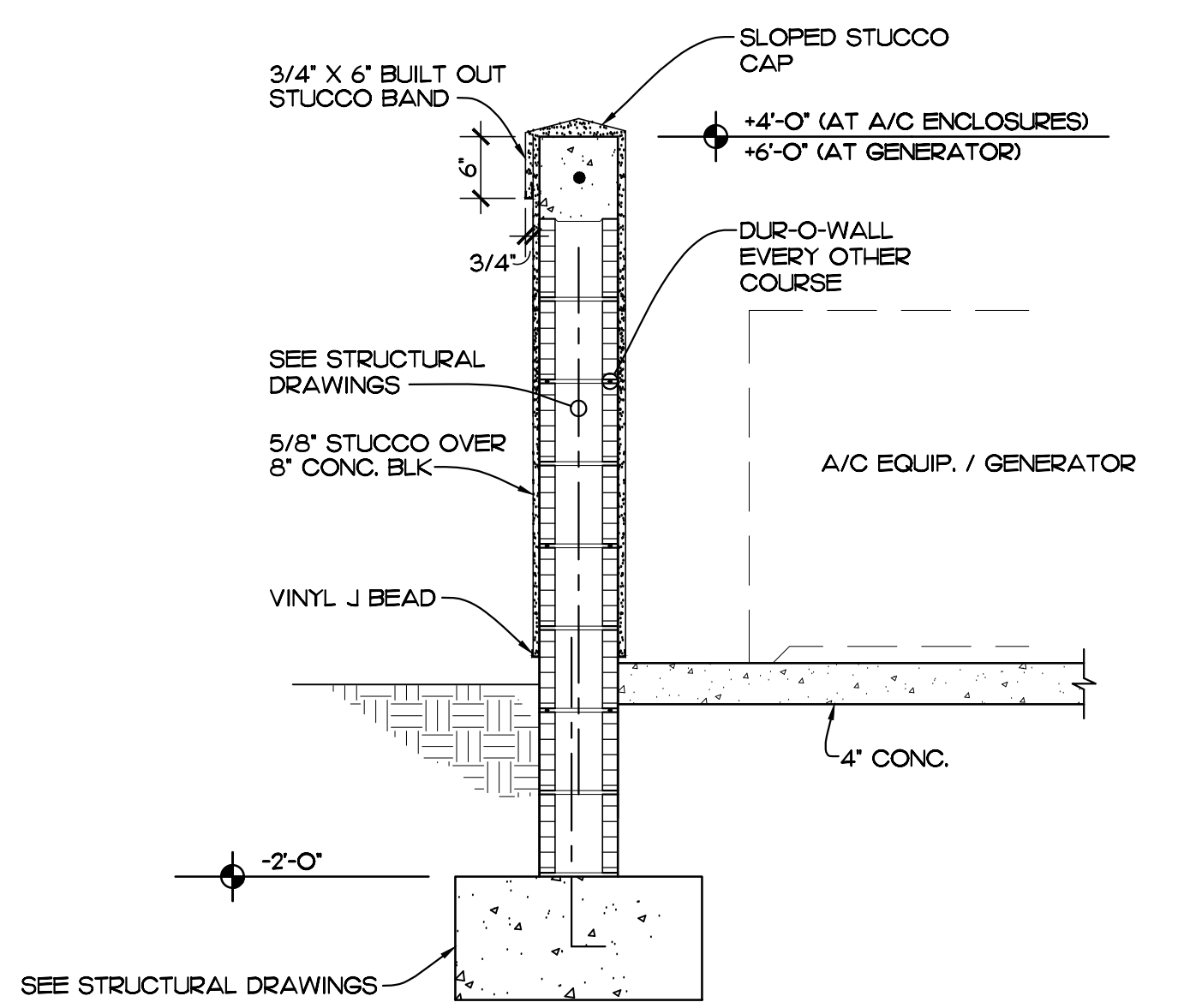
© AUG. 23. THESE PLANS AND THE INFORMATION SHOWN HEREIN ARE THE PROPERTY OF EDLUND DRIENBAS BINKLEY ARCHITECTS AND ASSOCIATES, P.A. AND REPRODUCTION, IN WHOLE OR IN PART OR ANY MANNER IS EXPRESSLY PROHIBITED WITHOUT WRITTEN PERMISSION.
COMM. NO: 05O219VB
DATE: 1 AUG. 2023
BY: JNR/JNR
CH'KD:FB/JFB

SHEET NO.
A-1
OF FOURTEEN

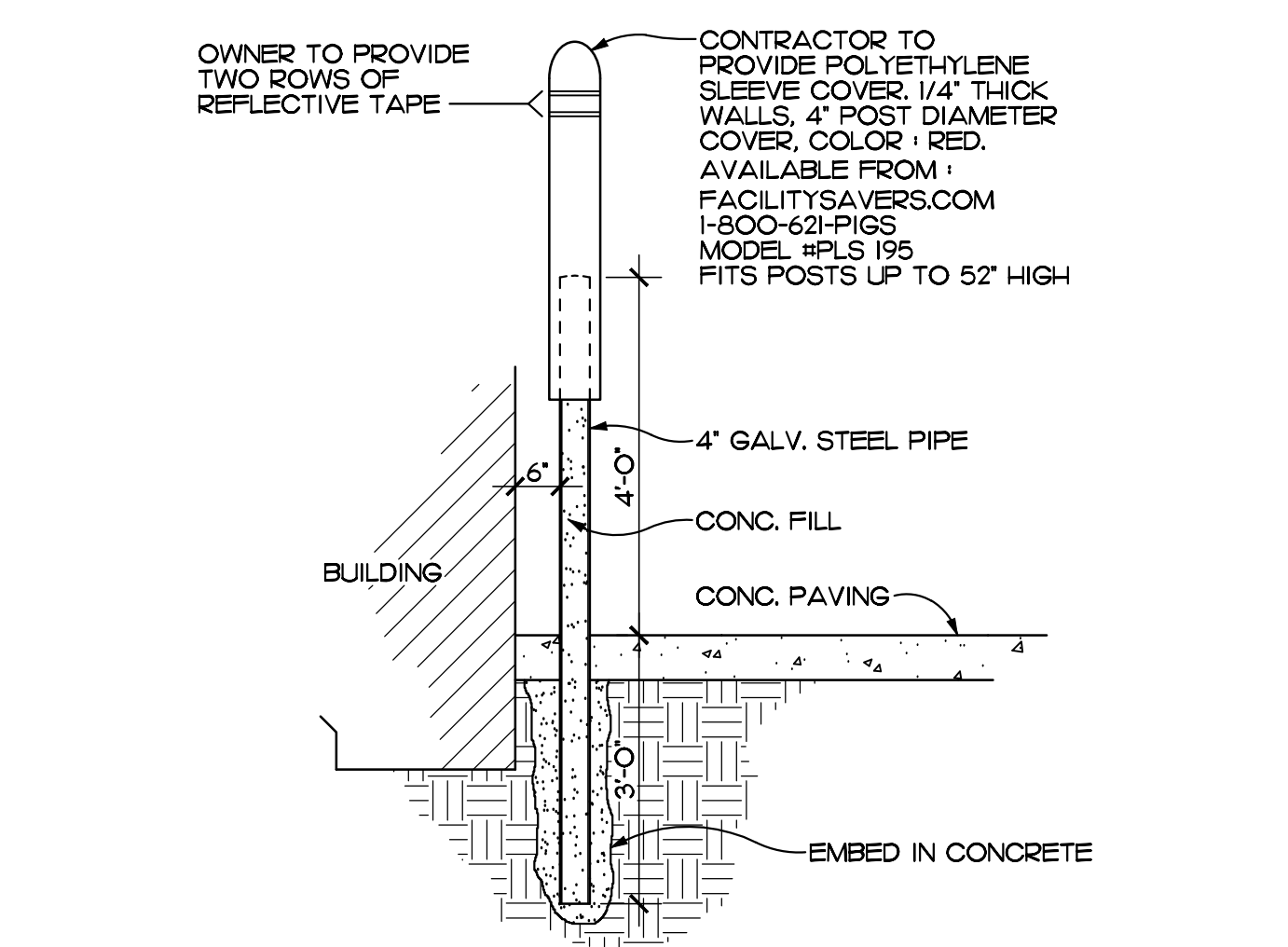


BUILDING AREA	
LIVING AND OFFICE AREA	3,483 S.F.
STORAGE AND WORK AREA	1,347 S.F.
APPARATUS ROOM	3,700 S.F.
COVERED AREA	505 S.F.
TOTAL UNDER ROOF	9,035 S.F.

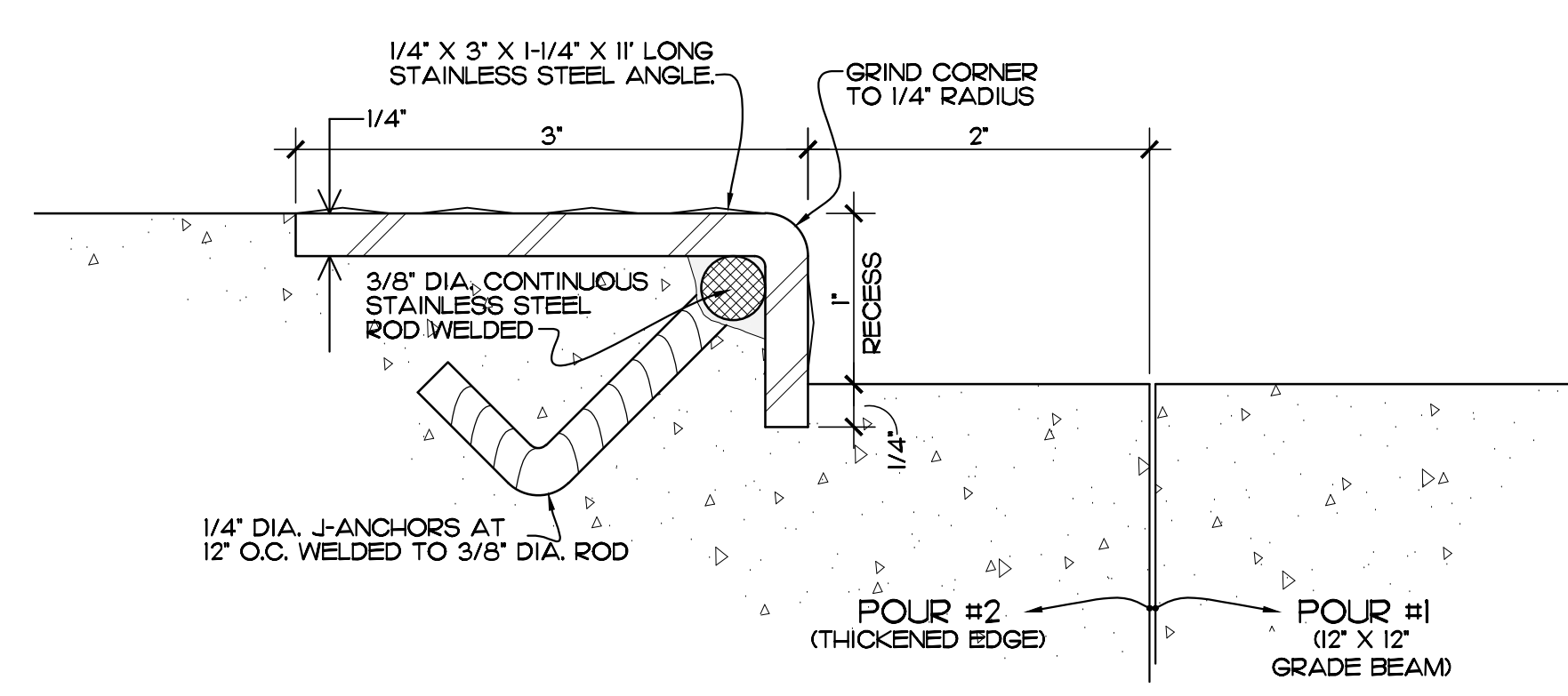
BUILDING PLAN
 SCALE: 1/8" = 1'-0"
 NOTE:
 SEE SHEETS A-3 AND A-4 FOR INTERIOR DIMENSIONS



DETAIL 1
 SCALE: 3/4" = 1'-0" REF. THIS SHEET



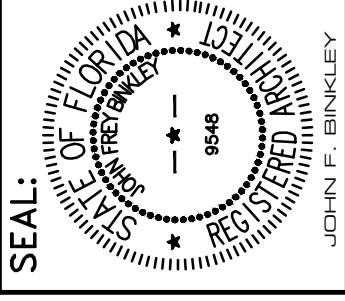

DETAIL 2
 SCALE: 1/2" = 1'-0" REF. THIS SHEET



DETAIL 3
 SCALE: FULL REF. DETAIL 2/A-3

LEGEND	
	NEW CONCRETE BLOCK WALL
	NEW STEEL STUD FRAME WALL, 3-5/8\"/>
	NEW STEEL STUD FRAME WALL, 3-5/8\"/>

EDLUND · DRITENBAS · BINKLEY
 ARCHITECTS AND ASSOCIATES, P.A.
 AR-AA 000086
 65 ROYAL PALM POINT, SUITE "D"
 VERO BEACH, FLORIDA 32960
 PHONE: (772) 569-4320



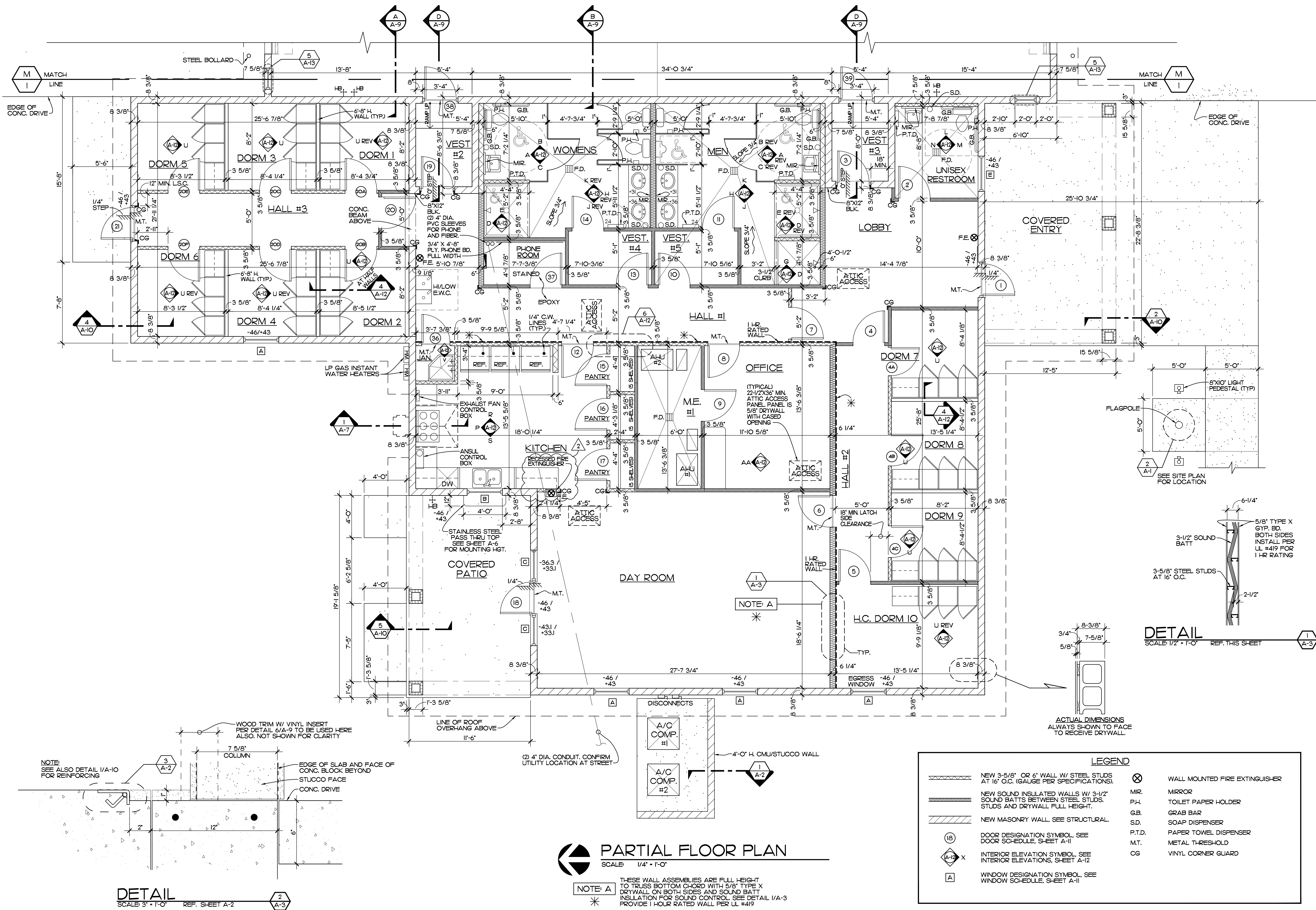
PROJECT: **STATION #7**
 FOR: INDIAN RIVER COUNTY FIRE RESCUE/EMS
 4225 43RD AVE
 VERO BEACH, FL 32967

NO.	DATE	REVISIONS
1	15AUG23	OWNER DIRECTED REVISIONS

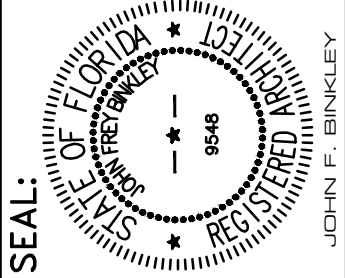

© AUG. 23. THESE PLANS AND THE INFORMATION SHOWN HEREIN ARE THE PROPERTY OF EDLUND DRITENBAS BINKLEY ARCHITECTS AND ASSOCIATES, P.A. AND REPRODUCTION, DISSEMINATION OR USE THEREOF IN WHOLE OR IN PART IS EXPRESSLY PROHIBITED WITHOUT WRITTEN PERMISSION.

COMM. NO: 05029VB
 DATE: 1 AUG. 2023
 BY: JNR
 CH'KD: JFB

SHEET NO.
A-2
 OF FOURTEEN



EDLUND · DRITENBAS · BINKLEY
ARCHITECTS AND ASSOCIATES, P.A.
AR-AA 000086
65 ROYAL PALM POINT, SUITE "D"
VERO BEACH, FLORIDA 32960
PHONE: (772) 569-4320



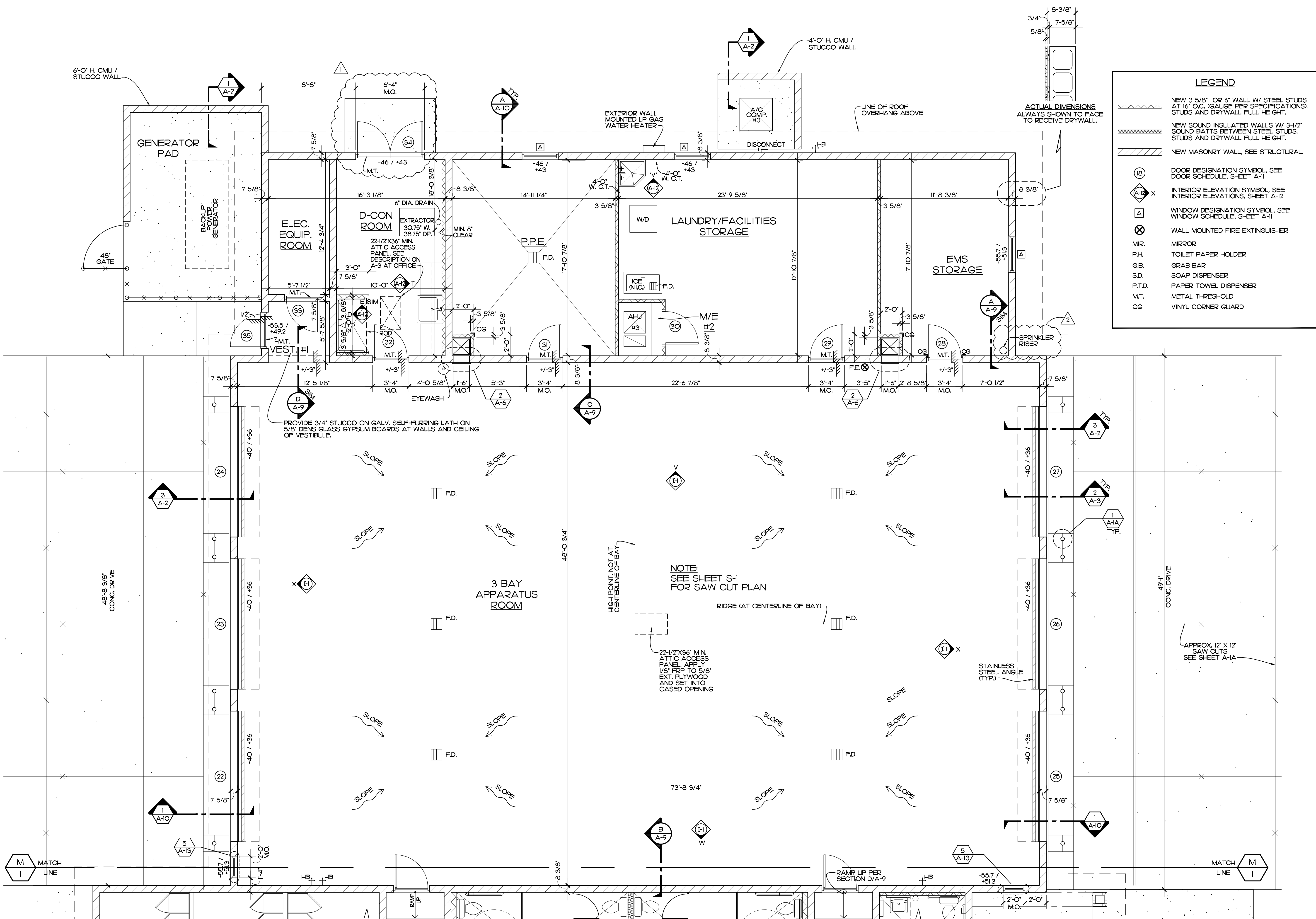
PROJECT: STATION #7
FOR: INDIAN RIVER COUNTY FIRE RESCUE/EMS
4225 43RD AVE
VERO BEACH, FL 32967

NO.	DATE	REVISIONS
1	22AUG23	FIRE PREVENTION COMMENTS
2	15AUG23	OWNER DIRECTED REVISIONS

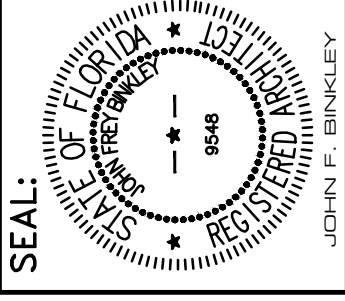

© AUG. '23. THESE PLANS AND THE INFORMATION SHOWN HEREIN ARE THE PROPERTY OF EDLUND DRITENBAS BINKLEY ARCHITECTS AND ASSOCIATES, P.A. AND REPRODUCTION, DISSEMINATION OR USE THEREOF IN WHOLE OR IN PART IS EXPRESSLY PROHIBITED WITHOUT WRITTEN PERMISSION.

COMM. NO: 0502919VB
DATE: 1 AUG. 2023
BY: JNR/JNR
CHKD: JFB/JFB

SHEET NO.
A-3
OF FOURTEEN



EDLUND · DRITENBAS · BINKLEY
ARCHITECTS AND ASSOCIATES, P.A.
AR-AA 000086
65 ROYAL PALM POINTE, SUITE "D"
VERO BEACH, FLORIDA 32960
PHONE: (772) 569-4320



PROJECT: STATION #7
FOR: INDIAN RIVER COUNTY FIRE RESCUE/EMS
4225 43RD AVE
VERO BEACH, FL 32967

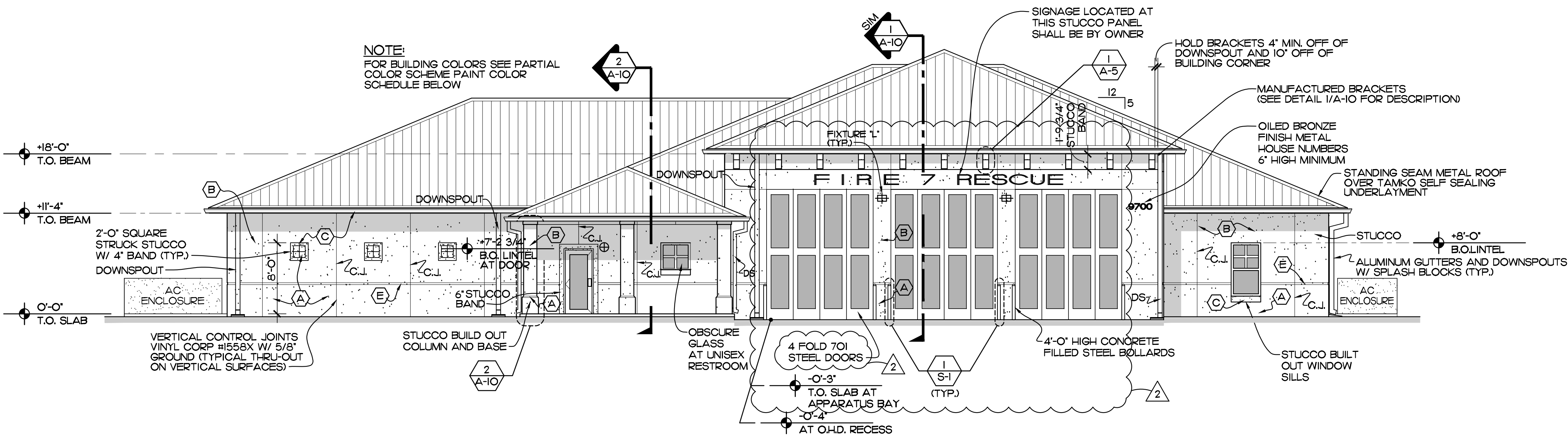
NO.	DATE	REVISIONS
1	22AUG23	FIRE PREVENTION COMMENTS
2	15AUG23	OWNER DIRECTED REVISIONS

© AUG. '23. THESE PLANS AND THE INFORMATION SHOWN HEREIN ARE THE PROPERTY OF EDLUND DRITENBAS BINKLEY ARCHITECTS, P.A. AND REPRODUCTION, DISSEMINATION OR USE THEREOF IN WHOLE OR IN PART IS EXPRESSLY PROHIBITED WITHOUT WRITTEN PERMISSION.

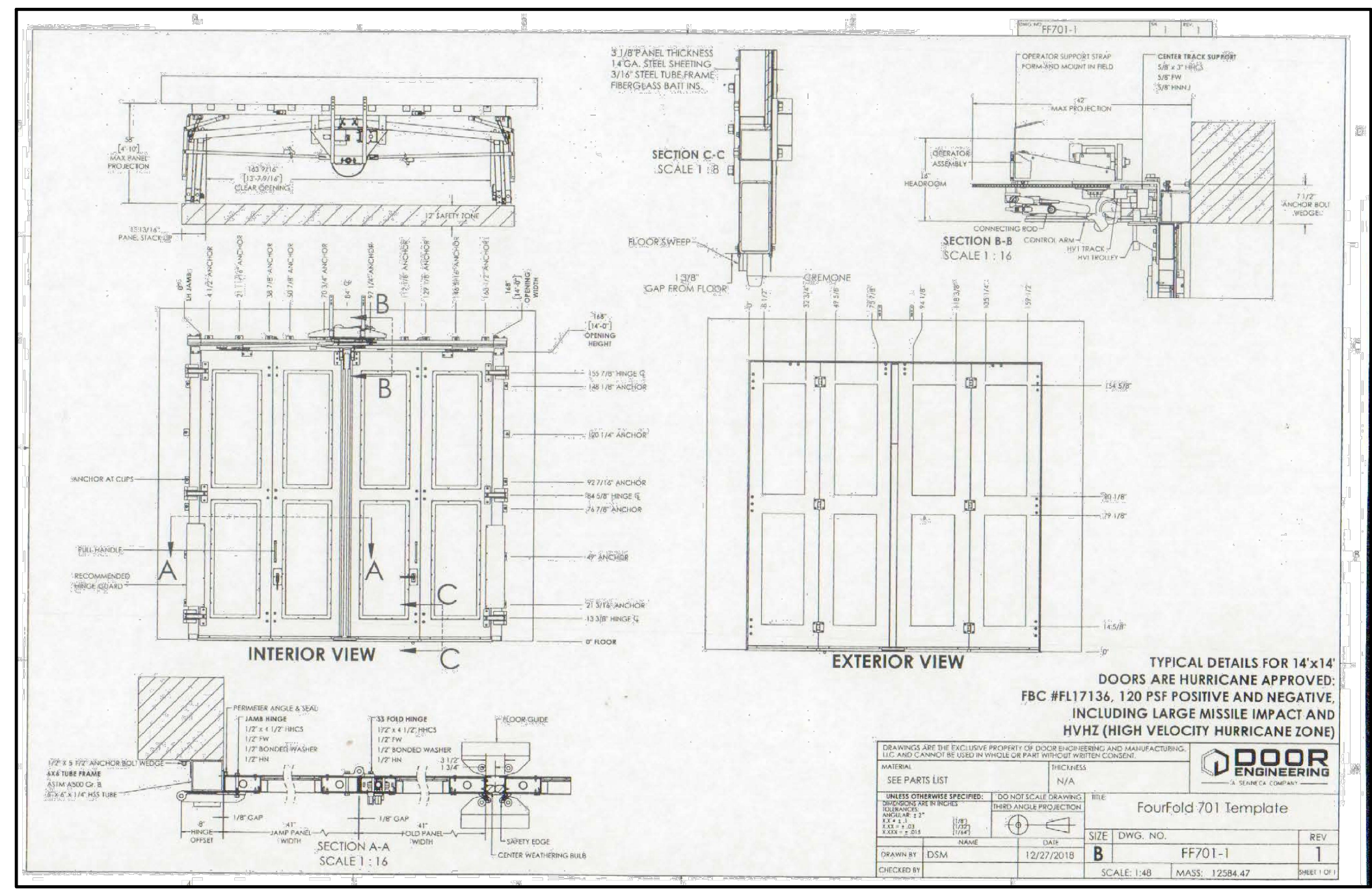
COMM. NO: 050219VB
DATE: 1 AUG. 2023
BY: LJD
CHKD: JFB

SHEET NO.
A-4
OF FOURTEEN

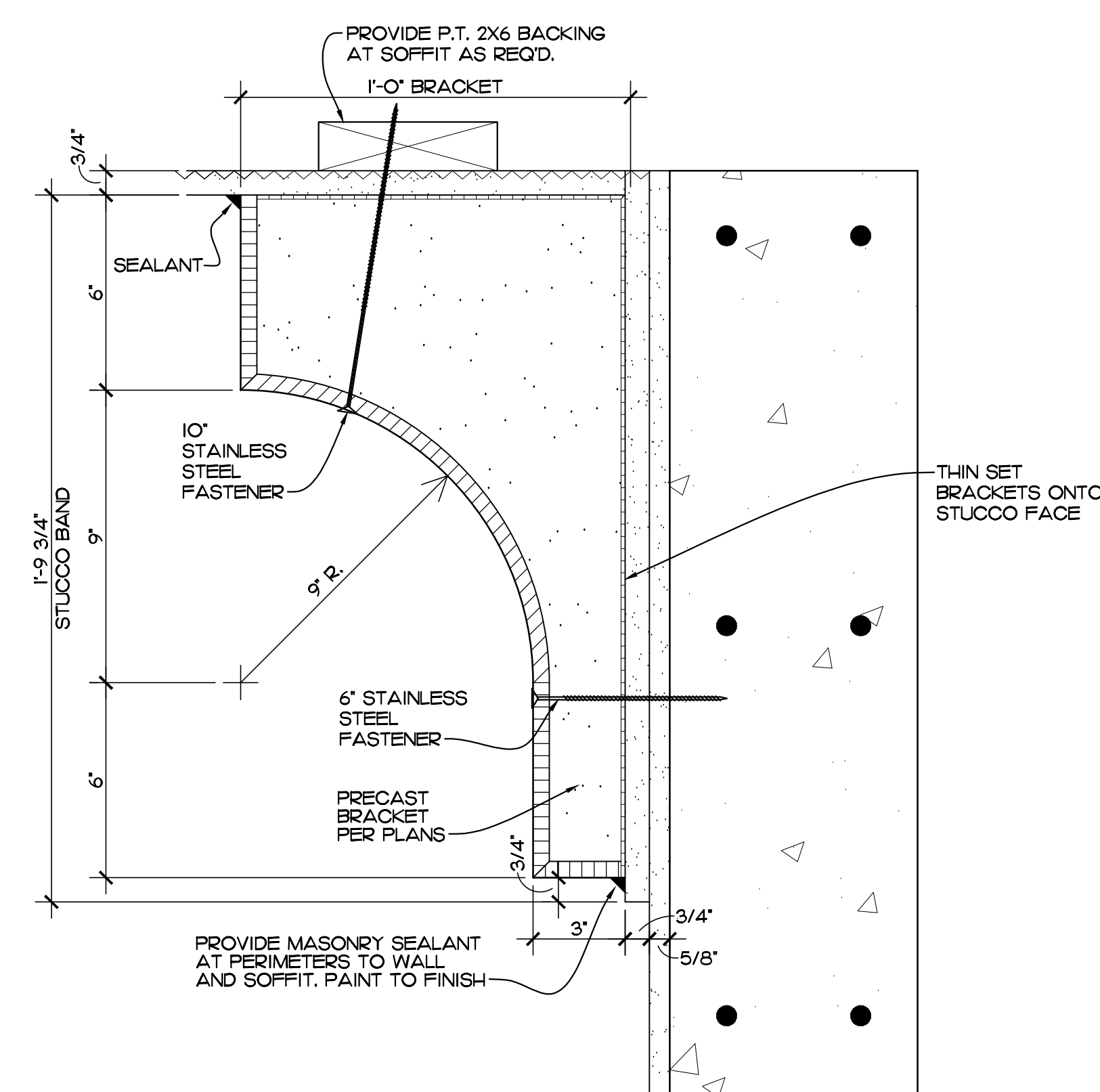
PARTIAL FLOOR PLAN
SCALE: 1/4" = 1'-0"



SOUTH ELEVATION
SCALE: 1/8" = 1'-0"



DETAIL
SCALE: NTS REF. THIS SHEET



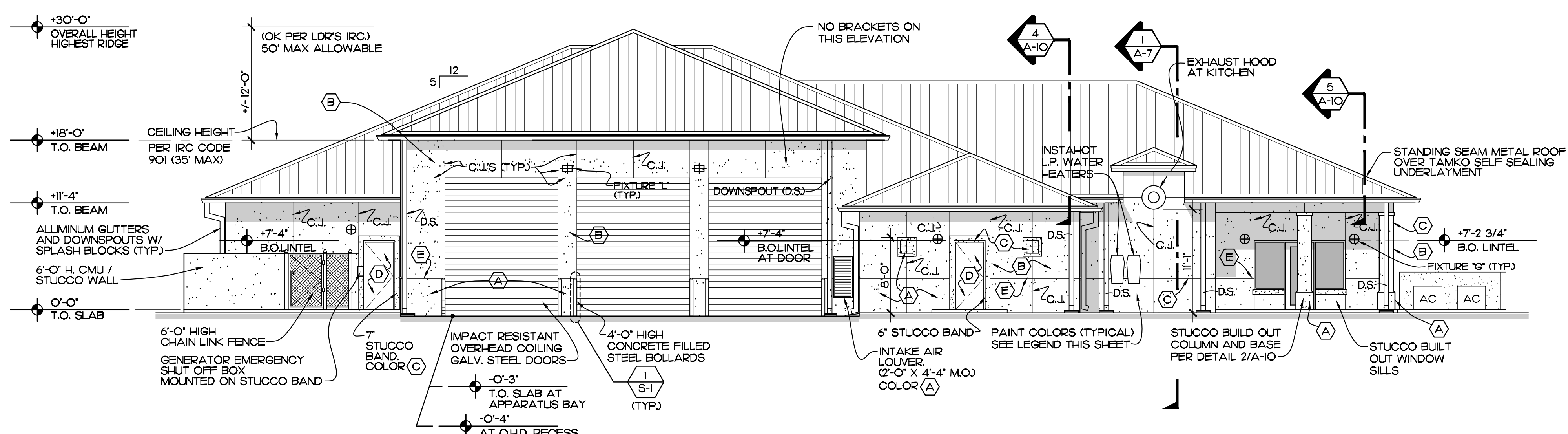
DETAIL (AT BRACKET)
SCALE: 3" = 1'-0" REF. THIS SHEET

GENERAL NOTE:
WHEN UTILIZING LIGHTWEIGHT FOAM BRACKETS, SECURE WITH STAINLESS STEEL FACE FASTENERS, GROUT HOLES AND PAINT.

LIGHT FIXTURE MOUNTING HEIGHTS

1" WALL PACKS AT APPARATUS BAY +15'-0" A.F.F. ON REAR ELEVATION AND 13'-6" ON FRONT ELEVATION.
 "G" WALL FIXTURES AT ENTRY/EXITS +7'-0" AND 9'-2" A.F.F.
NOTE:
 HEIGHTS SHOWN ARE TO BOTTOM OF J-BOX ROUGH-IN.
 * 9'-2" AT DOOR TO ELECTRICAL EQUIPMENT ROOM.

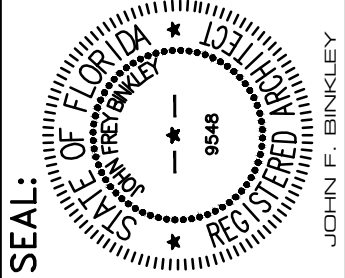

PAINT COLOR SCHEDULE	
(A) BM-1077	BASE STUCCO COLOR
(B) BM-1095	STUCCO FIELD COLOR
(C) BM-906	STUCCO TRIMS / BUILD OUTS / BRACKETS / FASCIA /
(D) BM-1574	RAILINGS / SHUTTERS / STEEL DOORS / FRAMES
(E)	PAINT STUCCO RECESS RED
BM = BENJAMIN MOORE #5	



NORTH ELEVATION
SCALE: 1/8" = 1'-0"

NOTE:
ALL CONTROL JOINT INTERSECTIONS SHALL BE SET INTO SEALANT BED. SEALANT SHALL BE EXTERIOR RATED, PAINTABLE, DO NOT FILL THROATS OF CONTROL JOINTS WITH SEALANT WHEN PAINTING STUCCOED WALLS.

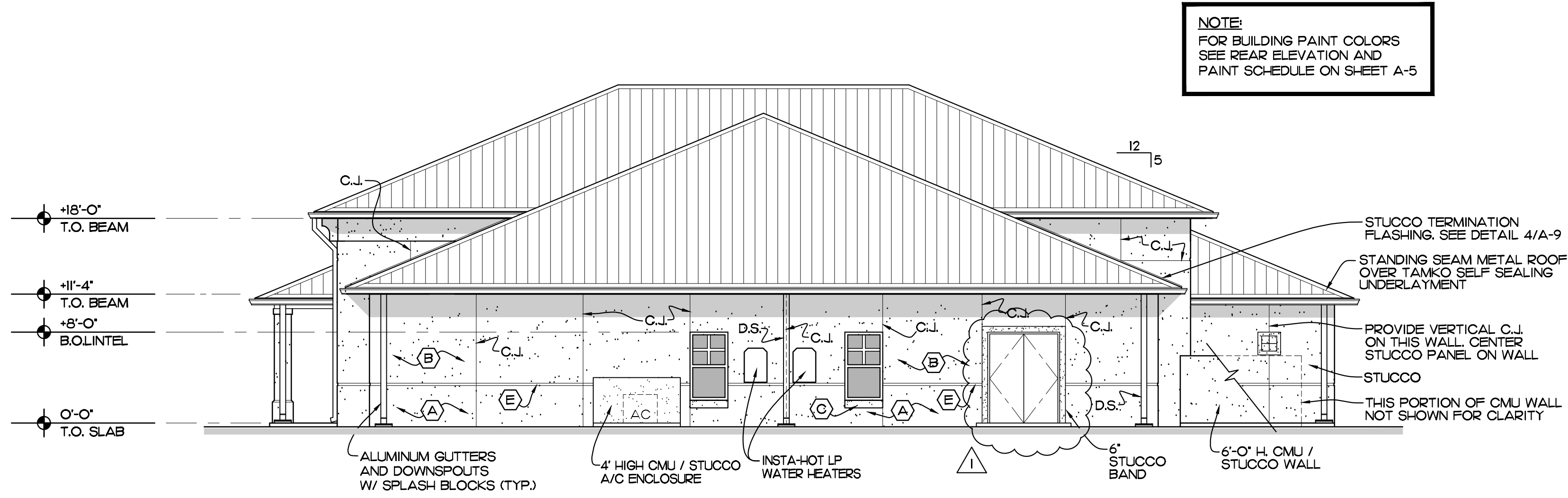
EDLUND · DRITENBAS · BINKLEY
 ARCHITECTS AND ASSOCIATES, P.A.
 AR-AA 000886
 65 ROYAL PALM POINTE, SUITE "D"
 VERO BEACH, FLORIDA 32960
 PHONE: (772) 569-4320



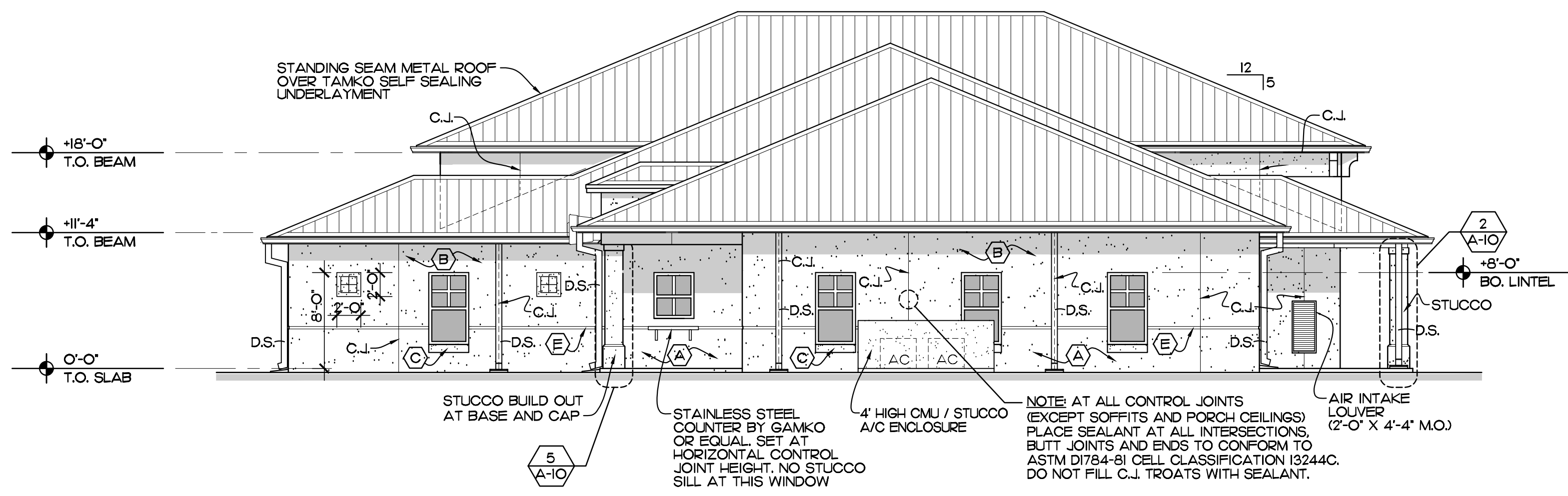
PROJECT: STATION #7
 INDIAN RIVER COUNTY FIRE RESCUE/EIENS
 FOR: 4225 43RD AVE
 VERO BEACH, FL 32967

NO.	DATE	REVISIONS
1	22AUG23	FIRE PREVENTION COMMENTS

© AUG. '23. THESE PLANS AND THE INFORMATION SHOWN HEREIN ARE THE PROPERTY OF EDLUND DRITENBAS BINKLEY ARCHITECTS AND ASSOCIATES, P.A. AND REPRODUCTION, DISSEMINATION OR USE THEREOF IN WHOLE OR IN PART IS EXPRESSLY PROHIBITED WITHOUT WRITTEN PERMISSION.
 COMM. NO: 050219VB
 DATE: 1 AUG. 2023
 BY: JNR
 CHK'D: JFB
 SHEET NO.
A-5
 OF FOURTEEN

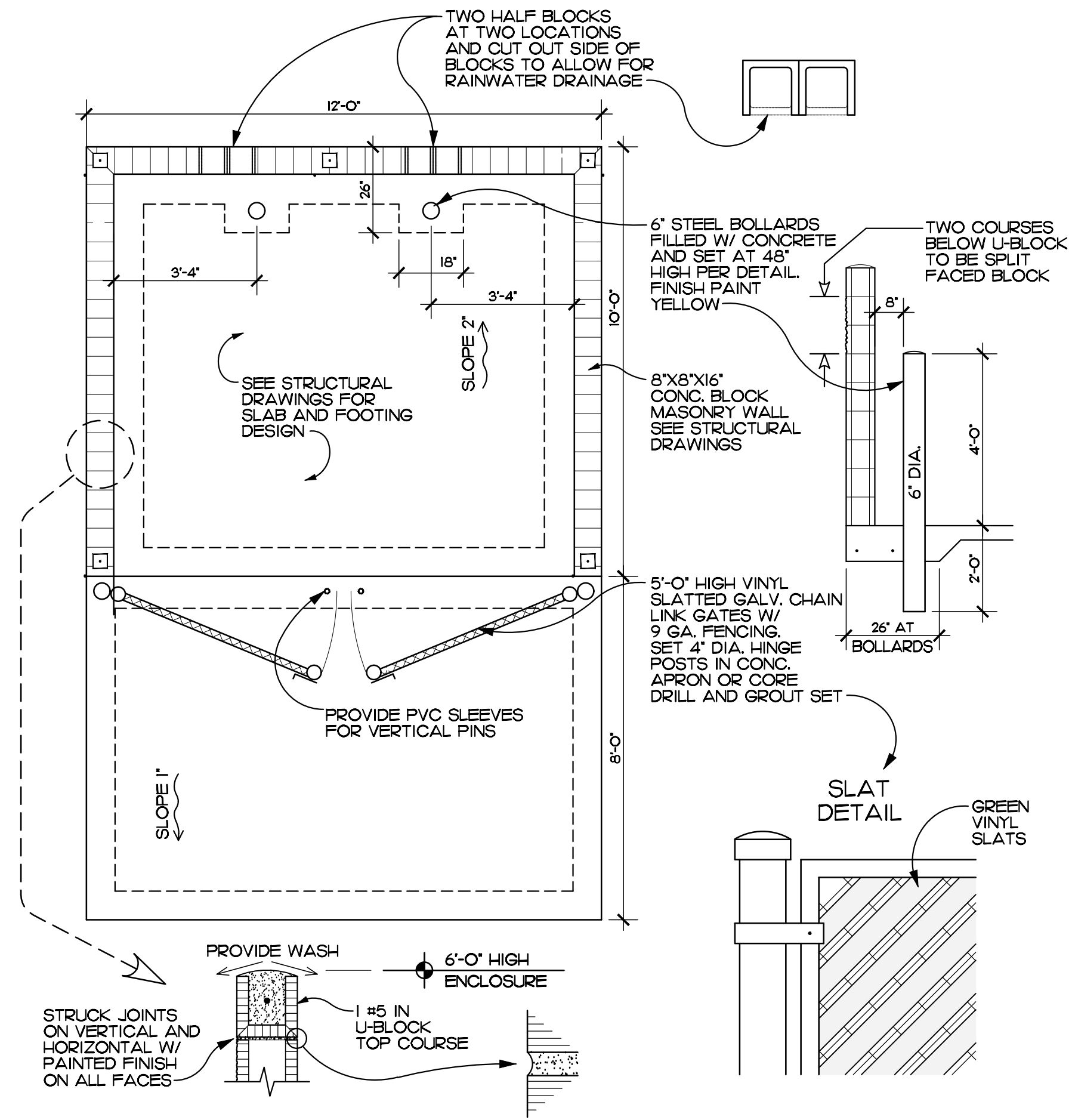


EAST ELEVATION
SCALE: 1/8" = 1'-0"

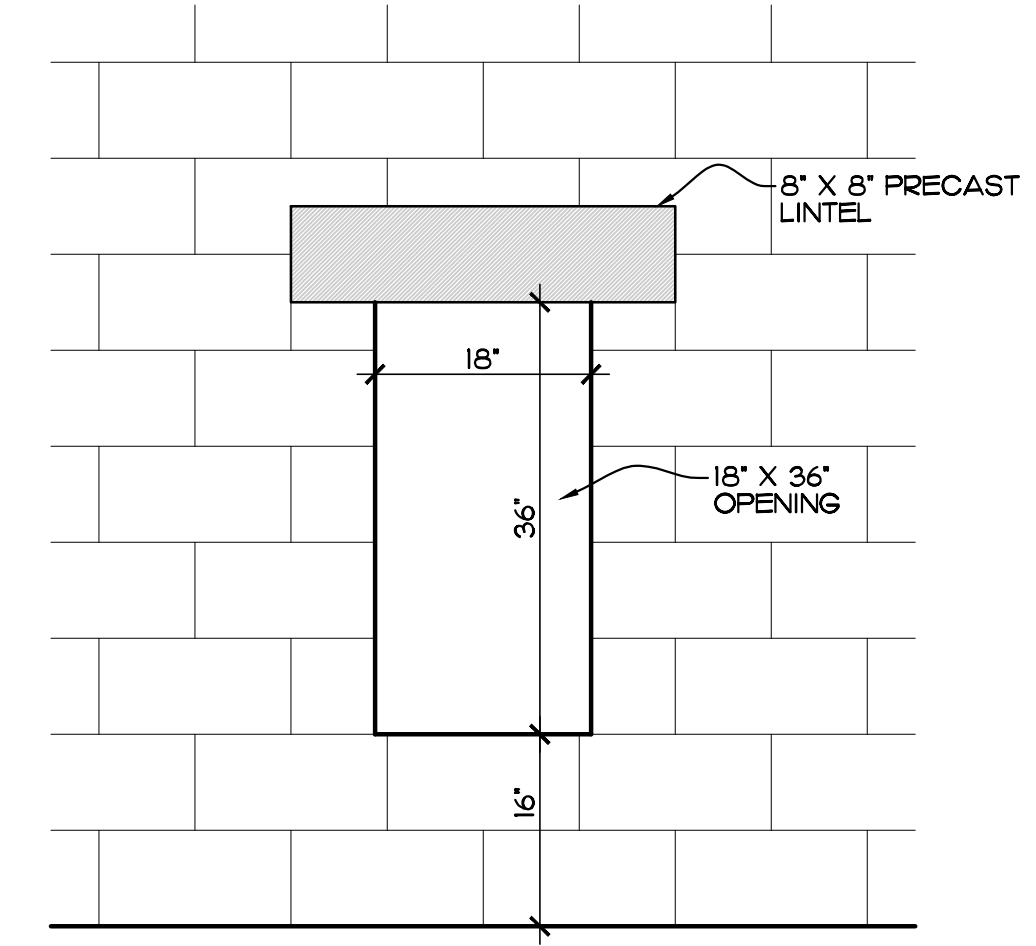


WEST ELEVATION
SCALE: 1/8" = 1'-0"

NOTE:
FOR BUILDING PAINT COLORS
SEE REAR ELEVATION AND
PAINT SCHEDULE ON SHEET A-5

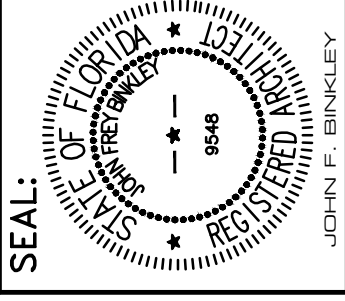



DETAIL DUMPSTER ENCLOSURE
SCALE: 3/8" = 1'-0" REF. SHEET A-1



DETAIL
SCALE: 3/4" = 1'-0" REF. SHEET A-4

EDLUND · DRITENBAS · BINKLEY
ARCHITECTS AND ASSOCIATES, P.A.
AR-AA 0000886
65 ROYAL PALM POINT, SUITE "D"
VERO BEACH, FLORIDA 32960
PHONE: (772) 569-4320



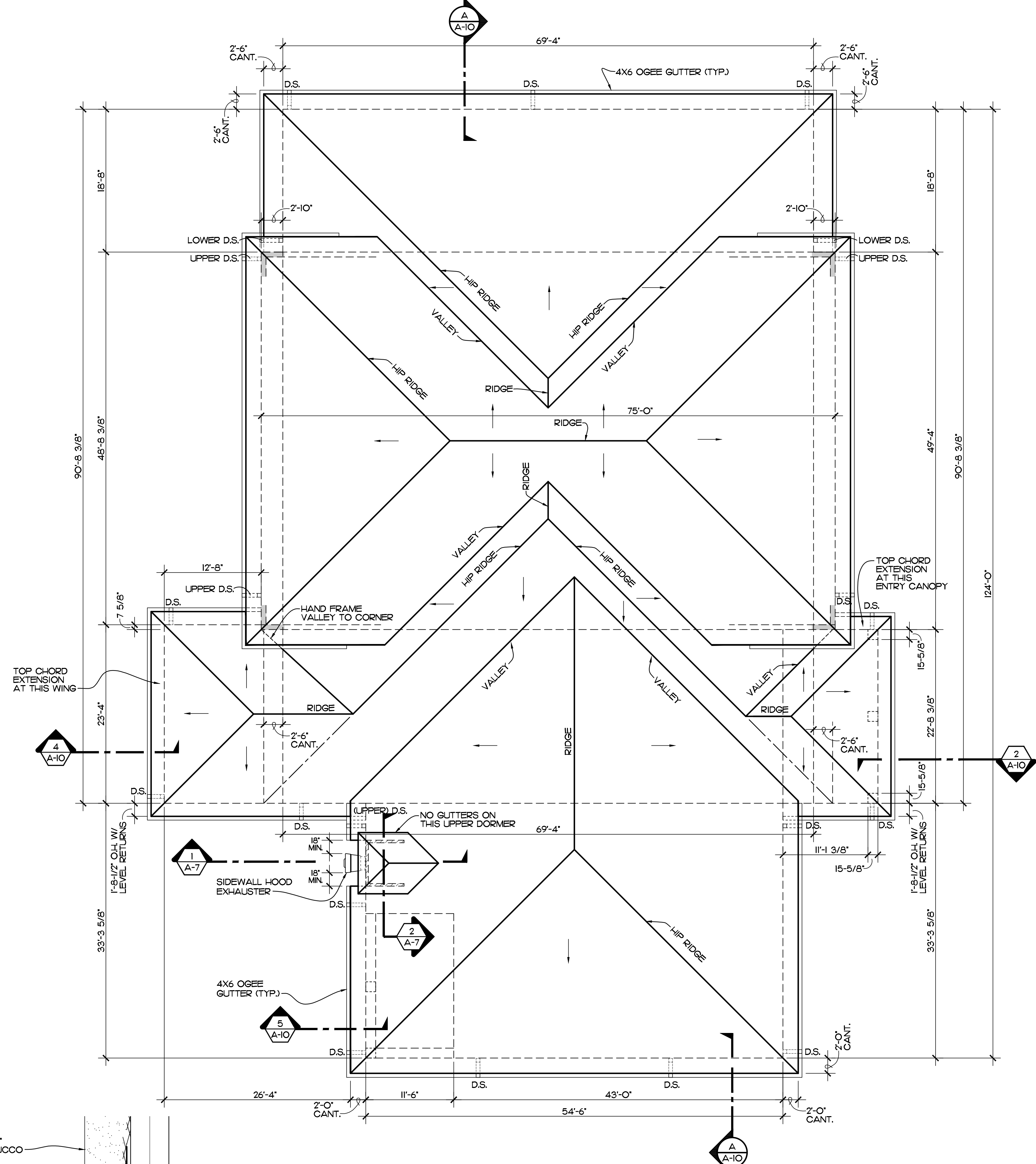
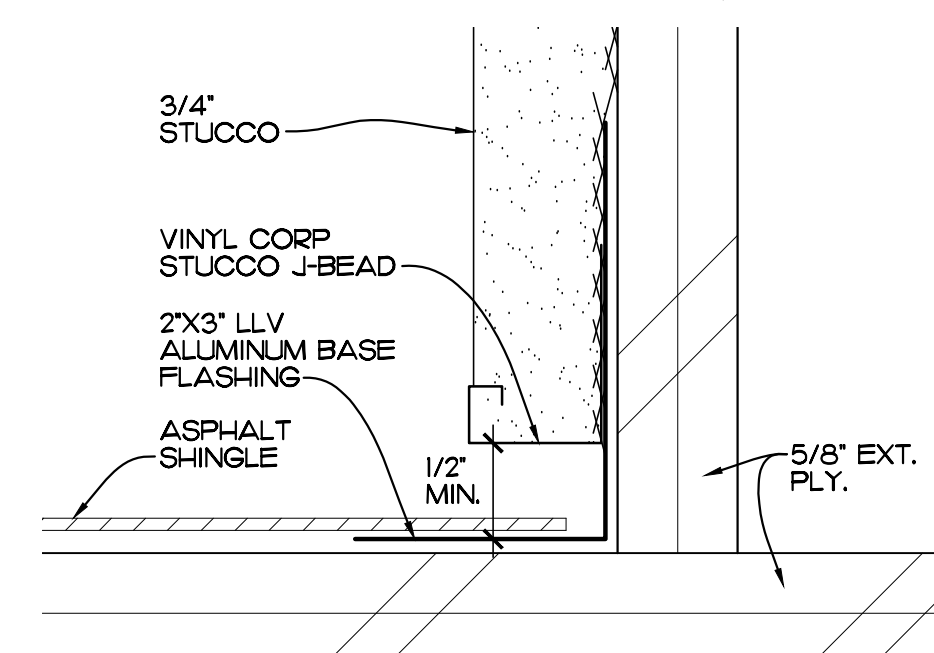
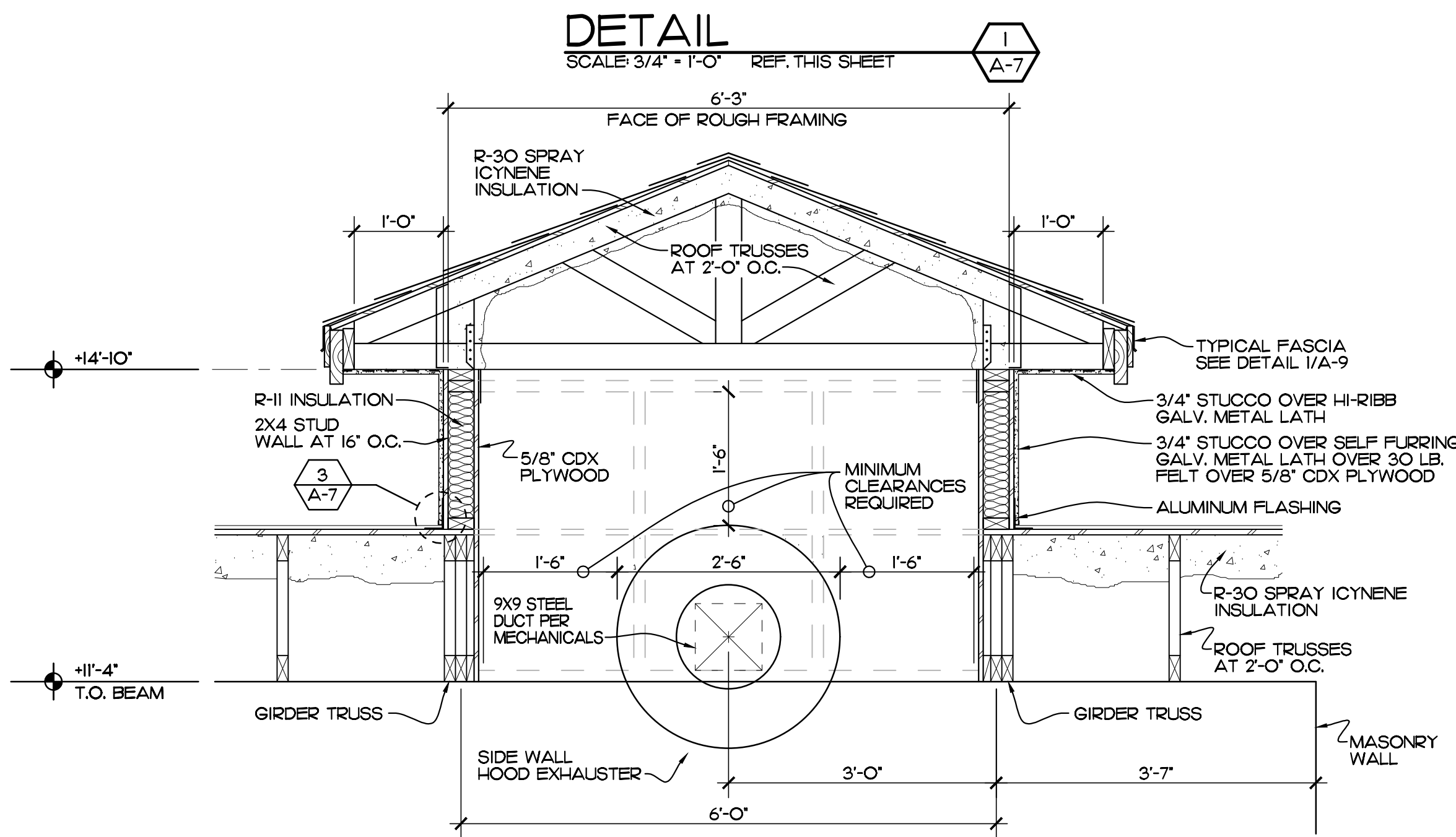
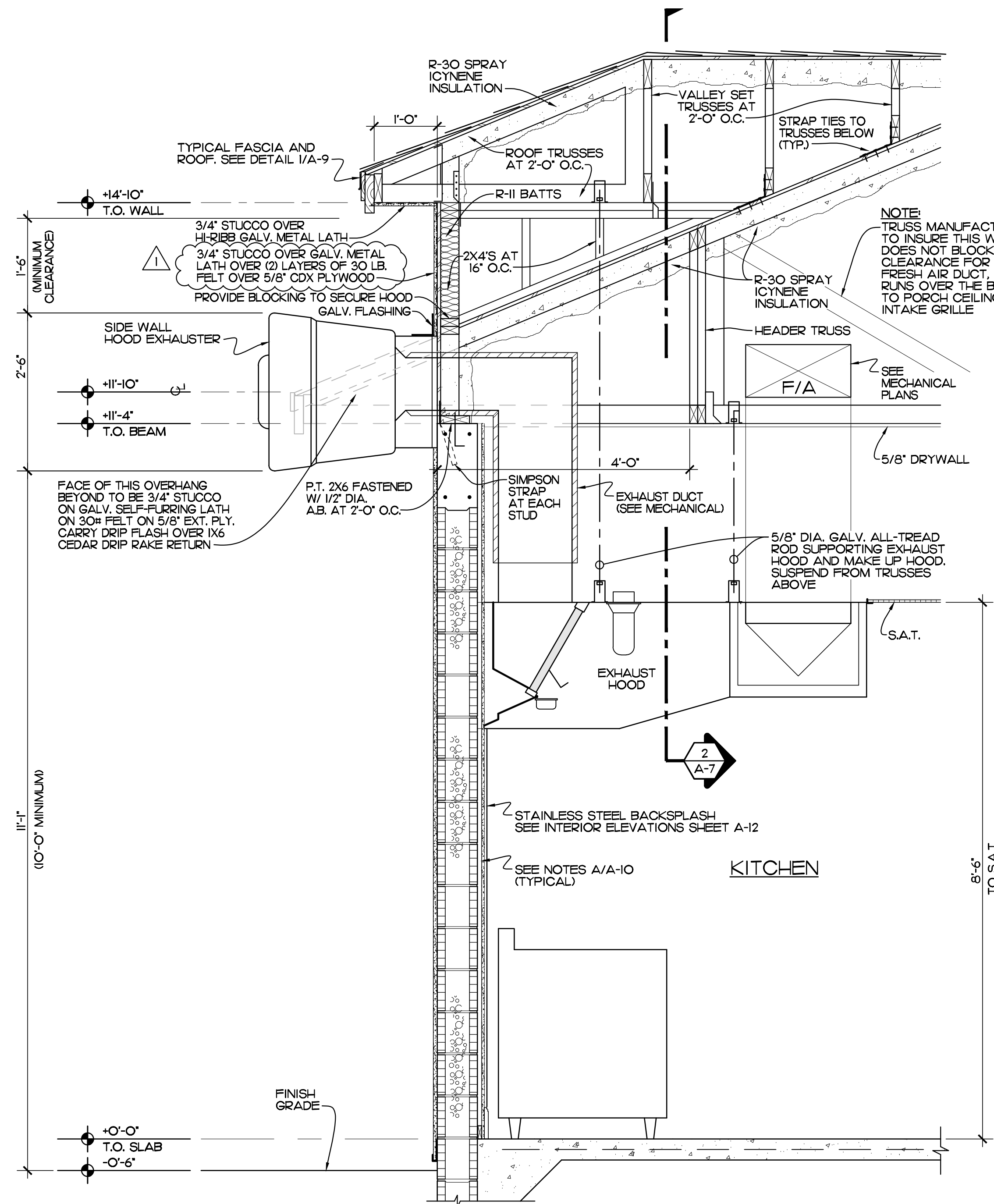
PROJECT: **STATION #7**
FOR: INDIAN RIVER COUNTY FIRE RESCUE/EMS
4225 43RD AVE
VERO BEACH, FL 32967

NO.	DATE	REVISIONS
1	15AUG23	OWNER DIRECTED REVISIONS

© AUG. '23. THESE PLANS AND THE INFORMATION SHOWN HEREIN ARE THE PROPERTY OF EDLUND DRITENBAS BINKLEY ARCHITECTS, P.A. AND REPRODUCTION, DISSEMINATION OR USE THEREOF IN WHOLE OR IN PART IS EXPRESSLY PROHIBITED WITHOUT WRITTEN PERMISSION.

COMM. NO: 050219VB
DATE: 1 AUG. 2023
BY: JNR
CHK'D: JFB

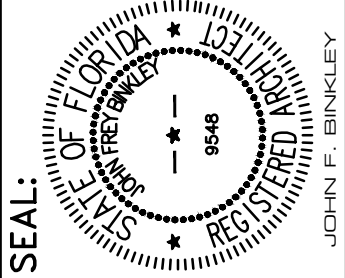

SHEET NO.
A-6
OF FOURTEEN



ROOF PLAN
SCALE: 1/8" = 1'-0"

NOTES:
D.S. = DOWNSPOUT

EDLUND · DRITENBAS · BINKLEY
ARCHITECTS AND ASSOCIATES, P.A.
AR-AA 000886
65 ROYAL PALM POINTE, SUITE "D"
VERO BEACH, FLORIDA 33960
PHONE: (772) 569-4320

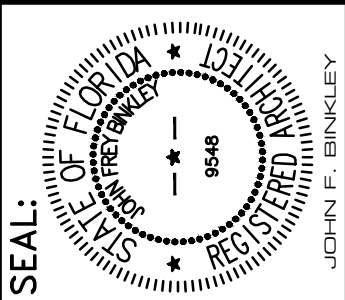



PROJECT: STATION #7
FOR: INDIAN RIVER COUNTY FIRE RESCUE/EMS
4225 43RD AVE
VERO BEACH, FL 32967

NO.	DATE	REVISIONS
1	2/20/22	REVISED PER BLDG DEPT COMMENTS

© AUG. '23. THESE PLANS AND THE INFORMATION SHOWN HEREIN ARE THE PROPERTY OF EDLUND DRITENBAS BINKLEY ARCHITECTS AND ASSOCIATES, P.A. AND REPRODUCTION, DISSEMINATION OR USE IN WHOLE OR IN PART IS EXPRESSLY PROHIBITED WITHOUT WRITTEN PERMISSION.

COMM. NO: 050219VB
DATE: 1 AUG. 2023
BY: JNR
CHKD: JFB

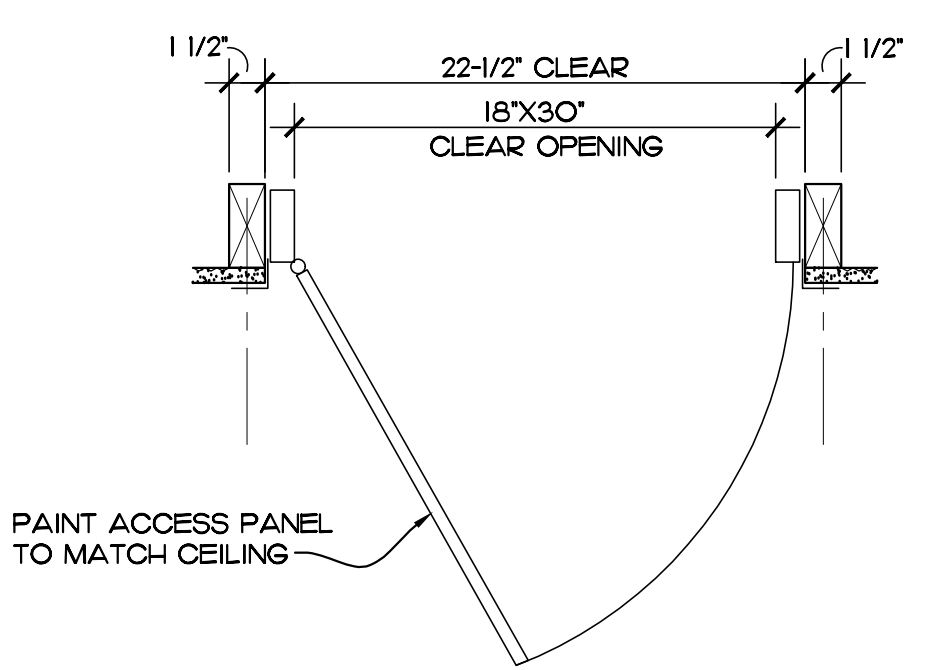


CEILING TILE SCHEDULE

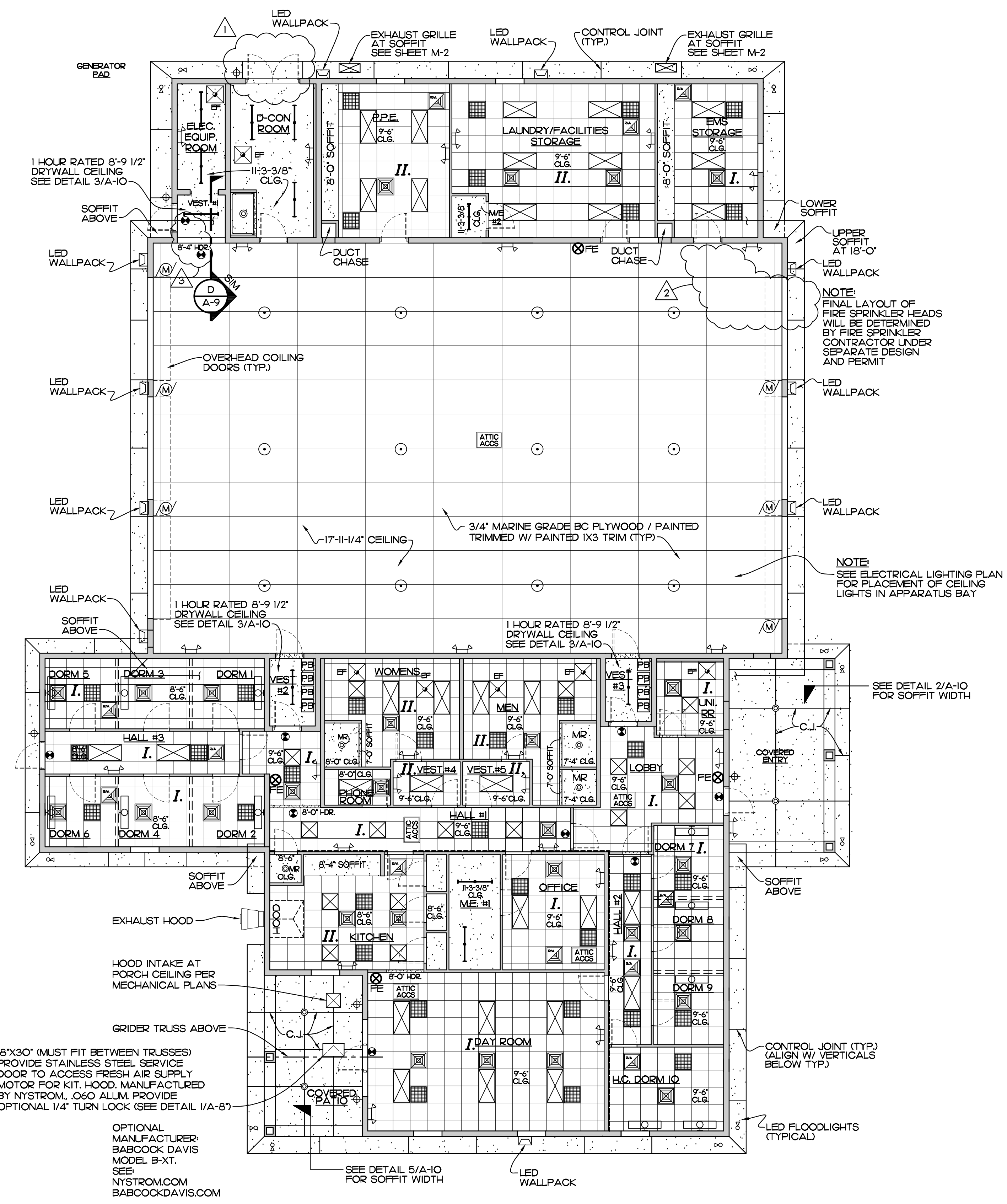
- I. TYPE I. ARMSTRONG 24"X24"X7/8" CIRRUS OPEN PLAN 556, CLASS A WITH 15/16" ANGLED REGULAR EDGE PROFILE. GRID - 15/16" PRELUDE. COLOR - WHITE.
- II. TYPE II. ARMSTRONG 24"X24"X5/8" 607 CERAMIGUARD FINE FISSURED PERFORATED WITH WITH 15/16" SQUARE LAY-IN EDGE PROFILE. GRID - 15/16" AL PRELUDE PLUS XL. COLOR - WHITE.

LEGEND

RECESSED CAN LIGHT	⊙
MOISTURE RESISTANT RECESSED CAN LIGHT	MR ⊙
PENDANT LIGHT	○
SPRINKLER HEAD	•
EMERGENCY EXIT LIGHT WITH BATTERY BACKUP	⊗
2X4 LAY-IN LED LIGHT	⊠
SURFACE MOUNTED LED LIGHT	⊞
WALL MOUNTED LED LIGHT	⊞
WALLPACK LIGHT FIXTURE	⊞
SURFACE MOUNTED FLUORESCENT FIXTURE	⊞
A/C REGISTER	⊞
RETURN AIR REGISTER	⊞
EXHAUST FAN	⊞
WALL MOUNTED FIXTURE	⊞
EXTERIOR SPOTLIGHT	⊞
PUSH BUTTON SWITCH FOR OVER-HEAD DOOR	⊞
OVER-HEAD DOOR MOTOR	⊞
MILK-WHITE EGG CRATE LAY-IN 24"X24" PANEL (FIELD LOCATED)	⊞
EMERGENCY LIGHT W/BATTERY BACKUP	⊞
WALL MOUNTED FIRE EXTINGUISHER	⊞



DETAIL
 SCALE: 1/2" = 1'-0" REF. THIS SHEET

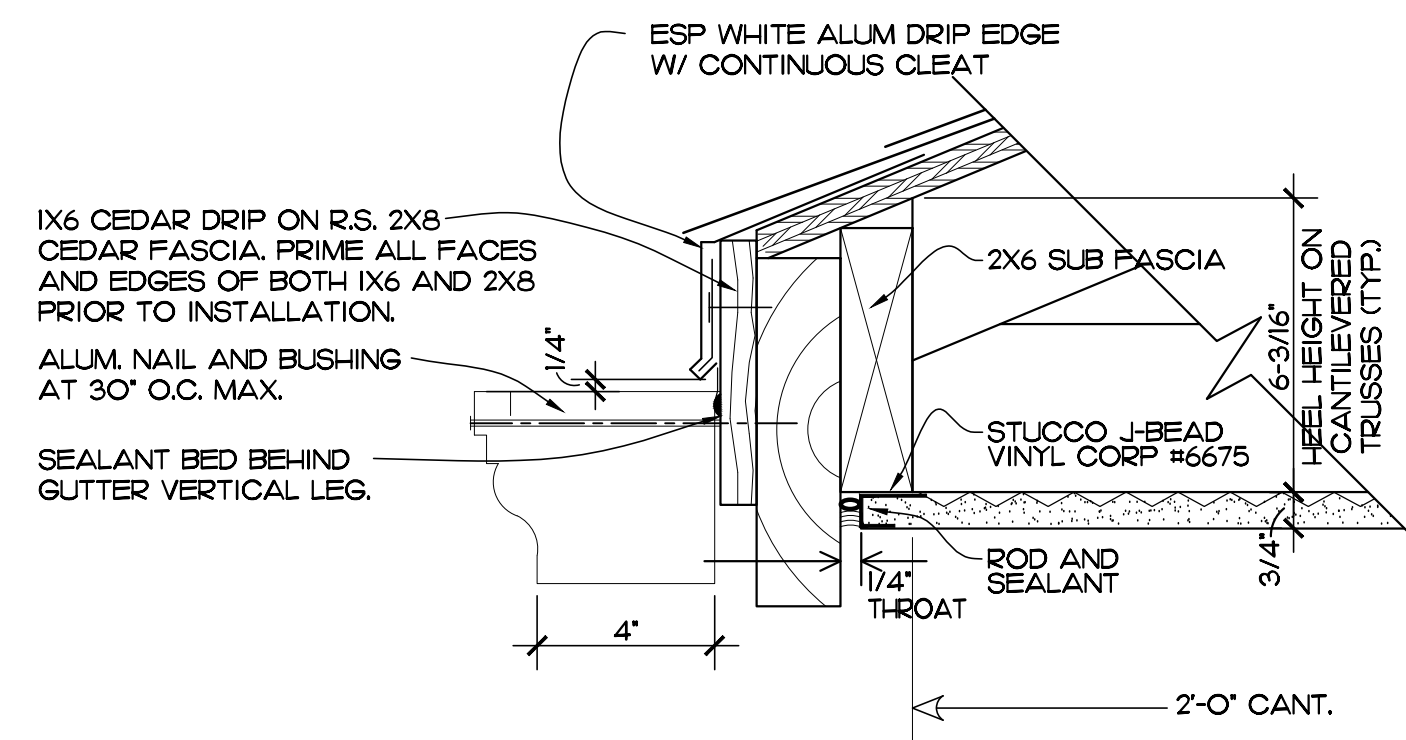


REFLECTED CEILING PLAN
 SCALE: 1/8" = 1'-0"

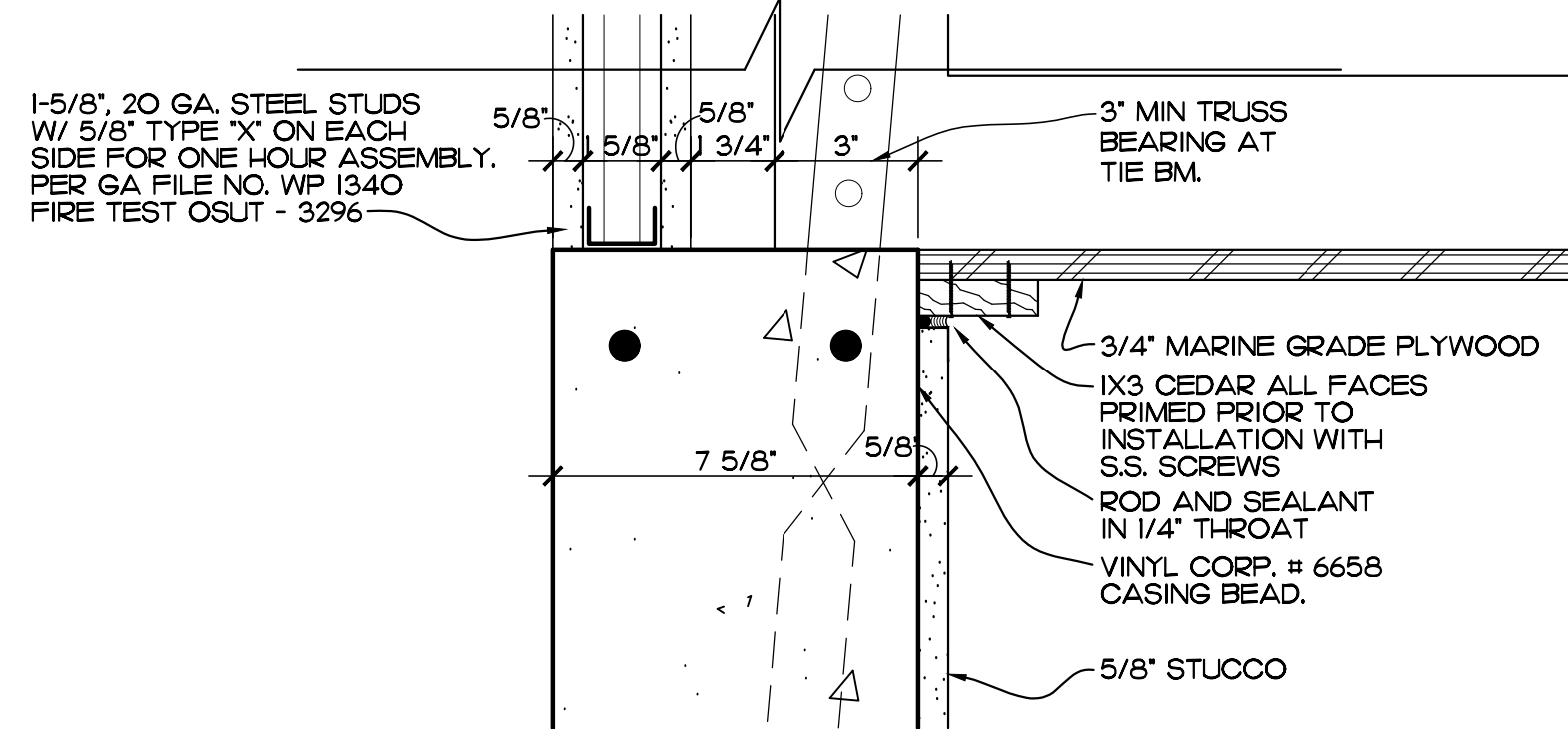
NO.	DATE	REVISIONS
1	05SEP23	FIRE PREVENTION COMMENTS
2	22AUG23	FIRE PREVENTION COMMENTS
3	15AUG23	OWNER DIRECTED REVISIONS

© AUG. '23. THESE PLANS AND THE INFORMATION SHOWN HEREIN ARE THE PROPERTY OF EDLUND DRITENBAS BINKLEY ARCHITECTS, P.A. AND REPRODUCTION, DISSEMINATION OR USE THEREOF IN WHOLE OR IN PART IS EXPRESSLY PROHIBITED WITHOUT WRITTEN PERMISSION.

COMM. NO: 05O219VB
 DATE: 1 AUG. 2023
 BY: JNR, JNR
 CHK: JWB, JFB, JFB

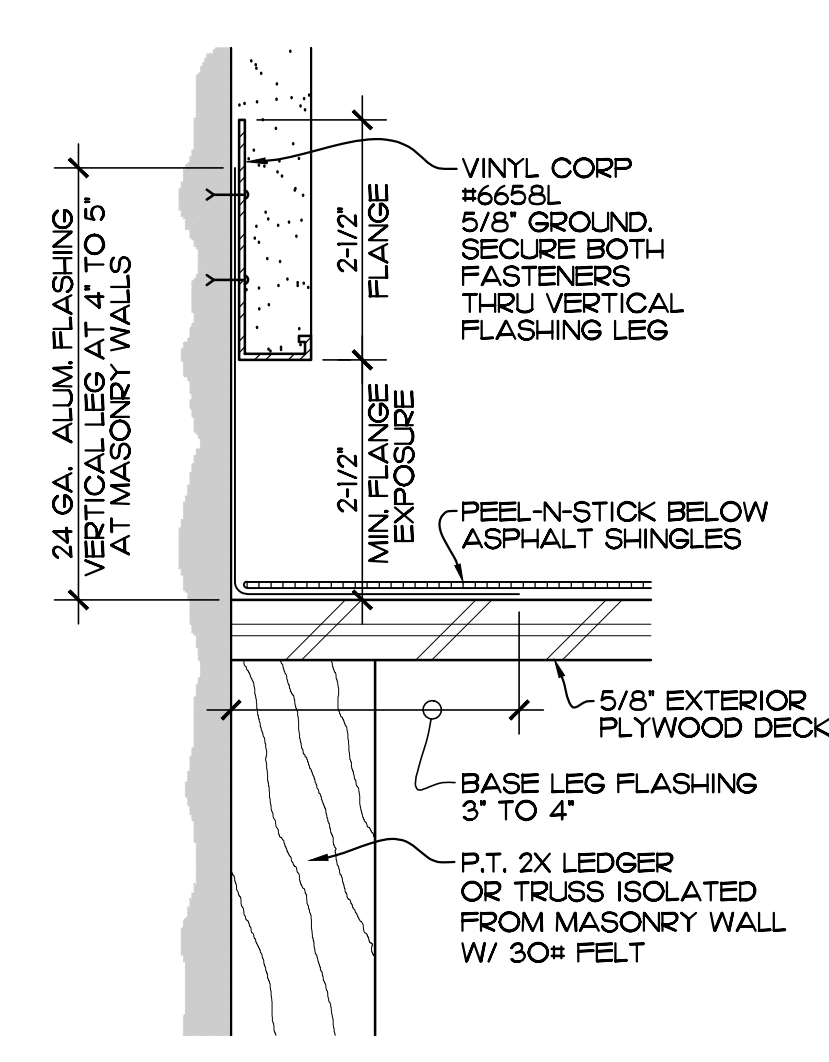


DETAIL 1
SCALE: 3" = 1'-0"
REF. SECT. A/A-10

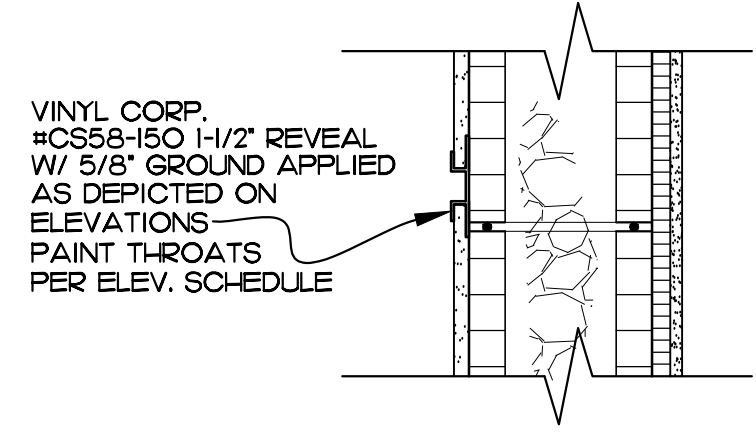


DETAIL 3
SCALE: 3" = 1'-0"
REF. THIS SHEET

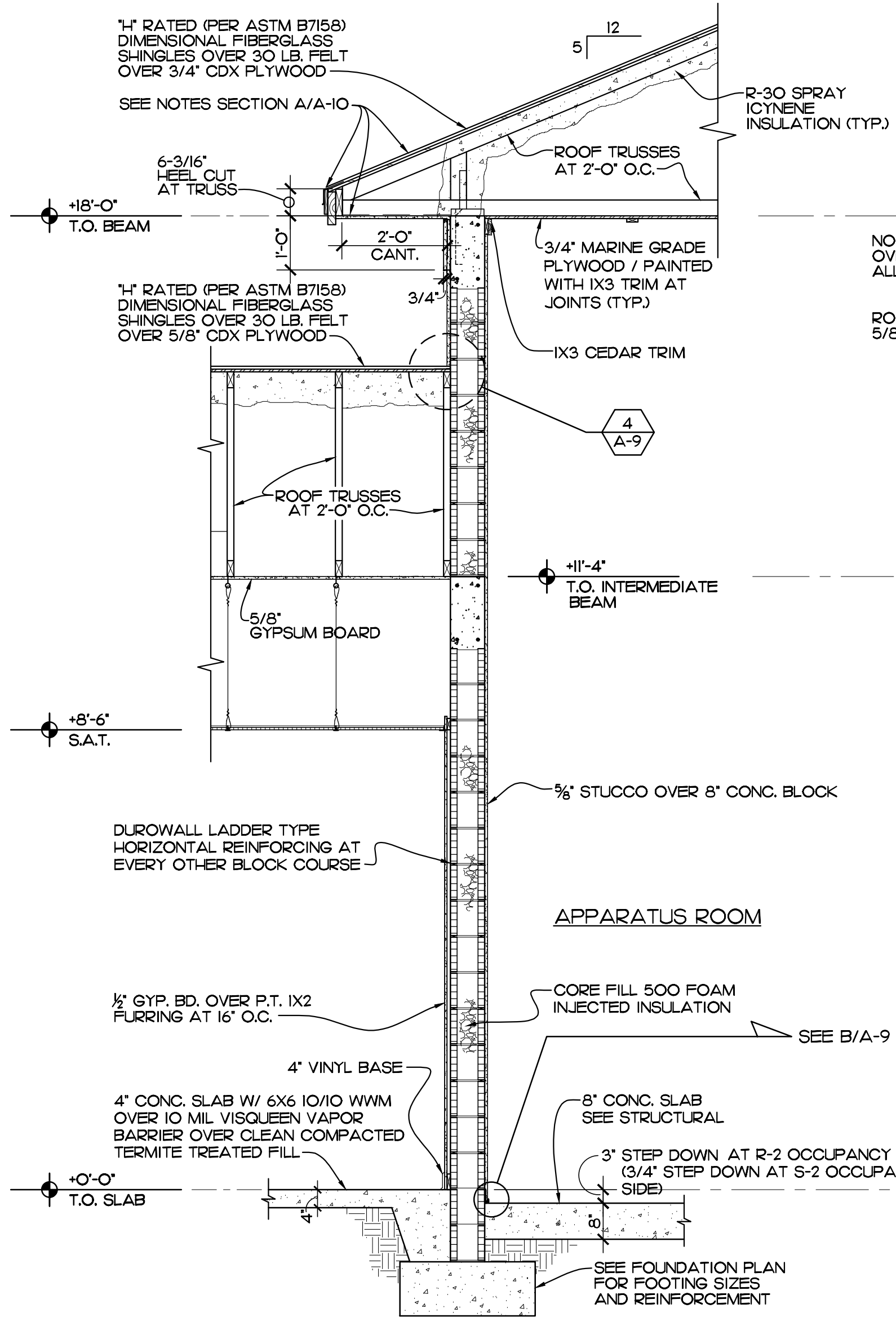
NOTE
INFORM TRUSS FABRICATOR OF THIS CONDITION.



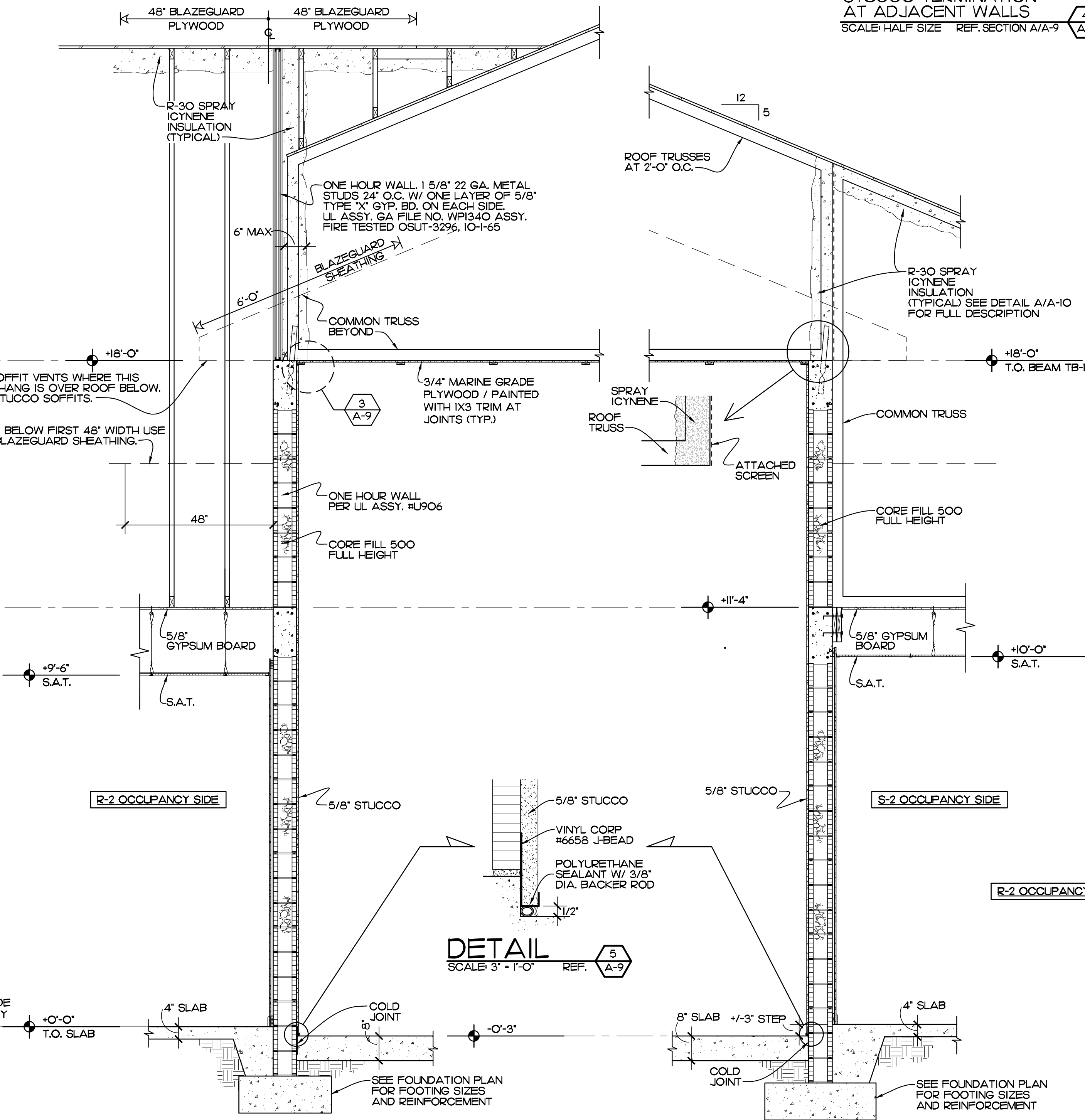
STUCCO TERMINATION AT ADJACENT WALLS
SCALE: HALF SIZE REF. SECTION A/A-9



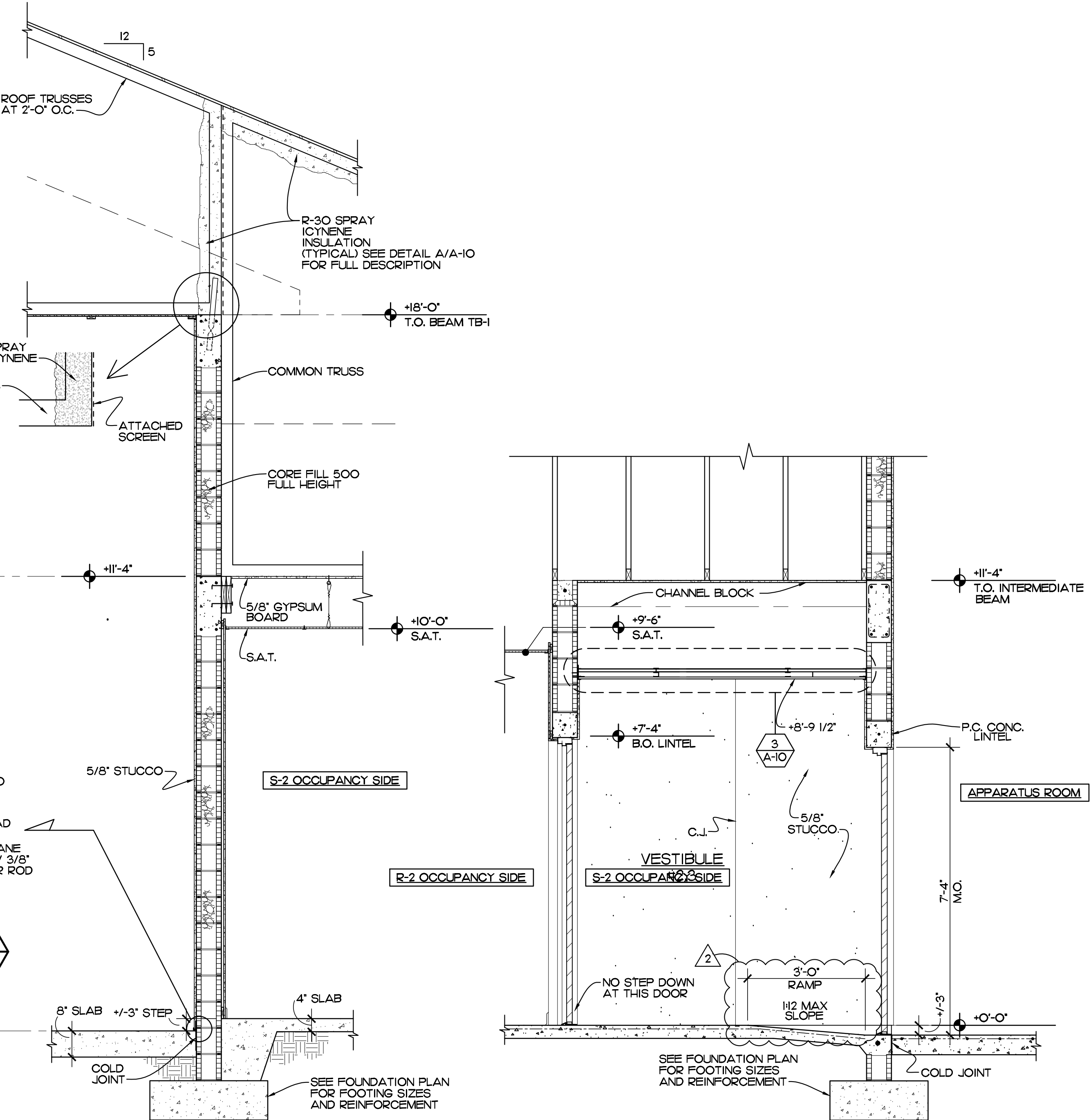
DETAIL 2
SCALE: 1/2" = 1'-0"
REF. SECT. A/A-10



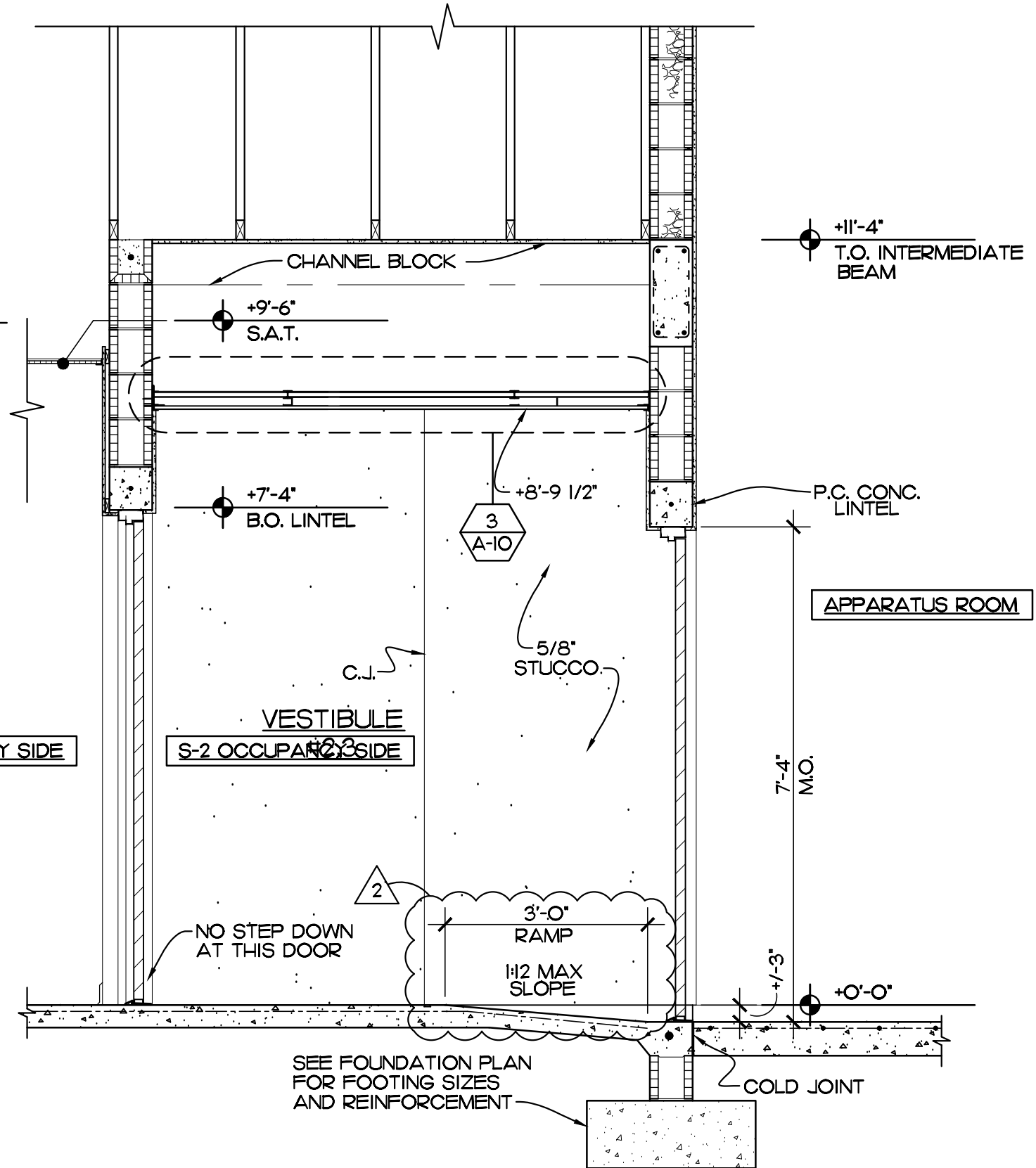
SECTION A
SCALE: 1/2" = 1'-0"
REF. A-2



SECTION B
SCALE: 1/2" = 1'-0"
REF. A-4

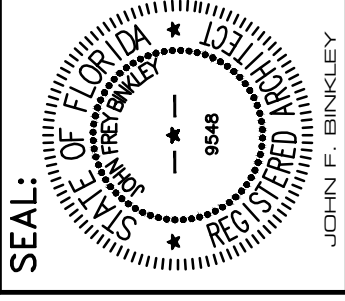



SECTION C
SCALE: 1/2" = 1'-0"
REF. A-4



SECTION D
SCALE: 1/2" = 1'-0"
REF. A-3

EDLUND · DRITENBAS · BINKLEY
ARCHITECTS AND ASSOCIATES, P.A.
AR-AA 000886
65 ROYAL PALM POINTE, SUITE "D"
VERO BEACH, FLORIDA 32960
PHONE: (772) 569-4320

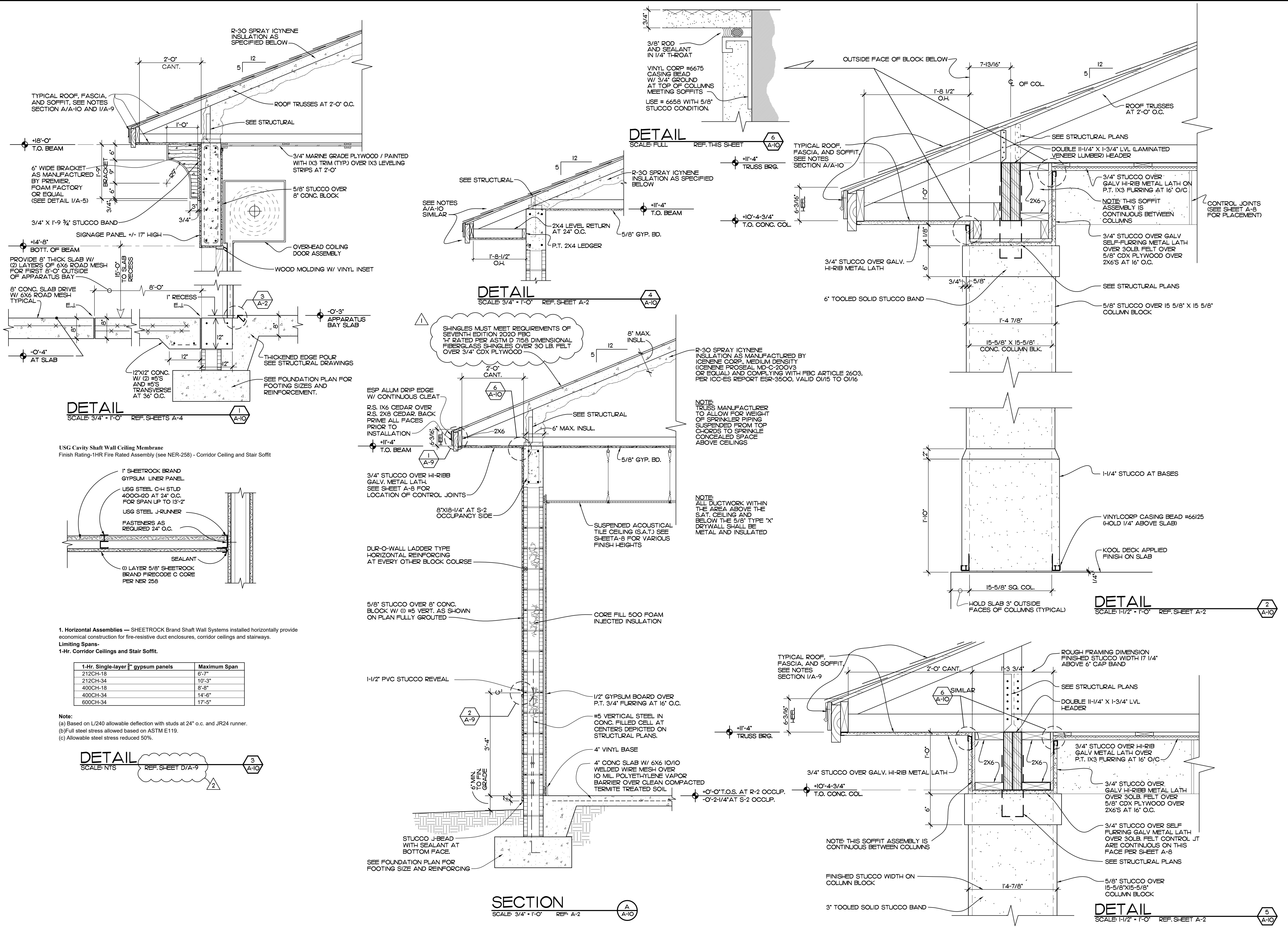


PROJECT: STATION #7
INDIAN RIVER COUNTY FIRE RESCUE/EMS
4225 43RD AVE
VERO BEACH, FL 32967

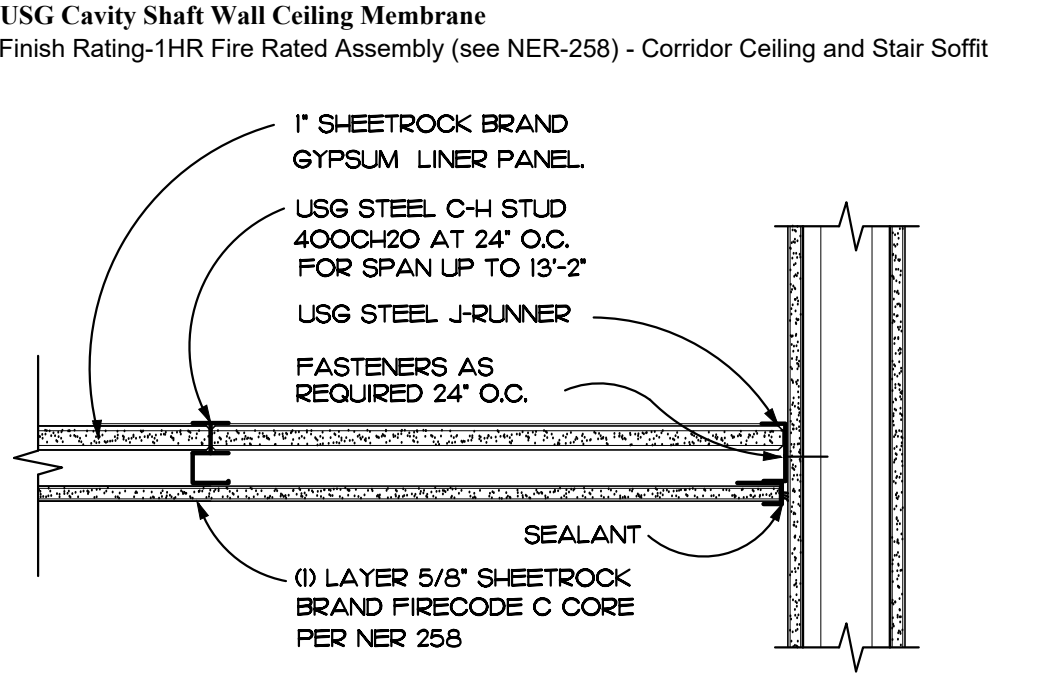
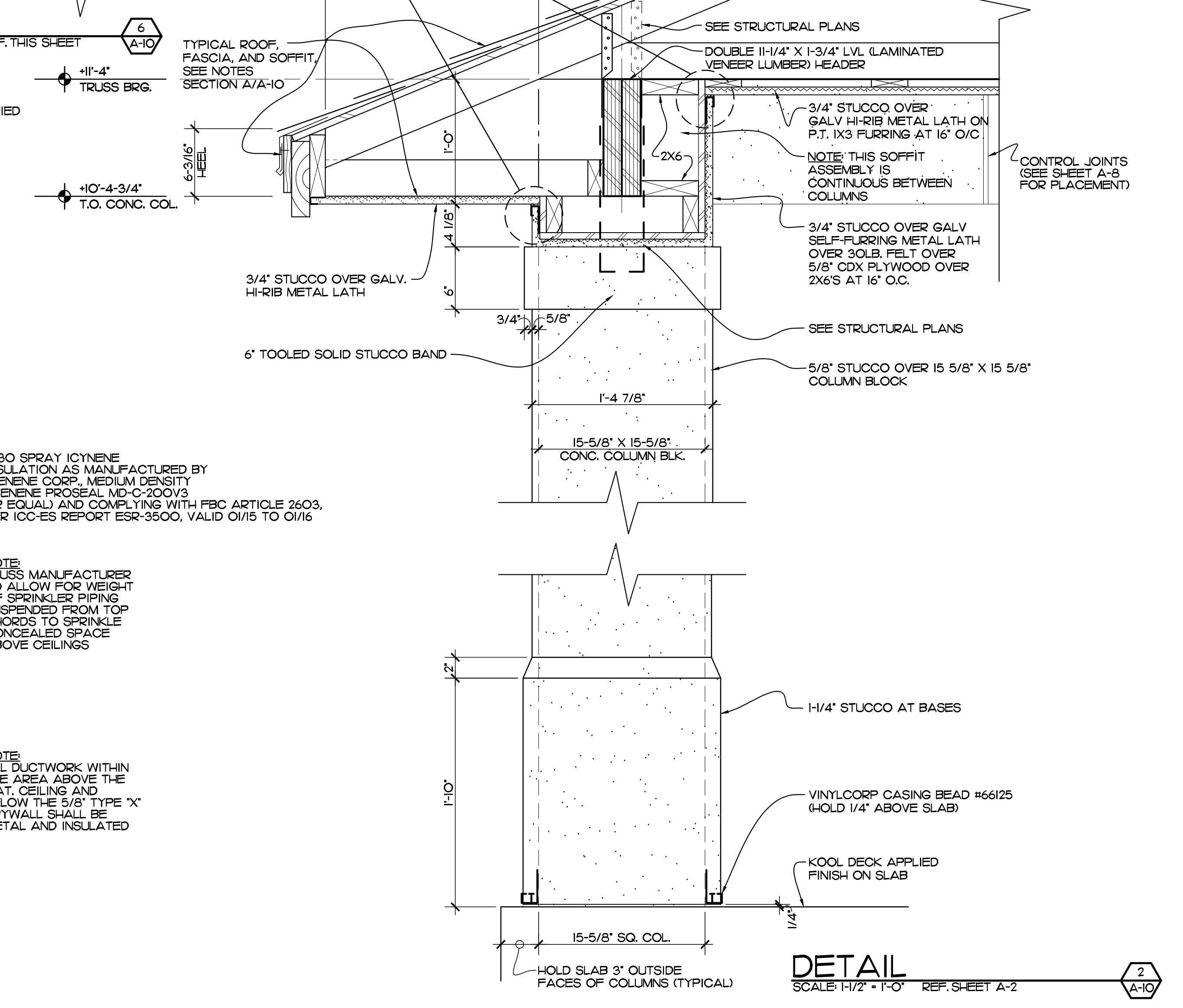
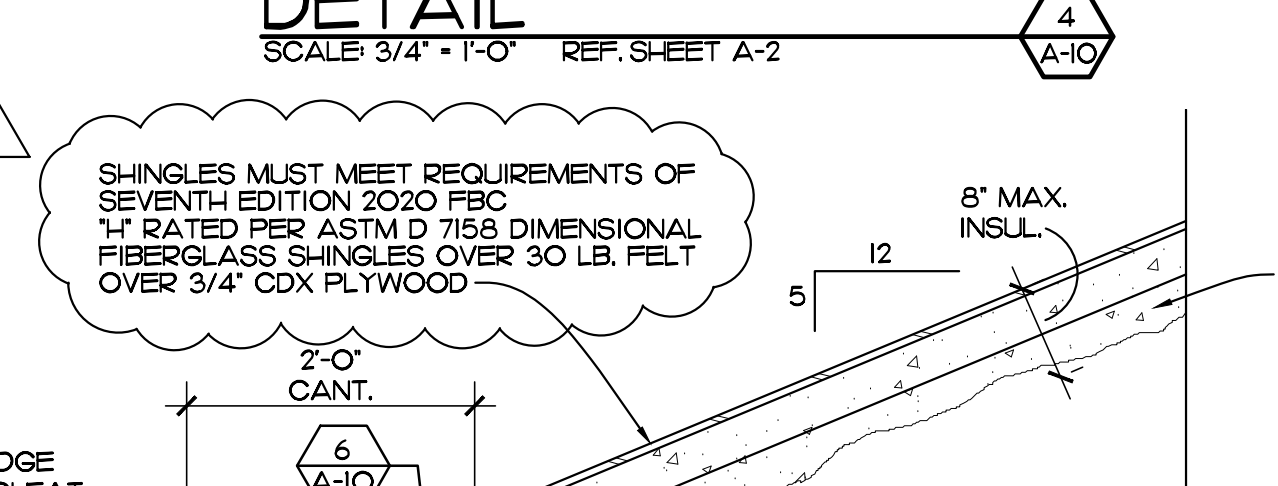
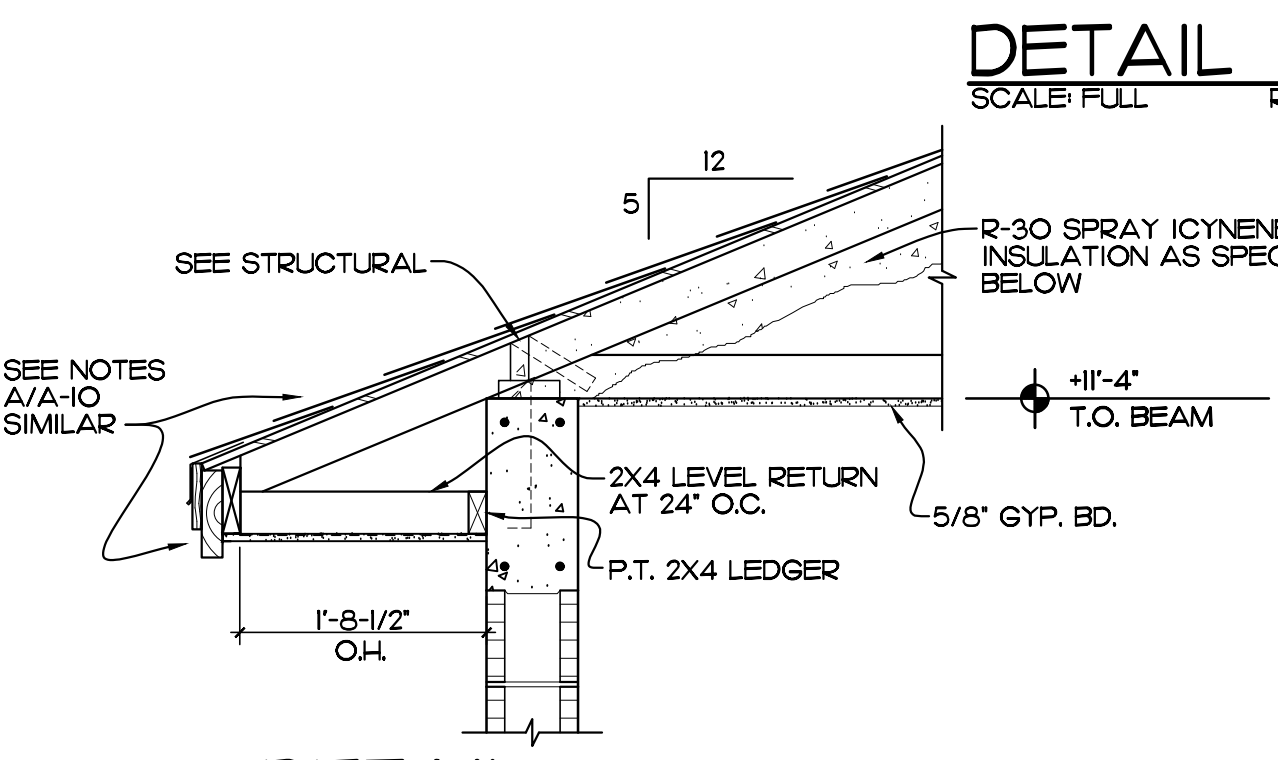
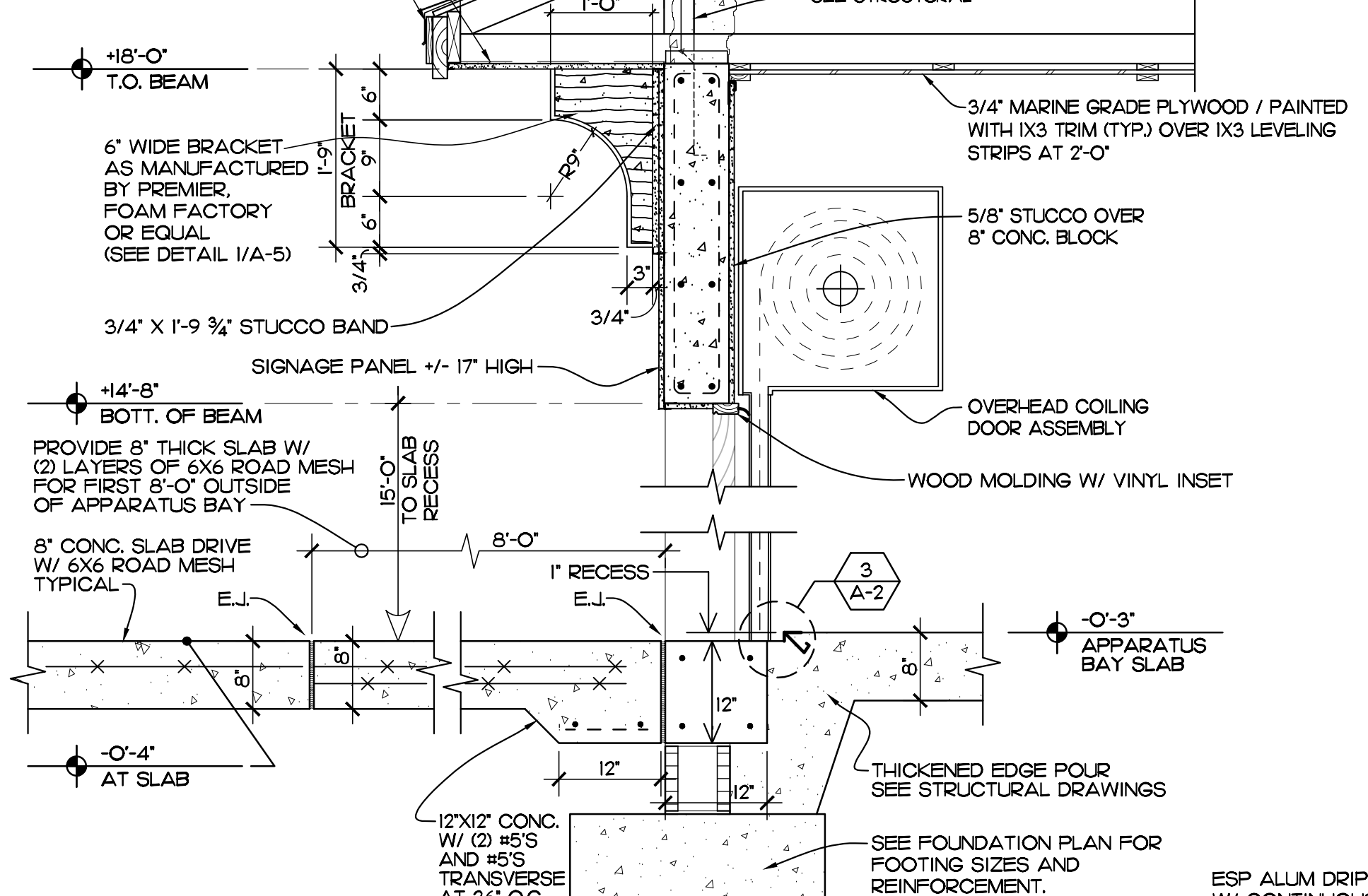
NO.	DATE	REVISIONS
1	22AUG23	FIRE PREVENTION COMMENTS

© AUG. 23. THESE PLANS AND THE INFORMATION SHOWN HEREIN ARE THE PROPERTY OF EDLUND DRITENBAS BINKLEY ARCHITECTS AND ASSOCIATES, P.A. AND REPRODUCTION, REVISIONS OR USE THEREOF IN WHOLE OR IN PART IS EXPRESSLY FORBIDDEN WITHOUT WRITTEN PERMISSION.
COMM. NO: 05029VB
DATE: 1 AUG. 2023
BY: JNR
CHKD: JFB

SHEET NO.
A-9
OF FOURTEEN



TYPICAL ROOF, FASCIA, AND SOFFIT. SEE NOTES SECTION A/A-10 AND I/A-9



1. Horizontal Assemblies — SHEETROCK Brand Shaft Wall Systems installed horizontally provide economical construction for fire-resistive duct enclosures, corridor ceilings and stairways.

Limiting Spans:

1-Hr. Corridor Ceilings and Stair Soffit.

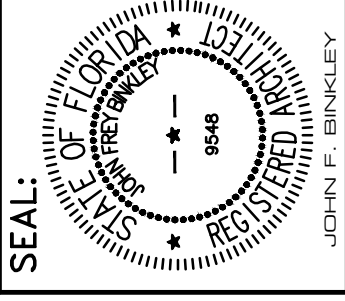

1-Hr. Single-layer 5/8" gypsum panels	Maximum Span
212CH-18	6'-7"
212CH-34	10'-3"
400CH-18	8'-8"
400CH-34	14'-6"
600CH-34	17'-5"

Note:
 (a) Based on L/240 allowable deflection with studs at 24" o.c. and JR24 runner.
 (b) Full steel stress allowed based on ASTM E119.
 (c) Allowable steel stress reduced 50%.



SECTION
SCALE: 3/4" = 1'-0" REF. A-2

EDLUND · DRITENBAS · BINKLEY
 ARCHITECTS AND ASSOCIATES, P.A.
 AR-AA 000886
 65 ROYAL PALM POINT, SUITE "D"
 VERO BEACH, FLORIDA 32960
 PHONE: (772) 569-4320



PROJECT: STATION #7
 FOR: INDIAN RIVER COUNTY FIRE RESCUE/EMS
 4225 43RD AVE
 VERO BEACH, FL 32967

NO.	DATE	REVISIONS
1	22AUG23	FIRE PREVENTION COMMENTS
2	27OCT22	REVISED PER BLDG DEPT COMMENTS

COMM. NO: 050219VB
 DATE: 1 AUG. 2023
 BY: JNR-JNR
 CH/KD:FB-JFB

SHEET NO.
A-10
 OF FOURTEEN

WINDOW SCHEDULE

Table with columns: MARK, SIZE (W X H), MANUFACTURER, TYPE, DETAILS, SILL, REMARKS. Includes items A, B, C, and E with specifications for window types and materials.

* PROVIDE OBSCURE GLASS AT UNISEX RESTROOM
NOTE: ALL WINDOWS AND STOREFRONT DOORS ARE IMPACT RATED TO MEET 2020 FBC SEVENTH EDITION REQUIREMENTS.
NOTE: ALL WINDOWS CLEAR GLASS WITH SHGC (SLAR HEAT GAIN COEFFICIENT) OF .60 OR BETTER

ROOM FINISH SCHEDULE

Table with columns: ROOM/SPACE, FLOOR, BASE, SILLS, WALLS, CEILING, CLG. HGT., REMARKS. Lists finishes for various rooms like LOBBY, UNISEX RESTROOM, OFFICE, etc.

NOTE:
5/8" GYPSUM BOARD IS TO BE APPLIED TO THE BOTTOM CHORD OF THE TRUSSES THROUGHOUT THE R-2 OCCUPANCY SIDE OF THE BUILDING.
5/8" TYPE "X" GYPSUM IS TO BE APPLIED TO THE BOTTOM CHORD OF THE TRUSSES OVER THE ELECTRICAL ROOM AND P.P.E. STORAGE, LAUNDRY, BUNKER ROOM AND EMS STORAGE ROOMS TO RECEIVE 5/8" GYPSUM BOARD TO THE BOTTOM CHORD OF THE TRUSSES.

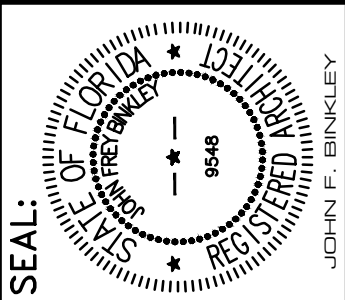

DOOR SCHEDULE

Table with columns: MARK, SIZE, DESCRIPTION, JAMB / FRAME, DETAILS, REMARKS. Lists door specifications for items 1 through 39, including materials like KAWNEER, solid core wood, and steel.

THESE THREE DOORS HAVE SPECIALTY FRAMES PER DETAIL 10/A-14

NOTES:
1) FOR FINISH HARDWARE SPECIFICATIONS SEE SECTION 08700.
2) DOOR HARDWARE SUBMITTALS REQUIRED FROM CONTRACTOR FOR ARCHITECTS REVIEW.

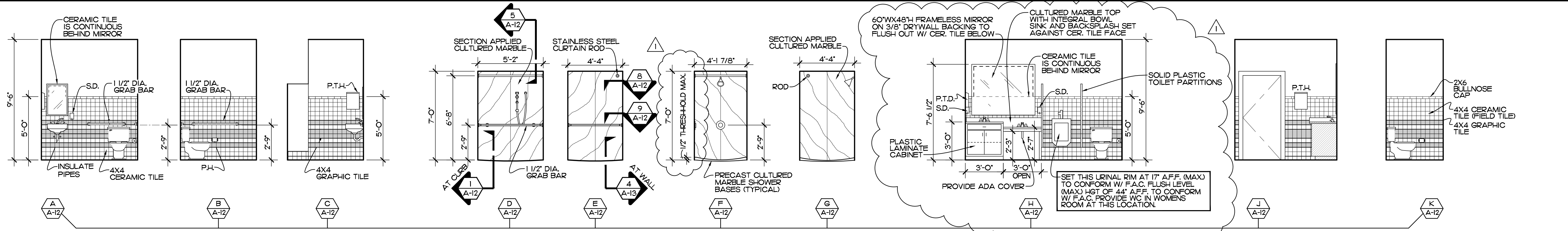
EDLUND · DRITENBAS · BINKLEY ARCHITECTS AND ASSOCIATES, P.A.
AR-AA 000086
65 ROYAL PALM POINTE, SUITE "D" VERO BEACH, FLORIDA 33560
PHONE: (772) 569-4320



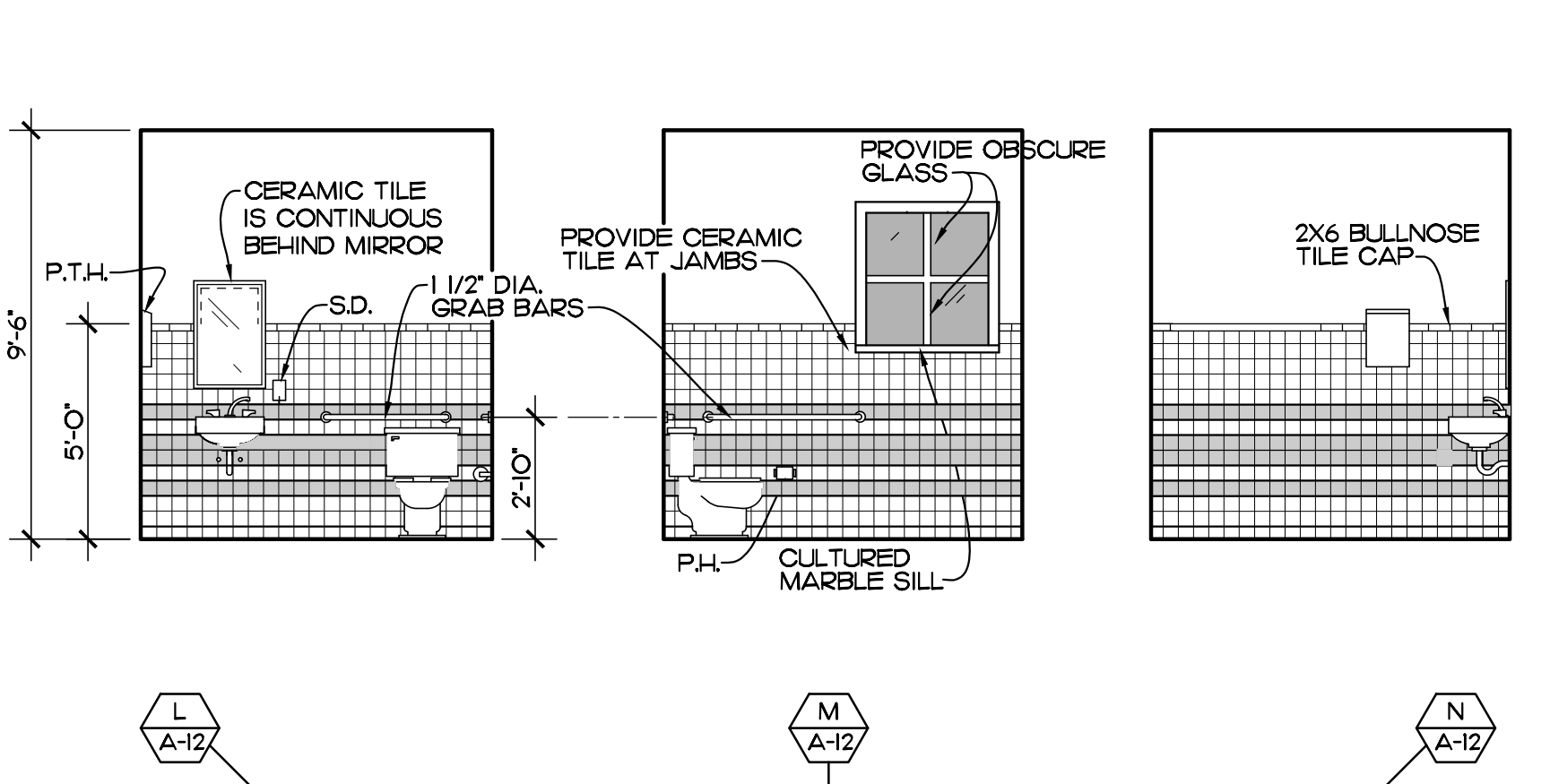
PROJECT: STATION #7
INDIAN RIVER COUNTY FIRE RESCUE/EMS
4225 43RD AVE
VERO BEACH, FL 32967

Table for REVISIONS with columns: NO., DATE, REVISIONS. Includes entries for fire prevention comments and owner directed revisions.

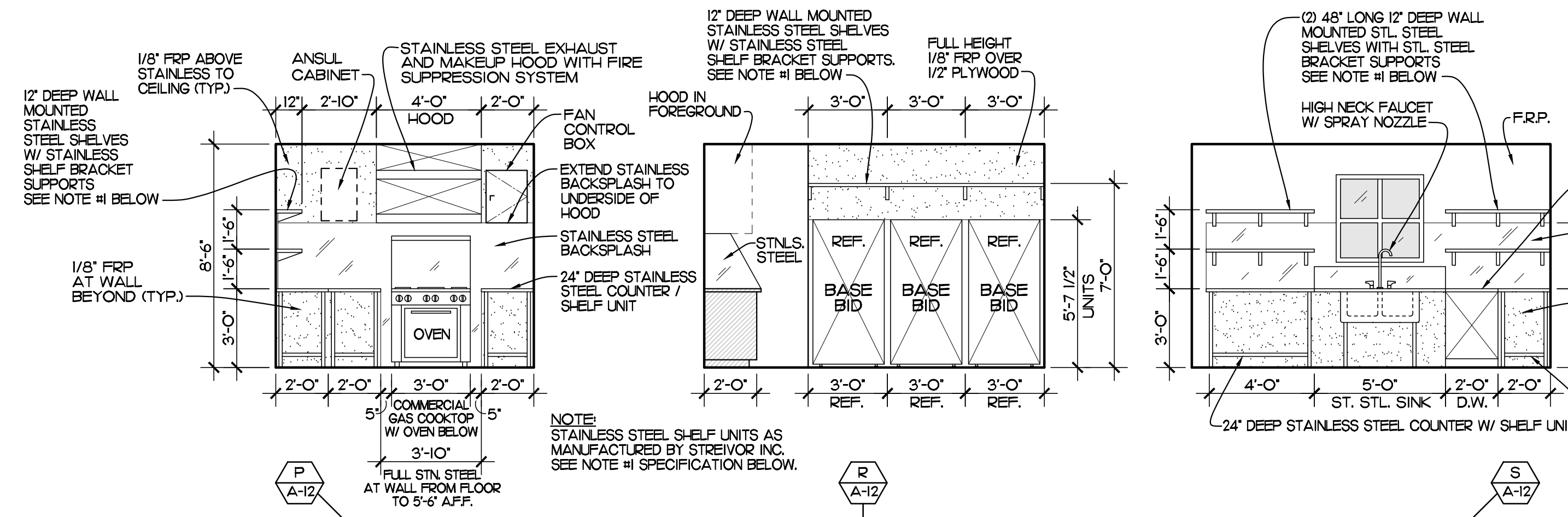
COMM. NO: 050219VB
DATE: 1 AUG. 2023
BY: JNR/JNR
CHKD:FB/JFB



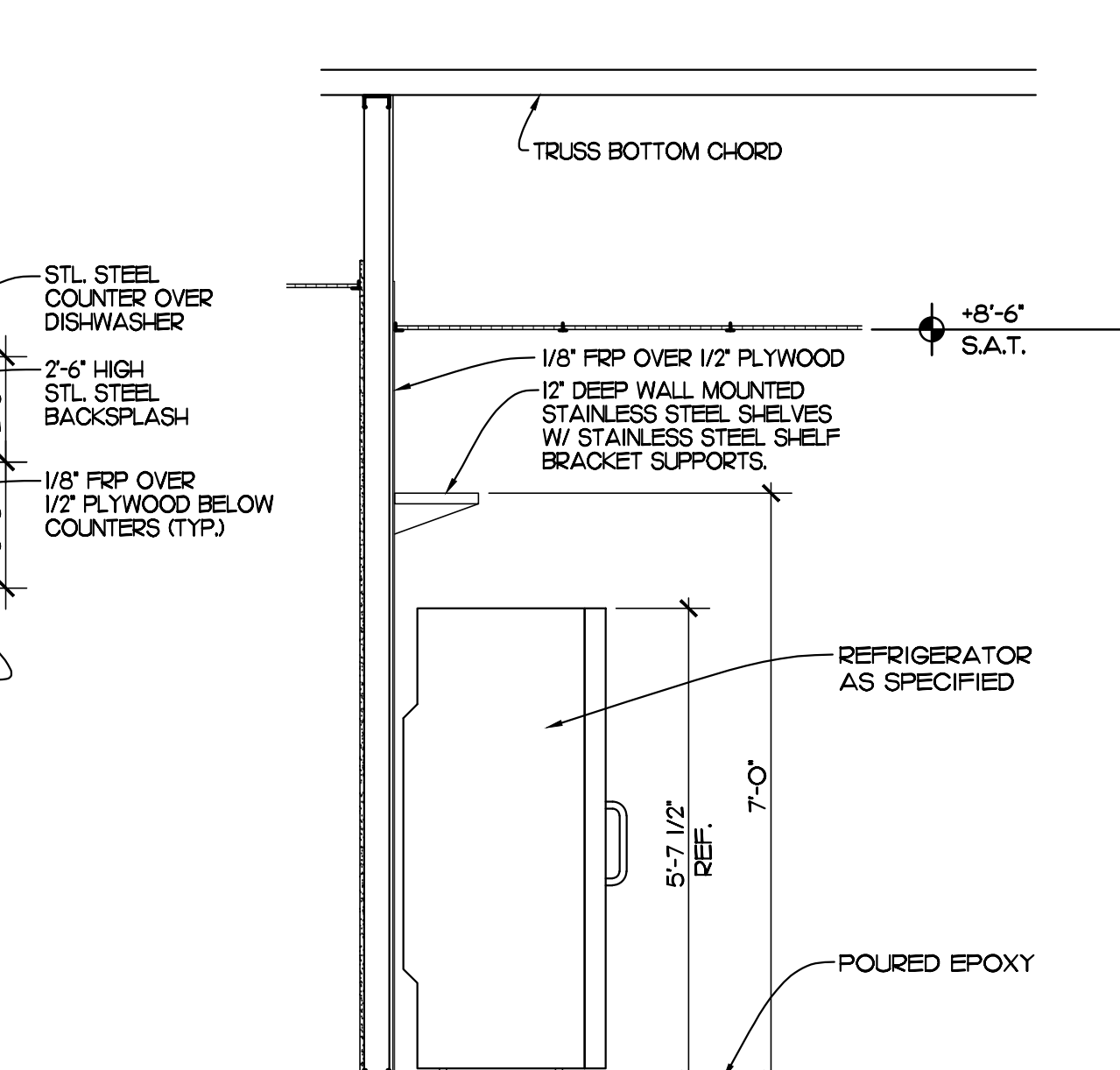
MENS RESTROOM (WOMENS SIMILAR)



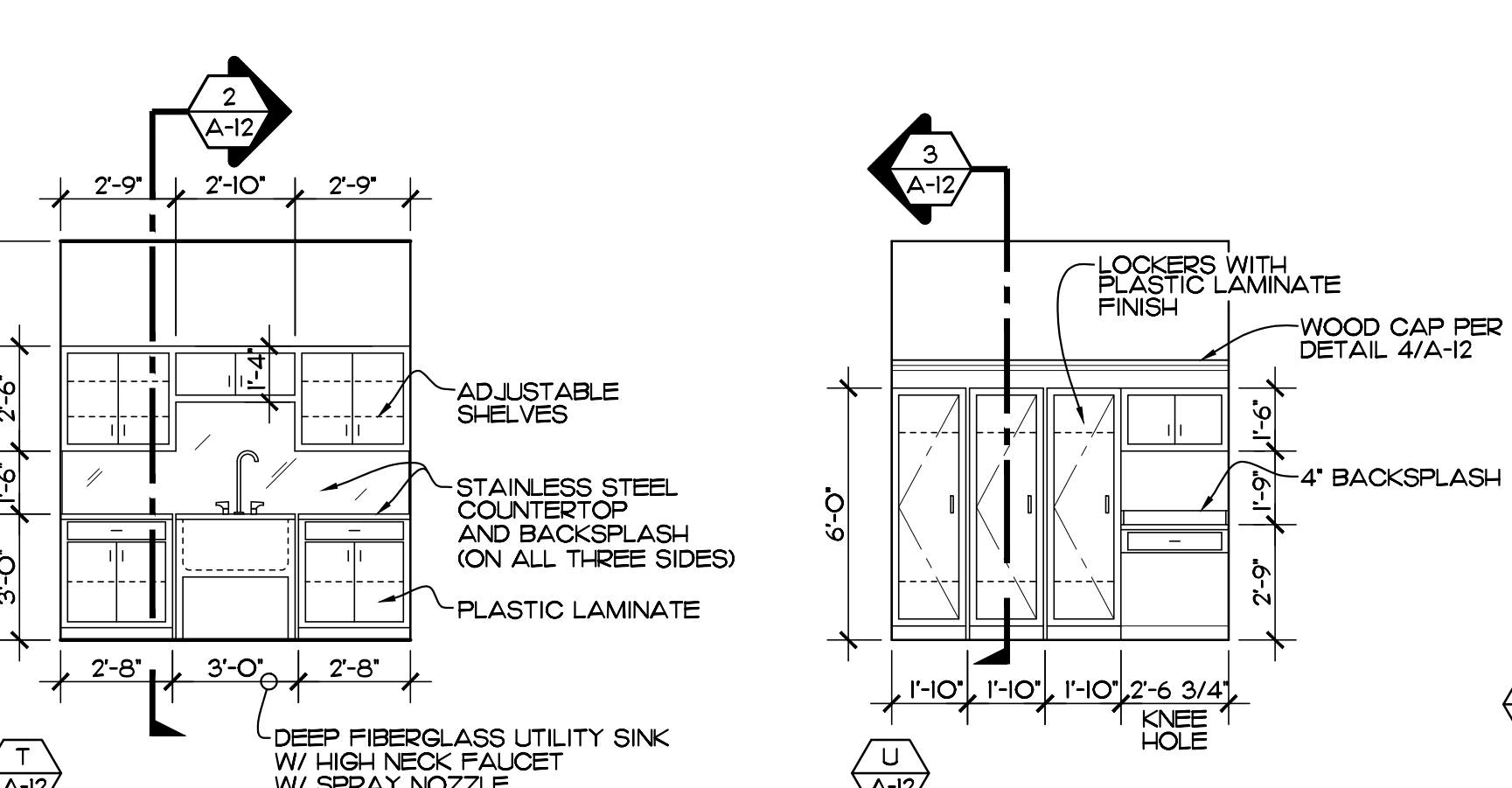
UNISEX RESTROOM



KITCHEN

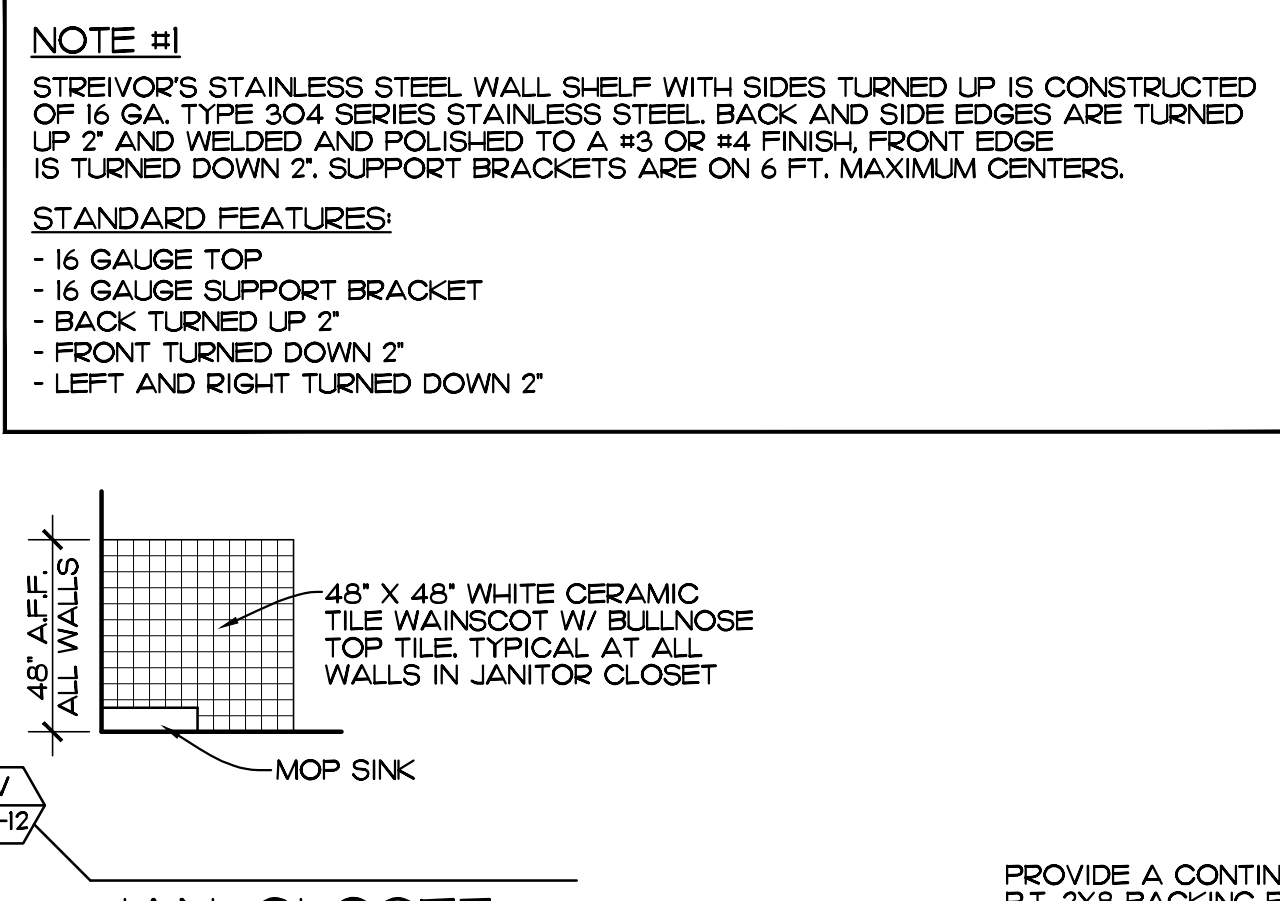


DETAIL AT REFRIG. SOFFIT
SCALE: 1/2" = 1'-0" REF. SHEET A-3, A-14



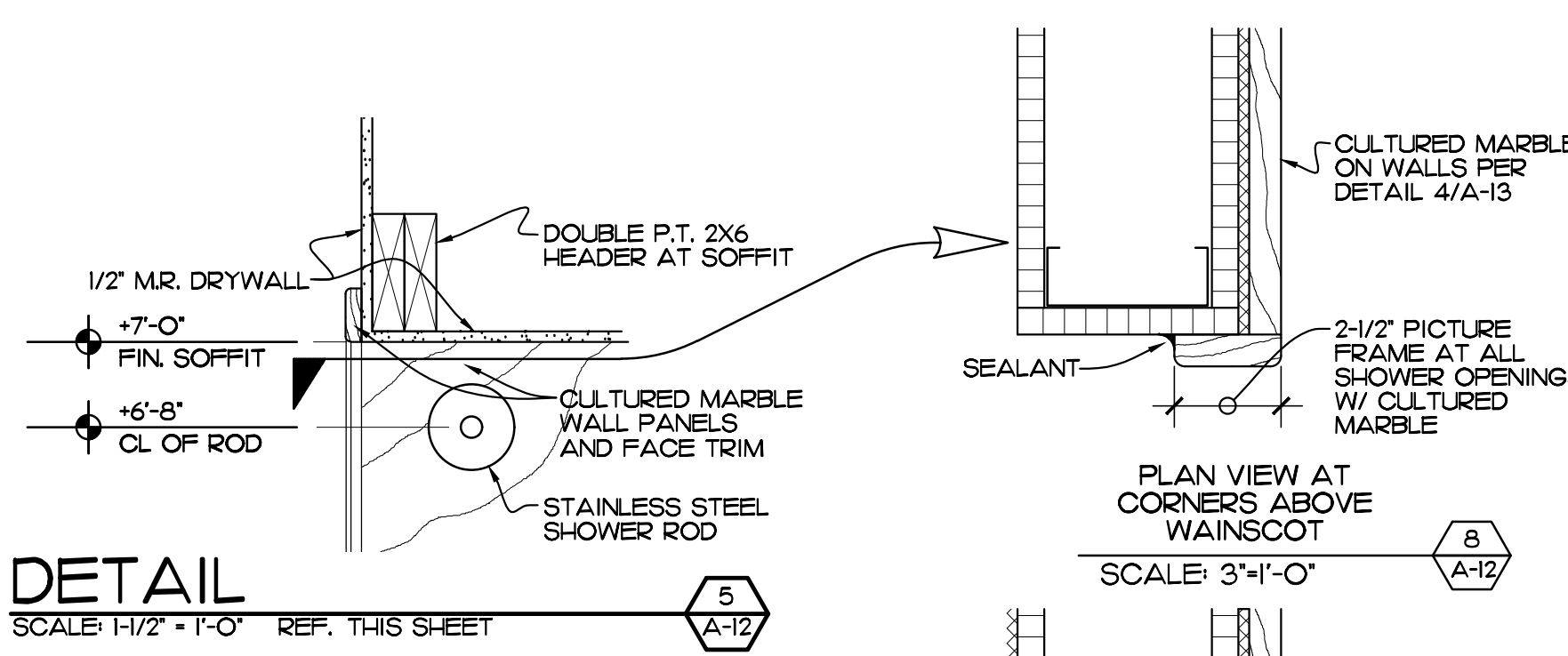
D-CON ROOM

DORMS



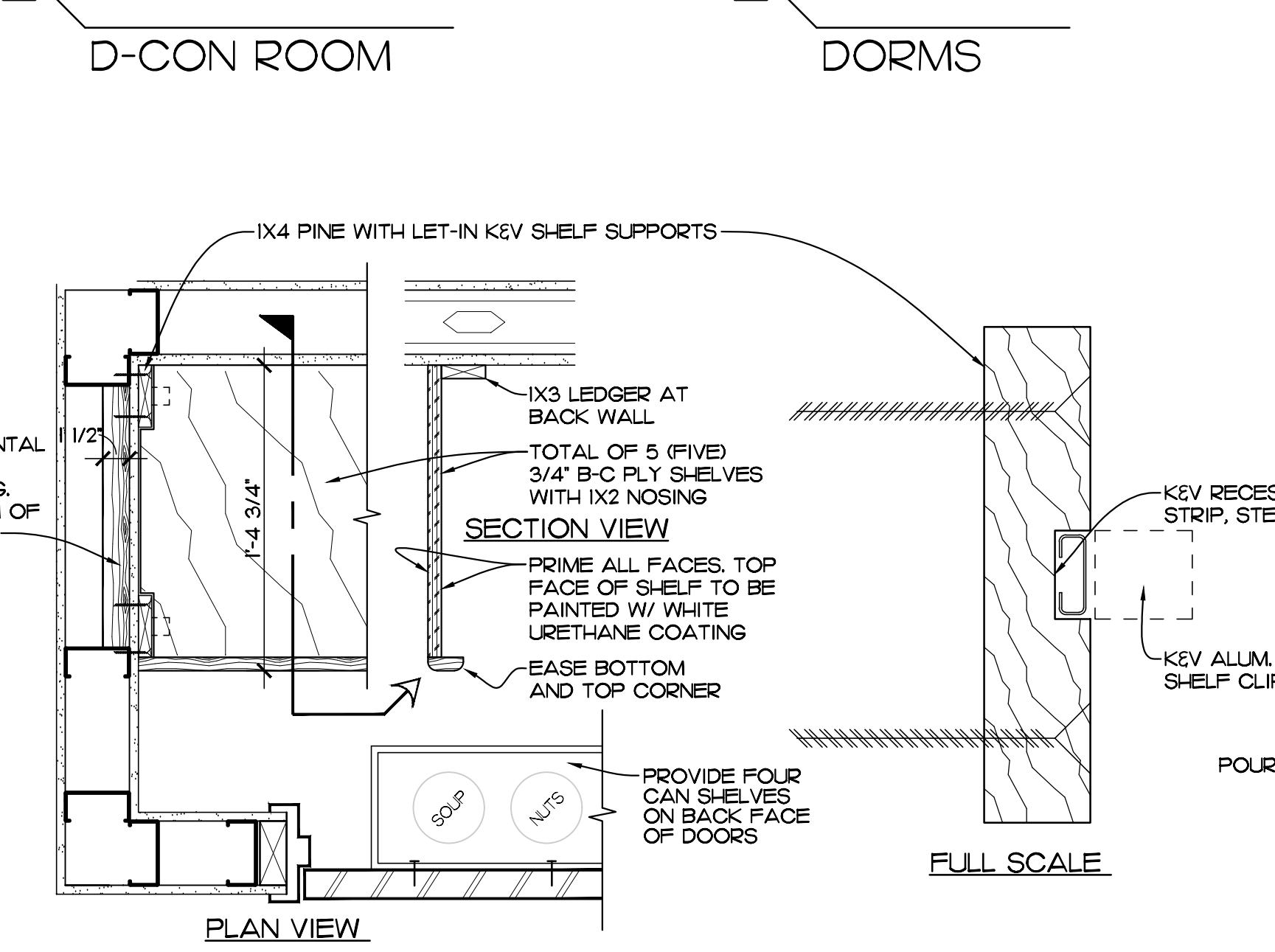
JAN. CLOSET

OFFICE

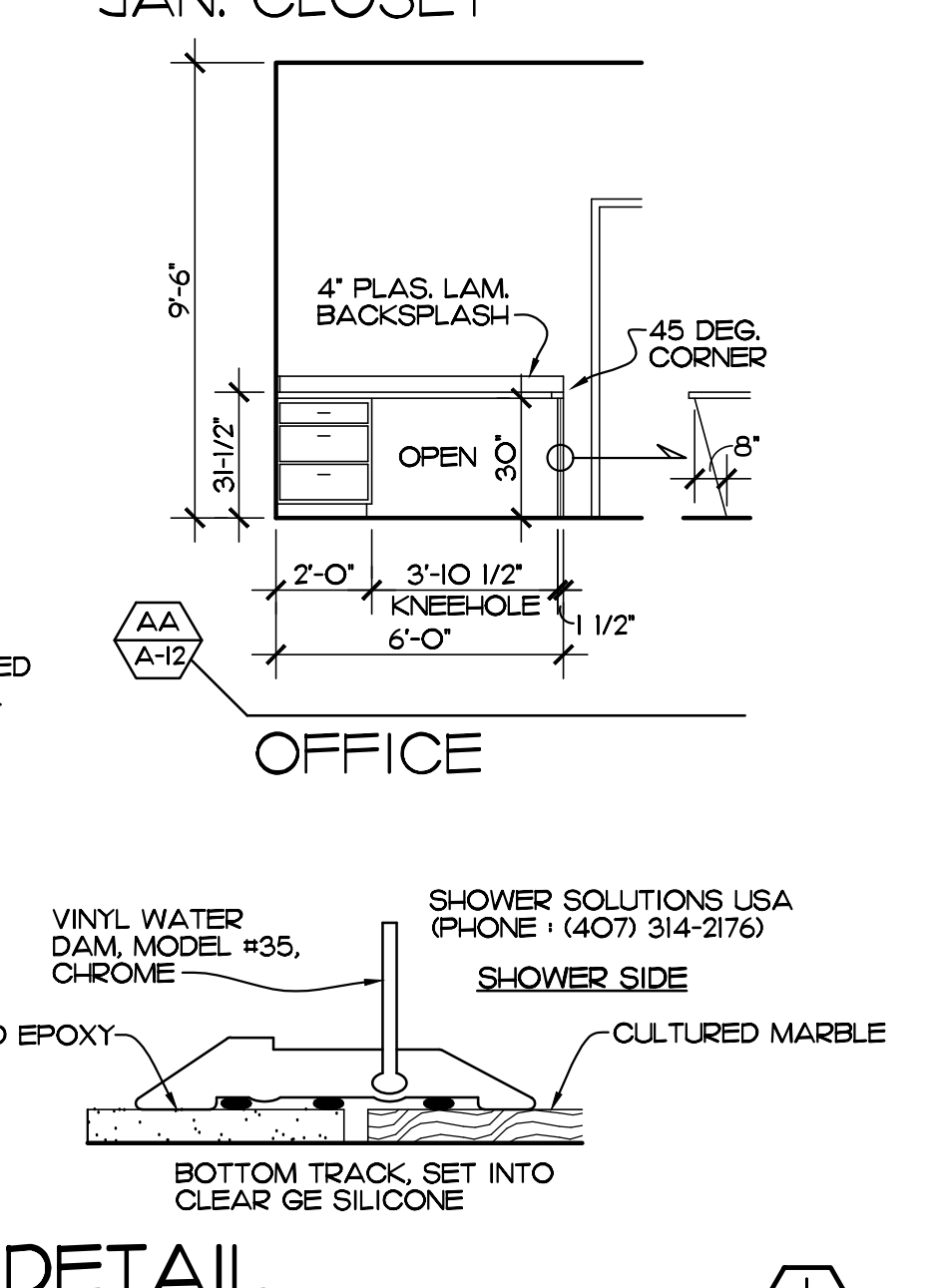


DETAIL SCALE: 1/2" = 1'-0" REF. THIS SHEET

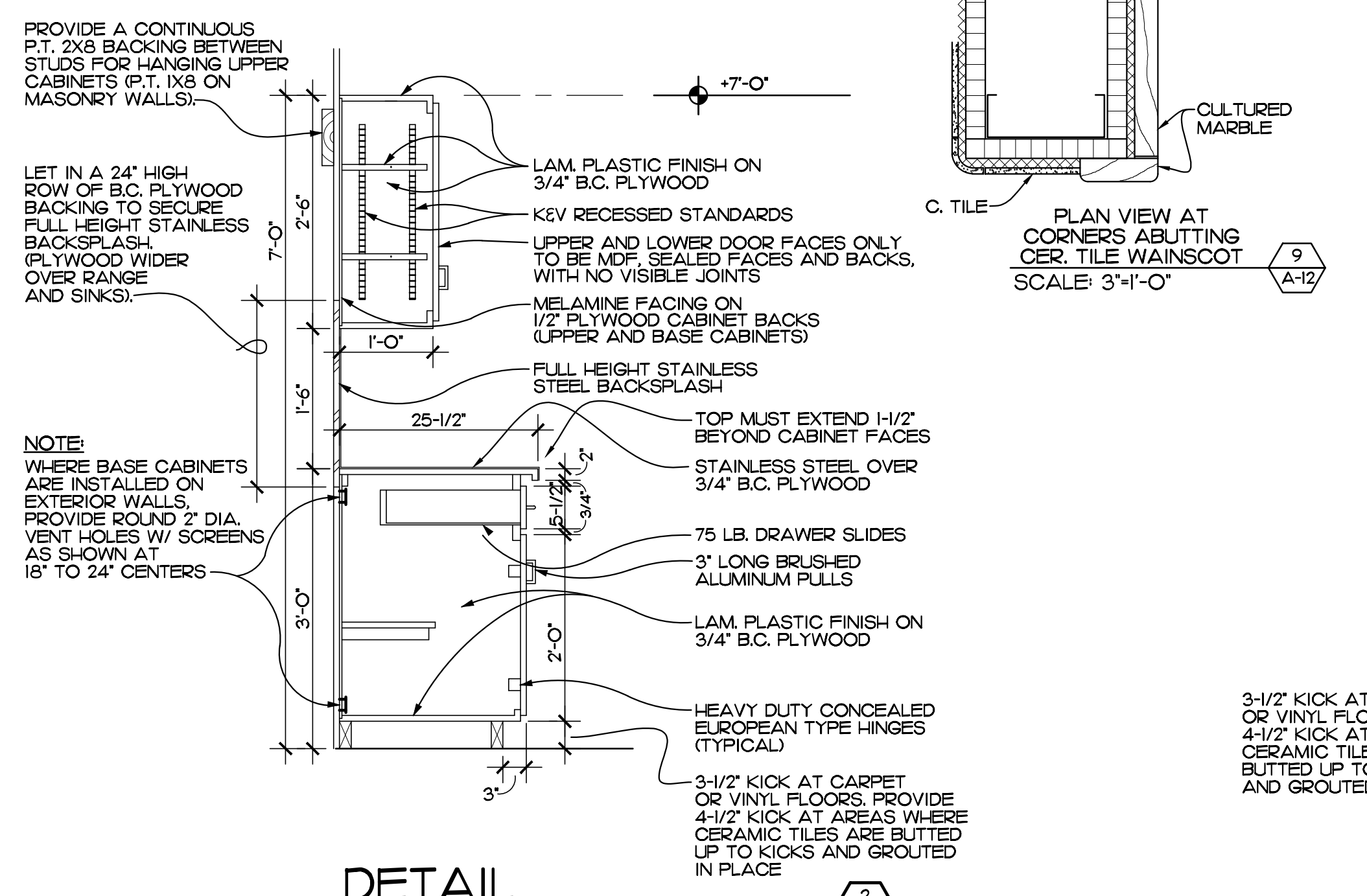
SCALE: 3" = 1'-0"



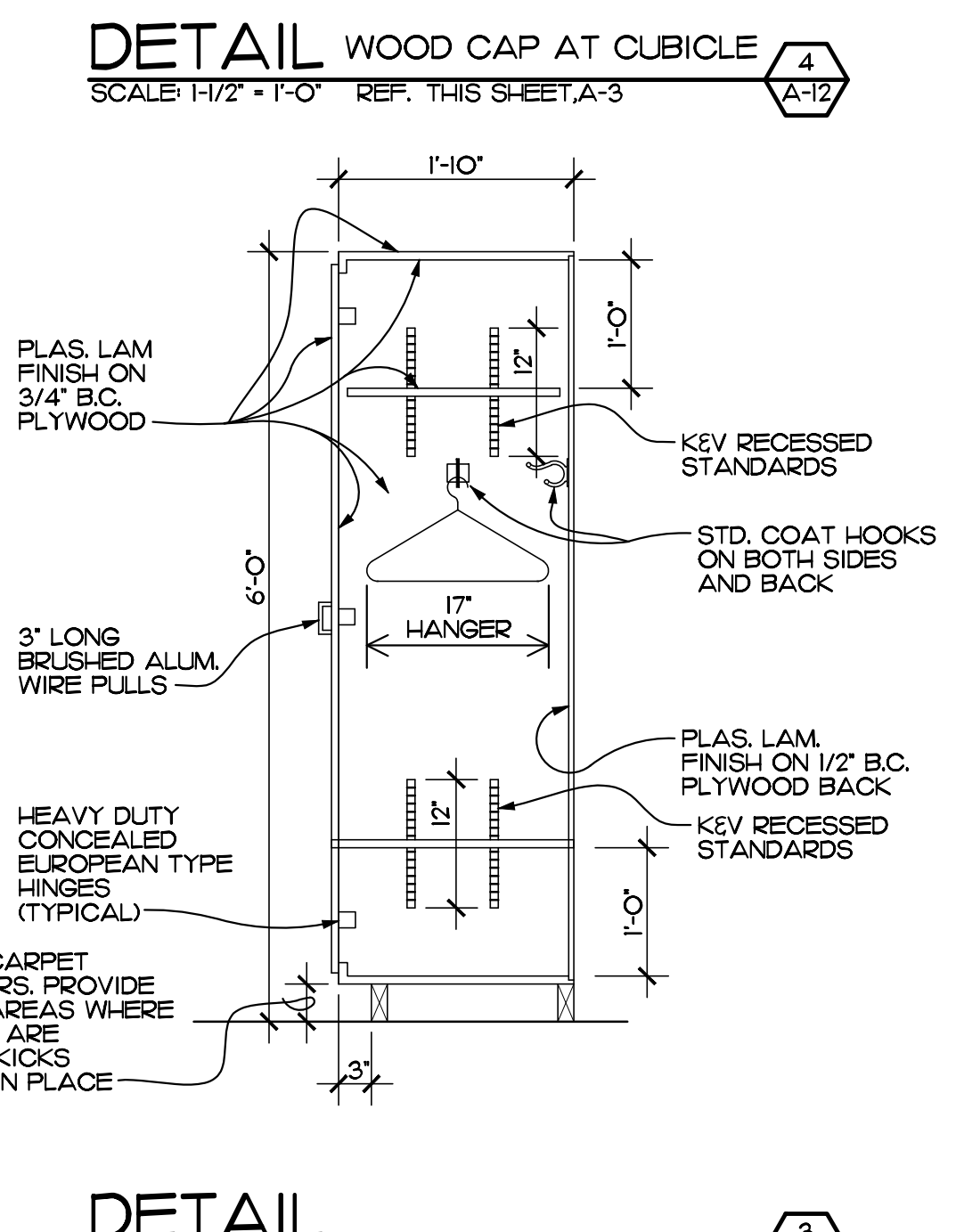
DETAIL AT PANTRY SHELVES
SCALE: 1/2" = 1'-0" REF. SHEET A-3



DETAIL SCALE: FULL REF. THIS SHEET

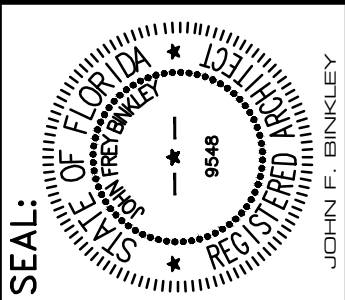



DETAIL SCALE: 3/4" = 1'-0" REF. THIS SHEET



DETAIL SCALE: 3/4" = 1'-0" REF. THIS SHEET

EDLUND · DRITENBAS · BINKLEY
ARCHITECTS AND ASSOCIATES, P.A.
AR-AA 000088
65 ROYAL PALM POINT, SUITE "D"
VERO BEACH, FLORIDA 32960
PHONE: (772) 569-4320

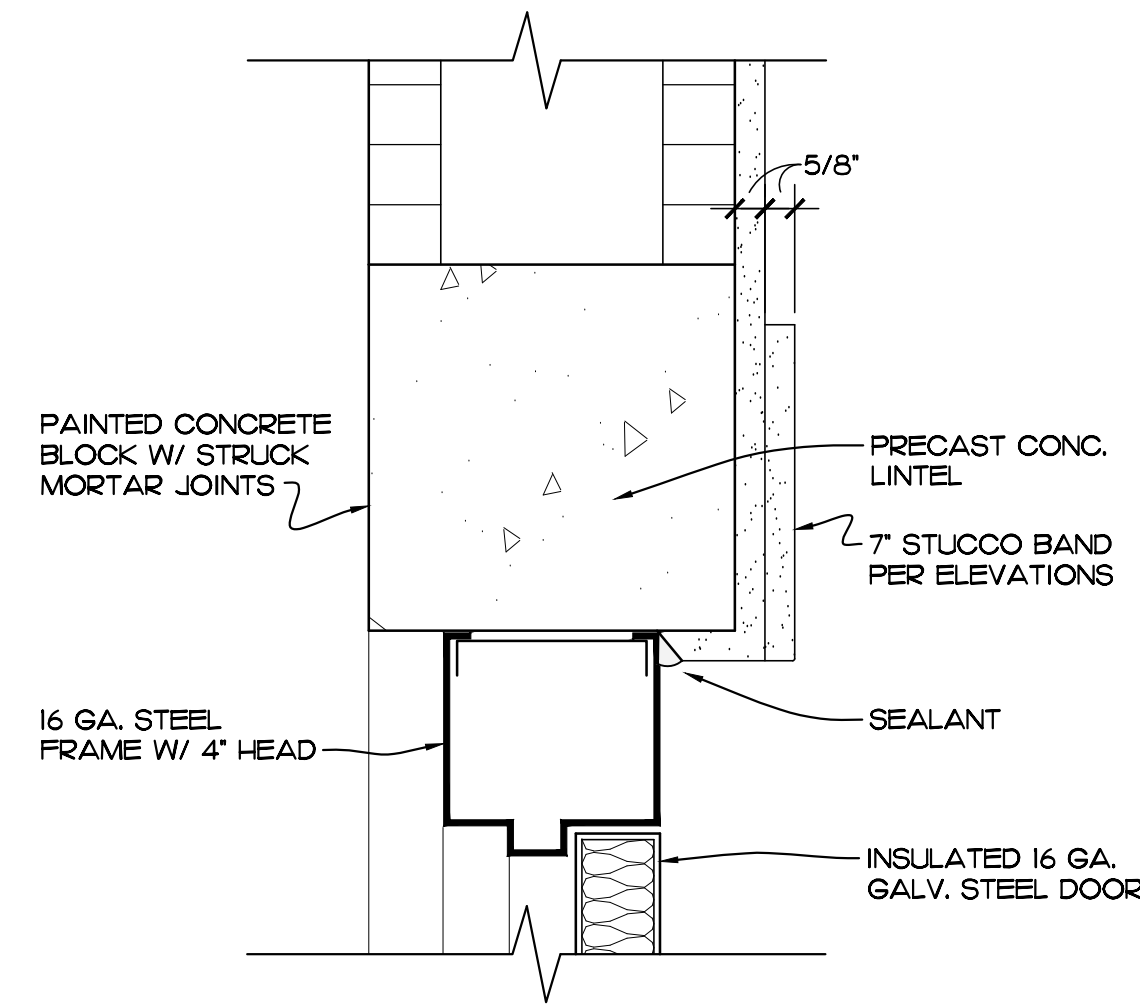


PROJECT: STATION #7
INDIAN RIVER COUNTY FIRE RESCUE/EMS
4225 43RD AVE
VERO BEACH, FL 32967

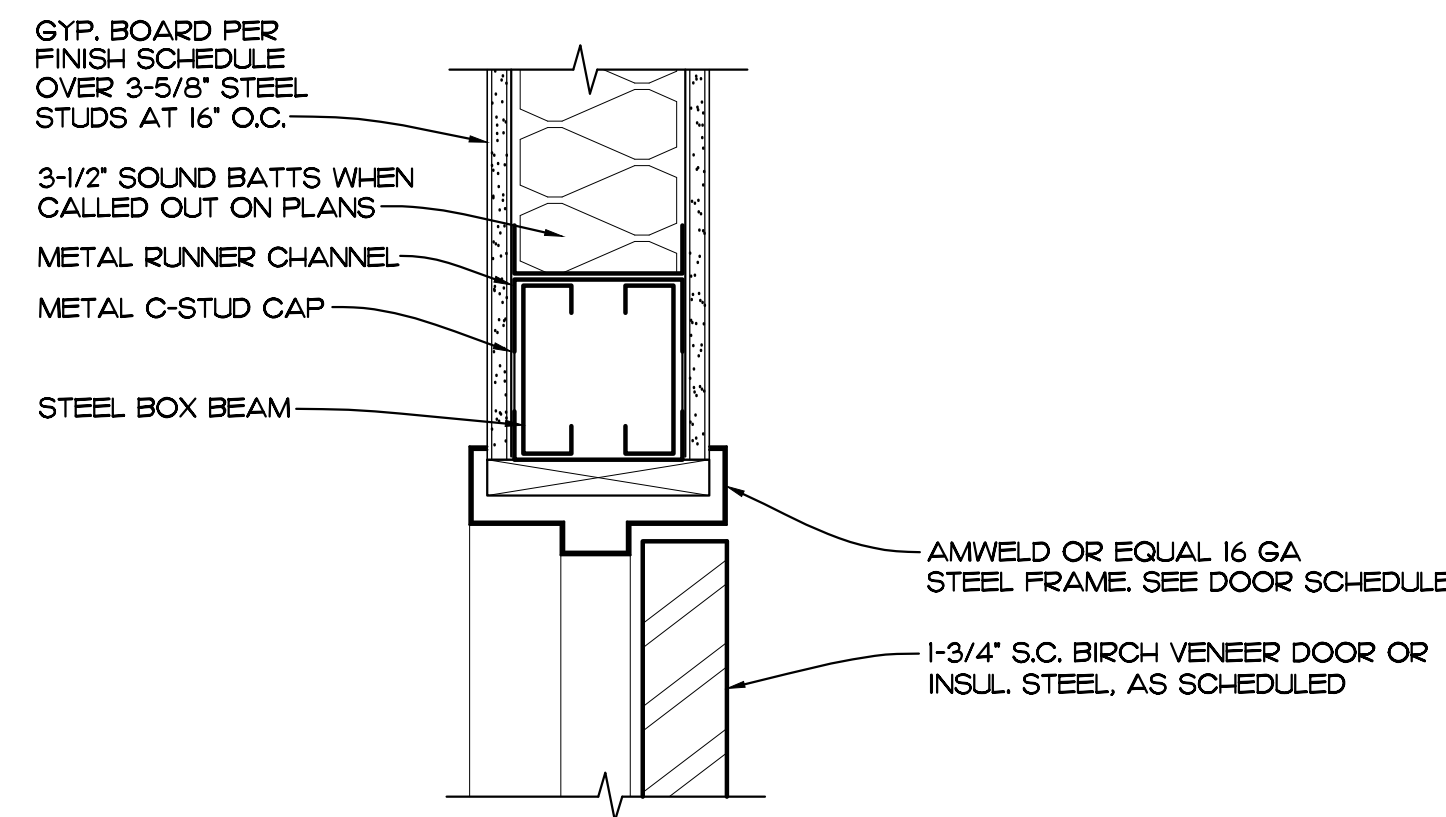
NO.	DATE	REVISIONS
1	2/20/22	REVISED PER BLDG DEPT COMMENTS

NO.	DATE	REVISIONS
1	1 AUG. 2023	COMM. NO: 050219VB
2	JNR	DATE: 1 AUG. 2023
3	JFB	BY: JNR
4		CHKD: JFB

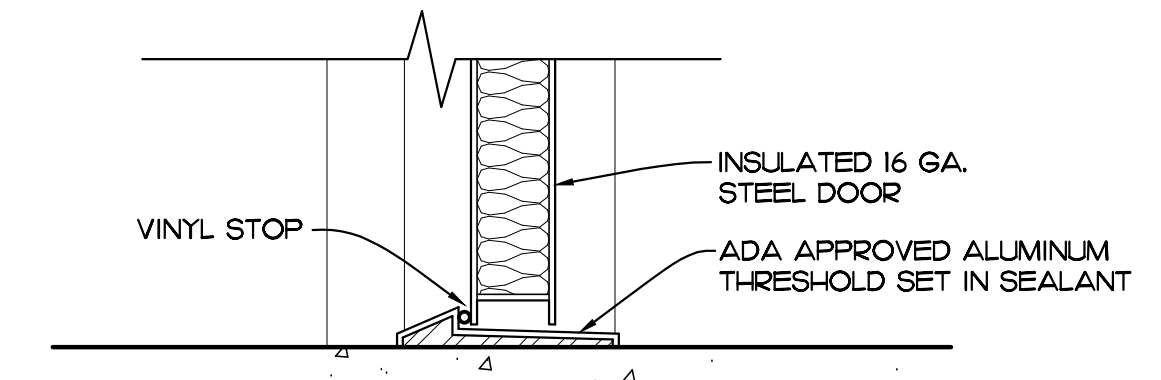
SHEET NO.
A-12
OF FOURTEEN



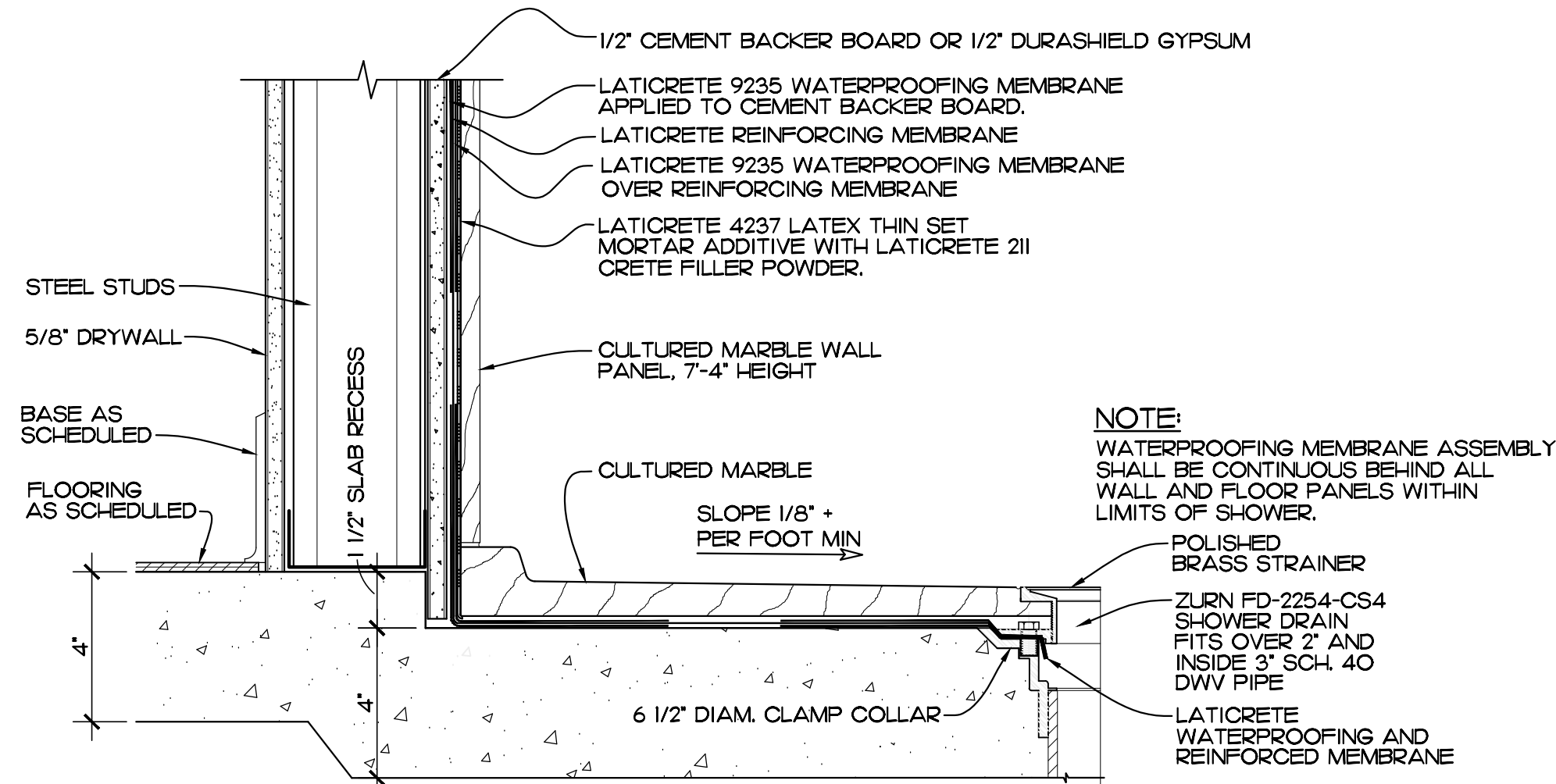
HEAD
SCALE: 3" = 1'-0" REF. SHEET A-11



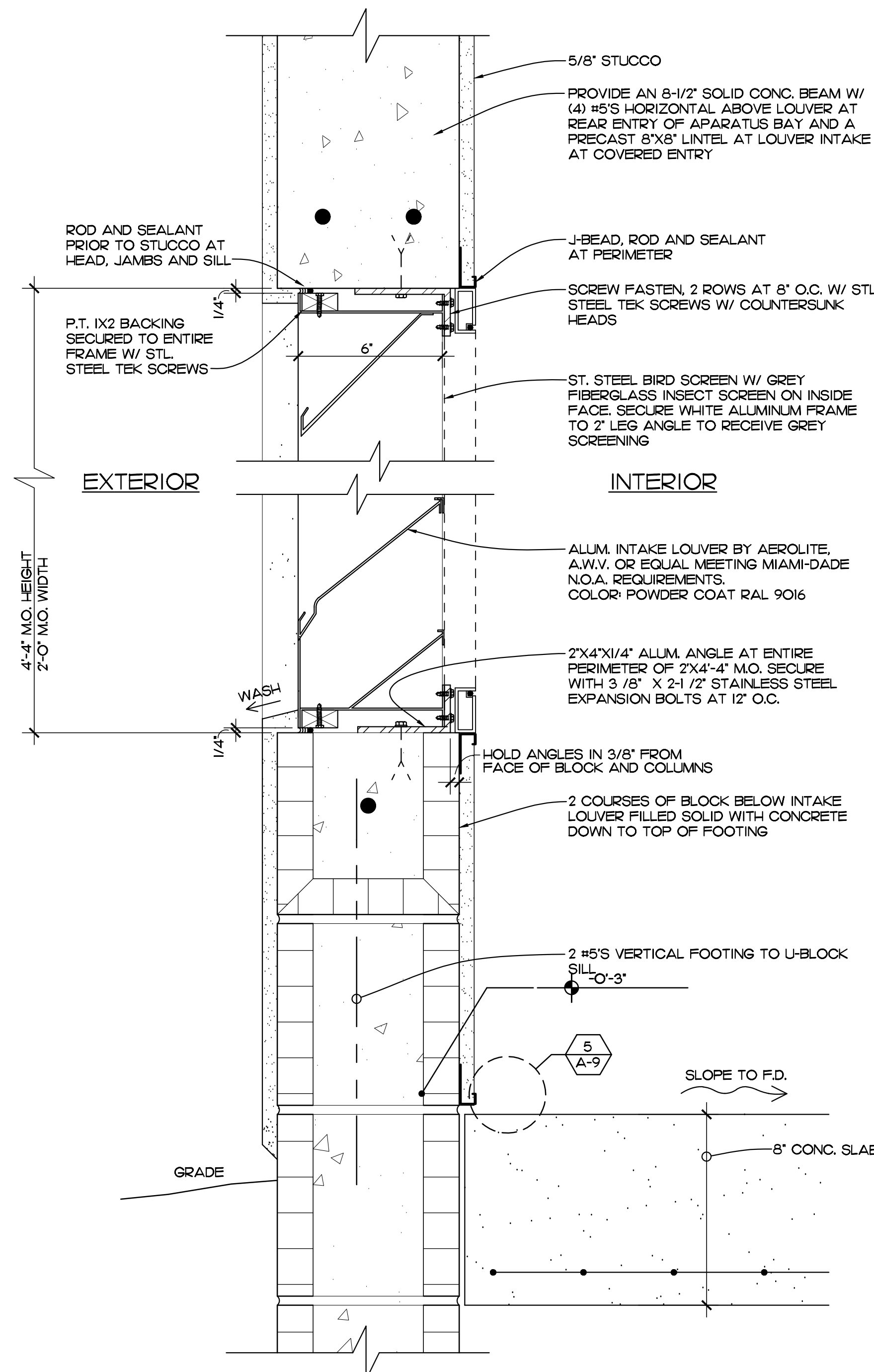
INTERIOR DOORHEAD (JAMB SIMILAR)
SCALE: 3" = 1'-0" REF. SHEET A-11



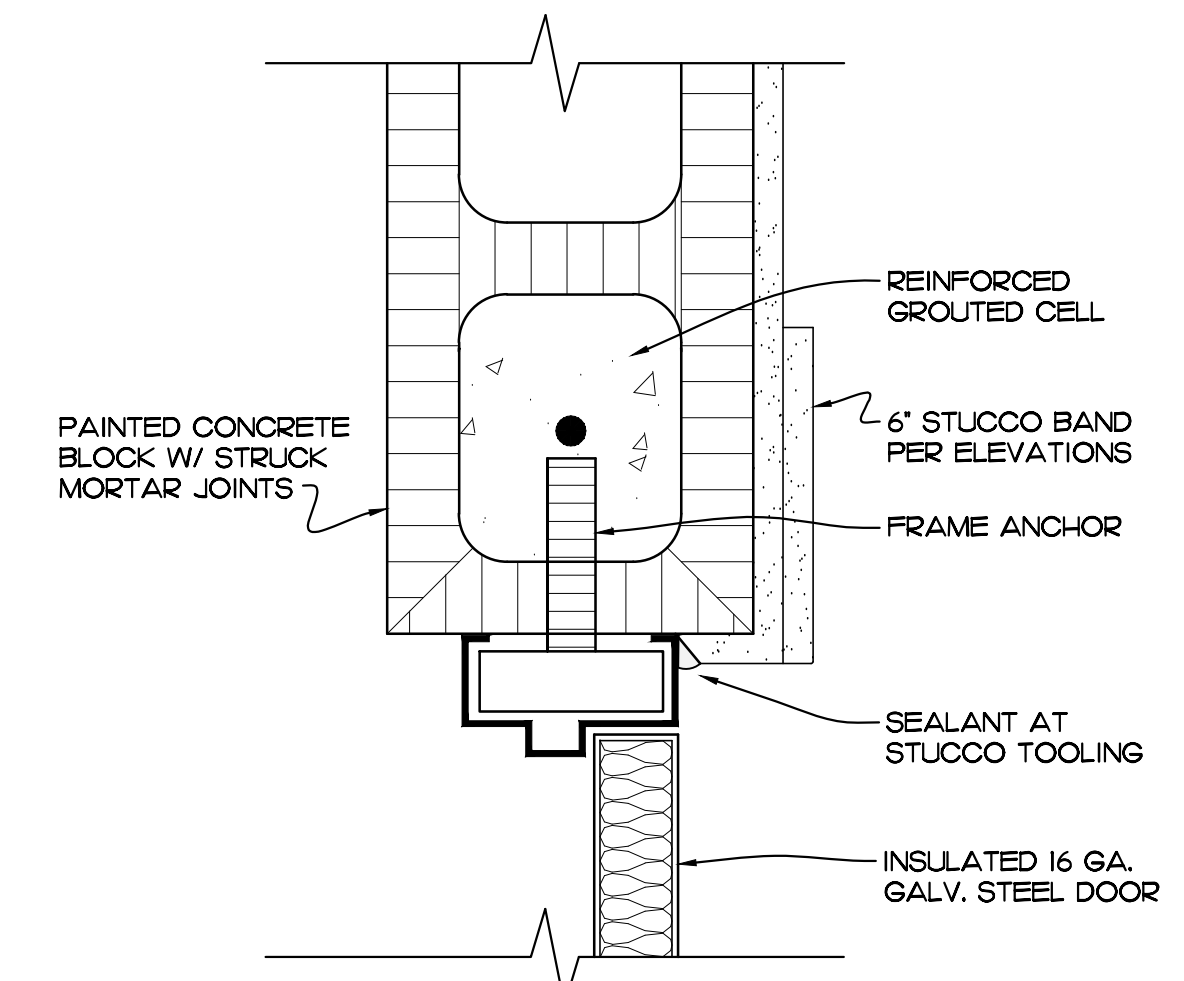
THRESHOLD
SCALE: 3" = 1'-0" REF. SHEET A-11



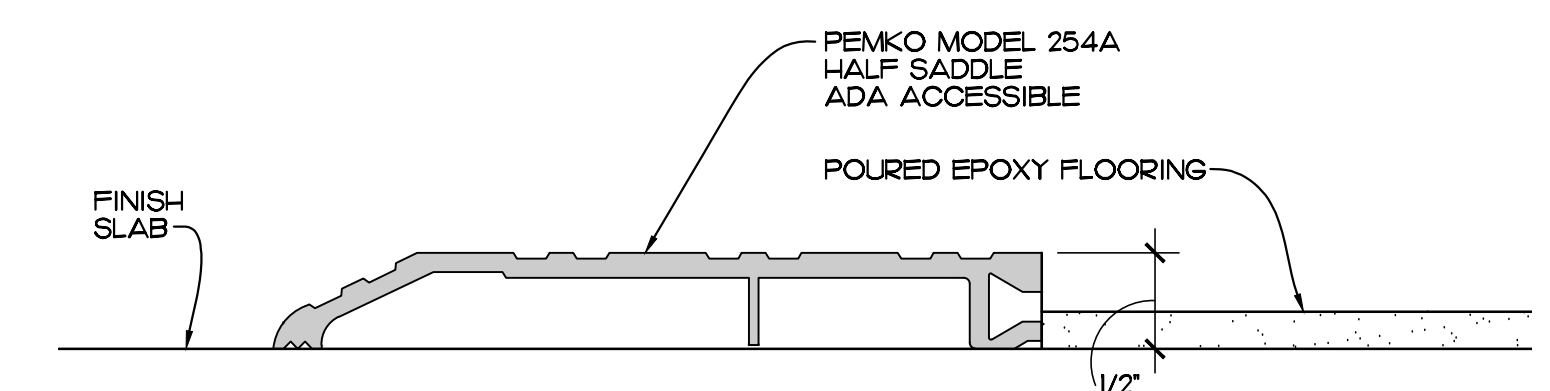
DETAIL
SCALE: 3" = 1'-0" REF. SHEET A-12



DETAIL AT INTAKE LOUVERS
SCALE: 3" = 1'-0" REF. SHEETS A-3, A-4

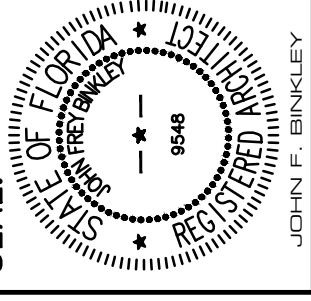



JAMB
SCALE: 3" = 1'-0" REF. SHEET A-11



DETAIL
SCALE: 3" = 1'-0" REF. SHEET A-11

EDLUND · DRITENBAS · BINKLEY
ARCHITECTS AND ASSOCIATES, P.A.
AR-AA 000086
65 ROYAL PALM POINT, SUITE "D"
VERO BEACH, FLORIDA 32960
PHONE: (772) 569-4320



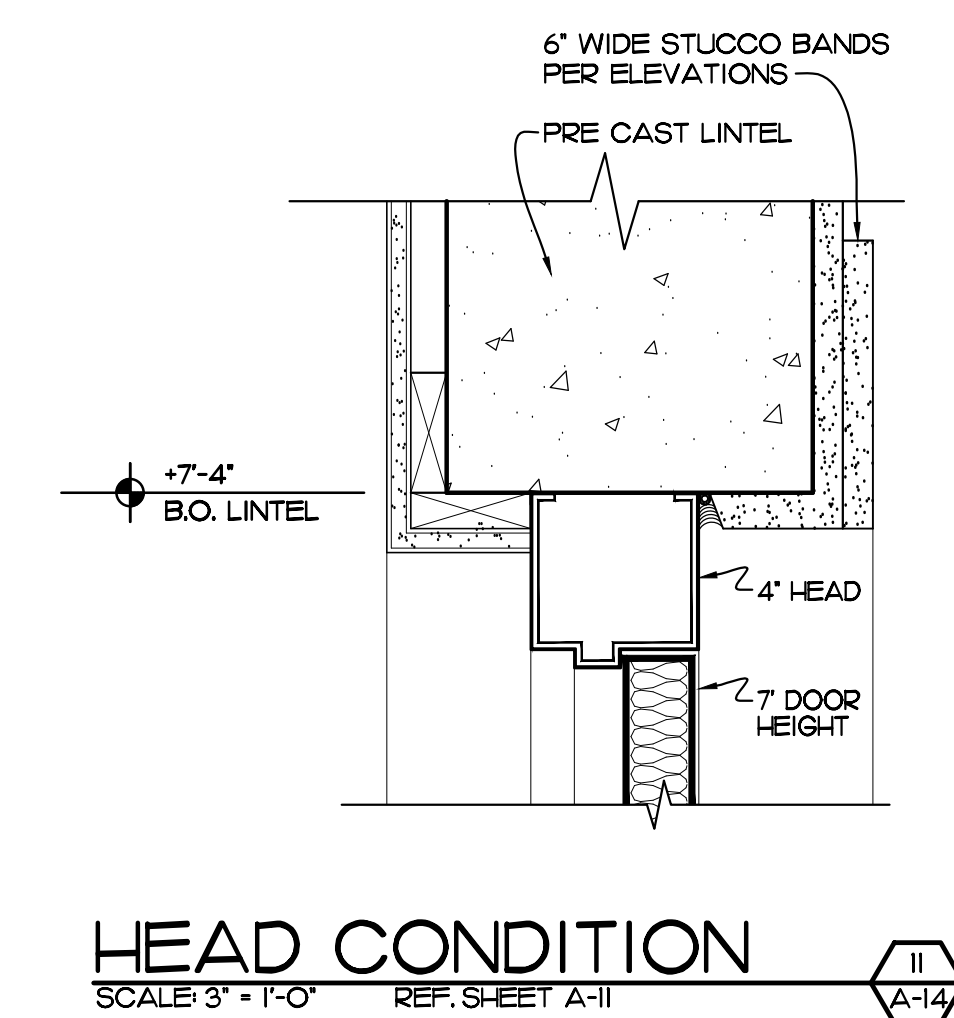
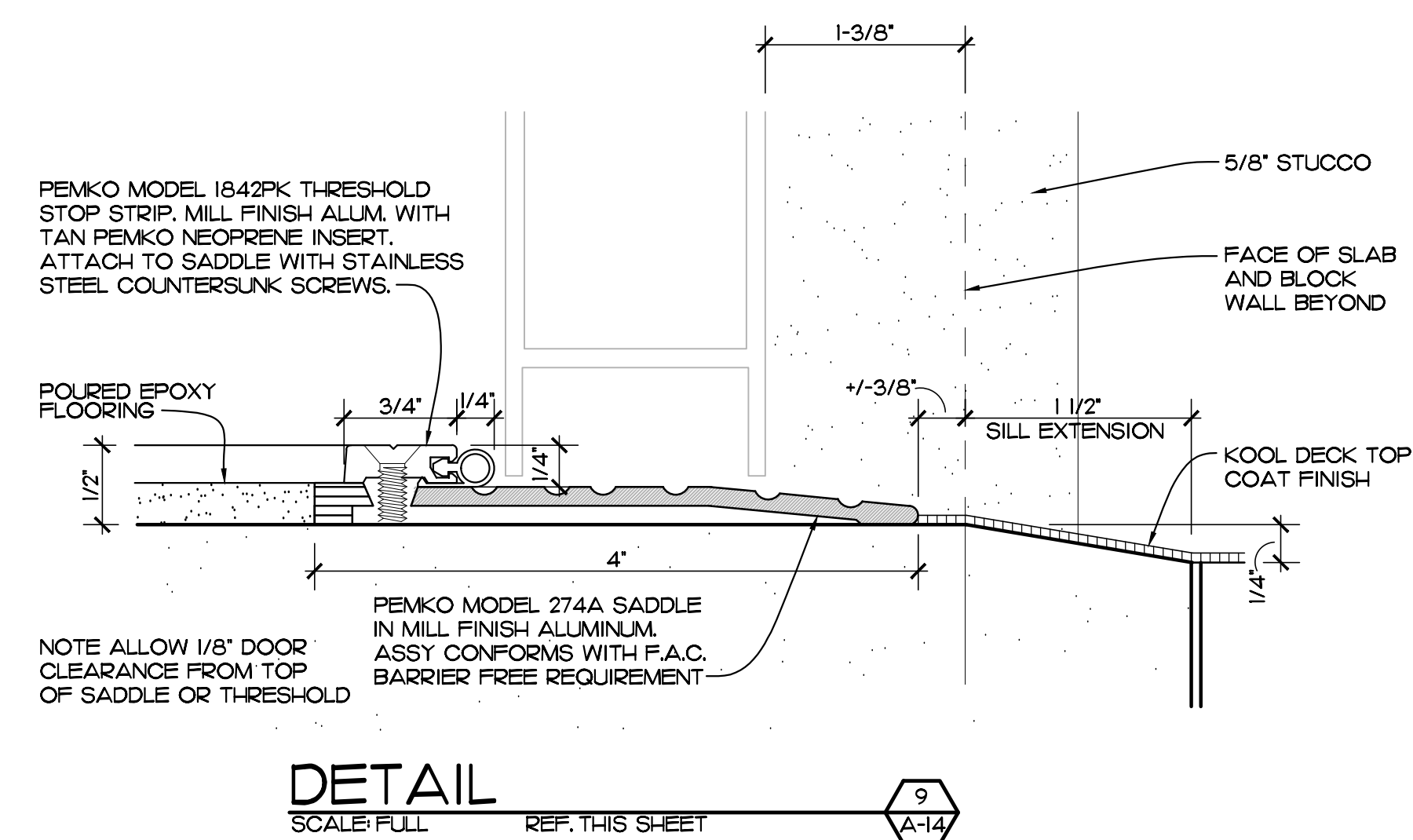
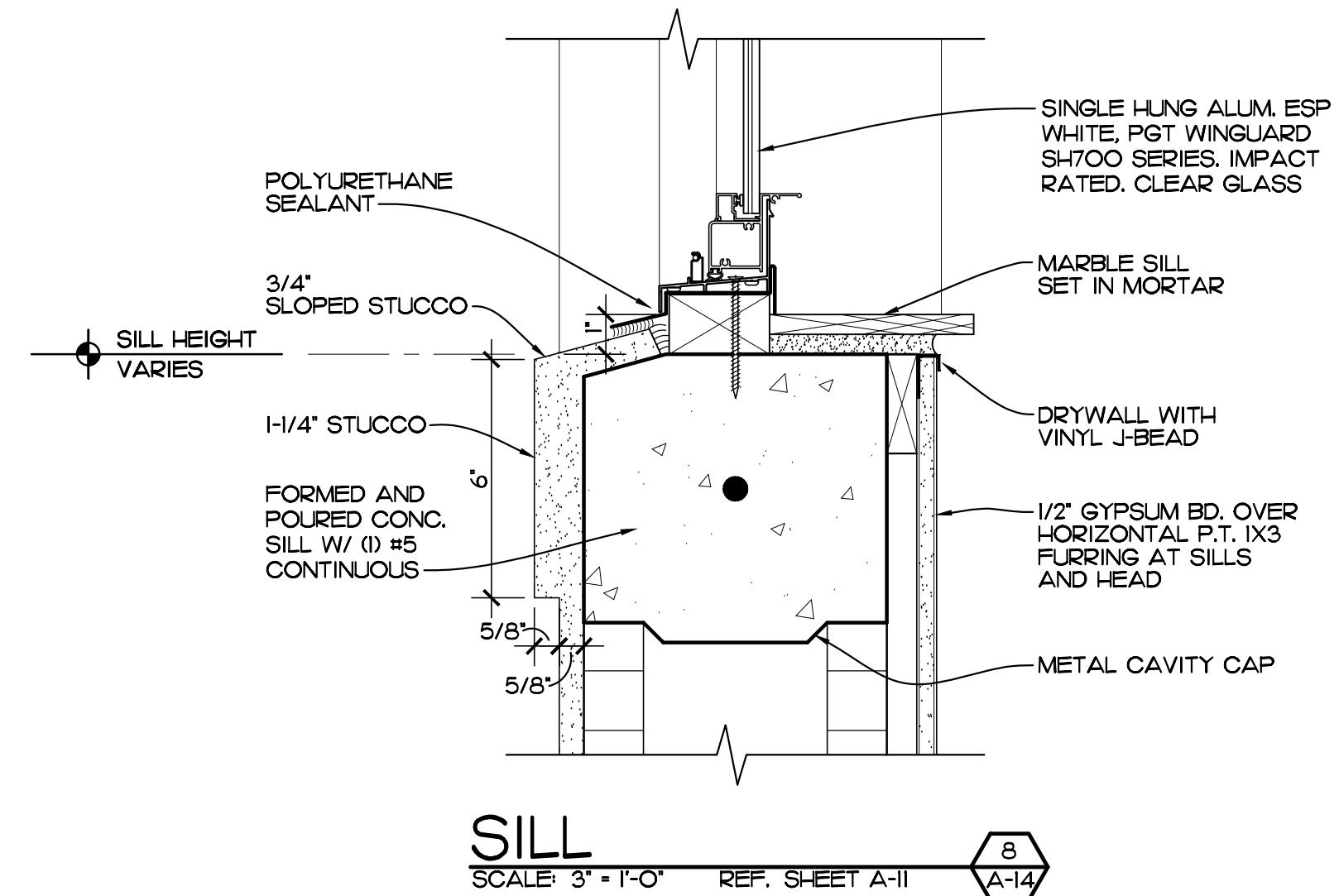
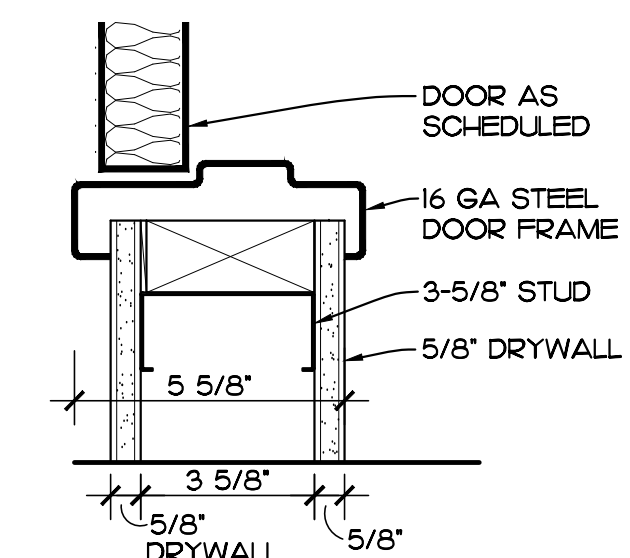
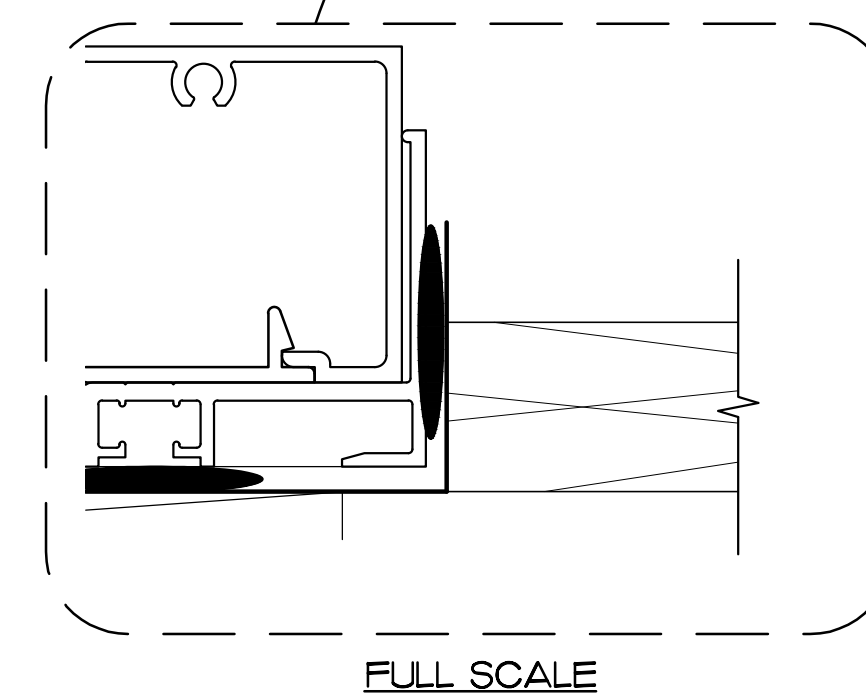
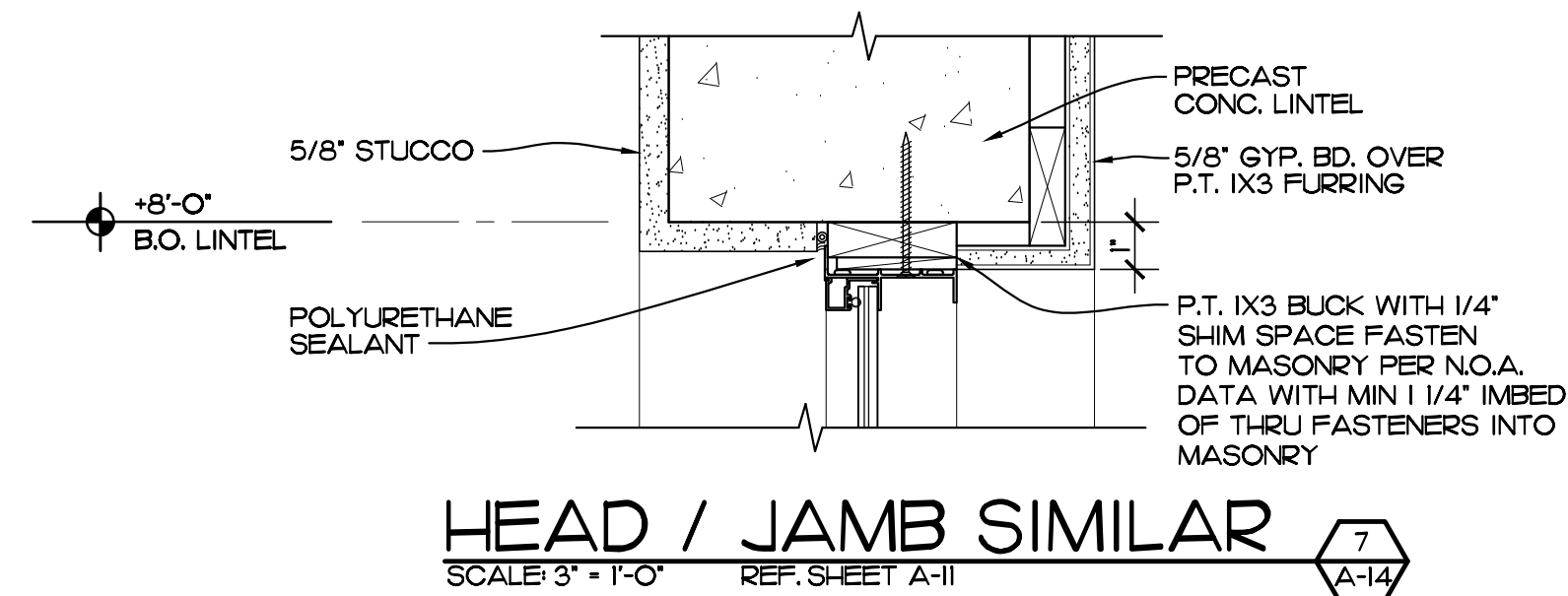
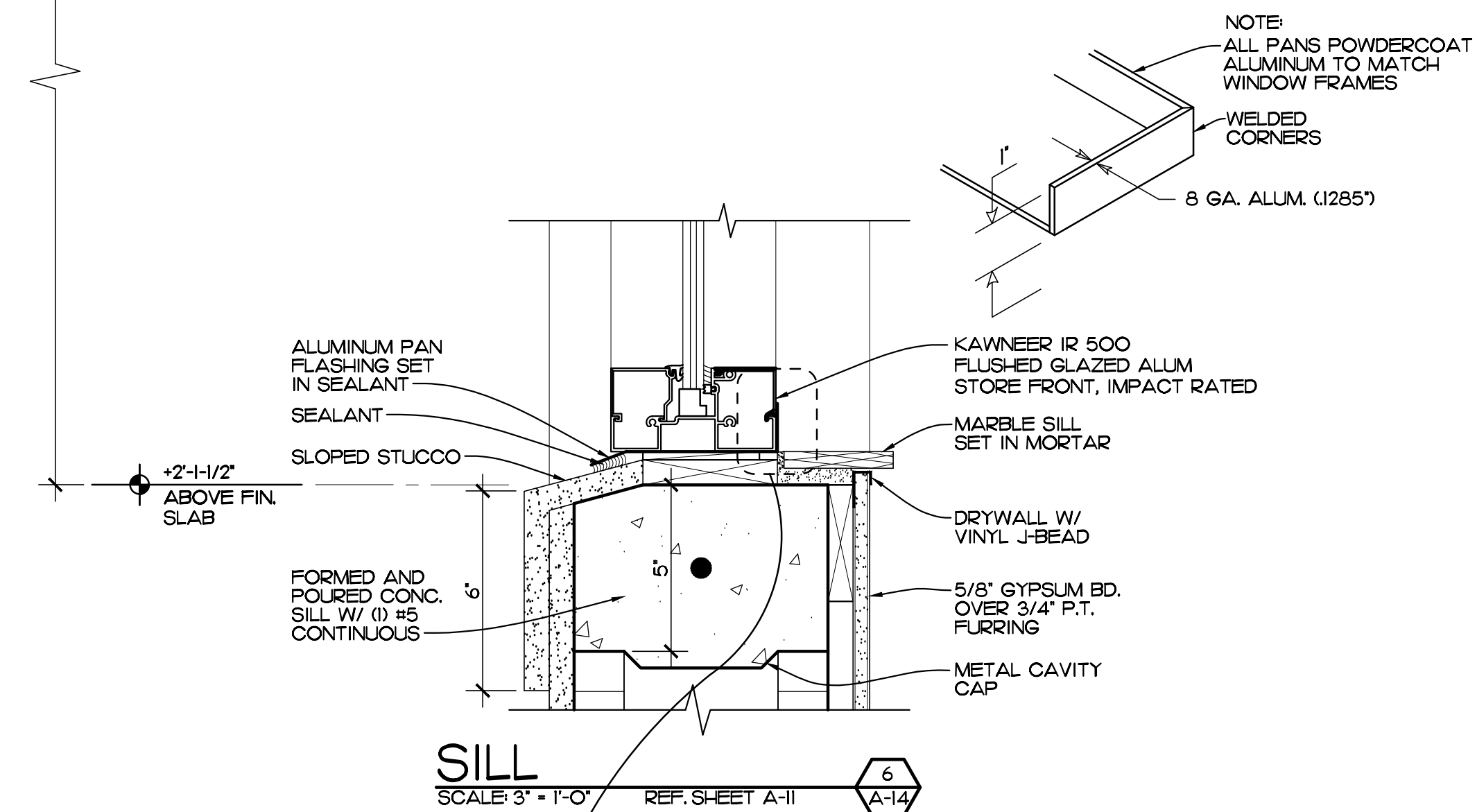
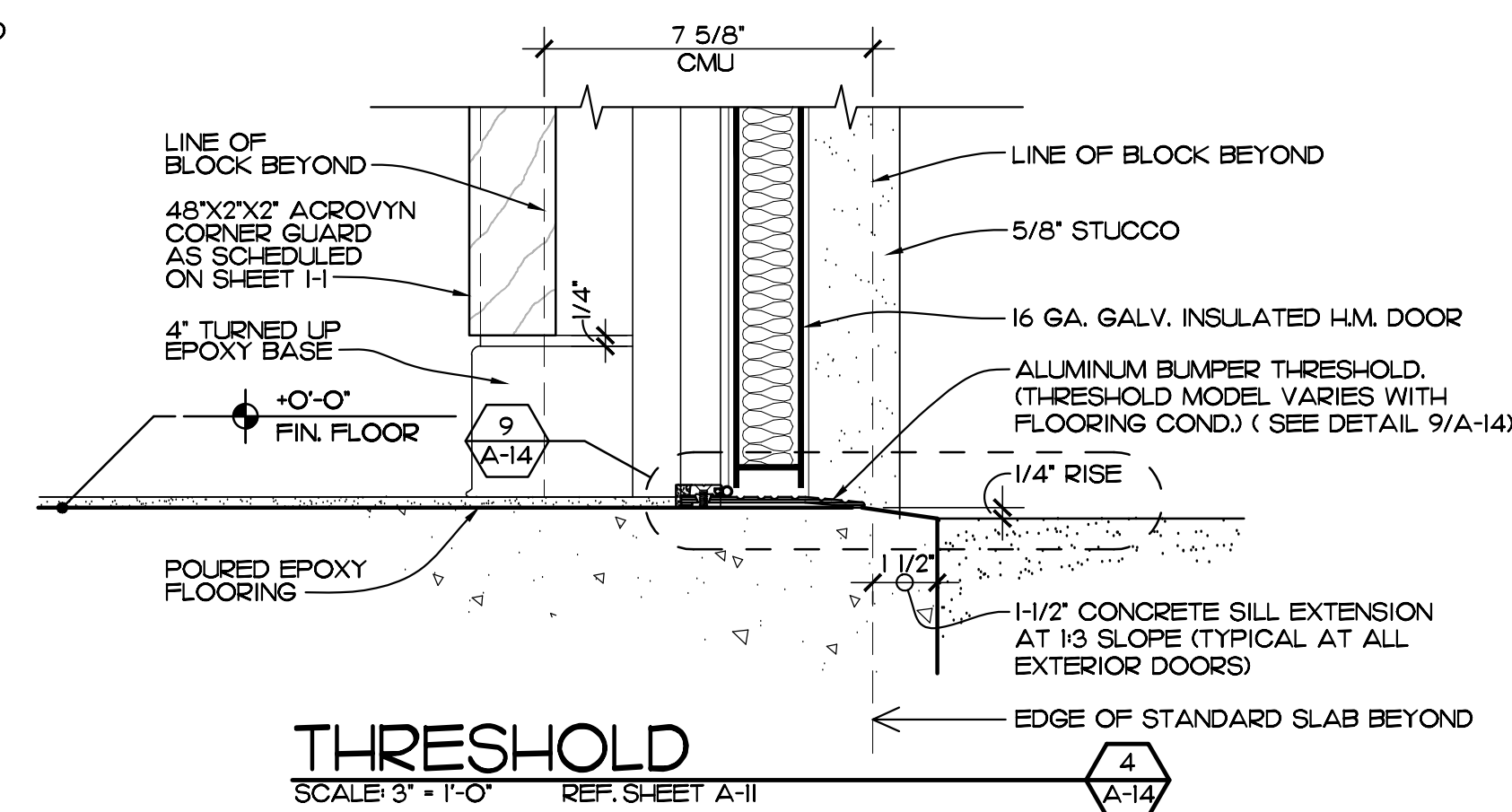
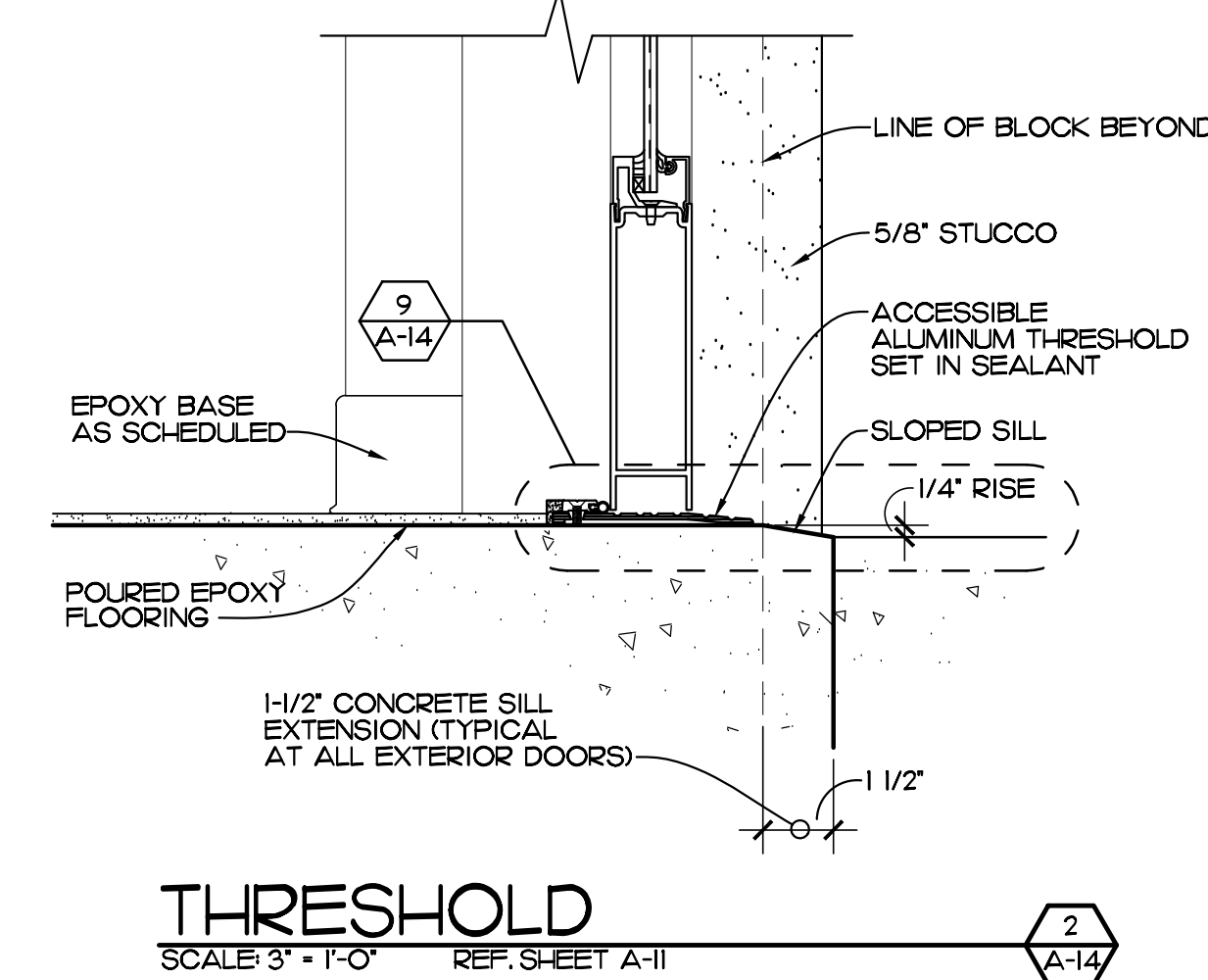
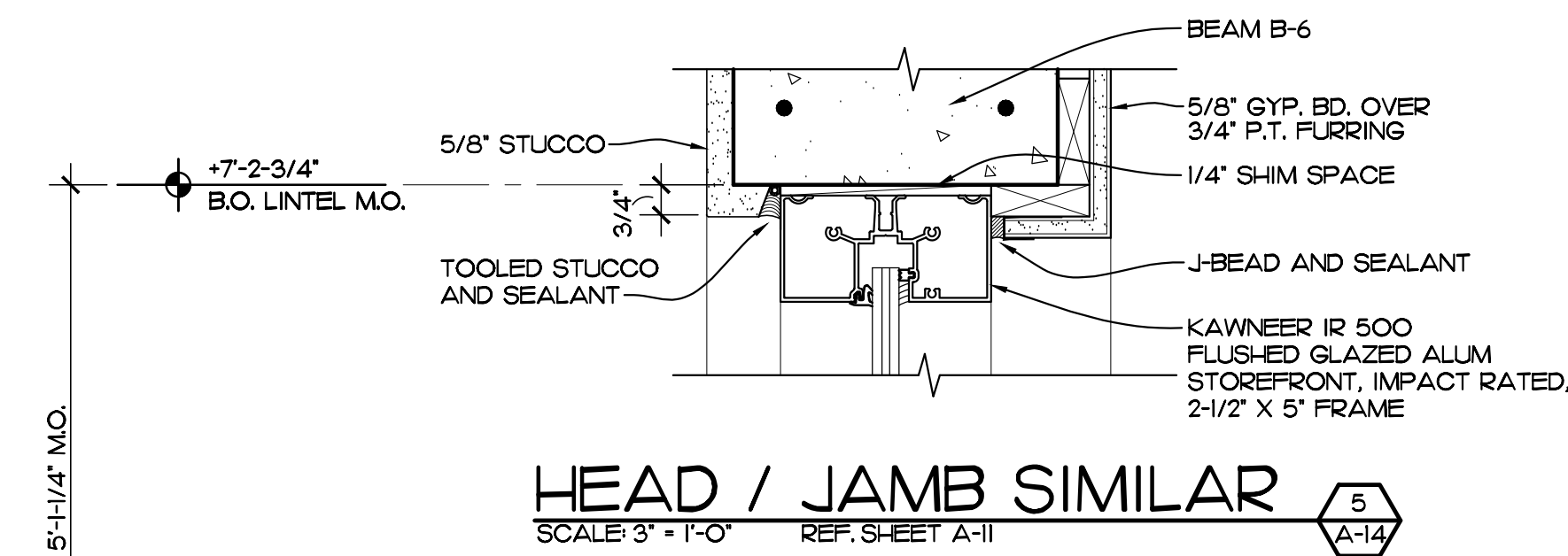
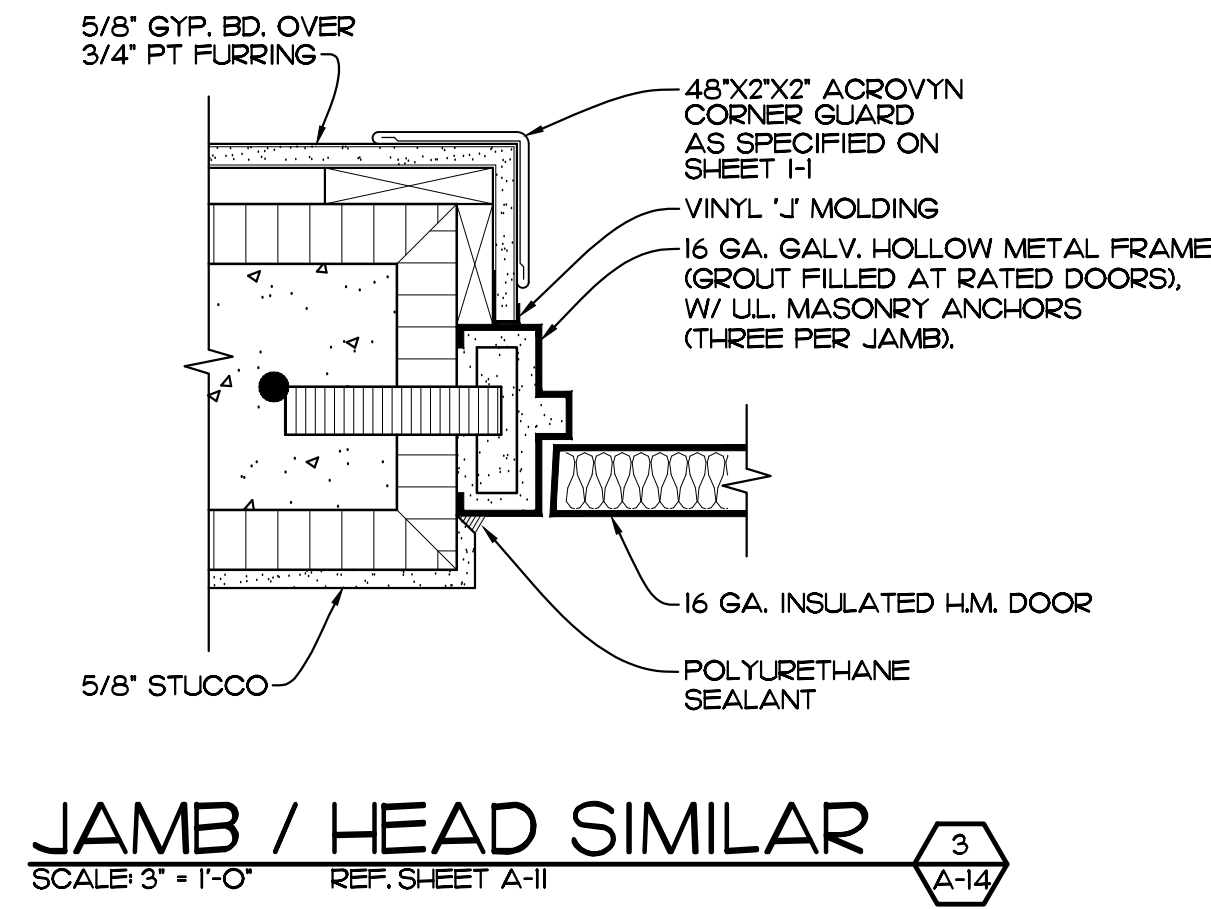
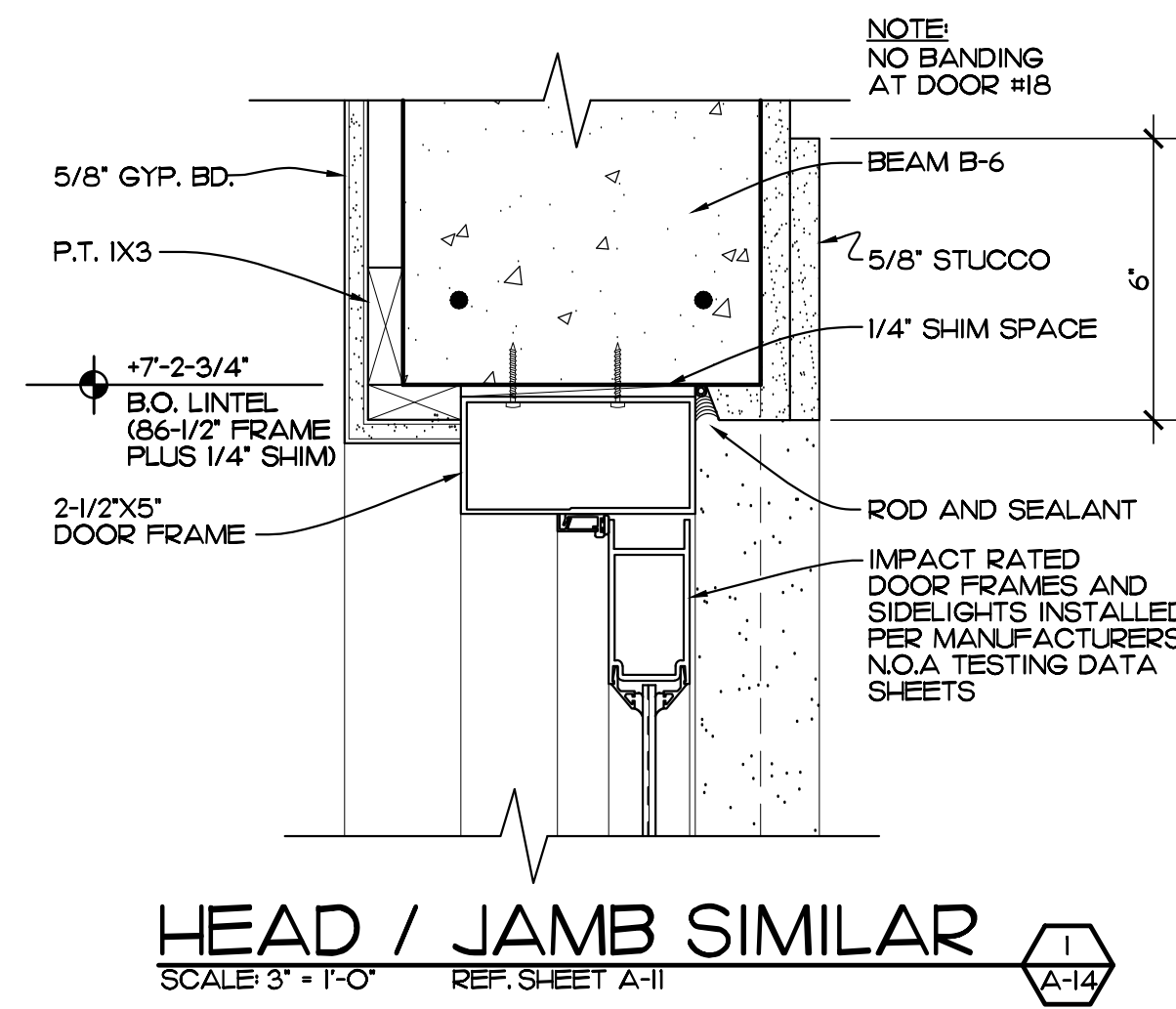
PROJECT: STATION #7
FOR: INDIAN RIVER COUNTY FIRE RESCUE/EMS
4225 43RD AVE
VERO BEACH, FL 32967

NO.	DATE	REVISIONS

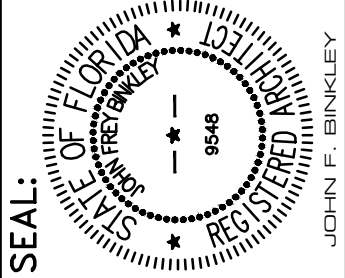

© AUG. '23. THESE PLANS AND THE INFORMATION SHOWN HEREIN ARE THE PROPERTY OF EDLUND DRITENBAS BINKLEY ARCHITECTS, P.A. AND REPRODUCTION, DISSEMINATION OR USE THEREOF IN WHOLE OR IN PART IS EXPRESSLY PROHIBITED WITHOUT WRITTEN PERMISSION.

COMM. NO: 050219VB
DATE: 1 AUG. 2023
BY: JNR
CHKD: JFB

SHEET NO.
A-13
OF FOURTEEN



EDLUND · DRITENBAS · BINKLEY
ARCHITECTS AND ASSOCIATES, P.A.
AR-AA 000086
65 ROYAL PALM POINT, SUITE "D"
VERO BEACH, FLORIDA 32960
PHONE: (772) 569-4320



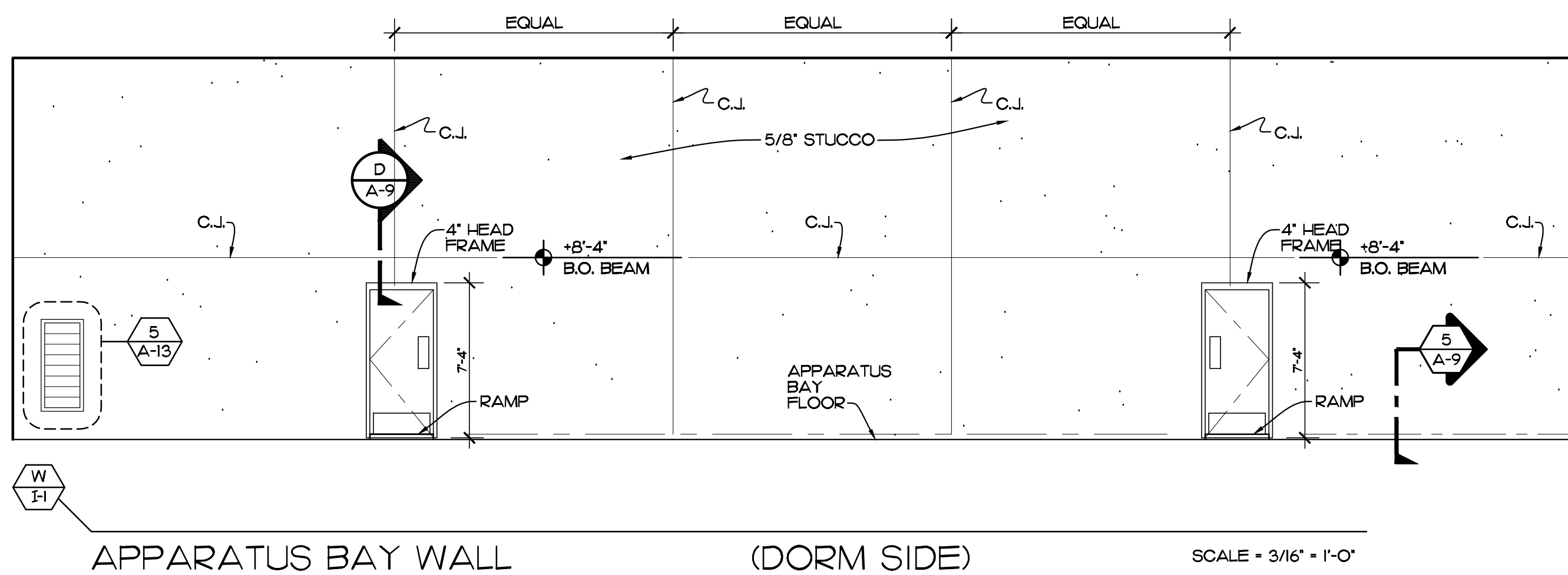
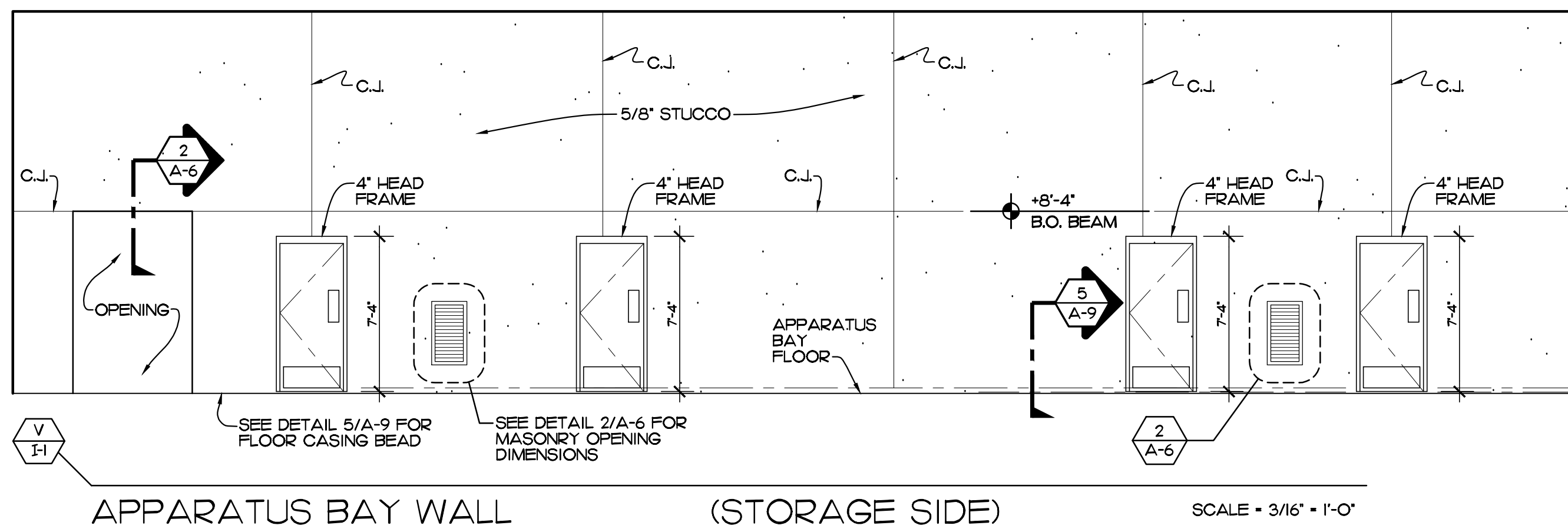
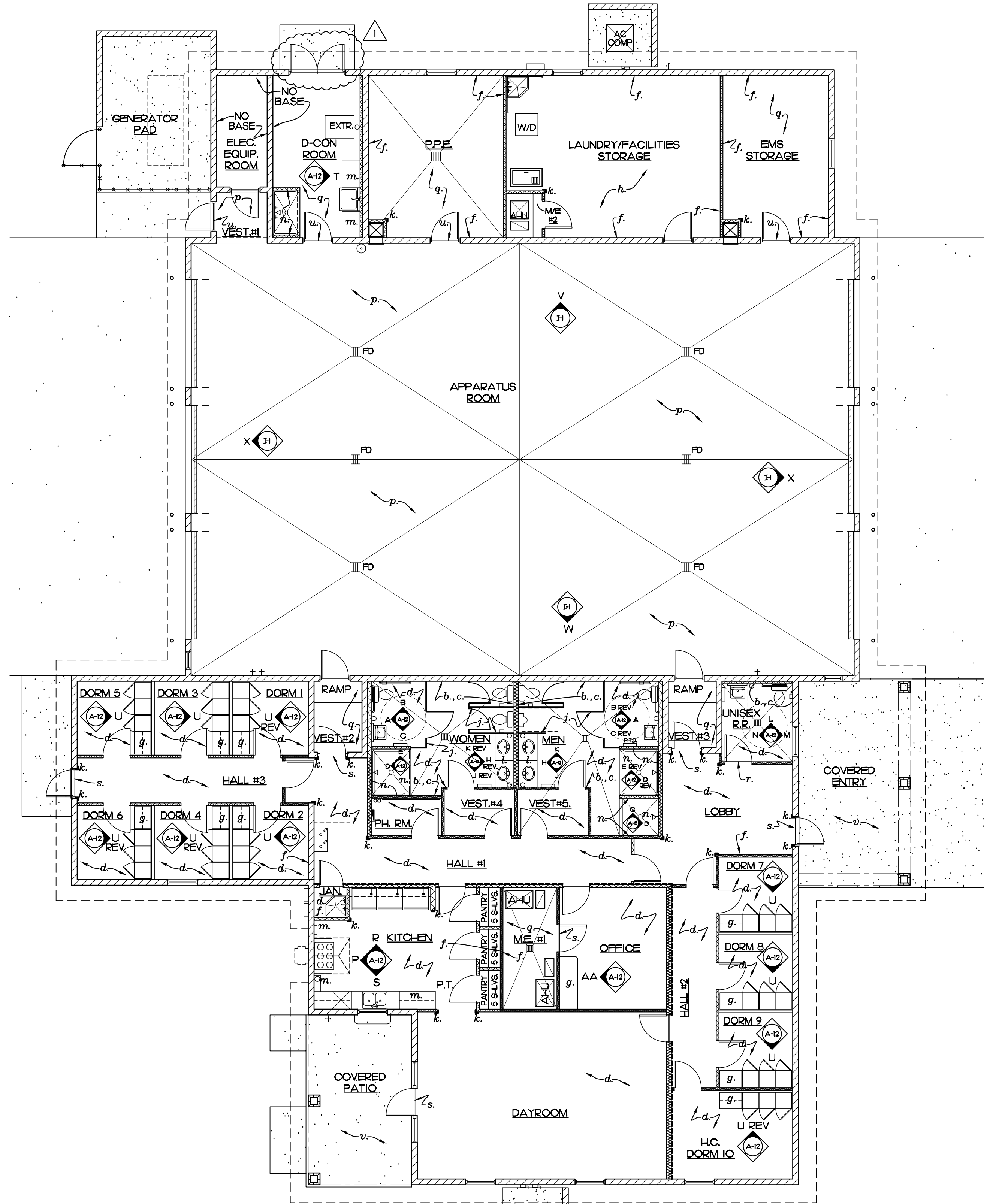
PROJECT: STATION #7
INDIAN RIVER COUNTY FIRE RESCUE/EMS
4225 43RD AVE
VERO BEACH, FL 32967

NO.	DATE	REVISIONS

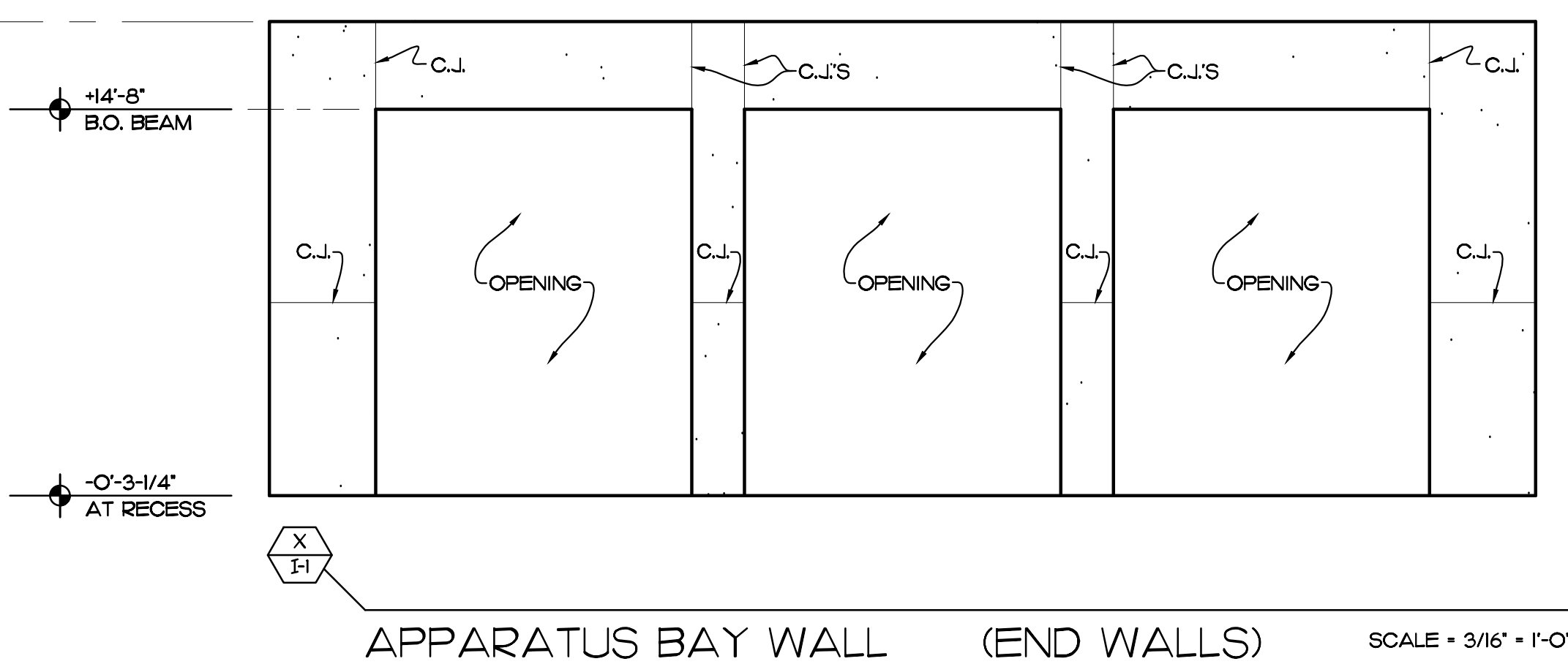
© AUG. '23. THESE PLANS AND THE INFORMATION SHOWN HEREIN ARE THE PROPERTY OF EDLUND DRITENBAS BINKLEY ARCHITECTS AND ASSOCIATES, P.A. AND REPRODUCTION, STORAGE OR USE THEREOF IN WHOLE OR IN PART IS EXPRESSLY PROHIBITED WITHOUT WRITTEN PERMISSION.
COMM. NO: 05029VB
DATE: 1 AUG. 2023
BY: JNR
CHK'D: JFB

SHEET NO.
A-14
OF FOURTEEN

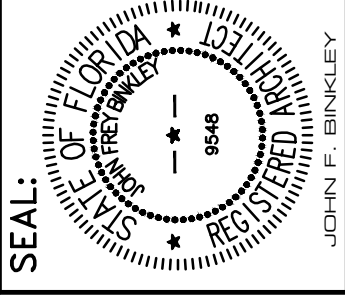

INTERIOR SCHEDULE	
I. (DELETED)	a. (DELETED)
II. CERAMIC TILE SEE ELEVATIONS SHEET A-12	b. (AT RESTROOM WALLS) c. FIELD TILE: DAL TILE 4X4 ICE GREY 1276 d. GRAPHIC TILE: DAL TILE 4X4 BIMINI BLUE 1223 e. GROUT COLOR TO BE WHITE
III. POURED EPOXY	d. POURED EPOXY W/4" TURNED UP EPOXY BASE e. DELETED
IV. VINYL BASE	f. MERCER 663 SKY GREY (ROLL STOCK ONLY)
V. PLASTIC LAMINATE	g. PIONITE FOLKSTONE GREY SG241 SUEDE (DESK W/ LOCKERS, VANITY FRONTS, BASE CABINETS, OFFICE DESK.
VI. RUBBER FLOORING (RUB.)	h. TUFLEX SPARTUS #913 (TUB)
VII. BATH-ROOM PARTITIONS	j. SANTANA SOLID PLASTIC: CANYON GRANITE
VIII. CEILING TILE SEE REFLECTED CEILING PLAN SHEET A-8 FOR LOCATIONS	TYPE I. ARMSTRONG 24"X24"X7/8" CIRRUS OPEN PLAN 556, CLASS A WITH 15/16" ANGLED TEGULAR EDGE PROFILE. GRID - 15/16" PRELUDE. COLOR - WHITE. TYPE II. ARMSTRONG 24"X24"X5/8" 607 CERAMIGUARD FINE FISSURED PERFORATED WITH WITH 15/16" SQUARE LAY-IN EDGE PROFILE. GRID - 15/16" AL PRELUDE PLUS XL. COLOR - WHITE.
IX. CORNER GUARDS	k. 90 DEGREE CORNER GUARDS - ACRYVYN SSM - 10/20, 2"X2"X48" LING IN ALMOND COLOR. INSTALL FROM 1/4" ABOVE VINYL BASE TO 52-1/4" AFF.
X. BATROOM VANITY TOPS	l. WHITE CULTURED MARBLE WITH INTEGRAL BOWL SINK.
XI. KITCHEN / WORKROOM TOPS	m. STAINLESS STEEL WITH STAINLESS STEEL BACK SPLASH.
XII. WOOD DOORS	n. SOLID CORE WOOD WITH BIRCH VENEER WITH CLEAR SATIN POLYURETHANE FINISH.
XIII. SHOWER WALLS	o. SINGLE PIECE WHITE CULTURED MARBLE OVER 1/2" CEMENT BACKER BOARD ON WALLS, AND FULL CAST CULTURED MARBLE PAN ASSEMBLY.
XIV. CONCRETE FLOORS	p. TROWEL FINISH CONCRETE WITH TWO COATS OF CLEAR EPOXY OVER EPOXY PAINT WITH GRIT FLECKS ADDED. q. CONCRETE STAIN COLOR TO BE SELECTED BY OWNER AND ARCHITECT.
XV. TRANSITION CONDITIONS AT DOOR OPENINGS	r. (DELETED) s. METAL TRANSITION SADDLE THRESHOLD BY PENKO. t. (DELETED) u. METAL ADATH-RESHOLD BY PENKO.
XVI. APPLIED FLOOR FINISHES	v. KOOL DECK OR EQUAL VINYL ACRYLIC TOP COAT ON FINISH CONCRETE SLAB, COLOR SELECTED BY OWNER.



INTERIORS PLAN
SCALE: 1/8" = 1'-0"



EDLUND · DRITENBAS · BINKLEY
ARCHITECTS AND ASSOCIATES, P.A.
AR-AA 000886
65 ROYAL PALM POINTE, SUITE "D"
VERO BEACH, FLORIDA 32960
PHONE: (772) 569-4320



PROJECT: STATION #7
FOR: INDIAN RIVER COUNTY FIRE RESCUE/EMS
4225 43RD AVE
VERO BEACH, FL 32967

NO.	DATE	REVISIONS
1	15AUG23	REVISED PER BLDG DEPT COMMENTS
		JNR

© AUG. '23. THESE PLANS AND THE INFORMATION SHOWN HEREIN ARE THE PROPERTY OF EDLUND DRITENBAS BINKLEY ARCHITECTS AND ASSOCIATES, P.A. AND REPRODUCTION, DISSEMINATION OR USE THEREOF IN WHOLE OR IN PART IS EXPRESSLY PROHIBITED WITHOUT WRITTEN PERMISSION.

COMM. NO: 050219VB
DATE: 1 AUG. 2023
BY: JNR
CHK'D: JFB

SHEET NO.
I-1
OF ONE

LIFE SAFETY DATA:

SITE LOCATED IN THE CITY OF FELLSMERE, FLORIDA
 PROJECT: CONSTRUCTION OF FIRE STATION #7 REPLACEMENT
 REVIEW AGENCY: CITY OF FELLSMERE BUILDING DEPARTMENT
 FIRE CODE REVIEW: INDIAN RIVER COUNTY FIRE PREVENTION BUREAU

APPLICABLE CODES:

- A. FLORIDA BUILDING CODE 2020 SEVENTH EDITION
- B. ACCESSIBILITY CODE FBC 2020 SEVENTH EDITION
- C. NFPA 101, 2018 6TH EDITION LIFE SAFETY CODE
- D. FLORIDA MECHANICAL CODE, FBC 2020 SEVENTH EDITION
- E. FLORIDA PLUMBING CODE, FBC 2020 SEVENTH EDITION
- F. NATIONAL ELECTRICAL CODE 2017 EDITION
- G. ENERGY CONSERVATION CODE FBC 2020 SEVENTH EDITION

BUILDING DATA:

PROJECT CONSISTS OF (1) ONE SINGLE STORY BUILDING (FOR THE PURPOSES OF A FIRE STATION) - 9540 SF, UNDER ROOF MASONRY BUILDING WITH WOOD TRUSSES

LIFE SAFETY REVIEW:

BUILDING OCCUPANCY CLASSIFICATION:

OCCUPANCY TYPE - SEPARATED OCCUPANCIES FBC TABLE 508.4 (1 HR. SEPARATION REQUIRED)
 R-2-NEW DORMITORIES, NFPA 101/28, AREA= 2,355 SF
 B-NEW BUSINESS, NFPA 101 CHAPTER 38, AREA= 1,130 SF
 S-1-NEW STORAGE, NFPA 101 CHAPTER 42 ORDINARY HAZARD, AREA= 4,995 SF
 FULLY SPRINKLERED IN ACCORDANCE WITH FBC 903 AND NFPA 1, 13.3.2.3.

CONSTRUCTION TYPE:

TYPE III B (PROTECTED, SPRINKLERED) FBC TABLE 602.3

ALLOWABLE HEIGHT: FBC TABLE 504.3.A

TYPE III, B, R, ALLOWABLE HEIGHT 75 FT. ACTUAL HEIGHT 30 FT. (OK)

ALLOWABLE AREA: FBC TABLE 506.2

R-2, S-1, B ALLOWABLE AREA 64,000 SQ. FT. ACTUAL AREA 9,035 SQ. FT. (OK)

OCCUPANCY SEPARATION:

R-2, S-1, AND B PER TABLE 508.4 FBC IS 1 HOUR SEPARATION (SEE SECTION 406.1 FOR GARAGES)
 COMMENT: THE MASONRY WALLS SEPARATING THE R-2 OCCUPANCY FROM THE S-1 OCCUPANCY IS A ONE HOUR ASSEMBLY WITH 45 MINUTE DOORS AND FRAMES, LATCHES AND CLOSERS.
 ALL PENETRATIONS THROUGH THIS ASSEMBLY ARE PER FBC SECTION 714.

TOTAL OCCUPANTS AND MINIMUM NUMBER OF EXITS:

FBC TABLE 1004.5 AND FBC TABLE 1006.2.3
 R-2-NEW DORMITORY, 1/50 S.F. PER OCCUPANT (1,132 SF DORM AREAS/50 = 23 PEOPLE)
 S-1-NEW STORAGE, 300 GROSS S.F. PER OCCUPANT (4,995 SF/300 = 17 PEOPLE)
 B-NEW BUSINESS, 1 PER 150 GROSS S.F. PER OCCUPANT (1,130 SF/150 = 8 PEOPLE)
48 TOTAL OCCUPANTS

FBC TABLE 1006.3.2 MINIMUM NUMBER OF EXITS 1=500 OCCUPANTS 2 EXITS MINIMUM REQUIRED
 EGRESS WIDTH PROVIDED 3'1" DOORS/2' ALLOWS 180 PEOPLE, FBC 1006.1.
 TOTAL EXIT DOORS PROVIDED (4) FOUR (W/ APPARATUS BAY DOORS OPEN) AND THREE (3) WITH OH. DOORS CLOSED, OK FOR S-1 AND R-2 OCCUPANCIES.

EXIT ACCESS TRAVEL DISTANCE:

R-2, 250 FEET WITH SPRINKLERED BUILDING, FBC TABLE 1017.2
 S-1, 400 FEET WITH SPRINKLERED BUILDING, FBC TABLE 1017.2
 B, 250 FEET WITH SPRINKLERED BUILDING, FBC TABLE 1017.2
 MAXIMUM TRAVEL DISTANCE PROPOSED EATD IS 114 FEET (OK).
ROOF ASSEMBLY:

TYPE III, B, FBC TABLE 1505.1 ALLOWS TYPE 'C' MINIMUM ROOF COVERING CLASSIFICATION.

FIRE RESISTANCE RATING REQUIREMENTS FOR BUILDING ELEMENTS:

TYPE III, B, ALL COMPONENTS (0) ZERO HOURS, FBC TABLE 601, EXCEPT EXTERIOR BEARING WALLS MUST HAVE A TWO HOUR RATING.

FIRE RESISTANCE RATING REQUIREMENTS FOR EXTERIOR WALLS BASED ON FIRE SEPARATION DISTANCE:

TYPE III, B, GREATER THAN OR EQUAL TO 30 FEET, THEREFORE (0) ZERO HOURS, FBC 2020 SEVENTH EDITION TABLE 602.

DRAFTSTOPPING IN ATTICS:

FBC 718.4.3 (EXCEPTION) DRAFTSTOPPING IS NOT REQUIRED IN BUILDINGS EQUIPPED THROUGHOUT WITH AN AUTOMATIC SPRINKLER SYSTEM IN ACCORDANCE WITH SECTION 903.3.1.1.

KITCHEN HOOD:

FBC 2020 MECHANICAL SEVENTH EDITION SECTION 507.2, TYPE I HOOD SHALL BE INSTALLED WHERE COOKING APPLIANCES PRODUCE GREASE OR SMOKE AS A RESULT OF THE COOKING PROCESS.

FBC 1007.1 EXIT AND EXIT ACCESS DOORWAY CONFIGURATION WHERE A BUILDING IS EQUIPPED WITH AN AUTOMATIC SPRINKLER SYSTEM IN ACCORDANCE WITH 1007.1.1 THE SEPARATION DISTANCE SHALL BE NOT LESS THAN ONE THIRD OF THE LENGTH OF THE MAXIMUM OVERALL DIAGONAL DIMENSION OF THE AREA SERVED
 DIAGONAL DISTANCE 139 FT. / 3 = 46 FT. MAXIMUM EXIT SEPARATION - 80 FT. PROVIDED - COMPLIES

FIRE CODE ANALYSIS: FLORIDA FIRE PREVENTION CODE 7TH EDITION (2018)

TYPE OF CONSTRUCTION TYPE III B / III (200)
 TOTAL SQUARE FEET: 2,355 SF
 NUMBER OF STORIES: 1
 FIRE RATING SEPARATION OF OCCUPANCIES: FIRE RATING 1 HRS BETWEEN OCCUPANCY TYPES (SPRINKLER) (SEE SHEET LS-1)
 OCCUPANCY TYPE: NEW DORMITORY NFPA 101/28
 MEANS OF EGRESS COMPONENTS: DOOR SCHEDULE INCLUDE RATED DOORS (SEE SHT A-1)
 STAIRS, ENCLOSURE AND PROTECTION STAIRS, HANDRAILS, GUARDRAILS, AND RAMPS: N/A
 OCCUPANT LOAD: 16+
 CAPACITY OF MEANS OF EGRESS: 180 OCC.
 NUMBER OF EGRESS: 2
 ARRANGEMENT OF MEANS OF EGRESS: N/A
 TRAVEL DISTANCE TO EXIT: 125FT TO THE CORRIDOR AND 200FT FROM CORRIDOR TO EXIT/ 108FT
 COMMON PATH: 50 FT/ 20FT
 DEAD-END CORRIDOR: N/A
 INTERIOR FINISHES: EXIT ENCLOSURES-CLASS A, LOBBIES AND CORRIDORS-CLASS A OR CLASS B, OTHER SPACES-CLASS A, CLASS B, OR CLASS C
 ILLUMINATION OF MEANS OF EGRESS: SEE SHEET E-2
 EMERGENCY LIGHTING: SEE SHEET E-2
 MARKING OF MEANS OF EGRESS: SEE SHEET E-2
 DETECTION, ALARM, AND COMMUNICATION SYSTEM: SEPARATE PERMIT REQUIRED
 EXTINGUISHMENT REQUIREMENTS: PORTABLE FIRE EXTINGUISHERS AND SEPARATE PERMIT (SEE SHT A-3)
 SMOKE DUCTS DETECTORS: PROVIDED
 FIRE DAMPERS: PROVIDED

FIRE CODE ANALYSIS: FLORIDA FIRE PREVENTION CODE 7TH EDITION (2018)

TYPE OF CONSTRUCTION TYPE III B
 TOTAL SQUARE FEET: 1,130 SF
 NUMBER OF STORIES: 1
 FIRE RATING SEPARATION OF OCCUPANCIES: FIRE RATING 1 HRS BETWEEN OCCUPANCY TYPES (SPRINKLER) (SEE SHT LS-1)
 OCCUPANCY TYPE: NEW BUSINESS NFPA 101 CHAPTER 38
 MEANS OF EGRESS COMPONENTS: DOOR SCHEDULE INCLUDE RATED DOORS (SEE SHT A-1)
 STAIRS, ENCLOSURE AND PROTECTION STAIRS, HANDRAILS, GUARDRAILS, AND RAMPS: N/A
 OCCUPANT LOAD: NFPA 101/7.3.1.2 CHART (1 PERSON / 150 SF, 1,130 SF / 150 = 8 OCCUPANTS)
 CAPACITY OF MEANS OF EGRESS: 180 OCC.
 NUMBER OF EGRESS: 1 PER NFPA 101/38.2.4.3
 ARRANGEMENT OF MEANS OF EGRESS: N/A
 TRAVEL DISTANCE TO EXIT: 300FT/ 25FT
 COMMON PATH: N/A
 DEAD-END CORRIDOR: N/A
 INTERIOR FINISHES: CLASS A, OR CLASS B IN EXITS AND EXIT ACCESS CORRIDOR, CLASS C IN OTHER AREAS
 ILLUMINATION OF MEANS OF EGRESS: SEE SHEET E-2
 EMERGENCY LIGHTING: SEE SHEET E-2
 MARKING OF MEANS OF EGRESS: SEE SHEET E-2
 DETECTION, ALARM, AND COMMUNICATION SYSTEM: SEPARATE PERMIT
 EXTINGUISHMENT REQUIREMENTS: PORTABLE FIRE EXTINGUISHERS AND SEPARATE PERMIT (SEE SHT A-3)
 SMOKE DUCTS DETECTORS: PROVIDED
 FIRE DAMPERS: PROVIDED

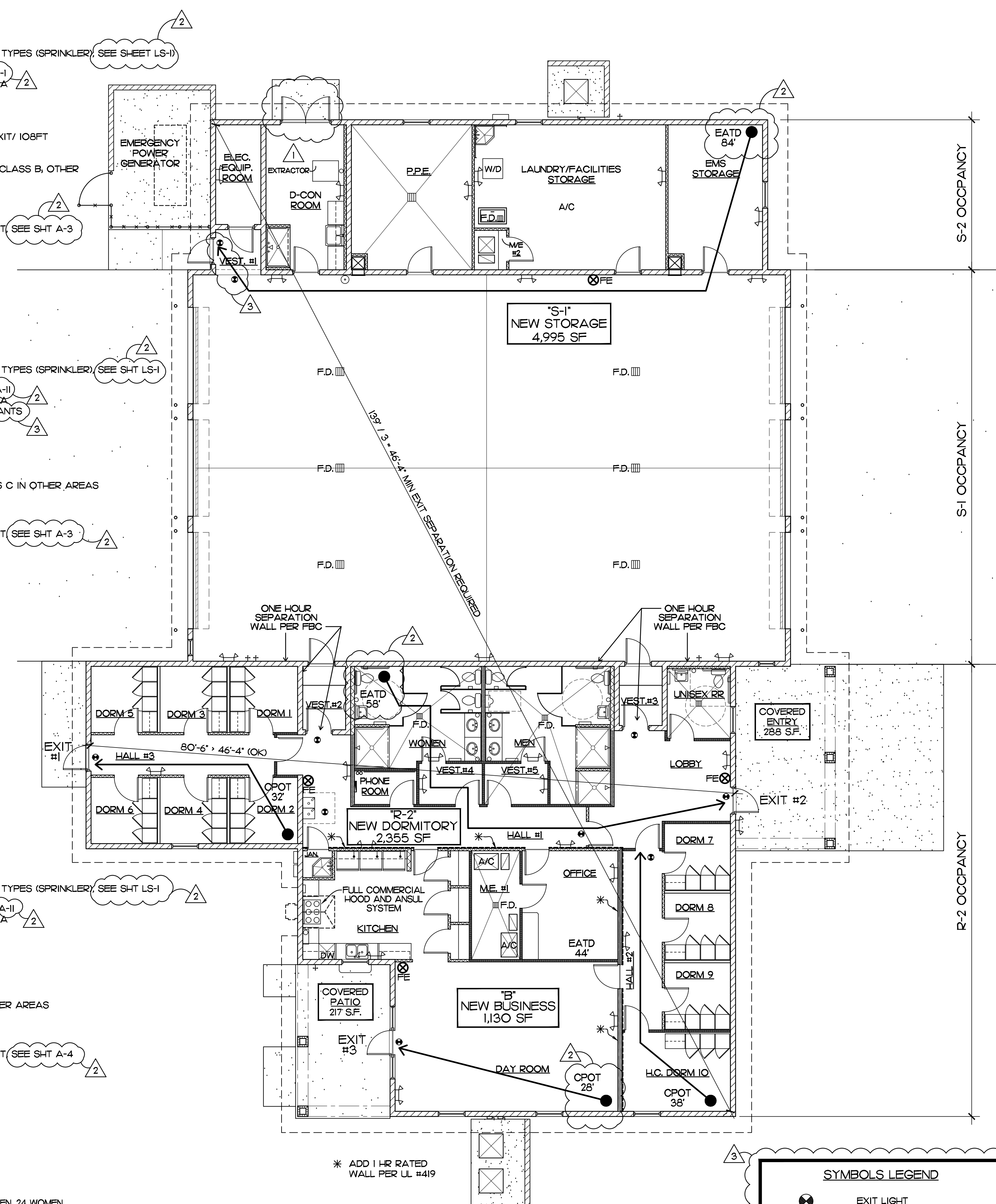
FIRE CODE ANALYSIS: FLORIDA FIRE PREVENTION CODE 7TH EDITION (2018)

TYPE OF CONSTRUCTION TYPE III B
 TOTAL SQUARE FEET: 4,995 SF
 NUMBER OF STORIES: 1
 FIRE RATING SEPARATION OF OCCUPANCIES: FIRE RATING 1 HRS BETWEEN OCCUPANCY TYPES (SPRINKLER) (SEE SHT LS-1)
 OCCUPANCY TYPE: NEW STORAGE NFPA 101 CHAPTER 42 ORDINARY HAZARD
 MEANS OF EGRESS COMPONENTS: DOOR SCHEDULE INCLUDE RATED DOORS (SEE SHT A-1)
 STAIRS, ENCLOSURE AND PROTECTION STAIRS, HANDRAILS, GUARDRAILS, AND RAMPS: N/A
 OCCUPANT LOAD: N/A
 CAPACITY OF MEANS OF EGRESS: 180 OCC.
 NUMBER OF EGRESS: (1 PER NFPA 101/42.2.4.1 (3) MUST BE A MAN DOOR)
 ARRANGEMENT OF MEANS OF EGRESS: N/A
 TRAVEL DISTANCE TO EXIT: 400FT/182FT
 COMMON PATH: N/A
 DEAD-END CORRIDOR: N/A
 INTERIOR FINISHES: CLASS A, OR CLASS B IN EXIT ENCLOSURE: CLASS A, B, OR C IN OTHER AREAS
 ILLUMINATION OF MEANS OF EGRESS: SEE SHEET E-2
 EMERGENCY LIGHTING: SEE SHEET E-2
 MARKING OF MEANS OF EGRESS: SEE SHEET E-2
 DETECTION, ALARM, AND COMMUNICATION SYSTEM: SEPARATE PERMIT
 EXTINGUISHMENT REQUIREMENTS: PORTABLE FIRE EXTINGUISHERS AND SEPARATE PERMIT (SEE SHT A-4)
 SMOKE DUCTS DETECTORS: PROVIDED
 FIRE DAMPERS: PROVIDED

FBC PLUMBING TABLE 403.1

PLUMBING FIXTURE CALCULATIONS BASED ON 48 OCCUPANTS - 24 MEN, 24 WOMEN

	WATER CLOSETS 1 PER 10		LAVATORIES 1 PER 10		SHOWERS (BASED UPON 7 OCCUPANTS PER SHIFT)		DRINKING FOUNTAIN 1 PER 1000	SERVICE SINK 1 REQUIRED
	MEN	WOMEN	MEN	WOMEN	MEN	WOMEN		
REQUIRED	24 ÷ 10 = 2.4 3	24 ÷ 10 = 2.4 3	24 ÷ 10 = 2.4 3	24 ÷ 10 = 2.4 3	4 ÷ 8 = 0.5 1	4 ÷ 8 = 0.5 1	1	1
PROVIDED	2 + 1 WC 3	1 URINAL 3	3	3	2	1	1	2



LIFE SAFETY PLAN (FULLY SPRINKLERED)
 SCALE: 1/8" = 1'-0"

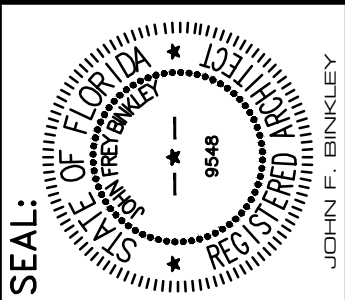

SYMBOLS LEGEND

- ⊙ EXIT LIGHT
- ⚡ EMERGENCY LIGHT W/BATTERY BACKUP
- ⊗ FE WALL MOUNTED FIRE EXTINGUISHER

BUILDING AREA

LIVING AND OFFICE AREA	3,483 SF.
STORAGE AND WORK AREA	1,347 SF.
APPARATUS ROOM	3,700 SF.
COVERED AREA	505 SF.
TOTAL UNDER ROOF	9,035 SF.

EDLUND · DRITENBAS · BINKLEY
 ARCHITECTS AND ASSOCIATES, P.A.
 AR-AA 000886
 65 ROYAL PALM POINTE, SUITE "D"
 VERO BEACH, FLORIDA 32986
 PHONE: (772) 569-4320



PROJECT: STATION #7
 FOR: INDIAN RIVER COUNTY FIRE RESCUE/EMS
 4225 43RD AVE
 VERO BEACH, FL 32967

NO.	DATE	REVISIONS
1	05SEP23	FIRE PREVENTION COMMENTS
2	22AUG23	FIRE PREVENTION COMMENTS
3	15AUG23	REVISED PER BLDG DEPT COMMENTS

COMM. NO: 050219VB
 DATE: 1 AUG. 2023
 BY: JNR-JNR
 CH: JWB-JWB
 SHEET NO.
LS-1
 OF ONE