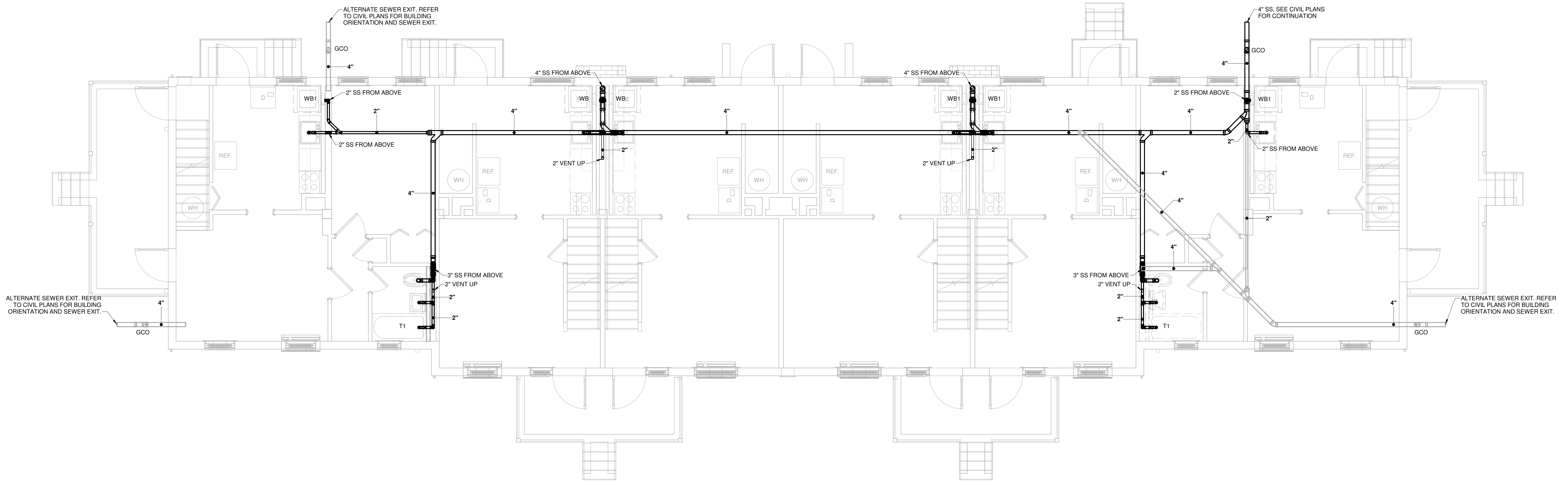


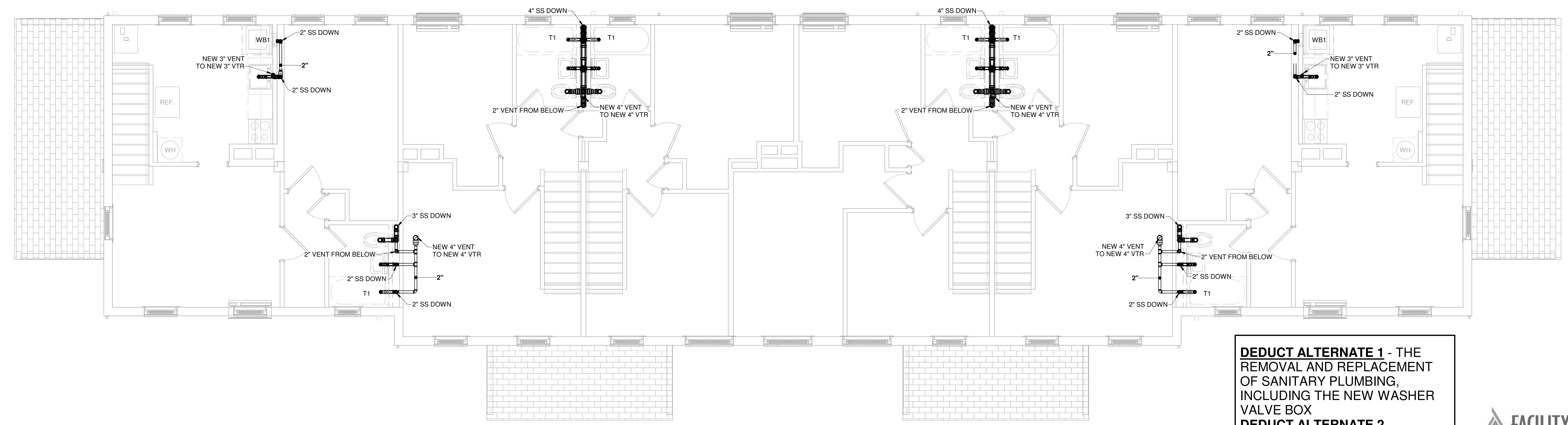
BINDING EDGE

BINDING EDGE

BINDING EDGE



1 TYPE A - FIRST FLOOR SANITARY SEWER PLAN
1/4" = 1'-0"



2 TYPE A - SECOND FLOOR SANITARY SEWER PLAN
1/4" = 1'-0"

DEDUCT ALTERNATE 1 - THE REMOVAL AND REPLACEMENT OF SANITARY PLUMBING, INCLUDING THE NEW WASHER VALVE BOX
DEDUCT ALTERNATE 2 - REMOVAL AND REPLACEMENT OF MAIN SHUT-OFF VALVE IN CRAWL SPACE
DEDUCT ALTERNATE 3 - REMOVAL AND REPLACEMENT OF DOMESTIC WATER

FACILITY SYSTEMS CONSULTANTS, LLC
 713 South Central Street, Suite 101
 Knoxville, Tennessee 37902
 Phone: (865) 246-0164
 Fax: (865) 246-1084

**MCCARTY
 HOLSAPLE
 MCCARTY**
MHM
 ARCHITECTS
 & INTERIOR
 DESIGNERS


18036

550 W. MAIN STREET, SUITE 300
 KNOXVILLE, TENNESSEE 37902
 CONTRACTOR: DOUG MCCARTY
 EMAIL: DMcCarthy@mhmnc.com
 TELEPHONE: (865) 544-2000
 FACSIMILE: (865) 544-0402
 INTERNET: mhmnc.com

PROJECT INFORMATION
 CONTRACT: SBC-000000000000000

Western Heights
 901 North Broadway, Knoxville, TN
 KNOXVILLE, TENNESSEE 00000-000

- ACTIVE DESIGN PHASE
- SCHEMATIC DESIGN
 - DESIGN DEVELOPMENT
 - REDL-CHECK
 - CONSTRUCTION DOCUMENTS
 - CONSTRUCTION BIDDING PHASE
 - CONSTRUCTION ADMINISTRATION



© McCarty Holsaple McCarty, Inc.
 Do NOT scale drawings, use given dimensions only.
 If not shown, verify contact dimension with ARCHITECT. Contractor shall check and verify all dimensions and conditions of job site.

CONSULTANT INFORMATION

CODES OFFICIAL REVIEW

KEY PLAN

REVISION INFORMATION

No.	Date	Description

DRAWING INFORMATION
 SCALE: 1/4" = 1'-0"
 SCALE GUIDE:
 DWG ISSUED: OCT 5, 2018
 PRJ MGR: M. BUTLER
 PA / PC: K. WHITE / G. TAYLOR
 DRAWN BY: Author
 CHECKED BY: LTH/PC/KH
 DRAWING TITLE:

**BUILDING TYPE A -
 SANITARY SEWER
 PLANS**

DRAWING NO: **P101**