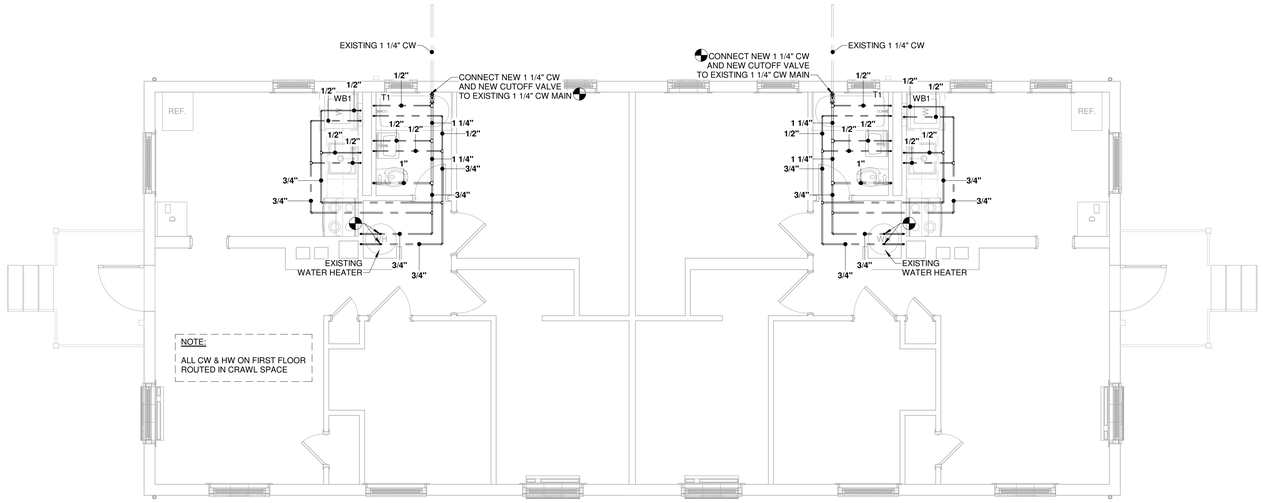

1 P203 **TYPE C - DOMESTIC WATER PLAN**
1/4" = 1'-0"

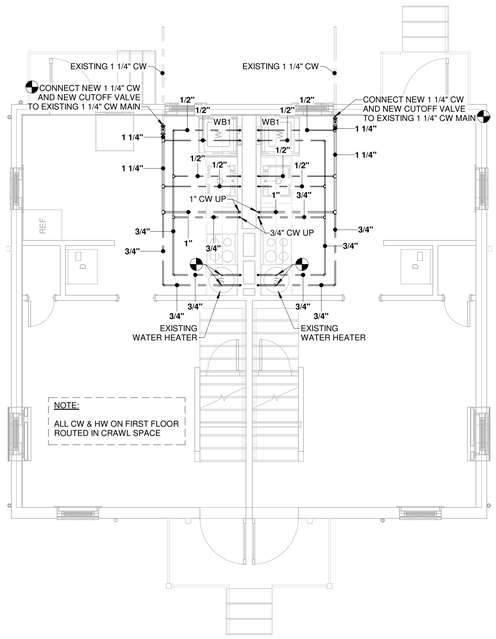

2 P203 **TYPE D - FIRST FLOOR DOMESTIC WATER PLAN**
1/4" = 1'-0"

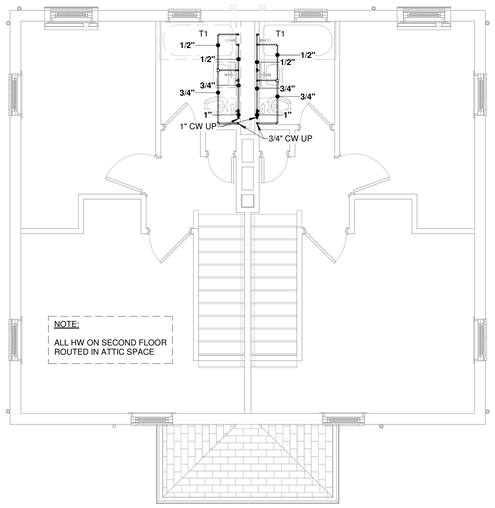

3 P203 **TYPE D - SECOND FLOOR DOMESTIC WATER PLAN**
1/4" = 1'-0"

DEDUCT ALTERNATE 1 - THE REMOVAL AND REPLACEMENT OF SANITARY PLUMBING, INCLUDING THE NEW WASHER VALVE BOX
DEDUCT ALTERNATE 2 - REMOVAL AND REPLACEMENT OF MAIN SHUT-OFF VALVE IN CRAWL SPACE
DEDUCT ALTERNATE 3 - REMOVAL AND REPLACEMENT OF DOMESTIC WATER

FACILITY SYSTEMS CONSULTANTS, LLC
713 South Central Street, Suite 101
Knoxville, Tennessee 37902
Phone: (865) 246-0164
Fax: (865) 246-1084

BINDING EDGE
BINDING EDGE
BINDING EDGE

TIME / DATE: 10/12/2018 4:16:56 PM

McCARTY HOLSAPLE McCARTY
MHM
ARCHITECTS & INTERIOR DESIGNERS
18036
550 W. MAIN STREET, SUITE 300
KNOXVILLE, TENNESSEE 37902
CONTACT: DOUG McCARTY
EMAIL: DMcCarty@mhminc.com
TELEPHONE: (865) 544-2000
FACSIMILE: (865) 544-0402
INTERNET: mhminc.com

PROJECT INFORMATION
CONTRACT: SBC-0000000000000000

Western Heights
901 North Broadway, Knoxville, TN
KNOXVILLE , TENNESSEE 00000-000

ACTIVE DESIGN PHASE
- ☐ SCHEMATIC DESIGN
- ☐ DESIGN DEVELOPMENT
- ☐ REDI-CHECK
- ☑ **CONSTRUCTION DOCUMENTS**
- ☐ CONSTRUCTION BIDDING PHASE
- ☐ CONSTRUCTION ADMINISTRATION

SEAL:

© McCarty Holsaple McCarty, Inc.
Do **NOT** scale drawings, use given dimensions only. If not shown, verify correct dimension with ARCHITECT. Contractor shall check and verify all dimensions and conditions at job site.

CONSULTANT INFORMATION

CODES OFFICIAL REVIEW

KEY PLAN:

REVISION INFORMATION

No.	Date	Description

DRAWING INFORMATION

SCALE:	1/4" = 1'-0"
SCALE GUIDE:	
DWG ISSUED:	OCT 5, 2018
PRJ MGR:	M. BUTLER
PA / PC:	K. WHITE / G. TAYLOR
DRAWN BY:	ASC
CHECKED BY:	L.T.H./P.C.H.

DRAWING TITLE:
BUILDING TYPE C & D - DOMESTIC WATER PLANS

DRAWING NO:
P203