LEGEND:

	LEVEL 1 ALTERATIONS (IEBC CH 6)(§403)
	LEVEL 2 ALTERATIONS (IEBC CH 7)(§404)
	LEVEL 3 ALTERATIONS (IBC CH 8)(§405) - NONE INCLUDED IN WORK

SCOPE OF WORK:

LEVEL 1 ALTERATIONS (IEBC CH 6)(§403)
- REPLACEMENT OF CONDENSING UNIT PADS
- REPLACE LIGHTING IN INTERIOR STAIRWELLS
- REPLACEMENT OF KITCHEN APPLIANCES
- REPLACEMENT OF SOME DOOR HARDWARE
- REPLACEMENT OF FLOOR FINISH IN DWELLING UNITS
- PAINTING DWELLING UNITS

LEVEL 2 ALTERATIONS (IEBC CH 7)(§404)
- REPLACE EXISTING INTERIOR WATER RISERS WITH NEW PEX SYSTEM
- ADD R-38 BLOWN IN BATT INSULATION TO ATTIC SPACES
- REPLACEMENT OF WALL HUNG SINKS WITH NEW VANITIES WHERE FEASIBLE

LEVEL 3 ALTERATIONS (IEBC CH 8)(§405)
- NOT USED

UNIT TYPE 5

TOTAL SQFT OF UNIT: 1369 ☐
TOTAL SQFT OF WORK AREA: 7 ☐

WORK AREA = 1% OF UNIT FLOOR AREA

UNIT TYPE 6

TOTAL SQFT OF UNIT: 1062 ☐
TOTAL SQFT OF WORK AREA: 0 ☐

WORK AREA = 0% OF UNIT FLOOR AREA

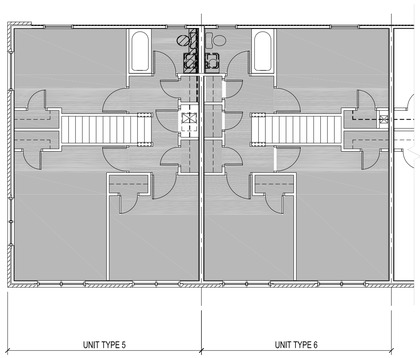

10 BUILDING J - 2ND FLOOR
SCALE: 1/8" = 1'-0" UNIT TYPES 5 & 6

UNIT TYPE 3

TOTAL SQFT OF UNIT: 1234 ☐
TOTAL SQFT OF WORK AREA: 8 ☐

WORK AREA = 1% OF UNIT FLOOR AREA

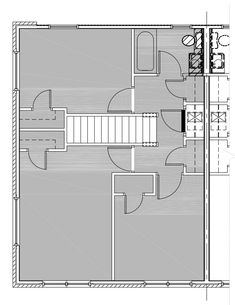

8 BUILDING I - 2ND FLOOR
SCALE: 1/8" = 1'-0" UNIT TYPE 3

UNIT TYPE 4

TOTAL SQFT OF UNIT: 1097 ☐
TOTAL SQFT OF WORK AREA: 20 ☐

WORK AREA = 2% OF UNIT FLOOR AREA

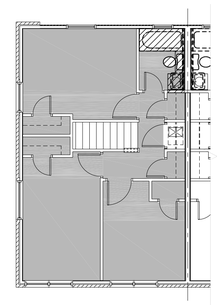

6 BUILDINGS E, F & G - 2ND FLOOR
SCALE: 1/8" = 1'-0" UNIT TYPE 4

UNIT TYPE 2

TOTAL SQFT OF UNIT: 890 ☐
TOTAL SQFT OF WORK AREA: 21 ☐

WORK AREA = 2% OF UNIT FLOOR AREA

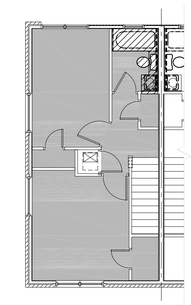

4 BUILDINGS B, C & D - 2ND FLOOR
SCALE: 1/8" = 1'-0" UNIT TYPE 2

UNIT TYPE 1 (2nd FLOOR)

TOTAL SQFT OF UNIT: 626 ☐
TOTAL SQFT OF WORK AREA: 42 ☐

WORK AREA = 7% OF UNIT FLOOR AREA

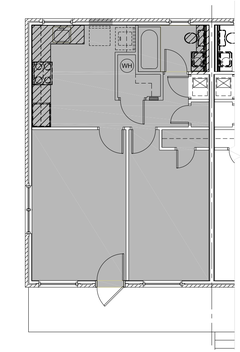

2 BUILDING A - 2ND FLOOR
SCALE: 1/8" = 1'-0" UNIT TYPE 1

UNIT TYPE 5

TOTAL SQFT OF UNIT: 1369 ☐
TOTAL SQFT OF WORK AREA: 5 ☐

WORK AREA = .4% OF UNIT FLOOR AREA

UNIT TYPE 6

TOTAL SQFT OF UNIT: 1062 ☐
TOTAL SQFT OF WORK AREA: 0 ☐

WORK AREA = 0% OF UNIT FLOOR AREA

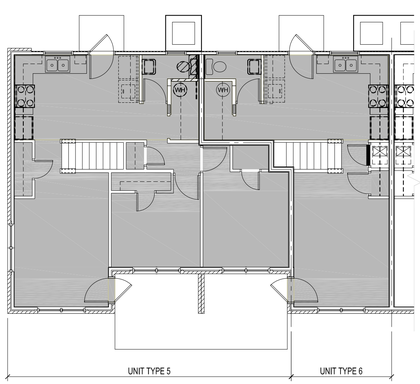

9 BUILDING J - 1ST FLOOR
SCALE: 1/8" = 1'-0" UNIT TYPES 5 & 6

UNIT TYPE 3

TOTAL SQFT OF UNIT: 1234 ☐
TOTAL SQFT OF WORK AREA: 7 ☐

WORK AREA = 1% OF UNIT FLOOR AREA

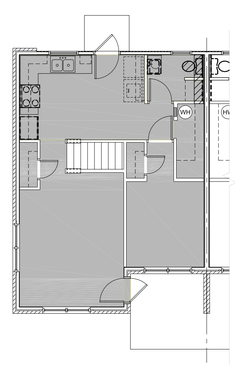

7 BUILDING I - 1ST FLOOR
SCALE: 1/8" = 1'-0" UNIT TYPE 3

UNIT TYPE 4

TOTAL SQFT OF UNIT: 1097 ☐
TOTAL SQFT OF WORK AREA: 6 ☐

WORK AREA = 1% OF UNIT FLOOR AREA

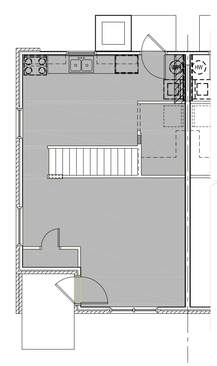

5 BUILDINGS E, F & G - 1ST FLOOR
SCALE: 1/8" = 1'-0" UNIT TYPE 4

UNIT TYPE 2

TOTAL SQFT OF UNIT: 890 ☐
TOTAL SQFT OF WORK AREA: 25 ☐

WORK AREA = 3% OF UNIT FLOOR AREA

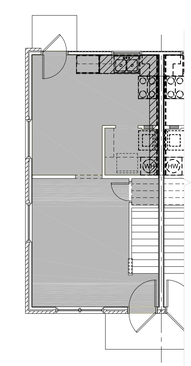

3 BUILDINGS B, C & D - 1ST FLOOR
SCALE: 1/8" = 1'-0" UNIT TYPE 2

UNIT TYPE 1 (1st FLOOR)

TOTAL SQFT OF UNIT: 626 ☐
TOTAL SQFT OF WORK AREA: 42 ☐

WORK AREA = 7% OF UNIT FLOOR AREA

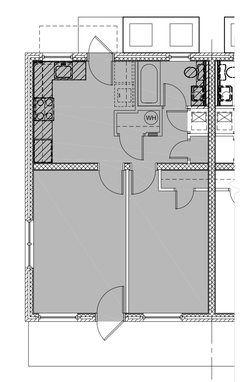

1 BUILDING A - 1ST FLOOR
SCALE: 1/8" = 1'-0" UNIT TYPE 1

DIA
Design Innovation
ARCHITECTS + INTERIORS + PLANNING
402 S. Gay Street, Suite 201, Knoxville, TN 37902
ph 865.637.8540 or 865.291.2221 fx 865.544.3840
www.dia-arch.com

A RENOVATION TO:
MONTGOMERY VILLAGE
4530 JOE LEWIS ROAD
KNOXVILLE, TENNESSEE 37920

DATE	ISSUE FOR

This drawing is the property of DESIGNINNOVATIONS ARCHITECTS, INC., and is not to be reproduced or copied in whole or in part without authorization from DESIGNINNOVATIONS ARCHITECTS, INC., it is to be used for the project and site specifically identified herein and is not to be used on any other project. It is to be returned upon request. Do not scale drawings, written dimensions take precedence. All drawings and designs shown on these drawings are copyright © of DESIGN INNOVATIONS ARCHITECTS, INC.

Sheet Title
LIFE SAFETY PLANS

Project Number 18110
Date 10-08-18
Sheet Number G-002