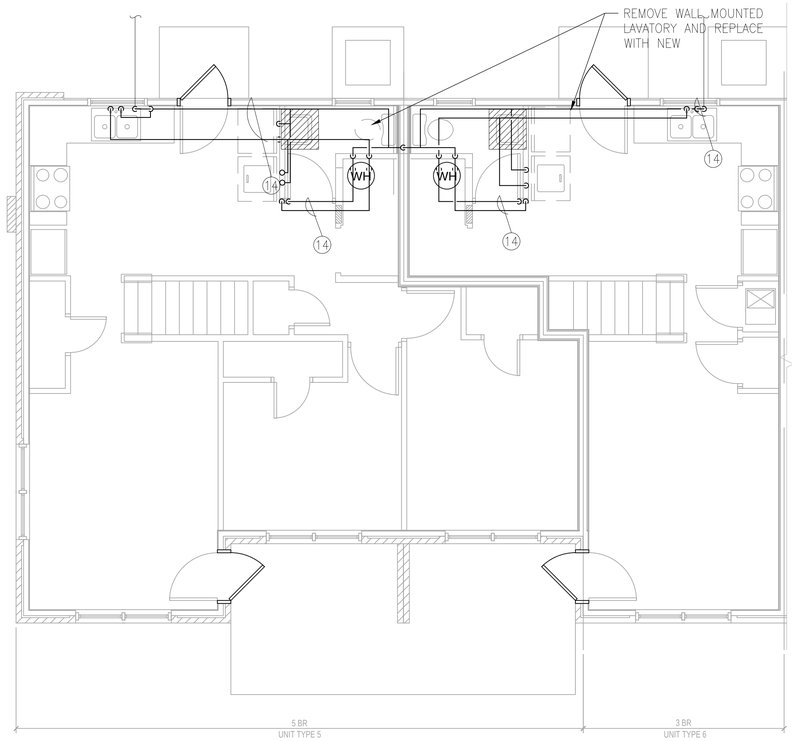

1 FIRST FLOOR PLAN - WATER DEMO - BUILDING J
SCALE: 1/4" = 1'-0"

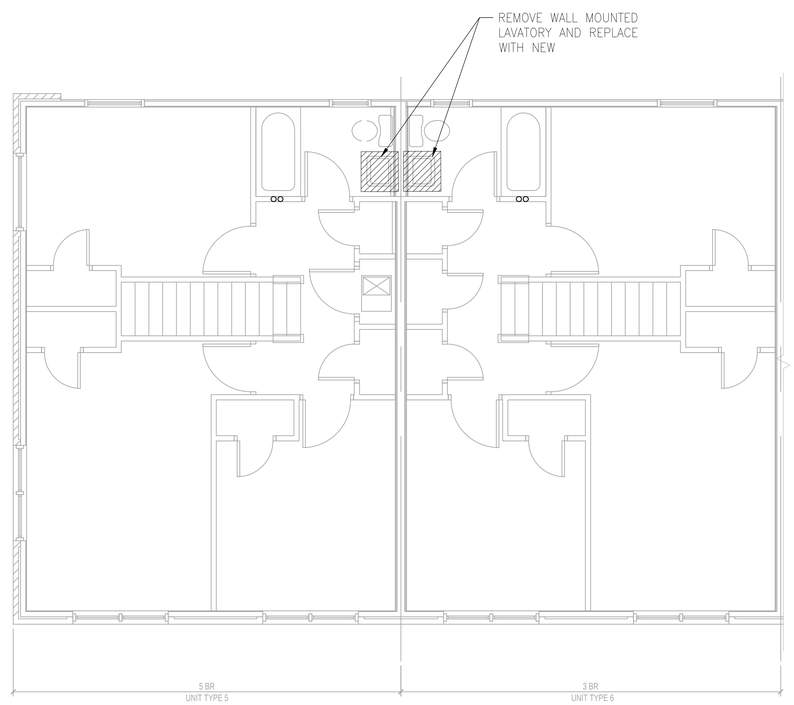

3 SECOND FLOOR PLAN - WATER DEMO - BUILDING J
SCALE: 1/4" = 1'-0"

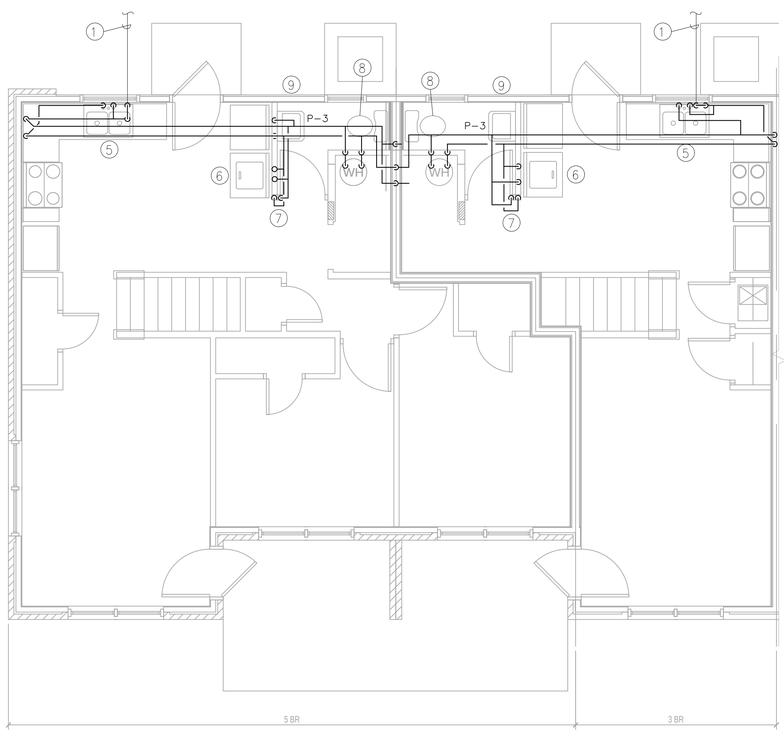

2 FIRST FLOOR PLAN - WATER NEW - BUILDING J
SCALE: 1/4" = 1'-0"

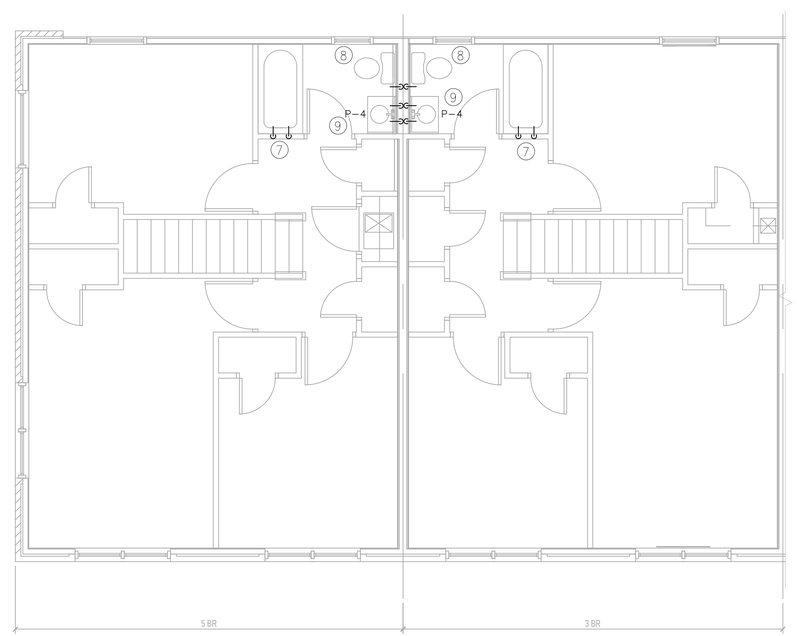

4 SECOND FLOOR PLAN - WATER NEW - BUILDING J
SCALE: 1/4" = 1'-0"

NEW CONSTRUCTION KEYED NOTES

1. EXISTING ¾" COLD WATER ENTRANCE TO FIRST FLOOR TO REMAIN.
2. EXISTING BALL VALVE AND PRESSURE REDUCING VALVE TO REMAIN.
3. EXISTING WATER HEATER, EXPANSION TANK, BALL VALVES AND FLEXIBLE CONNECTORS TO REMAIN.
4. PROVIDE ½" x 4" BRASS NIPPLE IPS AT BOTH ENDS FROM DISCHARGE OF PRV TO TRANSITION TO PEX.
5. CONNECT ½' HOT AND COLD WATER TO EXISTING KITCHEN SINK.
6. CONNECT ½" HOT AND COLW WATER TO EXISTING WASHING MACHINE BOX.
7. CONNECT ½" HOT AND COLD WATER TO SHOWER. EXISTING SHOWER VALVE TO REMAIN. CONNECT TO EXISTING PIPING ABOVE CEILING OR BELOW FLOOR TO MINIMISE DAMAGE TO SHEETROCK.
8. CONNECT ½" COLD WATER TO WATER CLOSET.
9. CONNECT ½' HOT AND COLD WATER TO NEW LAVATORY. ADJUST EXISTING WASTE ROUGH-INS AS REQUIRED TO ACCEPT NEW FIXTURE.
10. CONNECT NEW ½" HOT AND COLD WATER TO EXISTING LINES SERVING WATER HEATER.
11. EXISTING ¾" COLD WATER ENTRANCE TO SECOND FLOOR TO REMAINTO REMAIN.
12. EXISTING ¾" COLD WATER TO SECOND FLOOR TO REMAIN.
13. PROVIDE NEW HAND HELD SHOWER.
14. EXISTING HOT AND COLD WATER LINES TO BE ABANDONED BELOW SLAB OR REMOVED IF ABOVE SLAB.

DIA
Design Innovation
ARCHITECTS + INTERIORS + PLANNING
402 S. Gay Street, Suite 201, Knoxville, TN 37902
ph 865.637.8540 or 865.291.2221 fx 865.544.3840
www.dia-arch.com

ICT
I.C. Thomasson Associates, Inc.
1114 Clinch Ave., Suite 200
Knoxville, TN 37916
(865) 525-3488
ICT JOB No. 180484

A RENOVATION TO:
MONTGOMERY VILLAGE
4530 JOE LEWIS ROAD
KNOXVILLE, TENNESSEE 37920

DATE	ISSUE FOR
	△
	△
	△
	△
	△
	△
	△
	△
	△
	△
	△
	△

This drawing is the property of DESIGN INNOVATIONS ARCHITECTS, INC. and is not to be reproduced or copied in whole or in part without authorization from DESIGN INNOVATIONS ARCHITECTS, INC. It is to be used for the project and site specifically identified herein and is not to be used on any other project. It is to be returned upon request. Do not scale drawings, written dimensions take precedence. All drawings and designs shown on these drawings are copyright © of DESIGN INNOVATIONS ARCHITECTS, INC.

Sheet Title
BUILDING J
UNIT PLANS -
NEW & DEMO -
WATER

Project Number
18110

Date
10-08-18

Sheet Number
P-205

K:\2018\180484 KCDC - Montgomery Village\Cadd\DWG\180484-P205.dwg, 10/5/2018 1:54:18 PM, Adobe PDF 24x36.pc3