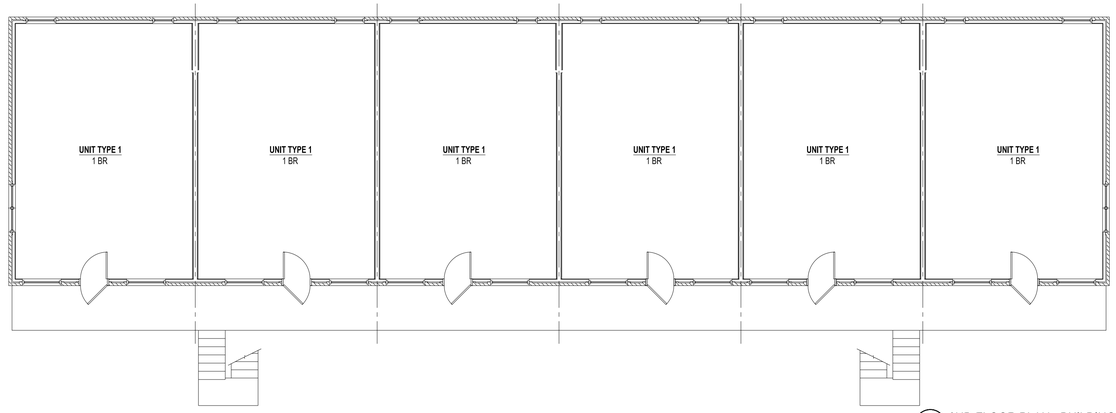


4 2ND FLOOR PLAN - BUILDING A
SCALE: 1/8" = 1'-0"

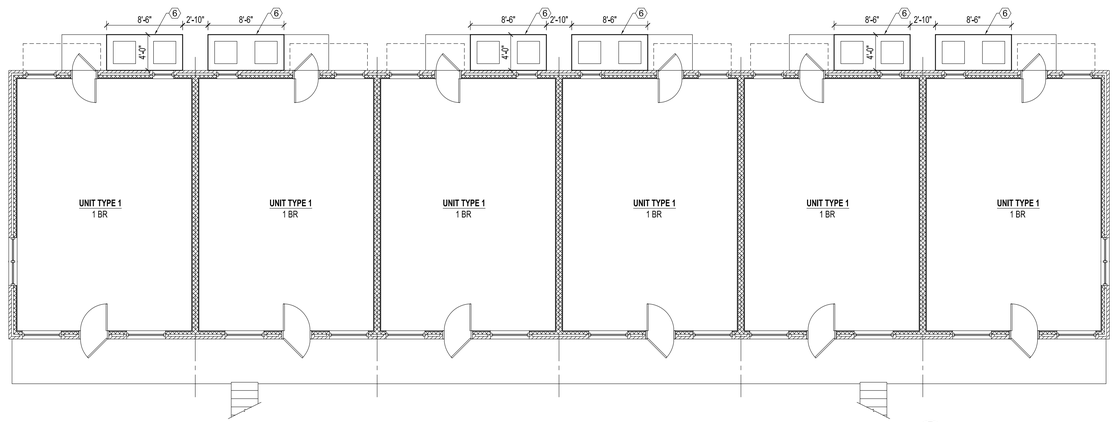


3 1ST FLOOR PLAN - BUILDING A
SCALE: 1/8" = 1'-0"

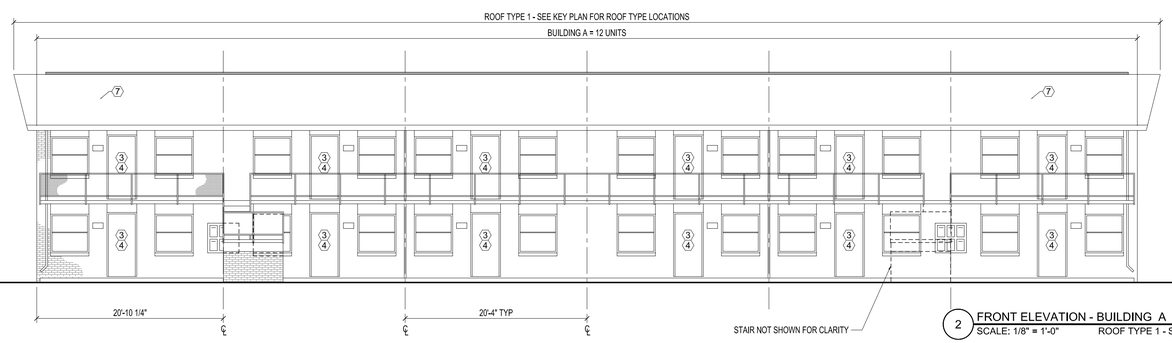


2 FRONT ELEVATION - BUILDING A
SCALE: 1/8" = 1'-0" ROOF TYPE 1 - SEE KEY PLAN

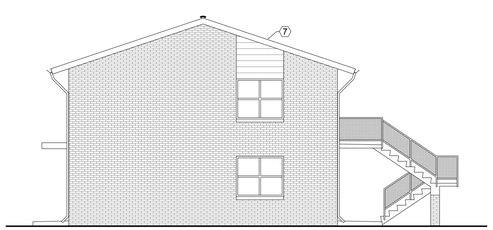

5 SIDE ELEVATION - BUILDING A
SCALE: 1/8" = 1'-0" ROOF TYPE 1 - SEE KEY PLAN

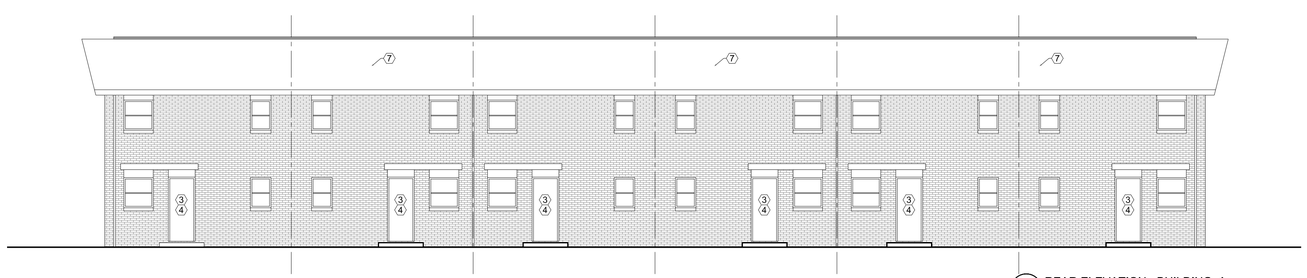

TYP AT EACH UNIT

1 REAR ELEVATION - BUILDING A
SCALE: 1/8" = 1'-0" ROOF TYPE 1 - SEE KEY PLAN

NEW CONSTRUCTION NOTES AS REFERENCED BY 1

1. INSTALL NEW REFRIGERATOR AND COMPLETE ALL NECESSARY CONNECTIONS.
2. INSTALL NEW OVEN/ RANGE AND COMPLETE ALL NECESSARY CONNECTIONS.
3. INSTALL NEW DEADBOLT LOCK.
4. INSTALL NEW EXTERIOR PASSAGE SET.
5. INSTALL NEW LVT FLOOR SYSTEM TO EXTENT SHOWN. INSTALL NEW PRIMED AND PAINTED 3/4" SHOE MOLD @ FLOOR TO WALL TRANSITION.
6. INSTALL NEW CONCRETE PAD FOR EXISTING CONDENSING UNITS. CONCRETE SHALL BE 4" THICK, 2000 PSI CONCRETE W/ 6X6 W.W.M. ON PROPER COMPACTED BASE.
7. INSTALL NEW R-38 BLOWN IN BATT INSULATION AT ALL ATTIC SPACES.
8. INSTALL NEW SINK AND VANITY.
9. INSTALL NEW WALL MOUNTED SINK.
10. INSTALL NEW MOISTURE RESISTANT GWB AFTER WORK IS COMPLETED.
11. REINSTALL EXISTING APPLIANCES AND PLUMBING FIXTURES WHEN WORK IS COMPLETED.
12. REINSTALL EXISTING KITCHEN CABINETS AND COUNTER TOPS, AFTER NEW GWB IS INSTALLED.
13. REINSTALL EXISTING UPPER CABINETS/ SHELVES, AFTER NEW GWB IS INSTALLED.
14. INSTALL 2 NEW METAL SUPPORT LEGS AT CORNERS OF SINK. SUPPORTS SHALL HAVE A POLISHED CHROME FINISH.
15. NEW PLUMBING CHASE, 5/8" GYP. BD ON METAL STUDS. OVERALL DIMENSIONS 4 1/4" X 4 1/4" MIN.

PLAN WALL TYPE LEGEND

| TYPE | DESCRIPTION |
|---|---|
| | EXISTING TO BE REMOVED - WALL REMOVAL TO EXTEND TO NEXT WHOLE STUD BEYOND WHAT IS SHOWN ON DWGS. - SHOWN WORK IS MINIMAL REMOVAL |
| | EXISTING TO REMAIN |
| | NEW GYP. BD. ON EXISTING STUD FRAMING WHERE PLUMBING RISER WAS REPLACED. |

A BUILDINGS: 9 BLDGS - 108 UNITS

1 = STRAIGHT GABLE ROOF TYPE
2 = HIP ROOF TYPE
3 = MULTIPLE GABLE ROOF TYPE

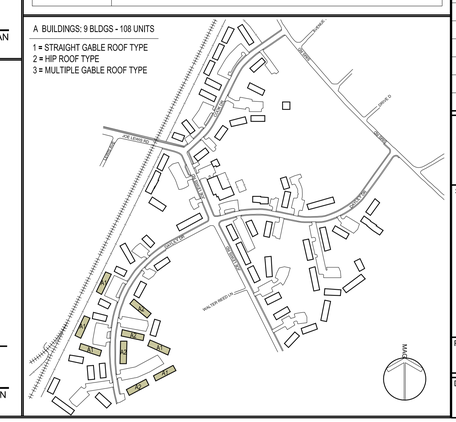


DIA
Design Innovation
ARCHITECTS + INTERIORS + PLANNING
402 S. Gay Street, Suite 201, Knoxville, TN 37902
ph 865.637.8540 or 865.291.2221 fx 865.544.3840
www.dia-arch.com

A RENOVATION TO:
**MONTGOMERY VILLAGE**
4530 JOE LEWIS ROAD
KNOXVILLE, TENNESSEE 37920

| DATE | ISSUE FOR |
|---|---|
| | |

This drawing is the property of DESIGNINNOVATIONS ARCHITECTS, INC., and is not to be reproduced or copied in whole or in part without authorization from DESIGN INNOVATIONS ARCHITECTS, INC., It is to be used for the project and site specifically identified herein and is not to be used on any other project. It is to be returned upon request. Do not scale drawings, written dimensions take precedence. All drawings and designs shown on these drawings are copyright © of DESIGN INNOVATIONS ARCHITECTS, INC.

Sheet Title
BUILDING A
PLANS &
ELEVATIONS

Project Number
18110

Date
10-08-18

Sheet Number
**A-102**