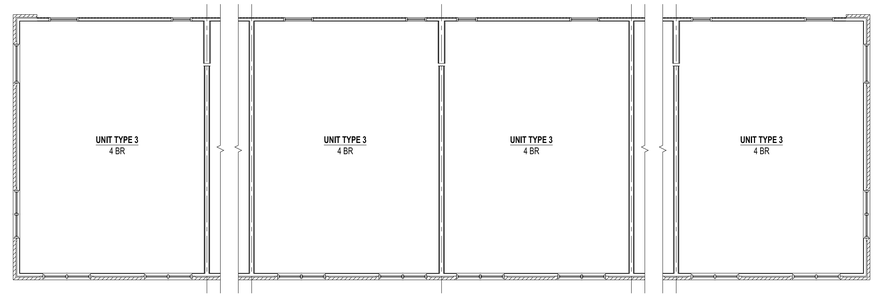

BUILDING I = (6) 4 BR UNITS

4 SECOND FLOOR PLAN - BUILDING I
SCALE: 1/8" = 1'-0" (6 UNITS TOTAL)

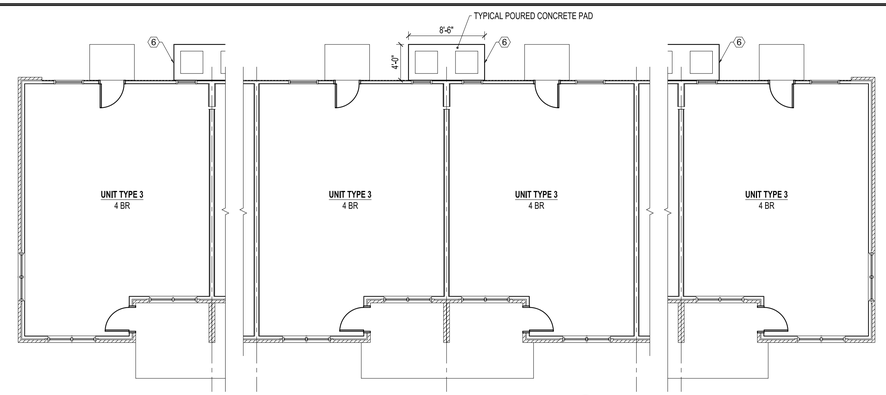

3 FIRST FLOOR PLAN - BUILDING I
SCALE: 1/8" = 1'-0" (6 UNITS TOTAL)

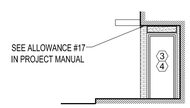

7 ENTRY DOOR ELEVATION
SCALE: 1/8"=1'-0"

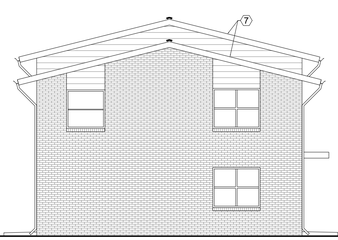

6 SIDE ELEVATION - BUILDING I
SCALE: 1/8" = 1'-0" ROOF TYPE 1

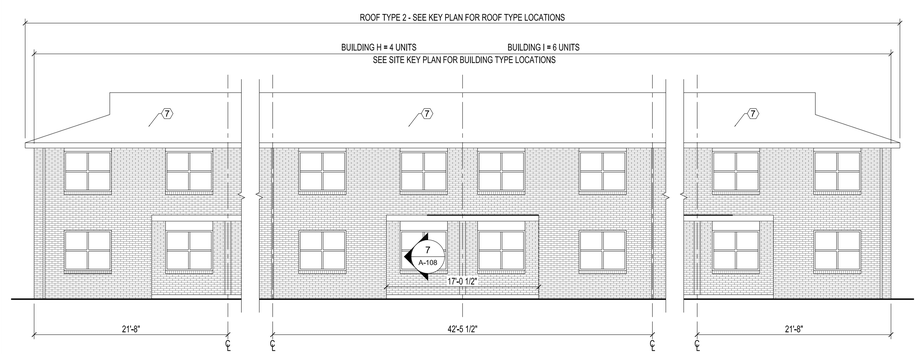

2 FRONT ELEVATION - BUILDING I
SCALE: 1/8" = 1'-0" ROOF TYPE 2

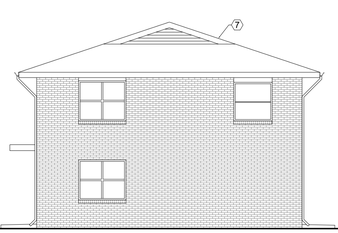

5 SIDE ELEVATION - BUILDING I
SCALE: 1/8" = 1'-0" ROOF TYPE 2

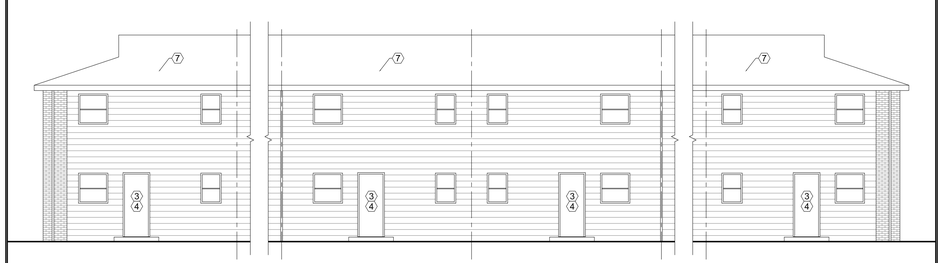

1 REAR ELEVATION - BUILDING I
SCALE: 1/8" = 1'-0" ROOF TYPE 2

NEW CONSTRUCTION NOTES AS REFERENCED BY 1

1. INSTALL NEW REFRIGERATOR AND COMPLETE ALL NECESSARY CONNECTIONS.
2. INSTALL NEW OVEN/ RANGE AND COMPLETE ALL NECESSARY CONNECTIONS.
3. INSTALL NEW DEADBOLT LOCK.
4. INSTALL NEW EXTERIOR PASSAGE SET.
5. INSTALL NEW LVT FLOOR SYSTEM TO EXTENT SHOWN. INSTALL NEW PRIMED AND PAINTED 3/4" SHOE MOLD @ FLOOR TO WALL TRANSITION.
6. INSTALL NEW CONCRETE PAD FOR EXISTING CONDENSING UNITS. CONCRETE SHALL BE 4" THICK, 2000 PSI CONCRETE W/ 6X6 W.W.M. ON PROPER COMPACTED BASE.
7. INSTALL NEW R-38 BLOWN IN BATT INSULATION AT ALL ATTIC SPACES.
8. INSTALL NEW SINK AND VANITY.
9. INSTALL NEW WALL MOUNTED SINK.
10. INSTALL NEW MOISTURE RESISTANT GWB AFTER WORK IS COMPLETED.
11. REINSTALL EXISTING APPLIANCES AND PLUMBING FIXTURES WHEN WORK IS COMPLETED.
12. REINSTALL EXISTING KITCHEN CABINETS AND COUNTER TOPS, AFTER NEW GWB IS INSTALLED.
13. REINSTALL EXISTING UPPER CABINETS/ SHELVES, AFTER NEW GWB IS INSTALLED.
14. INSTALL 2 NEW METAL SUPPORT LEGS AT CORNERS OF SINK. SUPPORTS SHALL HAVE A POLISHED CHROME FINISH.
15. NEW PLUMBING CHASE, 5/8" GYP. BD ON METAL STUDS. OVERALL DIMENSIONS 4 1/4" X 4 1/4" MIN.

PLAN WALL TYPE LEGEND

TYPE	DESCRIPTION
	EXISTING TO BE REMOVED - WALL REMOVAL TO EXTEND TO NEXT WHOLE STUD BEYOND WHAT IS SHOWN ON DWGS. - SHOWN WORK IS MINIMAL REMOVAL
	EXISTING TO REMAIN
	NEW GYP. BD. ON EXISTING STUD FRAMING WHERE PLUMBING RISER WAS REPLACED.

H BUILDINGS: 0 BLDGS - 0 UNITS
I BUILDINGS: 7 BLDGS - 42 UNITS

1 = STRAIGHT GABLE ROOF TYPE
2 = HIP ROOF TYPE
3 = MULTIPLE GABLE ROOF TYPE

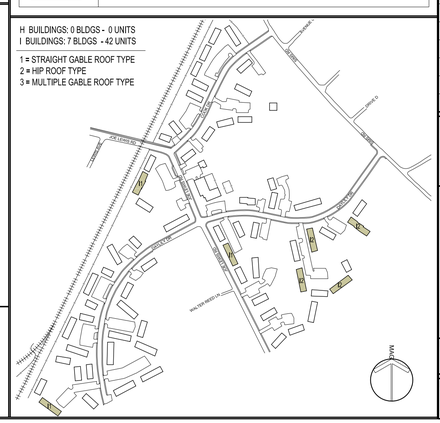
JOE LEWIS RD
MONTGOMERY VILLAGE
MONTGOMERY VILLAGE DR
MONTGOMERY VILLAGE CT
MONTGOMERY VILLAGE WAY
MONTGOMERY VILLAGE PL
MONTGOMERY VILLAGE CIR
MONTGOMERY VILLAGE LN
MONTGOMERY VILLAGE WALK
MONTGOMERY VILLAGE PLACE
MONTGOMERY VILLAGE TERRACE
MONTGOMERY VILLAGE PARK
MONTGOMERY VILLAGE PARKWAY
MONTGOMERY VILLAGE ROAD
MONTGOMERY VILLAGE DRIVE
MONTGOMERY VILLAGE STREET
MONTGOMERY VILLAGE SQUARE
MONTGOMERY VILLAGE CROSSING
MONTGOMERY VILLAGE CROSSROAD
MONTGOMERY VILLAGE CROSSWAY