NEW CONSTRUCTION RCP LEGEND:

	INSTALL NEW CEILING GRID SYSTEM AND CEILING TILES. REINSTALL TIED OFF OR STORED FIXTURES.
	INSTALL NEW CEILING TILES IN EXISTING GRID SYSTEM.

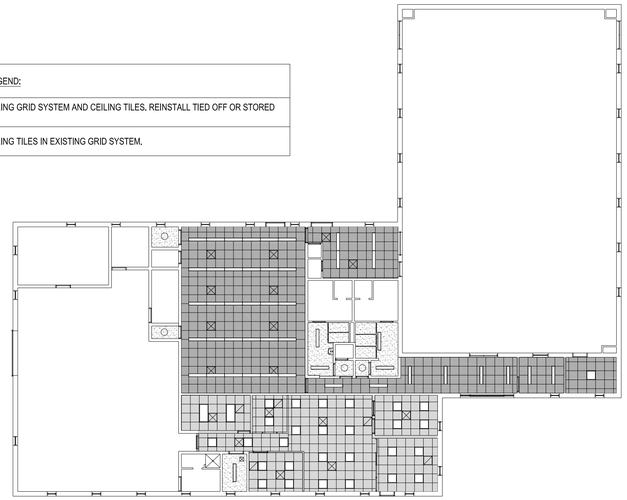

4 RCP - NEW - COMMUNITY BUILDING
SCALE: 1/16" = 1'-0"

NEW CONSTRUCTION PLAN LEGEND:

	INSTALL NEW VCT FLOOR SYSTEM. INSTALL NEW RESILIENT BASE @ FLOOR TO WALL TRANSITION.	APPROX. 264 SF
	INSTALL NEW VCT FLOOR SYSTEM. ON TOP OF EXISTING ACT, AFTER IT HAS BEEN PROPERLY ENCAPSULATED. INSTALL NEW RESILIENT BASE @ FLOOR TO WALL TRANSITION.	APPROX. 1,627 SF
	INSTALL DVP FLOORING. INSTALL NEW PRIMED AND PAINTED 3/4" SHOE MOLD @ FLOOR TO WALL TRANSITION.	APPROX. 1,035 SF
	NOTE: CONTRACTOR TO VERIFY IN FIELD SQ. FT. NEEDED.	

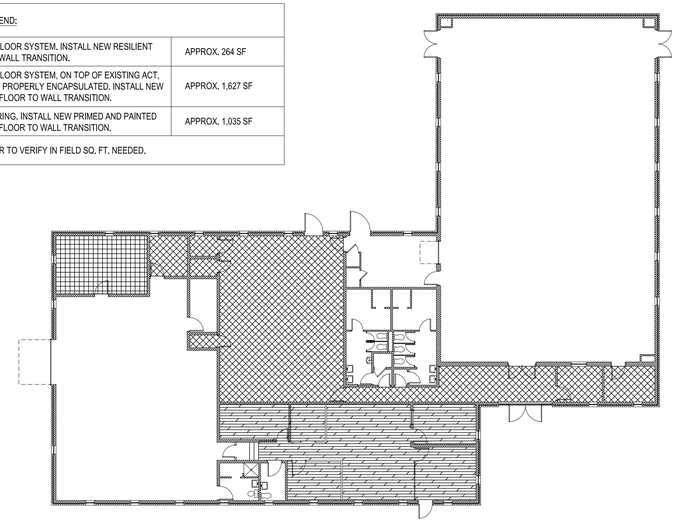

2 FIRST FLOOR PLAN - NEW - COMMUNITY BUILDING
SCALE: 1/16" = 1'-0"

DEMOLITION RCP LEGEND:

	DEMOLISH EXISTING CEILING GRID AND CEILING TILES, TEMPORARILY TIE OFF, OR REMOVE AND STORE, LIGHT FIXTURES, HVAC REGISTERS AND OTHER CEILING MOUNTED EQUIPMENT IN PREPARATION TO INSTALL NEW ACT AND GRID.
	DEMOLISH EXISTING CEILING TILES. EXISTING CEILING GRID AND GRID MOUNTED EQUIPMENT/ FIXTURES TO REMAIN. PREPARE GRID AS NECESSARY TO RECEIVE NEW CEILING TILES.

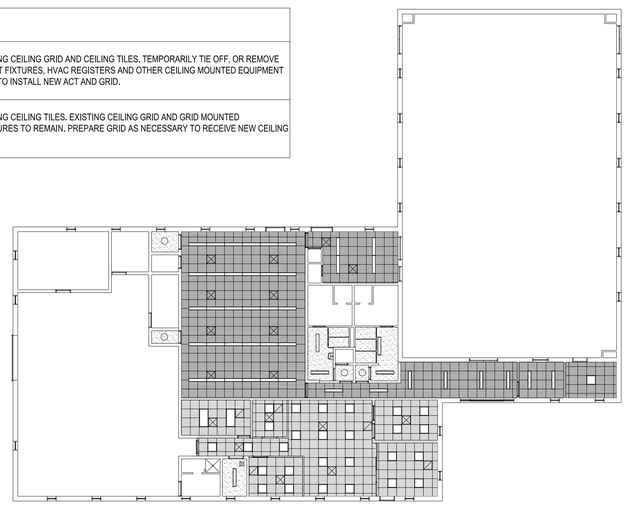

3 RCP - DEMO - COMMUNITY BUILDING
SCALE: 1/16" = 1'-0"

DEMOLITION PLAN LEGEND:

	EXISTING FLOOR FINISH TO REMAIN
	REMOVE EXISTING VCT FLOORING
	CLEAN EXISTING ACT FLOOR SYSTEM PER APPLICABLE STATE AND FEDERAL REGULATIONS. USE LICENSED WORKMEN & CONTRACTORS WHEN NECESSARY. APPLY NEW ENCAPSULATING MASTIC TO FLOOR SYSTEM TO CREATE SMOOTH ENCAPSULATED SUBSTRATE.
	REMOVE LAMINATE WOOD FLOORING. FOR THE PURPOSE OF PRICING, ASSUME THAT THE EXISTING FLOORING BENEATH THE LAMINATE WOOD FLOORING IS AN ACT TILE SYSTEM. AFTER REMOVING THE EXISTING LAMINATE WOOD FLOOR SYSTEM, CLEAN EXISTING ACT FLOOR SYSTEM PER APPLICABLE STATE AND FEDERAL REGULATIONS. USE LICENSED WORKMEN & CONTRACTORS WHEN NECESSARY. APPLY NEW ENCAPSULATING MASTIC TO FLOOR SYSTEM TO CREATE SMOOTH ENCAPSULATED SUBSTRATE.
	EXISTING CARPET TO REMAIN

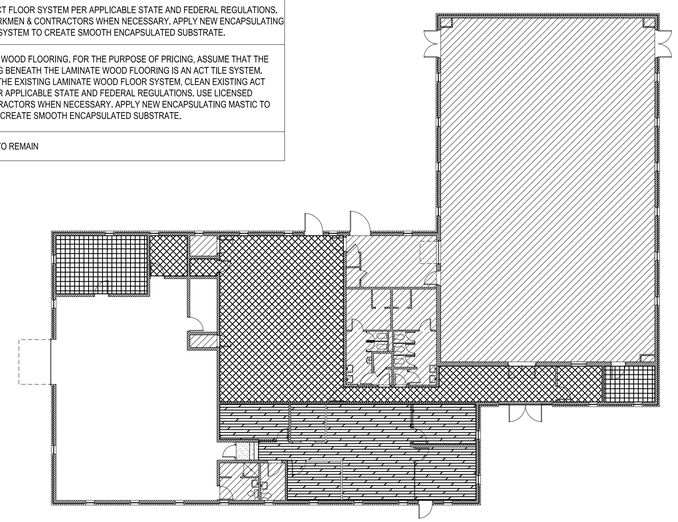

1 FIRST FLOOR PLAN - DEMO - COMMUNITY BUILDING
SCALE: 1/16" = 1'-0"

PLAN WALL TYPE LEGEND

TYPE	DESCRIPTION
	EXISTING TO BE REMOVED - WALL REMOVAL TO EXTEND TO NEXT WHOLE STUD BEYOND WHAT IS SHOWN ON DWGS. - SHOWN WORK IS MINIMAL REMOVAL
	EXISTING TO REMAIN
	NEW GYP. BD. ON EXISTING STUD FRAMING WHERE PLUMBING RISER WAS REPLACED.

COMMUNITY BUILDING

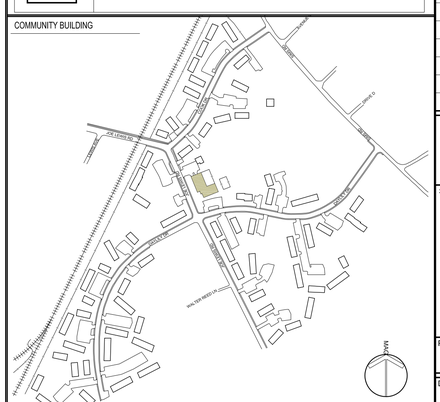
MOUNTAIN VIEW RD
MOUNTAIN VIEW RD
SHIRLEY
MOUNTAIN VIEW RD
MOUNTAIN VIEW RD
MOUNTAIN VIEW RD