

PACKAGED ENERGY RECOVERY UNIT (ERU) SCHEDULE

Table with columns for TAG, LOCATION, OUTSIDE AIR INTAKE SIDE, EXHAUST AIR SIDE, DX COOLING COIL CAPACITY, ELECTRIC HEATING, ENTHALPHY WHEEL COOLING CAPACITY, ENTHALPHY WHEEL HEATING CAPACITY, ELECTRICAL DATA, UNIT, BASIS OF DESIGN, and REMARKS.

DIFFUSER, REGISTER & GRILLE SCHEDULE table with columns for TAG, TYPE OF SERVICE, FLOW RANGE, FACE SIZE, NECK SIZE, RUNOUT SIZE, # OF SLOTS, SLOT WIDTH, MAX ROOM NC, MAX SP, INTEGRAL DAMPER, BASIS OF DESIGN, and REMARKS.

FAN SCHEDULE table with columns for TAG, LOCATION/SERVICE, CAPACITY, SP, MOTOR, DRIVE, VOLT, #, MAX RPM, MAX SONES, TYPE OF FAN, BASIS OF DESIGN, and REMARKS.

LEGEND - HVAC table with columns for ABBR, SYMBOL, and DESCRIPTION, listing various HVAC components like air cooled condensers, diffusers, and dampers.

LEGEND - HVAC table with columns for ABBR, SYMBOL, and DESCRIPTION, listing various HVAC components like fans, pumps, and sensors.

PACKAGED ROOF TOP UNIT SCHEDULE table with columns for TAG, SERVICE/LOCATION, NOMINAL CAPACITY, SUPPLY AIR, OUTSIDE AIR, ESP, MOTOR, COOLING CAPACITY, GAS HEATING CAPACITY, ELECTRICAL DATA, UNIT, BASIS OF DESIGN, BEER, EER, and REMARKS.

DESIGN CONDITIONS table with columns for LOCATION, COOLING - SUMMER DESIGN, HEATING - WINTER DESIGN, and various design parameters.

- Mechanical General Notes: 1. COORDINATE LOCATION OF DUCTWORK AND DIFFUSERS WITH LIGHT FIXTURES... 2. THE CONTRACTOR SHALL KEEP A RECORD OF THE CHANGES WHICH ARE IN CONFLICT WITH THESE DRAWINGS... 3. THE DRAWINGS ARE DIAGNOSTIC AND DO NOT NECESSARILY SHOW THE EXACT ROUTING...

DUCTLESS SPLIT SYSTEM SCHEDULE table with columns for ID TAG, CFM, CAPACITY, INDOOR UNIT ELECTRICAL DATA, OUTDOOR UNIT ELECTRICAL DATA, BASIS OF DESIGN, and NOTES.

AIR TERMINAL UNIT SCHEDULE table with columns for TAG, TYPE, SERVICE, AIR VALVE DATA, FAN DATA, HEATING DATA, and NOTES.

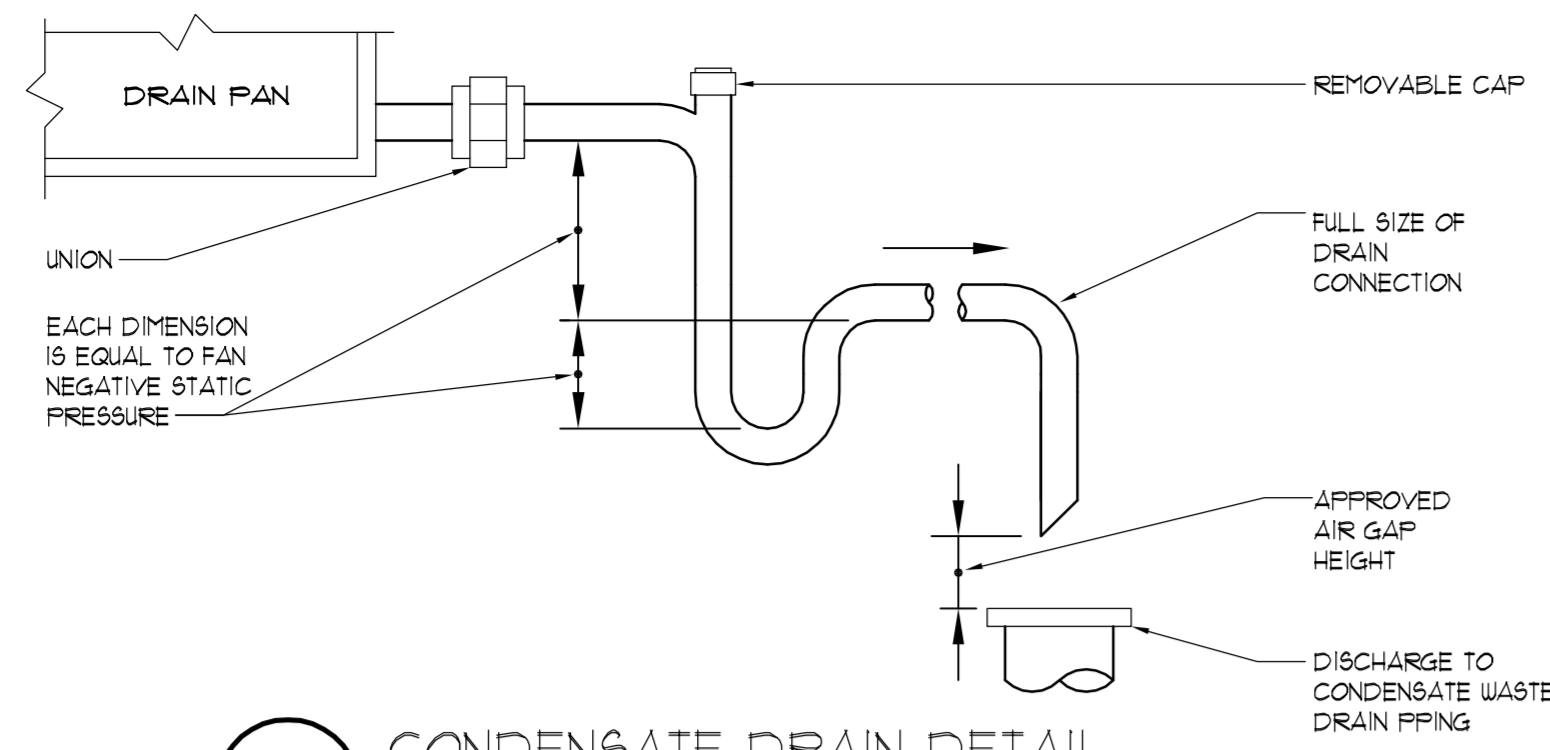
VARIABLE REFRIGERANT FLOW SPLIT SYSTEM SCHEDULE (INDOOR UNIT) table with columns for INDOOR UNIT TAG, SERVICE, LOCATION, CONTROLLER, SUPPLY CFM, OA CFM, EXTERNAL STATIC PRESSURE, CAPACITY, INDOOR UNIT ELECTRICAL DATA, BASIS OF DESIGN, and NOTES.

VARIABLE REFRIGERANT FLOW SPLIT SYSTEM SCHEDULE (OUTDOOR UNIT) table with columns for OUTDOOR UNIT TAG, CONTROLLER, CAPACITY, CONTROLLER ELECTRICAL DATA, OUTDOOR UNIT ELECTRICAL DATA, WEIGHT, BASIS OF DESIGN, and NOTES.

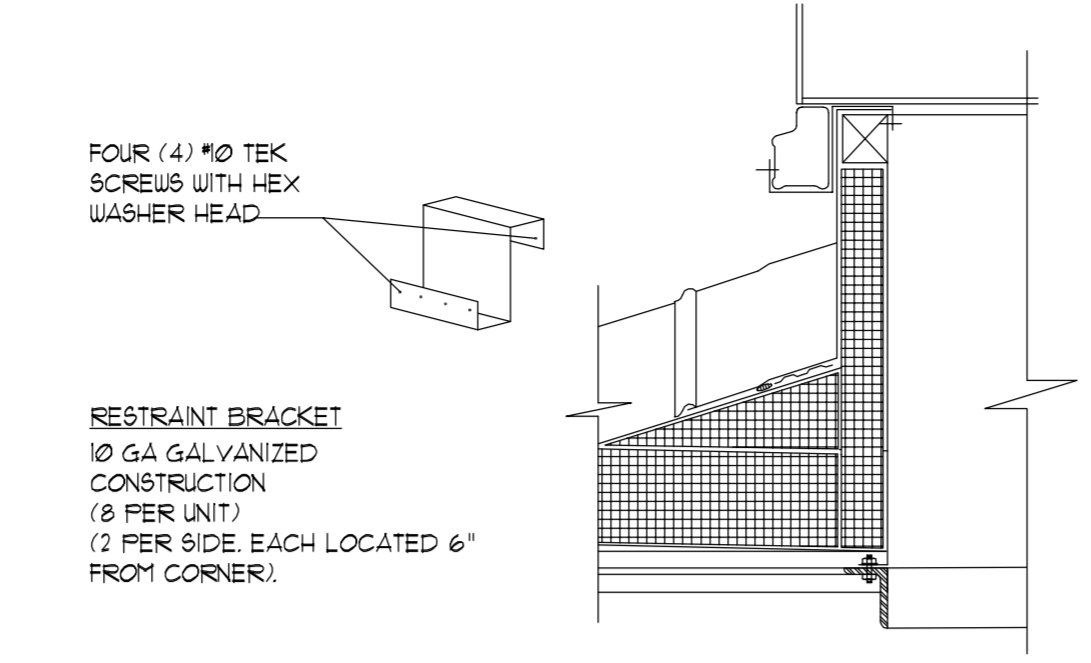
CONWAY & OWEN logo and contact information: Mechanical • Electrical • Plumbing, 1455 Blugrass Lakes Pkwy, Alpharetta, GA 30004, P: (678)350-9000 F: (678)350-9010 www.Conway & Owen.com

NOT FOR CONSTRUCTION

Vertical sidebar containing project information: NOT FOR CONSTRUCTION, GOODWYN MILLS | C A W O O D, 2660 EastChase Lane, Suite 200, 36117, GMGNETWORK.COM, Tel 334.271.3200, FOLEY EVENT CENTER, Foley, Alabama, AMGMT50099, MO.01 sheet of 000.

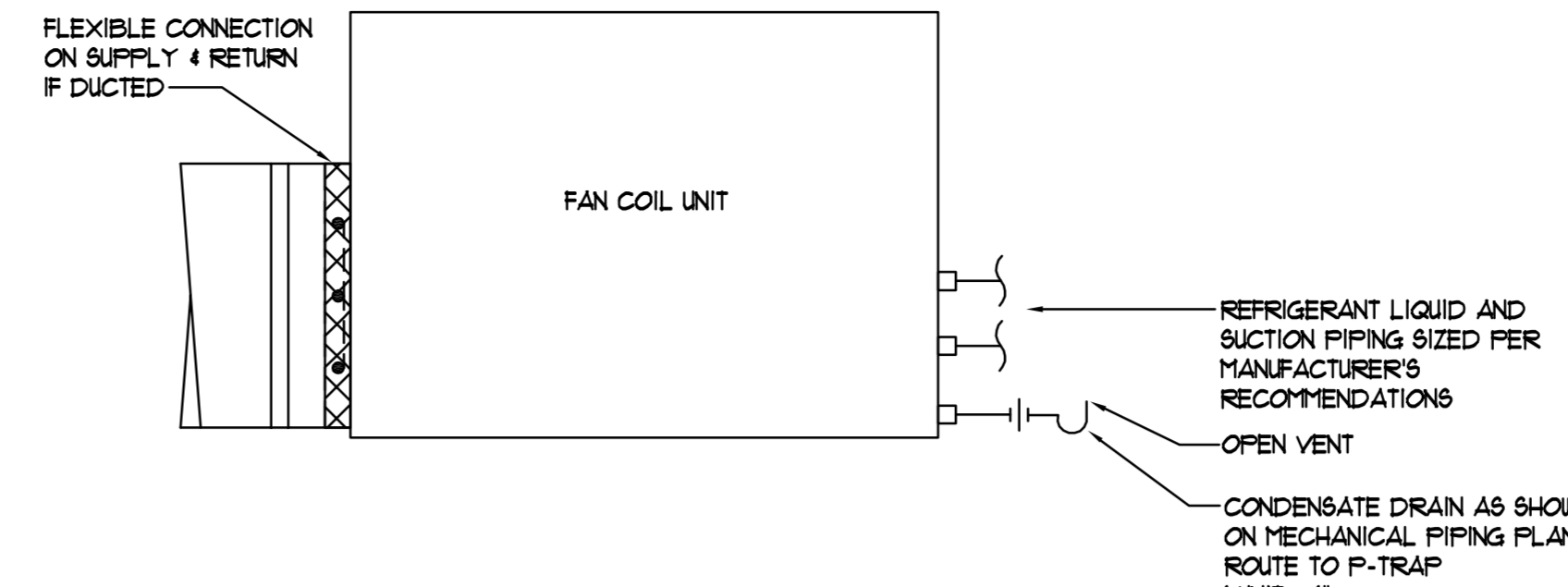


4 CONDENSATE DRAIN DETAIL
NOT TO SCALE

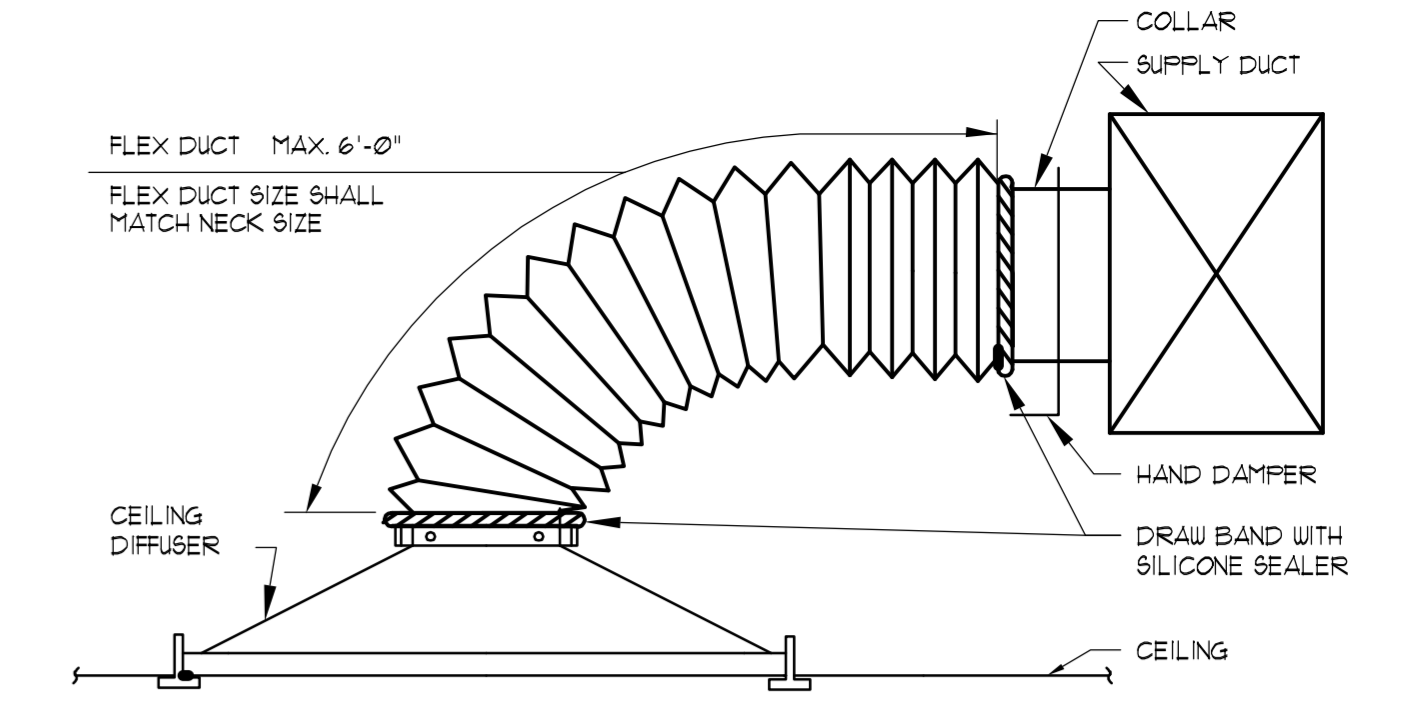


3 MECH UNIT TIE DOWN
NOT TO SCALE

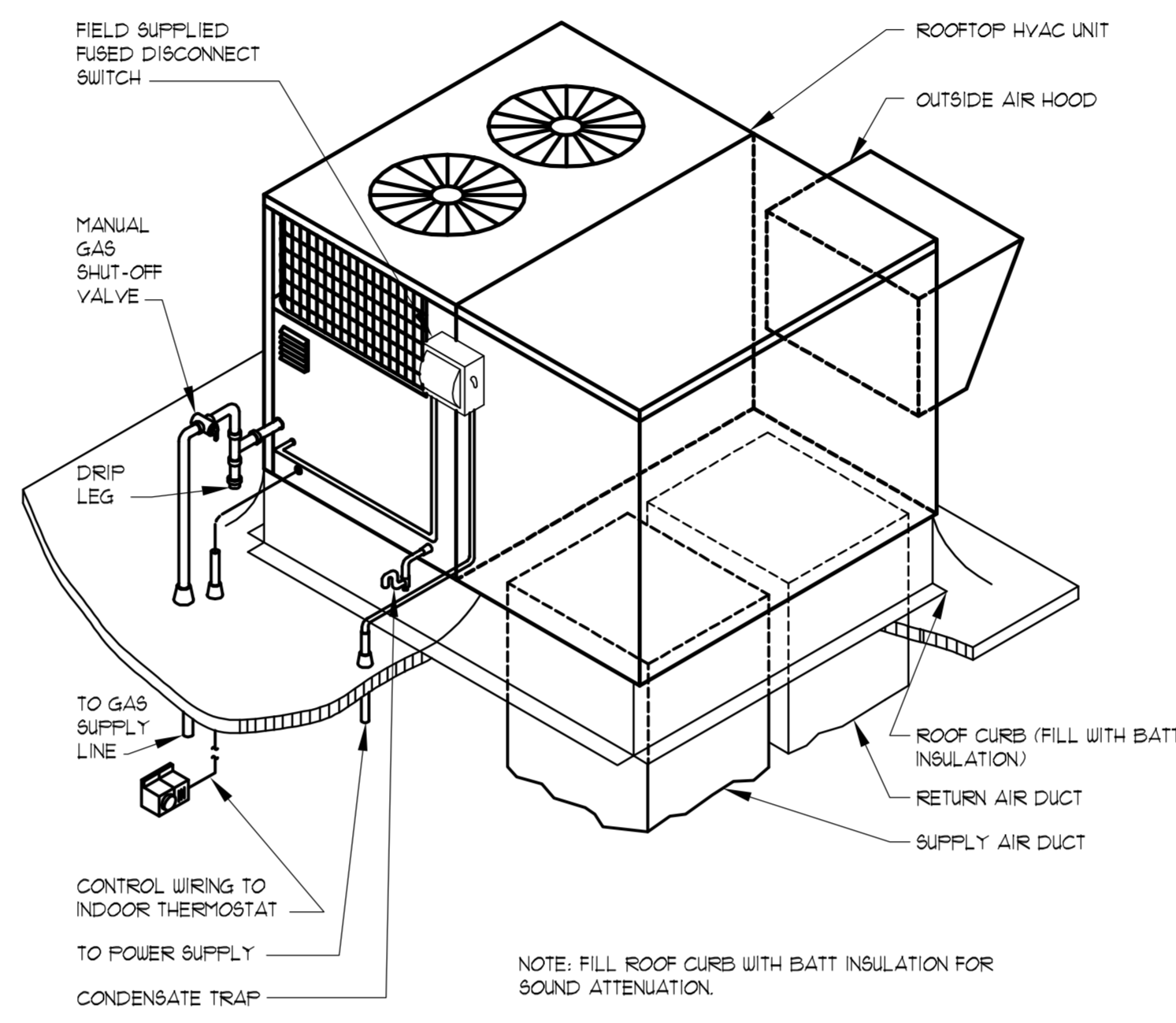
NOTE:
A SUBSTITUTE UNIT TIE-DOWN SYSTEM UTILIZING 1 1/2\"/>



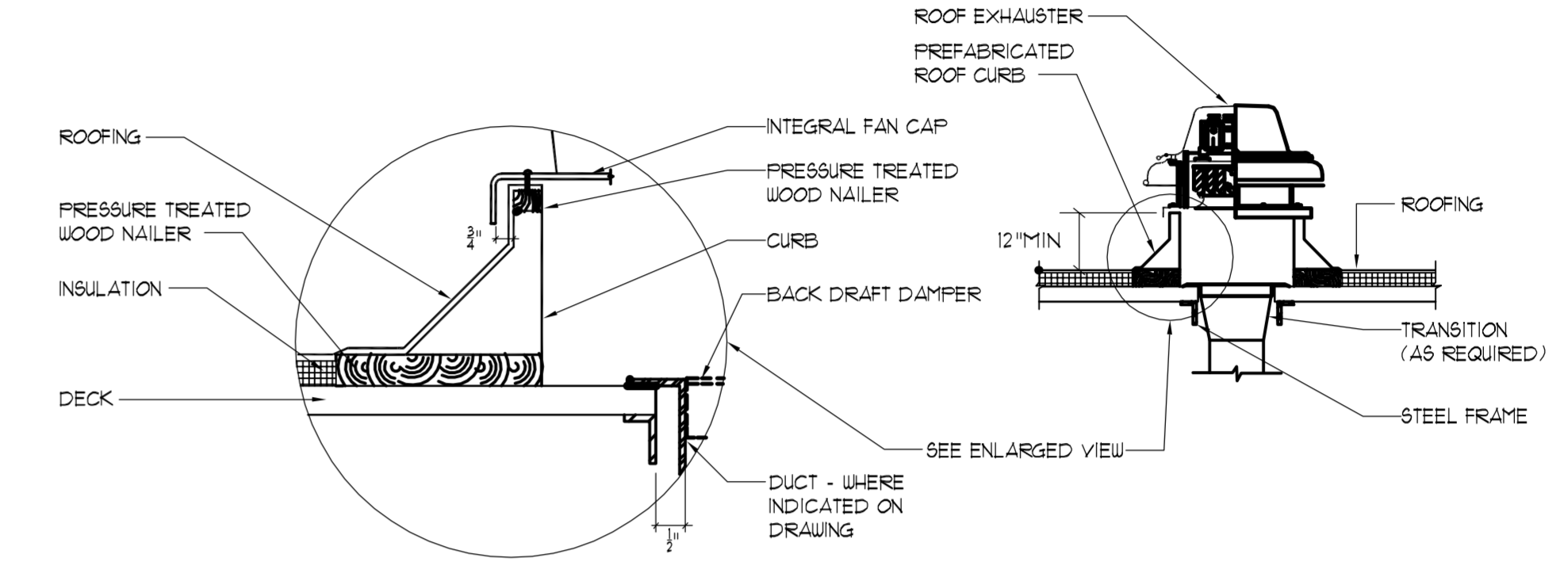
2 FAN COIL UNIT CONDENSATE PIPING DIAGRAM
NOT TO SCALE



1 TYPICAL DIFFUSER CONNECTION (SIDE OF DUCT)
NOT TO SCALE

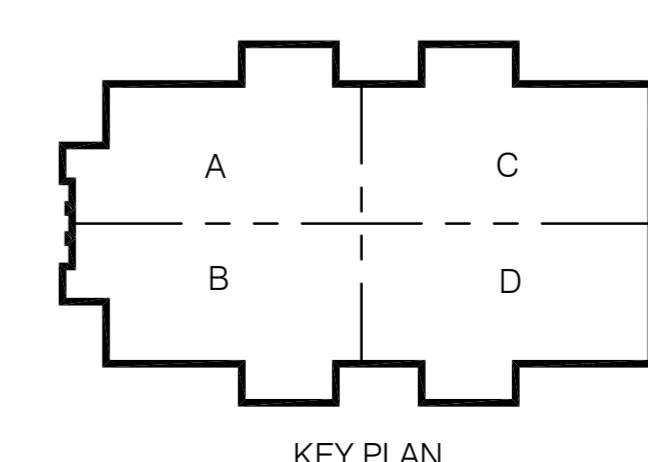


6 GAS FIRED ROOFTOP HVAC UNIT DETAIL
NOT TO SCALE



5 ROOF MOUNTED EXHAUST FAN DETAIL
NOT TO SCALE

NOTES:
1. WHERE NO DUCT IS INDICATED, BACKDRAFT DAMPER SHALL BE FULL SIZE OF OPENING IN ROOF DECK.
2. ROOF MOUNTED EXHAUST FANS SHALL NOT BE MOUNTED ON A SLOPE OF GREATER THAN 6/12.



CONWAY & OWEN
Mechanical • Electrical • Plumbing
1455 Bluegrass Lakes Pkwy.
Alpharetta, Ga 30004
P: (678)350-9000 F: (678)350-9010
www.Conway & Owen.com

NOT FOR CONSTRUCTION

NOT FOR CONSTRUCTION

GOODWYN MILLS | CAWOOD

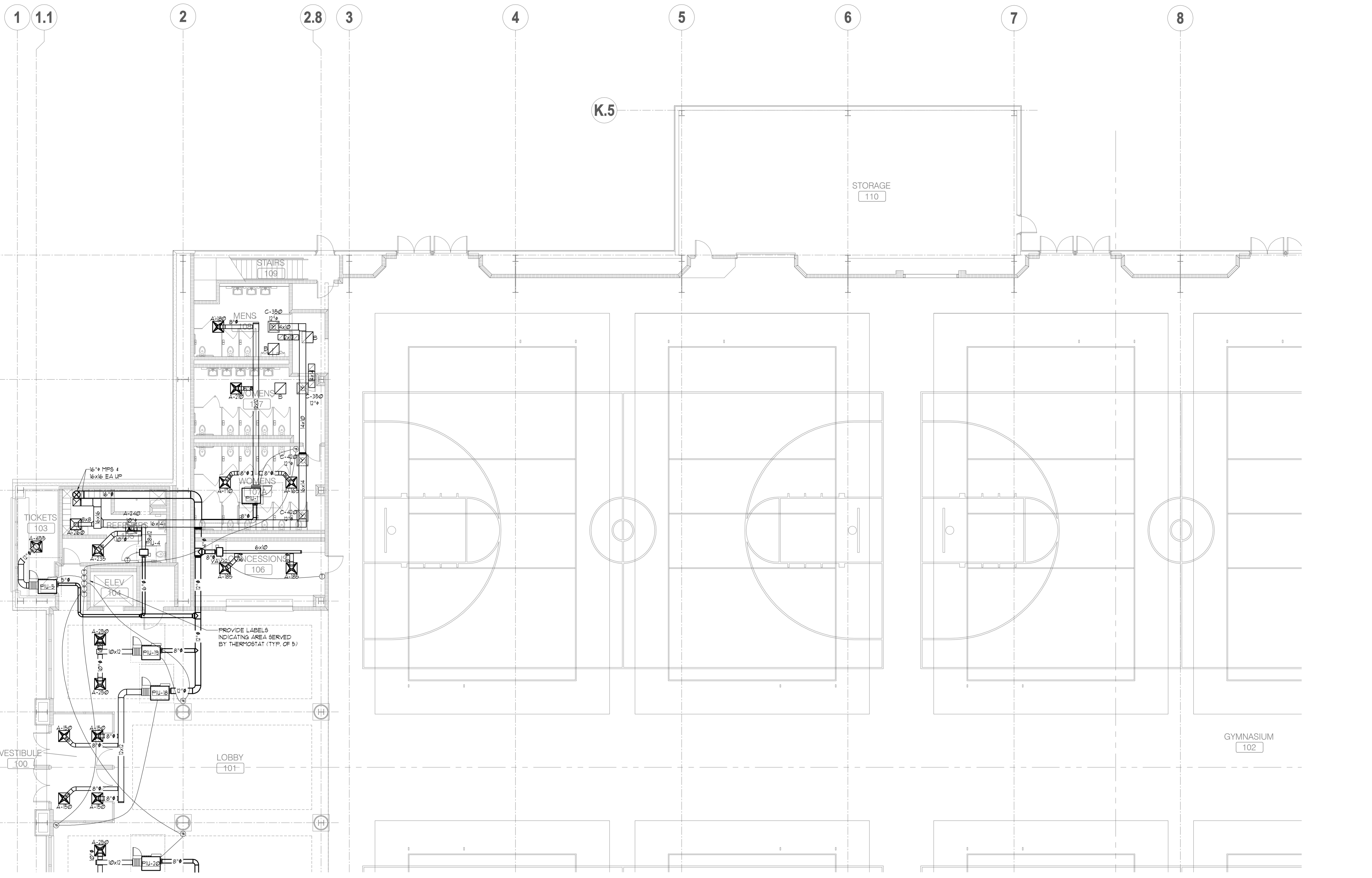
2660 EastChase Lane, Suite 200 | Montgomery, AL 36117 | Tel 334.271.3200 | GMGNETWORK.COM

ISSUE DATE	drawn by	checked by
50% CONSTR SET 05.27.2016		
95% CONSTR SET 06.27.2016		

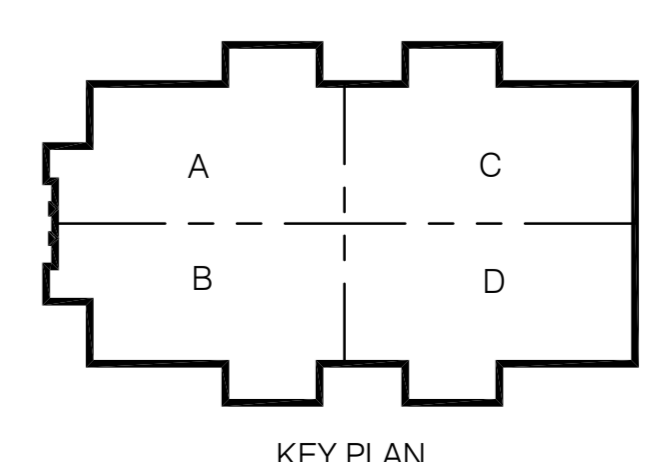
FOLEY EVENT CENTER
Foley, Alabama
AMGM150099

DETAILS - MECHANICAL

M0.02
sheet of 000.




FIRST FLOOR PLAN - MECHANICAL - PART A
 SCALE: 1/8" = 1'
 NORTH



CONWAY & OWEN
 Mechanical • Electrical • Plumbing
 1455 Bluegrass Lakes Pkwy.
 Alpharetta, GA 30004
 P: (678)250-9000 F: (678)350-9010
 www.Conway & Owen.com

FIRST FLOOR PLAN - MECHANICAL - PART A

M2.01A
 sheet of 000

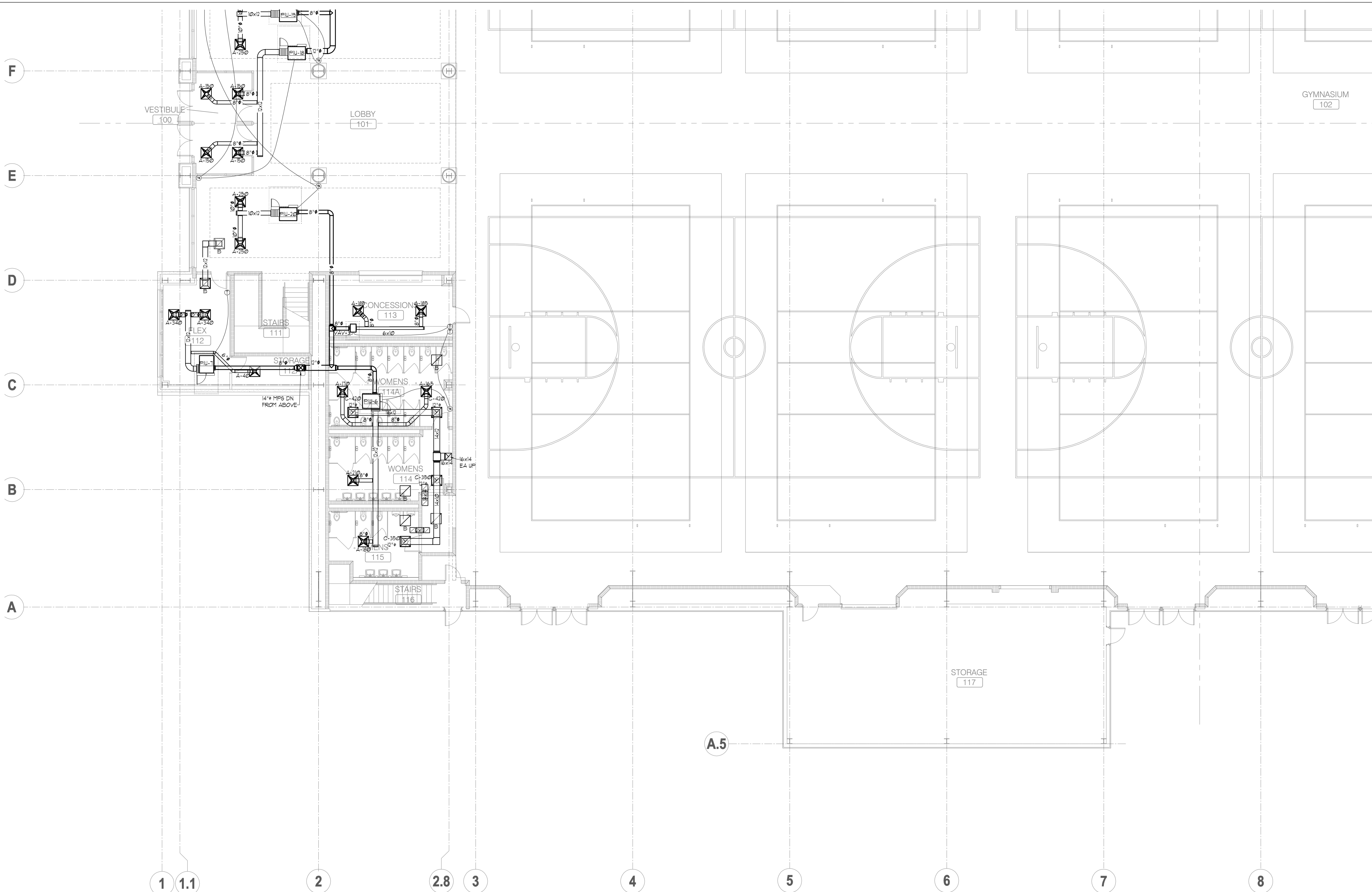
FOLEY EVENT CENTER
 Foley, Alabama
 AMGM150099

ISSUE DATE	50% CONSTR SET	95% CONSTR SET	drawn by:	checked by:
	05.27.2016	06.27.2016		

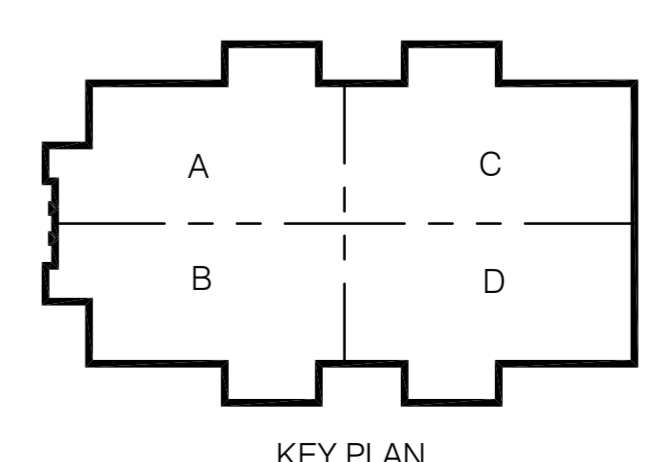
NOT FOR CONSTRUCTION

GOODWYN MILLS CAWOOD
 2660 EastChase Lane, Suite 200 | Montgomery, AL 36117
 Tel 334.271.3200 | GMCNETWORK.COM

NOT FOR CONSTRUCTION




FLOOR PLAN - MECHANICAL - PART B
 SCALE: 1/8" = 1'
 NORTH



KEY PLAN

CONWAY & OWEN
 Mechanical • Electrical • Plumbing
 1455 Bluegrass Lakes Pkwy.
 Alpharetta, GA 30004
 P: (678)250-9000 F: (678)350-9010
 www.Conway & Owen.com

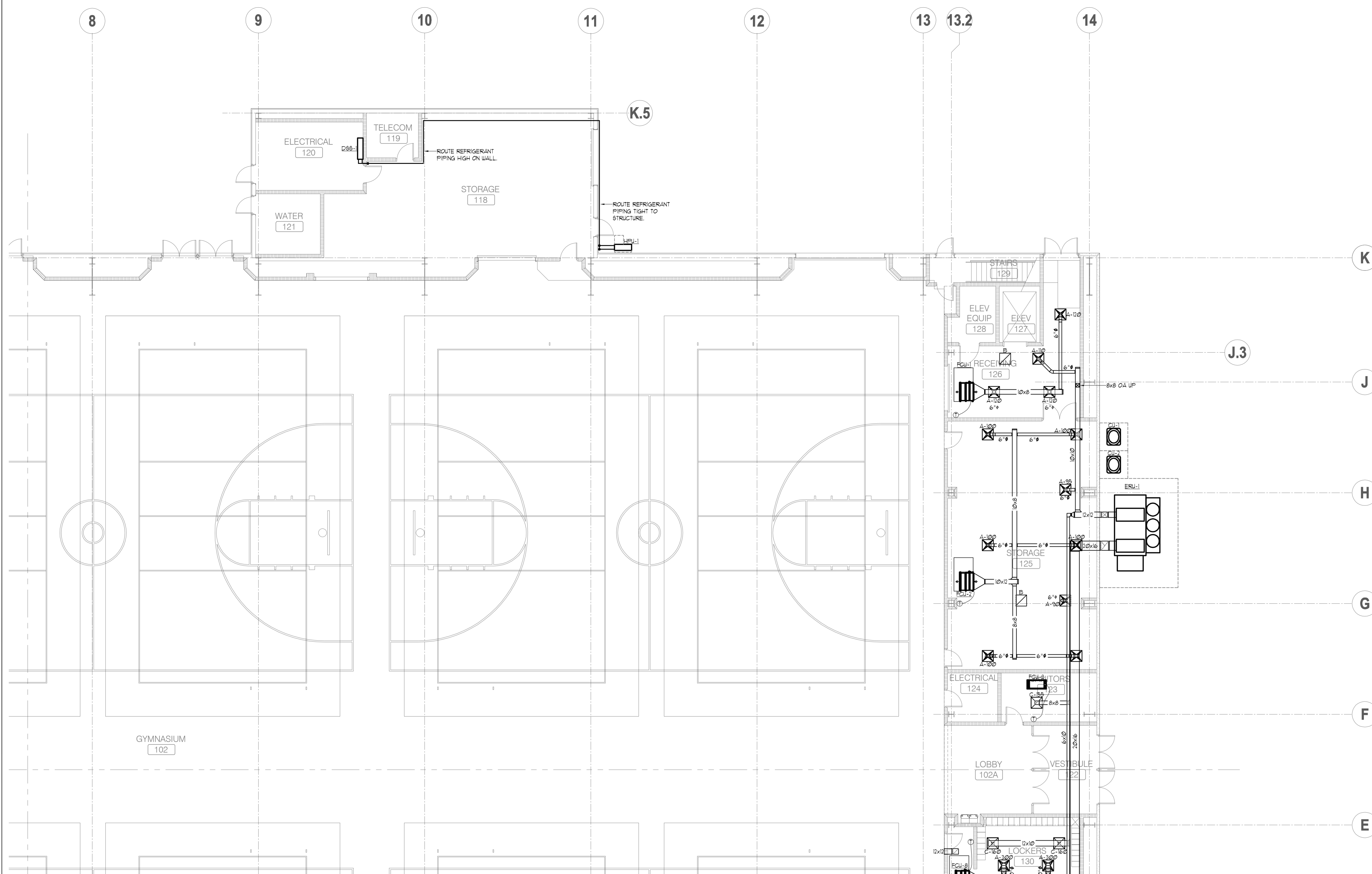
NOT FOR CONSTRUCTION

FIRST FLOOR PLAN - MECHANICAL - PART B
M2.01B
 sheet of 000

FOLEY EVENT CENTER
 Foley, Alabama
 AMGM150099

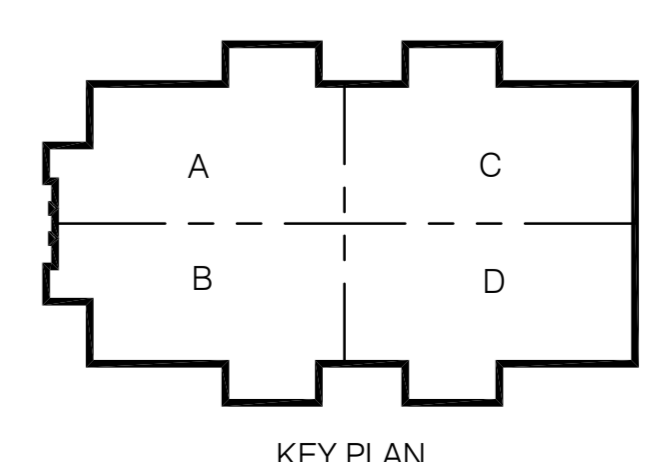
NOT FOR CONSTRUCTION
GOODWYN MILLS CAWOOD
 2660 EastChase Lane, Suite 200 | Montgomery, AL 36117
 Tel: 334.271.3200 | GMCNETWORK.COM

ISSUE/DATE	drawn by:	checked by:
50% CONSTR. SET 05.27.2016		
95% CONSTR. SET 06.27.2016		




FLOOR PLAN - MECHANICAL - PART C
 SCALE: 1/8" = 1'
 NORTH

NOT FOR CONSTRUCTION



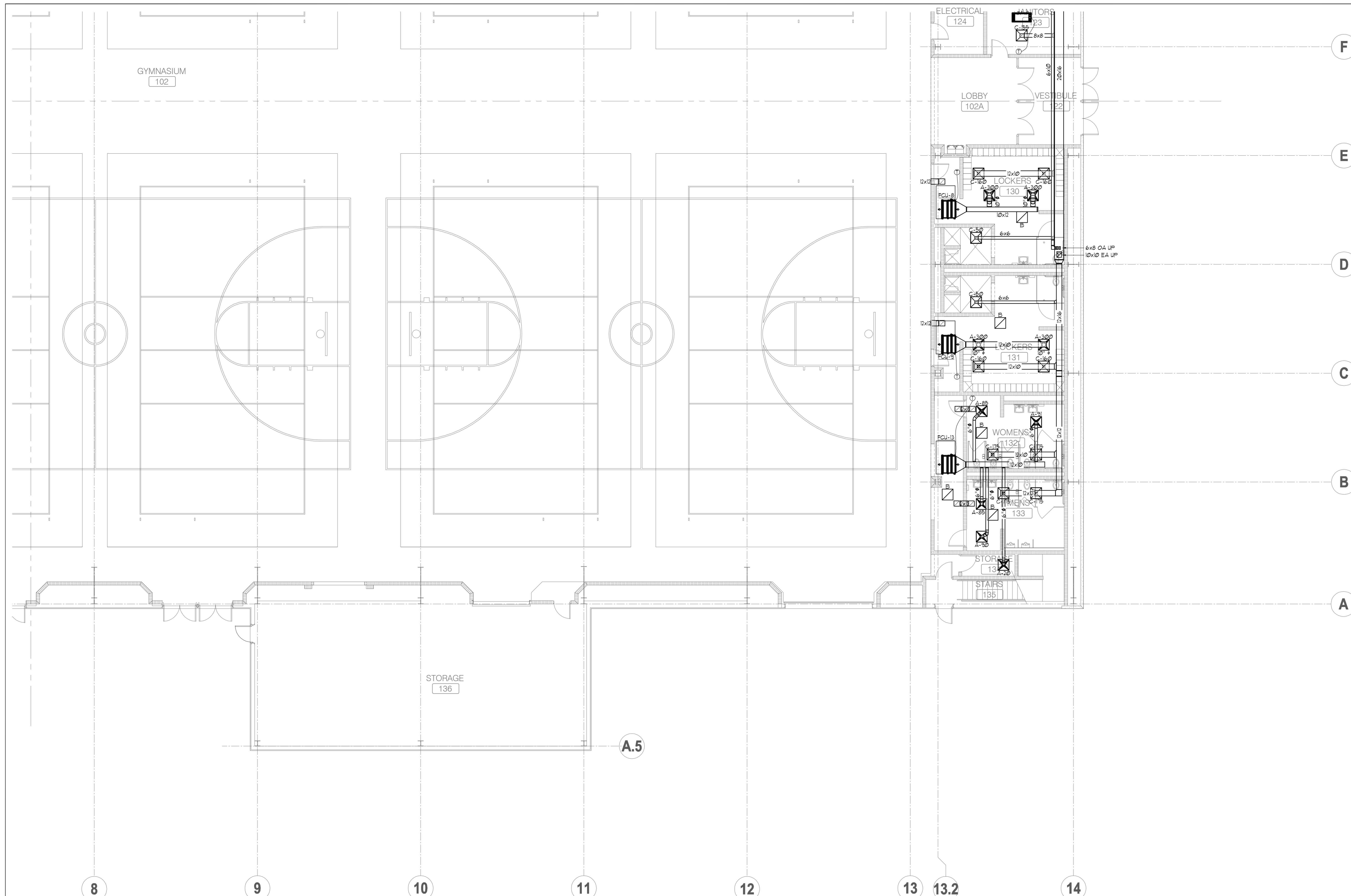
CONWAY & OWEN
 Mechanical • Electrical • Plumbing
 1455 Bluegrass Lakes Pkwy.
 Alpharetta, GA 30004
 P: (678)250-9000 F: (678)350-9010
 www.Conway & Owen.com

FIRST FLOOR PLAN - MECHANICAL - PART C
M2.01C
 sheet of 000

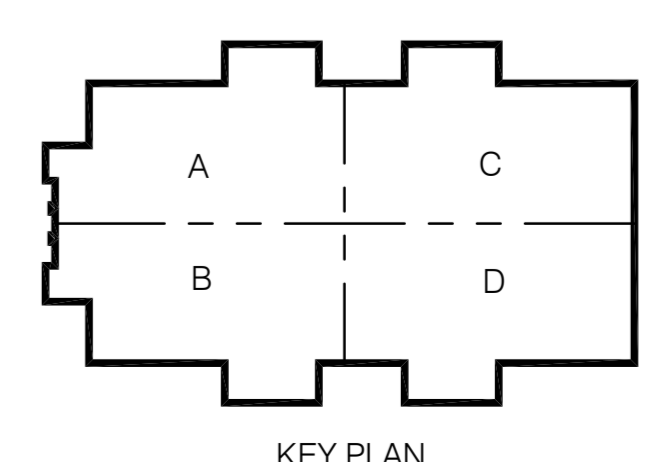
FOLEY EVENT CENTER
 Foley, Alabama
 AMGM150099

NOT FOR CONSTRUCTION
GOODWYN MILLS CAWOOD
 2660 EastChase Lane, Suite 200 | Montgomery, AL 36117
 Tel: 334.271.3200 | GMCNETWORK.COM

ISSUE/DATE	50% CONSTR SET	95% CONSTR SET	drawn by:	checked by:
	05-27-2016	06-27-2016		




FLOOR PLAN - MECHANICAL - PART D
 SCALE: 1/8" = 1'
 NORTH



CONWAY & OWEN
 Mechanical • Electrical • Plumbing
 1455 Blugrana Lakes Pkwy.
 Alpharetta, Ga 30004
 P: (678)350-9000 F: (678)350-9010
 www.Conway & Owen.com

FIRST FLOOR PLAN - MECHANICAL - PART D

M2.01D
 sheet of 000

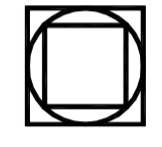
FOLEY EVENT CENTER
 Foley, Alabama

AMGM150099

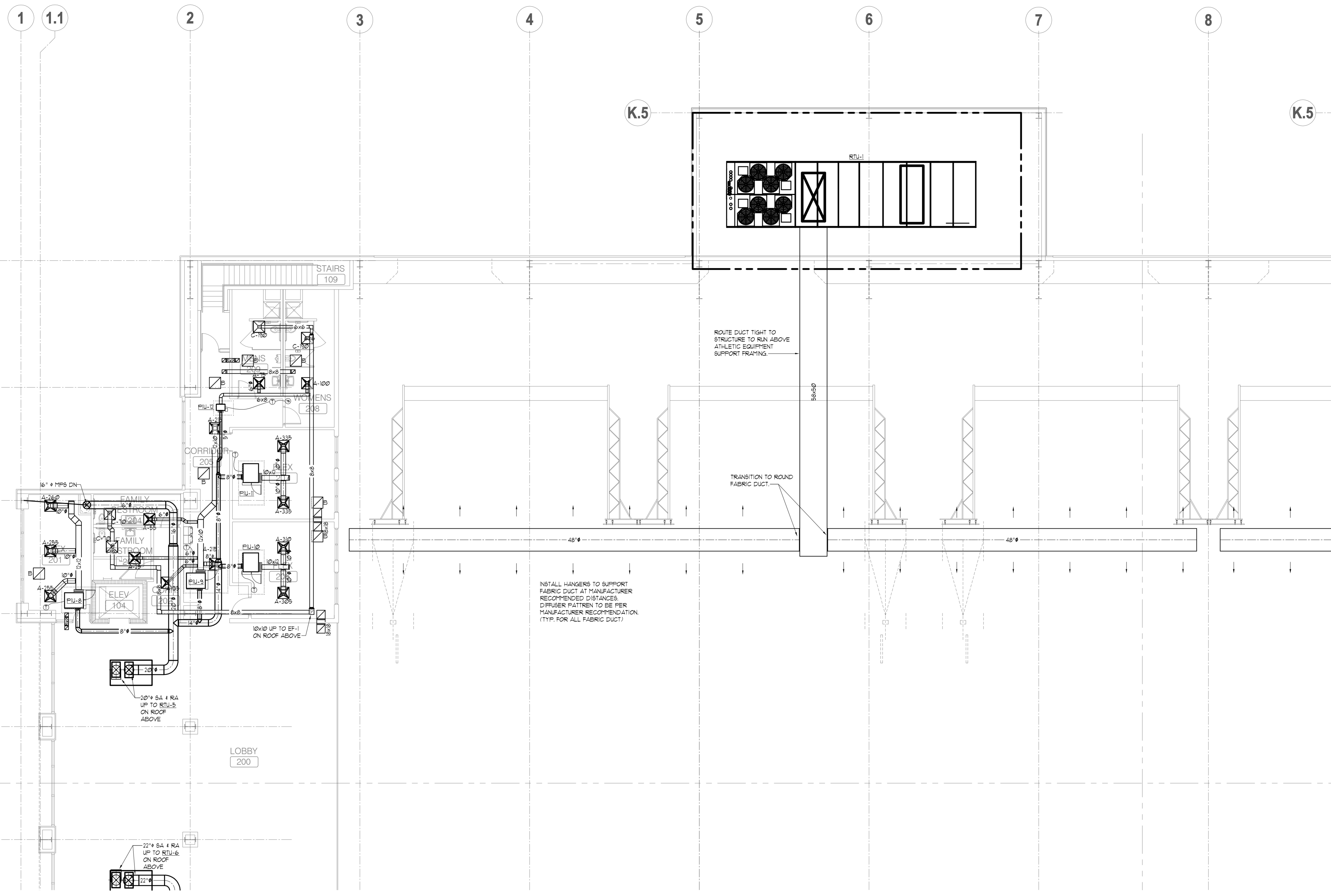
ISSUE/DATE
50% CONSTR SET 05.27.2016
95% CONSTR SET 06.27.2016

drawn by:	
checked by:	

NOT FOR CONSTRUCTION

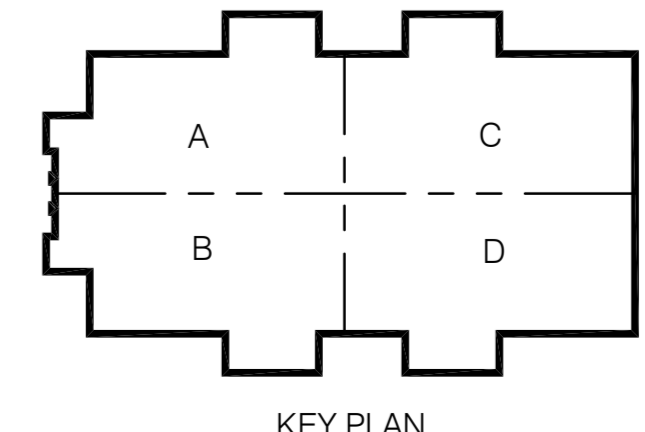

GOODWYN MILLS CAWOOD
 2660 EastChase Lane, Suite 200 | Montgomery, AL 36117
 Tel 334.271.3200 | GMCNETWORK.COM

NOT FOR CONSTRUCTION



MEZZANINE LEVEL PLAN - MECHANICAL - PART A
 SCALE: 1/8" = 1'
 NORTH

NOT FOR CONSTRUCTION



CONWAY & OWEN
 Mechanical • Electrical • Plumbing
 1455 Bluegrass Lakes Pkwy.
 Alpharetta, GA 30004
 P: (678)250-9000 F: (678)350-9010
 www.Conway & Owen.com

MEZZANINE LEVEL PLAN
 - MECHANICAL - PART A

FOLEY EVENT CENTER
 Foley, Alabama

AMGM150099

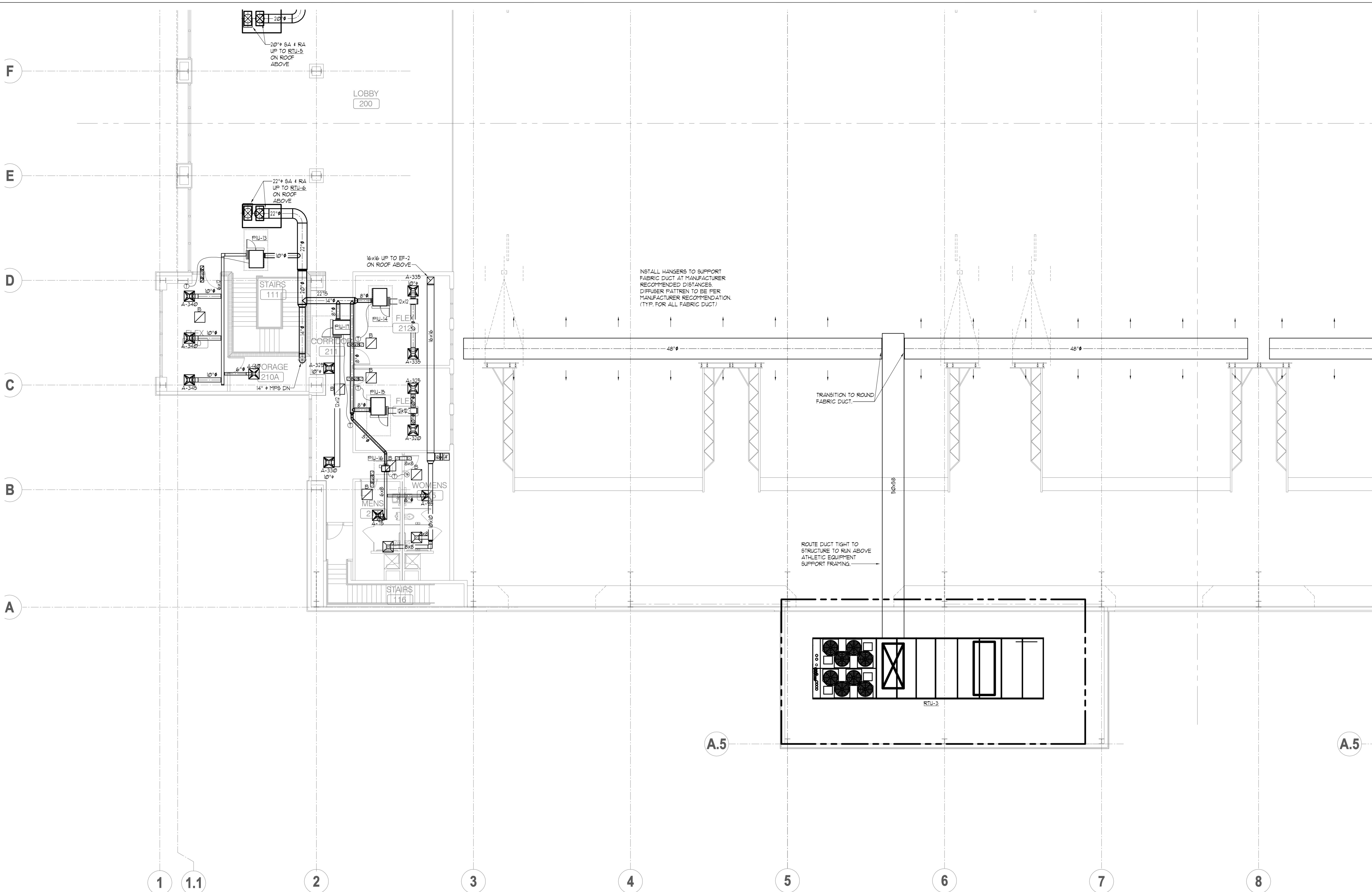
NOT FOR CONSTRUCTION

GOODWYN MILLS | CAWOOD

2660 EastChase Lane, Suite 200 | Montgomery, AL 36117
 Tel 334.271.3200 | GMCNETWORK.COM

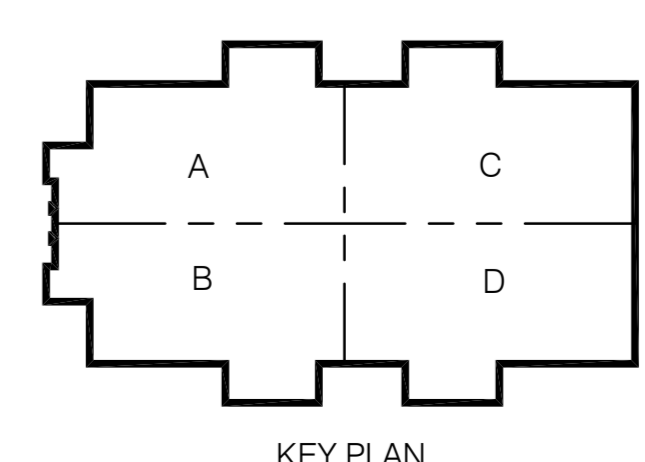
ISSUE/DATE	drawn by:	checked by:
50% CONSTR SET 05.27.2016		
95% CONSTR SET 06.27.2016		

M2.02A
 sheet of 000



MEZZANINE LEVEL PLAN - MECHANICAL - PART B
 SCALE: 1/8" = 1'
 NORTH

NOT FOR CONSTRUCTION



CONWAY & OWEN
 Mechanical • Electrical • Plumbing
 1455 Bluegrass Lakes Pkwy.
 Alpharetta, GA 30004
 P: (678)250-9000 F: (678)350-9010
 www.Conway & Owen.com

MEZZANINE LEVEL PLAN
 - MECHANICAL - PART B

FOLEY EVENT CENTER
 Foley, Alabama

AMGM150099

ISSUE/DATE

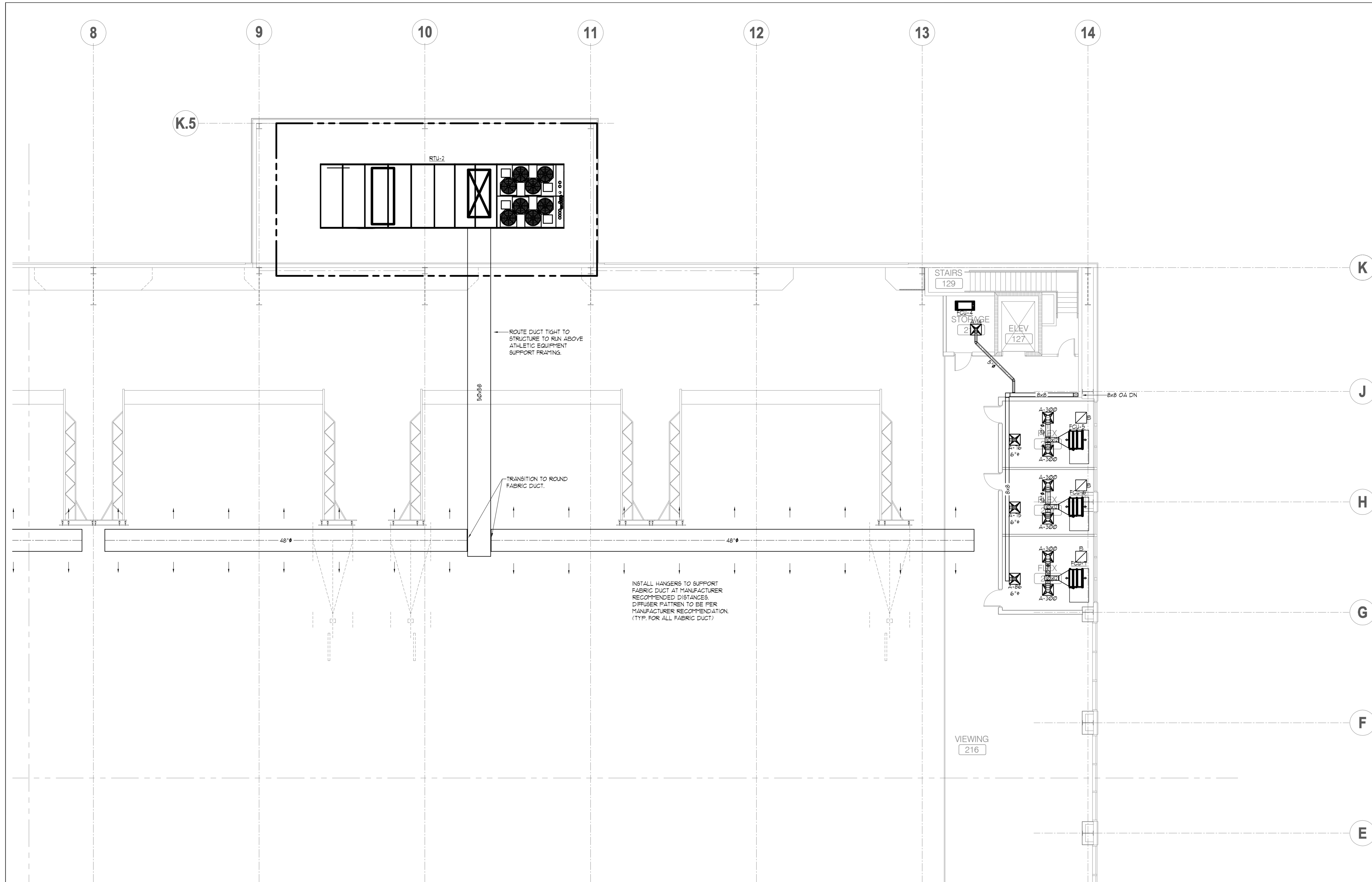
50% CONSTR. SET	05-27-2016
95% CONSTR. SET	06-27-2016
drawn by:	
checked by:	

NOT FOR CONSTRUCTION

GOODWYN MILLS CAWOOD

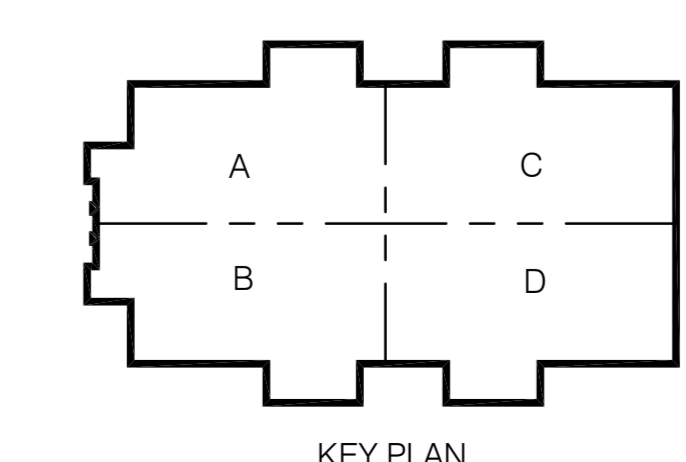
2660 EastChase Lane, Suite 200 | Montgomery, AL 36117
 Tel: 334.271.3200 | GMGNETWORK.COM

M2.02B
 sheet of 000




MEZZANINE LEVEL PLAN - MECHANICAL - PART C
 SCALE: 1/8" = 1'
 NORTH

NOT FOR CONSTRUCTION



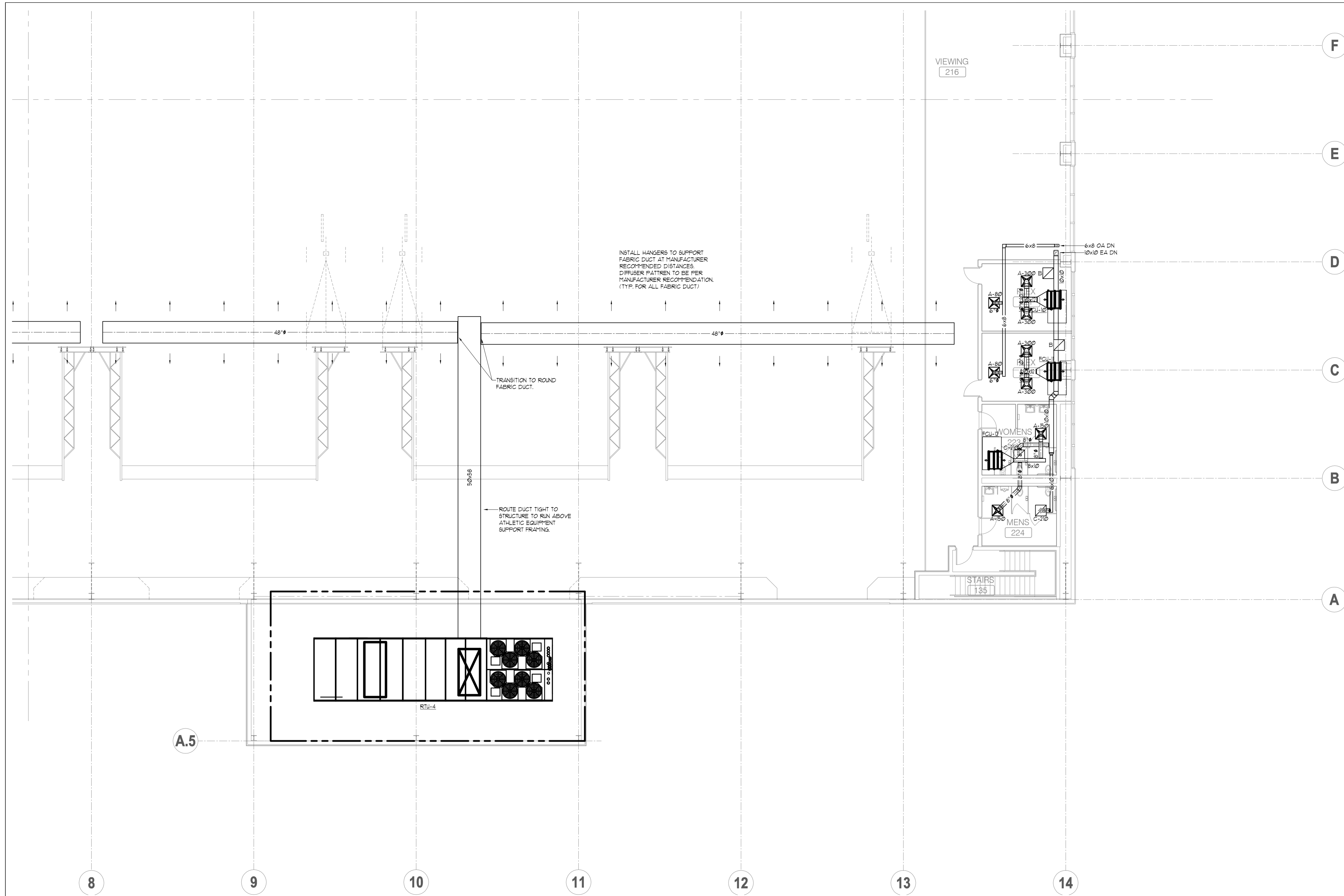
CONWAY & OWEN
 Mechanical • Electrical • Plumbing
 1455 Bluegrass Lakes Pkwy.
 Alpharetta, GA 30004
 P: (678)250-9000 F: (678)350-9010
 www.Conway & Owen.com

SECOND FLOOR PLAN - MECHANICAL - PART C
M2.02C
 sheet of 000

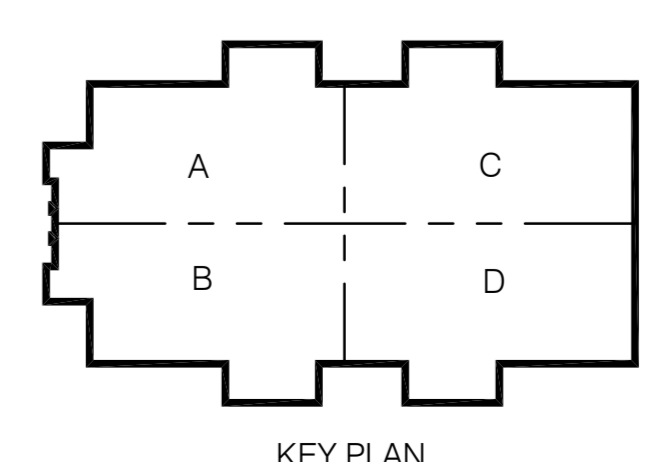
FOLEY EVENT CENTER
 Foley, Alabama
 AMGM150099

NOT FOR CONSTRUCTION
 GOODWYN MILLS CAWOOD
 2660 EastChase Lane, Suite 200 | Montgomery, AL 36117
 Tel 334.271.3200 | GMCNETWORK.COM

ISSUE/DATE	50% CONSTR SET	05-27-2016
	95% CONSTR SET	06-27-2016
	drawn by:	
	checked by:	



MEZZANINE LEVEL PLAN - MECHANICAL - PART D
SCALE: 1/8" = 1'



CONWAY & OWEN
Mechanical • Electrical • Plumbing
1455 Bluegrass Lakes Pkwy.
Alpharetta, GA 30004
P: (678)250-9000 F: (678)350-9010
www.Conway & Owen.com

NOT FOR CONSTRUCTION

NOT FOR CONSTRUCTION

GOODWYN MILLS | CAWOOD

2660 EastChase Lane, Suite 200 | Montgomery, AL 36117
Tel 334.271.3200 | GMCNETWORK.COM

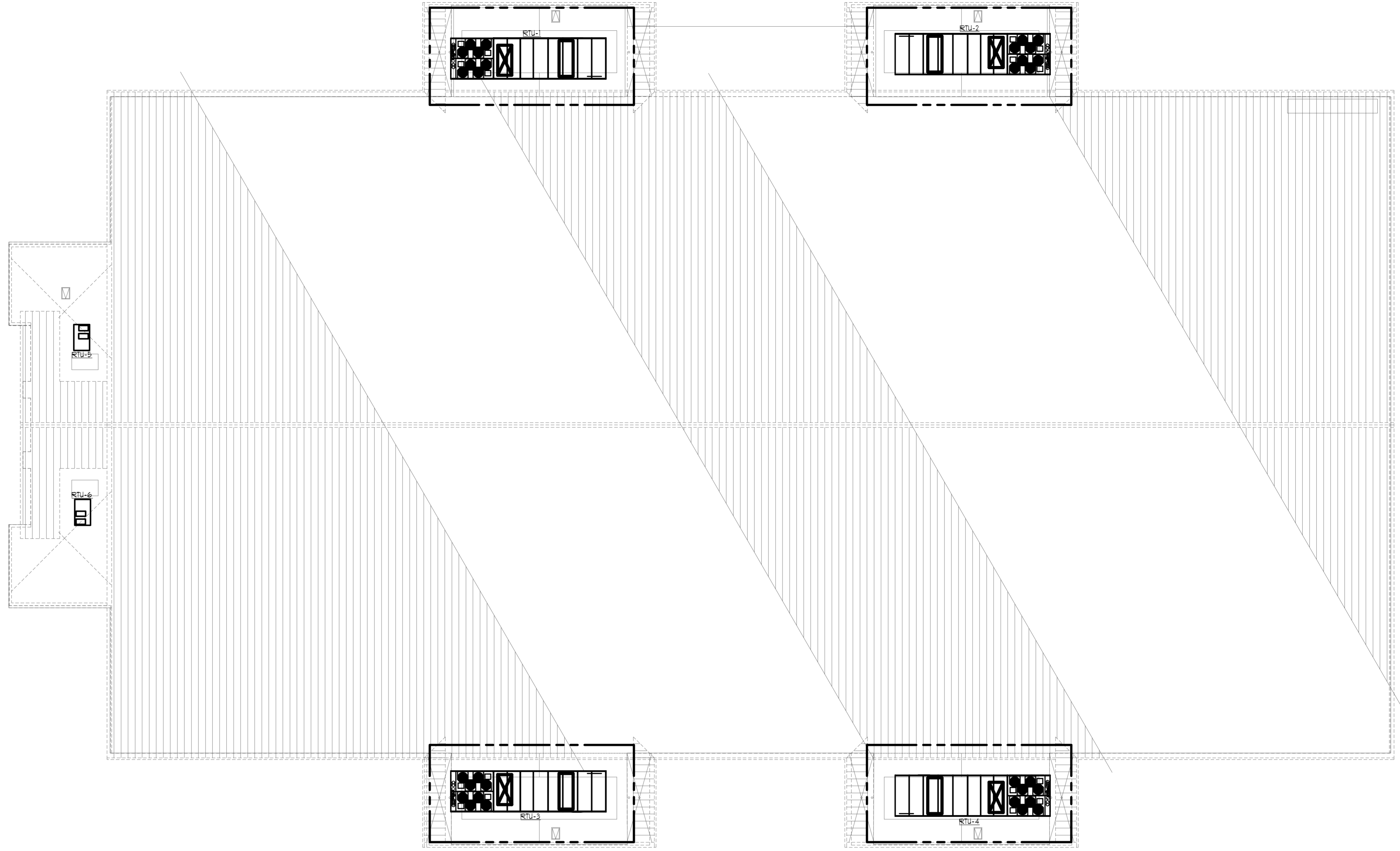
ISSUE/DATE

50% CONSTR SET	05-27-2016
95% CONSTR SET	06-27-2016
drawn by:	
checked by:	

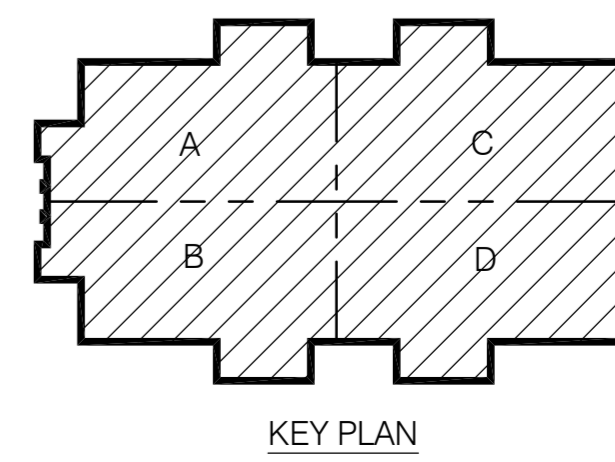
FOLEY EVENT CENTER
Foley, Alabama
AMGM150099

MEZZANINE LEVEL PLAN
- MECHANICAL - PART D

M2.02D
sheet of 000




 ROOF PLAN - MECHANICAL
 SCALE: 1/8" = 1'
 NORTH



CONWAY & OWEN
 Mechanical • Electrical • Plumbing
 1455 Bluegrass Lakes Pkwy.
 Alpharetta, Ga 30004
 P: (678)350-9000 F: (678)350-9010
 www.Conway & Owen.com

NOT FOR CONSTRUCTION

ROOF PLAN - MECHANICAL

M2.03

sheet of 000

FOLEY EVENT CENTER

Foley, Alabama

AMGM150099

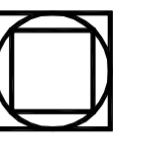
ISSUE/DATE

50% CONSTR SET 05-27-2016

drawn by

checked by

NOT FOR CONSTRUCTION



GOODWYN MILLS | CAWOOD

2660 EastChase Lane, Suite 200 | Montgomery, AL 36117
 Tel 334.271.3200 | GMGNETWORK.COM

1ST FLOOR MECHANICAL EQUIPMENT ELECTRICAL CONNECTION SCHEDULE

TAG	LOAD	VOLT / PHASE	CIRCUIT NUMBER	BREAKER	BRANCH CIRCUIT	DISCONNECT	NOTES
ERU-1	5KW	480/3	HEM-4	60A/3	3Ø, MDG. - 1°C.		
CU-1	24A	208/3	LEM-13.5	35A/3P	3Ø, MDG. 1°C.	60A/3P/3R	
CU-2	24A	208/3	LEM-2.46	35A/3P	3Ø, MDG. 1°C.	60A/3P/3R	
VAV-2	3KW	277/1	HUMB-13	-	4Ø, MDG. ¾" C.		BY DIV. B
VAV-3	3KW	277/1	HUMB-5	-	4Ø, MDG. ¾" C.		BY DIV. B
EF-1	1/2HP	120/1	LEM-31	-	2Ø, MDG. ¾" C.		MOTOR RATED SWITCH
EF-2	1/2HP	120/1	LEM-33	-	2Ø, MDG. ¾" C.		MOTOR RATED SWITCH
FCU-1	125A	208/1	LEM-1.9	2Ø/2	3Ø, MDG. - 3/4" C.		
FCU-2	136A	208/1	LEM-11.3	2Ø/2	3Ø, MDG. - 3/4" C.		
FCU-3	Ø25A	208/1	LEM-19.71	2Ø/2	3Ø, MDG. - 3/4" C.		
FCU-8	136A	208/1	LEM-19.21	2Ø/2	3Ø, MDG. - 3/4" C.		
FCU-9	136A	208/1	LEM-23.25	2Ø/2	3Ø, MDG. - 3/4" C.		
FCU-13	121A	208/1	LEM-21.23	2Ø/2	3Ø, MDG. - 3/4" C.		
FIU-1	5KW	480/3	HUMA-13.5	2Ø/3	4Ø, MDG. ¾" C.		BY DIV. B
FIU-4	3KW	480/3	HUMA-13.11	2Ø/3	4Ø, MDG. ¾" C.		BY DIV. B
FIU-5	3KW	480/3	HUMA-13.5/11	2Ø/3	4Ø, MDG. ¾" C.		BY DIV. B
FIU-6	5KW	480/3	HUMA-13.2123	2Ø/3	4Ø, MDG. ¾" C.		BY DIV. B
FIU-7	6KW	480/3	HUMA-25.2123	2Ø/3	4Ø, MDG. ¾" C.		BY DIV. B
FIU-18	4KW	480/3	HUMA-3133.35	2Ø/3	4Ø, MDG. ¾" C.		BY DIV. B
FIU-19	3KW	480/3	HUMA-3133.41	2Ø/3	4Ø, MDG. ¾" C.		BY DIV. B
FIU-20	3KW	480/3	HUMB-13.5	2Ø/3	4Ø, MDG. ¾" C.		BY DIV. B
RP-A	Ø9KW	120/1	LEM-41	2Ø/1	2Ø, MDG. ¾" C.		MOTOR RATED SWITCH
D55-1A/FU-1	18A	208/1	LEM-37.35	3Ø/1	2Ø, MDG. ¾" C.		MOTOR RATED SWITCH
WH-1	-	120/1	LUM-1	LUM-1	2Ø, MDG. ¾" C.		MOTOR RATED SWITCH
WH-2	-	120/1	LEM-12	LEM-35	2Ø, MDG. ¾" C.		MOTOR RATED SWITCH
WH-3	-	120/1	LUM-3	LUM-3	2Ø, MDG. ¾" C.		MOTOR RATED SWITCH
SP-1	-	120/1	LUM-5	LUM-5	2Ø, MDG. ¾" C.		MOTOR RATED SWITCH

NOTES 1

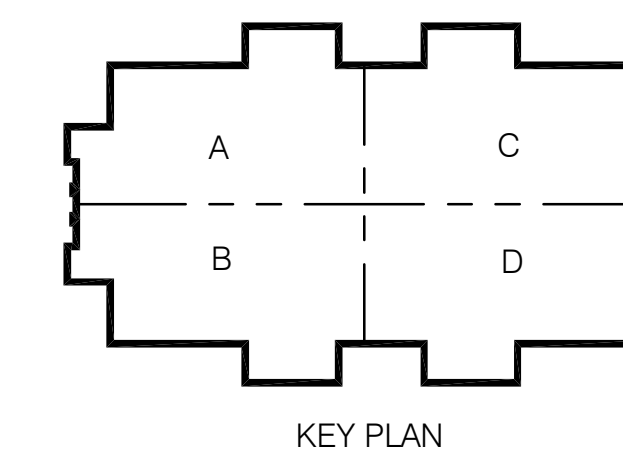
2ND FLOOR MECHANICAL EQUIPMENT ELECTRICAL CONNECTION SCHEDULE

TAG	LOAD	VOLT / PHASE	CIRCUIT NUMBER	BREAKER	BRANCH CIRCUIT	DISCONNECT	NOTES
RTU-1	233A	480/3	HMB-1	250A/3P	3Ø5ØKCHILL, 1M.G. 3" C.		BY DIV. B
RTU-2	233A	480/3	HMB-2	250A/3P	3Ø5ØKCHILL, 1M.G. 3" C.		BY DIV. B
RTU-3	233A	480/3	HBM-1	250A/3P	3Ø5ØKCHILL, 1M.G. 3" C.		BY DIV. B
RTU-4	233A	480/3	HBM-2	250A/3P	3Ø5ØKCHILL, 1M.G. 3" C.		BY DIV. B
RTU-5	22.4A	480/3	HUMA-13.11	3ØA/3P	3Ø, MDG. ¾" C.		BY DIV. B
RTU-6	22.4A	480/3	HUMA-20.2224	3ØA/3P	3Ø, MDG. ¾" C.		BY DIV. B
FCU-4	25A	208/1	LEM-8.10	2Ø/2	3Ø, MDG. - 3/4" C.		
FCU-5	145A	208/1	LEM-12.4	2Ø/2	3Ø, MDG. - 3/4" C.		
FCU-6	145A	208/1	LEM-16.8	2Ø/2	3Ø, MDG. - 3/4" C.		
FCU-7	136A	208/1	LEM-20.22	2Ø/2	3Ø, MDG. - 3/4" C.		
FCU-10	145A	208/1	LEM-24.26	2Ø/2	3Ø, MDG. - 3/4" C.		
FCU-11	145A	208/1	LEM-28.30	2Ø/2	3Ø, MDG. - 3/4" C.		
FCU-12	125A	208/1	LEM-32.34	2Ø/2	3Ø, MDG. - 3/4" C.		
FIU-8	5KW	480/3	HUMA-2.46	2Ø/3	4Ø, MDG. ¾" C.		BY DIV. B
FIU-9	3KW	480/3	HUMA-8.10.12	2Ø/3	4Ø, MDG. ¾" C.		BY DIV. B
FIU-10	4KW	480/3	HUMA-14.16.18	2Ø/3	4Ø, MDG. ¾" C.		BY DIV. B
FIU-11	4KW	480/3	HUMA-20.22.24	2Ø/3	4Ø, MDG. ¾" C.		BY DIV. B
FIU-12	1KW	480/3	HUMA-26.28.30	2Ø/3	4Ø, MDG. ¾" C.		BY DIV. B
FIU-13	6KW	480/3	HUMA-32.34.36	2Ø/3	4Ø, MDG. ¾" C.		BY DIV. B
FIU-14	4KW	480/3	HUMA-38.40.42	2Ø/3	4Ø, MDG. ¾" C.		BY DIV. B
FIU-15	4KW	480/3	HUMA-2.46	2Ø/3	4Ø, MDG. ¾" C.		BY DIV. B
FIU-16	1KW	480/3	HUMA-8.10.12	2Ø/3	4Ø, MDG. ¾" C.		BY DIV. B
FIU-17	4KW	480/3	HUMA-14.16.18	2Ø/3	4Ø, MDG. ¾" C.		BY DIV. B

NOTES 1

LIGHTING FIXTURE SCHEDULE

FIXTURE TYPE	SYMBOL	DESCRIPTION	INPUT WATTS	LAMPS	BALLAST	MANUFACTURER	NOTES
A		2 X 4 LAY IN LED TROFFER 4000 LUMENS 3000K	44	4000 LUMEN LED	Ø-1ØV DIMMING LED DRIVER	METALUX 24CZ-LED4-4Ø-RPD-L83Ø-CDI OR EQUAL BY LITHONIA, COLUMBIA, CREE	
A/EM		2 X 4 LAY IN LED TROFFER 4000 LUMENS 3000K WITH 14ØØ LUMEN EMERGENCY BATTERY PACK	44	4000 LUMEN LED	Ø-1ØV DIMMING LED DRIVER	METALUX 24CZ-LED4-4Ø-RPD-EL14Ø-L83Ø-CDI OR EQUAL BY LITHONIA, COLUMBIA, CREE	
B		2 X 2 LAY IN LED TROFFER 32ØØ LUMENS 3000K	35	32ØØ LUMEN LED	Ø-1ØV DIMMING LED DRIVER	METALUX 22CZ-LED4-34-RPD-L83Ø-CDI OR EQUAL BY LITHONIA, COLUMBIA, CREE	
B/EM		2 X 2 LAY IN LED TROFFER 32ØØ LUMENS 3000K WITH 14ØØ LUMEN EMERGENCY BATTERY PACK	35	32ØØ LUMEN LED	Ø-1ØV DIMMING LED DRIVER	METALUX 22CZ-LED4-34-RPD-EL14Ø-L83Ø-CDI OR EQUAL BY LITHONIA, COLUMBIA, CREE	
C		4 FOOT LED STRIP FIXTURE				CREE L84 4Ø	
C/EM							
D		2 X 4 LAY IN LED TROFFER A 19 LENS 36ØØ LUMENS 3000K	44	36ØØ LUMEN LED	LED DRIVER	METALUX 24GR-LD4-38-FI-UNV-L83Ø-CDI-U, OR EQUAL BY COLUMBIA, LITHONIA	
D/EM		2 X 4 LAY IN LED TROFFER A 19 LENS 36ØØ LUMENS 3000K	44	36ØØ LUMEN LED	LED DRIVER	METALUX 22ØR-LD4-38-FI-UNV-EL14Ø-L83Ø-CDI-U, OR EQUAL BY COLUMBIA, LITHONIA	
F		2ØØØ LUMEN, 6" DIAMETER RECESSED LED DOWNLIGHT, WIDE BEAM CLEAR DIFFUSE REFLECTOR WHITE FLANGE 3ØØØK	31	2ØØØ LUMEN LED	ELECTRONIC LED DRIVER	COOPER PORTFOLIO LD6A-2Ø-DØØØTE-ER1Ø6A-2Ø-Ø3Ø-6L1ØØ-4-U F OR EQUAL BY HUBBELL, CREE, LITHONIA	
F/EM		2ØØØ LUMEN, 6" DIAMETER RECESSED LED DOWNLIGHT, WIDE BEAM CLEAR DIFFUSE REFLECTOR WHITE FLANGE 3ØØØK EMERGENCY BATTERY PACK	31	2ØØØ LUMEN LED	ELECTRONIC LED DRIVER	COOPER PORTFOLIO LD6A-2Ø-DØØØTE-ER1Ø6A-2Ø-Ø3Ø-6L1ØØ-4-U F OR EQUAL BY HUBBELL, CREE, LITHONIA	
G		36ØØØ LUMEN LED HIGH BAY, ACRYLIC REFRACTOR 4ØØØK	35Ø			DECO LIGHTING D3ØØ-35Ø-4Ø-UNV-1ØØ ACRYLIC-CS	
H		15ØØØ LUMEN LED HIGH BAY, ACRYLIC REFRACTOR 4ØØØK	15Ø			DECO LIGHTING D3ØØ-15Ø-4Ø-UNV-1ØØ ACRYLIC-CS	
X		LED POLYCARBONATE UNIVERSAL EXIT SIGN RED LETTERS WHITE HOUSING, 1 OR 2 SIDE, EMERGENCY BATTERY PACK, UNIVERSAL MOUNT, CHEVRONS TO MATCH LOCATION			ELECTRONIC	EMERGLITE PREMIER SERIES OR EQUAL BY DUAL LITE, SURE LITE, BEGHELLI, COOPER	



CONWAY & OWEN
 Mechanical • Electrical • Plumbing
 1455 Bluegrass Lakes Pkwy.
 Alpharetta, Ga 30004
 P: (678)350-9000 F: (678)350-9010
 www.Conway & Owen.com

NOT FOR CONSTRUCTION

NOT FOR CONSTRUCTION

GOODYWN MILLS CAWOOD

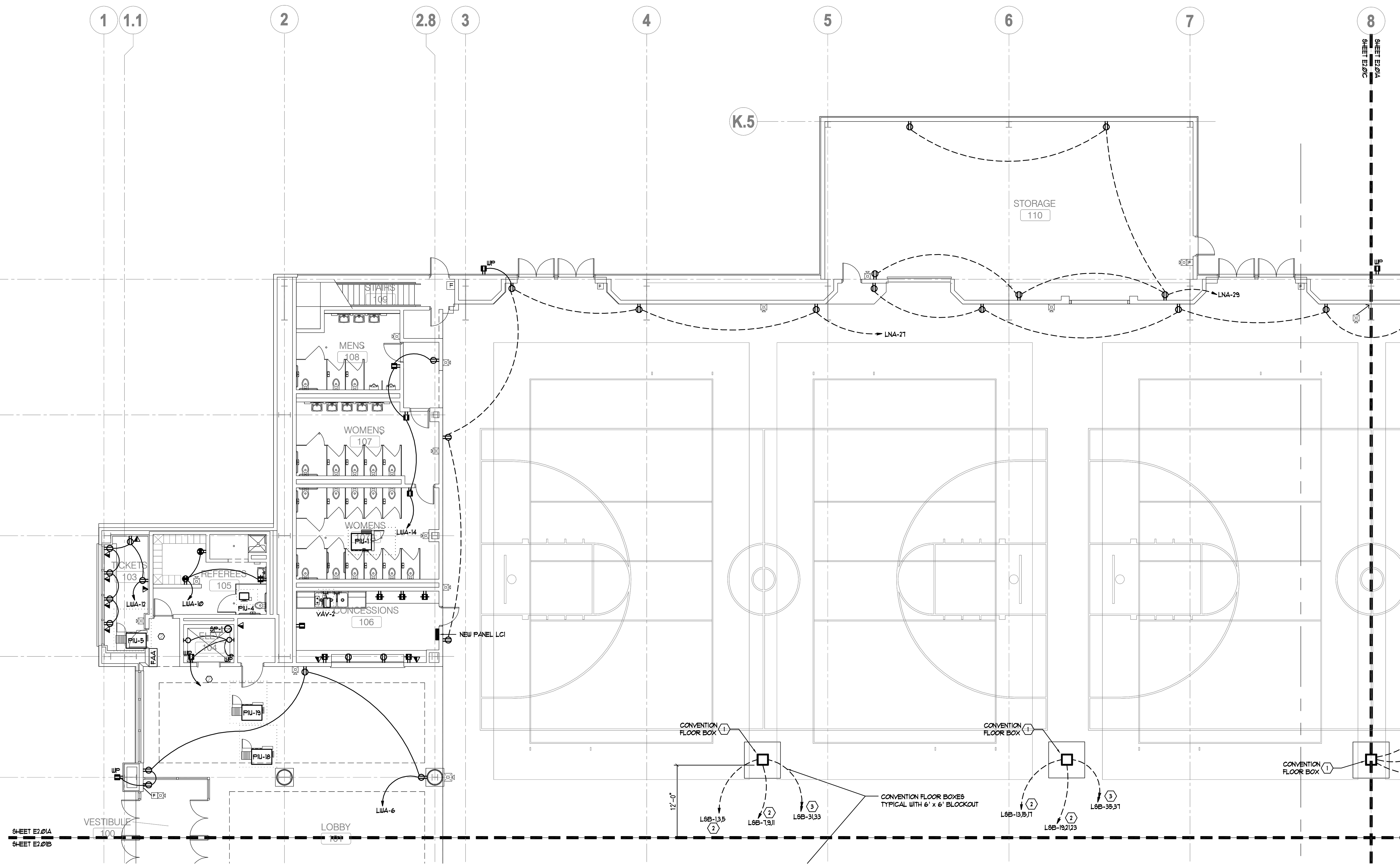
2660 EastChase Lane, Suite 200 | Montgomery, AL 36117
 Tel 334.271.3200 | GMCNETWORK.COM

FOLEY EVENT CENTER
 Foley, Alabama
 AMGMT150099

SYMBOLS, NOTES AND DETAILS

E0.01
 sheet of 000

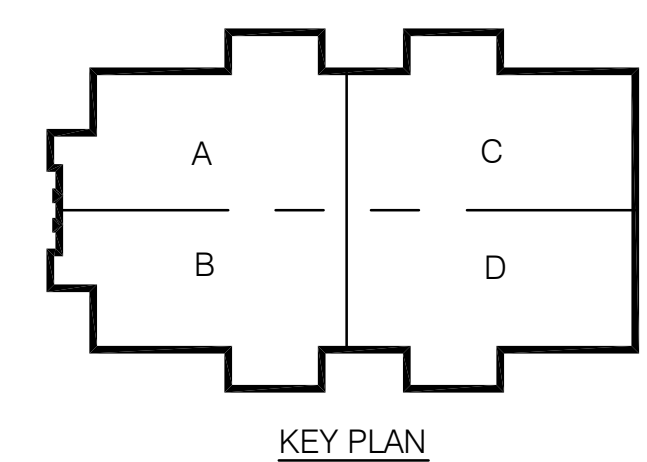
ISSUE DATE	50% CONSTR SET	95% CONSTR SET	drawn by	checked by
	05.27.2016	06.27.2016		



FLOOR PLAN - ELECTRICAL - PART A
 SCALE: 1/8" = 1'
 NORTH

ALL RECEPTACLES AND LIGHTING CONTROL SWITCH INSTALLED IN ELEVATOR PIT SHALL BE INSTALLED IN WEATHER PROOF ENCLOSURES. COORDINATE EXACT LOCATION OF LIGHTS, CONTROL SWITCHES AND RECEPTACLE WITH ELEVATOR EQUIPMENT AND ELEVATOR EQUIPMENT INSTALLER.

NOT FOR CONSTRUCTION



CONWAY & OWEN
 Mechanical • Electrical • Plumbing
 1455 Bluegrass Lakes Pkwy.
 Alpharetta, Ga 30004
 P: (678)350-9000 F: (678)350-9010
 www.Conway & Owen.com

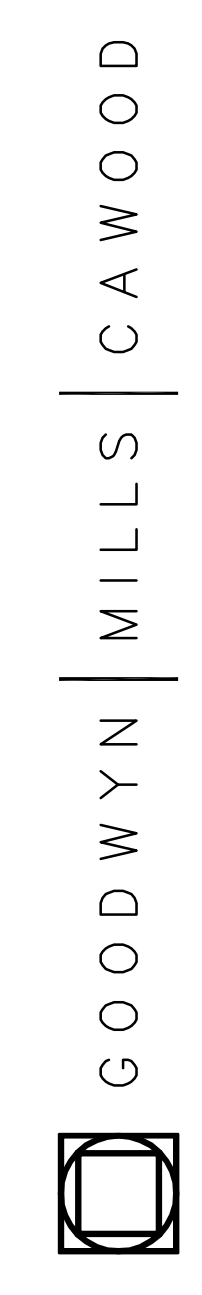
FIRST FLOOR PLAN - ELECTRICAL - PART A

E2.01A
 sheet of 000

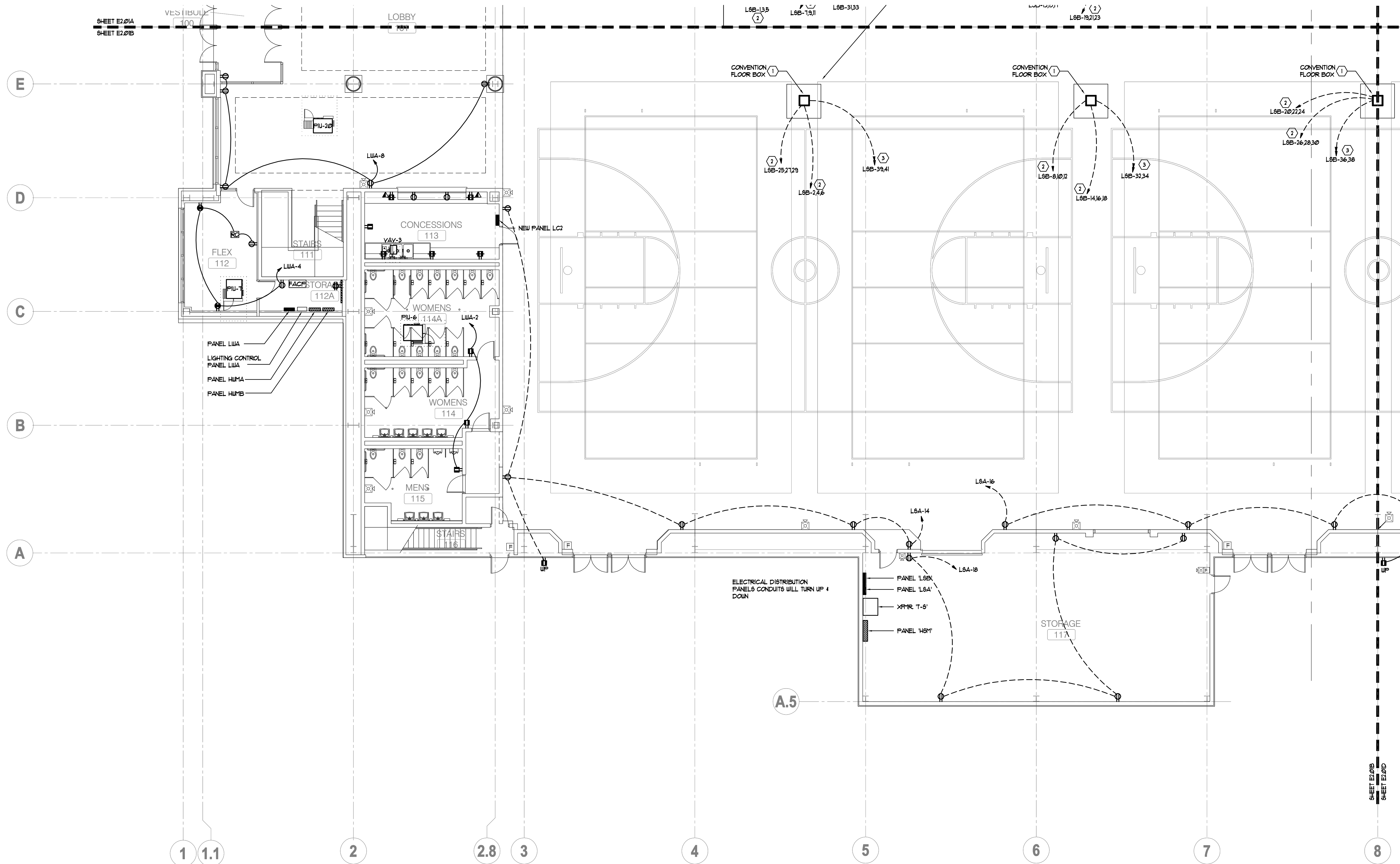
FOLEY EVENT CENTER
 Foley, Alabama
 AMGM150099

ISSUE DATE	DESCRIPTION
50% CONSTR SET 05.27.2016	
95% CONSTR SET 06.27.2016	
	drawn by:
	checked by:

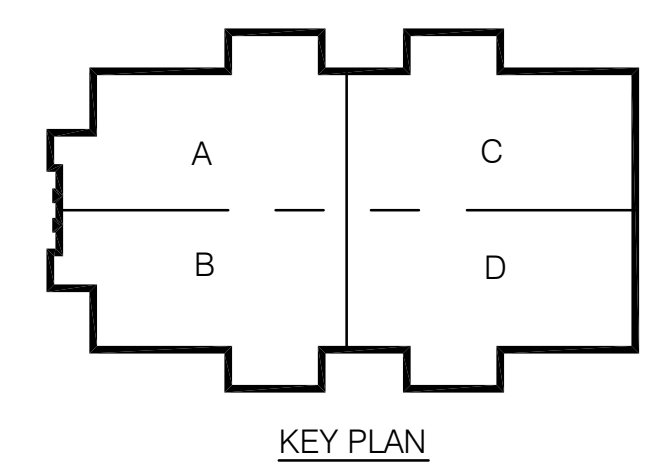
NOT FOR CONSTRUCTION



GOODWYN MILLS CAWOOD
 2660 EastChase Lane, Suite 200 | Montgomery, AL 36117
 Tel 334.271.3200 | GMCNETWORK.COM



FLOOR PLAN - ELECTRICAL - PART B
 SCALE: 1/8" = 1'
 NORTH



CONWAY & OWEN
 Mechanical • Electrical • Plumbing
 1455 Bluegrass Lakes Pkwy.
 Alpharetta, Ga 30004
 P: (678)350-9000 F: (678)350-9010
 www.Conway & Owen.com

NOT FOR CONSTRUCTION

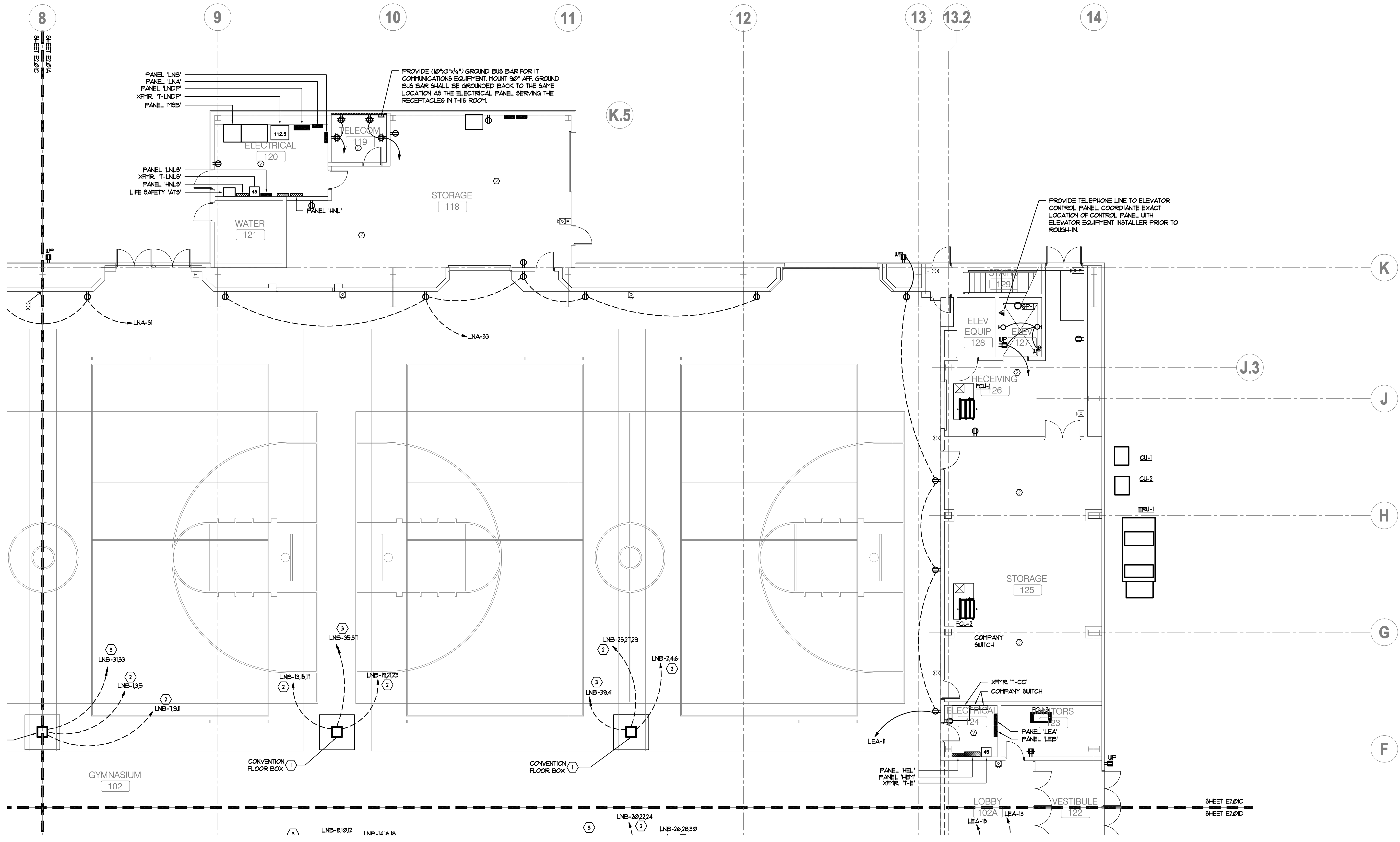
FIRST FLOOR PLAN - ELECTRICAL - PART B
E2.01B
 sheet _____ of 000

FOLEY EVENT CENTER
 Foley, Alabama
 AMGM150099

NOT FOR CONSTRUCTION
GOODWYN MILLS CAWOOD
 2660 EastChase Lane, Suite 200 | Montgomery, AL 36117
 Tel 334.271.3200 | GMCNETWORK.COM

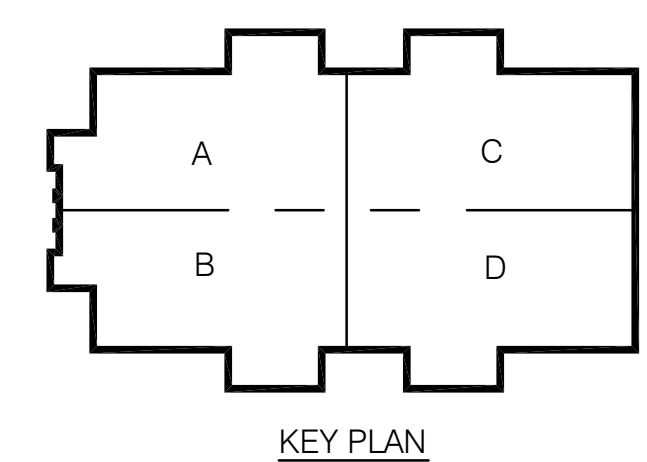
ISSUE DATE	DESCRIPTION
05.27.2016	50% CONSTR SET
06.27.2016	95% CONSTR SET

drawn by: _____
 checked by: _____



NORTH
 1 FLOOR PLAN - ELECTRICAL - PART C
 SCALE: 1/8" = 1'

NOT FOR CONSTRUCTION



CONWAY & OWEN
 Mechanical • Electrical • Plumbing
 1455 Bluegrass Lakes Pkwy.
 Alpharetta, Ga 30004
 P: (770)350-9000 F: (770)350-9010
 www.Conway & Owen.com

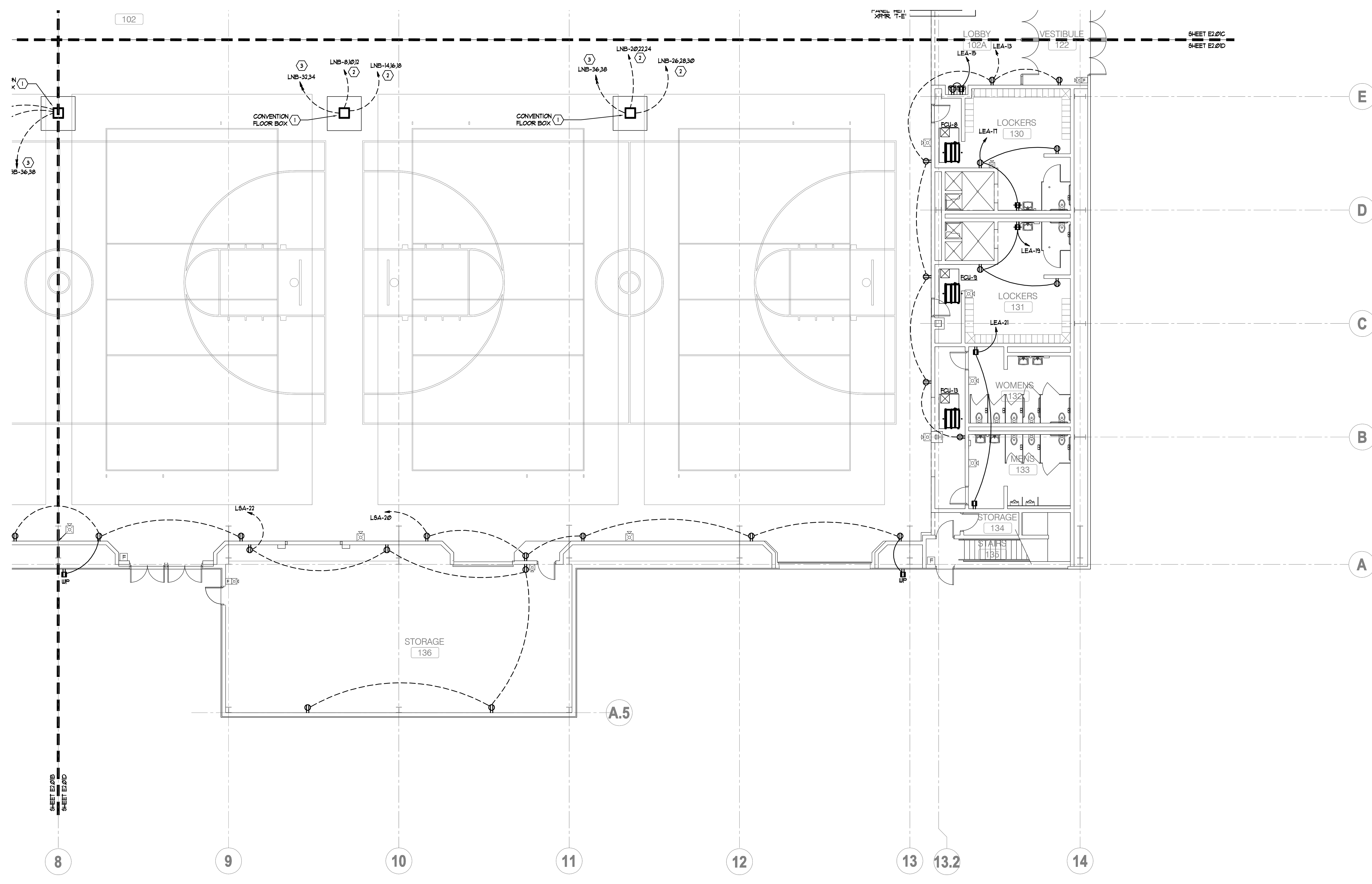
FIRST FLOOR PLAN - ELECTRICAL - PART C
E2.01C
 sheet of 000


FOLEY EVENT CENTER
 Foley, Alabama
 AMGM150099

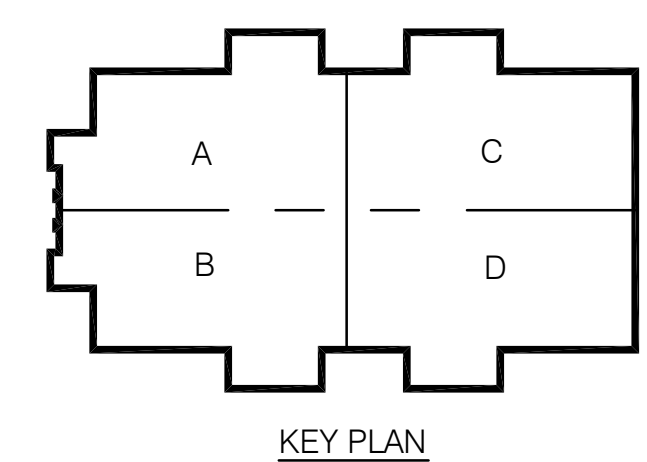
NOT FOR CONSTRUCTION
GOODWYN MILLS CAWOOD
 2660 EastChase Lane, Suite 200 | Montgomery, AL 36117
 Tel 334.271.3200 | GMCNETWORK.COM

ISSUE	DATE
50% CONSTR SET	05.27.2016
95% CONSTR SET	06.27.2016

drawn by: _____
 checked by: _____




FLOOR PLAN - ELECTRICAL - PART D
 SCALE: 1/8" = 1'
 NORTH



CONWAY & OWEN
 Mechanical • Electrical • Plumbing
 1455 Bluegrass Lakes Pkwy.
 Alpharetta, Ga 30004
 P: (678)350-9000 F: (678)350-9010
 www.Conway & Owen.com

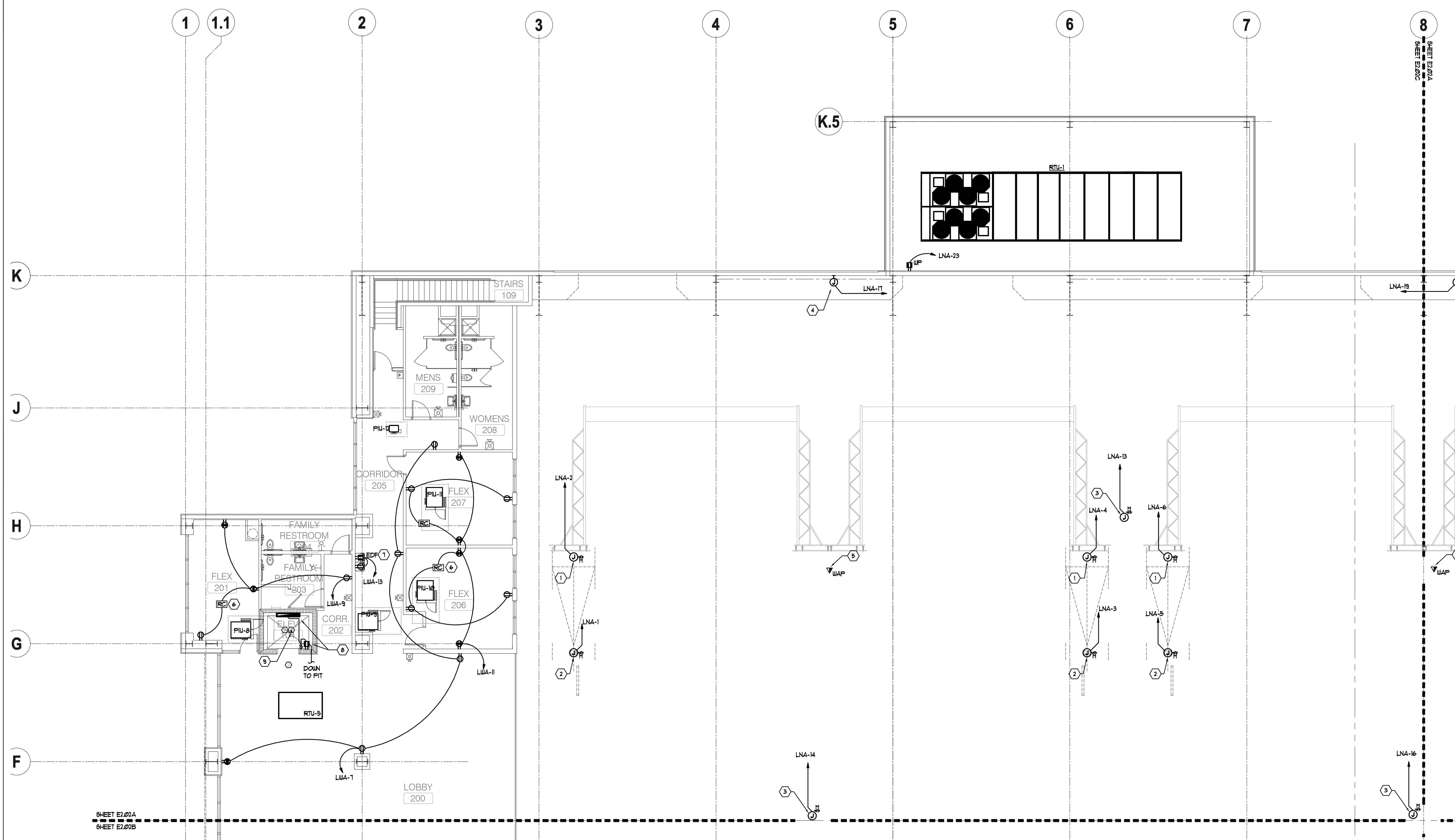
NOT FOR CONSTRUCTION

FIRST FLOOR PLAN - ELECTRICAL - PART D
E2.01D
sheet of 000

GOODYWN MILLS CAWOOD
 2660 EastChase Lane, Suite 200 | Montgomery, AL 36117
 Tel 334.271.3200 | GMCNETWORK.COM

ISSUE/DATE	drawn by: checked by:
50% CONSTR SET 05.27.2016	
95% CONSTR SET 06.27.2016	

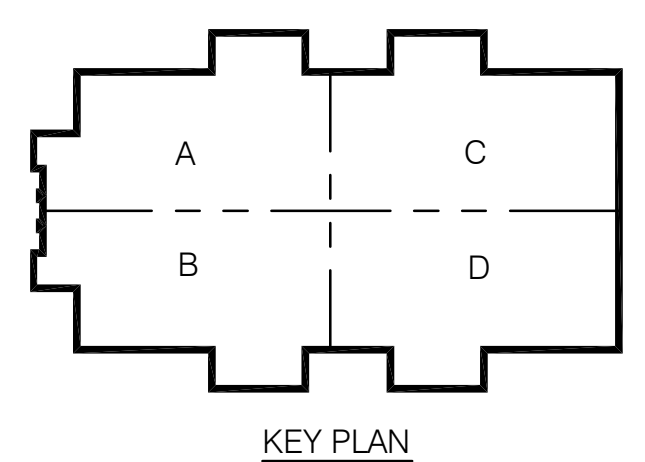
FOLEY EVENT CENTER
Foley, Alabama
AMGMT150099




1 MEZZANINE LEVEL PLAN - ELECTRICAL - PART A
 SCALE: 1/8" = 1'
 NORTH

KEY NOTES (APPLY TO ELECTRICAL PLAN ONLY): ALL KEY NOTES MAY NOT APPLY TO THIS PLAN:

- ① PROVIDE 120 VOLT POWER FOR MOTORIZED VOLLEY BALL NET. CONTRACTOR SHALL PROVIDE 1/4" WITH FULL STRING FROM VOLLEYBALL NET MOTOR TO WALL MOUNTED UP/DOWN CONTROL DEVICE.
- ② PROVIDE 120 VOLT POWER FOR MOTORIZED BASKETBALL GOAL. CONTRACTOR SHALL PROVIDE 1/4" WITH FULL STRING FROM BASKETBALL GOAL MOTOR TO WALL MOUNTED UP/DOWN CONTROL DEVICE.
- ③ PROVIDE 120 VOLT POWER FOR MOTORIZED SCREEN. CONTRACTOR SHALL PROVIDE 1/4" WITH FULL STRING FROM SCREEN MOTOR TO WALL MOUNTED UP/DOWN CONTROL DEVICE.



CONWAY & OWEN
 Mechanical • Electrical • Plumbing
 1455 Bluegrass Lakes Pkwy.
 Alpharetta, Ga 30004
 P: (678) 350-9000 F: (678) 350-9010
 www.Conway & Owen.com

NOT FOR CONSTRUCTION

MEZZANINE LEVEL PLAN - ELECTRICAL - PART A

FOLEY EVENT CENTER
Foley, Alabama

AMGM150099

NOT FOR CONSTRUCTION

GOODWYN MILLS CAWOOD

2660 EastChase Lane, Suite 200 | Montgomery, AL 36117
 Tel 334.271.3200 | GMCNETWORK.COM

ISSUE DATE

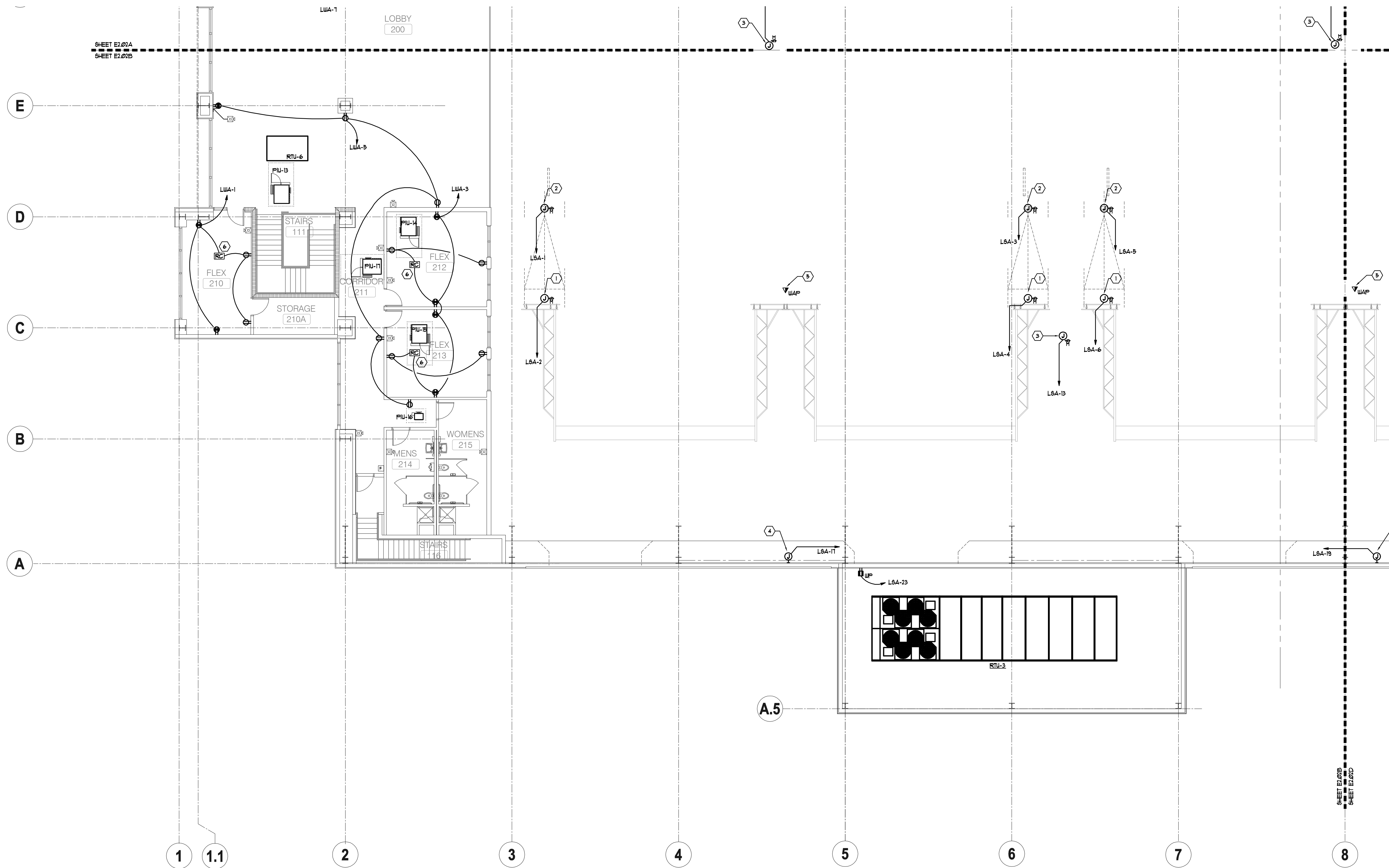
50% CONSTR SET	05.27.2016
95% CONSTR SET	06.27.2016

drawn by: _____

checked by: _____


E2.02A

sheet _____ of 000.



KEY NOTES (APPLY TO ELECTRICAL PLAN ONLY): ALL KEY NOTES MAY NOT APPLY TO THIS PLAN:

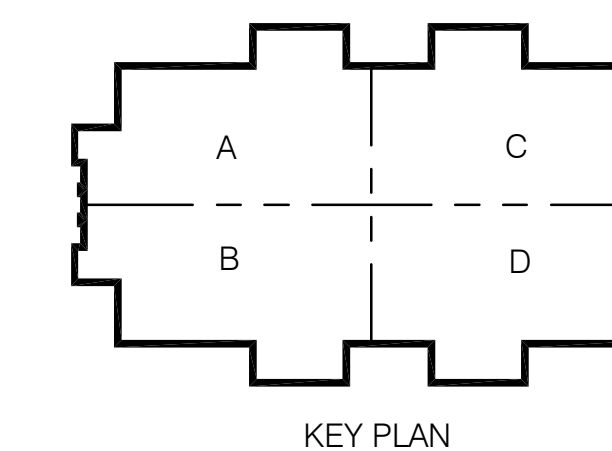
- 1 PROVIDE 120 VOLT POWER FOR MOTORIZED VOLLEY BALL NET. CONTRACTOR SHALL PROVIDE 1/2" WITH FULL STRING FROM VOLLEYBALL NET MOTOR TO WALL MOUNTED UP/DOWN CONTROL DEVICE.
- 2 PROVIDE 120 VOLT POWER FOR MOTORIZED BASKETBALL GOAL. CONTRACTOR SHALL PROVIDE 1/2" WITH FULL STRING FROM BASKETBALL GOAL MOTOR TO WALL MOUNTED UP/DOWN CONTROL DEVICE.
- 3 PROVIDE 120 VOLT POWER FOR MOTORIZED SCREEN. CONTRACTOR SHALL PROVIDE 1/2" WITH FULL STRING FROM SCREEN MOTOR TO WALL MOUNTED UP/DOWN CONTROL DEVICE.



MEZZANINE LEVEL PLAN - ELECTRICAL - PART B

SCALE: 1/8" = 1'

NOT FOR CONSTRUCTION



CONWAY & OWEN
 Mechanical • Electrical • Plumbing
 1455 Bluegrass Lakes Pkwy.
 Alpharetta, Ga 30004
 P: (678) 350-9000 F: (678) 350-9010
 www.Conway & Owen.com

FOLEY EVENT CENTER
 Foley, Alabama

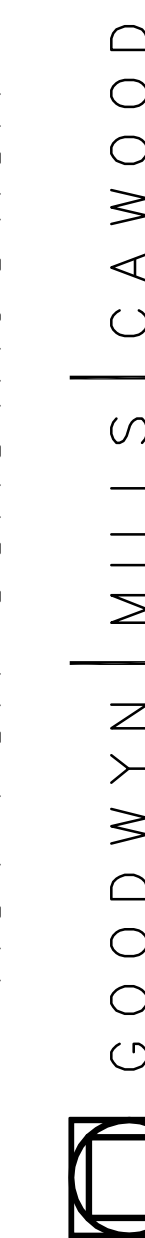
AMGM150099

ISSUE DATE

50% CONSTR SET 05.27.2016
 95% CONSTR SET 06.27.2016

drawn by:
 checked by:

NOT FOR CONSTRUCTION

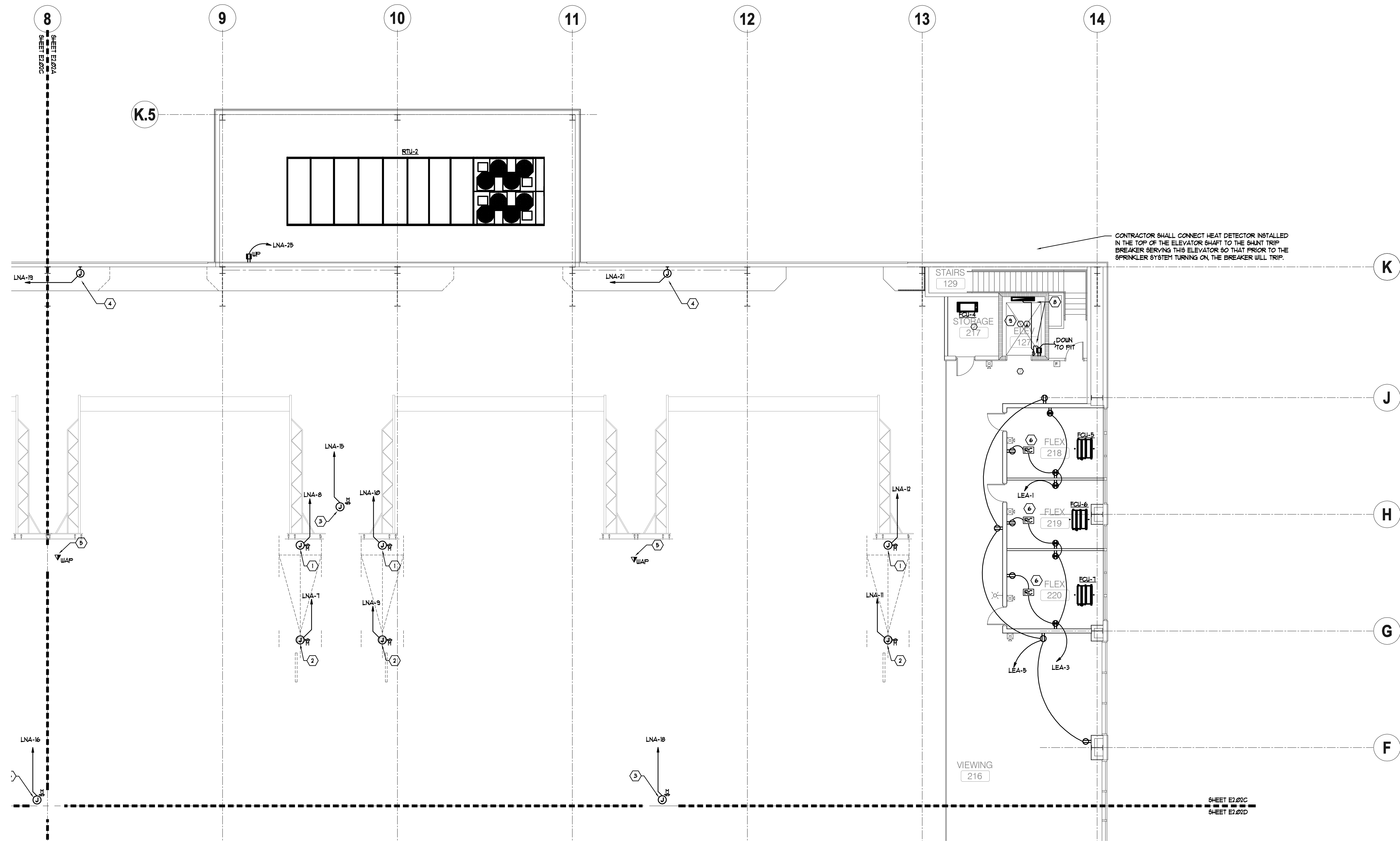


2660 EastChase Lane, Suite 200 | Montgomery, AL 36117
 Tel 334.271.3200 | GMCNETWORK.COM

MEZZANINE LEVEL PLAN
 - ELECTRICAL - PART B

E2.02B

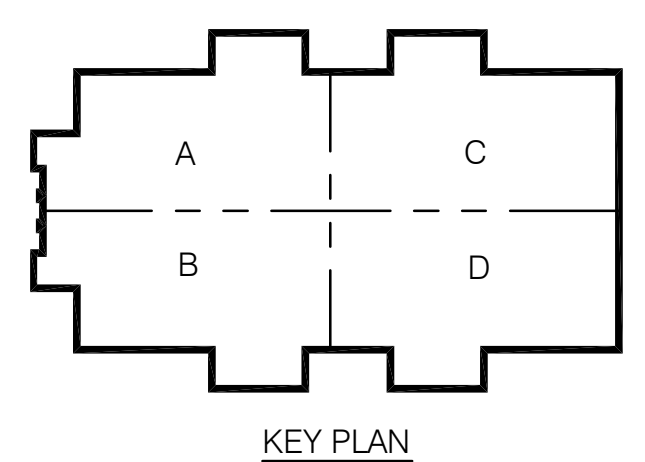
sheet ___ of 000



MEZZANINE LEVEL PLAN - ELECTRICAL - PART C
 SCALE: 1/8" = 1'
 NORTH

- KEY NOTES (APPLY TO ELECTRICAL PLAN ONLY): ALL KEY NOTES MAY NOT APPLY TO THIS PLAN:**
- ① PROVIDE 120 VOLT POWER FOR MOTORIZED VOLLEY BALL NET. CONTRACTOR SHALL PROVIDE 1/4" WITH FULL STRING FROM VOLLEYBALL NET MOTOR TO WALL MOUNTED UP/DOWN CONTROL DEVICE.
 - ② PROVIDE 120 VOLT POWER FOR MOTORIZED BASKETBALL GOAL. CONTRACTOR SHALL PROVIDE 1/4" WITH FULL STRING FROM BASKETBALL GOAL MOTOR TO WALL MOUNTED UP/DOWN CONTROL DEVICE.
 - ③ PROVIDE 120 VOLT POWER FOR MOTORIZED SCREEN. CONTRACTOR SHALL PROVIDE 1/4" WITH FULL STRING FROM SCREEN MOTOR TO WALL MOUNTED UP/DOWN CONTROL DEVICE.

CONTRACTOR SHALL CONNECT HEAT DETECTOR INSTALLED IN THE TOP OF THE ELEVATOR SHAFT TO THE SHUNT TRIP BREAKER SERVING THIS ELEVATOR SO THAT PRIOR TO THE SPRINKLER SYSTEM TURNING ON, THE BREAKER WILL TRIP.



CONWAY & OWEN
 Mechanical • Electrical • Plumbing
 1455 Bluegrass Lakes Pkwy.
 Alpharetta, Ga 30004
 P: (678) 350-9000 F: (678) 350-9010
 www.Conway & Owen.com

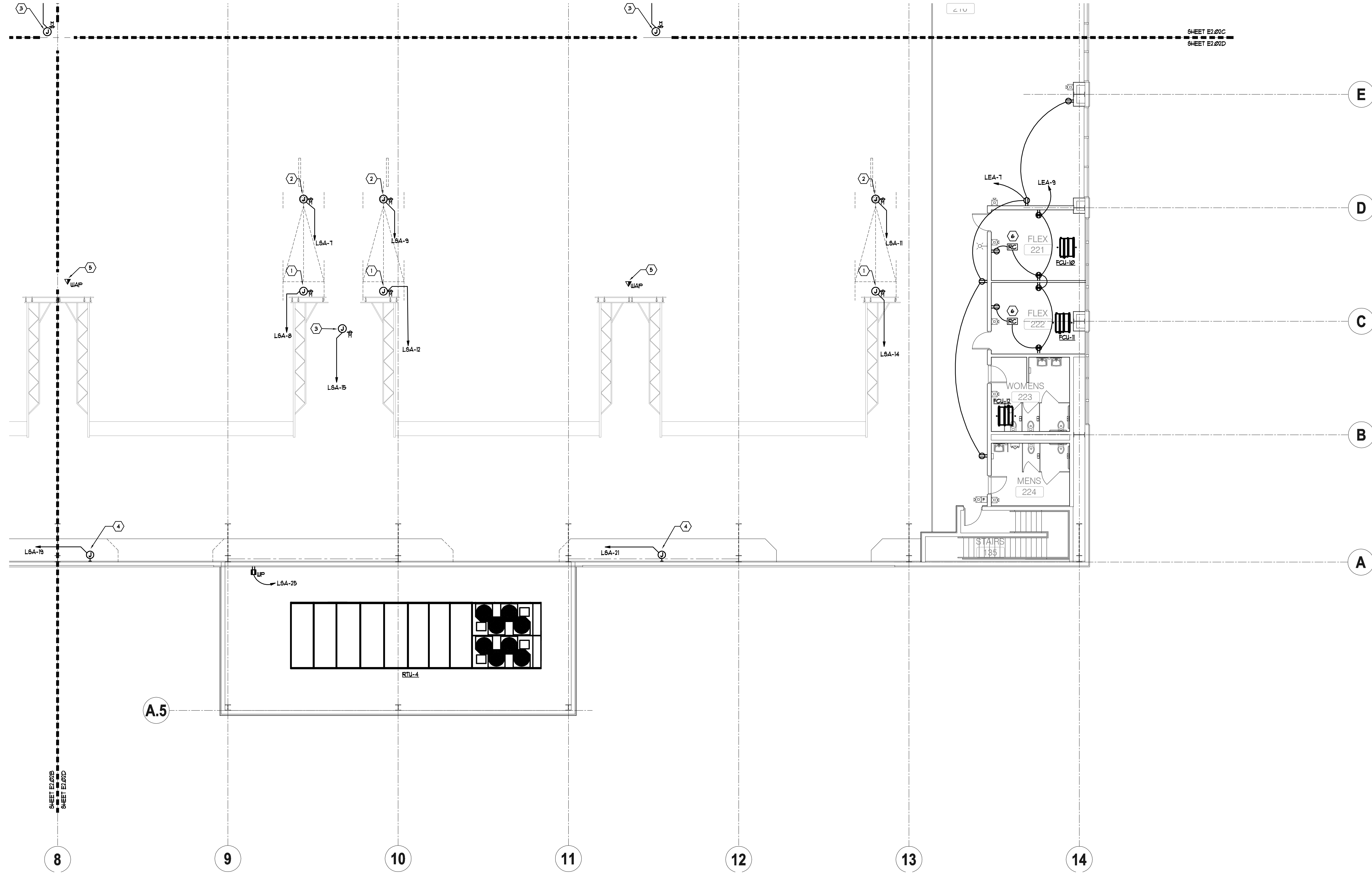
NOT FOR CONSTRUCTION

ISSUE DATE	DESCRIPTION
05.27.2016	50% CONSTR SET
06.27.2016	95% CONSTR SET

FOLEY EVENT CENTER
 Foley, Alabama
 AMGM150099
 drawn by:
 checked by:

**MEZZANINE LEVEL PLAN
 - ELECTRICAL - PART C**
E2.02C
 sheet ___ of 000.

NOT FOR CONSTRUCTION
GOODWYN MILLS CAWOOD
 2660 EastChase Lane, Suite 200 | Montgomery, AL 36117
 Tel 334.271.3200 | GMCNETWORK.COM

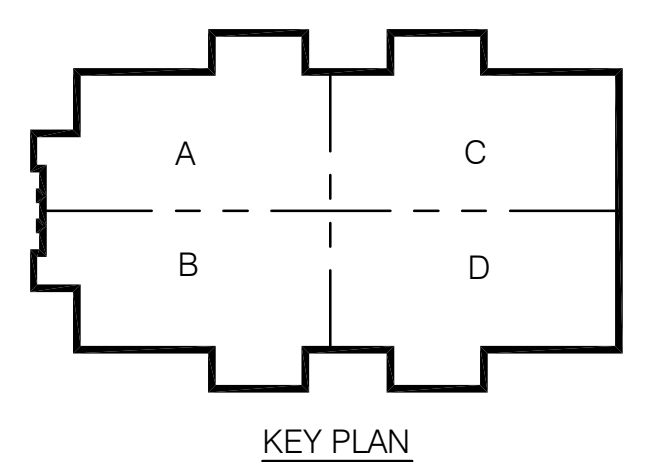


KEY NOTES (APPLY TO ELECTRICAL PLAN ONLY): *ALL KEY NOTES MAY NOT APPLY TO THIS PLAN*

- 1 PROVIDE 120 VOLT POWER FOR MOTORIZED VOLLEY BALL NET. CONTRACTOR SHALL PROVIDE 1/2" WITH FULL STRING FROM VOLLEYBALL NET MOTOR TO WALL MOUNTED UP/DOWN CONTROL DEVICE.
- 2 PROVIDE 120 VOLT POWER FOR MOTORIZED BASKETBALL GOAL. CONTRACTOR SHALL PROVIDE 1/2" WITH FULL STRING FROM BASKETBALL GOAL MOTOR TO WALL MOUNTED UP/DOWN CONTROL DEVICE.
- 3 PROVIDE 120 VOLT POWER FOR MOTORIZED SCREEN. CONTRACTOR SHALL PROVIDE 1/2" WITH FULL STRING FROM SCREEN MOTOR TO WALL MOUNTED UP/DOWN CONTROL DEVICE.

MEZZANINE LEVEL PLAN - ELECTRICAL - PART D
SCALE: 1/8" = 1'

NOT FOR CONSTRUCTION



CONWAY & OWEN
Mechanical • Electrical • Plumbing
1455 Bluegrass Lakes Pkwy.
Alpharetta, Ga 30004
P: (678) 350-9000 F: (678) 350-9010
www.Conway & Owen.com

ISSUE DATE	ISSUE
05.27.2016	50% CONSTR SET
06.27.2016	95% CONSTR SET

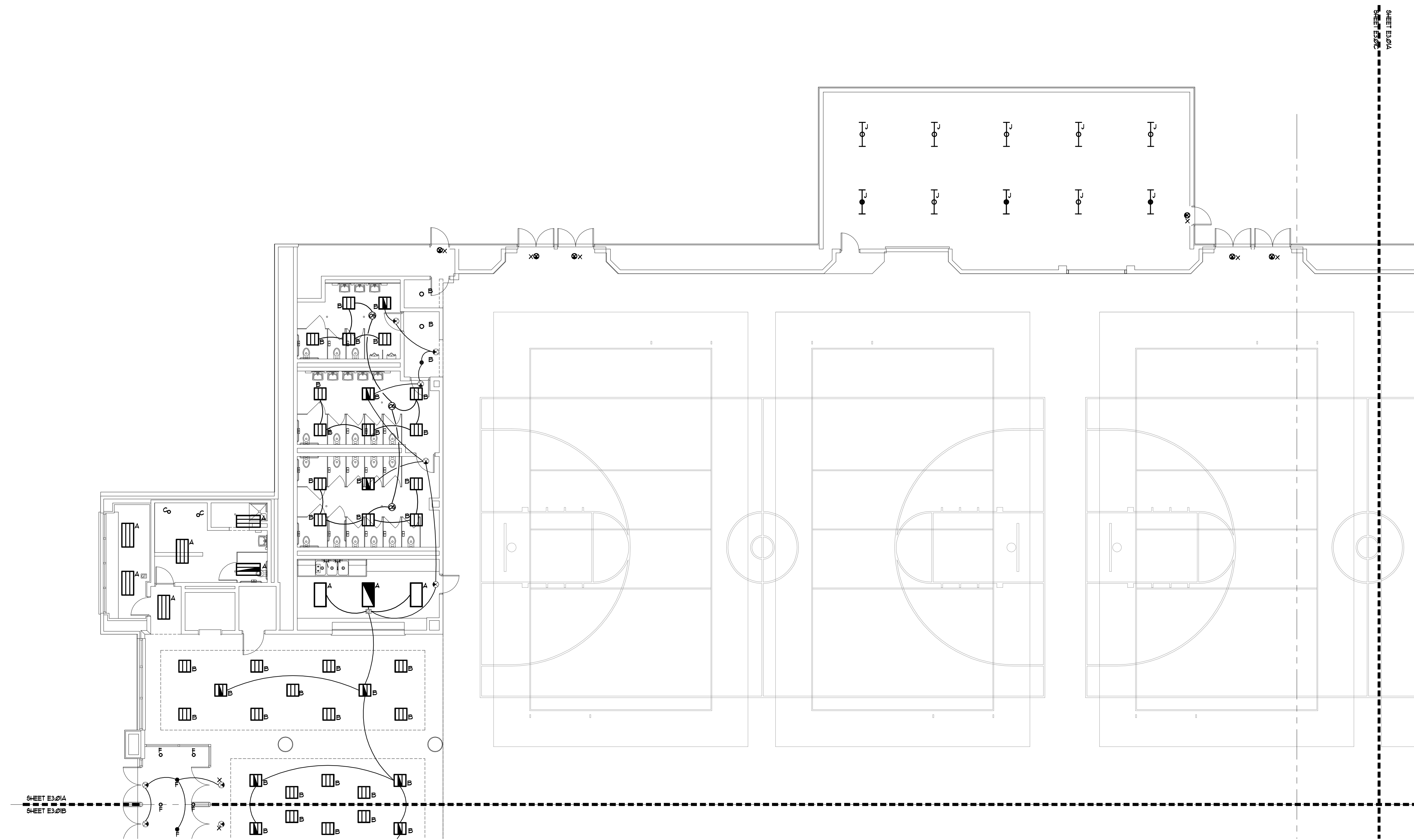
FOLEY EVENT CENTER
Foley, Alabama
AMGM150099

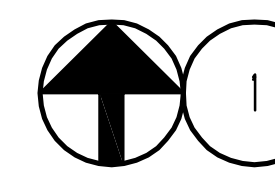
MEZZANINE LEVEL PLAN - ELECTRICAL - PART D
E2.02D
sheet ___ of 000

NOT FOR CONSTRUCTION
GOODWYN MILLS CAWOOD
2660 EastChase Lane, Suite 200 | Montgomery, AL 36117
Tel 334.271.3200 | GMCNETWORK.COM

SHEET E2.02C
SHEET E2.02D

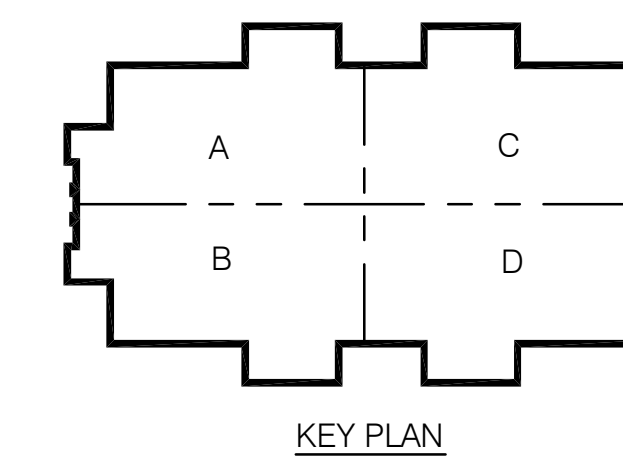
SHEET E2.02B
SHEET E2.02D




FLOOR PLAN - LIGHTING - PART A
 SCALE: 1/8" = 1'
 NORTH

KEY NOTES (APPLY TO LIGHTING PLAN ONLY) *ALL KEY NOTES MAY NOT APPLY TO THIS PLAN*

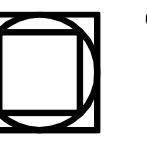
- 1 PROVIDE AND INSTALL CONVENTION CENTER STYLE FLOOR BOX WITH (2) NEMA 21-30 RECEPTACLE (120/208V, 3ØA, 3 PHASE) AND (4) NEMA 5-20R DUPLEX RECEPTACLES WIRED AS (2) 2ØA QUADS. (WIREMOLD LEGRAND "TTTBOC-XXX") INSTALL BOX FLUSH IN FLOOR.
- 2 120/208V 3Ø FEED TO FLOOR BOX 4"Ø, 1"ØG, 1" CONDUIT TO CIRCUIT INDICATED.
- 3 (2) 120V 1ØA CIRCUITS EACH TO FEED QUAD RECEPTACLES IN FLOOR BOX 2"Ø 4"ØG. PER CIRCUIT - 1" CONDUITS. DO NOT SHARE NEUTRALS.



CONWAY & OWEN
 Mechanical • Electrical • Plumbing
 1455 Bluegrass Lakes Pkwy.
 Alpharetta, Ga 30004
 P: (678)350-9000 F: (678)350-9010
 www.Conway & Owen.com

NOT FOR CONSTRUCTION

NOT FOR CONSTRUCTION


GOODWYN MILLS CAWOOD

2660 EastChase Lane, Suite 200 | Montgomery, AL 36117
 Tel 334.271.3200 | GMCNETWORK.COM

ISSUE DATE
 50% CONSTR SET 05.27.2016
 95% CONSTR SET 06.27.2016

drawn by:
 checked by:

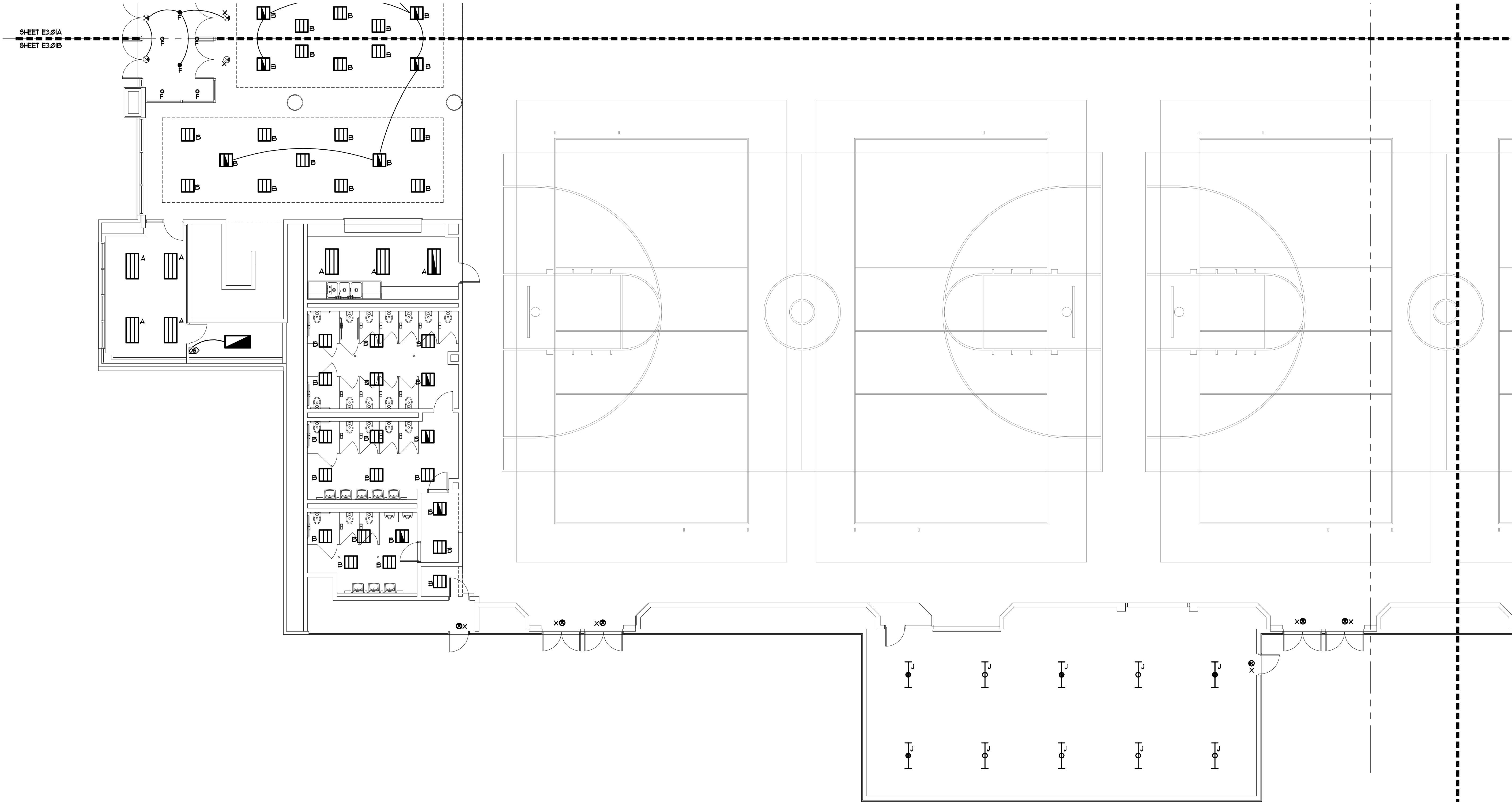
FOLEY EVENT CENTER
 Foley, Alabama

AMGM150099

FIRST FLOOR PLAN -
 LIGHTING - PART A

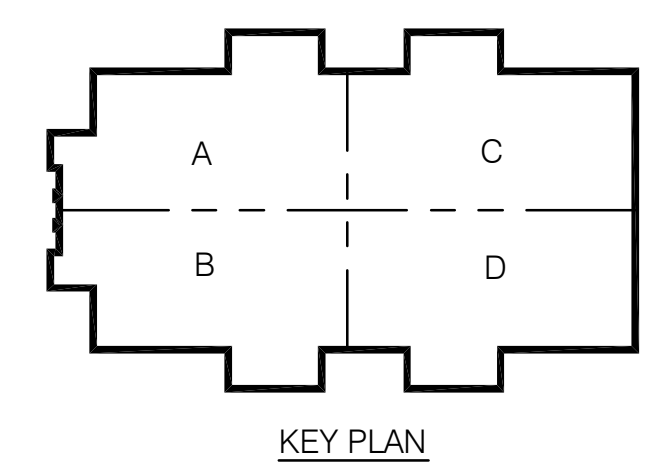
E3.01A

sheet of 000



- KEY NOTES (APPLY TO LIGHTING PLAN ONLY) *ALL KEY NOTES MAY NOT APPLY TO THIS PLAN*
- PROVIDE AND INSTALL CONVENTION CENTER STYLE FLOOR BOX WITH (2) NEMA 21-30 RECEPTACLE (20/200V, 30A, 3 PHASE) AND (4) NEMA 5-20R DUPLEX RECEPTACLES W/RED AS (2) 20A QUADS. (WIREMOLD LEGRAND #TTB0C-XXX) INSTALL BOX FLUSH IN FLOOR.
 - 20/200V 3Ø FEED TO FLOOR BOX 4# 1/2" MC9 - 1" CONDUIT TO CIRCUIT INDICATED.
 - (2) 120V 20A CIRCUITS EACH TO FEED QUAD RECEPTACLES IN FLOOR BOX 2# 1" MC9 PER CIRCUIT - 1" CONDUITS DO NOT SHARE NEUTRALS.

1 FLOOR PLAN - LIGHTING - PART B
 SCALE: 1/8" = 1'
 NORTH



CONWAY & OWEN
 Mechanical • Electrical • Plumbing
 1455 Bluegrass Lakes Pkwy.
 Alpharetta, Ga 30004
 P: (678) 350-9000 F: (678) 350-9010
 www.Conway & Owen.com

NOT FOR CONSTRUCTION

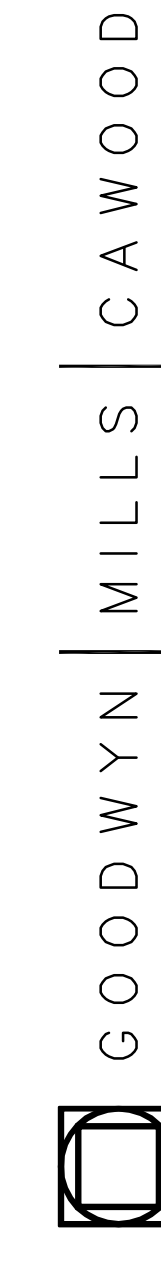
FIRST FLOOR PLAN - LIGHTING - PART B

E3.01B
 sheet of 000

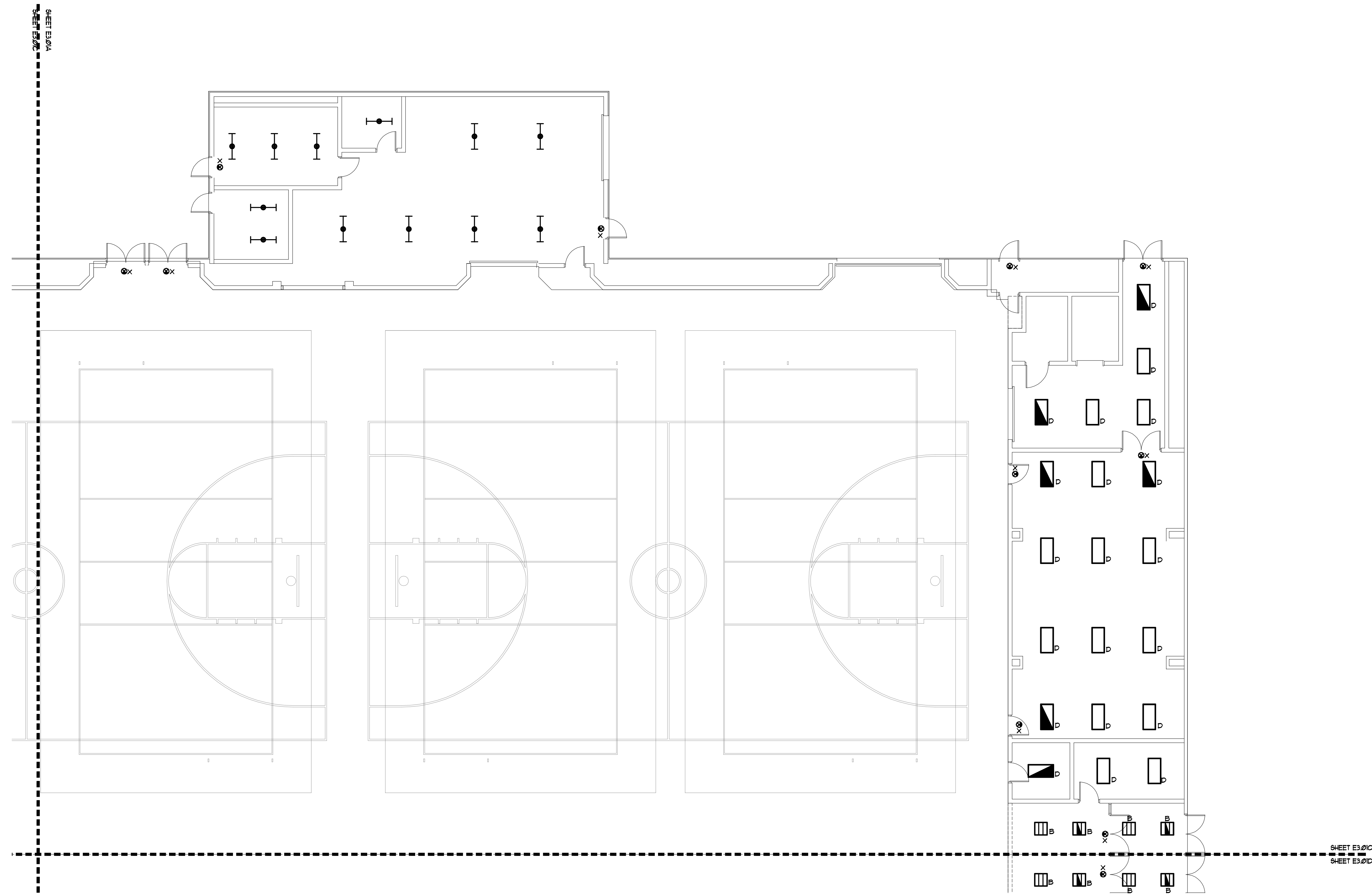
FOLEY EVENT CENTER
 Foley, Alabama
 AMGM150099

ISSUE DATE	ISSUE	DATE	BY	CHECKED BY
50% CONSTR SET	05.27.2016			
95% CONSTR SET	06.27.2016			
			drawn by:	
			checked by:	

NOT FOR CONSTRUCTION

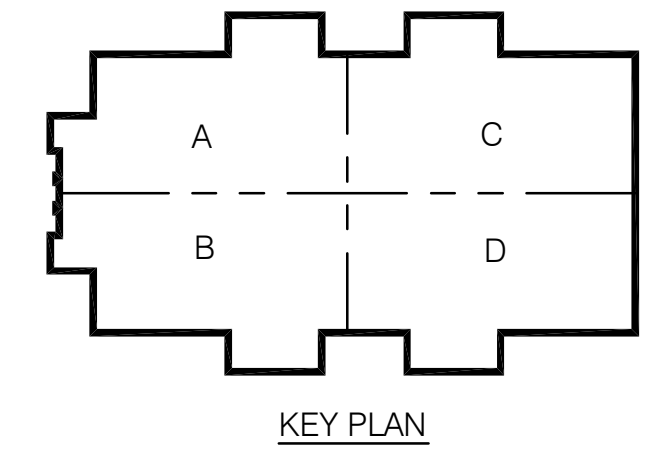


2660 EastChase Lane, Suite 200 | Montgomery, AL 36117
 Tel 334.271.3200 | GMCNETWORK.COM



FLOOR PLAN - LIGHTING - PART C
 SCALE: 1/8" = 1'
 NORTH

- KEY NOTES (APPLY TO LIGHTING PLAN ONLY) *ALL KEY NOTES MAY NOT APPLY TO THIS PLAN***
- 1) PROVIDE AND INSTALL CONVENTION CENTER STYLE FLOOR BOX WITH (2) NEMA 21-30 RECEPTACLE (20/208V, 3ØA, 3 PHASE) AND (4) NEMA 5-20R DUPLEX RECEPTACLES WIRED AS (2) 2ØA QUADS. (WIREMOLD LEGRAND "TTTB0C-XXX") INSTALL BOX FLUSH IN FLOOR.
 - 2) 2Ø/208V 3Ø FEED TO FLOOR BOX 4"Ø, 1"ØG - 1" CONDUIT TO CIRCUIT INDICATED.
 - 3) (2) 120V 1ØA CIRCUITS EACH TO FEED QUAD RECEPTACLES IN FLOOR BOX 2"Ø 4 1"ØG. PER CIRCUIT - 1" CONDUITS. DO NOT SHARE NEUTRALS.



CONWAY & OWEN
 Mechanical • Electrical • Plumbing
 1455 Bluegrass Lakes Pkwy.
 Alpharetta, Ga 30004
 P: (678)350-9000 F: (678)350-9010
 www.Conway & Owen.com

FIRST FLOOR PLAN -
 LIGHTING - PART C

E3.01C
 sheet of 000.

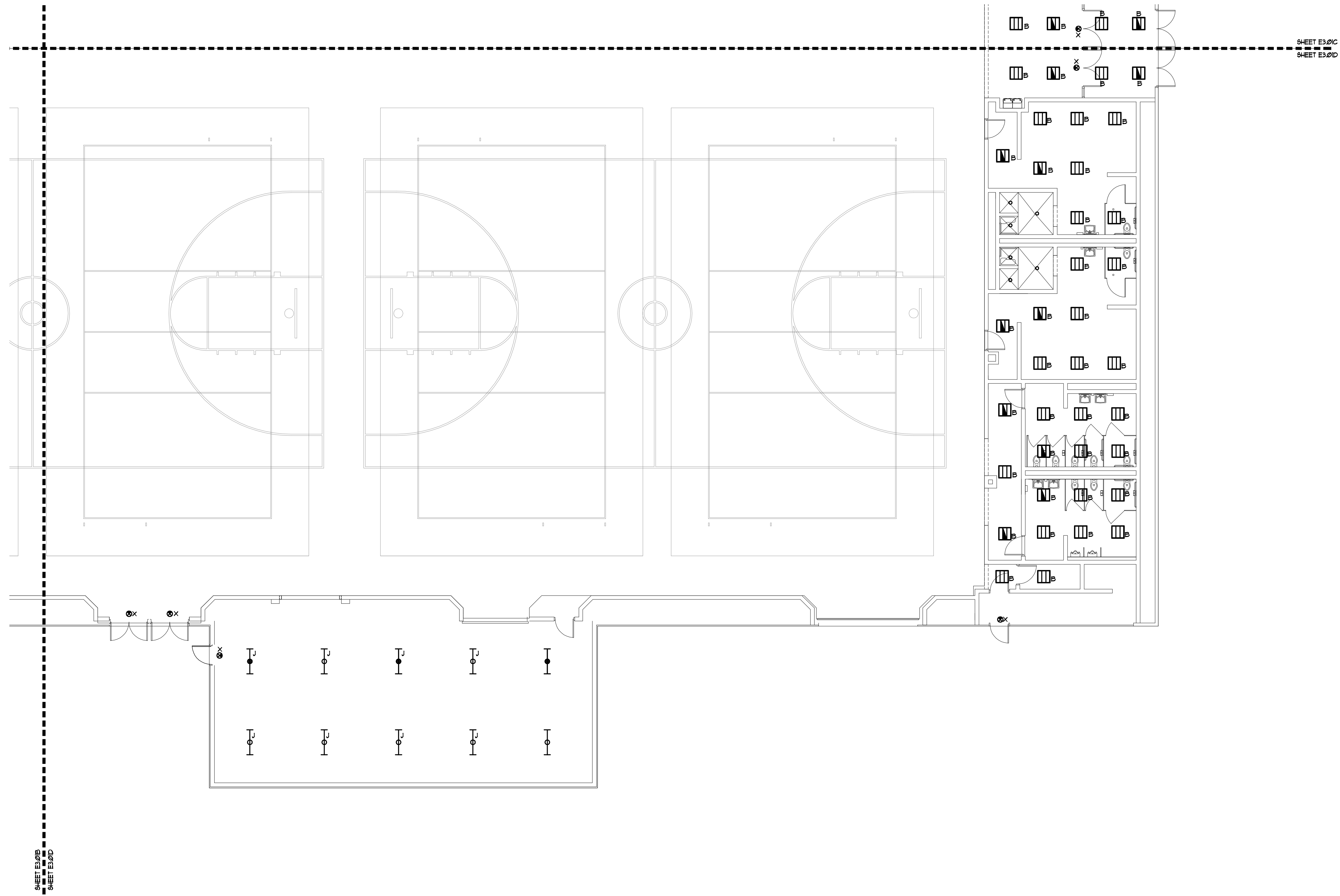
FOLEY EVENT CENTER
 Foley, Alabama
 AMGMT150099

ISSUE DATE	ISSUE DESCRIPTION	DRAWN BY	CHECKED BY
50% CONSTR SET 05.27.2016			
95% CONSTR SET 06.27.2016			
		drawn by:	checked by:

NOT FOR CONSTRUCTION

GOODWYN MILLS CAWOOD
 2660 EastChase Lane, Suite 200 | Montgomery, AL 36117
 Tel 334.271.3200 | GMCNETWORK.COM

NOT FOR CONSTRUCTION



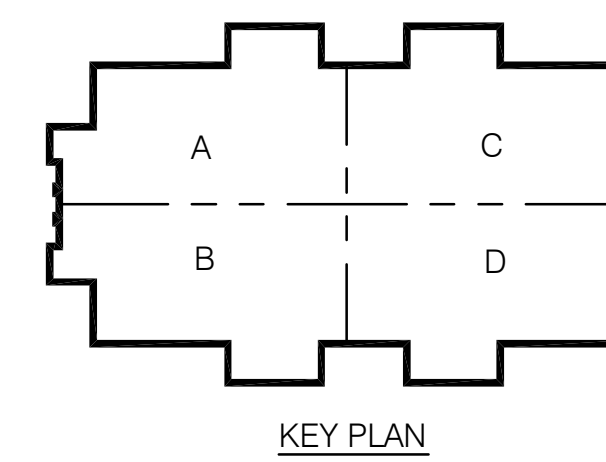
SHEET E3.01B
SHEET E3.01D

SHEET E3.01C
SHEET E3.01D

 FLOOR PLAN - LIGHTING - PART D
SCALE: 1/8" = 1'

KEY NOTES (APPLY TO LIGHTING PLAN ONLY) *ALL KEY NOTES MAY NOT APPLY TO THIS PLAN*

- 1) PROVIDE AND INSTALL CONVENTION CENTER STYLE FLOOR BOX WITH (2) NEMA 21-30 RECEPTACLE (120/208V, 3ØA, 3 PHASE) AND (4) NEMA 5-20R DUPLEX RECEPTACLES WIRED AS (2) 2ØA QUADS. (WIREMOLD LEGRAND #TTB0C-XXX) INSTALL BOX FLUSH IN FLOOR.
- 2) 120/208V 3Ø FEED TO FLOOR BOX 4Ø, 1ØØG - 1" CONDUIT TO CIRCUIT INDICATED.
- 3) (2) 120V 1ØA CIRCUITS EACH TO FEED QUAD RECEPTACLES IN FLOOR BOX 2Ø + 1ØØG PER CIRCUIT - 1" CONDUITS. DO NOT SHARE NEUTRALS.



KEY PLAN

CONWAY & OWEN
Mechanical • Electrical • Plumbing
1455 Bluegrass Lakes Pkwy.
Alpharetta, Ga 30004
P: (678)350-9000 F: (678)350-9010
www.Conway & Owen.com

NOT FOR CONSTRUCTION

FIRST FLOOR PLAN -
LIGHTING - PART D

E3.01D

sheet of 000

FOLEY EVENT CENTER
Foley, Alabama

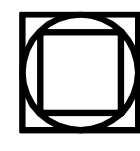
AMGM150099

ISSUE DATE

50% CONSTR SET 05.27.2016
95% CONSTR SET 06.27.2016

drawn by:
checked by:

NOT FOR CONSTRUCTION

 GOODWYN MILLS CAWOOD

2660 EastChase Lane, Suite 200 | Montgomery, AL 36117
Tel 334.271.3200 | GMCNETWORK.COM

1 1.1

2

3

4

5

6

7

8

K

J

H

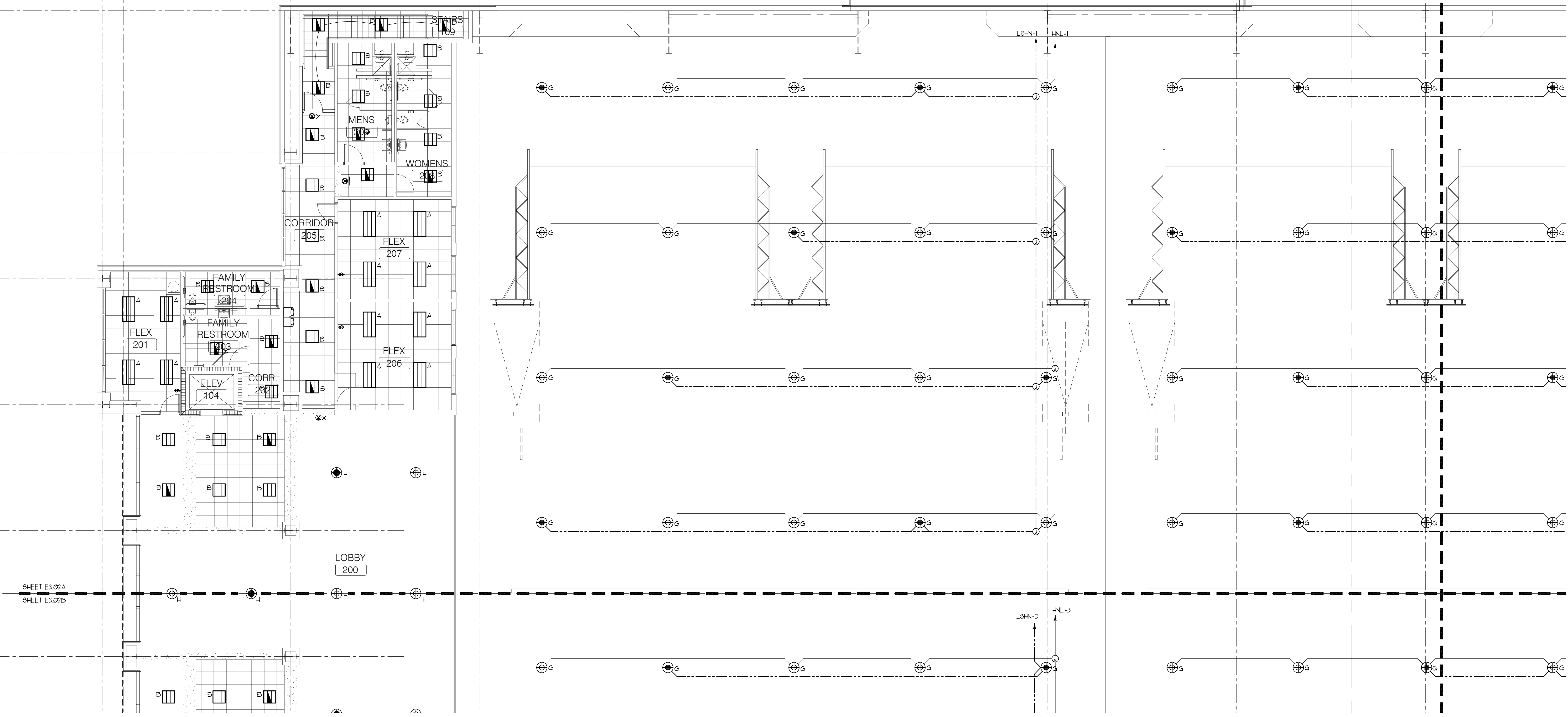
G

F

E

K.5

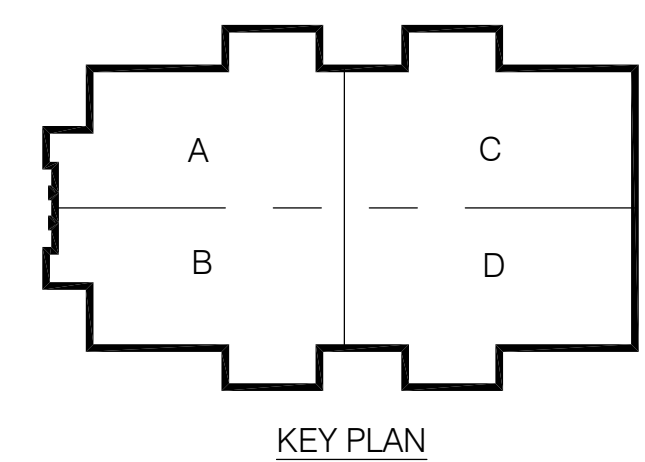
K.5



 MEZZANINE LEVEL PLAN - LIGHTING - PART A
SCALE: 1/8" = 1'

KEY NOTES (APPLY TO LIGHTING PLAN ONLY) *ALL KEY NOTES MAY NOT APPLY TO THIS PLAN*

- 1) PROVIDE AND INSTALL CONVENTION CENTER STYLE FLOOR BOX WITH (2) NEMA 21-30 RECEPTACLE (120/208V, 3ØA, 3 PHASE) AND (4) NEMA 5-20R DUPLEX RECEPTACLES WIRED AS (2) 20A QUADS. (WIRE-OLD LEGRAND #TTB0C-XXX) INSTALL BOX FLUSH IN FLOOR.
- 2) 120/208V 3Ø FEED TO FLOOR BOX 4"Ø, 1"ØØG - 1" CONDUIT TO CIRCUIT INDICATED.
- 3) (2) 120V 20A CIRCUITS EACH TO FEED QUAD RECEPTACLES IN FLOOR BOX. 2"Ø 1"ØØØ PER CIRCUIT - 1" CONDUITS. DO NOT SHARE NEUTRALS.



CONWAY & OWEN
Mechanical • Electrical • Plumbing
1455 Bluegrass Lakes Pkwy.
Alpharetta, GA 30004
P: (678)250-9000 F: (678)350-9010
www.Conway & Owen.com

NOT FOR CONSTRUCTION

GOODWYN MILLS CAWOOD

2660 EastChase Lane, Suite 200 | Montgomery, AL 36117
Tel 334.271.3200 | GMCNETWORK.COM

ISSUE/DATE
50% CONSTR. SET 05-27-2016
95% CONSTR. SET 06-27-2016

drawn by:
checked by:

FOLEY EVENT CENTER
Foley, Alabama

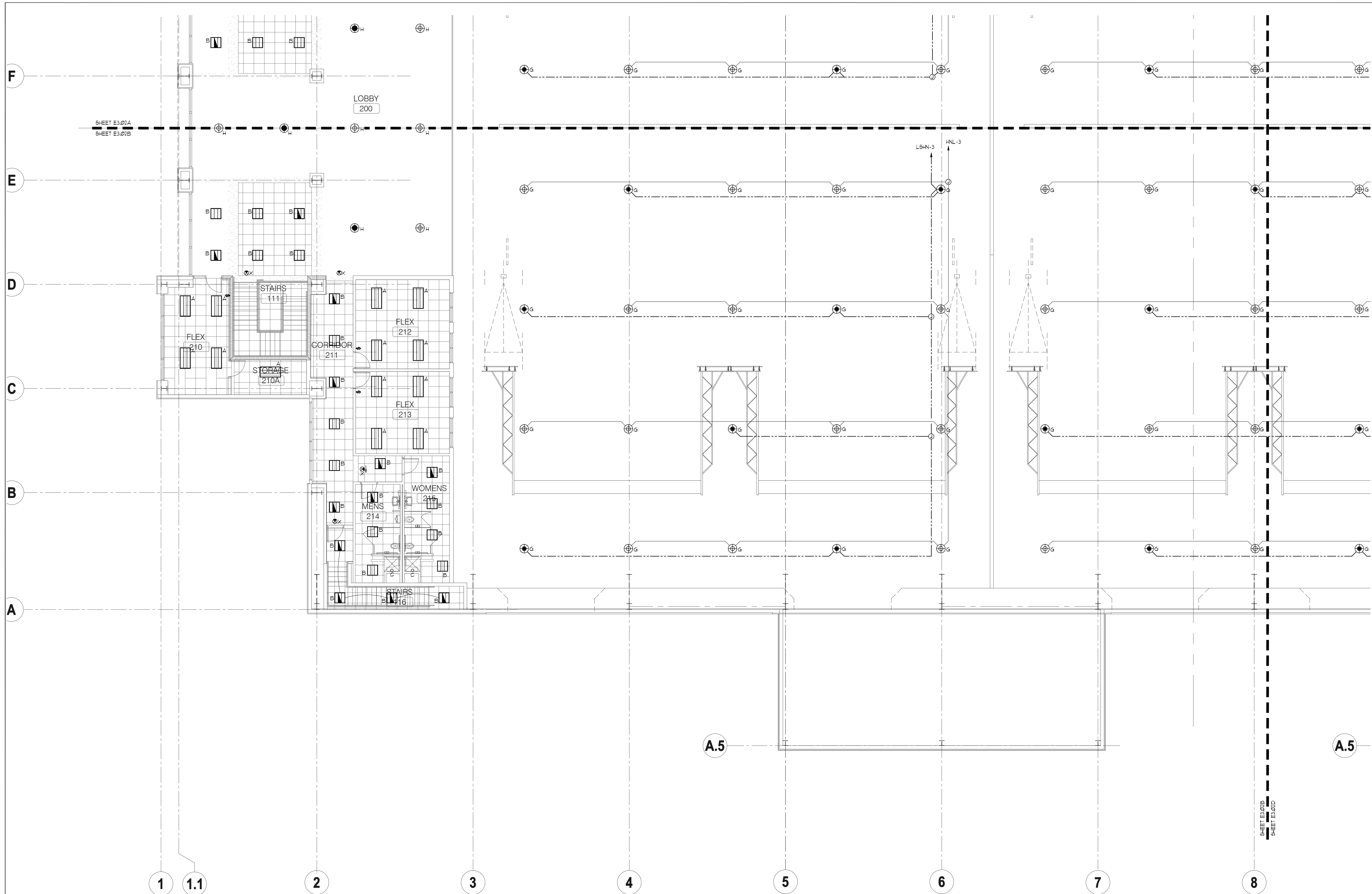
AMGM150099

MEZZANINE LEVEL PLAN
- LIGHTING - PART A

E3.02A

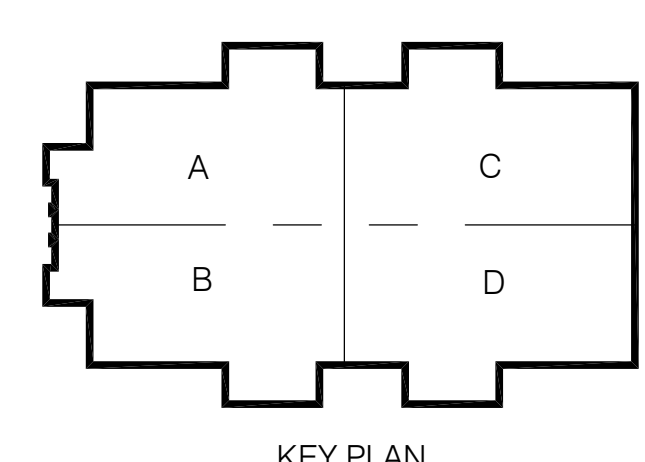
sheet of 000

NOT FOR CONSTRUCTION



- KEY NOTES (APPLY TO LIGHTING PLAN ONLY); ALL KEY NOTES MAY NOT APPLY TO THIS PLAN.
- (1) PROVIDE AND INSTALL CONVENTION CENTER STYLE FLOOR BOX WITH (2) NEMA 21-30 RECEPTACLE (120/208V, 3ØA, 3 PHASE) AND (4) NEMA 5-30R DUPLEX RECEPTACLES W/RED AS (2) 20A QUADS. (W/REHOLD, LEGRAND #TTB0C-XXX) INSTALL BOX FLUSH IN FLOOR.
 - (2) 120/208V 3Ø FEED TO FLOOR BOX 4Ø, 1ØG, - 1" CONDUIT TO CIRCUIT INDICATED.
 - (3) (2) 20V 20A CIRCUITS EACH TO FEED QUAD RECEPTACLES IN FLOOR BOX. 2Ø 4 1ØG, PER CIRCUIT - 1" CONDUITS. DO NOT SHARE NEUTRALS.

MEZZANINE LEVEL PLAN - LIGHTING - PART B
 SCALE: 1/8" = 1'
 NORTH



CONWAY & OWEN
 Mechanical • Electrical • Plumbing
 1455 Blugrass Lakes Pkwy.
 Alpharetta, GA 30004
 P: (678)250-9000 F: (678)350-9010
 www.Conway & Owen.com

NOT FOR CONSTRUCTION

MEZZANINE LEVEL PLAN - LIGHTING - PART B

FOLEY EVENT CENTER
 Foley, Alabama
 AMGM150099

ISSUE/DATE
 50% CONSTR. SET 05-27-2016
 95% CONSTR. SET 06-27-2016

drawn by:	
checked by:	

NOT FOR CONSTRUCTION

GOODWYN MILLS CAWOOD
 2660 EastChase Lane, Suite 200 | Montgomery, AL 36117
 Tel 334.271.3200 | GCMNETWORK.COM

E3.02B
 sheet of 000

8

9

10

11

12

13

14

K.5

K

J

H

G

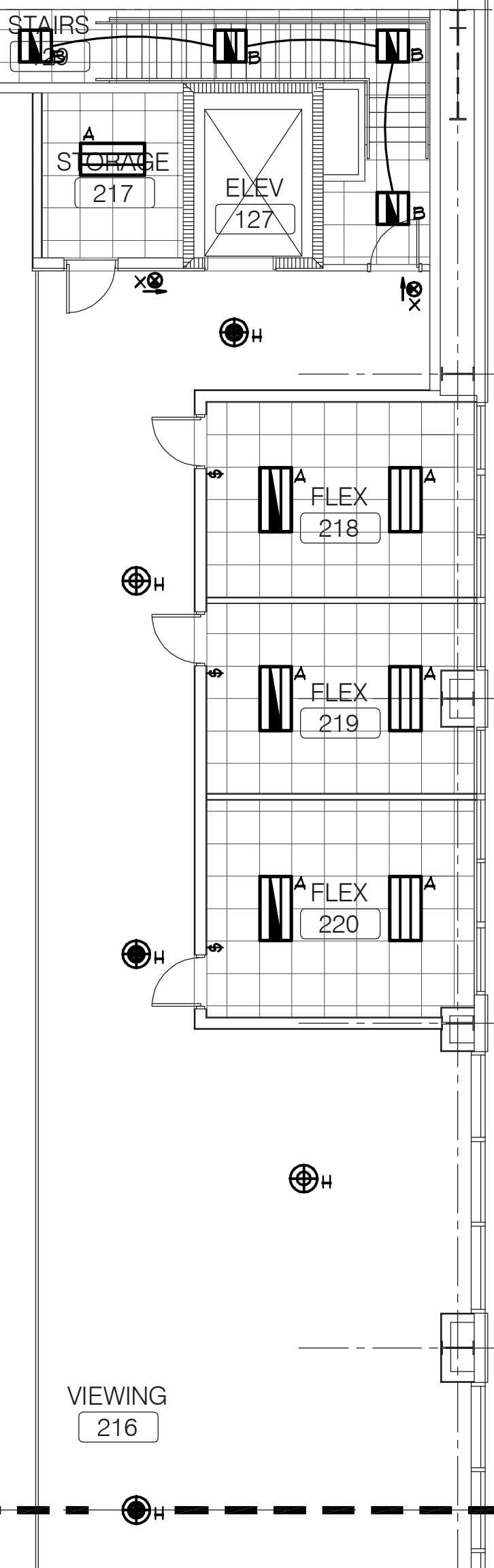
F

E

 MEZZANINE LEVEL PLAN - LIGHTING - PART C
SCALE: 1/8" = 1'

KEY NOTES (APPLY TO LIGHTING PLAN ONLY) *ALL KEY NOTES MAY NOT APPLY TO THIS PLAN*

- 1) PROVIDE AND INSTALL CONVENTION CENTER STYLE FLOOR BOX WITH (1) NEMA 31-30 RECEPTACLE (120/208V, 3ØA, 3 PHASE) AND (4) NEMA 5-20R DUPLEX RECEPTACLES W/RED AND (2) 2ØA QUIADS. (WIREMOLD LEGRAND #TBOC-XXXX) INSTALL BOX FLUSH IN FLOOR.
- 2) 120/208V 3Ø FEED TO FLOOR BOX 4Ø, PMS - 1" CONDUIT TO CIRCUIT INDICATED.
- 3) (2) 120V 2ØA CIRCUITS EACH TO FEED QUIAD RECEPTACLES IN FLOOR BOX. 2Ø 1 PMS PER CIRCUIT - 1" CONDUIT. DO NOT SHARE NEUTRALS.



NOT FOR CONSTRUCTION

GOOD WYN MILLS CAWOOD

2660 EastChase Lane, Suite 200 | Montgomery, AL 36117
Tel 334.271.3200 | GMCNETWORK.COM

ISSUE	DATE
50% CONSTR SET	05.27.2016
95% CONSTR SET	06.27.2016

drawn by: _____
checked by: _____

FOLEY EVENT CENTER

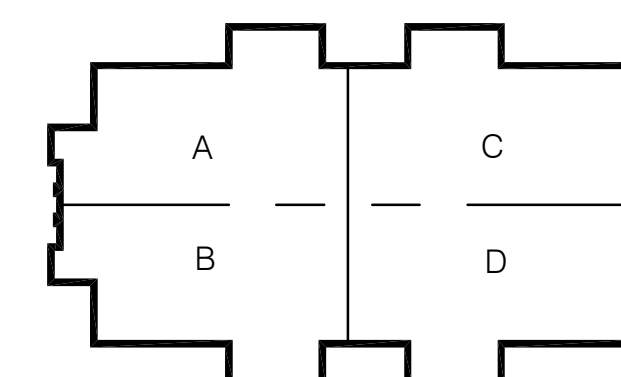
Foley, Alabama

AMGM150099

MEZZANINE LEVEL PLAN
- LIGHTING - PART C

E3.02C

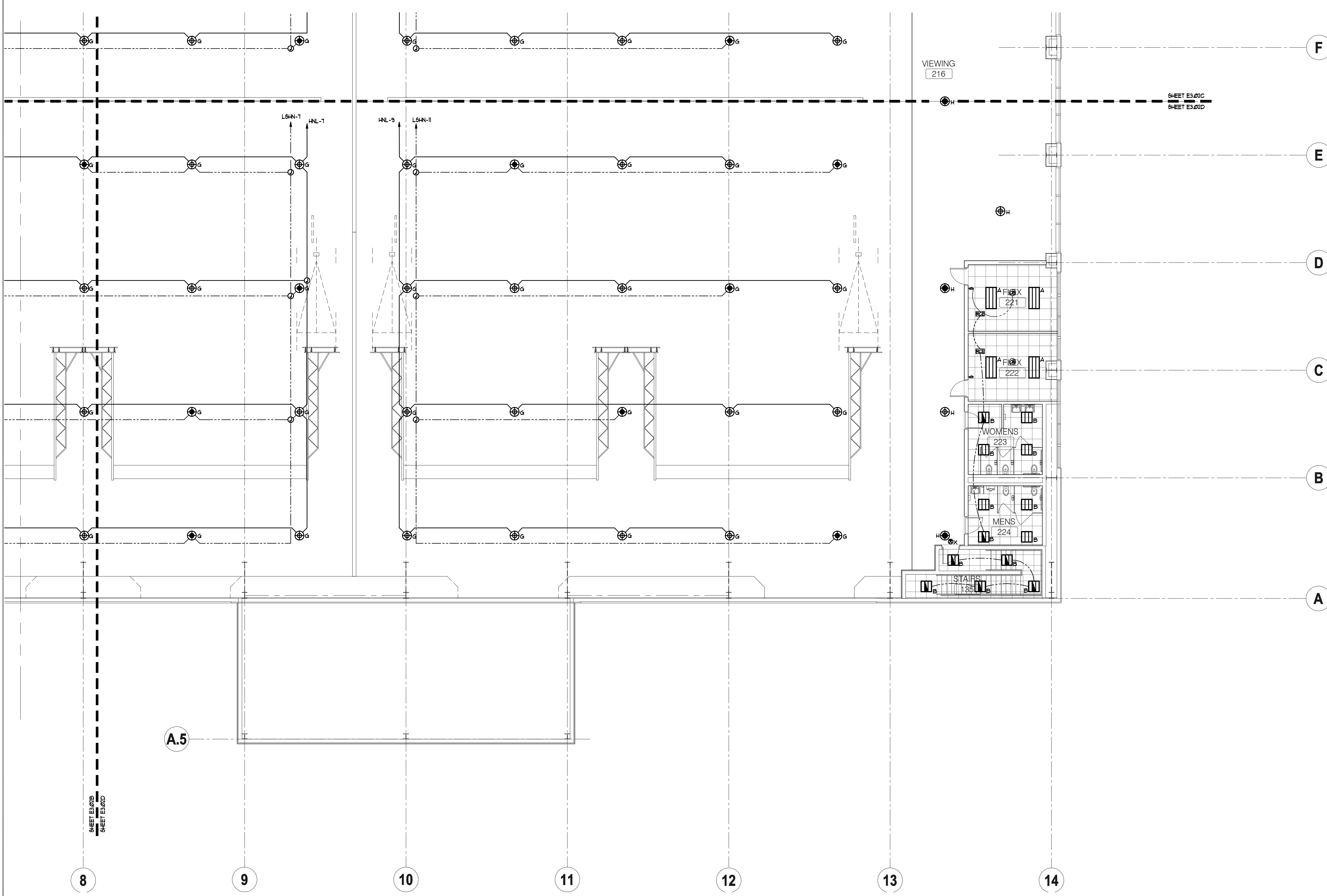
sheet ___ of 000



KEY PLAN

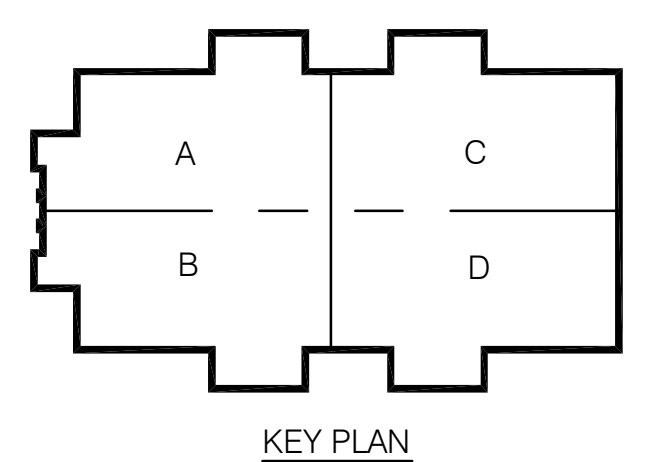
CONWAY & OWEN
Mechanical • Electrical • Plumbing
1455 Bluegrass Lakes Pkwy.
Alpharetta, Ga 30004
P: (678) 350-8000 F: (678) 350-9010
www.Conway & Owen.com

NOT FOR CONSTRUCTION



MEZZANINE LEVEL PLAN - LIGHTING - PART D
SCALE: 1/8" = 1'
NORTH

KEY NOTES (APPLY TO LIGHTING PLAN ONLY). ALL KEY NOTES MAY NOT APPLY TO THIS PLAN!
1. PROVIDE AND INSTALL CONVENTION CENTER STYLE FLOOR BOX WITH (2) NEMA 21-30 RECEPTACLE (120/208V, 3ØA, 3 PHASE) AND (4) NEMA 5-30R DUPLEX RECEPTACLES WIRED AS (2) 2ØA QUADS. (WIREHOLD LEGRAND #TTB0C-XXX) INSTALL BOX FLUSH IN FLOOR.
2. 120/208V 3Ø FEED TO FLOOR BOX 4Ø, 1ØØG - 1" CONDUIT TO CIRCUIT INDICATED.
3. (2) 2ØV 2ØA CIRCUITS EACH TO FEED QUAD RECEPTACLES IN FLOOR BOX. 2ØØ 4 1ØØG PER CIRCUIT - 1" CONDUITS. DO NOT SHARE NEUTRALS.



CONWAY & OWEN
Mechanical • Electrical • Plumbing
1455 Bluegrass Lakes Pkwy.
Alpharetta, Ga 30004
P: (678)350-9000 F: (678)350-9010
www.Conway & Owen.com

NOT FOR CONSTRUCTION

MEZZANINE LEVEL PLAN
- LIGHTING - PART D

E3.02D
sheet ___ of 000.

FOLEY EVENT CENTER

Foley, Alabama

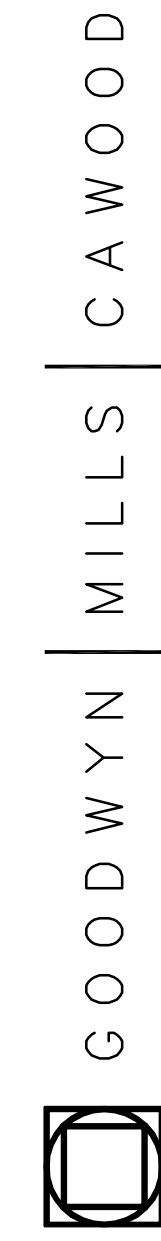
AMGM150099

ISSUE DATE

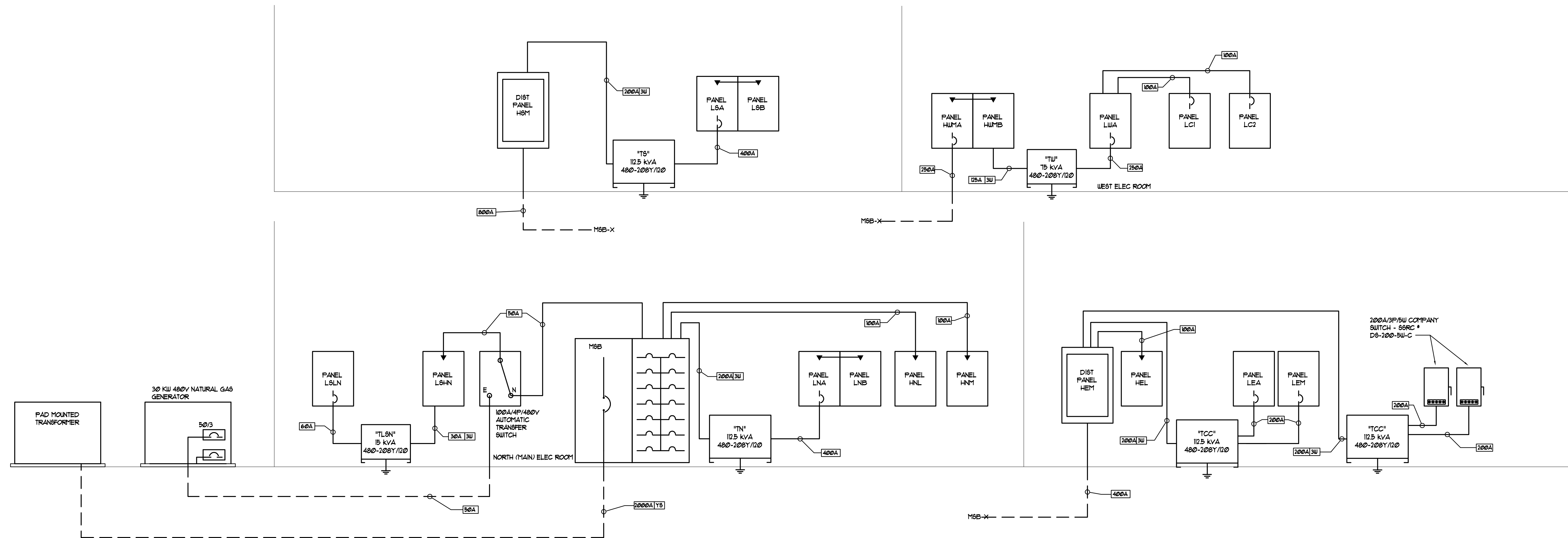
ISSUE DATE	DESCRIPTION
05.27.2016	50% CONSTR SET
06.27.2016	95% CONSTR SET

drawn by:
checked by:

NOT FOR CONSTRUCTION



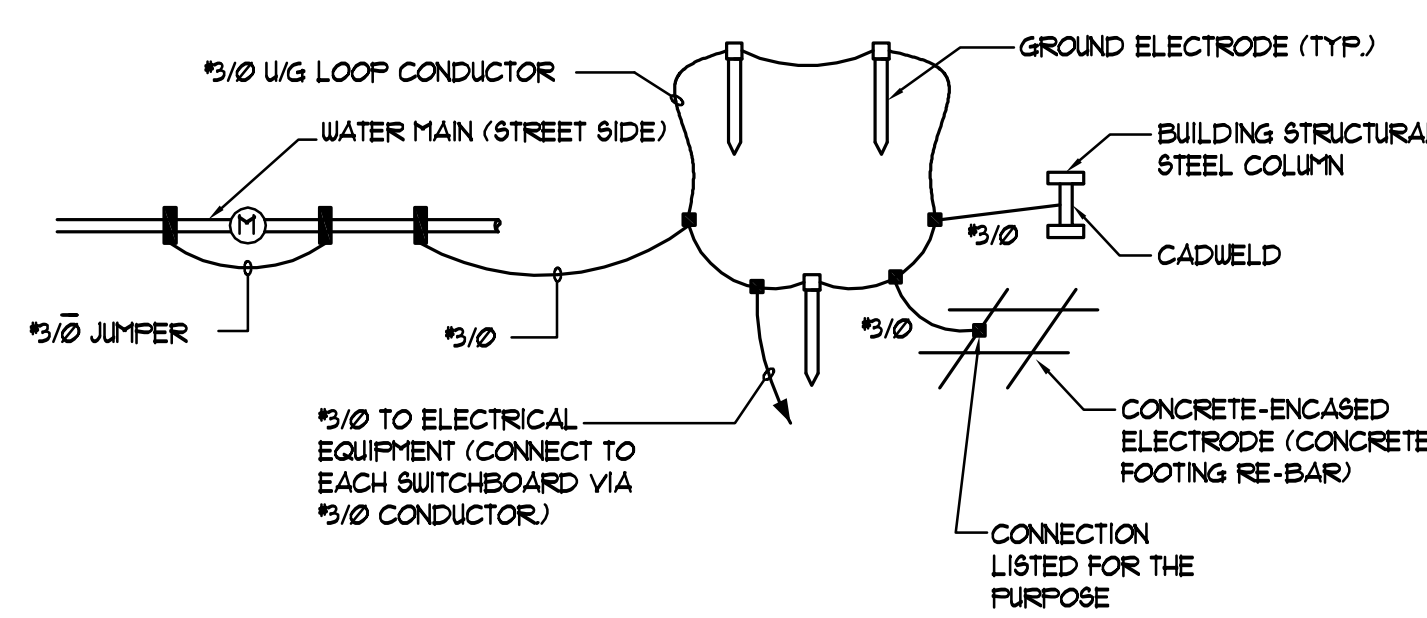
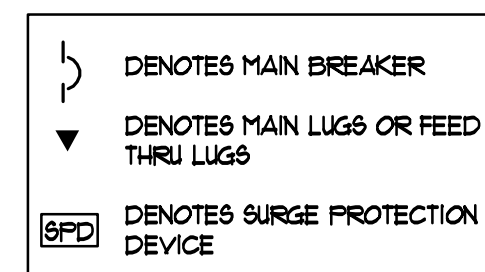
2660 EastChase Lane, Suite 200 | Montgomery, AL 36117
Tel 334.271.3200 | GMCNETWORK.COM



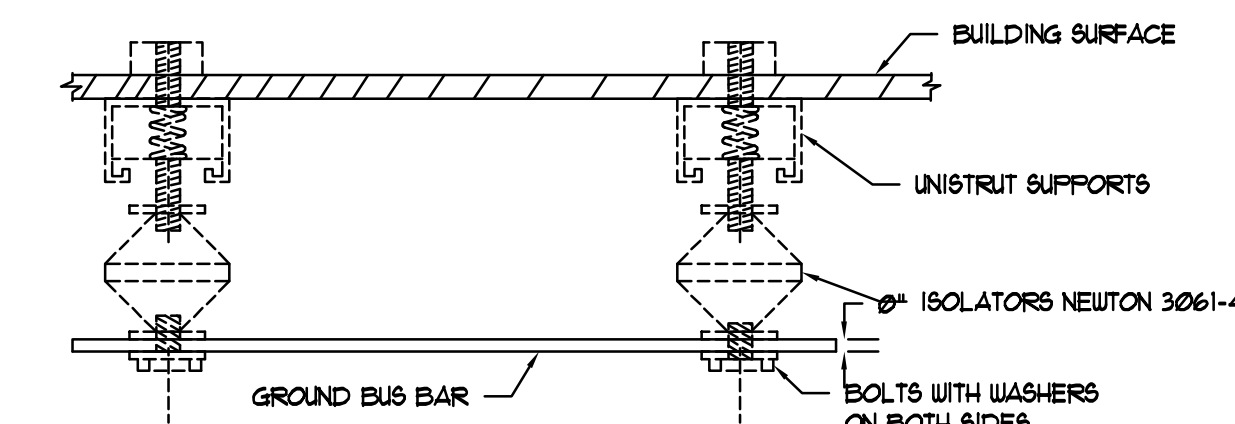
1 ELECTRICAL RISER DIAGRAM
SCALE: NOT TO SCALE

RISER DIAGRAM FEEDER SCHEDULE						
TAG	NUMBER OF SETS	CONFIG.	PHASE/NEUTRAL SIZE PER SET	EQUIP. GROUND PER SET	CONDUIT SIZE PER SET	NOTES
2000A TS	6	3-PH, 4W	4 * 500 kcmil	N/A	4"	SERVICE LATERAL
800A	2	3-PH, 4W-G	4 * 500 kcmil	1 * 3/4"	4"	
600A	2	3-PH, 4W-G	4 * 350 kcmil	1 * 1"	3"	
400A	1	3-PH, 4W-G	4 * 600 kcmil	1 * 3"	4"	
250A	1	3-PH, 4W-G	4 * 250 kcmil	1 * 4"	3"	
225A	1	3-PH, 4W-G	4 * 4/0	1 * 4"	2 1/2"	
200A	1	3-PH, 4W-G	4 * 3/0	1 * 6"	2 1/2"	
150A	1	3-PH, 4W-G	4 * 1/0	1 * 6"	2"	
125A	1	3-PH, 4W-G	4 * 1	1 * 6"	2"	
100A	1	3-PH, 4W-G	4 * 2	1 * 8"	1 1/2"	
725A 3U	1	3-PH, 3W-G	3 * 4/0	1 * 4"	2 1/2"	
600A 3U	1	3-PH, 3W-G	3 * 3/0	1 * 6"	2 1/2"	
25A 3U	1	3-PH, 3W-G	3 * 1	1 * 6"	1 1/2"	
80A 3U	1	3-PH, 3W-G	3 * 4	1 * 8"	1 1/2"	
60A 3U	1	3-PH, 3W-G	3 * 4	1 * 6"	1 1/2"	

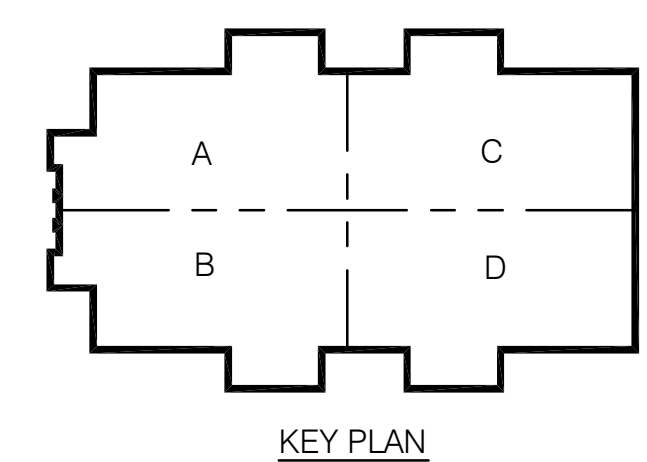
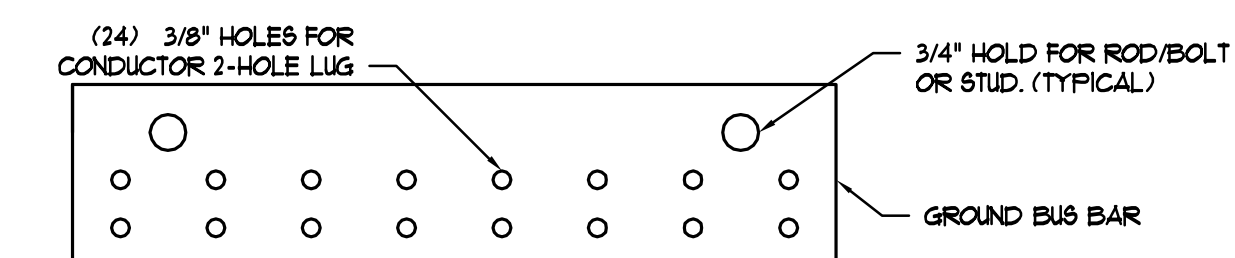
NOTE: ALL CONDUCTOR SIZES IN THIS SCHEDULE ARE COPPER UNLESS OTHERWISE NOTED



2 MAIN GROUNDING DETAIL
SCALE: NOT TO SCALE



3 GROUND BAR DETAIL
SCALE: NOT TO SCALE



CONWAY & OWEN
Mechanical • Electrical • Plumbing
1455 Bluegrass Lakes Pkwy.
Alpharetta, Ga 30004
P: (678) 350-9000 F: (678) 350-9010
www.Conway & Owen.com

NOT FOR CONSTRUCTION
GOODWYN MILLS CAWOOD
2660 EastChase Lane, Suite 200 | Montgomery, AL 36117
Tel 334.271.3200 | GMCNETWORK.COM

ISSUE DATE	DESCRIPTION
50% CONSTR SET 05.27.2016	
95% CONSTR SET 06.27.2016	

FOLEY EVENT CENTER
Foley, Alabama
AMGM150099
sheet _____ of 000

ELECTRICAL PANEL SCHEDULES
E5.01
sheet _____ of 000

NOT FOR CONSTRUCTION

MAIN SWITCHBOARD "MSB" SCHEDULE. Includes columns for voltage, bus size, phase, wire, main, mlo, mcb, mounting, surface, and a detailed list of components like RTU #2, ELEVATOR 104, and various panel LNAs/HMNs with their respective load and amp ratings.

NEW PANELBOARD "HNL3" SCHEDULE. Schedule for 480V / 277V, 3-phase, 4-wire system. Lists 42 components including lighting, receptacles, motors, heating, and kitchen equipment with their load and amp ratings.

NEW PANELBOARD "LNL3" SCHEDULE. Schedule for 208V / 120V, 3-phase, 4-wire system. Lists 42 components including lighting, receptacles, motors, heating, and kitchen equipment with their load and amp ratings.

NEW PANELBOARD "HNM" SCHEDULE. Schedule for 480V / 277V, 3-phase, 4-wire system. Lists 42 components including lighting, receptacles, motors, heating, and kitchen equipment with their load and amp ratings.

NEW PANELBOARD "HNM" SCHEDULE. Schedule for 480V / 277V, 3-phase, 4-wire system. Lists 42 components including lighting, receptacles, motors, heating, and kitchen equipment with their load and amp ratings.

NEW PANELBOARD "LNA" SCHEDULE. Schedule for 208V / 120V, 3-phase, 4-wire system. Lists 42 components including basketball goal, curtain motor, scoreboard, floor rec, and roof rec with their load and amp ratings.

NEW PANELBOARD "LNB" SCHEDULE. Schedule for 208V / 120V, 3-phase, 4-wire system. Lists 42 components including floor box distro, floor box quad, and various electrical equipment with their load and amp ratings.

MAIN SWITCHBOARD "HEM" SCHEDULE. Includes columns for voltage, bus size, phase, wire, main, mlo, mcb, mounting, surface, and a detailed list of components like ERU, PANEL HEL, and PANEL LEA with their respective load and amp ratings.

NEW PANELBOARD "HEL" SCHEDULE. Schedule for 480V / 277V, 3-phase, 4-wire system. Lists 42 components including lighting, receptacles, motors, heating, and kitchen equipment with their load and amp ratings.

PANELBOARD "LEA" SCHEDULE. Schedule for 208V / 120V, 3-phase, 4-wire system. Lists 42 components including mezz flex rec, floor rec, locker room rec, and rest room rec with their load and amp ratings.

PANELBOARD "LEM" SCHEDULE. Schedule for 208V / 120V, 3-phase, 4-wire system. Lists 42 components including CU-1, FCU-1 through FCU-13, and EP-1 through EP-2 with their load and amp ratings.

NOT FOR CONSTRUCTION

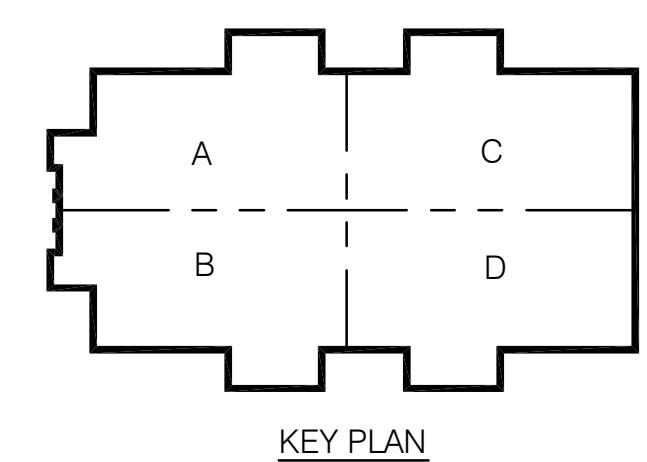
GOODWYN MILLS CAWOOD
2660 EastChase Lane, Suite 200 | Montgomery, AL 36117
Tel 334.271.3200 | GMONETWORK.COM

ISSUE DATE: 05.27.2016
50% CONSTR SET: 06.27.2016
95% CONSTR SET: [Blank]

FOLEY EVENT CENTER
Foley, Alabama

AMGMT150099
drawn by: [Blank]
checked by: [Blank]

NOT FOR CONSTRUCTION



CONWAY & OWEN
Mechanical • Electrical • Plumbing
1455 Bluegrass Lakes Pkwy,
Alpharetta, Ga 30004
P: (770)350-9000 F: (770)350-9010
www.Conway & Owen.com

ELECTRICAL PANEL
SCHEDULES

E6.01
sheet of 000.

NEW PANELBOARD "LSA" SCHEDULE. Table with columns: VOLTAGE, BUS SIZE, 2ØØY/12Ø, 3 PHASE 4 WIRE, MAIN, 4ØØA/3Ø MCB, MOUNTING SURFACE, DESCRIPTION, CKT NO. Includes summary table for LIGHTING, RECEPT, MOTORS, A/C, HEATING, KITCHEN, MISC, TOTAL KVA, TOTAL AMPS.

NEW PANELBOARD "LSB" SCHEDULE. Table with columns: VOLTAGE, BUS SIZE, 2ØØY/12Ø, 3 PHASE 4 WIRE, MAIN, MLO, MOUNTING SURFACE, DESCRIPTION, CKT NO. Includes summary table for LIGHTING, RECEPT, MOTORS, A/C, HEATING, KITCHEN, MISC, TOTAL KVA, TOTAL AMPS.

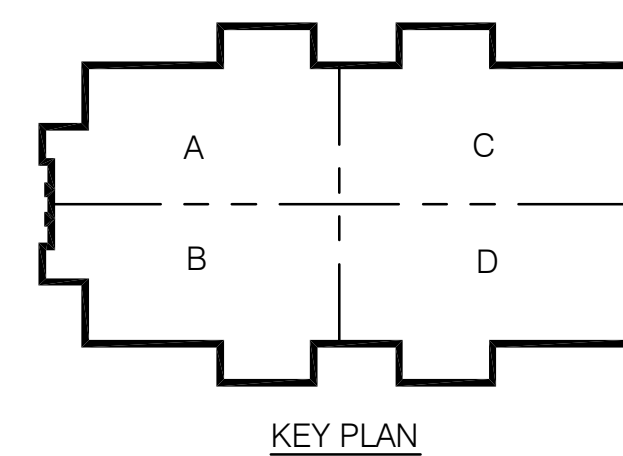
NEW PANELBOARD "LSDP" SCHEDULE. Table with columns: VOLTAGE, BUS SIZE, 2ØØY/12Ø, 3 PHASE 4 WIRE, MAIN, 4ØØA MCB, MOUNTING SURFACE, DESCRIPTION, CKT NO. Includes summary table for LIGHTING, RECEPT, MOTORS, A/C, HEATING, KITCHEN, MISC, TOTAL KVA, TOTAL AMPS.

NEW PANELBOARD "HSL" SCHEDULE. Table with columns: VOLTAGE, BUS SIZE, 4ØØY/211, 3 PHASE 4 WIRE, MAIN, 1ØØA MLO, MOUNTING SURFACE, DESCRIPTION, CKT NO. Includes summary table for LIGHTING, RECEPT, MOTORS, A/C, HEATING, KITCHEN, MISC, TOTAL KVA, TOTAL AMPS.

NEW PANEL "HSM". Table with columns: VOLTAGE, BUS SIZE, 4ØØY/211, 3 PHASE 4 WIRE, MAIN, 8ØØA/3Ø MLO, MOUNTING SURFACE, DESCRIPTION, CKT NO. Includes summary table for LIGHTING, RECEPT, MOTORS, A/C, HEATING, KITCHEN, MISC, TOTAL KVA, TOTAL AMPS.

NEW PANELBOARD "LSHS" SCHEDULE. Table with columns: VOLTAGE, BUS SIZE, 4ØØY/211, 3 PHASE 4 WIRE, MAIN, 725A MCB, MOUNTING SURFACE, DESCRIPTION, CKT NO. Includes summary table for LIGHTING, RECEPT, MOTORS, A/C, HEATING, KITCHEN, MISC, TOTAL KVA, TOTAL AMPS.

NEW PANELBOARD "LSLS" SCHEDULE. Table with columns: VOLTAGE, BUS SIZE, 2ØØY/12Ø, 3 PHASE 4 WIRE, MAIN, 1ØØA MLO, MOUNTING SURFACE, DESCRIPTION, CKT NO. Includes summary table for LIGHTING, RECEPT, MOTORS, A/C, HEATING, KITCHEN, MISC, TOTAL KVA, TOTAL AMPS.



CONWAY & OWEN Mechanical • Electrical • Plumbing 1455 Bluegrass Lakes Pkwy. Alpharetta, Ga 30004 P: (678)350-9000 F: (678)350-9010 www.Conway & Owen.com

NOT FOR CONSTRUCTION

NOT FOR CONSTRUCTION GOODWYN MILLS CAWOOD 2660 EastChase Lane, Suite 200 Montgomery, AL 36117 Tel 334.271.3200 GMCNETWORK.COM

ISSUE DATE 50% CONSTR SET 05.27.2016 95% CONSTR SET 06.27.2016

FOLEY EVENT CENTER Foley, Alabama AMGMT150099 drawn by checked by

ELECTRICAL PANEL SCHEDULES E6.03 sheet of 000

NEW PANELBOARD "HWL" SCHEDULE

VOLTAGE:		200 Y / 120			3 PHASE 4 WIRE			MAIN: 100A MCB			MOUNTING SURFACE:		
BUS NO.	DESCRIPTION	LOAD	NOTE	BKR	PHASE	A	B	C	BKR	NOTE	LOAD	DESCRIPTION	GKT NO.
1		0.0											2
3		0.0											4
5		0.0											6
7		0.0											8
9		0.0											10
11		0.0											12
13		0.0											14
15		0.0											16
17		0.0											18
19		0.0											20
21		0.0											22
23		0.0											24
25		0.0											26
27		0.0											28
29		0.0											30
31		0.0											32
33		0.0											34
35		0.0											36
37		0.0											38
39		0.0											40
41		0.0											42

LIGHTING:	0.0	- 125%	0.0		TOTAL BUS KVA	NOTES:		
RECEPT:	0.0	- NEC 220.44	0.0	A B C	16.2	15.8	16.8	1
MOTORS:	0.0	- 100%	0.0	0.0 0.0 0.0				
A/C:	0.0	- 100%	0.0					
HEATING:	0.0	- 100%	0.0					
KITCHEN:	0.0	- NEC 220.56	0.0					
MISC:	0.0	- 100%	0.0					
TOTAL KVA:	0.0	CALC KVA:	0.0					
TOTAL AMP:	0.0	CALC AMP:	0.0					

PANELBOARD "LWA" SCHEDULE

VOLTAGE:		200 Y / 120			3 PHASE 4 WIRE			MAIN: 250/3P MCB			MOUNTING SURFACE:		
BUS NO.	DESCRIPTION	LOAD	NOTE	BKR	PHASE	A	B	C	BKR	NOTE	LOAD	DESCRIPTION	GKT NO.
1	2ND FLOOR FLEX	0.8											2
3	2ND FLOOR FLEX	1.6											4
5	2ND FLOOR LOBBY	1.0											6
7	2ND FLOOR LOBBY	1.0											8
9	2ND FLOOR FLEX	0.8											10
11	2ND FLOOR FLEX	1.6											12
13		0.0											14
15		0.0											16
17		0.0											18
19		0.0											20
21		0.0											22
23		0.0											24
25		0.0											26
27		0.0											28
29		0.0											30
31		0.0											32
33		0.0											34
35		0.0											36
37		0.0											38
39		0.0											40
41		0.0											42

LIGHTING:	0.0	- 125%	0.0		TOTAL BUS KVA	NOTES:		
RECEPT:	12.8	- NEC 220.44	11.4	A B C	16.2	15.8	16.8	1
MOTORS:	0.0	- 100%	0.0	0.0 0.0 0.0				
A/C:	0.0	- 100%	0.0					
HEATING:	0.0	- 100%	0.0					
KITCHEN:	36.0	- NEC 220.56	23.4					
MISC:	0.0	- 100%	0.0					
TOTAL KVA:	49.8	CALC KVA:	34.8					
TOTAL AMP:	135.6	CALC AMP:	96.1					

PANELBOARD "CL2" SCHEDULE

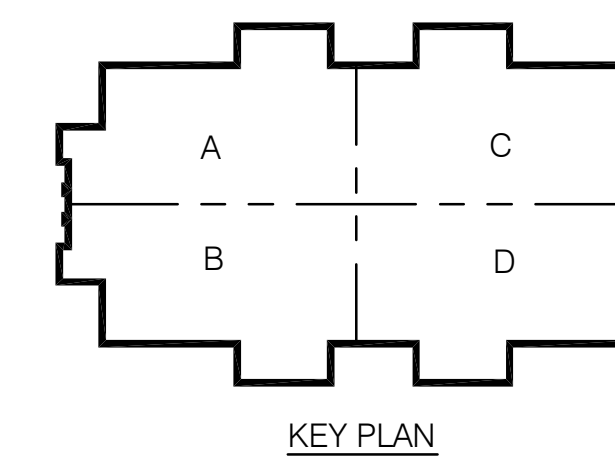
VOLTAGE:		200 Y / 120			3 PHASE 4 WIRE			MAIN: 100A MCB			MOUNTING SURFACE:		
BUS NO.	DESCRIPTION	LOAD	NOTE	BKR	PHASE	A	B	C	BKR	NOTE	LOAD	DESCRIPTION	GKT NO.
1		0.0											2
3		0.0											4
5		0.0											6
7		0.0											8
9		0.0											10
11		0.0											12
13		0.0											14
15		0.0											16
17		0.0											18
19		0.0											20
21		0.0											22
23		0.0											24
25		0.0											26
27		0.0											28
29		0.0											30
31		0.0											32
33		0.0											34
35		0.0											36
37		0.0											38
39		0.0											40
41		0.0											42

LIGHTING:	0.0	- 125%	0.0		TOTAL BUS KVA	NOTES:		
RECEPT:	0.0	- NEC 220.44	0.0	A B C	0.0	0.0	0.0	1
MOTORS:	0.0	- 100%	0.0	0.0 0.0 0.0				
A/C:	0.0	- 100%	0.0					
HEATING:	0.0	- 100%	0.0					
KITCHEN:	0.0	- NEC 220.56	0.0					
MISC:	0.0	- 100%	0.0					
TOTAL KVA:	0.0	CALC KVA:	0.0					
TOTAL AMP:	0.0	CALC AMP:	0.0					

NEW PANELBOARD "CL1" SCHEDULE

VOLTAGE:		200 Y / 120			3 PHASE 4 WIRE			MAIN: 100A MCB			MOUNTING SURFACE:		
BUS NO.	DESCRIPTION	LOAD	NOTE	BKR	PHASE	A	B	C	BKR	NOTE	LOAD	DESCRIPTION	GKT NO.
1		0.0											2
3		0.0											4
5		0.0											6
7		0.0											8
9		0.0											10
11		0.0											12
13		0.0											14
15		0.0											16
17		0.0											18
19		0.0											20
21		0.0											22
23		0.0											24
25		0.0											26
27		0.0											28
29		0.0											30
31		0.0											32
33		0.0											34
35		0.0											36
37		0.0											38
39		0.0											40
41		0.0											42

LIGHTING:	0.0	- 125%	0.0		TOTAL BUS KVA	NOTES:		
RECEPT:	0.0	- NEC 220.44	0.0	A B C	0.0	0.0	0.0	1
MOTORS:	0.0	- 100%	0.0	0.0 0.0 0.0				
A/C:	0.0	- 100%	0.0					
HEATING:	0.0	- 100%	0.0					
KITCHEN:	0.0	- NEC 220.56	0.0					
MISC:	0.0	- 100%	0.0					
TOTAL KVA:	0.0	CALC KVA:	0.0					
TOTAL AMP:	0.0	CALC AMP:	0.0					



CONWAY & OWEN
 Mechanical • Electrical • Plumbing
 1455 Bluegrass Lakes Pkwy.
 Alpharetta, Ga 30004
 P: (770) 950-9000 F: (770) 950-9010
 www.Conway & Owen.com

NOT FOR CONSTRUCTION

GOODWYN MILLS CAWOOD
 2660 EastChase Lane, Suite 200 | Montgomery, AL 36117
 Tel 334.271.3200 | GMCNETWORK.COM

FOLEY EVENT CENTER
 Foley, Alabama
 AMGMT150099

ELECTRICAL PANEL SCHEDULES
E5.01
 sheet _____ of 000.

ISSUE DATE
 50% CONSTR SET 05.27.2016
 95% CONSTR SET 06.27.2016

drawn by: _____
 checked by: _____

NOT FOR CONSTRUCTION