

Date	1/14/19
Revisions	1 SPLIT PROJECT INTO PHASES

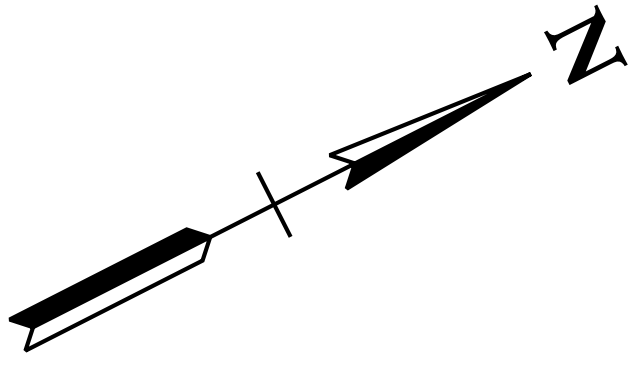
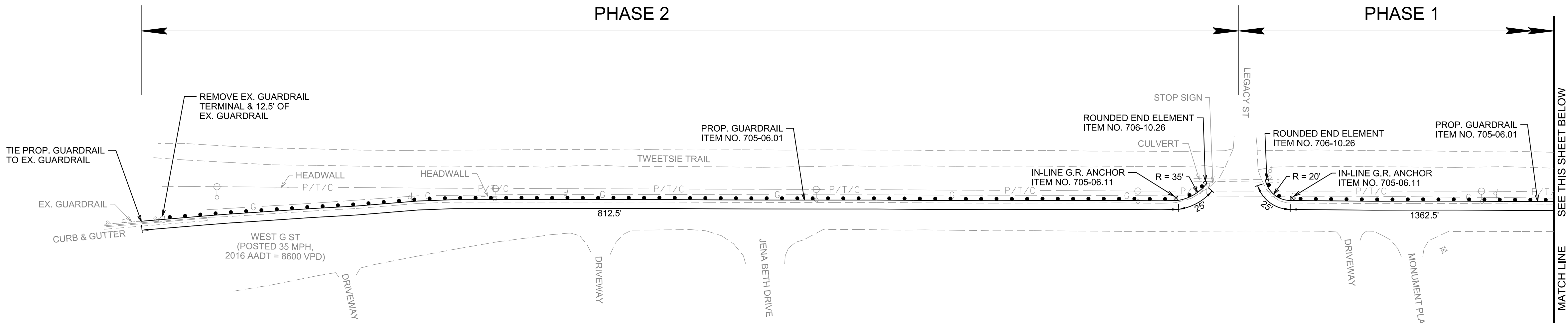
Issue Date:	JAN 2018
Drawn By:	NRV
Designed By:	NRV
Checked By:	JAC
Date:	1/25/18

Mattern & Craig
ENGINEERS - SURVEYORS
429 CLAY STREET
KINGSPORT, TENNESSEE 37660
(423) 246-4970
FAX (423) 246-5932

SIAM ROAD & WEST G STREET GUARDRAIL INSTALLATION
WEST G STREET LAYOUT
CITY OF ELIZABETHTON, TN

Vertical Scale:	N/A
Horizontal Scale:	1" = 50'
Commission Number:	26490
Sheet No.:	4

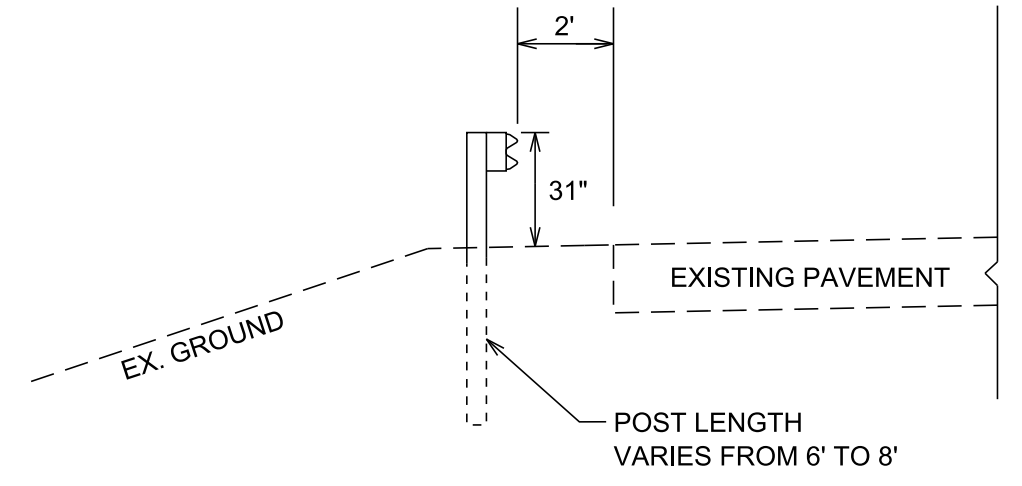
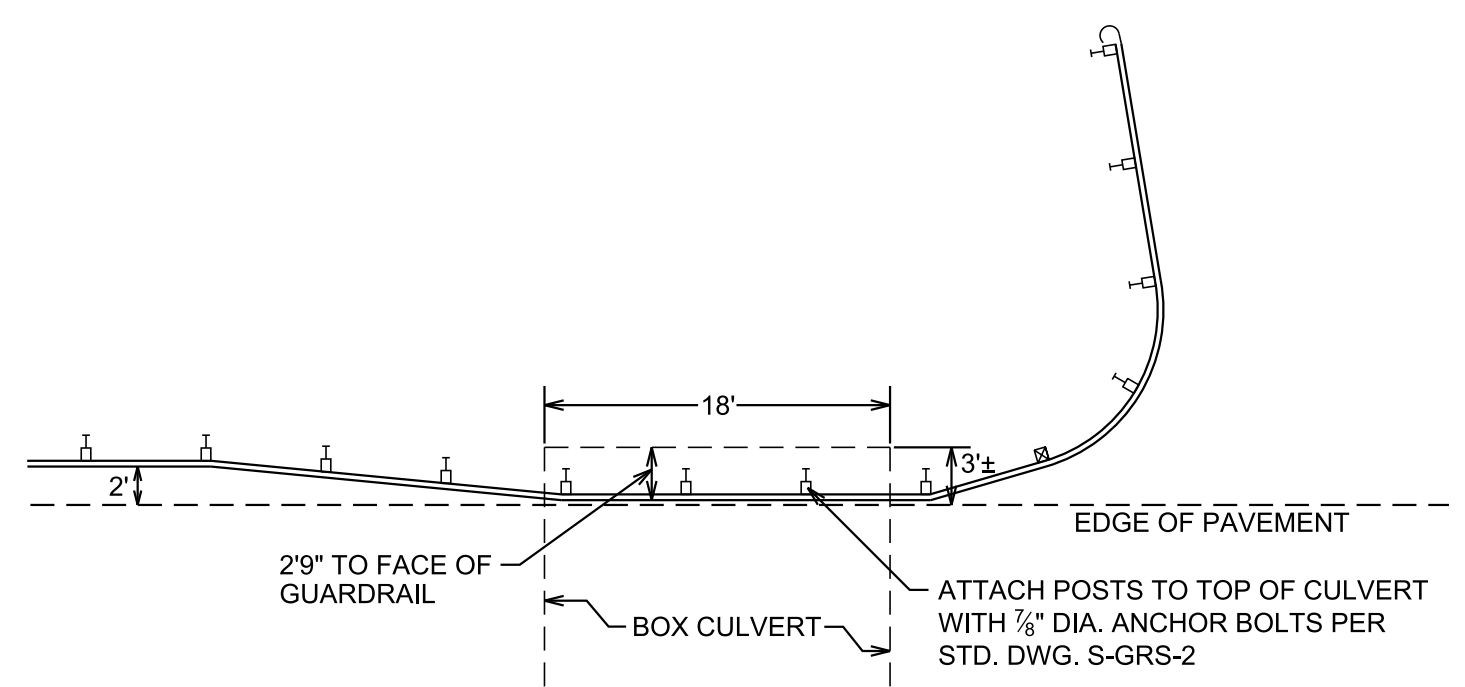
S.R. 362



WEST G STREET ESTIMATED QUANTITIES					
TDOT ITEM NO.	DESCRIPTION	UNIT	QUANTITY (PH. 1)	QUANTITY (PH. 2)	
705-01.04	METAL BEAM GUARD FENCE	L.F.	25	0	
(1) 705-06.01	W BEAM GUARDRAIL (TYPE 2) (MASH TL-3)	L.F.	1387.5	837.5	
705-06.11	GR TERMINAL (IN-LINE) MASH TL-3	EACH	2	1	
706-01	GUARDRAIL REMOVED	L.F.	0	13	
706-10.26	ROUNDED END ELEMENT	EACH	2	1	
712-01	TRAFFIC CONTROL	L.S.	1	1	
717-01	MOBILIZATION	L.S.	1	1	

(1) 62.5' TO BE SHOP CURVED (37.5' PHASE 1, 25' PHASE 2)

GUARDRAIL ATTACHMENT TO BOX CULVERT (REFER TO STD. DWG. S-GRS-2)



GUARDRAIL PLACEMENT DETAIL

NOTE:
THE LOCATIONS OF UTILITIES SHOWN WITHIN THESE PLANS ARE APPROXIMATE ONLY. EXACT LOCATIONS SHALL BE DETERMINED IN THE FIELD BY CONTACTING THE UTILITY COMPANIES INVOLVED. NOTIFICATION BY CALLING THE TENNESSEE ONE CALL SYSTEM, INC., AT 1-800-351-1111 AS REQUIRED BY TCA 65-31-106 WILL BE REQUIRED.

