

# **COVINA-VALLEY UNIFIED SCHOOL DISTRICT**



## **ADDENDUM #2**

**BID No. 21-22-108**

**ROOFING PROJECT AT**

**BEN LOMOND, GROVECENTER AND  
ROWLAND ELEMENTARY, SIERRA VISTA  
MIDDLE AND SOUTH HILLS HIGH SCHOOLS**

**NOTICE TO BIDDERS:** The following changes, additions and clarifications have been made to the original bid documents for the above referenced project ("Project") and shall be incorporated into the bidder's response. The bidder shall acknowledge receipt of this Addendum where provided on the BID FORM. All other aspects of the work and services from the original bid documents shall remain unchanged. In case of conflict between the bid documents and this Addendum, this Addendum shall govern.

- 1. The Hazardous Materials Specification has been replaced by Hazardous Materials Specification-Amendment #2 dated February 24, 2022, to include all project work areas.**
  - a. Hazardous Materials Specification-Amendment #2 dated 2-24-2022 is attached and posted on the District's website at: <https://www.cvusd.org/Page/758>.**
- 2. This Addendum #2 is issued on February 24, 2022.**

---

---

**END OF ADDENDUM**

# Covina-Valley Unified School District

---

## TECHNICAL SPECIFICATION

### HAZARDOUS MATERIALS REMOVAL/IMPACT

DISTRICT ROOFING PROJECT  
BID PACKAGE #108

BEN LOMOND ELEMENTAREY SCHOOL  
GROVECENTER ELEMENTARY SCHOOL  
ROWLAND ELEMENTARY SCHOOL  
SIERRA VISTA MIDDLE SCHOOL  
SOUTH HILLS HIGH SCHOOL

Volume 1 of 1

EE Project No. 21-Z0172-0166

January 11, 2022  
Amended February 11, 2022  
Amendment #2 February 24, 2022



310 East Foothill Blvd, Suite 200 • Arcadia, CA 91006  
Office (626) 441-7050 • Fax (626) 441-0016  
[www.ExecutiveEnvironmental.com](http://www.ExecutiveEnvironmental.com)  
[info@execenv.com](mailto:info@execenv.com)

**TABLE OF CONTENTS TO THE HAZARDOUS MATERIALS SPECIFICATIONS**

DIVISION I - HAZARDOUS MATERIALS SUMMARY OF WORK SECTION

SCOPE OF WORK ..... SECTION 01010 HM (Amended 2/24/2022)

ADDITIONAL CONDITIONS FOR HAZARDOUS MATERIALS WORK ..... SECTION 01011 HM

DIVISION 2 - DEMOLITION (HAZARDOUS MATERIALS) SECTION

ASBESTOS REMOVAL – FRIABLE..... SECTION 02071 HM

ASBESTOS REMOVAL – ROOFING..... SECTION 02074 HM

ASBESTOS REMOVAL – ROOF MASTIC ..... SECTION 02074A HM

ASBESTOS REMOVAL – TEXTURE COAT ..... SECTION 02076 HM

ASBESTOS REMOVAL – STUCCO ..... SECTION 02076A HM

LBP, LEAD CONTAINING MATERIAL REMOVAL - FULL CONTAINMENT ..... SECTION 02092 HM

LBP CONTROLS - PAINT STABILIZATION ..... SECTION 02093 HM

LEAD CONTAINING MATERIAL REMOVAL - CHEMICAL & COMPONENT ..... SECTION 02095 HM

APPENDICES

APPENDIX A..... LIMITED ASBESTOS INSPECTION REPORT:  
BEN LOMOND ELEMENTARY SCHOOL (dated 12/09/21)

APPENDIX B..... LIMITED LEAD-BASED PAINT INSPECTION REPORT:  
BEN LOMOND ELEMENTARY SCHOOL (dated 12/09/21)

APPENDIX C ..... LIMITED ASBESTOS INSPECTION REPORT:  
GROVECENTER ELEMENTARY SCHOOL (dated 12/09/21)

APPENDIX D ..... LIMITED LEAD-BASED PAINT INSPECTION REPORT:  
GROVECENTER ELEMENTARY SCHOOL (dated 12/09/21)

APPENDIX E..... LIMITED ASBESTOS INSPECTION REPORT:  
ROWLAND AVENUE ELEMENTARY SCHOOL (dated 12/16/21)

APPENDIX F ..... LIMITED LEAD-BASED PAINT INSPECTION REPORT:  
ROWLAND AVENUE ELEMENTARY SCHOOL (dated 12/16/21)

APPENDIX G ..... LIMITED ASBESTOS INSPECTION REPORT:  
SIERRA VISTA MIDDLE SCHOOL (dated 12/23/21, Amended 2/23/2022)

APPENDIX H ..... LIMITED LEAD-BASED PAINT INSPECTION REPORT:  
SIERRA VISTA MIDDLE SCHOOL (dated 12/23/21, Amended 2/23/2022)

APPENDIX I ..... LIMITED ASBESTOS INSPECTION REPORT:  
SOUTH HILLS HIGH SCHOOL (dated 01/04/22, Amended 2/24/2022)

APPENDIX J ..... LIMITED LEAD-BASED PAINT INSPECTION REPORT:  
SOUTH HILLS HIGH SCHOOL (dated 01/04/22 Amended 2/24/2022)

DIVISION 1  
GENERAL REQUIREMENTS

SECTION 01010

SCOPE OF WORK  
(AMENDMENT NO. 2)

## **1.1 GENERAL:**

The work to be performed by the contractor comprises:

**PROJECT:** HAZARDOUS MATERIAL REMOVAL/IMPACT IN CONJUNCTION WITH THE DISTRICT ROOFING PROJECTS

**OWNER:** COVINA-VALLEY UNIFIED SCHOOL DISTRICT

## **1.2 THE SITE:**

The work will be performed at the various sites within the Covina-Valley Unified School District:

The exact scope and limits of work are the sole responsibility of the Abatement Contractor, he/she shall determine and verify all conditions, quantities, and situations adjoining his/her work and existing items. It is the responsibility of the Abatement Contractor and or prime trade to use trained personnel, proper personal protection and monitoring, wet methods, and compliant disposal of those materials that might be impacted during this project.

## **1.3 POTENTIAL ASBESTOS HAZARD**

- A. Abatement Contractor is warned that unprotected exposure to asbestos fibers has been determined to significantly increase risk of incurring the following diseases: asbestosis, lung cancer, mesothelioma, and certain gastrointestinal cancers. Care must be taken to avoid releasing or causing to be released, asbestos fibers into the atmosphere. Within Code of Federal Regulations, Title 29, Section 1926.1101 (abbreviated as 29 CFR 1926.1101), the Occupational Safety and Health Administration (OSHA) has set standards for permissible exposure to airborne concentrations of asbestos fibers, methods of compliance, personal protective equipment, and other methods which must be utilized when working with, or in proximity to asbestos. In executing the contract, the Abatement Contractor certifies that he shall comply with all parts of this regulation, as well as any more stringent requirements as specified in this specification.
- B. Abatement Contractor shall presume that detectable levels of asbestos are present in all existing installed surfaces, except and unless objective information to the contrary is provided by the Owner, Owner's Representative, or Owner's Consultant. The Abatement Contractor shall be responsible for conformance with all applicable Cal/Occupational Safety and Health Administration (Cal/OSHA) Worker Protection and Cal/Environmental Protection Agency (EPA) Environmental Protection requirements pertaining to asbestos as applicable to the Abatement Contractor's work.

#### **1.4 LEAD-BASED PAINT HAZARD**

Lead has been used as a key ingredient in paint for many years. Cal/OSHA requires all employers of employees who work with materials that may be toxic, including lead-containing paint, to provide hazard communication and training to their employees. All contractors shall ensure that they are in compliance with all Cal/OSHA and applicable regulations. Additionally, the contractors shall observe the following work practices:

- Absolutely no dry sanding of painted surfaces.
- When surface cleaning is necessary for repainting, surfaces shall be wet-cleaned or HEPA vacuumed.
- Voids or ridges in painted surfaces shall be filled or "feathered" as necessary with compatible, non-lead containing products.
- Paint Film Stabilization is required where loose and flaky paint exists prior to component removal and/or demolition. A top coat sealer shall be applied to prevent further lead-based paint (LBP) flaking during removal.
- All cleanup of debris shall include wet methods or use of a high efficiency particulate air (HEPA) filtered vacuum.
- All paint debris and disposable equipment/materials from surface preparation, demolition or other paint disturbance, shall be contained and removed from the site.

**Scope of Work will Start on the Next Page.**

## SCOPE OF WORK SPECIFIC TO BEN LOMOND ELEMENTARY SCHOOL

### Site Location:

Ben Lomond Elementary School  
621 East Covina Boulevard  
Covina, California 91722

### 1.5 SCOPE OF WORK:

Contractor will follow the applicable abatement procedures listed below for that material. Where conflict among requirements or with these specifications exists, the more stringent requirements shall apply.

**Hazardous Materials Removal:** This Contract covers the furnishings of all labor and materials and proper disposal required for impacting of hazardous materials from the following areas:

#### **A. Asbestos-Containing Materials – Removal:**

1. Remove and dispose of asbestos-containing materials (ACM) from areas designated by the various prime trades and/or Construction Manager as required for construction of the Project. Some work may require only partial removal of the materials listed.
2. If stucco is to be impacted during roof removal process, contractor is to refer to inspection report to verify if asbestos is present and handle accordingly.
3. Final clearance will be accomplished via visual inspection.

<b>Asbestos-Containing Materials Covered Walkways No. 1 through 10</b>						
<b>Item No.</b>	<b>Material Description</b>	<b>Type of work</b>	<b>Location</b>	<b>Quantity</b>	<b>ACM content</b>	<b>Applicable Haz. Mat'l section</b>
01	Roof penetration mastic	Removal/impact as indicated in plans	Covered Walkway no. 1: throughout rooftop at drains and flashings	8 SF	7-10% Chrysotile	02074A HM
02	Roof penetration mastic	Removal/impact as indicated in plans	Covered Walkway no. 2: throughout rooftop at drains and flashings	25 SF	10% Chrysotile	02074A HM
03	Roof penetration mastic	Removal/impact as indicated in plans	Covered Walkway no. 3: throughout rooftop at drains and flashings	15 SF	10% Chrysotile	02074A HM
04	Roof penetration mastic	Removal/impact as indicated in plans	Covered Walkway no. 4: throughout rooftop at drains and flashings	4 SF	7-10% Chrysotile	02074A HM
05	Roof penetration mastic	Removal/impact as indicated in plans	Covered Walkway no. 5: throughout rooftop at drains and flashings	4 SF	10% Chrysotile	02074A HM
06	Roof penetration mastic	Removal/impact as indicated in plans	Covered Walkway no. 8: throughout rooftop at drains and flashings	4 SF	10% Chrysotile	02074A HM

**Asbestos Scope of Work for Ben Lomond ES continues to next page.**



Asbestos-Containing Materials Covered Walkways No. 1 through 10 (continued)						
Item No.	Material Description	Type of work	Location	Quantity	ACM content	Applicable Haz. Mat'l section
07	Roof penetration mastic	Removal/impact as indicated in plans	Covered Walkway no. 9: throughout rooftop at drains and flashings	4 SF	10% Chrysotile	02074A HM
08	No asbestos-containing materials identified on covered walkways No. 6, 7 and 10.					

## END OF ASBESTOS SCOPE

### B. Lead Abatement Procedures:

1. Remove and dispose of surfaces coated with lead-based paint/glaze from areas designated by the various prime trades and/or Construction Manager as required for construction of the Project. Some work may require only partial removal of the materials/components listed.
2. It is the responsibility of all contractors to use trained and certified personnel in accordance with California Department of Public Health (CDPH) and the Environmental Protection Agency's (EPA) Renovation, Repair, and Painting (RRP) regulations, and use proper personal protection and monitoring, wet methods, and proper disposal of materials that might be impacted during this project.
3. Paint film stabilization is required where loose and flaky paint exist prior to component removal or demolition. A top coat sealer shall be applied to prevent further LBP flaking during removal.
4. For all surfaces scheduled for repainting, paint film stabilization or paint removal will be required. Loose and flaky paint should be scraped and a top-coat compatible primer should be applied over intact areas for further surface preparation/painting by other trades.
5. If stucco is to be impacted during roof removal process, contractor is to refer to inspection report to verify if lead-paint is present and handle accordingly.
6. Clearance sampling will be accomplished via lead wipe samples collected at random location throughout the work areas.
7. The contractor shall be responsible for all testing required for the proper disposal of all lead-based paint and lead-containing waste materials. This will require testing using waste stream analysis by the TTLC, STLC, and TCLP methods successively, if necessary, to determine non-regulatory limits for disposal. Contractor shall ensure that the attending consultant monitors and is aware (in writing) of each specific material sampling for waste stream analysis. **This information must be provided to the consultant prior to the material being removed from the site for testing.** Materials shall not be removed from the site until such testing and its results are provided to the consultant.

Lead-Based Paint Covered Walkways No. 1 through 10						
Item No.	Material Description	Type of work	Location	Quantity	Lead content Mg/cm <sup>2</sup>	Applicable Haz. Mat'l section
09	No regulated lead-based paint was identified on the surfaces or components anticipated to be impacted by the roofing project at covered walkways No. 1 through 10.					

**END OF LBP SCOPE**

---

**END OF SCOPE OF WORK (BEN LOMOND ELEMENTARY SCHOOL)**

---

## SCOPE OF WORK SPECIFIC TO GROVECENTER ELEMENTARY SCHOOL

### **Site Location:**

Grovecenter Elementary School  
775 North Lark Ellen Avenue  
West Covina, California 91791

### **1.6 SCOPE OF WORK):**

Contractor will follow the applicable abatement procedures listed below for that material. Where conflict among requirements or with these specifications exists, the more stringent requirements shall apply.

**Hazardous Materials Removal:** This Contract covers the furnishings of all labor and materials and proper disposal required for impacting of hazardous materials from the following areas:

#### **A. Asbestos-Containing Materials – Removal:**

1. Remove and dispose of asbestos-containing materials (ACM) from areas designated by the various prime trades and/or Construction Manager as required for construction of the Project. Some work may require only partial removal of the materials listed.
2. If stucco is to be impacted during roof removal process, contractor is to refer to inspection report to verify if asbestos is present and handle accordingly.
3. Final clearance will be accomplished via visual inspection.

<b>Asbestos-Containing Materials Covered Walkways No. 1 through 5</b>						
<b>Item No.</b>	<b>Material Description</b>	<b>Type of work</b>	<b>Location</b>	<b>Quantity</b>	<b>ACM content</b>	<b>Applicable Haz. Mat'l section</b>
10	No asbestos-containing materials identified on covered walkways No. 1 through 5.					

## **END OF ASBESTOS SCOPE**

---

#### **B. Lead Abatement Procedures:**

1. Remove and dispose of surfaces coated with lead-based paint/glaze from areas designated by the various prime trades and/or Construction Manager as required for construction of the Project. Some work may require only partial removal of the materials/components listed.
2. It is the responsibility of all contractors to use trained and certified personnel in accordance with California Department of Public Health (CDPH) and the Environmental Protection Agency's (EPA) Renovation, Repair, and Painting (RRP) regulations, and use proper personal protection and monitoring, wet methods, and proper disposal of materials that might be impacted during this project.

3. Paint film stabilization is required where loose and flaky paint exist prior to component removal or demolition. A top coat sealer shall be applied to prevent further LBP flaking during removal.
4. For all surfaces scheduled for repainting, paint film stabilization or paint removal will be required. Loose and flaky paint should be scraped and a top-coat compatible primer should be applied over intact areas for further surface preparation/painting by other trades.
5. If stucco is to be impacted during roof removal process, contractor is to refer to inspection report to verify if lead-paint is present and handle accordingly.
6. Clearance sampling will be accomplished via lead wipe samples collected at random location throughout the work areas.
7. The contractor shall be responsible for all testing required for the proper disposal of all lead-based paint and lead-containing waste materials. This will require testing using waste stream analysis by the TTLC, STLC, and TCLP methods successively, if necessary, to determine non-regulatory limits for disposal. Contractor shall ensure that the attending consultant monitors and is aware (in writing) of each specific material sampling for waste stream analysis. **This information must be provided to the consultant prior to the material being removed from the site for testing.** Materials shall not be removed from the site until such testing and its results are provided to the consultant.

<b>Lead-Based Paint Covered Walkways No. 1 through 5</b>						
Item No.	Material Description	Type of work	Location	Quantity	Lead content Mg/cm <sup>2</sup>	Applicable Haz. Mat'l section
11	Metal conduit	Impact/removal of component as indicated in plans or requested by District	Covered Walkway no. 4 – ceiling by Building I Electrical Room	4 Lines; 40 LF total	0.7	02093 HM 02095 HM
12	No regulated lead-based paint was identified on the surfaces or components anticipated to be impacted by the roofing project at covered walkways No. 1, 2, 3 and 5.					

### END OF LBP SCOPE

---

### END OF SCOPE OF WORK (GROVECENTER ELEMENTARY SCHOOL)

---

## SCOPE OF WORK SPECIFIC TO ROWLAND AVENUE ELEMENTARY SCHOOL

### Site Location:

Rowland Avenue Elementary School  
1355 East Rowland Avenue  
West Covina, California 91790

### 1.7 SCOPE OF WORK):

Contractor will follow the applicable abatement procedures listed below for that material. Where conflict among requirements or with these specifications exists, the more stringent requirements shall apply.

**Hazardous Materials Removal:** This Contract covers the furnishings of all labor and materials and proper disposal required for impacting of hazardous materials from the following areas:

#### **A. Asbestos-Containing Materials – Removal:**

1. Remove and dispose of asbestos-containing materials (ACM) from areas designated by the various prime trades and/or Construction Manager as required for construction of the Project. Some work may require only partial removal of the materials listed.
2. If stucco is to be impacted during roof removal process, contractor is to refer to inspection report to verify if asbestos is present and handle accordingly.
3. Final clearance will be accomplished via visual inspection.

<b>Asbestos-Containing Materials Covered Walkways No. 1 through 11</b>						
Item No.	Material Description	Type of work	Location	Quantity	ACM content	Applicable Haz. Mat'l section
13	Roof penetration mastic	Removal/impact as indicated in plans	Covered Walkway no. 1: throughout rooftop at flashing, conduit blocks in some areas and drains	25 SF	10% Chrysotile	02074A HM
14	Roof penetration mastic	Removal/impact as indicated in plans	Covered Walkway no. 2: throughout rooftop at drains, flashing and conduits blocks in some areas	10 SF	8% Chrysotile	02074A HM
15	Roof penetration mastic	Removal/impact as indicated in plans	Covered Walkway no. 3: throughout rooftop at flashing, drains, and conduits blocks in some areas	10 SF	8%-10% Chrysotile	02074A HM
16	Roofing material	Removal/impact as indicated in plans	Covered Walkway no. 7: throughout rooftop	110 SF	2% Chrysotile	02074 HM
17	Roof penetration mastic	Removal/impact as indicated in plans	Covered Walkway no. 7: throughout rooftop at drains and flashings in some areas	2 SF	10% Chrysotile	02074A HM
18	Roofing material	Removal/impact as indicated in plans	Covered Walkway no. 8: throughout rooftop	1,450 SF	2%-3% Chrysotile	02074 HM

Asbestos-Containing Materials Covered Walkways No. 1 through 11 (continued)						
Item No.	Material Description	Type of work	Location	Quantity	ACM content	Applicable Haz. Mat'l section
19	Roof penetration mastic	Removal/impact as indicated in plans	Covered Walkway no. 8: throughout rooftop at drains, conduit blocks and flashing in some areas	15 SF	10% Chrysotile	02074A HM
20	Roofing material	Removal/impact as indicated in plans	Covered Walkway no. 9: throughout rooftop	610 SF	2% Chrysotile	02074 HM
21	Roof penetration mastic	Removal/impact as indicated in plans	Covered Walkway no. 9: throughout rooftop at drains, conduit blocks and flashing in some areas	6 SF	2% Chrysotile	02074A HM
22	Roofing material	Removal/impact as indicated in plans	Covered Walkway no. 10: throughout rooftop	50 SF	2% Chrysotile	02074 HM
23	Roofing material	Removal/impact as indicated in plans	Covered Walkway no. 11: throughout rooftop	50 SF	2%-3% Chrysotile	02074 HM
24	No asbestos-containing materials identified on covered walkways No. 4, 5 and 6.					

## END OF ASBESTOS SCOPE

### B. Lead Abatement Procedures:

1. Remove and dispose of surfaces coated with lead-based paint/glaze from areas designated by the various prime trades and/or Construction Manager as required for construction of the Project. Some work may require only partial removal of the materials/components listed.
2. It is the responsibility of all contractors to use trained and certified personnel in accordance with California Department of Public Health (CDPH) and the Environmental Protection Agency's (EPA) Renovation, Repair, and Painting (RRP) regulations, and use proper personal protection and monitoring, wet methods, and proper disposal of materials that might be impacted during this project.
3. Paint film stabilization is required where loose and flaky paint exist prior to component removal or demolition. A top coat sealer shall be applied to prevent further LBP flaking during removal.
4. For all surfaces scheduled for repainting, paint film stabilization or paint removal will be required. Loose and flaky paint should be scraped and a top-coat compatible primer should be applied over intact areas for further surface preparation/painting by other trades.
5. If stucco is to be impacted during roof removal process, contractor is to refer to inspection report to verify if lead-paint is present and handle accordingly.
6. Clearance sampling will be accomplished via lead wipe samples collected at random location throughout the work areas.

7. The contractor shall be responsible for all testing required for the proper disposal of all lead-based paint and lead-containing waste materials. This will require testing using waste stream analysis by the TTLC, STLC, and TCLP methods successively, if necessary, to determine non-regulatory limits for disposal. Contractor shall ensure that the attending consultant monitors and is aware (in writing) of each specific material sampling for waste stream analysis. **This information must be provided to the consultant prior to the material being removed from the site for testing.** Materials shall not be removed from the site until such testing and its results are provided to the consultant.

Lead-Based Paint Covered Walkways No. 1 through 11						
Item No.	Material Description	Type of work	Location	Quantity	Lead content Mg/cm <sup>2</sup>	Applicable Haz. Mat'l section
25	Wood ceiling	Removal/impact of component as indicated in plans or requested by District	Covered Walkway No. 1	2,500 SF	1.8	02093 HM 02095 HM
26	Wood fascia	Removal/impact of component as indicated in plans or requested by District	Covered Walkway No. 1	40 LF	0.8	02093 HM 02095 HM
27	Metal flashing	Removal/impact of component as indicated in plans or requested by District	Covered Walkway No. 1 at east side of Building A	24 LF	0.9	02093 HM 02095 HM
28	Wood ceiling	Removal/impact of component as indicated in plans or requested by District	Covered Walkway No. 2	950 SF	0.7	02093 HM 02095 HM
29	Wood ceiling	Removal/impact of component as indicated in plans or requested by District	Covered Walkway No. 3	950 SF	0.7	02093 HM 02095 HM
30	Wood ceiling	Removal/impact of component as indicated in plans or requested by District	Covered Walkway No. 6	50 SF	0.7	02093 HM 02095 HM
31	Wood fascia	Removal/impact of component as indicated in plans or requested by District	Covered Walkway No. 6	25 LF	0.7	02093 HM 02095 HM
32	Wood ceiling	Removal/impact of component as indicated in plans or requested by District	Covered Walkway No. 7	110 SF	3.2	02093 HM 02095 HM
33	Wood ceiling	Removal/impact of component as indicated in plans or requested by District	Covered Walkway No. 8	1,450 SF	0.9	02093 HM 02095 HM
34	Wood ceiling	Removal/impact of component as indicated in plans or requested by District	Covered Walkway No. 9	610 SF	0.8	02093 HM 02095 HM
35	Metal gutter	Removal/impact of component as indicated in plans or requested by District	Covered Walkway No. 9, side B	3 LF	1.1	02093 HM 02095 HM

**Lead-Based Paint Scope of Work for Rowland Avenue ES continues to next page.**

<b>Lead-Based Paint Covered Walkways No. 1 through 11 (continued)</b>						
Item No.	Material Description	Type of work	Location	Quantity	Lead content Mg/cm <sup>2</sup>	Applicable Haz. Mat'l section
36	Wood ceiling	Removal/impact of component as indicated in plans or requested by District	Covered Walkway No. 11	50 SF	0.7	02093 HM 02095 HM
37	No regulated lead-based paint was identified on the surfaces or components anticipated to be impacted by the roofing project at covered walkways 4, 5 and 10.					

**END OF LBP SCOPE**

---

**END OF SCOPE OF WORK  
(ROWLAND AVENUE ELEMENTARY SCHOOL)**

---



**SCOPE OF WORK SPECIFIC TO SIERRA VISTA MIDDLE SCHOOL**

**Site Location:**

Sierra Vista Middle School  
 777 East Puente Street  
 Covina, California 91723

**1.8 SCOPE OF WORK):**

Contractor will follow the applicable abatement procedures listed below for that material. Where conflict among requirements or with these specifications exists, the more stringent requirements shall apply.

**Hazardous Materials Removal:** This Contract covers the furnishings of all labor and materials and proper disposal required for impacting of hazardous materials from the following areas:

**A. Asbestos-Containing Materials – Removal:**

1. Remove and dispose of asbestos-containing materials (ACM) from areas designated by the various prime trades and/or Construction Manager as required for construction of the Project. Some work may require only partial removal of the materials listed.
2. If stucco is to be impacted during roof removal process, contractor is to refer to inspection report to verify if asbestos is present and handle accordingly.
3. Final clearance will be accomplished via visual inspection.

<b>Asbestos-Containing Materials Quad (Classrooms 1-10): Electrical Room</b>						
<b>Item No.</b>	<b>Material Description</b>	<b>Type of work</b>	<b>Location</b>	<b>Quantity</b>	<b>ACM content</b>	<b>Applicable Haz. Mat'l section</b>
38	No asbestos-containing materials identified on the roof of the Electrical Room in Quad Classrooms 1-10.					

<b>Asbestos-Containing Materials Quad (Classrooms 12-19): Student Services Building</b>						
<b>Item No.</b>	<b>Material Description</b>	<b>Type of work</b>	<b>Location</b>	<b>Quantity</b>	<b>ACM content</b>	<b>Applicable Haz. Mat'l section</b>
39	No asbestos-containing materials identified on the roof of the Student Services Building in Quad Classrooms 12-19.					

**Asbestos Scope of Work for Sierra Vista MS continues to next page.**

Asbestos-Containing Materials Covered Walkways No. 1 through 6						
Item No.	Material Description	Type of work	Location	Quantity	ACM content	Applicable Haz. Mat'l section
40	Roof penetration mastic	Removal/impact as indicated in plans	Covered Walkway no. 1: throughout rooftop at drains and flashing in some areas	5 SF	5% Chrysotile	02074A HM
41	Roof penetration mastic	Removal/impact as indicated in plans	Covered Walkway no. 4: throughout rooftop at roof jacks, drains and flashing in some areas	5 SF	7%-8% Chrysotile	02074A HM
42	Roof penetration mastic	Removal/impact as indicated in plans	Covered Walkway no. 5: throughout rooftop at roof jacks, drains and flashing in some areas	25 SF	4%-7% Chrysotile	02074A HM
43	No asbestos-containing materials identified on Covered Walkways No. 2, 3 and 6.					

## END OF ASBESTOS SCOPE

---

### B. Lead Abatement Procedures:

1. Remove and dispose of surfaces coated with lead-based paint/glaze from areas designated by the various prime trades and/or Construction Manager as required for construction of the Project. Some work may require only partial removal of the materials/components listed.
2. It is the responsibility of all contractors to use trained and certified personnel in accordance with California Department of Public Health (CDPH) and the Environmental Protection Agency's (EPA) Renovation, Repair, and Painting (RRP) regulations, and use proper personal protection and monitoring, wet methods, and proper disposal of materials that might be impacted during this project.
3. Paint film stabilization is required where loose and flaky paint exist prior to component removal or demolition. A top coat sealer shall be applied to prevent further LBP flaking during removal.
4. For all surfaces scheduled for repainting, paint film stabilization or paint removal will be required. Loose and flaky paint should be scraped and a top-coat compatible primer should be applied over intact areas for further surface preparation/painting by other trades.
5. If stucco is to be impacted during roof removal process, contractor is to refer to inspection report to verify if lead-paint is present and handle accordingly.
6. Clearance sampling will be accomplished via lead wipe samples collected at random location throughout the work areas.

7. The contractor shall be responsible for all testing required for the proper disposal of all lead-based paint and lead-containing waste materials. This will require testing using waste stream analysis by the TTLC, STLC, and TCLP methods successively, if necessary, to determine non-regulatory limits for disposal. Contractor shall ensure that the attending consultant monitors and is aware (in writing) of each specific material sampling for waste stream analysis. **This information must be provided to the consultant prior to the material being removed from the site for testing.** Materials shall not be removed from the site until such testing and its results are provided to the consultant.

<b>Lead-Based Paint Quad (Classrooms 1-10): Electrical Room</b>						
<b>Item No.</b>	<b>Material Description</b>	<b>Type of work</b>	<b>Location</b>	<b>Quantity</b>	<b>Lead content Mg/cm<sup>2</sup></b>	<b>Applicable Haz. Mat'l section</b>
44	No regulated lead-based paint was identified on the exterior surfaces or components of the Electrical Room in Quad Classrooms 1-10 that are anticipated to be impacted by the Roofing project.					

<b>Lead-Based Paint Quad (Classrooms 12-19): Student Services Building</b>						
<b>Item No.</b>	<b>Material Description</b>	<b>Type of work</b>	<b>Location</b>	<b>Quantity</b>	<b>Lead content Mg/cm<sup>2</sup></b>	<b>Applicable Haz. Mat'l section</b>
45	No regulated lead-based paint was identified on the exterior surfaces or components of the Student Services Building in Quad Classrooms 12-19 that are anticipated to be impacted by the Roofing project.					

<b>Lead-Based Paint Covered Walkways No. 1 through 6</b>						
<b>Item No.</b>	<b>Material Description</b>	<b>Type of work</b>	<b>Location</b>	<b>Quantity</b>	<b>Lead content Mg/cm<sup>2</sup></b>	<b>Applicable Haz. Mat'l section</b>
46	No regulated lead-based paint was identified on the surfaces or components anticipated to be impacted by the roofing project at Covered Walkways No. 1 through 6.					

**END OF LBP SCOPE**

**END OF SCOPE OF WORK (SIERRA VISTA MIDDLE SCHOOL)**

## SCOPE OF WORK SPECIFIC TO SOUTH HILLS HIGH SCHOOL

### Site Location:

South Hills High School  
645 Barranca Street  
West Covina, California 91791

### 1.9 SCOPE OF WORK):

Contractor will follow the applicable abatement procedures listed below for that material. Where conflict among requirements or with these specifications exists, the more stringent requirements shall apply.

**Hazardous Materials Removal:** This Contract covers the furnishings of all labor and materials and proper disposal required for impacting of hazardous materials from the following areas:

#### **A. Asbestos-Containing Materials – Removal:**

1. Remove and dispose of asbestos-containing materials (ACM) from areas designated by the various prime trades and/or Construction Manager as required for construction of the Project. Some work may require only partial removal of the materials listed.
2. If stucco is to be impacted during roof removal process, contractor is to refer to inspection report to verify if asbestos is present and handle accordingly.
3. Final clearance will be accomplished via visual inspection.

<b>Asbestos-Containing Materials Building 600</b>						
<b>Item No.</b>	<b>Material Description</b>	<b>Type of work</b>	<b>Location</b>	<b>Quantity</b>	<b>ACM content</b>	<b>Applicable Haz. Mat'l section</b>
47	Roof penetration mastic	Removal/impact as indicated in plans	Throughout rooftop at flashing, roof jacks, patches, HVAC fan roof jack	40 SF	8% Chrysotile	02074A HM
48	Texture coat (on wood)	Removal/impact as indicated in plans	Throughout rooftop parapet walls	150 SF	3% Chrysotile	02076 HM

**Asbestos Scope of Work for Sierra Vista MS continues to next page.**

**Asbestos-Containing Materials  
Building 300**

Item No.	Material Description	Type of work	Location	Quantity	ACM content	Applicable Haz. Mat'l section
49	Roof penetration mastic	Removal/impact as indicated in plans	Throughout rooftop No. 2 at flashing, roof jacks, patches, HVAC roof jack	150 SF	8% Chrysotile	02074A HM
50	Roof penetration mastic	Removal/impact as indicated in plans	Throughout rooftop No. 4 at flashing	4 SF	8-10% Chrysotile	02074A HM
51	Roof penetration mastic	Removal/impact as indicated in plans	Throughout rooftop No. 5 at flashing	6 SF	8-10% Chrysotile	02074A HM
52	No asbestos-containing materials identified on Rooftops No. 1 and 3.					

**END OF ASBESTOS SCOPE**

**B. Lead Abatement Procedures:**

1. Remove and dispose of surfaces coated with lead-based paint/glaze from areas designated by the various prime trades and/or Construction Manager as required for construction of the Project. Some work may require only partial removal of the materials/components listed.
2. It is the responsibility of all contractors to use trained and certified personnel in accordance with California Department of Public Health (CDPH) and the Environmental Protection Agency's (EPA) Renovation, Repair, and Painting (RRP) regulations, and use proper personal protection and monitoring, wet methods, and proper disposal of materials that might be impacted during this project.
3. Paint film stabilization is required where loose and flaky paint exist prior to component removal or demolition. A top coat sealer shall be applied to prevent further LBP flaking during removal.
4. For all surfaces scheduled for repainting, paint film stabilization or paint removal will be required. Loose and flaky paint should be scraped and a top-coat compatible primer should be applied over intact areas for further surface preparation/painting by other trades.
5. If stucco is to be impacted during roof removal process, contractor is to refer to inspection report to verify if lead-paint is present and handle accordingly.
6. Clearance sampling will be accomplished via lead wipe samples collected at random location throughout the work areas.
7. The contractor shall be responsible for all testing required for the proper disposal of all lead-based paint and lead-containing waste materials. This will require testing using waste stream analysis by the TTLC, STLC, and TCLP methods successively, if necessary, to determine non-regulatory limits for disposal. Contractor shall ensure that the attending consultant monitors and is aware (in writing) of each specific material sampling for waste stream analysis. **This information must be provided to the consultant prior to the material being removed from the site for testing.** Materials shall not be removed from the site until such testing and its results are provided to the consultant.

Lead-Based Paint Building 600						
Item No.	Material Description	Type of work	Location	Quantity	Lead content Mg/cm <sup>2</sup>	Applicable Haz. Mat'l section
53	No regulated lead-based paint was identified on the exterior surfaces or components anticipated to be impacted by the roofing project					

Lead-Based Paint Building 300						
Item No.	Material Description	Type of work	Location	Quantity	Lead content Mg/cm <sup>2</sup>	Applicable Haz. Mat'l section
54	Metal drip edge/flashing	Removal/impact of component as indicated in plans or requested by District	Roof no. 1 – north side	150 LF	1.3	02093 HM 02095 HM
55	Metal drip edge	Removal/impact of component as indicated in plans or requested by District	Roof no. 3 – sides C & D	130 LF	1.1	02093 HM 02095 HM
56	Metal drip edge	Removal/impact of component as indicated in plans or requested by District	Roof no. 4 – sides A & D	21 LF	0.9	02093 HM 02095 HM
57	Metal drip edge	Removal/impact of component as indicated in plans or requested by District	Roof no. 5 – sides A & D	18 LF	0.8	02093 HM 02095 HM
58	Metal HVAC roof jack	Removal/impact of component as indicated in plans or requested by District	Roof no. 2 – HVAC units	3 total	5.7	02093 HM 02095 HM

**END OF LBP SCOPE**

**END OF SCOPE OF WORK (SOUTH HILLS HIGH SCHOOL)**

## 1.10 WORK PLAN:

A preliminary work plan and proposed schedule shall be submitted with the bid form. Detailed work plan to be submitted within five (5) days of award of contract. At a minimum, the plan must include the following items:

- A. **Project schedule:** Include the proposed shifts, time, and manpower (include number of men per shift).
  
- B. **Detailed Work Plan:**
  - 1. **Protective Equipment:** Specifying protective equipment (respiratory and body protection).
  - 2. **Layout and Location on a drawing for each phase of work:**
    - a. **Decontamination:** Decontamination areas.
    - b. **Work Area:** Work area location, waste out area, location of equipment (staging area).
    - c. **Waste Bin:** Location of waste bins.
  - 3. **Document for each phase of work:**
    - a. **Containment:** Containment construction and methods.
    - b. **Disposal:** Disposal plan to include transporter and landfill name.
    - c. **Removal Methods:** Removal methods to prohibit visible emissions. Specific techniques/procedures for each material to be abated.
    - d. **Air monitoring firm/lab:** For conducting/analysis of personal samples.
    - e. **Levels of respiratory protection:** Provide levels of respiratory protection for each type of removal.
    - f. **Equipment:** Equipment assigned to the project.
  
- C. **Removal Methods:** In compliance with local, state, and federal requirements for asbestos removal.
  
- D. **Contacts:** Point of contact for questions.
  
- E. **Security/Fire Watch Plan:** Names, qualifications, etc. (if applicable)

## 1.11 SITE ACCESS

Site access is available during the days and hours as specified in bid and pre-construction meetings.

END OF SECTION

**SECTION 02071HM**  
**ASBESTOS REMOVAL**

**PART 1 - GENERAL**

**1.1 SCOPE:**

This Specification covers the abatement of friable asbestos-containing materials as described in Section 01010HM, Scope of Work.

**1.2 DESCRIPTION OF WORK:**

A. **General:** The Work specified herein shall be the removal of asbestos-containing material by persons knowledgeable, qualified, and trained in the removal, treatment, handling, and disposal of asbestos-containing material, and the subsequent cleaning of the affected environment, and who comply with Federal, State, and Local regulations which mandate work practices, and who are capable of performing the Work of this Contract.

B. The Contractor shall supply all labor, materials, equipment, services, insurance, and incidentals which are necessary or required to perform the Work in accordance with applicable governmental regulations and these Specifications.

C. **Related Work Specified Elsewhere:** Refer to Sections:

Please refer to Section 01010HM, Scope of Work

**1.3 TERMINOLOGY:**

The following terms used in these Specifications are defined as listed below:

A. **Abatement:** Procedures to control fiber release from asbestos-containing building materials. Includes securing the Work area, removing the material, cleaning the area, and disposal of the material.

B. **Access Doorway:** A device to allow ingress and egress from one room to another while permitting minimal air movement between the rooms, typically constructed by placing two or three overlapping sheets of plastic over an existing or temporarily framed doorway, securing each along the top of the doorway, securing the vertical edge of one sheet along one vertical side of the doorway, and securing the vertical edge of the other sheet along the opposite vertical side of the doorway; or by using a rigid gasket door and HEPA filter vents.

C. **ACCM:** Asbestos Containing Construction Material which contain one-tenth of a percent or greater, but not greater than one percent asbestos.

D. **ACM:** Asbestos Containing Material is a material which contains greater than one percent asbestos.



- E. **Air Filtration Equipment:** A portable local filtration system equipped with HEPA filtration and capable of maintaining a constant, low velocity flow to filter and trap contamination out of the air within the work area and then circulate or exhaust the filtered air to uncontaminated areas. This equipment is also used to establish a reduced pressure within the work area.
- D. **Air Monitoring:** The process of measuring the fiber content of a specific volume of air in a stated period of time.
- F. **Air Lock:** A system for permitting ingress and egress with minimum air movement between a contaminated area and an uncontaminated area, consisting of dual or triple curtained doorways or rigid gasket doors separated by a dead air space of four feet.
- G. **Air Sampling Professional:** The professional contracted or employed to supervise air monitoring and technical deficiencies in Worker protection equipment and procedures during both planning and on-site phases of an abatement project. This individual shall be a certified California Site Surveillance Technician or a California Certified Asbestos Consultant and have specialized experience in air sampling for asbestos.
- H. **Amended Water:** Water to which a surfactant has been added.
- I. **Area Monitoring:** Sampling of asbestos fiber concentrations within the asbestos Work Area and outside the asbestos Work Area which is representative of the airborne concentrations of asbestos fibers which may reach the breathing zone.
- J. **Asbestos:** The term asbestos includes Chrysotile, Amosite, Tremolite, Anthophyllite, and Actinolite.
- K. **Asbestos Fibers:** This expression refers to asbestos fibers having an aspect ratio of 3:1 and longer than 5 micrometers.
- L. **ASTM:** American Society for Testing and Materials.
- M. **Authorized Person or Visitor:** The building owners, or their authorized representative, Contractor's representative, or any representative of a regulatory or other agency having jurisdiction over the Project.
- N. **Ceiling Concentration:** An exposure of airborne concentrations of asbestos fibers at any time in excess of 10 fibers per cubic centimeters of air.
- O. **CFR:** Code of Federal Regulations.
- P. **Clean Room:** An uncontaminated area or room which is a part of the Work decontamination facility with provisions for storage of worker's street clothes and protective equipment.
- Q. **Curtained Doorway:** A device to allow ingress and egress from one room to another while permitting minimal air movement between the rooms, typically constructed by placing two overlapping sheets of plastic over an existing or temporarily framed doorway, securing each along the top of the doorway, securing the vertical edge of one

sheet along one vertical side of the doorway, and securing the vertical edge of the other sheet along the opposite vertical side of the doorway.

- R. **Decontamination Facility:** A series of connected rooms, with access doorways between any two adjacent rooms, for the decontamination of workers and of materials and equipment. A decontamination facility always contains at least one air lock.
- S. **Encapsulant (sealant):** A liquid material which can be applied to asbestos containing material and which controls the possible release of asbestos fiber from the material either by creating a membrane over the surface (bridging encapsulant) or by penetrating into the material and binding its components together (penetrating encapsulant).
- T. **Encapsulation:** Procedures necessary to apply an encapsulant to asbestos containing building materials to control the possible release of asbestos fibers into the ambient air.
- U. **Encasement:** Procedures necessary to apply an encasement product to an asbestos containing building material to control the possible release of asbestos fibers into the ambient air and to provide closure of the asbestos material to the substrate.
- V. **Enclosure:** Procedures necessary to enclose completely asbestos containing material behind airtight, impermeable, permanent barriers.
- W. **Equipment Decontamination Facility:** That portion of a decontamination unit designed for controlled transfer of materials and equipment, typically consisting of a washroom and a holding area.
- X. **Equipment Room:** A contaminated area or room which is part of the worker decontamination facility with provisions for storage of contaminated clothing and equipment.
- Y. **Fixed Object:** A unit of equipment or furniture in the Work area which cannot be removed from the Work area.
- Z. **Friable Asbestos Material: Asbestos Containing Material (ACM) or Asbestos Containing Construction Material (ACCM)** that can be crumbled, pulverized, or reduced to powder by hand pressure when dry.
- AA. **Glovebag Technique:** A method with limited applications for removing small amounts of friable asbestos-containing material from HVAC ducts, short piping runs, valves, joints, elbows, and other non-planar surfaces in a non-contained work area. The glovebag assembly is a manufactured or fabricated device consisting of a glovebag (typically constructed of 6-mil transparent regulate plastic), two inward projecting long sleeve rubber gloves, one inward projecting water-wand sleeve, an internal tool pouch, and an attached, labeled receptacle for asbestos waste. The glovebag is constructed and installed in such a manner that it surrounds the object or area to be decontaminated and contains all asbestos fibers released during the removal process. All workers who are permitted to use the glovebag technique must be highly trained, experienced, and skilled in this method.

- BB. **HEPA Filter:** A high efficiency particulate air (HEPA) filter capable of trapping and retaining 99.97 percent of particles (asbestos fibers) greater than 0.3 micrometers in mass median aerodynamic equivalent diameter.
- CC. **HEPA Vacuum Equipment:** Vacuuming equipment with a HEPA filter system.
- DD. **Holding Area:** A chamber in the equipment decontamination facility located between the washroom and an uncontaminated area. The holding area comprises an air lock.
- EE. **Log Book:** A notebook or other book containing essential project data and daily project information and a daily project diary. This book is kept on the Project site at all times.
- FF. **Mini-Enclosure:** A method with limited applications for removing small amounts of friable asbestos containing material typical for small-scale, short duration type projects.
- GG. **Movable Object:** A unit of equipment or furniture in the Work area which can be removed from the Work area.
- HH. **NESHAPS:** National Emission Standards for Hazardous Air Pollutants.
- II. **Negative Air Pressure Equipment:** A portable local exhaust system equipped with HEPA filtration and capable of maintaining constant, low velocity airflow into contaminated areas from adjacent uncontaminated areas.
- JJ. **NIOSH:** National Institute of Occupational Safety and Health.
- KK. **Non-Friable Asbestos Material:** Material that contains asbestos in which the fibers have been locked in by a bonding agent, coating, binder, or other material so that the asbestos is well bound and will not release fibers in excess of the asbestos control limit during any appropriate use, handling, demolition, storage, transportation, processing, or disposal. Also a material which cannot easily be crumbled, pulverized, or reduced to powder by hand pressure when dry.
- LL. **Personnel Monitoring:** Sampling of asbestos fiber concentrations within the breathing zone of an asbestos Worker.
- MM. **Plasticize:** To cover floor, walls, and other surfaces with plastic sheeting as herein specified.
- NN. **Removal:** All herein specified procedures necessary to remove asbestos-containing materials from the designated areas and to dispose of these materials at an acceptable site.
- OO. **Shower Room:** A room between the clean room and the equipment room in the worker decontamination unit with hot and cold or warm running water and suitably arranged for complete showering during decontamination. The shower room comprises an air lock between contaminated and clean areas.
- PP. **Surfactant:** A chemical wetting agent added to water to improve penetration.

QQ. **Washroom:** A room between the Work area and the holding area in the equipment decontamination area; or between the equipment room and non-work area (2-stage decontamination unit). The washroom comprises an air lock.

RR. **Wet Cleaning:** The process of eliminating asbestos-contamination from building surfaces and objects by using cloths, mops, or other cleaning tools which have been dampened with water, and by afterwards disposing of these cleaning tools as asbestos-contaminated waste.

SS. **Work Area:** Designated rooms, spaces, or areas of the Project in which asbestos abatement actions are to be undertaken or which may become contaminated as a result of such abatement actions. A contained work area is a work area which has been sealed, plasticized, and equipped with a decontamination enclosure system. A non-contained work area is an isolated or controlled-access work area which has not been plasticized nor equipped with a decontamination enclosure system.

TT. **Worker Decontamination Facility:** That portion of a decontamination facility designed for controlled passage of workers, and other personnel and authorized visitors, typically consisting of a clean room, a shower room, and an equipment room.

#### 1.4 **APPLICABLE DOCUMENTS:**

The current issue of each document shall govern. Where conflict among requirements or with these Specifications exists, the more stringent requirements shall apply.

A. **Regulations:** Comply with applicable federal, state, and local regulations.

1. General - Codes, regulations and references applicable to asbestos abatement work include but are not limited to the following:

2. All Federal, State, Local, and South Coast Air Quality Management District regulations.

3. American National Standards Institute (ANSI) publications;

Z9.2-79 Fundamentals Governing the Design and Operation of Local Exhaust Systems

Z87.1-79 Occupational and Educational Eye and Face Protection

Z88.2-80 Practices for Respiratory Protection

Z89.1-81 Requirements for Protective Headgear for Industrial Workers

Z41-83 Personal Protection - Protective Footwear

Z88.6-84 Respiratory Protection - Respiratory use Physical Qualifications for Personnel

4. American Society for Testing and Materials (ASTM) publications;

D331-56            Surface and Interfacial Tensions of Solutions of Surface Active Agents

5. Code of Federal Regulations (CFR);

29 CFR 1910.12            Construction Work

29 CFR 1910.20            General Safety and Health Provisions Access to Employee Exposure and Medical Records

29 CFR 1910                Subpart 1, Personal Protective Equipment

29 CFR 1910.145           Specifications for Accident Prevention Signs and Tags

29 CFR 1926.1101           Asbestos

29 CFR 1926                Asbestos, Tremolite, Anthophyllite, and Actinolite (Including All Mandatory Appendices)

34 CFR 231                 Appendix C, Procedures for Containing and Removing Building Materials Containing Asbestos

40 CFR 61                  Subpart A and Subpart M, USEPA, National Emission Standards for Hazardous Air Pollutants (NESHAPS)

6. Compressed Gas, Inc.

G-7.1                        Commodity Specification for Air (1973)

7. National Fire Protection (NFPA)

No. 70.1984 National Electrical Code

8. UL 586-77 (R1982) Test Performance of High Efficiency Particulate Air Filter Units (June 10, 1977, 5th Ed.; Rev. March 12, 1982)

9. National Institute for Occupation Safety and Health (NIOSH)

N31, 3rd. Ed., Vol. 1      Manual of Analytical Methods, Method 7400 Fibers

10. Environmental Protection Agency Documents:

EPA 530-SW-85-007            Asbestos Waste Management Guidance, May 1985  
EPA 560/5-85-024            Guidance for Controlling Asbestos Containing Material in Buildings, June 1985

EPA 600/4-85-049            Measuring Airborne Asbestos Following and Abatement Action, November 1985

EPA 560 OPTS-86.001        A Guide to Respiratory Protection for the Asbestos Abatement Industry, April 1986

11. Department of Transportation (DOT)

DOT 49 CFR, Parts 171-177 regarding the transport of hazardous materials.

12. California Administrative Code (CAC)

Title 8, Article 2.5 Registration Asbestos-Related work (Section 341.6 through 341.14)

Title 8, Section 5208 General Industry Safety Orders, Asbestos Regulations

Title 22, Division 4, Minimum Standards for Management of Hazardous Chapter 30 and Extremely Hazardous Waste

13. Air Pollution Control District Regulations

South Coast Air Quality Management District Rule 1403

B. **Codes and Ordinances:** Comply with all state, county, and city codes and ordinances as applicable.

**1.5 SUBMITTALS AND NOTICES:**

Prior to commencement of work and/or within the time-frames specified below:

A. **General:** Requirements are as set forth in the General Conditions and Supplementary Conditions (Owner's) for items required to be submitted under this section.

B. **Product data:** Shall include manufacturer's product data, specifications, samples and application instructions and other pertinent information as necessary.

C. **Alternatives:** Product substitution submittal shall be in accordance with the General Conditions and Supplementary (Owner's) Conditions.

D. **Procedure Plans and Shop Drawings:** Submit to the Owner's consultant Procedure Plans and Shop Drawings and ensure that they are in compliance with this Specification and applicable regulations. Shop Drawings will include: construction of decontamination enclosure systems and/or facilities; isolation of the Work areas; placement of negative air machines and their exhaust, emergency exits, and placements of fire extinguishers and first aid kits.

1. Personal monitoring procedures in accordance with T8 CCR 1529.

2. Phasing of abatement work indicating daily roster of workers for each phase.

3. Security system warning signs locations in accordance with 29 CFR 1910.245, T8 CCR 1532.1, and T8 CCR 1529.

4. Detailed plans for decontamination facilities, toilets, and systems providing inter-room and work area to outside communication showing connections to existing building.
  5. Standard procedures for protecting workers, visitors, and employees and protection of spaces outside work area from contamination.
  6. Engineering systems exposure control indicating number, location, and capacity of supply and exhaust systems, the expected direction of flow, and the range of expected negative air pressure in each area.
- E. **Qualifications: For Public Bid Projects** submit the following documents within seven (7) days from Notice to Proceed or by contract requirements, whichever is greater
1. **License:** Submit copy of current contractor license from the California Contractors State License Board.
  2. **Insurance:** Submit copy of current insurance as required to perform work and as required by the General and Hazardous Materials specifications and Owner and Owner's representative.
  3. **Registration:** Submit copy of the registration for Asbestos-Related Work from the Division of Occupational Safety and Health in accordance with Title 8, Article 2.5 of the California Administrative Code.
  4. **Personnel Training-Superintendent and Foreman (Competent Person):** Submit copy of current certificate signed training institution that he or she has successfully completed a training course in asbestos abatement project supervision (Competent Person) offered by an EPA endorsed and Cal-OSHA accredited educational institution.
  5. **Personnel Training-Workers:** Submit copy of the asbestos abatement employee training program, and certificates signed by each employee that he or she has had instructions on the hazards of asbestos exposure, has had training in asbestos removal, and understands this instruction. Submit copy of current certificate signed by the training institution that he or she has successfully completed a course (or refresher) in asbestos abatement worker training offered by an EPA endorsed and Cal-OSHA accredited educational institution.
  6. **Personal Protection and Exposure Understanding:** Submit documentation to the Owner's consultant indicating that each employee has had instruction on the hazards of asbestos exposure, on use and fitting of respirator, on protective dress, on use of showers, on entry and exit from work areas, and on all aspects of work procedures and protective measures and understands this instruction.
  7. **Respirators:** Submit a written standard operating procedure governing selection, fit-testing, and use of respirators in accordance with 29 CFR 1910, Subpart 1, 29 CFR 1926.1101, CGAI Standard G7.1, ANSI Z88.2, and Z88.6. Also submit manufacturer's certification that the respirators to be used in this project comply with these regulatory requirements.

8. **Medical Examination:** Submit proof that personnel who will be entering contaminated areas have had medical examinations, and furnish the results of said exam to Owner's consultant. Comply with 29 CFR 1910.20 for access to employee exposure and medical records.
  - a. **Exam and History:** Before exposure to airborne asbestos, provide each employee with a comprehensive medical exam meeting the general definition outlined in California Administration Code Title 8 California Code of Regulations. No employee shall be allowed to enter the Work Area without having first provided a copy of his Medical History to the Owner's Representative.
  - b. **Employee Roster:** Submit an employee roster to Owner's consultant for each Work shift and confirm in writing within 24 hours of commencement of shift. The roster will consist of a list of employees who have received training and medical examinations per paragraphs Part 1.5, E.4, E.5, E.6, and E.8 of this section. A copy of this list is to be maintained in the Project Logbook.
  - c. **Proof of Documentation to Physician:** Contractor must provide verification to the Owner's consultant that the employer has provided the following information to the examining physician or physicians:
    - i. A copy of OSHA regulation Standard 29 CFR 1926.1101 and Appendices D, E, and F.
    - ii. A description of the affected employee's duties as they relate to the employee's exposure.
    - iii. The employee's representative exposure level or anticipated exposure level.
    - iv. A description of any personal protective and respiratory equipment used or to be used.
    - v. Information from previous medical examinations of the affected employee
    - vi. that is not otherwise available to the examining physician.

**F. Notifications, Permits, Communications, and Postings.**

1. **Submit copies of notifications to all appropriate Government agencies, including the following:**
  - a. CAL-OSHA (310) 949-7827 Notification shall be in accordance with the Section 341.9 of Title 8 of California Administrative Code.
  - b. South Coast Air Quality Management District (If required) Hazardous Materials Section:

21865 Copely Drive  
Diamond Bar, CA 91765-8142  
(909) 396-2336



- c. Any Notifications to EPA.
  - d. All Notifications and Copies of Government agency correspondence shall be included in the submittals and copies are to be kept in the Project Logbook.
  - e. Where local police and fire departments have jurisdiction, secure approval of the proposed security and safety plans for the work prior to submittal to Owner's Representative. Contact both departments for the requirements of the approval process.
2. **Proof of Permits, Site Requirements and Disposal of Waste:** Submit proof satisfactory to the Owner's consultant that all required permits, site location, and arrangements for transport and disposal of asbestos containing materials, supplies, and the like have been obtained. Copies of these items are to be kept in the Project Log Book
  3. **Safety Compliance:** In addition to detailed requirements of this Specification, comply with laws, ordinances, rules, and regulations of federal, state, regional, local authorities, and Owner's representative regarding handling, storing, transporting, and disposing of asbestos waste materials. Comply with applicable requirements of the current issue of 29 CFR 1910, 29 CFR 1926.1101, and 40 CFR 61, Subparts A, & M, 40 CFR 61.152, and CAC Section 5208.
  4. **Standards Interpretations:** Submit matters of interpretation of standards to the appropriate administrative agency for resolution before starting Work. Where requirements of this Specification and reference documents vary, the most stringent requirement shall apply.
  5. **Availability of Regulatory References:** Contractor shall have at least one copy each of 29 CFR 1910, 29. CFR.1910.134; 29 CFR 1926, 40 CFR Part 261, and CAC, Title 8, Section 5208, at his office and also at the job site.
  6. **Posting of Caution Signs:** Before the commencement of any Work at the site, post bilingual EPA and CAL-OSHA caution signs in and around the Work Area to comply with EPA and OSHA regulations.
  7. **Submit Training and Certifications:** Submit proof to the Owner's consultant that all asbestos workers assigned to this project are currently Cal-OSHA certified and accredited as an Asbestos Worker under the Asbestos Hazard Emergency Response Act. Submit proof to the Owner's consultant that at least one employee on each shift shall be currently Cal-OSHA certified and accredited as a Supervisor and shall have successfully completed in the last 12 months a course of instruction meeting the requirement for "Competent Person" (29 CFR 1926.1101).
  8. **Project Logbook Submittals:** Submit front-end documents of Project Logbook. These documents will include copies of the Contractor's Respiratory Protection Program, HUD, and OSHA documents, worker decontamination procedures, equipment decontamination procedures, authorized personnel list, format of daily report sheets, test reports on waste materials, and format of waste manifests. The completed daily reports and waste manifests shall be submitted along with pay

requests for completed work. Copies of these front-end documents shall be maintained at the site during the asbestos removal phase of the Project.

a. Superintendent is required to keep the Project Logbook up to date, ensure that all work criteria is followed in the proper sequence, and to fill out the enclosed check list to document the progression of the job. A separate checklist will be required for each individually prepped work area.

9. **Property Condition Assessment:** Owner, Architect/Engineer, or Owner's consultant, and Contractor must agree in writing on building and fixture condition prior to commencement of Work. The Contractor shall submit an inventory of all items removed from the Work area and an inventory of all items remaining in the Work area.

10. **Informing Other Trades:** The asbestos abatement contractor must inform other employers on site of the nature of the Contractor's work with asbestos-containing materials and the existence of and requirements pertaining to regulated areas. Such notification shall be coordinated with, and approved by, the Owner.

11. **Pressure Strip Recordings (Manometer):** At the termination of the project, submit copies of all pressure strip chart recordings.

#### G. **Field Air Sampling:**

Personal monitoring and other monitoring which is required by law or considered necessary by the Contractor for Worker protection shall be the responsibility of the Contractor and performed by Contractor's Air Sampling Professional.

#### H. **Certifications:**

1. **Equipment Certification:** Submit manufacturer's certification that vacuums, negative air pressure equipment filters, and other local exhaust ventilation equipment conform to ANSI Z9.2, as well as all Federal, State, Local, and SCAQMD regulations.

2. **Rental Equipment:** When rental equipment is to be used in removal areas or to transport waste materials, a copy of the written notification provided to the rental company informing them of the nature of use of the rented equipment shall be submitted to the Owner or Owner's Representative and signed by the rental company.

#### I. **Use of Vec-loader Equipment:**

The use of the vacuum equipment, its placement, and safety program shall be submitted for review.

### 1.6 **PERSONAL PROTECTION AND SAFETY:**

A. **General:** The Contractor alone shall be responsible for the safety, efficiency, and adequacy of his or her plant, appliances, methods, and for any damages which may result from his or her operations, improper construction practices, or maintenance. He

or she shall erect and properly maintain at all times as required by the conditions and progress of the Work, proper safeguards for the protection of workmen and the public and shall post warning signs around the job site.

#### **B. Personal Protective Equipment:**

1. Provide workers and authorized visitors with sufficient set of protective full body impervious protective clothing. Personal Protective Equipment shall comply with the requirements of 29 CFR 1910, Subpart I.
2. Work clothes shall consist of fire retarding, disposable, full-body coveralls, head covers, boots, rubber gloves, and steeled-toe boots or equivalent in accordance with 29 CFR 1926.134, and ANSI Z41. Sleeves at wrists and cuffs at ankles shall be secure.
3. Provide eye protection and hardhats as required by applicable safety regulations and shall conform to ANSI 87.1 and 89.1.
4. Provide authorized visitors with suitable protective clothing, headgear, eye protection, and footwear whenever they are required to enter Work area.

#### **C. Respiratory Protection Requirements:**

1. Disposable (single use) respirators are not to be worn for protection against asbestos.
2. **Providing of Equipment:** Provide all workers, foremen, superintendents, authorized visitors, and inspectors personally issued and marked respiratory equipment approved by NIOSH. When respirators with disposable filters are employed, provide sufficient filters for replacement as recommended by manufacturers or this specification. Selection of respirators shall be made according to the guidance of 29 CFR 1910 Subpart 1, ANSI Z88.2; CGAI G7.1; EPA 560 OPTS-86.001; and Table I of this section. The Contractor shall provide masks, new in the box, in all sizes produced by the respirator manufacturer (one each). These masks shall be provided for the exclusive use of the Owner's representatives and shall be available at all times.
3. **Approved Respirators:** Contractor will ensure that all respirators used shall be selected from those approved by National Institute of Occupational Safety and Health (NIOSH) for use in atmospheres containing asbestos, solvents, removers, and against other toxic materials which may be used during the project.
4. **Powered Air-Purifying Respirators (PAPR) Usage:** Full containment work activities associated with the abatement of asbestos-containing materials shall be conducted while wearing, at a minimum, a full facepiece, powered air-purifying respirator equipped with HEPA filters during the following tasks or under the following conditions:
  - a. During removal or disturbance of asbestos-containing materials or where the likelihood of disturbance may occur. This determination shall be up to the Owner's consultant.

- b. During all cleanup and wipe down of area. This determination shall be up to the Owner's consultant.
  - c. During any operation where damaged friable asbestos is present during area preparation.
  - d. At any time that air monitoring levels indicate that asbestos concentrations are greater than 0.25 fibers/cc.
  - e. Any situation where gross contamination has occurred because of a tear or rupture in the containment and air sampling indicates that airborne asbestos levels have exceeded 0.25 fibers/cc.
5. **1/2 Mask Respirator Usage:** For the followings tasks or conditions a 1/2 mask air-purifying respirators equipped with high efficiency filters may be used:
- a. Provided maximum airborne fiber concentration outside the respirator is at or below 0.1 fibers/cc.
  - b. Pre-construction sealing of openings and penetrations to the work areas with plastic sheeting.
  - c. Decontamination of removable items.
  - d. Loading asbestos-containing drums on truck for transportation and unloading bags at approved landfill.

**TABLE 1**

<b>Maximum Airborne Fiber Concentration Outside The Respirator</b>	<b>Protection Factor</b>	<b>Minimum Acceptable Respirator</b>
1 fiber/cc**	10	Half mask and dual cartridge air purifying respirator with cartridges approved for asbestos and with high efficiency filters.*
05 fibers/cc	50	Full face piece respirator and with high efficiency filters.*
10 fibers/cc	1000	Powered air purifying respirator (full face piece) and with high efficiency filters.*
100 fibers/cc**	1000	Type "C" supplied air respirators, full facepiece, pressure demand mode.
Over 100 fibers/cc**	>1000	Type "C" supplied air respirators, full facepiece, pressure demand mode, equipped with an auxiliary positive pressure self-contained breathing apparatus.

\*Greater respiratory protection is always acceptable regardless of asbestos concentrations.

\*\*Must demonstrate that the fiber levels will not exceed 0.01 fibers per cubic centimeter (f/cc) inside the respirator based on quantitative mask fit testing for each individual using the respirator protection factor formula.

6. **Type "C" Respirator Usage:** When Type "C" respirators are not required according to the OSHA standard (29 CFR 1926.1101 or this specification, whichever is more stringent), provide workers with approved, permanent, personally-issued and marked respirators with replaceable filters. Provide sufficient quantity of filters approved by NIOSH for use in asbestos environments so that workers can change filters as required by manufacturer during the workday. Filters shall not be used any longer than one workday. Respirator filters shall be stored at job site in clean room and shall be totally protected from exposure to asbestos prior to their use.
7. **Air Supply Compressors:** Compressors shall meet the requirements of 29 CFR 1910 Subpart 1 and the following:
  - a. Periodic inspection of the carbon monoxide monitor shall be evidenced.
  - b. Documentation of adequacy of compressed air system/respiratory protection system shall be retained on site. Documentation shall include a list of compatible components with the maximum number and type of respirators that may be used with the system.
  - c. The full facepiece, type "C" supplied-air respirator system shall be fully approved by appropriate regulatory agencies. The compressor shall be specifically for breathing air and have alarms to indicate compressor failure and overheating. Compressor(s) shall have in-line air-purifying sorbent beds and filters to assure breathing air quality (Grade "D" or better for oil lubricated compressors; Grade "H" or better for electric compressors). The air supply system shall have safeguards to allow for sufficient capacity to allow workers to escape if the air system fails. If an oil-lubricated compressor is used, it shall have a high-temperature or carbon-monoxide alarm, or both. If only a high-temperature alarm is used, a carbon-monoxide converter shall be used.
  - d. The compressor intake shall be designed so as to avoid entry of contaminated air into the system either from the compressor exhaust or from other sources of potential contamination. Periodic testing of compressed air shall insure that systems provide air of sufficient quality.
  - e. A pressure-indicating gauge shall be placed at the point of connection (distribution point) where the respirator supply hose (which is a part of the approved facemask/hose system) is attached to the air filtration system or any supply manifold which is located between the mask/hose apparatus and the compressor/filter system. The pressure gauge shall be capable of measuring pressure levels which are consistent with those specified by the respirator operating specifications.
  - f. The correct pressure level shall be verified at each distribution point each time that the system is engaged. The air supply system will be operated only when operating specifications are maintained.

**Fit Testing:** Air respirators shall be fit-tested utilizing Saccharin Solution Aerosol Protocol, Bitrex™ (Denatonium Benzoate) Solution Aerosol

Protocol or isoamyl acetate Protocol with organic filters at the beginning of each project or a minimum of every 12 months as described in Appendix C, 29 CFR 1926.1101. Any of the above three protocols or other similar regulatory protocol may be used.

**D. Bilingual Worker protection procedures (Posted in both English and Spanish):**

Adequate shower facilities shall be provided by the Contractor. An employee leaving the Work area shall follow all decontamination procedures necessary or as described herein.

1. **Posted Procedures:** Provide and post, in the Equipment Room and the Clean Room, the decontamination and work procedures to be followed by workers and authorized visitors as described in these Specifications.
2. **Entering the Work Area:** Each worker and authorized visitor shall, upon entering the job site: put on a respirator and clean protective clothing before entering the Equipment Room or the Work area. Clothing that is appropriate for weather and temperature conditions is worn under the protective clothing.
3. **Personnel Exiting the Work Area:**
  - a. Ensure that personnel do not leave work areas through the equipment decontamination enclosure.
  - b. All workers and authorized visitors shall, each time they leave the Work area; remove gross contamination from clothing before leaving the Work area using a HEPA vacuum; proceed to the Equipment Room and remove all clothing except respirators by carefully rolling down the garment to reduce exposure to dust; clean the outside of the respirator with soap and water while showering; remove the respirator; and thoroughly shampoo and wash themselves.
  - c. Following showering and drying off, each Worker shall proceed directly to the clean change room and dress in clean clothes at the end of each day's Work, or before eating, smoking, or drinking.
  - d. Before reentering the Work area from the Clean Change Room, each worker and authorized visitor shall put on a clean respirator and shall dress in clean protective clothing.
  - e. All workers and authorized visitors shall, at the end of the work day; place disposable clothing in the abatement waste; clean protective gear, including respirators, according to standard procedures; wash hands and face again; proceed to the shower facilities, being certain to wash hair.
  - f. Workers shall not eat, drink, smoke, or chew gum or tobacco while in the Work area.
  - g. Workers shall be fully protected with respirators and protective clothing from the time of first disturbance of asbestos-containing materials prior to commencing actual abatement and until final cleanup is completed.

4. **Equipment Removal Procedures:** Clean surfaces of contaminated containers and equipment thoroughly by wet sponging or wiping before moving such items into the equipment decontamination enclosure system washroom or through the shower for final cleaning and removal to uncontaminated areas.
- a. Contaminated work footwear shall be stored in the Equipment Room when not in use in the Work area. Upon completion of asbestos abatement, dispose of footwear as contaminated waste.
  - b. Workers removing waste containers from the equipment decontamination enclosure shall enter the holding area from outside wearing a respirator and dressed in clean disposable coveralls. No worker shall use this system as a means to leave or enter the washroom or the Work area.
5. **Safety Issues:**
- a. During the removal operations the Contractor may be placing his or her workers in a potentially hazardous electrical environment. Care and special consideration should be exercised by the Contractor to avoid electrical shock to his employees. The requirements as set forth in the latest edition of the National Electrical Code, shall be adhered to at all times. Particular emphasis shall be placed on the requirements listed in Article 210—BRANCH CIRCUITS, Article 225—OUTSIDE BRANCH CIRCUITS AND FEEDERS, Article 250—GROUNDING, Article 300—WIRING METHODS, and Article 305—TEMPORARY WIRING, whenever and wherever the existing electrical power service shall be deenergized and temporary electrical power utilized.
  - b. During summer work activities the Work area environment may be very hot and humid. The Contractor shall take precautions to protect his or her workers from the hostile environment as well as the asbestos material. First-aid items such as stretchers, water, and cold packs should be kept adjacent to the Work area exits, thus allowing any personnel requiring emergency treatment egress from the Work area with minimum contamination to the clean environment. No worker shall be allowed to reach through the plastic or air lock door to get water or first aid supplies during break periods inside the Work area. Breaks, lunch, or worker rest periods should be held outside the Work area. All decontamination procedures shall be followed prior to exiting the Work area except in extreme emergencies.
  - c. During cold weather periods the workers shall be provided with adequate protection from the environment to not cause harm to the workers.
  - d. If evacuation of the Work area is required by contaminated personnel, due to an emergency, all work efforts shall stop, and all forces shall be directed at minimizing the area contamination, cleanup operations, and first-aid procedures. These activities shall be noted in the daily logbook.
  - e. During work activities requiring decontamination procedures, the Contractor shall provide a means of communication for the workers inside the Work area without requiring personnel to enter or leave the Work area. This method of communications shall be a two-way radio, localized wire-connected telephone,



or similar system. This communication system shall remain intact until the final containment plastic is removed. Then all equipment shall be wiped down, HEPA vacuumed or disposed of as asbestos-contaminated material.

**E. Posting of Warning Signs:**

Post two safety warning signs which follow the "Sample Format Warning Sign" shown below:

Sample Format Warning Sign  
Minimum Size - 24" x 36"  
Material - Aluminum or Fiberglass  
Script:

DANGER  
ASBESTOS  
MAY CAUSE CANCER  
CAUSES DAMAGE TO LUNGS  
AUTHORIZED PERSONNEL ONLY  
WEAR RESPIRATORY PROTECTION AND  
PROTECTIVE CLOTHING IN THIS AREA

Signs shall be at the entry points to the Work area and shall be clearly read to a distance of 25 feet from the entry point.

**F. Emergency Precautions and Procedures:**

1. Establish emergency and fire exits from the Work Area. Emergency exits shall be equipped with 2 full sets of protective clothing and respirators.
2. Local medical emergency personnel, both ambulance crews and hospital emergency room staff, shall be notified, prior to commencement of abatement operations, as to the possibility of having to handle contaminated or injured Workers and shall be advised on safe decontamination.
3. Contractor shall be prepared to administer first aid to injured personnel after decontamination. Seriously injured personnel shall be treated immediately or evacuated without delay for decontamination. When an injury occurs, the Contractor shall stop Work and implement fiber reduction techniques (e.g., water spraying) until the injured person has been removed from the Work Area.
4. Before starting actual removal of asbestos material(s), local police and fire departments (LA County required) shall be notified as to the danger of entering the Work Area. The Contractor shall make every effort to help these agencies form plans of action should their personnel need to enter the contaminated area.

## 1.7 **SUPERINTENDENT FOREMAN, CRAFTSMAN:**

The Contractor shall have a job superintendent (Competent person) present at all times while work on this Contract is in progress.

The Project Superintendent (Competent person) shall be thoroughly familiar and experienced with asbestos removal and related work and shall be familiar with and shall enforce the use of all safety procedures and equipment. He or she shall be knowledgeable of all EPA, OSHA, and NIOSH requirements and guidelines. He or she shall be trained in the proper use of all personal protection and safety equipment including, but not limited to, air purification and respiratory systems.

In addition to the Superintendent (Competent person), the Contractor shall furnish 1 or more foremen (Competent person when Superintendent is absent) who are familiar and experienced with asbestos removal and its related work, safety procedures, and equipment.

- A. It shall be a requirement of this Contract that the superintendent and/or one or more of the Contractor's foremen be inside the Work area at all times while work is in progress.
- B. It is the intent of these Specifications that all phases of the Work shall be executed by skilled craftsmen experienced or receiving training by experienced personnel in each respective trade.
- C. All superintendents and foremen shall have been trained by attending a five-day AHERA and Cal-OSHA approved Contractor/Supervisor of Asbestos Abatement training course and satisfactorily passing all examinations following the training program to allow and maintain all Federal, State, and local requirements and certifications. Only EPA and Cal-OSHA approved training programs will be accepted.
- D. Workers shall have been trained by attending an AHERA and Cal-OSHA approved Asbestos Worker training course and satisfactorily passing all examinations following the training program to allow and maintain all Federal, State, and local requirements and certifications. Only EPA and Cal-OSHA approved training programs will be accepted.
- E. The Competent person on-site must be able to clearly communicate in a manner so that the Owner's Consultant and Owner can clearly understand.

## **PART 2 - MATERIAL AND EQUIPMENT**

### 2.1 **MATERIALS:**

- A. **Packaging:** Deliver all materials in the original packages, container, or bundles bearing the name of the manufacturer and the brand name.

- B. **Storage:** Store all materials subject to damage off the ground, away from wet or damp surfaces, and under cover sufficient to prevent damage or contamination. Damaged or deteriorating materials shall not be used and shall be removed from the premises. Material that becomes contaminated with asbestos shall be disposed of in accordance with the applicable regulations.
- C. **Plastic:** (Fire retardant polyethylene) Sheet, of 6-mil thickness or greater as specified in sizes to minimize the frequency of joints.
- D. **Tape:** Capable of sealing joints of adjacent sheets of polyethylene and for attachment of polyethylene sheet to finished or unfinished surfaces of dissimilar materials and capable of adhering under both dry and wet conditions. Use tape with tough backing which does not leave residue on the adhering surface.

E. **PROTECTIVE PACKAGING**

- 1. **Impermeable containers:** Suitable to receive and retain any asbestos-containing materials until disposal at an approved site, labeled in accordance with OSHA Regulation 29 CFR 1910.1025 and DOT 49 CFR 171-177. Containers must be both air and watertight and must be resistant to damage and rupture. Drums must be appropriately labeled.
- 2. **Bags:** Appropriately labeled 6-mil sealable polyethylene bags as minimum.
- 3. **Bilingual labels:** (English and Spanish) on containment glove bags, waste packages, contaminated material packages and other containers shall be in accordance with EPA and/or OSHA standards.

F. **Warning labels and signs:** As required by 29 CFR 1926.1101 and 29 CFR 1910.145.

G. **Encapsulant use:**

- 1. For bridging encapsulant use:
  - a. Encapsulant to be specified and approved by Owner's representative
- 2. After removal use clear encapsulant as follows:
  - a. Encapsulant to be specified and approved by Owner's representative
- 3. At steam piping lagging to be encapsulated in place use penetrating encapsulant as follows:
  - a. Encapsulant to be specified and approved by Owner's representative
- 4. Protective coating at encapsulated steam, pipe lagging:
  - a. NOT APPLICABLE

**H. Surfactants:**

Surfactants or wetting agent, for amending water will be 50 percent polyoxyethylene ether and 50 percent polyoxyethylene ester, or equivalent, at a concentration of one ounce per 5 gallons of water.

**I. Encasement:**

1. Encasement material to be specified and approved by Owner's representative
2. Characteristics
  - a. Meets DNA and EPA 95 guidelines for clean air.
  - b. Non-toxic — Non caustic — Non flammable
  - c. Grease and oil retardant
  - d. Mar resistant
  - e. Crack resistant
3. Suitable Product
  - a. Encapsulant to be specified and approved by Owner's representative

**J. Lagging adhesive:**

1. Meets NFPA 90A Code;

**K. Other materials:**

Provide all other materials, such as lumber, nails, and hardware, which may be required to construct and dismantle the decontamination area and the barriers that isolate the Work area.

## 2.2 TOOLS AND EQUIPMENT:

- A. **Provide suitable tools for asbestos removal.**
- B. **Air filtration equipment:** High efficiency particulate air (HEPA) filtration systems shall be equipped with filtration equipment in compliance with ANSI Z9.2-79, local exhaust ventilation or equal. **Each HEPA machine will have current permitting stickers, if applicable, placed on the machine and documentation provided on-site.** No air movement system or air filtering equipment shall discharge unfiltered air outside the Work area. If volatile chemicals are used, use manufacturer's guidelines and provide appropriate filters for solvent vapor or other organic based material use.
- C. **Pressure recorder (manometer):** A continuously recording monitor shall measure and record the difference in air pressure inside the Work area from that outside the Work area. The recording system shall be accurate to the nearest 0.001 inches of water pressure differential and shall be equipped with an alarm which sounds if the difference becomes less than 0.02 inches of water gauge.
- D. **Aggressive sampling equipment:** Contractor shall provide a one Hp electric leaf blower and sufficient number of electric box fans for the final air clearance.

## PART 3 - EXECUTION

### 3.1 PREPARATION:

#### A. **Separation of Work areas:**

##### **Separation of work areas from occupied areas as directed in the scope of work:**

1. **Reference:** Contractor will use the applicable procedures as outlined in Section 01010HM or, if none, use those contained within. Where conflict among requirements (e.g., other concurrent work) or with these Specifications exists, the more stringent requirements shall apply.
2. **For areas requiring constructed barrier walls:** Separate parts of the building required to remain in use (as shown in Plans) from parts of the building that will undergo asbestos removal by means of airtight barriers, constructed as follows:
  - a. Build suitable wood or metal framing and apply 3/8-inch minimum thickness sheathing on work side only, unless noted otherwise.
  - b. Cover both sides of partition with double layer of plastic sheet with joints staggered and sealed with tape. Edges of partition at floor, walls, and ceiling shall be caulked airtight.
3. **Electrical Shut-down:** Shut down electric power which serves the Work area. Provide temporary power and lighting and ensure safe installation of temporary power sources and equipment per applicable electrical code requirements.

4. **HVAC Shut-down:** Shut down and isolate heating, cooling, and ventilating air systems to prevent contamination and fiber dispersal to other areas of the structure. Physically blank off, with light gage metal, all supply and return air ductwork which leads to and from an isolated work area when the air-handling unit serves areas other than within the isolated work area.
5. **Seal off openings:** Seal off all openings, including but not limited to windows, corridors, doorways, skylights, ducts, grills, diffusers, and any other penetrations of the Work areas, with plastic sheeting (minimum of 4-mils thick) sealed with tape.

**B. Preclean work area:**

1. **Moveable Objects:** Clean all moveable objects within the Work area using HEPA vacuum equipment and wet cleaning methods. Remove these objects from the Work area to a designated temporary storage location.

Protection of and accounting for the stored materials is the sole responsibility of the Contractor.

2. **Fixed Objects:** Preclean fixed objects within the proposed work areas, using HEPA vacuum equipment and/or wet cleaning methods as appropriate, and enclose with minimum of 6-mil polyethylene sealed with tape.
3. **Vacuum & Wet Methods:** Preclean the proposed work areas using HEPA vacuum equipment or wet cleaning methods as appropriate. Do not use methods that raise dust, such as dry sweeping or vacuuming with equipment not equipped with HEPA filters.

**C. Prepare work area:**

1. **References:** Contractor will use the applicable procedures as outlined in Section 01010HM or, if none, use those contained within. Where conflict among requirements (e.g., other concurrent work) or with these Specifications exists, the more stringent requirements shall apply.
2. **Non-Contaminated Lighting:** Remove and clean objects, such as lights and other items not previously sealed off, that may interfere with asbestos removal. Use HEPA vacuum equipment and wet methods during fixture removal to reduce asbestos dispersal. Wrap in plastic and store for reinstallation upon completion of testing procedures.
3. **Protection of Fixed Objects:** Protect all fixtures, grills, lockers, and other non-removable equipment from water. Also, protect painted surfaces and flooring.
4. **Plasticization:** Cover non-impacted floor, wall and/or ceiling surfaces with plastic sheeting sealed with tape. Use a minimum of two layers of 6-mil plastic on floors and two layers of 4-mil plastic on walls and ceilings. Cover floors first so that plastic extends at least 12 inches up on walls, then cover walls with plastic

sheeting to the floor level, thus overlapping the floor material by a minimum of 12 inches.

- a. All criticals (doors, vents, openings, wall penetrations, etc.) will be covered with 2 layers of 6-mil plastic and secured with duct tape to prevent leakage of air.
  - b. The second layer of floor sheeting may be black or dark in color. If floor coverings are scheduled for removal, per Plans and/or Scope of Work, floor plastic is not placed until after floor coverings are removed, which occurs during Asbestos Removal activities, paragraph 3.2.
  - c. All joints in the plastic sheeting shall have a minimum of 12 inches of overlap and shall be securely sealed with tape to prevent leakage of air and water.
5. **Plasticization of carpeted areas:** Where carpet will remain in-place and must be protected during abatement procedures, the following applies for preparation of said surface.
- a. All carpet remaining in place during abatement activities will be covered with 2 layers of 10-mil reinforced plastic and secured with duct tape to prevent moisture intrusion or asbestos contamination.
  - b. Each layer of floor sheeting shall be installed separately and seams between the top and bottom layers must be staggered by approximately three (3) feet.
  - c. Seams on the same layer must have at a minimum 18 inches overlap and be held in place by the use of spray glue in the overlap area and duct tape at both plastic termination edges.
  - d. Both top and bottom layers of plastic must extend to a distance of one (1) foot vertically on all walls and vertical surfaces to be covered. The plastic must be folded, not cut, at wall or corner junctures as it extends vertically. The folds shall be held in place by the use of spray glue and duct tape.
6. **Emergency Exits:** Maintain emergency and fire exits from the Work areas or establish alternative exits satisfactory to fire officials.
7. **Establish a reduced pressure in the Work area:**
- a. **Determine the Ventilation Requirements:**  
  
(1) **General:** Provide fully operational negative pressure systems supplying a minimum of one air change every 15 minutes. Determine the volume in cubic feet of the work area by multiplying floor area by ceiling height. Determine total ventilation requirement in cubic feet per minute (cfm) for the work area by dividing this volume by the air change rate.

Ventilation Required (CFM) = Volume of work area (cu. ft.)/15 min.

(2) **Number of Units:** Determine number of units needed to achieve 15 minute change rate by dividing the ventilation requirement (CFM) above by capacity of exhaust units(s) used. Capacity of a unit for purposes of this section is the capacity in cubic feet per minute with fully loaded filters (pressure differential which causes loaded filter warning light to come on) in the machines labeled operating characteristics.

$$\text{Number of Units Needed} = \frac{\text{Ventilation Requirement (CFM)}}{\text{Capacity of Unit with Loaded Filters (CFM)}}$$

Add one additional working unit as a backup in case of equipment failure or machine shutdown for filter changing.

(3) **Location of Exhaust Units:** Locate exhaust unit(s) so that makeup air enters work area primarily through decontamination facilities and traverses work area as much as possible. This may be accomplished by positioning the exhaust unit(s) at a maximum distance from the worker access opening or other makeup air sources.

Place end of unit, or its exhaust duct, through an opening in the plastic barrier or wall covering. The plastic around the unit or duct shall then be sealed with tape.

(4) **Venting or Exhaust:** Unless authorized in writing by the Local Air Quality Management District, vent negative air exhaust to outside of building. Exhaust outlet shall be a minimum of ten feet above ground level.

(5) **Supplemental makeup air inlets:** Provide where required for proper air flow through the work space in location approved by the Project Coordinator by making openings in the plastic sheeting that allow air from outside the building into the work area.

(6) **Makeup Air Inlets:** Locate auxiliary makeup air inlets as far as possible from the exhaust unit(s) (e.g., on an opposite wall), off the floor, and away from barriers that separate the work area from occupied clean areas. Cover with flaps to reseal automatically if the negative pressure system should shut down for any reason. Spray flap and around opening with spray adhesive so that flap seals if it closes.

**b. Use of the Negative Pressure System:**

(1) **General:** Each unit shall be serviced by a dedicated minimum 115V-20A circuit with overload device tied into an existing building electrical panel that has sufficient spare capacity to accommodate the load of all negative pressure units connected. Dedication of an existing circuit may be accomplished by shutting down existing loads on the circuit.

(2) **Testing the System:** Test negative pressure system before any asbestos-containing material is wetted or removed. After the work area has been prepared, the decontamination facility set up, and the exhaust unit(s) installed, start the unit(s) (one at a time). Demonstrate operation and testing of negative pressure system to Project Coordinator.



(3) **System Evaluation:** A demonstration of the negative pressure system to the Project Coordinator will include, but not be limited to, the following:

- aa. Plastic barriers and sheeting move slightly in toward work area.
- bb. Curtain of decontamination units move slightly in toward work area.
- cc. There is a noticeable movement of air through the decontamination unit. Use smoke tube to demonstrate air movement from Clean Room to Shower Room, from Shower Room to Equipment Room, and from Equipment Room to Work Area.
- dd. Use smoke tubes to determine a positive motion of air across all area in which work is to be performed.
- ee. Use a differential pressure meter or manometer to demonstrate a pressure difference of at least 0.02 inches of water across every barrier separation the Work Area from the balance of the building or outside.
- ff. Modify the negative pressure system as necessary to successfully demonstrate the above.

#### D. Decontamination Facilities:

1. **General:** Contractor will use the applicable procedures as outlined in Section 01010HM or, if none, use those contained within. Where conflict among requirements (e.g. other concurrent work) or with these Specifications exists, the more stringent requirements shall apply.
2. **Construction Review:** Build suitable decontamination facilities described herein, as previously submitted for review, before start of construction.
3. **Air Locks and Access Doorways:** In all cases access between contaminated and uncontaminated rooms or areas shall be through an air lock previously defined. Passage between any two rooms within the decontamination facility shall be through an access doorway.
4. **3-Stage Decontamination Enclosure:** Construct a worker decontamination enclosure system contiguous to the Work area consisting of three totally enclosed chambers to conform to standard Plans bound herein and as follows.
  - a. A shower room with two access doorways, one to the equipment room and one to the clean room. Plastic, if used, on shower room and adjoining equipment and clean rooms shall be opaque.
  - b. The shower room shall contain at least one shower with hot and cold or warm water. Careful attention shall be paid to the shower enclosure to ensure against leaking of any kind.

- c. Shower water shall be captured and filtered. The filtration system shall filter particulates to 3-microns. Filtered water may then be disposed of in the local sanitary/sewage system.
5. **Remote Decontamination Enclosures:** For remote decontamination systems (non-contiguous to the Work area) construction of the shower will conform to Section 2071, Part 3.1,D4, above with the following modifications:
    - a. The enclosure need not be attached to the Work area, but clean room and equipment rooms must be clearly marked at their respective entrances.
    - b. A HEPA filtration machine must be attached to the equipment room and must be operational while the decontamination unit is in use.
  6. **Equipment Decontamination Enclosures:** For an equipment decontamination enclosure facility, construct two totally enclosed chambers as follows:
    - a. A washroom, constituting an air lock, with an access doorway to a designated area of the Work area and an access doorway to the holding area.
    - b. A holding area, constituting an air lock, with an access doorway to the washroom and an access doorway to an uncontaminated area.
  7. **Entry/Exit systems:** All decontamination systems or entry/exit system air locks will be constructed using Z-flap design incorporating 2 layers of 6-mil plastic with the flaps extending the full height and width of the entrance space.

**E. Maintenance of enclosure system:**

1. Ensure that barriers and plastic linings are effectively sealed and taped. Repair damaged barriers and remedy defects immediately upon discovery.
2. Visually inspect enclosures at the beginning of each work period.
3. Use smoke methods to test effectiveness of barriers when directed by Owner or representative of Owner.

**F. Asbestos removal work shall not commence until:**

1. Arrangements have been made for disposal of waste at an acceptable site.
2. Work areas and decontamination facility and parts of the building required to remain in use are effectively segregated.
3. Tools, equipment, and material waste receptors are on hand.
4. Arrangements have been made for building security.
5. All other preparatory steps have been taken and applicable notices posted and permits obtained.

6. Removal work will not begin until the Owner's consultant authorizes work to commence, in writing.

### 3.2 **ASBESTOS REMOVAL:**

A. **General:** Prepare the site per paragraph 3.1.

B. **References:** Contractor will use the applicable procedures as outlined in Section 01010HM or, if none, use those contained within. Where conflict among requirements (e.g., other concurrent work) or with these Specifications exists, the more stringent requirements shall apply.

C. **Negative pressure system during abatement Operations:**

1. Start exhaust units before beginning work (before any asbestos-containing material is disturbed). After abatement work has begun, run units continuously to maintain a constant negative pressure until decontamination of the work area is complete. Do not turn off units at the end of the work shift or when abatement operations temporarily stop.
2. Start abatement work at a location farthest from the exhaust units and proceed toward them. If an electric power failure occurs, immediately stop all abatement work and do not resume until power is restored and exhaust units are in operation again.
3. At completion of abatement work, allow exhaust units to run to remove airborne dust that may have been generated during abatement work and cleanup and to purge the work area with clean makeup air. The units may be required to run for a longer time after decontamination if dry or only partially wetted asbestos material was encountered during any abatement work.

D. **Contaminated Removable Objects:**

1. For re-installable fixtures: When scheduled to be removed per Plans and/or Section 01010HM, Scope of Work, remove and clean ceiling mounted objects, such as lights and other items not previously sealed off, that may interfere with asbestos removal. Use hand-held water spraying or HEPA vacuum equipment during fixture removal to reduce fiber dispersal. Decontaminate the objects, wrap in plastic and store for reinstallation upon completion of testing procedures.
2. When scheduled for removal per Plans and/or Section 01010HM, Scope of Work, remove carpeting, carpet backing, window curtains, etc., in sections of appropriate size for packaging and dispose of as contaminated waste.

E. **Contaminated Non-Removable Objects:**

1. If a ceiling tile/grid system remains within the Work area: Remove ceiling tiles and grid system within the Work area and dispose of as contaminated waste. If approved by the Owner's consultant or the Engineer/Architect, the grid system may be removed, decontaminated, sealed in plastic, and stored for reinstallation.

#### F. Amended Water Usage:

1. Spray asbestos material with amended water, using spray equipment capable of providing a "mist" application to reduce the release of fibers. Saturate the material sufficiently to wet it to the substrate without causing excess dripping. Spray the asbestos material repeatedly during work process to maintain wet condition and to minimize asbestos fiber dispersion.
2. Protect all fixtures, grills, lockers, and other non-removable equipment from amended water. Surfactants can cause oxidation. Also, protect painted surfaces and flooring.

#### G. Gross Removal:

1. Remove the saturated asbestos material in manageable sections. Materials shall not be allowed to dry out. Material drop shall not exceed 15 feet. For heights up to 50 feet provide inclined chutes or scaffolding to intercept drop. For heights exceeding 50 feet provide enclosed dustproof chutes.

#### H. Containerizing Waste:

1. **Daily containerizing:** During each day's work, the bulk asbestos material shall be bagged in 6-mil thick bags, before it dries. No asbestos material shall be allowed to lie on the floor overnight.
  2. **Types of containers:** Place the material in either sealed containers (6-mil double bags or hard sealable containers).
  3. **Vec-loaders:** The use of vacuum equipment may be employed to remove gross asbestos material from the Work area. Checking of the entire system, when in use, is required every 1/2 hour. When use of such equipment is practical, a safety program shall be established to control release of asbestos fibers from routine operations and/or accidents.
  4. **Labels:** Place caution labels on containers in accordance with OSHA Regulation 29 CFR 1926.1101 and DOT 49 CFR 171-177 if not already preprinted on containers.
  5. **Cleaning:** Clean external surfaces of containers thoroughly by wet sponging in the designated area. Move containers to washroom, wet clean each container thoroughly, and move to holding area pending removal to uncontaminated areas. If the holding area is outside containment it will be a locked and secured area with appropriate warning signage at entrance. If holding area is within containment ensure that area is secure and appropriate signage is maintained.
  6. **Safety:** Ensure that containers are removed from the holding area by workers who have entered from uncontaminated areas dressed in clean coveralls.
- I. **Post Removal Cleaning:** After completion of stripping work, all surfaces from which asbestos has been removed shall be wet brushed and sponged or cleaned by an

equivalent method to remove all visible material. During this work, the surfaces being cleaned shall be kept wet. At the Contractor's option, the layer of plastic exposed to the asbestos may be removed, leaving intact the final layer of plastic.

- J. **Safety:** Ensure that workers do not enter from uncontaminated areas into the washroom or the Work area; ensure that contaminated workers do not exit the Work area through the equipment decontamination enclosure system.

### 3.3 **CLEANUP AND AIR MONITORING:**

Employ the following procedures in cleaning up the Work area:

- A. **Pre-Cleaning:** Wet clean all surfaces and remove all visible accumulation of asbestos containing material from the Work area including the top layer of plastic if not previously removed. Prepare the Work area for the initial pre-TEM air test (if so specified) which will be performed after a visual inspection.
- B. **Pre-TEM Clearance:** Once the Work area is clean of visible accumulations of asbestos material, the Owner's consultant may perform a pre-TEM clearance test if so outlined in the Scope of Work (Section 01010HM). Such testing shall be within the limits of 0.02 f/cc using the NIOSH method 7400 (PCM). The Contractor will continue the wet cleaning process until the designated fiber level is achieved. It is the Owner's intent to pay for one Pre-TEM Series of air tests per area.
- C. **Encapsulation:** After successful completion of the Pre-TEM air test, if so designated, and visual inspection has been completed finding that no visible debris has been found and/or before the last layer of the plastic sheeting is removed, apply one coat of an asbestos encapsulant sealer following manufacturer's recommendations for application. The encapsulant sealer shall be compatible with any material to be reapplied to the surface.
- D. **Final Plastic Layer Removal:** While still under respirator protection, or other approved respirator usage, remove the final layer of plastic sheeting from the walls and floors after the sealant has dried. The seals on the windows, vents, doors, etc., shall remain, and HEPA filtration equipment and decontamination facilities shall also remain in service. Wet clean or HEPA vacuum work area underneath the plastic and leave the area visibly clean.
- E. **Settling Period:** Enter a 24-hour settling period or other period approved by the Consultant. Dust, both visible and invisible, shall be allowed to settle within the Work area without being disturbed during this period. The minimum settling period shall be 4 hours.
- F. **Final Cleaning:** After the settling period, wet clean or HEPA vacuum all surfaces within the Work area. Once this cleaning operation is complete, visually inspect the Work area to ensure that it is free of contamination.
- G. **Final Visual Inspection:** Owner's consultant will conduct a thorough visual inspection prior to setting air pumps. Upon successful completion of the visual inspection and Owner's consultant determination that all surfaces in the Work area are dry and free of

contamination, the final air clearance test will be conducted. A certificate of Visual Inspection shall be issued by the Owner's Representative and shall be signed by both the contractor and the Owner's Representative. The Owner's Representative shall use the attached Form A.

H. **Final Air Clearance:** For areas where material removal amounts of greater than 160 square feet or 260 lineal feet are performed, air clearance shall be performed per Section 2080. For areas where material removal amounts of  $\leq$  160 square feet or 260 lineal feet are performed, air clearance will consist of five (5) TEM samples within the work area. The NIOSH method 7400 equivalent analysis will be used, as applicable, with a maximum fiber level of 0.01 f/cc being achieved prior to acceptance. In addition to the NIOSH method 7400 equivalent analysis, one of the five TEM sample cassettes shall be analyzed via TEM. TEM sample analysis must also pass as per requirements of Section 2080.

1. Aggressive sampling techniques will be used to reentrain any fibers on the walls or floors in each area to be tested. The Contractor shall provide 1 electric, 1 Hp "Leaf Blower" and 1 electric 20 inch box fan per 10,000 c.f. of air volume in the Work area for use by the Owner's consultant during the aggressive sampling. The Contractor shall also provide the necessary electrical supply for these units. All contractor supplied equipment shall be in good working order. After sampling, the leaf blower and fans shall be cleaned by the Contractor and handled as if contaminated with asbestos.

I. **Clearance Failure Contingency:** Contractor shall continue cleaning the Work site until the accepted fiber level is achieved.

1. Additional TEM or equivalent testing required after the one initial TEM clearance test set will be the responsibility of the Contractor. Additional consultant's time required for additional visual inspection, clearance sampling, and associated delivery of samples shall be at the Contractor's expense. In the event of additional testing and associated consultants time, the Contractor may reimburse Owner, or reduce the Contract amount by change order. It is the Owner's intent to have, at no charge to the Contractor, one initial TEM test performed in each area. A test set may consist of one sample or a series of samples performed at the same time.

J. **Dismantling the negative air system:** When a final inspection and the results of final wipe tests indicate that the area has been decontaminated, exhaust units may be removed from the work area. Before removal from the work area, remove and properly dispose of pre-filter, and seal intake to the machine with 6-mil polyethylene to prevent environmental contamination from the filters.

### **3.4 DISPOSAL OF ASBESTOS-CONTAINING MATERIALS AND ASBESTOS-CONTAMINATED WASTE:**

A. **Removal from Work area:**

1. **General:** As the Work progresses, and to prevent exceeding available storage capacity on site, remove sealed and labeled containers of asbestos waste and dispose of such containers at an authorized disposal site in accordance with the requirements of disposal authority.

2. **Double bagging or containerization:** Bags of asbestos materials removed from the Work area via the equipment decontamination enclosure shall be placed in a mechanically fastened drum or a second clean bag which is then transported in an enclosed vehicle. Appropriate labels shall be affixed to the outside of the container.
3. **Cleaning:** The drums or bags shall be cleaned in the equipment decontamination enclosure as previously described and placed in the transport vehicle. A fully enclosed plastic tunnel shall be provided when loading material contained in double plastic bags. The tunnel shall connect the equipment decontamination enclosure and the transport vehicle.
4. **Respiratory Protection:** Respiratory protection will be required in loading asbestos materials.
5. **On-site storage of waste:** On-site storage of waste will not be permitted for more than 5 working days after completion of last phase or nor more than 30 days per phase, whichever is less.
6. **Wastewater:** All wastewater shall be filtered through a five-micron filter prior to final disposal in a sanitary sewer. In the absence of a sanitary sewer system, the wastewater shall be drummed and transported to a landfill per the previous requirements for disposal.
7. **Other Waste:** Asbestos waste other than contaminated water shall be drummed or bagged and transported as previously described.

**B. Transporting waste:**

1. **Permits:** Local, state, and federal permits shall be obtained for the transportation of asbestos materials, and all procedures shall be followed as they pertain to transportation of asbestos materials.
2. **Notification of Transport:** Notify the Owner's consultant **48 hours in advance** of the time when contaminated materials are to be removed from the site.
3. **Transport Vehicle:** Transport vehicle shall be lined with 6-mil plastic prior to loading asbestos waste. The vehicle shall be used for the sole purpose of transporting asbestos waste. No other contract materials or supplies shall be stored or transported in the vehicle unless it has been decontaminated.
4. **Documentation:** Activities involving removal of waste, loading onto vehicle, and disposal at the landfill, shall be documented in daily reports. A second document, landfill manifest, shall be completed when material is disposed at landfill. Both documents shall indicate date and volume of material handled. A bill of lading shall be submitted as per DOT regulations.
  - a. It shall be the responsibility of the Contractor to notify the Owner or Owner's Consultant and coordinated having the Hazardous Waste Manifest or Non-Hazardous Waste Manifest properly signed by Owner or Owner's

representative. Contractor shall give the Owner or Owner's Representative or Consultant 48 hours notice prior to request for signature and waste pick-up.

b. Contractor SHALL NOT sign any Hazardous Waste Manifest for the Owner.

5. **Respiratory Protection:** Respiratory protection will be required in unloading asbestos materials.

6. **Safety:** Contractor shall be responsible for safe handling and transportation of hazardous waste generated by this Contract to the designated Hazardous Waste Site.

C. **Hazardous Materials Spills:** Contractor shall hold the Owner and Owner's consultant harmless for claims, damages, losses, and expenses, including attorney's fees arising out of or resulting from, asbestos spills on the site or spills enroute to the disposal site.

### 3.5 **RE-ESTABLISHMENT OF OBJECTS AND SYSTEMS:**

A. **Relocation of Moveable Objects:** Relocate objects moved to temporary locations in the course of the Work to their proper positions. Only clean objects are to be moved into the areas.

B. **Remounting Objects:** Remount objects removed in the course of the Work in their former positions. Repair any moveable or fixed objects damaged during the course of the Work.

C. **Systems re-establishment:** Reestablish HVAC, mechanical, and electrical systems in proper working order.

1. Install new HVAC filters and dispose of used filters as contaminated waste.

D. **Building repair/repaint:** Repair any damage to building, or building systems (electrical, mechanical, plumbing, etc.) which was not noted in writing prior to work area preparation.

1. Repaint any areas damaged during the course of the Work unless this work is scheduled to be repaired by others. See paragraph 1.2.C, Related Work Specified Elsewhere, of this section. Quality of paint and workmanship shall be consistent with that found within the building prior to this Project, unless otherwise stated. Refer to Section 09900 Painting.

END OF SECTION



## SECTION 02074HM

### ASBESTOS REMOVAL ROOFING MATERIAL

#### PART 1 - GENERAL

##### 1.1 SCOPE:

- A. This Specification covers the removal and disposal of asbestos-containing roofing materials in the locations identified in Section 01010HM, Summary of the Work.

##### 1.2 DESCRIPTION OF WORK:

- A. **General:** The Work specified herein shall be the removal of asbestos-containing and/or contaminated material by persons knowledgeable, qualified, and trained in the removal, treatment, handling, and disposal of asbestos-containing and/or contaminated material, the subsequent cleaning of the affected environment, and who comply with all Federal, State, and local laws and regulations which mandate work practices, and who are capable of performing the Work in these Specifications.
- B. **Contract Fulfillment:** The Contractor shall supply all labor, materials, equipment, services, insurance, and incidentals which are necessary or required to perform the Work in accordance with all applicable governmental regulations and these Specifications.
- C. **Related Work Specified Elsewhere:**  
Section 02071HM, Asbestos Removal.

##### 1.3 TERMINOLOGY:

The terms used in these Specifications are defined in Section 02071HM.

##### 1.4 APPLICABLE DOCUMENTS:

See Section 02071HM for Applicable Documents.

##### 1.5 SUBMITTALS AND NOTICES:

Section 02071HM, Part 1.5, Submittals and Notices, shall be modified in the following particulars only.

- A. The use of RB (rotating blade) roof cutters on roofing projects involving more than 5,580 square feet require NESHAP notification.

## 1.6 **PERSONAL PROTECTION AND SAFETY:**

### A. **Respiratory protection requirements:**

1. Respiratory protection for removal of asbestos-containing and/or contaminated roofing materials; **1/2 face negative pressure** are required as a minimum.
2. If powered air-purified respirators (PAPR) are required, the respiratory requirements as set forth in Section 02071HM shall govern.
3. Provide authorized visitors with suitable respirators whenever they are required to enter the Work area.
4. If any roofing materials are deemed to be friable to such an extent as the tar matrix loses its binding properties by crumbling using thumb and forefinger pressure, then the following apply:
  - a. While pre-cleaning the Work area, prepping the Work area, loading the asbestos material in the transport vehicle and unloading the transport vehicle at the landfill all activities must be performed while wearing a **1/2 face negative pressure respirator**.
  - b. The friability of the materials shall be at the sole discretion of the Owner's consultant, either during the bid walk or prior to abatement.

B. **Posting of Procedures:** Provide and post, at the Work area, the decontamination and work procedures to be followed by workers and authorized visitors as described in these Specifications.

### C. **Worker protection procedures:**

1. The Contractor shall provide adequate shower facilities. An employee leaving the Work area shall follow all decontamination procedures necessary or as described herein.
2. All workers and authorized visitors shall, don 2 sets of protective suits prior to entering the work area.
3. All workers and authorized visitors shall, each time they leave the Work area; remove gross contamination from protective clothing, HEPA vacuum clothing, and remove the outer protective suit and place within a waste bag located within the work area. All workers and authorized visitors shall then don a second disposable suit over the first, before leaving the Work area. Each person will then proceed immediately to the shower room and remove the disposable suits and place in a waste bag. After wet wiping all exposed body and equipment surfaces, workers and/or visitors may then proceed through the exit to the uncontaminated area.

4. Workers loading waste containers, which are not directly placed in the waste bin or enclosure, from the Work area, shall wear a respirator and be dressed in clean disposable coveralls.

**D. Equipment removal procedures:**

1. Clean surfaces of contaminated containers and equipment thoroughly by wet sponging or wiping before moving such items from the Work area and to uncontaminated areas.
2. If gross material cannot be removed from the working end of the equipment (area coming in direct contact with asbestos-containing material), it shall be wrapped in a 6-mil plastic bag, or other suitable 6-mil plastic medium, and sealed with tape prior to leaving the Work area.

**1.7 SUPERINTENDENT FOREMAN CRAFTSMAN:**

The Contractor shall have a job superintendent (and/or Competent person) present at all times while work on this Contract is in progress.

The Project Superintendent (and/or Competent person) shall be thoroughly familiar and experienced with asbestos removal and related work and shall be familiar with and shall enforce the use of all safety procedures and equipment. He or she shall be knowledgeable of all EPA, OSHA, and NIOSH requirements and guidelines.

In addition to the Superintendent (an/or Competent person), the Contractor shall furnish one or more foremen who are familiar and experienced with asbestos removal and its related work, safety procedures, and equipment. If the Superintendent is not present then the foremen shall be a Competent person.

- A. It shall be a requirement of this Contract that the superintendent and/or one or more of the Contractor's foremen be inside the Work area at all times while work is in progress.
- B. It is the intent of these Specifications that all phases of the Work shall be executed by skilled craftsmen experienced or receiving training by on-site experienced personnel in each respective trade.
- C. The Competent person on-site must be able to clearly communicate in a manner so that the Owner's Consultant and Owner can clearly understand.

## **PART 2 - MATERIAL AND EQUIPMENT**

### **2.1 MATERIALS:**

See Section 02071HM, Part 2.1 for Materials.

### **2.2 TOOLS AND EQUIPMENT:**

Provide suitable tools for the work at hand.

## **PART 3 - EXECUTION**

### **3.1 PREPARATION:**

#### **A. Separation of work areas from occupied areas:**

1. Separate parts of the building required to remain in use from parts of the building that will undergo asbestos removal by means of barriers, constructed as follows:
  - a. Isolate the area in which removal will take place by placing barrier tape at least 25 feet from the work. If applicable, lock from external entry all but one entrance to the Work area.
  - b. Place asbestos warning signs at the barrier and at all open entrances to Work area. Signs must be placed conspicuously and must be easily read. Signs must conform to legal size and wording.
2. Shut down electric power. Provide temporary power and lighting and ensure safe installation of temporary power sources (if required) and equipment per applicable electrical code requirements.
3. Shut down and isolate heating, ventilating, and air cooling (HVAC) systems to prevent contamination and fiber dispersal to other areas of the structure. Isolate all supply intake ducting from Work area by installing 2 layers of 6-mil polyethylene over the intake using 6 inches of duct tape to affix polyethylene to intake housing.

#### **B. Pre-clean work area:**

1. Where ACM roofing material is in poor friable condition, clean all moveable objects within the Work area using HEPA vacuum equipment and/or wet cleaning methods as appropriate. In all cases, remove removable objects from the Work area to a designated temporary storage location. Protection of and accounting for the stored materials is the sole responsibility of the Contractor.

2. Where ACM material is in poor friable condition, pre-clean fixed objects within the proposed work areas, using HEPA vacuum equipment and/or wet cleaning methods as appropriate and, in all cases, cover with minimum of 6-mil polyethylene.

**C. Prepare work area:**

1. Erect asbestos hazard tape barriers and post the work area to restrict access by unauthorized persons within 25 feet of this area.
2. Place a single layer of 6-mil poly on the ground surface to extend 10 feet beyond the materials extent.
3. Maintain emergency and fire exits from the Work areas, or establish alternative exits satisfactory to fire officials.
4. If a remote decontamination unit is constructed, establish 'Do Not Enter' caution tape barriers extending 10 feet beyond and surrounding the decontamination facility.
5. Roof level heating and ventilation air intake sources shall be isolated by polyethylene wrapping and the ventilation system shut down, or if systems cannot be shut down, devise a sealed system allowing intake air to be derived at a minimum of 15 feet beyond the work area.

**D. Decontamination enclosure systems:**

1. The decontamination enclosure facility will be constructed of two totally enclosed chambers as follows:
  - a. An equipment room, constituting an air lock, with an access doorway to a designated area of the Work area and an access doorway to the shower area.
  - b. A washroom, constituting an air lock, with an access doorway to the equipment room and an access doorway to an uncontaminated area.
  - c. All floors of the decontamination chamber will be covered with 2 layers of 6-mil plastic. Flooring plastic will extend up 12-inches along the decontamination walls. Flooring will be seamless in its application.
2. All decontamination systems or entry/exit system air locks will be constructed using Z-flap design, incorporating 2 layers of 6-mil plastic with the flaps extending the full height and width of the entrance space.
3. Ensure that a water source within the shower room is available for wet wiping of all exposed extremities and respirator prior to exiting the decontamination facility. All protective gear will be removed and be disposed of in the equipment room prior to entering the shower room.

**E. Maintenance of Decontamination enclosure system and work area barrier:**

1. Ensure that barriers are maintained and intact at all times. Repair damaged barriers and remedy defects immediately upon discovery.
2. Visually inspect enclosures and barriers at the beginning of each work period.

**F. Asbestos removal work shall not commence until:**

1. Arrangements have been made for disposal of waste at an acceptable site.
2. Work areas and decontamination systems and parts of the building required to remain in use are effectively segregated.
3. Tools, equipment, and material waste receptors are on hand.
4. Arrangements have been made for building security.
5. All other preparatory steps have been taken and applicable notices posted and permits obtained.
6. Removal work will not begin until the Owner/s representative authorizes work to commence, in writing.

**3.2 ASBESTOS REMOVAL- ROOFING MATERIAL:**

**A. General:** The Contractor shall remove all layers of roofing felts, tars, and other materials down to the roof structure or that specified in Section 01010HM, and any loose debris shall be HEPA vacuumed.

**B. Removal Methods:**

1. Roofing material shall be removed in an intact state to the extent feasible.
2. Wet methods shall be used where feasible.
3. Cutting machines shall be continuously misted during use. All engine-powered rotating blade (RB) roof cutters with one or more rotating cutting blades (the edges of which are blunt as opposed to sharp or tapered edges) shall be equipped with a blade guard that completely encloses the blade and extends down close to the roof surface and a device for spraying a fine mist of water inside the blade guard in operation during the cutting of the roof.
4. The use of equipment with blades having sharp or tapered edges used for "slicing" rather than "cutting", or other methods that do not sand, grind, cut, or abrade the roofing material do not require NESHAP notification regardless of the size of the roof being removed.

### **C. Transfer of Waste to Bin:**

1. Unwrapped or unbagged roofing material shall be immediately lowered to the ground directly into a disposal bin via polyethylene covered, dust-tight chute, crane or hoist, or placed in an impermeable waste bag or wrapped in polyethylene sheeting and lowered to the ground no later than the end of the work shift.
2. If possible, bagged roofing material shall be lowered to the ground directly into a disposal bin. If material must first be lowered to the ground, a 10 foot by 10 foot layer of 6-mil plastic will be set directly below the lowered material. The material will then be either carried or hauled to the disposal bin without touching the ground.
3. If a dust tight chute is used, 6-mil polyethylene will be placed from the base of the disposal bin to a distance of 8 feet beyond the perimeter of said bin. A dust cover of 6-mil polyethylene will be attached from the chute mouth to fully extend over the edges of the disposal bin at any time during its use in order to maintain a 'closed' system between the dust chute and the container bin.
4. Contractor shall make every effort to ensure that no over-spill occurs while loading the container bin through the use of a dust-tight chute. If over-spill occurs contractor shall immediately bag and clean the debris from the polyed area.
5. Unwrapped material shall be lowered to the ground unless contained within a dust tight apparatus and into a closed receptacle.
6. Dry sweeping or brushing during removal or clean-up is strictly prohibited. Contractor shall use a HEPA vacuum in lieu of sweeping.

### **3.3 CLEANUP AND AIR MONITORING:**

#### **A. Air Monitoring:**

1. If, during removal, visible dust is present, the Contractor shall modify his or her work practices to reduce emissions and provide workers with powered air-purifying respirator protection.

#### **B. Clean-Up:**

1. Wet clean all surfaces and remove all visible accumulation of asbestos containing material from the Work area.
2. Waste within the disposal bin must be covered at all times. At the end of the shift if waste remains on site. Waste must be within a hard-sided container and covered with 2 layers of 6-mil plastic and securely fastened to the container. During temporary storage, barrier tape must be placed around the perimeter of the bin.

**3.4 DISPOSAL OF ASBESTOS-CONTAINING MATERIALS AND ASBESTOS-CONTAMINATED WASTE:**

Section 02071HM, Part 3.4, Asbestos-Containing Materials and Asbestos-Contaminated Waste, shall be modified in the following particulars only.

**A. Asbestos Materials:**

1. All materials shall be disposed of as non-hazardous asbestos containing materials.

**3.5 REESTABLISHMENT OF OBJECTS AND SYSTEMS:**

See Section 02071HM, Part 3.5 for Reestablishment of Objects and Systems.

END OF SECTION



**SECTION 02074AHM**  
**ASBESTOS REMOVAL**  
**ROOFING PENETRATION AND SEAM SEALANT MATERIAL**

**PART 1 - GENERAL**

**1.1 SCOPE:**

- A. This Specification covers the removal and disposal of asbestos-containing roofing penetration and seam sealant materials in the locations identified in Section 01010HM, Summary of the Work.

**1.2 DESCRIPTION OF WORK:**

- A. **General:** The Work specified herein shall be the removal of asbestos-containing and/or contaminated material by persons knowledgeable, qualified, and trained in the removal, treatment, handling, and disposal of asbestos-containing and/or contaminated material, the subsequent cleaning of the affected environment, and who comply with all Federal, State, and local laws and regulations which mandate work practices, and who are capable of performing the Work in these Specifications.

- B. **Contract Fulfillment:** The Contractor shall supply all labor, materials, equipment, services, insurance, and incidentals which are necessary or required to perform the Work in accordance with all applicable governmental regulations and these Specifications.

- C. **Related Work Specified Elsewhere:**

Section 02071HM, Asbestos Removal.

**1.3 TERMINOLOGY:**

The terms used in these Specifications are defined in Section 02071HM.

**1.4 APPLICABLE DOCUMENTS:**

See Section 02071HM for Applicable Documents.

## 1.5 **SUBMITTALS AND NOTICES:**

Section 02071HM, Part 1.5, Submittals and Notices, shall be modified in the following particulars only.

- A. The use of RB roof cutters on roofing projects involving more than 5,580 square feet require NESHAP notification.

## 1.6 **PERSONAL PROTECTION AND SAFETY:**

### A. **Respiratory protection requirements:**

1. Respiratory protection for removal of asbestos-containing and/or contaminated roofing materials; **1/2 face negative pressure** are required as a minimum.
2. If powered air-purified respirators (PAPR) respirators are required, the respiratory requirements as set forth in Section 02071HM shall govern.
3. Provide authorized visitors with suitable respirators whenever they are required to enter the Work area.
4. If any roofing materials are deemed to be friable to such an extent as the tar matrix loses its binding properties by crumbling using thumb and forefinger pressure, then the following apply:
  - a. While pre-cleaning the Work area, prepping the Work area, loading the asbestos material in the transport vehicle and unloading the transport vehicle at the landfill all activities must be performed while wearing a 1/2 face negative pressure respirator.
  - b. The friability of the materials shall be at the sole discretion of the Owner's consultant, either during the bid walk or prior to abatement.

- B. **Posting of Procedures:** Provide and post, at the Work area, the decontamination and work procedures to be followed by workers and authorized visitors as described in these Specifications.

### C. **Worker protection procedures:**

1. The Contractor shall provide adequate shower facilities. An employee leaving the Work area shall follow all decontamination procedures necessary or as described herein.
2. All workers and authorized visitors shall, don 2 sets of protective suits prior to entering the work area.

3. All workers and authorized visitors shall, each time they leave the Work area; remove gross contamination from protective clothing, HEPA vacuum clothing, and remove the outer protective suit and place within a waste bag located within the work area. All workers and authorized visitors shall then don a second disposable suit over the first, before leaving the Work area. Each person will then proceed immediately to the shower room and remove the disposable suits and place in a waste bag. After wet wiping all exposed body and equipment surfaces, workers and/or visitors may then proceed through the exit to the uncontaminated area.
4. Workers loading waste containers from the Work area, which are not directly placed in the waste bin or enclosure, shall wear a respirator and be dressed in clean disposable coveralls.

**D. Equipment removal procedures:**

1. Clean surfaces of contaminated containers and equipment thoroughly by wet sponging or wiping before moving such items from the Work area and to uncontaminated areas.
2. If gross material cannot be removed from the working end of the equipment (area coming in direct contact with asbestos-containing material), it shall be wrapped in a 6-mil plastic bag, or other suitable 6-mil plastic medium, and sealed with tape prior to leaving the Work area.

**1.7 SUPERINTENDENT FOREMAN CRAFTSMAN:**

The Contractor shall have a job superintendent (and/or Competent person) present at all times while work on this Contract is in progress.

The Project Superintendent (and/or Competent person) shall be thoroughly familiar and experienced with asbestos removal and related work and shall be familiar with and shall enforce the use of all safety procedures and equipment. He shall be knowledgeable of all EPA, OSHA, and NIOSH requirements and guidelines.

In addition to the Superintendent (an/or Competent person), the Contractor shall furnish one or more foremen who are familiar and experienced with asbestos removal and its related work, safety procedures, and equipment. If the Superintendent is not present then the foremen shall be a Competent person.

- A. It shall be a requirement of this Contract that the superintendent and/or one or more of the Contractor's foremen be inside the Work area at all times while work is in progress.
- B. It is the intent of these Specifications that all phases of the Work shall be executed by skilled craftsmen experienced or receiving training by on-site experienced personnel in each respective trade.
- C. The Competent person on-site must be able to clearly communicate in a manner so that the Owner's Consultant and Owner can clearly understand.

**PART 2 - MATERIAL AND EQUIPMENT**

## **2.1 MATERIALS:**

See Section 02071HM, Part 2.1 for Materials.

## **2.2 TOOLS AND EQUIPMENT:**

Provide suitable tools for the work at hand.

# **PART 3 - EXECUTION**

## **3.1 PREPARATION:**

### **A. Separation of work areas from occupied areas:**

1. Separate parts of the building required to remain in use from parts of the building that will undergo asbestos removal by means of barriers, constructed as follows:
  - a. Isolate the area in which removal will take place by placing barrier tape at least 25 feet from the work. If applicable, lock from external entry all but one entrance to the Work area.
  - b. Place asbestos warning signs at the barrier and at all open entrances to Work area. Signs must be placed conspicuously and must be easily read. Signs must conform to legal size and wording.
2. Shut down electric power. Provide temporary power and lighting and ensure safe installation of temporary power sources (if required) and equipment per applicable electrical code requirements.
3. Shut down and isolate heating, ventilating, and air cooling (HVAC) systems to prevent contamination and fiber dispersal to other areas of the structure. Isolate all supply intake ducting from Work area by installing 2 layers of 6-mil polyethylene over the intake using 6 inches of duct tape to affix polyethylene to intake housing.

### **B. Pre-clean work area:**

1. Where ACM penetration/seam sealant material is in poor friable condition, clean all moveable objects within the Work area using HEPA vacuum equipment and/or wet cleaning methods as appropriate. In all cases, remove removable objects from the Work area to a designated temporary storage location. Protection of and accounting for the stored materials is the sole responsibility of the Contractor.
2. Where ACM material is in poor friable condition, pre-clean fixed objects within the proposed work areas, using HEPA vacuum equipment and/or wet cleaning methods as appropriate and, in all cases, cover with minimum of 6-mil polyethylene.

**C. Prepare work area:**

1. Erect asbestos hazard tape barriers and post the work area to restrict access by unauthorized persons within 25 feet of this area.
2. Place a single layer of 6-mil poly on the ground surface to extend 10 feet beyond the materials extent.
3. Maintain emergency and fire exits from the Work areas, or establish alternative exits satisfactory to fire officials.
4. If a remote decontamination unit is constructed, establish 'Do Not Enter' caution tape barriers extending 10 feet beyond and surrounding the decontamination facility.
5. Roof level heating and ventilation air intake sources shall be isolated by polyethylene wrapping and the ventilation system shut down, or if systems cannot be shut down, devise a sealed system allowing intake air to be derived at a minimum of 15 feet beyond the work area.

**D. Decontamination enclosure systems:**

1. The decontamination enclosure facility will be constructed of two totally enclosed chambers as follows:
  - a. An equipment room, constituting an air lock, with an access doorway to a designated area of the Work area and an access doorway to the shower area.
  - b. A washroom, constituting an air lock, with an access doorway to the equipment room and an access doorway to an uncontaminated area.
  - c. All floors of the decontamination chamber will be covered with 2 layers of 6-mil plastic. Flooring plastic will extend up 12 inches along the decontamination walls. Flooring will be seamless in its application.
2. All decontamination systems or entry/exit system air locks will be constructed using Z-flap design incorporating 2 layers of 6-mil plastic with the flaps extending the full height and width of the entrance space.
3. Ensure that a water source within the shower room is available for wet wiping of all exposed extremities and respirator prior to exiting the decontamination facility. All protective gear will be removed and be disposed of in the equipment room prior to entering the shower room.

**E. Maintenance of Decontamination Enclosure System and Work Area Barrier:**

1. Ensure that barriers are maintained and intact at all times. Repair damaged barriers and remedy defects immediately upon discovery.
2. Visually inspect enclosures and barriers at the beginning of each work period.

**F. Asbestos removal work shall not commence until:**

1. Arrangements have been made for disposal of waste at an acceptable site.
2. Work areas and decontamination systems and parts of the building required to remain in use are effectively segregated.
3. Tools, equipment, and material waste receptors are on hand.
4. Arrangements have been made for building security.
5. All other preparatory steps have been taken and applicable notices posted and permits obtained.
6. Removal work will not begin until the Engineer authorizes work to commence, in writing.

**3.2 ASBESTOS REMOVAL – ROOFING PENETRATION/SEAM SEALANT MATERIAL:**

A. **General:** The Contractor shall remove all sealant material to the base material or structure or that specified in Section 01010HM, and any loose debris shall be HEPA vacuumed.

**B. Removal Methods:**

1. Some areas may require intact removal, as outlined in the Scope of Work, and sealant applied component shall be removed with all traces of attached sealant material.
2. Where substrate material remains intact, all sealant shall be removed and a mastic remover shall be used on the substrate surfaces cleaning to a non-three (3) dimensional state.
3. Wet methods shall be used where feasible.
4. Cutting machines shall be continuously misted during use. All engine-powered rotating blade (RB) roof cutters with one or more rotating cutting blades (the edges of which are blunt as opposed to sharp or tapered edges) shall be equipped with a blade guard that completely encloses the blade and extends down close to the roof surface and a device for spraying a fine mist of water inside the blade guard in operation during the cutting of the roof.

5. The use of equipment with blades having sharp or tapered edges used for “slicing” rather than “cutting”, or other methods that do not sand, grind, cut, or abrade the roofing material do not require NESHAP notification regardless of the size of the roof being removed.

#### **C. Transfer of Waste to Bin:**

1. All removed non-friable sealant materials shall be expeditiously placed in 6-mil non-hazardous waste bags and shall be immediately lowered to the ground or placed directly into a disposal bin via polyethylene covered, dust-tight chute, crane or hoist, or placed in an impermeable waste bag or wrapped in polyethylene sheeting and lowered to the ground no later than the end of the work shift.
2. If possible, bagged roofing material shall be lowered to the ground directly into a disposal bin. If material must first be lowered to the ground, a 10 foot by 10 foot layer of 6-mil plastic will be set directly below the lowered material. The material will then be either carried or hauled to the disposal bin without touching the ground.
3. If a dust tight chute is used, 6-mil polyethylene will be placed from the base of the disposal bin to a distance of 8 feet beyond the perimeter of said bin. A dust cover of 6-mil polyethylene will be attached from the chute mouth to fully extend over the edges of the disposal bin at any time during its use in order to maintain a ‘closed’ system between the dust chute and the container bin.
4. Contractor shall make every effort to ensure that no over-spill occurs while loading the container bin through the use of a dust-tight chute. If over-spill occurs contractor shall immediately bag and clean the debris from the polyed area.
5. Unwrapped material shall be lowered to the ground unless contained within a dust tight apparatus and into a closed receptacle.
6. Dry sweeping or brushing during removal or clean-up is strictly prohibited. Contractor shall use a HEPA vacuum in lieu of sweeping.

### **3.3 CLEANUP AND AIR MONITORING:**

#### **A. Air Monitoring:**

1. If, during removal, visible dust is present, the Contractor shall modify his or her work practices to reduce emissions and provide workers with powered air-purifying respirator protection.

#### **B. Clean-Up:**

1. Wet clean all surfaces and remove all visible accumulation of asbestos containing material from the Work area.
2. Where a waste bin is employed, waste within the disposal bin must be covered at all times. At the end of the shift, if waste remains on site, waste must be within a

hard-sided container and covered with 2 layers of 6-mil plastic and securely fastened to the container. During temporary storage, barrier tape must be placed around the perimeter of the bin.

**3.4 DISPOSAL OF ASBESTOS-CONTAINING MATERIALS AND ASBESTOS-CONTAMINATED WASTE:**

Section 02071HM, Part 3.4, Asbestos-Containing Materials and Asbestos-Contaminated Waste, shall be modified in the following particulars only.

**A. Asbestos Materials:**

1. All materials shall be disposed of as non-hazardous asbestos containing materials.

**3.5 REESTABLISHMENT OF OBJECTS AND SYSTEMS:**

See Section 02071HM, Part 3.5 for Reestablishment of Objects and Systems.

END OF SECTION



**SECTION 02076HM**  
**ASBESTOS REMOVAL**  
**TEXTURED WALL PAINT, SHEETROCK SPACKLING, AND PLASTERS**

**PART 1 - GENERAL**

**1.1 SCOPE:**

This Specification covers the abatement of asbestos-containing textured wall paint, sheetrock spackling compound, or plasters from the following locations:

As described in Section 01010HM, Scope of Work.

**1.2 DESCRIPTION OF WORK:**

A. **General:** The Work specified herein shall be the removal of asbestos-containing material by persons knowledgeable, qualified, and trained in the removal, treatment, handling, and disposal of asbestos-containing material, and the subsequent cleaning of the affected environment, and who comply with Federal, State and Local regulations which mandate work practices, and who are capable of performing the Work of this Contract.

B. **Contract Fulfillment:** The Contractor shall supply all labor, materials, equipment, services, insurance, and incidentals which are necessary or required to perform the Work in accordance with applicable governmental regulations and these Specifications.

C. **Related Work Specified Elsewhere:**

Section 02071HM, Asbestos Removal and Section 01010HM, Scope of Work.

**1.3 TERMINOLOGY:**

The following terms used in these Specifications are defined in Section 02071HM, Part 1.3.

**1.4 APPLICABLE DOCUMENTS:**

See Section 02071HM, Part 1.4, for Applicable Documents.

**1.5 SUBMITTALS AND NOTICES:**

See Section 02071HM, Part 1.5 for Submittals and Notices.

## 1.6 PERSONAL PROTECTION AND SAFETY:

- A. For materials, as referenced in 1.1, Scope above, containing 1% or greater asbestos, Section 02071HM, Part 1.6 applies.
- B. For materials, as referenced in 1.1, Scope above, containing less than 1%, Section 02071HM, Part 1.6 shall be replaced with the following corresponding Part 1.6 subsections listed below.
- C. Respiratory protection requirements (asbestos content less than 1%):
  - 1. All activities may be performed wearing a half facepiece, negative pressure respirator. If it becomes necessary to use PAPR respiratory protection, the respiratory protection requirements of Section 02071HM, Part 1.6.C shall govern.

### D. **Worker protection procedures:**

- 1. **General:** the Contractor shall provide Adequate shower facilities. An employee leaving the Work area shall follow all decontamination procedures necessary or as described herein.
- 2. **Posted Procedures:** Provide and post, in the Equipment Room and the Clean Room, the decontamination and work procedures to be followed by workers and authorized visitors as described in these Specifications.
- 3. **Entering the Work Area:** All workers and authorized visitors shall, don 2 sets of protective suits prior to entering the work area.
- 4. **Personnel Exiting the Work Area:** All workers and authorized visitors shall, each time they leave the Work area; remove gross contamination from protective clothing and equipment, HEPA vacuum clothing and equipment, and remove the outer protective suit and place within a waste bag located within the work area. All workers and authorized visitors shall then proceed immediately to the equipment room and remove the second suit and place within a waste bag located within the equipment room. All workers and authorized visitors shall then proceed to the shower room and wet wipe all exposed extremities and equipment surfaces. After wet wiping all exposed body and equipment surfaces, workers and/or visitors may then proceed through the exit to the uncontaminated area.
- 5. **Equipment removal procedures:** Clean surfaces of contaminated containers and equipment thoroughly by wet sponging or wiping before moving such items into the equipment decontamination enclosure system washroom or through the shower for final cleaning and removal to uncontaminated areas.
  - a. Contaminated work footwear shall be stored in the Equipment Room when not in use in the Work area. Upon completion of asbestos abatement, dispose of footwear as contaminated waste.
  - b. Workers removing waste containers from the equipment decontamination enclosure shall enter the holding area from outside wearing a respirator and

dressed in clean disposable coveralls. No worker shall use this system as a means to leave or enter the washroom or the Work area.

6. **Waste removal:** Workers loading waste containers from the Work area which are not directly placed in the waste bin or enclosure shall wear a respirator and be dressed in clean disposable coveralls.
7. **Safety Issues:** See Section 02071HM, Part 1.6.D.5.

## **1.7 SUPERINTENDENT FOREMAN CRAFTSMAN:**

The Contractor shall have a job superintendent (and/or Competent person) present at all times while work on this Contract is in progress.

The Project Superintendent (and/or Competent person) shall be thoroughly familiar and experienced with asbestos removal and related work and shall be familiar with and shall enforce the use of all safety procedures and equipment. He or she shall be knowledgeable of all EPA, OSHA, and NIOSH requirements and guidelines.

In addition to the Superintendent (an/or Competent person), the Contractor shall furnish one or more foremen who are familiar and experienced with asbestos removal and its related work, safety procedures, and equipment. If the Superintendent is not present, then the foremen shall be a Competent person.

- A. It shall be a requirement of this Contract that the Superintendent and/or one or more of the Contractor's foremen be inside the Work area at all times while work is in progress.
- B. It is the intent of these Specifications that all phases of the Work shall be executed by skilled craftsmen experienced or receiving training by on-site experienced personnel in each respective trade.
- C. The Competent person on-site must be able to clearly communicate in a manner so that the Owner's Consultant and Owner can clearly understand.

## **PART 2 - MATERIAL AND EQUIPMENT**

### **2.1 MATERIALS:**

See Section 02071HM, Part 2.1, for Materials.

### **2.2 TOOLS AND EQUIPMENT:**

- A. For materials, as referenced in 1.1, Scope above, containing 1 % or greater asbestos, Section 02071HM.2.2 applies.

B. For materials, as referenced in 1.1, Scope above, containing less than 1%, Section 02071HM, Part 2.2, Materials, applies but modified in the following particulars only.

**C. Pressure recorder:**

1. If asbestos content of material as referenced in is less than 1%, only visible signs of negative air will be required.
2. Asbestos content of Drywall systems will not be considered; Only asbestos content of spackling will be used in determining whether a pressure recorder will be used.

## **PART 3 - EXECUTION**

### **3.1 PREPARATION:**

A. For materials, as referenced in 1.1, Scope above, containing 1% or greater asbestos, Section 02071HM.3.1 applies.

B. For materials, as referenced in 1.1, Scope above, containing less than 1%, Section 02071HM, Part 3.1, Preparation, applies but modified in the following particulars only.

**C. Prepare work area:**

1. Cover floor surfaces with plastic sheeting sealed with tape. Use a minimum of 2 layers of 6-mil plastic on floors. The second layer of floor sheeting may be black or dark in color. If floor coverings are scheduled for removal per plans and/or scope of work, floor plastic is not placed until after floor coverings are removed, which occur during asbestos removal activities, paragraph 3.2.
2. Cover non-impacted walls with a single layer of 6-mil plastic.
3. Cover all criticals (doors, windows, vents, etc.) with 2 layers of 6-mil plastic affixed with sufficient tape to prevent air intrusion.
4. If ceiling is constructed of those materials listed herein and is to be removed, Contractor will prep above the ceiling to such an extent as to maintain sufficient negative pressure within the Work area upon its removal. If a grid type drop ceiling exists, cover ceiling with 1 layer of 6-mil plastic.
5. Seal any openings (i.e., pipe penetrations, etc.) on opposing wall if it is to remain. Seal such openings with tape and 2 layers of 6-mil plastic.

#### **D. Decontamination Facilities:**

1. The decontamination enclosure facility will be constructed of two totally enclosed chambers as follows:
  - a. An equipment room, constituting an air lock, with an access doorway to a designated area of the Work area and an access doorway to the shower area.
  - b. A washroom, constituting an air lock, with an access doorway to the equipment room and an access doorway to an uncontaminated area.
  - c. All floors of the decontamination chamber will be covered with 2 layers of 6-mil plastic. Flooring plastic will extend up 12 inches along the decontamination walls. Flooring will be seamless in its application.
2. All decontamination systems or entry/exit system air locks will be constructed using Z-flap design incorporating 2 layers of 6-mil plastic with the flaps extending the full height and width of the entrance space.
3. Ensure that a water source within the shower room is available for wet wiping of all exposed extremities and respirator prior to exiting the decontamination facility. All protective gear will be removed and be disposed of in the equipment room prior to entering the shower room.

#### **3.2 ASBESTOS REMOVAL:**

- A. For materials, as referenced in 1.1, Scope above, containing 1% or greater asbestos, Section 02071HM, Part 3.2 applies.
- B. For materials, as referenced in 1.1, Scope above, containing less than 1%, Section 02071HM, Part 3.2, Asbestos Removal, applies but modified in the following particulars only.
  1. If material content is less than 1% asbestos; reduced pressure within the Work area shall be maintained by HEPA-filtered air filtration units.

#### **3.3 CLEANUP AND AIR MONITORING:**

Employ the following procedures in cleaning up the Work area:

- A. For materials, as referenced in 1.1, Scope above, containing 1% or greater asbestos, Section 02071HM, Part 3.3 applies.
- B. For materials, as referenced in 1.1, Scope above, containing less than 1%, Section 02071HM, Part 3.3, Cleanup and Air monitoring, applies but modified in the following particulars only.

- C. Wet clean all surfaces and remove all visible accumulation of asbestos containing material from the Work area including the top layer of plastic if not previously removed. Prepare the Work area for the initial air test which will be performed after a visual inspection.
- D. Following the required removal and a successful visual inspection, an initial PCM Clearance Testing NIOSH 7400 Method (less than .01 fibers per cubic centimeter (f/cc)) will be performed.
- E. After successful completion of the initial air test and before the last layer of the plastic sheeting is removed, apply one coat of an asbestos encapsulant sealer following manufacturer's recommendations for application. The encapsulant sealer shall be compatible with any material to be reapplied to the surface.
- F. After a 24-hour period, wet clean or HEPA vacuum all surfaces within the Work area. Once this cleaning operation is complete, visually inspect the Work area to ensure that it is free of contamination.
- G. Owner's consultant will conduct a thorough visual inspection prior to setting air pumps. Upon successful completion of the visual inspection and Owner's consultant's determination that all surfaces in the Work area are dry and free of contamination, the final air clearance test will be conducted.
- H. The final air clearance test will consist of PCM Testing NIOSH using the 7400 Method (less than 0.01 f/cc).
- I. Additional testing required after the one initial test and one final test will be the responsibility of the Contractor. In the event of additional testing, the Contractor may reimburse Owner, or reduce the Contract amount by change order. It is the Owner's intent to have, at no charge to the Contractor, one initial test and one final test performed in each area. A test may consist of one sample or a series of samples performed at the same time.

### **3.4 DISPOSAL OF ASBESTOS-CONTAINING MATERIALS AND ASBESTOS-CONTAMINATED WASTE:**

- A. For materials, as referenced in 1.1, Scope above, containing 1% or greater asbestos, Section 02071HM.3.4 applies.
- B. For materials, as referenced in 1.1, Scope above, containing less than 1%, Section 02071HM, Part 3.4, Disposal of Asbestos-Containing Materials and Asbestos Contaminated Waste, applies but modified in the following particulars only.

#### **1. Asbestos materials:**

- a. For those materials containing less than 1% asbestos; material shall be placed in 6-mil unlabeled bags and sealed with duct tape. Generator labels will be affixed to bags according to Cal-OSHA regulations. Bagged material will be decontaminated according to Section 2071.

2. **Asbestos waste:**

- a. Bagged material may be disposed of in accordance with Federal, State, and Local regulations (i.e., non-hazardous waste).

3.5 **REESTABLISHMENT OF OBJECTS AND SYSTEMS:**

See Section 02071HM, Part 3.5, for reestablishment of object and systems.

END OF SECTION

**SECTION 02076AHM**  
**ASBESTOS REMOVAL**  
**STUCCO**

**PART 1 - GENERAL**

**1.1 SCOPE:**

This Specification covers the abatement of asbestos-containing interior or exterior stuccos from the following locations:

As described in Section 01010HM, Scope of Work.

**1.2 DESCRIPTION OF WORK:**

A. **General:** The Work specified herein shall be the removal of asbestos-containing material by persons knowledgeable, qualified, and trained in the removal, treatment, handling, and disposal of asbestos-containing material, and the subsequent cleaning of the affected environment, and who comply with Federal, State, and Local regulations which mandate work practices, and who are capable of performing the Work of this Contract.

B. **Contract Fulfillment:** The Contractor shall supply all labor, materials, equipment, services, insurance, and incidentals which are necessary or required to perform the Work in accordance with applicable governmental regulations and these Specifications.

C. **Related Work Specified Elsewhere:**

Section 02071HM, Asbestos Removal and Section 01010HM, Scope of Work.

**1.3 TERMINOLOGY:**

The following terms used in these Specifications are defined in Section 02071HM, Part 1.3.

**1.4 APPLICABLE DOCUMENTS:**

See Section 02071HM, Part 1.4 for Applicable Documents.

**1.5 SUBMITTALS AND NOTICES:**

See Section 02071HM, Part 1.5 for Submittals and Notices.



## 1.6 PERSONAL PROTECTION AND SAFETY:

- A. For materials, as referenced in 1.1, Scope above, containing one percent or greater asbestos, Section 02071HM.1.6 applies.
- B. For materials, as referenced in 1.1, Scope above, containing less than one percent, Section 02071HM, Part 1.6 shall be replaced with the following corresponding Part 1.6 subsections listed below.

### C. **Respiratory protection requirements (asbestos content less than 1%):**

- 1. All activities may be performed wearing a half facepiece, negative pressure respirator. If it becomes necessary to use PAPR respiratory protection, the respiratory protection requirements of Section 02071HM, Part 1.6.C shall govern.

### D. **Worker protection procedures:**

- 1. **General:** the Contractor shall provide Adequate shower facilities. An employee leaving the Work area shall follow all decontamination procedures necessary or as described herein.
- 2. **Posted Procedures:** Provide and post, in the Equipment Room and the Clean Room, the decontamination and work procedures to be followed by workers and authorized visitors as described in these Specifications.
- 3. **Entering the Work Area:** All workers and authorized visitors shall don 2 sets of protective suits prior to entering the work area.
- 4. **Personnel Exiting the Work Area:** All workers and authorized visitors shall, each time they leave the Work area; remove gross contamination from protective clothing and equipment, HEPA vacuum clothing and equipment, and remove the outer protective suit and place it within a waste bag located within the work area. All workers and authorized visitors shall then proceed immediately to the equipment room and remove the second suit and place within a waste bag located within the equipment room. All workers and authorized visitors shall then proceed to the shower room and wet wipe all exposed extremities and equipment surfaces. After wet wiping all exposed body and equipment surfaces, workers and/or visitors may then proceed through the exit to the uncontaminated area.
- 5. **Equipment removal procedures:** Clean surfaces of contaminated containers and equipment thoroughly by wet sponging or wiping before moving such items into the equipment decontamination enclosure system washroom or through the shower for final cleaning and removal to uncontaminated areas.
  - a. Contaminated work footwear shall be stored in the Equipment Room when not in use in the Work area. Upon completion of asbestos abatement, dispose of footwear as contaminated waste.
  - b. Workers removing waste containers from the equipment decontamination enclosure shall enter the holding area from outside wearing a respirator and dressed in clean disposable coveralls. No worker shall use this system as a means to leave or enter the washroom or the Work area.

6. **Waste removal:** Workers loading waste containers from the Work area which are not directly placed in the waste bin or enclosure shall wear a respirator and be dressed in clean disposable coveralls.
7. **Safety Issues:** See Section 02071HM, Part 1.6.D.5.

## **1.7 SUPERINTENDENT FOREMAN CRAFTSMAN:**

The Contractor shall have a Project Superintendent (and/or Competent person) present at all times while work on this Contract is in progress.

The Project Superintendent (and/or Competent person) shall be thoroughly familiar and experienced with asbestos removal and related work and shall be familiar with and shall enforce the use of all safety procedures and equipment. He or she shall be knowledgeable of all EPA, OSHA, and NIOSH requirements and guidelines.

In addition to the Superintendent (an/or Competent person), the Contractor shall furnish one or more foremen who are familiar and experienced with asbestos removal and its related work, safety procedures, and equipment. If the Superintendent is not present, then the foremen shall be a Competent person.

- A. It shall be a requirement of this Contract that the Superintendent and/or one or more of the Contractor's foremen be inside the Work area at all times while work is in progress.
- B. It is the intent of these Specifications that all phases of the Work shall be executed by skilled craftsmen experienced or receiving training by on-site experienced personnel in each respective trade.
- C. The Competent person on-site must be able to clearly communicate in a manner so that the Owner's Consultant and Owner can clearly understand.

## **PART 2 - MATERIAL AND EQUIPMENT**

### **2.1 MATERIALS:**

See Section 02071HM, Part 2.1, for Materials.

### **2.2 TOOLS AND EQUIPMENT:**

- A. For materials, as referenced in 1.1, Scope above, containing one percent or greater asbestos, Section 02071HM, Part 2.2 applies.
- B. For materials, as referenced in 1.1, Scope above, containing less than one percent, Section 02071HM, Part 2.2, Materials, applies but modified in the following particulars only.

- C. **Pressure recorder:** If asbestos content of material as referenced is less than 1%, only visible signs of negative air will be required.

## **PART 3 - EXECUTION**

### **3.1 PREPARATION:**

- A. For materials, as referenced in 1.1, Scope above, containing one percent or greater asbestos, Section 02071HM, Part 3.1 applies.
- B. For materials, as referenced in 1.1, Scope above, containing less than one percent, Section 02071HM, Part 3.1, Preparation, applies but modified in the following particulars only.

C. **Prepare work area:**

1. Cover floor surfaces with plastic sheeting sealed with tape. Use a minimum of two layers of 6-mil plastic on floors. The second layer of floor sheeting may be black or dark in color. If floor coverings are scheduled for removal per plans and/or scope of work, floor plastic is not placed until after floor coverings are removed, which occur during asbestos removal activities, paragraph 3.2.
2. Cover non-impacted walls with a single layer of 6-mil plastic.
3. Cover all criticals (doors, windows, vents, etc.) with 2 layers of 6-mil plastic affixed with sufficient tape to prevent air intrusion.
4. If ceiling is constructed of those materials listed herein and is to be removed, Contractor will prep above the ceiling to such an extent as to maintain sufficient negative pressure within the Work area upon its removal. If a grid type drop ceiling exists, cover ceiling with 1 layer of 6-mil plastic.
5. Seal any openings (i.e., pipe penetrations, etc.) on opposing wall if it is to remain. Seal such openings with tape and 2 layers of 6-mil plastic.

D. **Decontamination Facilities:**

1. The decontamination enclosure facility will be constructed of two totally enclosed chambers as follows:
  - a. An equipment room, constituting an air lock, with an access doorway to a designated area of the Work area and an access doorway to the shower area.
  - b. A washroom, constituting an air lock, with an access doorway to the equipment room and an access doorway to an uncontaminated area.
  - c. All floors of the decontamination chamber will be covered with 2 layers of 6-mil plastic. Flooring plastic will extend up 12 inches along the decontamination walls. Flooring will be seamless in its application.

2. All decontamination systems or entry/exit system air locks will be constructed using Z-flap design incorporating 2 layers of 6-mil plastic with the flaps extending the full height and width of the entrance space.
3. Ensure that a water source within the shower room is available for wet wiping of all exposed extremities and respirator prior to exiting the decontamination facility. All protective gear will be removed and be disposed of in the equipment room prior to entering the shower room.

### **3.2 ASBESTOS REMOVAL:**

- A. For materials, as referenced in 1.1, Scope above, containing one percent or greater asbestos, Section 02071HM.3.2 applies.
- B. For materials, as referenced in 1.1, Scope above, containing less than one percent, Section 02071HM, Part 3.2, Asbestos Removal, applies but modified in the following particulars only.
  1. If material content is less than 1% asbestos; reduced pressure within the Work area shall be maintained by HEPA-filtered air filtration units.

### **3.3 CLEANUP AND AIR MONITORING:**

Employ the following procedures in cleaning up the Work area:

- A. For materials, as referenced in 1.1, Scope above, containing one percent or greater asbestos, Section 02071HM.3.3 applies.
- B. For materials, as referenced in 1.1, Scope above, containing less than one percent, Section 02071HM, Part 3.3, Cleanup and Air monitoring, applies but modified in the following particulars only.
- C. Wet clean all surfaces and remove all visible accumulation of asbestos containing material from the Work area including the top layer of plastic if not previously removed. Prepare the Work area for the initial air test which will be performed after a visual inspection.
- D. Following the required removal and a successful visual inspection, an initial PCM Clearance Testing NIOSH 7400 Method (less than .01 fibers per cubic centimeter (f/cc)) will be performed.

- E. After successful completion of the initial air test and before the last layer of the plastic sheeting is removed, apply one coat of an asbestos encapsulant sealer following manufacturer's recommendations for application. The encapsulant sealer shall be compatible with any material to be reapplied to the surface.
- F. After a 24-hour period, wet clean or HEPA vacuum all surfaces within the Work area. Once this cleaning operation is complete, visually inspect the Work area to ensure that it is free of contamination.
- G. Owner's consultant will conduct a thorough visual inspection prior to setting air pumps. Upon successful completion of the visual inspection and Owner's consultant's determination that all surfaces in the Work area are dry and free of contamination, the final air clearance test will be conducted.
- H. The final air clearance test will consist of PCM Testing NIOSH using the 7400 Method (less than 0.01 f/cc).
- I. Additional testing required after the one initial test and one final test will be the responsibility of the Contractor. In the event of additional testing, the Contractor may reimburse Owner, or reduce the Contract amount by change order. It is the Owner's intent to have, at no charge to the Contractor, one initial test and one final test performed in each area. A test may consist of one sample or a series of samples performed at the same time.

### **3.4 DISPOSAL OF ASBESTOS-CONTAINING MATERIALS AND ASBESTOS-CONTAMINATED WASTE:**

- A. For materials, as referenced in 1.1, Scope above, containing one percent or greater asbestos, Section 02071HM.3.4 applies.
- B. For materials, as referenced in 1.1, Scope above, containing less than one percent, Section 02071HM, Part 3.4, Disposal of Asbestos-Containing Materials and Asbestos Contaminated Waste, applies but modified in the following particulars only.
  - 1. **Asbestos materials:**
    - a. For those materials containing less than 1% asbestos; material shall be placed in 6-mil unlabeled bags and sealed with duct tape. Generator labels will be affixed to bags according to Cal-OSHA regulations. Bagged material will be decontaminated according to Section 2071.
  - 2. **Asbestos waste:**
    - a. Bagged material may be disposed of in accordance with Federal, State, and Local regulations (i.e., non-hazardous waste)

**3.5 REESTABLISHMENT OF OBJECTS AND SYSTEMS:**

See Section 02071HM, Part 3.5, for reestablishment of object and systems.

END OF SECTION

## SECTION 02092HM

### LBP, LEAD CONTAINING MATERIALS REMOVAL (Abrasive, Ceramic Tile)

#### PART 1 - GENERAL

##### 1.1 SCOPE:

This Specification covers the abatement of materials containing lead-based paint as described in Section 01010HM, Scope of Work.

##### 1.2 DESCRIPTION OF WORK:

- A. **General:** The Work specified herein shall be the removal of lead-containing materials and lead dust environments by persons knowledgeable, qualified, and trained in the removal, treatment, handling, and disposal of lead-based paint and lead containing materials, and the subsequent cleaning of the affected environment, and who comply with Federal, State, and Local regulations and guidelines which mandate work practices, and who are capable of performing the Work of this Contract.
- B. **Contract Fulfillment:** The Contractor shall supply all labor, materials, equipment, services, insurance, and incidentals which are necessary or required to perform the Work in accordance with applicable governmental regulations and guidelines and these Specifications.

##### 1.3 TERMINOLOGY:

The following terms used in these Specifications are defined as listed below:

- A. **Abatement:** Any measure designed to permanently eliminate lead-based paint hazards in accordance with standard established by EPA Administrator pursuant to Title IV of the Toxic Substances Control Act (TSCA).
- B. **Abatement Area:** The exterior of the building or an area isolated from the building interior by containment.
- C. **Accessible Surface:** Any surface, which is below 5 feet in height from the floor or ground or is exposed in such a way that a child could come in contact with the surface.
- D. **Access Doorway:** A device to allow ingress and egress from one room or area to another while permitting minimal air movement between the rooms, typically constructed by placing two or three overlapping sheets of plastic over an existing or temporarily framed doorway, securing each along the top of the doorway, securing the vertical edge of one sheet along one vertical side of the doorway, and securing the vertical edge of the other sheet along the opposite vertical side of the doorway; or by using a rigid gasketed door and HEPA filter vents.

- E. **Action Level:** An exposure of airborne concentrations of lead dust particulates in excess of thirty micrograms per cubic meter ( $30 \mu\text{g}/\text{m}^3$ ) of air calculated as an 8 hour time weighted average (TWA).
- F. **Air Filtration Equipment:** A portable local filtration system equipped with HEPA filtration and capable of maintaining a constant, low velocity flow to filter and trap contamination out of the air within the work area and then circulate or exhaust the filtered air to uncontaminated areas. This equipment is also used to establish a reduced pressure within the work area.
- G. **Air Monitoring:** The process of measuring the lead content of a specific volume of air in a stated period of time.
- H. **Air Sampling Professional:** The professional contracted or employed to supervise air monitoring and analysis schemes. This individual is also responsible for recognition of technical deficiencies in Worker protection equipment and procedures during both planning and on-site phases of an abatement project. This individual shall be certified in the comprehensive practice of air sampling for lead by Department of Health Services (DHS) as a Lead Project Monitor or Lead Supervisor.
- I. **Air Lock:** A system for permitting ingress and egress with minimum air movement between a contaminated area and an uncontaminated area, consisting of dual or triple curtained doorways or rigid gasketed doors separated by a dead air space of four feet.
- J. **Authorized Person or Visitor:** The building owners, his or her authorized representative, or any representative of a regulatory or other agency having jurisdiction over the Project.
- K. **Biological Monitoring:** The analysis of a person's blood to determine the level of lead contamination in the body. Biological monitoring for lead hazard reduction work includes blood sampling and analysis for lead and zinc protoporphyrin levels.
- L. **Certified Industrial Hygienist:** A person certified by American Board of Industrial Hygienist and who has at least four years experience and a graduate degree or five years experience; and who has passed a two-day examination offered by the board (see also industrial hygienist).
- M. **Clean Room:** An uncontaminated area or room which is a part of the Work decontamination facility with provisions for storage of worker's street clothes and protective equipment.
- N. **Clearance Testing:** Post abatement procedure as required by DHS. A clearance inspection must be conducted after abatement is completed. Only a DHS certified lead inspector/assessor or a Project Monitor may conduct a clearance inspection.
- O. **Code Enforcement Agency:** The State Lead Poisoning Prevention Program or its agent, or the local board of health or other agency responsible for enforcing the State Sanitary Code or Sections thereof.
- P. **Commissioner:** The commissioner of Public Health.



- Q. **Common Area:** A room or area that is accessible to more than one tenant in a building (e.g., common hallways, stairwells, laundry rooms).
- R. **Containment:** A process for protecting other workers, residents, and the environment by isolating areas from exposures to lead dust and debris created during abatement in a work area.
- S. **Curtained Doorway:** A device to allow ingress and egress from one room to another while permitting minimal air movement between the rooms, typically constructed by placing two overlapping sheets of plastic over an existing or temporarily framed doorway, securing each along the top of the doorway, securing the vertical edge of one sheet along one vertical side of the doorway, and securing the vertical edge of the other sheet along the opposite vertical side of the doorway (referred to as Z-fold design).
- T. **Decontamination Facility:** A series of connected rooms, with curtained doorways between any two adjacent rooms for the decontamination of workers and of materials and equipment. A decontamination enclosure system always contains at least one airlock.
- U. **Defective surface:** Peeling, flaking, chalking, scaling, or chipping paint; or, paint over crumbling, cracking, or falling plaster, or plaster with holes in it; paint over a defective or deteriorating substrate; paint that is separating from the substrate; and paint that is damaged in any manner such that a child could be exposed to the paint from the damaged area.
- V. **Employee:** Any person employed or hired by an employer in any lawful employment.
- W. **Employer:** Any person, firm, corporation, partnership, association, or other entity engaged in a business or providing services, including the State and any of its political subdivisions, or any person acting in the direct interest of any of the foregoing in relation to any employee or place of employment.
- X. **Encapsulant (sealant):** A liquid material which can be applied to lead containing material and which controls the possible release of lead from the material either by creating a membrane over the surface (bridging encapsulant) or by penetrating into the material and binding its components together (penetrating encapsulant).
- Y. **Encapsulation:** Procedures necessary to apply an encapsulant to lead containing building materials to control the possible release of lead dust particulates or entrained material into the ambient air.
- Z. **Enclosure:** Procedures necessary to enclose completely lead containing material behind airtight, impermeable, permanent barriers.
- AA. **Entity:** Any person, partnership, firm, association, corporation, sole proprietorship, or any other business concern, state or local government agency or political subdivision or authority thereof, or any religious, social, or union organization, whether operated for profit or otherwise.

- BB. **Equipment Room:** A contaminated area or room, which is part of the Worker decontamination enclosure with provisions for storage of contaminated clothing and equipment.
- CC. **Equipment Decontamination Facility:** That portion of a decontamination facility designed for controlled transfer of materials and equipment, typically consisting of a washroom and a holding area.
- DD. **Equipment Room:** A contaminated area or room which is part of the worker decontamination facility with provisions for storage of contaminated clothing and equipment.
- EE. **Fixed Object:** A unit of equipment or furniture in the Work area which cannot be removed from the Work area.
- FF. **General Trades Contractor:** Shall refer to the contractor responsible for coordination of all filed sub-bids and general construction.
- GG. **Hazardous Level of Lead for Waste Disposal:** 5.0 parts per million (ppm) as defined by RCRA Toxicity Characteristic Leachate Procedure (TLCP) or other requirements set by local or state authorities.
- HH. **High Phosphate Detergent:** Detergent that contains at least five percent (5%) tri-sodium phosphate (TSP) or other equally effective cleaning agent.
- II. **HEPA Filter:** A high efficiency particulate air (HEPA) filter capable of trapping and retaining 99.97 percent of particles greater than 0.3 micrometers in mass median aerodynamic equivalent diameter.
- JJ. **HEPA Vacuum Equipment:** Vacuuming equipment with a HEPA filter system.
- KK. **Holding Area:** A chamber in the equipment decontamination facility located between the washroom and an uncontaminated area. The holding area comprises an airlock.
- LL. **Intact Surface:** A defect-free surface with no loose, peeling, chipping, or flaking paint. Painted surfaces must be free from crumbling, cracking, falling plaster, and must not have holes in them. Intact surfaces are not damaged in any way.
- MM. **Log Book:** A notebook or other book containing essential project data and daily project information and a daily project diary. This book is kept on the Project site at all times.
- NN. **Lead-based:** Refers to paints, glazes, and other surface coverings containing a toxic level of lead.
- OO. **Lead-Containing:** Refers to Paints, glazes, and other surface covering containing a detectable level of lead.
- PP. **Mini-Enclosure:** A method with limited applications for removing small amounts of lead-based paint material typical for small-scale, short duration type projects.

- QQ. **Movable Object:** A unit of equipment or furniture in the Work area that can be removed from the Work area.
- RR. **Negative Air Pressure Equipment:** A portable local exhaust system equipped with HEPA filtration and capable of maintaining a constant, low velocity air flow into contaminated areas from adjacent uncontaminated areas.
- SS. **Paint Removal:** All herein specified procedures necessary to remove or strip lead-based paint from the surfaces of components and to dispose of these materials at an acceptable site. Removal may consist of off-site or on-site paint removal as specified.
- TT. **Permissible Exposure Limit:** An airborne lead concentration of fifty micrograms per cubic meter of air ( $50 \mu\text{g}/\text{m}^3$ ) or greater, averaged over an 8 hour period.
- UU. **Personal Monitoring:** Sampling of lead fiber concentrations within the breathing zone of a lead Worker.
- VV. **Plasticize:** To cover floor and walls with plastic sheeting as herein specified.
- WW. **Qualified Abatement Subcontractor:** A sub-contractor capable of providing a properly trained and equipped work force for abatement work. All employees to perform abatement activities shall have successfully completed a minimum of 24 hours of training in the potential hazards of abating lead-based paint. Abatement contractors must possess the appropriate license or certification from the state or local government.
- XX. **Removal:** A strategy of abatement, which entails the removal of components, such as windows, doors, and trim that contain toxic levels of lead such that new components that are lead free may be installed.
- YY. **Replacement:** A method of abatement that involves removing components that have lead-based paint surfaces and installing new components free of lead-based paint.
- ZZ. **Shower Room:** A room or area in the worker decontamination unit facility with hot and cold or warm running water and suitably arranged for complete showering during decontamination. An alternate site away from the decontamination facility may be used as approved by the Owner's consultant.
- AAA. **Subcontractor:** Shall refer to the Abatement Contractor.
- BBB. **Surfactant:** A chemical wetting agent added to water to improve penetration.
- CCC. **Toxic Characteristic Leachate Procedure (TCLP):** EPA required sample preparation for determine the hazard characteristic of a waste generated at a lead abatement site.
- DDD. **Toxic Level of Lead in Surface Coatings:** 1.0 milligrams or more per square centimeter ( $\text{mg}/\text{cm}^2$ ) ( $0.7 \text{ mg}/\text{cm}^2$  in Los Angeles County) by XRF methods or  $5,000 \mu\text{g}/\text{g}$  (0.5%) by laboratory testing, as defined in HUD Regulation and Lead-Base Paint Poisoning Prevention Act.

- EEE. **Washroom:** An area between the Work area and the holding area in the equipment decontamination area.
- FFF. **Wet Cleaning:** The process of eliminating lead-based paint contamination from building surfaces and objects by using cloths, mops, or other cleaning tools that have been dampened with water, and by afterwards disposing of these cleaning tools as lead contaminated waste.
- GGG. **Wet Wall:** Shall refer to walls which contain plumbing fixtures and/or pipes, including both supply and sanitary lines.
- HHH. **Wipe Sampling:** The process of collecting and analyzing lead material from a specific surface area to determine residual lead levels.
- III. **Work Area:** Designated rooms, spaces, or areas of the Project in which lead-based paint abatement actions are to be undertaken or which may become contaminated as a result of such abatement actions. A contained work area is a work area that has been sealed, plasticized, and equipped with a decontamination enclosure system. A non-contained work area is an isolated or controlled-access work area that has not been plasticized nor equipped with a decontamination enclosure system.
- JJJ. **Worker Decontamination Facility:** That portion of a decontamination facility designed for controlled passage of workers, and other personnel and authorized visitors, typically consisting of a clean room, a shower room, and an equipment room.

**1.4 APPLICABLE DOCUMENTS:**

The current issue of each document shall govern. Where conflict among requirements or with these Specifications exists, the more stringent requirements shall apply.

A. **Regulations:** Comply with all codes, regulations, and references applicable to lead abatement work include but are not limited to the following:

1. All Federal, State, Local, and South Coast Air Quality Management District regulations.
2. American National Standards Institute (ANSI) publications;
  - Z9.2-79                      Fundamentals Governing the Design and Operation of Local Exhaust Systems
  - Z87.1-79                    Occupational and Educational Eye and Face Protection
  - Z88.2-80                    Practices for Respiratory Protection
  - Z89.1-81                    Requirements for Protective Headgear for Industrial Workers
  - Z41-83                      Personal Protection - Protective Footwear

- Z88.6-84            Respiratory Protection Respiratory use Physical Qualifications  
for Personnel
3. American Society for Testing and Materials (ASTM) publications;
- D1 331-56            Surface and Interfacial Tensions of Solutions of Surface Active  
Agents.
4. Code of Federal Regulations (CFR);
- 29 CFR 1910            General Industry Standard
- 29 CFR 1910.1025        Lead Standard for General Industry
- 29 CFR 1910.134        Respiratory Protection
- 29 CFR 1910.1200       Hazard Communication
- 29 CFR 1910.245        Specifications for Accident Prevention (Signs and  
Tags)
- 29 CFR 1926            Construction Industry Standards
- 29 CFR 1926.62         Construction Industry Lead Standard
5. Code of Federal Regulations (CFR) (cont'd);
- 40 CFR Part 261        United States Environmental Protection Agency  
Regulations
- 40 CFR Part 745        Residential Property Renovation
- 24 CFR Parts 35-37     HUD Lead-Based Paint Regulations.
6. Compressed Gas Association, Inc.
- G-7.1                  Commodity Specification for Air
7. National Fire Protection Association (NFPA)
- No. 70.                  National Electrical Code
8. UL 586-77 (R1 982) Test Performance of High Efficiency Particulate Air Filter  
Units (June 10, 1977, 5th Ed.; Rev. March 12, 1982)
9. National Institute for Occupation Safety and Health (NIOSH)
- N31, 3rd. Ed., Vol. 1, Manual of Analytical Methods, Method 7082.
10. Environmental Protection Agency Documents:

EPA 530-SW-85-007	Lead Waste Management Guidance, May 1985
EPA 560/5-85-024	Guidance for Controlling Lead-Base Paint in Buildings, June 1985
EPA 600/4-85-049	Measuring Airborne Lead Following and Abatement Action, November 1985
EPA 560 OPTS-86.001	A Guide to Respiratory Protection for the Lead Abatement Industry, April 1986

11. California Administrative Code (CAQ):

Title 8, Article 2.5, Sections 341.6 - 341.14, Registration Lead-Related work

Title 8, Section 5216, General Industry Safety Orders, Lead Regulations

Title 8, Section 1532.1, Cal/OSHA Construction Safety Orders, Lead

Title 8, Section 3203, Cal/OSHA Injury and Illness Prevention Program

Title 17, Division 1, Chapter 8, Accreditation, Certification, and Work Practices for Lead-Based Paint and Lead Hazards

12. California Administrative Code (CAQ) (cont'd):

Title 22, Division 4, Minimum Standards for Management of

Chapter 30 Hazardous and Extremely Hazardous Waste

13. South Coast Air Quality Management District Regulations

Rule 1420, Emissions Standard for Lead

14. Los Angeles County Code

Title 11, Health and Safety, Chapter 11.28, Lead Hazards

Title 12, Environmental Protection

**1.5 SUBMITTALS AND NOTICES:**

Prior to commencement of work and/or within the time-frames specified below:

A. **General:** Requirements are as set forth in the General Conditions and Supplementary Conditions for items required to be submitted under this section.

B. **Product data:** Shall include manufacturer's product data, specifications, samples and application instructions and other pertinent information as necessary.

- C. **Alternatives:** Product substitution submittal shall be in accordance with the General Conditions and Supplementary Conditions.
- D. **Procedure Plans and Shop Drawings:** Submit to the Owner's consultant Procedure Plans and Shop Drawings and ensure that they are in compliance with this Specification and applicable regulations. Shop Drawings will include: construction of decontamination enclosure systems and/or facilities; isolation of the Work areas; placement of negative air machines and their exhaust, emergency exits, and placements of fire extinguishers and first aid kits.
1. Personnel monitoring procedures in accordance with T8 CCR 1532.1
  2. Phasing of abatement work indicating daily roster of workers for each phase.
  3. Security system warning signs locations in accordance with 29 CFR 1910.245, and T8 CCR 1532.1.
  4. Detailed plans for decontamination facilities, toilets, and systems providing inter-room and work area to outside communication showing connections to existing building.
  5. Standard procedures for protecting workers, visitors, and employees and protection of spaces outside work area from contamination.
  6. Engineering systems exposure control indicating number, location, and capacity of supply and exhaust systems, the expected direction of flow, and the range of expected negative air pressure in each area.
- E. **Qualifications:** Within 10 days from Notice to Proceed, submit the following documents:
1. **License:** Submit copy of current contractor license from the California Contractors State License Board.
  2. **Personnel Training-Superintendent and Foreman:** Submit copy of certificates of completion from a training course in lead abatement project supervision offered by a California accredited educational institution, and a copy of certification from California Department of Public Health (CDPH) as a lead supervisor. Copies of these documents shall be maintained in the Project Logbook. Substitutions may be made by written notice to Owner's consultant.
  3. **Personnel Training-Workers:** Submit copy of certificates of completion from a training course in lead abatement project supervision offered by a California accredited educational institution, and a copy of certification from California Department of Public Health (CDPH) as a lead worker. Copies of these documents shall be maintained in the Project Logbook. Substitutions may be made by written notice to Owner's consultant.
  4. **Personal Protection and Exposure Understanding:** Submit documentation to the Owner's consultant indicating that each employee has had instruction on the

hazards of lead exposure, on use and fitting of respirator, on protective dress, on use of showers, on entry and exit from work areas, and on all aspects of work procedures and protective measures and understands this instruction.

5. **Respirators:** Submit a written standard operating procedure governing selection, fit-testing, and use of respirators in accordance with 29 CFR 1910, Subpart 1, 29 CFR 1926.1101, CGAI Standard G7.1, ANSI Z88.2, and Z88.6. Also submit manufacturer's certification that the respirators to be used in this project comply with these regulatory requirements.
6. **Medical Examination:** Submit proof that personnel who will be entering contaminated areas have had medical examinations, and furnish the results of said exam to Owner's consultant. Comply with 29 CFR 1910.20 for access to employee exposure and medical records.
  - a. **Exam and History:** Before exposure to lead, provide each employee with a comprehensive medical exam meeting the general definition outlined in California Administration Code Title 8, CCR. No employee shall be allowed to enter the Work Area without having first provided a copy of his or her Medical History to the Owner's Representative.
  - b. **Employee Roster:** Submit an employee roster to Owner's consultant for each Work shift and confirm in writing within 24 hours of commencement of shift. The roster will consist of a list of employees who have received training and medical examinations per paragraphs Part 1.5, E.2, E.3, E.5, and E.6 of this section. A copy of this list is to be maintained in the Project Logbook.

**F. Notifications, Permits, Communications and Postings.**

1. **Submit copies of notifications to all appropriate Government agencies, including the following:**
  - a. CAL-OSHA (310) 949-7827 Notification shall be in accordance with the Section 341.9 of Title 8 of California Administrative Code.
  - b. California Department of Public Health, Childhood Lead Poisoning Prevention Branch (if applicable - 5 days prior to work).
  - c. Copies of Government agency correspondence shall be included in the submittals.
  - d. Where local police and fire departments have jurisdiction, secure approval of the proposed security and safety plans for the work prior to submittal to Owner's Representative. Contact both departments for the requirements of the approval process.
2. **Proof of Permits, Site Requirements, and Disposal of Waste:** Submit proof satisfactory to the Owner's consultant that all required testing, permits, site location, and arrangements for transport and disposal of lead-coated or contaminated materials, supplies, and the like have been obtained.



3. **Safety Compliance:** In addition to detailed requirements of this Specification, comply with laws, ordinances, rules, and regulations of federal, state, regional, local authorities, and of Owners regarding handling, storing, transporting, and disposing of lead waste materials. Comply with applicable requirements of the current issue of 29 CFR 1910. 29 CFR 1926.62, and 40 CFR 261, 40 CFR. Parts 35, 36, 37, and CAC Section 5208. Submit matters of interpretation of standards to the appropriate administrative agency for resolution before starting Work. Where requirements of this Specification and reference documents vary, the most stringent requirement shall apply.
4. **Availability of Regulatory References:** Contractor shall have at least one copy each of 29 CFR 1910; 29 CFR 1910.134; 29 CFR 1926; 40 CFR Part 261; and CAC, Title 8, Section 5208, at his or her office and also at the job site.
5. **Posting of Caution Signs:** Before the commencement of any Work at the site, post bilingual EPA and CAL-OSHA caution signs in and around the Work Area to comply with EPA and OSHA regulations.
6. **Submit Training and Certifications:** All lead workers assigned to this project must be accredited as a Lead Worker under the California Department of Public Health (CDPH). At least one employee on each shift shall be currently accredited as a Supervisor and shall have successfully completed in the last 12 months a course of instruction meeting the requirement for "Competent Person." At least one employee on each shift shall be currently accredited in accordance to the Environmental Protection Agency's (EPA) Renovation, Repair, and Painting (RRP) regulation. In addition, Hazardous Material Contractor must also be certified as a firm in accordance with the EPA's RRP regulation
7. **Project Logbook Submittals:** Submit front-end documents of Project Logbook. These documents will include copies of the Contractor's Respiratory Protection Program, HUD and OSHA documents, worker decontamination procedures, equipment decontamination procedures, authorized personnel list, format of daily report sheets, test reports on waste materials, and format of waste manifests. The completed daily reports and waste manifests shall be submitted along with pay requests for completed work. Copies of these front-end documents shall be maintained at the site during the lead removal phase of the Project.
  - a. The Superintendent is required to keep the Project Logbook up to date, ensure that all work criteria is followed in the proper sequence, and to fill out the enclosed check list to document the progression of the job. A separate checklist will be required for each individually prepped work area.
8. **Property Condition Assessment:** Owner, Architect/Engineer or Owner's consultant, and Contractor must agree in writing on building and fixture condition prior to commencement of Work. The Contractor shall submit an inventory of all items removed from the Work area and an inventory of all items remaining in the Work area.
9. **Informing Other Trades:** The lead abatement contractor must inform other employers on site of the nature of the Contractor's work with lead-based paint and

the existence of and requirements pertaining to regulated areas. Such notification shall be coordinated with, and approved by, the Owner.

10. **Pressure Strip Recordings:** At the termination of the project, submit copies of all pressure strip chart recordings.

#### G. **Field Air Sampling:**

Personal monitoring and other monitoring which is required by law or considered necessary by the Contractor for Worker protection shall be the responsibility of the Contractor and performed by Contractor's Air Sampling Professional.

#### H. **Certifications:**

1. **Equipment Certification:** Submit manufacturer's certification that vacuums, negative air pressure equipment filters, and other local exhaust ventilation equipment conform to ANSI Z9.2, as well as all Federal, State, Local, and SCAQMD regulations (permit to construct).
2. **Rental Equipment:** When rental equipment is to be used in removal areas or to transport waste materials, a copy of the written notification provided to the rental company informing them of the nature of use of the rented equipment shall be submitted to the Owner's representative or Owner and signed by the rental company.

### 1.6 **PERSONAL PROTECTION AND SAFETY:**

- A. **General:** The Contractor alone shall be responsible for the safety, efficiency, and adequacy of his or her plant, appliances, methods, and for any damages which may result from his or her operations, improper construction practices, or maintenance. He or she shall erect and properly maintain at all times as required by the conditions and progress of the Work, proper safeguards for the protection of workmen and the public and shall post warning signs around the job site.

#### B. **Personal Protective Equipment:**

1. Provide workers and authorized visitors with sufficient set of protective full body impervious protective clothing. Personal Protective Equipment shall comply with the requirements of 29 CFR 1910, Subpart I., and Title 8 CCR Section 1532.1.
2. Work clothes shall consist of fire retarding, disposable, full-body coveralls, head covers, boots, rubber gloves, and steeled-toe boots or equivalent in accordance with 29 CFR 1926.134, and ANSI Z41. Sleeves at wrists and cuffs at ankles shall be secure.
3. Provide eye protection and hardhats as required by applicable safety regulations and shall conform to ANSI 87.1 and 89.1.

#### C. **Respiratory Protection Requirements:**

1. Disposable (single use) respirators are not to be worn for protection against lead.

2. **Providing of Equipment:** Provide all workers, foremen, superintendents, authorized visitors, and inspectors personally issued and marked respiratory equipment approved by NIOSH. When respirators with disposable filters are employed, provide sufficient filters for replacement as recommended by manufacturers or this specification. Selection of respirators shall be made according to the guidance of 29 CFR 1910.134; Title 8 CCR Section 1532.1; ANSI Z88.2; CGAI G7.1; EPA 560 OPTS-86.001; and Table I of this section. The Contractor shall provide masks, new in the box, in all sizes produced by the respirator manufacturer (one each). These masks shall be provided for the exclusive use of the Owner's representatives and shall be available at all times.
3. **Approved Respirators:** Contractor will ensure that all respirators used shall be selected from those approved by National Institute of Occupational Safety and Health (NIOSH) for use in atmospheres containing lead, solvents, removers, and against other toxic materials which may be used during the project.
4. **Powered Air-Purifying Respirators (PAPR) usage:** Full containment work activities associated with the abatement of materials coated with lead-based paint where lead containing dust particulates are expected (i.e., sand blasting) shall be conducted while wearing, at a minimum, a full facepiece, powered air-purifying respirator equipped with HEPA filters during the following tasks or under the following conditions:
  - a. During removal of lead-containing materials.
  - b. During all cleanup and wipe-down of area.
  - c. During final wipe down of work space.
  - d. At any time that air monitoring levels indicate that lead concentrations are at least 500  $\mu\text{g}/\text{m}^3$  or greater.
  - e. Any situation where gross contamination has occurred because of a tear or rupture in the containment and air sampling indicates airborne lead levels have exceeded 500  $\mu\text{g}/\text{m}^3$ .
5. **1/2 Face Respirator Usage:** For the following tasks or conditions a 1/2 mask air-purifying respirators equipped with high efficiency filters may be used:
  - a. Provided maximum airborne lead concentration outside the respirator is at or below 250  $\mu\text{g}/\text{m}^3$ .
  - b. During intact component removal, paint film stabilization (loose and flaky paint) work.
  - c. Pre-construction sealing of openings and penetrations to the work areas with plastic sheeting.
  - d. Decontamination of removable items.

- e. Loading lead-containing drums on truck for transportation and unloading bags at approved landfill.

**Rest of page intentionally blank, Table 1 follows on next page.**

**Table 1. Respiratory Protection for Lead Aerosols**

Airborne concentration of lead or condition of use	Required Respirator
Not in excess of 500 $\mu\text{g}/\text{m}^3$	*1/2 mask air purifying respirator with high efficiency filters. 2,3 *1/2 mask supplied air respirator operated in demand (negative pressure) mode.
Not in excess of 1,250 $\mu\text{g}/\text{m}^3$	* Loose fitting hood or helmet powered air-purifying respirator with high efficiency filters. *Hood or helmet supplied air respirator operated in a continuous - flow mode - e.g., type CE abrasive blasting respirator operated in a continuous - flow mode.
Not in excess of 2,500 $\mu\text{g}/\text{m}^3$	* Full facepiece air purifying respirator with high efficiency filters. *Tight fitting powered air-purifying respirator with high efficiency filters. *Full facepiece supplied air respirator operated in demand mode. *Full facepiece self-contained breathing apparatus (SCBA) operated in demand mode.
Not in excess of 50,000 $\mu\text{g}/\text{m}^3$	*1/2 mask supplied air respirator operated in pressure demand or other positive - pressure mode
Not in excess of 100,000 $\mu\text{g}/\text{m}^3$	*Full facepiece supplied air respirator operated in pressure demand or other positive-pressure mode - e.g., type CE abrasive blasting respirators operated in a positive - pressure mode.
Greater than 100,000 $\mu\text{g}/\text{m}^3$ unknown concentration, or fire fighting.	*Full facepiece SCBA operated in pressure demand or other positive - pressure mode.

\* Greater respiratory protection is always acceptable regardless of lead concentrations.

6. **Type "C" Respirator Usage:** When Type "C" respirators are not required according to 29 CFR 1926.134, Title 8 CCR, Section 1532.1, or this specification, (whichever is more stringent), provide sufficient quantity of filters jointly approved by NIOSH for use in **lead and other** environments so that workers can change filters as required by manufacturer during the workday. Filters shall not be used any longer than one workday. Respirator filters shall be stored at job site in clean room and shall be totally protected from exposure to lead and other hazardous materials prior to their use.
7. **Air Supply Compressors:** Compressors shall meet the requirements of 29 CFR 1910.134 and the following:
  - a. Periodic inspection of the carbon monoxide monitor shall be evidenced.
  - b. Documentation of adequacy of compressed air system/respiratory protection system shall be retained on site. Documentation shall include a list of compatible components with the maximum number and type of respirators that may be used with the system.
  - c. The full facepiece, type "C" supplied-air respirator system shall be fully approved by appropriate regulatory agencies. The compressor shall be specifically for breathing air and have alarms to indicate compressor failure, and overheating. Compressor(s) shall have in-line air-purifying sorbent beds and filters to assure breathing air quality (Grade "D" or better for oil lubricated compressors; Grade "H" or better for electric compressors). The air supply system shall have safeguards to allow for sufficient capacity to allow workers to escape if the air system fails. If an oil-lubricated compressor is used, it shall have a high-temperature or carbon monoxide alarm, or both. If only a high-temperature alarm is used, a carbon monoxide converter shall be used.
  - d. The compressor intake shall be designed so as to avoid entry of contaminated air into the system either from the compressor exhaust or other sources of potential contamination. Periodic testing of compressed air shall ensure that systems provide air of sufficient quality.
  - e. A pressure-indicating gauge shall be placed at the point of connection (distribution point) where the respirator supply hose (which is a part of the approved facemask/hose system) is attached to the air filtration system or any supply manifold which is located between the mask/hose apparatus and the compressor/filter system. The pressure gauge shall be capable of measuring pressure levels that are consistent with those specified by the respirator operating specifications.
  - f. The correct pressure level shall be verified at each distribution point each time the system is engaged. The air supply system will be operated only when operating specifications are maintained.

8. **Fit Testing:** Air respirators shall be fit-tested utilizing isoamyl acetate at the beginning of each project or a minimum of every 12 months as described in Appendix C, 29 CFR 1926.58. Either Isoamyl Acetate Protocol or other similar regulatory protocol may be used.

D. **Bilingual Worker protection procedures (Posted in both English and Spanish):** Adequate shower facilities shall be provided by the Contractor. An employee leaving the Work area shall follow all decontamination procedures necessary or as described herein.

1. **Posted Procedures:** Provide and post, in the Equipment Room and the Clean Room, the decontamination and work procedures to be followed by workers and authorized visitors as described in these Specifications.
2. **Entering the Work Area:** Each worker and authorized visitor shall, upon entering the job site: put on a respirator and clean protective clothing before entering the Equipment Room or the Work area. Clothing that is appropriate for weather and temperature conditions shall be worn under the protective clothing.
3. **Personnel Exiting the Work Area:**
  - a. Ensure that personnel do not leave work areas through the equipment decontamination enclosure.
  - b. All workers and authorized visitors shall, each time they leave the Work area; remove gross contamination from clothing before leaving the Work area using a HEPA vacuum; proceed to the Equipment Room and remove all clothing except respirators by carefully rolling down the garment to reduce exposure to dust; clean the outside of the respirator with soap and water while showering; remove the respirator; and thoroughly shampoo and wash themselves
  - c. Following showering and drying off, each Worker shall proceed directly to the clean change room and dress in clean clothes at the end of each day's Work, or before eating, smoking, or drinking. Before re-entering the Work Area from the clean-change room, each Worker and authorized visitor shall put on a clean respirator and shall dress in clean protective clothing.
  - d. Before re-entering the Work area from the Clean Change Room, each worker and authorized visitor shall put on a clean respirator and shall dress in clean protective clothing.
  - e. All workers and authorized visitors shall, at the end of the work day; place disposable clothing in the abatement waste; clean protective gear, including respirators, according to standard procedures; wash hands and face again; proceed to the shower facilities, being certain to wash hair.
  - f. Workers shall not eat, drink, smoke, or chew gum or tobacco while in the Work area.

- g. Workers shall be fully protected with respirators and protective clothing from the time of first disturbance of lead-coated or contaminated materials prior to commencing actual lead abatement and until final cleanup is completed.
4. **Equipment removal procedures:** Clean surfaces of contaminated containers and equipment thoroughly by wet sponging or wiping before moving such items into the equipment decontamination enclosure system washroom or through the shower for final cleaning and removal to uncontaminated areas.
- a. Contaminated work footwear shall be stored in the Equipment Room when not in use in the Work area. Upon completion of lead abatement, dispose of footwear as contaminated waste.
  - b. Workers removing waste containers from the equipment decontamination enclosure shall enter the holding area from outside wearing a respirator and be dressed in clean disposable coveralls. No worker shall use this system as a means to leave or enter the washroom or the Work area.
5. **Safety Issues:**
- a. During the removal operations the Contractor may be placing his workers in a potentially hazardous electrical environment. Care and special consideration should be exercised by the Contractor to avoid electrical shock to his or her employees. The requirements as set forth in the latest edition of the National Electrical Code shall be adhered to at all times. Particular emphasis shall be placed on the requirements listed in Article 210-BRANCH CIRCUITS, Article 225-OUTSIDE BRANCH CIRCUITS AND FEEDERS, Article 250-GROUNDING, Article 300-WIRING METHODS, and Article 305-TEMPORARY WIRING, whenever and wherever the existing electrical power service shall be de-energized and temporary electrical power utilized.
  - b. During summer work activities the Work area environment may be very hot and humid. The Contractor shall take precautions to protect his or her workers from the hostile environment as well as the lead material. First-aid items such as stretchers, water, and cold packs should be kept adjacent to the Work area exits, thus allowing any personnel requiring emergency treatment egress from the Work area with minimum contamination to the clean environment. No worker shall be allowed to reach through the plastic or air lock door to get water or firstaid supplies during break periods inside the Work area. Breaks, lunch or worker rest periods should be held outside the Work area. All decontamination procedures shall be followed prior to exiting the Work area except in extreme emergencies.
  - c. During cold weather periods the workers shall be provided with adequate protection from the environment to not cause harm to the workers.
  - d. If evacuation of the Work area is required by contaminated personnel due to an emergency, all work efforts shall stop, and all forces shall be directed at minimizing the area contamination, cleanup operations and first-aid procedures. These activities shall be noted in the daily logbook.



- e. During work activities requiring decontamination procedures, the Contractor shall provide a means of communication for the workers inside the Work area without requiring personnel to enter or leave the Work area. This method of communications shall be a two-way radio, localized wire-connected telephone, or similar system. This communication system shall remain intact until the final containment plastic is removed. Then all equipment shall be wiped down, HEPA vacuumed or disposed of as lead-contaminated material.

**E. Posting of Warning Signs:**

1. Post two safety warning signs which follow the "Sample Format Warning Sign" shown below:

Sample Format Warning Sign  
Minimum Size - 24" x 36"  
Material - Aluminum or Fiberglass  
Script:

DANGER  
LEAD WORK AREA  
MAY DAMAGE FERTILITY OR THE UNBORN CHILD  
CAUSES DAMAGE TO THE CENTRAL NERVOUS SYSTEM  
DO NOT EAT, DRINK OR SMOKE IN THIS AREA

**F. Emergency Precautions and Procedures:**

1. Establish emergency and fire exits from the Work Area. Emergency exits shall be equipped with 2 full sets of protective clothing and respirators.
2. Local medical emergency personnel, both ambulance crews and hospital emergency room staff, shall be notified prior to commencement of abatement operations as to the possibility of having to handle contaminated or injured Workers, and shall be advised on safe decontamination.
3. Contractor shall be prepared to administer first aid to injured personnel after decontamination. Seriously injured personnel shall be treated immediately or evacuated without delay for decontamination. When an injury occurs, the Contractor shall stop Work and implement fiber reduction techniques (e.g., water spraying) until the injured person has been removed from the Work Area.
4. Before starting actual removal of lead material(s), local police and fire departments shall be notified as to the danger of entering the Work Area. The Contractor shall make every effort to help these agencies form plans of action should their personnel need to enter the contaminated area.

**1.7 SUPERINTENDENT, FOREMAN, CRAFTSMAN:**

The Contractor shall have a job superintendent present at all times while work on this Contract is in progress.

The Project Superintendent (Competent person) shall be thoroughly familiar and experienced with lead removal and related work and shall be familiar with and shall enforce the use of all safety procedures and equipment. He or she shall be knowledgeable of all HUD, EPA, OSHA (Federal and State), and NIOSH requirements and guidelines. He or she shall be trained and certified by DHS in the proper use of all personal protection and safety equipment including, but not limited to, air purification and respiratory systems.

In addition to the Superintendent, the Contractor shall furnish one or more foremen who are familiar and experienced with lead removal and its related work, safety procedures, and equipment. The Foreman shall be the Competent person when the Superintendent is not present.

- A. It shall be a requirement of this Contract that the superintendent and/or one or more of the Contractor's foremen be in the Work area at all times while work is in progress.
- B. It is the intent of these Specifications that all phases of the Work shall be executed by skilled craftsmen experienced or receiving training by experienced personnel in each respective trade.
- C. All superintendents and foremen shall have been trained by attending an appropriate HUD approved Lead-Based Paint Supervisor training course and satisfactorily passing a California State Department of Health Services sanctioned examination for the above stated training program. Only formal training programs will be accepted.
- D. Workers shall, at a minimum, receive the appropriate classroom training program covering the topics listed in the HUD guidelines and the OSHA standard and shall have an additional 8 hours of hands-on training prior to beginning abatement work. Training will be through an appropriate HUD approved Lead-Based Paint work training course.
- E. The Competent person on-site must be able to clearly communicate in a manner so that the Owner's Consultant and Owner can clearly understand.

## **PART 2 - MATERIAL AND EQUIPMENT**

### **2.1 MATERIALS:**

- A. **Packaging:** Deliver all materials in the original packages, container, or bundles bearing the name of the manufacturer and the brand name.
- B. **Storage:** Store all materials subject to damage off the ground, away from wet or damp surfaces, and under cover sufficient to prevent damage or contamination. Damaged or deteriorating materials shall not be used and shall be removed from the

premises. Material that becomes contaminated with lead shall be disposed of in accordance with the applicable regulations.

- C. **Chemical removers:** Shall not contain methylene chloride. Chemical removers shall be compatible with and not harm the substrate they are applied to. Chemical removers used on masonry surfaces shall contain anti-stain formulation that inhibits the discoloration of stone, granite, brick, and other masonry construction. Chemical removers used on interior surfaces shall not raise or discolor the surface being abated.
- D. **Chemical stripping agent neutralizers:** May be used on exterior surfaces only. Neutralizers shall be compatible with and not harm the substrate to which they are applied. Neutralizers shall be compatible with the stripping agent that has been applied to the surface substrate.
- E. **Plastic:** (Fire retardant polyethylene) Sheet, of 6-mil thickness or greater as specified in sizes to minimize the frequency of joints.
- F. **Tape:** Capable of sealing joints of adjacent sheets of polyethylene and for attachment of polyethylene sheet to finished or unfinished surfaces of dissimilar materials and capable of adhering under both dry and wet conditions. Use tape with tough backing that does not leave residue on the adhering surface.
- G. **Phosphate Wash (TSP Wash):** Shall consist of a solution containing at least one ounce of 5 percent trisodium phosphate (TSP) to each gallon of water.
- H. **Impermeable containers:** Suitable to receive and retain any lead-coated or contaminated materials until disposal at an approved site, labeled in accordance with OSHA Regulation 29 CFR 1910.1025 and DOT 49 CFR 171-177. Containers must be both air and watertight and must be resistant to damage and rupture. Plastic bags shall be a minimum of 6-mil thick.
- I. **Warning labels and signs:** As required by 29 CFR 1926, 29 CFR 1910.245, and Title 8 CCR, Section 1532.1.
- J. **For bridging encapsulant use:**
  - 1. Encapsulant to be specified and approved by Owner's representative
- K. **Encapsulants/primers:**
  - 1. Encapsulant to be specified and approved by Owner's representative
- L. **Surfactants:** Or wetting agent, for amending water will be 50 percent polyoxyethylene ether and 50 percent polyoxyethylene ester, or equivalent, at a concentration of one ounce per 5 gallons of water.
- M. **Other materials:** Provide all other materials, such as lumber, nails, and hardware that may be required to construct and dismantle the decontamination area and the barriers that isolate the Work area.

## 2.2 TOOLS AND EQUIPMENT:

- A. **Tools:** Provide suitable tools for lead-based paint removal.
- B. **Air filtration equipment:** High efficiency particulate air (HEPA) filtration systems shall be equipped with filtration equipment in compliance with ANSI Z9.2-79, local exhaust ventilation or equal. No air movement system or air filtering equipment shall discharge unfiltered air outside the Work area. If volatile chemicals are used, use manufacturer's guidelines and provide appropriate filters for solvent vapor or other organic based material use.

## PART 3 - EXECUTION

### 3.1 PREPARATION (Interior Areas):

- A. **Separation of work areas from occupied areas as directed in the Scope of Work:**
  - 1. **Reference:** Contractor will use the applicable procedures as outlined in Section 01010HM or, if none, use those contained within. Where conflict among requirements (e.g., other concurrent work) or with these Specifications exists, the more stringent requirements shall apply.
  - 2. **For areas requiring constructed barrier walls:** Separate parts of the building required to remain in use (as shown on Plans) from parts of the building that will undergo lead-containing or lead-based paint removal by means of airtight barriers, constructed as follows:
    - a. Build suitable wood or metal framing and apply 3/8 inch minimum thickness sheathing on work side only, unless noted otherwise.
    - b. Cover both sides of partition with double layer of plastic sheet with joints staggered and sealed with tape. Edges of partition at floor, walls, and ceiling shall be caulked airtight.
  - 3. **Electrical Shut-down:** Shut down electric power which serves the Work area. Provide temporary power and lighting and ensure safe installation of temporary power sources and equipment per applicable electrical code requirements.
  - 4. **HVAC Shut-down:** Shut down and isolate heating, cooling, and ventilating air systems to prevent contamination and fiber dispersal to other areas of the structure. Physically blank off, with light gage metal, all supply and return air ductwork which leads to and from an isolated work area when the air-handling unit serves areas other than within the isolated work area.
  - 5. **Seal off openings:** Seal off all openings, including but not limited to windows, corridors, doorways, skylights, ducts, grills, diffusers, and any other penetrations of the Work areas, with plastic sheeting (minimum of 4-mils thick) sealed with tape.

**B. Preclean work area:**

1. **Moveable Objects:** Clean all moveable objects within the Work area using HEPA vacuum equipment and wet cleaning methods. Remove these objects from the Work area to a designated temporary storage location.

Protection of and accounting for the stored materials is the sole responsibility of the Contractor.

2. **Fixed Objects:** Preclean fixed objects within the proposed work areas, using HEPA vacuum equipment and/or wet cleaning methods as appropriate, and enclose with minimum of 6-mil polyethylene sealed with tape.
3. **Vacuum and Wet Methods:** Preclean the proposed work areas using HEPA vacuum equipment or wet cleaning methods as appropriate. Do not use methods that raise dust, such as dry sweeping or vacuuming with equipment not equipped with HEPA filters.

**C. Prepare work area:**

1. **Reference:** Contractor will use the applicable procedures as outlined in Section 01010HM or, if none, use those contained within. Where conflict among requirements (e.g. other concurrent work) or with these Specifications exists, the more stringent requirements shall apply.
2. **Non-Contaminated Objects:** Remove and clean objects, such as lights and other items not previously sealed off, that may interfere with lead removal. Use HEPA vacuum equipment and wet methods during fixture removal to reduce lead dispersal. Wrap in plastic and store for reinstallation upon completion of testing procedures.
3. **Protection of Fixed Objects:** Protect all fixtures, grills, lockers, and other non-removable equipment from water. Also, protect painted surfaces and flooring.
4. **Plasticization:** Cover non-impacted floor, walls and ceiling surfaces with plastic sheeting sealed with tape. Use a minimum of two layers of 6-mil plastic on floors and two layers of 4-mil plastic on walls and ceilings. Cover floors first so that plastic extends at least 12 inches up on walls, then cover walls with plastic sheeting to the floor level, thus overlapping the floor material by a minimum of 12 inches.
  - a. All criticals (doors, vents, openings, wall penetrations, etc.) will be covered with 2 layers of 6-mil plastic and secured with duct tape to prevent leakage of air. If windows, doors, door frames, or other interior/exterior transitional items on which lead-based paint is to be removed, place 2 layers of 6-mil plastic just to the outside of the surface area to be removed. All exterior lead-based paint removal is to be performed according to Section 9912, Lead-Based Paint Removal (Exterior).
  - b. The second layer of floor sheeting may be black or dark in color. If floor coverings are scheduled for removal, per Plans and/or Scope of Work, floor

plastic is not placed until after floor coverings are removed, which occurs during Lead Removal activities, paragraph 3.2.

- c. All joints in the plastic sheeting shall have a minimum of 12 inches of overlap and shall be securely sealed with tape to prevent leakage of air and water.
5. **Emergency Exits:** Maintain emergency and fire exits from the Work areas, or establish alternative exits satisfactory to fire officials.
6. **Establish a reduced pressure in the Work area**
  - a. **Determine the Ventilation Requirements:**

- (1) **General:** Provide fully operational negative pressure systems supplying a minimum of one air change every 15 minutes. Determine the volume in cubic feet of the work area by multiplying floor area by ceiling height. Determine total ventilation requirement in cubic feet per minute (cfm) for the work area by dividing this volume by the air change rate.

Ventilation Required (CFM) = Volume of work area (cu. ft.)/15 min.

- (2) **Number of Units:** Determine number of units needed to achieve 15 minute change-rate by dividing the ventilation requirement (CFM) above by capacity of exhaust units(s) used. Capacity of a unit for purposes of this section is the capacity in cubic feet per minute with fully loaded filters (pressure differential which causes loaded filter warning light to come on) in the machines labeled operating characteristics.

$$\text{Number of Units Needed} = \frac{\text{Ventilation Requirement (CFM)}}{\text{Capacity of Unit with Loaded Filters (CFM)}}$$

Add one (1) additional unit as a backup in case of equipment failure or machine shutdown for filter changing.

- (3) **Location of Exhaust Units:** Locate exhaust unit(s) so that makeup air enters work area primarily through decontamination facilities and traverses work area as much as possible. This may be accomplished by positioning the exhaust unit(s) at a maximum distance from the worker access opening or other makeup air sources.

Place end of unit, or its exhaust duct, through an opening in the plastic barrier or wall covering. The plastic around the unit or duct shall then be sealed with tape.

- (4) **Venting or Exhaust:** Unless authorized in writing by the Project Coordinator, vent negative air exhaust to outside of building. Exhaust outlet shall be a minimum of ten feet above ground level.

- (5) **Supplemental makeup air inlets:** Provide where required for proper air flow through the work space in location approved by the Project

Coordinator by making openings in the plastic sheeting that allow air from outside the building into the work area.

- (6) **Makeup Air Inlets:** Locate auxiliary makeup air inlets as far as possible from the exhaust unit(s) (e.g., on an opposite wall), off the floor, and away from barriers that separate the work area from occupied clean areas. Cover with flaps to reseal automatically if the negative pressure system should shut down for any reason. Spray flap and around opening with spray adhesive so that flap seals if it closes.

**b. Use of the Negative Pressure System:**

- (1) **General:** Each unit shall be serviced by a dedicated minimum 115V-20A circuit with overload device tied into an existing building electrical panel that has sufficient spare capacity to accommodate the load of all negative pressure units connected. Dedication of an existing circuit may be accomplished by shutting down existing loads on the circuit.
- (2) **Testing the System:** Test negative pressure system before any lead-containing material is wetted or removed. After the work area has been prepared, the decontamination facility set up, and the exhaust unit(s) installed, start the unit(s) (one at a time). Demonstrate operation and testing of negative pressure system to Project Coordinator.
- (3) **System Evaluation:** A demonstration of the negative pressure system to the Project Coordinator will include, but not be limited to, the following:
  - (a) Plastic barriers and sheeting move slightly in toward work area.
  - (b) Curtain of decontamination units move slightly in toward work area.
  - (c) There is a noticeable movement of air through the decontamination unit. Use smoke tube to demonstrate air movement from Clean Room to Shower Room, from Shower Room to Equipment Room, and from Equipment Room to Work Area.
  - (d) Use smoke tubes to determine a positive motion of air across all area in which work is to be performed.
  - (e) Use a differential pressure meter or manometer to demonstrate a pressure difference of at least 0.02 inches of water across every barrier separation the Work Area from the balance of the building or outside.
  - (f) Modify the negative pressure system as necessary to successfully demonstrate the above.

**D. Decontamination Facilities:**

1. **General:** Contractor will use the applicable procedures as outlined in Section 01010HM or, if none, use those contained within. Where conflict among requirements (e.g., other concurrent work) or with these Specifications exists, the more stringent requirements shall apply.

2. **Construction Review:** Build suitable decontamination facilities described herein, as previously submitted for review, before start of construction.
3. **Air Locks and Access Doorways:** In all cases, access between contaminated and uncontaminated rooms or areas shall be through an air lock previously defined. Passage between any two rooms within the decontamination facility shall be through an access doorway.
4. **3-Stage Decontamination Enclosure:** Construct a worker decontamination enclosure system contiguous to the Work area consisting of three totally enclosed chambers to conform to standard Plans bound herein and as follows.
  - a. A shower room with two access doorways, one to the equipment room and one to the clean room. Plastic, if used, on shower room and adjoining equipment and clean rooms shall be opaque.
  - b. The shower room shall contain at least one shower with hot and cold or warm water. Careful attention shall be paid to the shower enclosure to ensure against leaking of any kind.
5. **Remote Decontamination Enclosures:** For remote decontamination systems (non-contiguous to the Work area) construction of the shower will conform to Section 02071HM, Part 3.1, D1, above with the following modifications:
  - a. The enclosure need not be attached to the Work area, but clean room and equipment rooms must be clearly marked at their respective entrances.
  - b. A HEPA filtration machine must be attached to the equipment room and must be operational while the decontamination unit is in use.
6. **Equipment Decontamination Enclosures:** For an equipment decontamination enclosure facility, construct two totally enclosed chambers as follows:
  - a. A washroom, constituting an air lock, with an access doorway to a designated area of the Work area and an access doorway to the holding area.
  - b. A holding area, constituting an air lock, with an access doorway to the washroom and an access doorway to an uncontaminated area.
7. **Entry/Exit systems:** All decontamination systems or entry/exit system air locks will be constructed using Z-flap design incorporating 2 layers of 6-mil plastic with the flaps extending the full height and width of the entrance space.

**E. Maintenance of enclosure system:**

1. Ensure that barriers and plastic linings are effectively sealed and taped. Repair damaged barriers and remedy defects immediately upon discovery.
2. Visually inspect enclosures at the beginning of each work period.



3. Use smoke methods to test effectiveness of barriers when directed by Owner or representative of Owner.

**F. Lead removal work shall not commence until:**

1. Arrangements have been made for disposal of waste at an acceptable site.
2. Work areas and decontamination facility and parts of the building required to remain in use are effectively segregated.
3. Tools, equipment, and material waste receptors are on hand.
4. Arrangements have been made for building security.
5. All other preparatory steps have been taken and applicable notices posted and permits obtained.
6. Removal work will not begin until the Owner's consultant authorizes work to commence, in writing.

**3.2 LEAD REMOVAL:**

**A. General:** Prepare site per paragraph 3.1.

**B. References:** Contractor will use the applicable procedures as outlined in Section 01010HM or, if none, use those contained within. Where conflict among requirements (e.g. other concurrent work) or with these Specifications exists, the more stringent requirements shall apply.

**C. Negative pressure system during abatement Operations:**

1. Start exhaust units before beginning work (before any lead-containing material is disturbed). After abatement work has begun, run units continuously to maintain a constant negative pressure until decontamination of the work area is complete. Do not turn off units at the end of the work shift or when abatement operations temporarily stop.
2. Start abatement work at a location farthest from the exhaust units and proceed toward them. If an electric power failure occurs, immediately stop all abatement work and do not resume until power is restored and exhaust units are in operation again.
3. At completion of abatement work, allow exhaust units to run, to remove airborne dust that may have been generated during abatement work and cleanup and to purge the work area with clean makeup air. The units may be required to run for a longer time after decontamination, if dry or only partially wetted lead material was encountered during any abatement work.

**D. Lead-Containing Materials Removal:**

1. Ensure that the material is thoroughly soaked with amended water prior to removal.
2. Ensure that the air is misted thoroughly during the removal process.
3. Remove materials intact as much as possible.

**E. Containerizing Waste:**

1. **Daily Containerizing:** During each day's work, the bulk lead material shall be bagged in 6-mil thick bags, before it dries. No lead material shall be allowed to lie on the floor overnight.
2. **Types of Containers:** Place the bagged material in sealed containers (hard sealable containers).
3. **Labels:** Place caution labels on containers in accordance with OSHA Regulation 29 CFR 1910.1025 and DOT 49 CFR 171-177 if not already preprinted on containers.
4. **Cleaning:** Clean external surfaces of containers thoroughly by wet sponging in the designated area. Move containers to washroom, wet clean each container thoroughly, and move to holding area pending removal to uncontaminated areas. If the holding area is outside containment it will be a locked and secured area with appropriate warning signage at entrance. If holding area is within containment ensure that area is secure and appropriate signage is maintained.
5. **Safety:** Ensure that containers are removed from the holding area by workers who have entered from uncontaminated areas dressed in clean coveralls.

**F. Post Removal Cleaning:** After completion of stripping work (chemical or abrasive), all surfaces from which lead-based paint or lead containing material has been removed shall be wet brushed and sponged or cleaned by an equivalent method to remove all visible material. During this work, the surfaces being cleaned shall be kept wet. At the Contractor's option, the layer of plastic exposed to the lead may be removed, leaving intact the final layer of plastic.

**G. Safety:** Ensure that workers do not enter from uncontaminated areas into the washroom or the Work area; ensure that contaminated workers do not exit the Work area through the equipment decontamination enclosure system.

### **3.3 CLEANUP AND CLEARANCE MONITORING:**

Employ the following procedures in cleaning up the Work area:

**A. Wet Clean:** Wet-clean all surfaces and remove all visible accumulation of lead containing material from the Work area. Prepare the Work area for the initial visual inspection using a sequenced cleaning technique using HEPA vacuuming, a TSP washdown, and a second HEPA vacuuming.

- B. **Initial Visual Inspection:** Once the Work area is clean of visible accumulations of lead material, the Owner's consultant will perform the visual inspection. The Contractor will continue the HEPA vacuuming and washdown process until the area is visible clean.
- C. **Plastic Removal:** When the area is deemed clean by the Owner's consultant, remove plastic from all surfaces
- D. **For surfaces to be stabilized perform the following:**
1. As directed by Owner's Representative, lead painted surfaces shall be sealed with a non-lead containing encapsulating primer after the surface is clean and dry. Apply encapsulant using airless spray equipment or suitable paint applicator where a uniform coat can be applied.
  2. Prepare and apply encapsulating primer according to the manufacturer's specifications. Because application by spraying could cause dissemination of residual LBP, encapsulating primer must be applied with as much caution and at as low a nozzle pressure as possible.
  3. Encapsulating primer shall be applied according to manufacturer's specifications. Encapsulating primer shall be allowed to dry between coats, per manufacturer's recommendations.
  4. Upon completion of paint stabilization work, notify Owner's consultant in writing that stabilization surfaces are ready for review.
- E. **Final Visual Inspection:** Owner's consultant will conduct a thorough visual inspection to determine the completeness of encapsulation and use a damp cloth for wiping abated surfaces prior to collecting the actual wipe samples.
- F. **Clearance Wipe Testing:** Upon successful completion of the visual inspection and Owner's consultant's determination that all surfaces in the Work area are dry and free of contamination, the clearance wipe tests will be conducted. A certificate of Visual Inspection shall be issued by the Owner's Representative and shall be signed by both the contractor and the Owner's Representative.
1. The final wipe clearance test will consist of sampling and analysis in accordance with the HUD guidelines. The levels noted in the HUD Guidelines or Title 17, California Code Of Regulations, Division 1, Chapter 8 (whichever is more stringent at time of work) will be achieved prior to acceptance.
  2. Contractor shall continue cleaning the Work site until the accepted lead level is achieved.
- G. **Additional inspection/testing:** Additional inspection/testing required after the sequence detailed above will be the responsibility of the Contractor. In the event of additional testing, the Contractor may reimburse Owner, or reduce the Contract amount by change order. It is the Owner's intent to have, at no charge to the Contractor, one set of inspections/tests performed in each area. A test may consist of one sample or a series of samples performed at the same time.

- H. **Dismantling the negative air system:** When a final inspection and the results of final wipe tests indicate that the area has been decontaminated, exhaust units may be removed from the work area. Before removal from the work area, remove and properly dispose of pre-filter, and seal intake to the machine with 6-mil polyethylene to prevent environmental contamination from the filters.

### 3.4 **HANDLING AND DISPOSAL OF LEAD-COATED MATERIALS AND LEAD-CONTAMINATED WASTE:**

**Waste Characterization:** Contractor shall submit to Owner's consultant, copies of waste characterization testing prior to transportation of all waste.

- A. **Storage:** Store all waste material in a lockable container that is inaccessible to all persons other than employee's of the Contractor. Until TCLP testing proves a category to be non-hazardous, all waste shall be considered hazardous, and stored as such. Any material found to be hazardous by way of testing shall be labeled "**Hazardous Waste - Contains Lead**" and the date that the Contractor began to collect the waste in that container. All hazardous and non-hazardous waste shall be kept in totally and completely separate containers.

#### B. **Waste Segregation**

1. All categories of waste identified in this specification shall be kept separate from each other. The categories that have been identified include:
  - a. Waste water from shower and cleaning operations
  - b. Disposable suits and respirator cartridges
  - c. Components that are painted with Lead-Based paint
  - d. Components that are lead-laden (e.g., ceramic tile)
  - e. Paint chips, debris and vacuum contents
  - f. Plastic sheeting, duct tape
  - g. Rags, sponges, mops and other items used to conduct clean up activities

- C. **Representative Samples:** Representative material of each of the categories must be sampled and submitted for testing to determine if the material in the category are hazardous.

1. Representative samples of waste materials shall be collected by the Consultant.

#### D. **Waste Testing**

1. At no time shall waste be removed from the site without the following documentation submitted to the Owner or Owner's representative for approval.
  - a. TCLP, STLC, and TTLC testing results as required by the specifications or according to local and state requirements.

- b. Hazardous waste manifest for those materials identified as hazardous wastes.
  2. Testing of those categories of materials shall be performed to minimize the storage of assumed hazardous materials. Contractor shall collect at least one composite sample from each of the categories listed above in section 3.4.B, "Waste Segregation." The analysis shall be conducted to determine if any of the waste categories are classified as a RCRA hazardous waste. The Contractor shall determine if testing for other compounds, such as pH, Flashpoint, etc., are required for disposal at a particular landfill.
  3. If test results of the composite samples for any of the Waste Segregation categories indicate that the sampled materials are found to contain greater than the action levels indicated below, those materials represented by the composite sample shall be disposed of as Hazardous Waste.
    - a. Greater than or equal to 1000 PPM of the total Lead as determined by the Total Threshold Limit Concentration Procedure (TTLC) by EPA 6010.
    - b. Greater than or equal to five (5) PPM of soluble Lead as determined by the "California Wet Test" or Soluble Threshold Limit Concentration Procedure (STLC) by EPA 200.7.
    - c. Greater than or equal to five (5) PPM of leached Lead as determined by the Toxicity Characteristic Leaching Procedure (TCLP) by EPA 200.7
  4. All waste must be transported by a Certified Hazardous Waste Transporter.
  5. If the test results for any of the waste segregation categories indicate that less than the action levels listed above were detected, those materials represented by the composite sample may be disposed of as construction debris provided they do not meet any other criteria that would designate them as a hazardous waste.
  6. The Abatement Contractor will be required to comply with the Resource Conservation and Recovery Act (RCRA) and/or any other applicable state, county law, regulation and/or guidelines, whichever is the most stringent.
- D. **Waste Transportation:** Submit the method of transport of hazardous waste including name, address, EPA I.D. number, and telephone number of transporter.
1. If the Abatement Contractor is not a RCRA/DOT/EPA certified Hazardous Waste Transporter, then a contract shall be entered into with a certified Transporter to move the waste. The Abatement Contractor shall require the certified hazardous waste transport firm to follow RCRA, DOT, EPA, and any/all other applicable regulations. Many transporters are also capable of supplying pertinent information and services applicable to necessary rules, regulations, and specifications. The certified Transporter/hauler shall submit to the Owner or Owner's representative for approval their qualifications to perform the work as specified herein. The Abatement Contractor shall be responsible for the actions of the waste hauler as pertaining to waste removal and disposal under this section and all EPA, DOT, and other applicable regulations.

- E. **Hazardous Waste Site:** Submit for approval the name, class, address, EPA I.D. number, and telephone number of hazardous waste site(s) to be utilized for disposal.
1. The Abatement Contractor must supply documents that detail the site(s) to be used for ultimate waste disposal. Documents from these disposal sites must be supplied by the Abatement Contractor to the **Owner or Owner's representative** from the disposal facilities stating that hazardous and/or construction waste will be accepted by these facilities. In addition, the Abatement Contractor must submit documents from these sites proving that they are licensed/permitted to accept such waste and will accept the waste proposed by the Abatement Contractor for treatment or ultimate disposal.
- D. **Containers:** Containers to be loaded for transportation from the Holding Area must be removed by Workers who have entered from uncontaminated areas, dressed in clean overalls. Workers must not enter from the Holding Area into the Washroom or the Work Area.
1. Waste Containers - The Abatement Contractor will comply with EPA and DOT regulations for waste containers. The Abatement Contractor shall contact the State and Local authorities to determine their criteria for containers. In the case of any conflict in regulations, the more stringent regulation shall apply.
    - a. Paint Chips: The Abatement Contractor shall place lead-based paint fragments and debris produced as a result of any abatement activity, and lead dust in 6-mil polyethylene (plastic) bags that are air-tight and puncture-resistant.
    - b. Cleaning Materials: The Abatement Contractor will place all disposable cleaning materials such as sponges, mop heads, filters, disposable clothing, and brooms in six-mil plastic bags or sealable drums. If after testing, those materials are determined to be hazardous, the bags or drums will be sealed, labeled, and considered hazardous waste.
    - c. Contaminated Debris: In Particular, the Abatement Contractor shall separate, label, and containerize the following.
      - (1) All paint fragments removed by chemical strippers, surface preparation, or by any abatement methodology.
      - (2) Grossly contaminated body suits.
      - (3) HEPA vacuum contents, filters, and respirator cartridges: paint chips or other abatement debris on plastic should always be HEPA vacuumed prior to picking up the plastic.
      - (4) Dust/Debris or contaminated materials.
      - (5) All hazardous waste or materials should be kept totally separate from non-hazardous materials.
      - (6) Polyethylene Sheeting: Prior to removing any six (6) mil polyethylene sheeting, the Abatement Contractor shall lightly mist the sheeting in order

to keep dust down and remove and containerize any debris by folding the polyethylene sheeting inward to contain debris and to form tight bundles to containerize for disposal. The Abatement Contractor shall place all plastic sheeting in six (6) mil thick polyethylene bags or sealable drums, and seal with duct tape.

(7) **Liquid Waste:** The Abatement Contractor shall contain and properly dispose of all liquid waste, including lead-contaminated wash water. The container for waste waters shall be lined 55 gallon metal drums.

(8) **Solvents:** The Abatement Contractor shall place solvent residues and residues from strippers in drums made out of materials that cannot be dissolved or corroded by chemicals. Solvents will be tested by the Abatement Contractor to determine if they are hazardous. Solvents, caustic, and acid waste must be segregated and not stored in the same containers.

2. The Abatement Contractor shall HEPA vacuum the exterior of all waste containers prior to removing the waste containers from the work area and shall wet wipe the containers to ensure that there is no residual contamination. Containers should then be moved out of the work area into the designated storage area.

F. **Disposal:** The sealed lead containers shall be delivered to Contractor's predesignated approved Hazardous Waste Site for burial; in accordance with Title 22, CAC, EPA guidelines and 40 CFR 61.156 and local Air Pollution Control District Regulations.

G. **Notification of Transport:** Notify the Owner's consultant **48 hours in advance** of the time when contaminated materials are to be removed from the site.

H. **Safety:** Contractor shall be responsible for safe handling and transportation of hazardous waste generated by this Contract to the designated Hazardous Waste Site.

I. **Hazardous Materials Spills:** Contractor shall hold the Owner and Owner's consultant harmless for claims, damages, losses, and expenses, including attorney's fees arising out of or resulting from, lead spills on the site or spills enroute to the disposal site.

### **3.5 REESTABLISHMENT OF OBJECTS AND SYSTEMS:**

A. **Relocation of Moveable Objects:** Relocate objects moved to temporary locations in the course of the Work to their proper positions. Only clean objects are to be moved into the areas.

B. **Remounting Objects:** Remount objects removed in the course of the Work in their former positions. Repair any moveable or fixed objects damaged during the course of the Work.

C. **Systems reestablishment:** Reestablish HVAC, mechanical, and electrical systems in proper working order.

1. Install new HVAC filters and dispose of used filters as contaminated waste.
- D. **Building repair/repaint:** Repair any damage to building, or building systems (electrical, mechanical, plumbing, etc.) which was not noted in writing prior to work area preparation.
1. Repaint any areas damaged during the course of the Work unless this work is scheduled for repair by others. See paragraph 1.2 C, Related Work Specified Elsewhere, of this section. Quality of paint and workmanship shall be consistent with that found within the building prior to this Project, unless otherwise stated. Refer to Section 09900-Painting.

END OF SECTION



**CERTIFICATE OF VISUAL INSPECTION**

BUILDING  
NAME/NUMBER: \_\_\_\_\_

CONTAINMENT AREA  
DESCRIPTION: \_\_\_\_\_

In accordance with Section 02071, Part 3.3, Project Clean-up and Inspection the Contractor hereby certifies that he has visually inspected the Work Area (all surfaces including ledges, walls, ceiling, floor wherein lead-containing materials resided) all lead laden materials scheduled for removal have been removed and has found no visible evidence of those materials or its debris remaining.

By: \_\_\_\_\_ Date: \_\_\_\_\_  
(SIGNATURE)

\_\_\_\_\_  
(PRINT NAME)

\_\_\_\_\_  
(PRINT TITLE)

**PROJECT ADMINISTRATOR CERTIFICATION**

The Project Administrator hereby certifies that he has accompanied the Contractor on his visual inspection and verifies that this inspection has been thorough and to the best of his knowledge and belief, the Contractor's Certification above is a true and honest one.

By: \_\_\_\_\_ Date: \_\_\_\_\_  
(SIGNATURE)

\_\_\_\_\_  
(PRINT NAME)

\_\_\_\_\_  
(PRINT TITLE)

## SECTION 02093HM

### INTERIM CONTROLS REGARDING LOOSE AND FLAKY PAINT (Paint Film Stabilization)

#### PART 1 - GENERAL

##### 1.1 **SCOPE:**

This Specification covers the implementation of interim controls regarding the removal of loose and flaky lead-based paint from substrates as described in Section 01010HM, Scope of Work.

##### 1.2 **DESCRIPTION OF WORK:**

- A. The Work specified herein shall be the removal of loose and flaky lead-based paint by persons knowledgeable, qualified, and trained in interim controls for the removal, treatment, handling, and disposal of loose and flaky lead-based paint, and the subsequent cleaning of the affected environment, and who comply with Federal, State, and Local regulations and guidelines which mandate work practices, and who are capable of performing the Work of this Contract.
- B. **Contract Fulfillment:** The Contractor shall supply all labor, materials, equipment, services, insurance, and incidentals which are necessary or required to perform the Work in accordance with applicable governmental regulations and guidelines and these Specifications.

##### 1.3 **TERMINOLOGY:**

See Section 02092HM, Part 1.3 for Terminology.

##### 1.4 **APPLICABLE DOCUMENTS:**

Comply with Section 02092HM, Part 1.4 for Applicable Documents.

##### 1.5 **SUBMITTALS AND NOTICES:**

Comply with Section 02092HM, Part 1.5 for Submittals and Notices.

## 1.6 **PERSONAL PROTECTION AND SAFETY:**

Comply with Section 02092HM, Part 1.6. It shall be modified in the following particulars only.

### **A. Respiratory Protection Requirements:**

1. Disposable (single use) respirators are not to be worn for protection against lead.
2. For the following tasks or conditions, a 1/2 mask air-purifying respirator, equipped with high efficiency filters may be used:
  - a. Provided maximum airborne lead concentration outside the respirator at or below 500  $\mu\text{g}/\text{m}^3$ :
  - b. Pre-construction sealing of openings and penetrations to the work areas with plastic sheeting.
  - c. Decontamination of removable items.
  - d. During removal of lead-containing materials.
  - e. During all cleanup and wipe down of area.
  - f. During final wipe down of work space.
  - g. Loading lead-containing drums on truck for transportation and unloading bags at approved landfill.
3. A full facepiece, powered air-purifying respirator equipped with HEPA filters will be required under the following conditions:
  - a. At any time that air monitoring levels indicate that lead concentrations are at least 500  $\mu\text{g}/\text{m}^3$  or greater.
4. All employees and visitors will wear appropriate filters for the work at hand. During chemical use, follow manufacturer guidelines for appropriate personal and respiratory protection.

### **B. Bilingual Worker Protection Procedures (Posted in both English and Spanish):**

1. Each worker and authorized visitor shall: put on a respirator and don one suit of protective clothing before entering the Equipment Room or the Work area. Clothing that is appropriate for weather and temperature conditions is worn under the protective clothing.
2. Each time before leaving the work area, all workers and authorized visitors shall remove gross contamination from the protective clothing using a HEPA vacuum, then remove protective clothing except respirators by carefully rolling down the garment to reduce exposure to dust and place within a labeled hazardous material

6-mil plastic bag which is within the work area. Personnel will then proceed through to the washroom and clean the outside of the respirator with a wet disposable towel; remove the respirator; and thoroughly wet wipe themselves

3. Following wet wiping and decontamination procedures, each Worker shall proceed directly to the outside area at the end of each day's Work, or before eating, smoking, or drinking.
4. Before re-entering the Work Area, each Worker and authorized visitor shall put on a clean respirator and shall dress in clean protective clothing as described above.
5. Contaminated work footwear shall be stored in the Equipment Room or Work area in a labeled 6-mil bag when not in use in the Work area until they are appropriately decontaminated. Upon completion of lead work, dispose of footwear as contaminated waste unless they can be appropriately decontaminated. All porous type footwear will be disposed of as contaminated waste.
6. Workers removing waste containers from the equipment decontamination enclosure shall enter the holding area from outside wearing a respirator and dressed in clean disposable coveralls. No worker shall use this system as a means to leave or enter the washroom or the Work area.
7. Workers shall not eat, drink, smoke, or chew gum or tobacco while in the Work area.
8. Workers shall be fully protected with respirators and protective clothing from the time of first disturbance of lead-coated or contaminated materials prior to commencing actual lead abatement and until final cleanup is completed.

#### **1.7 SUPERINTENDENT, FOREMAN, CRAFTSMAN:**

Comply with Section 02092HM, Part 1.7, Superintendent, Foreman, Craftsman.

### **PART 2 - MATERIAL AND EQUIPMENT**

Comply with Section 02092HM, Part 2.

### **PART 3 - EXECUTION**

#### **3.1 PREPARATION:**

A. For exterior work, the contractor shall prepare the area as follows:

1. Doors and Windows: Doors and windows on the side of the building upon which a dust-generating method is being used, and on the same floor and all floors below, must be covered with 6-mil thick polyethylene sheeting.

2. Plants and ground: The ground and any plants or shrubs in the area in which exterior abatement is occurring shall be covered with two layers of 6-mil plastic in a tarp-like fashion, sufficiently bonded together to form a single layer and weighted at all edges so as to prevent blowing. A single 10-mil plastic sheet may be substituted. Such covering shall cover from the side of the structure to a point at least eight feet away from the structure for every story in height (10'). The covering shall be taped or otherwise attached to the structure.
  3. Ground covers shall always be placed in a manner that traps all debris and water. This is best accomplished by elevating the edges.
  4. The plastic ground cover shall be properly disposed of and not re-used.
- B. For exterior work where water blasting occurs, the contractor shall prepare the area as follows:
1. Critical Barriers shall be erected whereby all water and loose paint shall be contained within the Work Area.
  2. Ground: The ground shall be covered with 10-mil or 6-mil reinforced polyethylene and shall extend 18 inches vertically at all perimeter walls.
  3. Vertical Surfaces: A single layer of 6-mil polyethylene shall be constructed as a critical barrier on all vertical walls and shall overlap 12 inches on top of ground poly.
  4. Contractor shall contain all water within the enclosure. Contractor shall construct containment as to prevent water leakage from containment or into buildings.
  5. All containment plastic shall be properly disposed of and not re-used.
  6. All water within the containment shall be filtered with a HEPA filtration device.
- C. For all exterior work:
1. **Special Areas:** Any abatement project being performed on any structure other than a building shall be arranged, equipped, and operated in a manner that will eliminate the possibility of lead contaminates or lead contaminated materials escaping from the work area.
  2. **Maintain Barriers:** The abatement subcontractor shall maintain polyethylene barriers and a clean area as long as needed for the safe and proper completion of the work. Any openings or tears in the work area barriers shall be corrected by the abatement subcontractor at the beginning of each work day and as necessary during the workday with such openings and barriers in place and acceptable to the owner's consultant.
  3. **Prior to barrier removal:** Barriers shall not be removed until the work areas are thoroughly cleaned, and the area is approved by the consultant. All debris must be bagged and removed from work areas, and the lead surface wipe samples must

have passed final clearance test, in accordance with provisions detailed in the barrier removal.

4. **Use of mini-isolation chamber:** At the Owner's, and consultant approval, the Abatement Subcontractor may utilize a portable mini-isolation chamber to create an isolated work area around single components to be removed. This chamber shall still be equipped with an adjacent clean room, and become an isolated work area sealed at all seams to where it is attached to adjacent surfaces. It shall also satisfy all requirements for a work area and satisfy all clearance criteria, as identified in this section and local law.
5. **Signs:** Prior to the preparation of the dwelling for abatement, the abatement subcontractor shall place warning signs immediately outside all entrances and exits to the dwelling, warning that abatement work is being conducted in the vicinity. The signs shall be at least 20" x 14" and read

**WARNING:  
LEAD WORK AREA  
POISON  
UNAUTHORIZED ENTRY PROHIBITED  
NO SMOKING, EATING OR DRINKING  
ALLOWED IN THE WORK AREA**

6. Signs shall be in bold lettering with lettering not smaller than two inches tall.
  7. Construct and maintain suitable polyethylene barriers within the building to isolate the exterior work area from the interior of the building. Make every effort to maintain a distance of 25 feet from the barrier tape to the closet scheduled point of work within the Work area(s).
  8. Maintain emergency and fire exits from Work Areas.
- D. For interior work, the contractor shall prepare the area as follows:
1. **HVAC shut down:** Shut down or isolate heating, cooling, ventilation air systems within the control area to prevent contamination and dust dispersal to other areas of the structure. During the Work, vents within the immediate removal area (to a distance of ten feet from the affected surface) shall be sealed with tape and plastic sheeting and as shown on plans.
  2. **Loose equipment:** Do not begin Work until immediate work area is free of loose equipment.
  3. **Pre-clean:** Pre-clean fixed objects within the proposed Work Areas using HEPA filtered vacuum equipment and/or protect occupants' belongings by covering with one layer of six mil polyethylene and have joints taped. All debris gathered during this clean up shall be disposed of properly. In addition, any loose paint or paint bearing debris found in the buildings are to be assumed hazardous and packaged and disposed of properly. The amount of the materials should be estimated during the pre-bid walk through.

4. **Use of a mini-containment:** At the Owner's and consultant's approval, the Abatement Subcontractor may utilize a portable mini-isolation chamber to create an isolated work area around single components to be removed. This chamber shall still be equipped with an adjacent clean room, and become an isolated work area sealed at all seams to where it is attached to adjacent surfaces. It shall also satisfy all requirements for a work area and satisfy all clearance criteria, as identified in this section and local law.
5. **Walls and floors:** Lay a single layer of six-mil thick polyethylene sheeting below the impacted area. Sheeting will extend to a distance of six feet beyond the affected area in all direction not bounded by walls or non-moveable partitions. Walls directly below the affected surface will be covered with six-mil thick polyethylene sheeting to extend 4 feet in either direction beyond the affected area.
6. **Surrounding barrier:** A barrier shall be erected at room entrances, which shall be sealed with a single layer of six-mil thick polyethylene sheeting, and a suitable two-stage decontamination unit shall be erected and attached to barrier sheeting.
7. **Maintaining barriers:** The abatement subcontractor shall maintain polyethylene barriers and a clean area as long as needed for the safe and proper completion of the work. Any openings or tears in the work area barriers shall be corrected by the abatement subcontractor at the beginning of each work day and as necessary during the workday with such openings and barriers in place and acceptable to the consultant.
8. **Removal of barriers:** Barriers shall not be removed until the work areas are thoroughly cleaned, and the area approved by the consultant. All debris must be bagged and removed from work areas, and the lead surface wipe samples must have passed final clearance test according to provisions detailed in the barrier removal.
9. **Signs:** Prior to the preparation of the dwelling for abatement, the abatement subcontractor shall place warning signs immediately outside all entrances and exits to the dwelling, warning that abatement work is being conducted in the vicinity. The signs shall be at least 20" x 14" and read:

**WARNING:  
LEAD WORK AREA  
POISON  
UNAUTHORIZED ENTRY PROHIBITED  
NO SMOKING, EATING OR DRINKING  
ALLOWED IN THE WORK AREA**

10. Signs shall be in bold lettering with lettering not smaller than two inches tall.
11. Maintain emergency and fire exits from Work Areas.
12. Construct and maintain suitable polyethylene barriers within the building to isolate the exterior work area from the interior of the building. Make every effort to maintain a distance of 10 feet from the barrier tape to the closet scheduled point of work within the Work area.

13. Maintain emergency and fire exits from Work Areas.

**E. Decontamination Facilities:**

Build suitable decontamination facilities described herein, as previously submitted for review, before start of construction.

In all cases, access between contaminated and uncontaminated rooms or areas shall be through an air lock previously defined. Passage between any two rooms within the decontamination facility shall be through an access doorway.

1. Locate decontamination facility as close in proximity to the Work area as possible.
2. Construct a two-stage worker decontamination enclosure system consisting of two totally separate areas to conform to standard Plans found herein and as follows.
  - a. A shower area with two access ways: one to the equipment room and one to the outside area. Plastic, if used, on shower room and adjoining equipment rooms shall be opaque.
  - b. The shower area shall contain at least one room with water for wet wiping of hands and face. Careful attention shall be paid to the shower enclosure to ensure against leaking of any kind.
3. If needed, provide or construct an equipment decontamination area consisting of two totally separate areas as follows:
  - a. A washroom, with access to a designated area of the Work area and access to the holding area.
  - b. A holding area with access to the washroom and access to an uncontaminated area.
4. At entrances and exits and the decontamination facility name of both the shower and equipment decontamination room, a clearly identifiable label shall be affixed that is visible from a distance of 25 feet.

**3.2 INTERIM CONTROL METHODS FOR LOOSE AND FLAKY LBP:**

- A. Prepare site per paragraph 3.1.
- B. Remove and clean or clean and wrap objects, such as lights and other items not previously sealed off that may interfere with lead removal. Use HEPA vacuum equipment and wet methods during fixture removal to reduce lead dispersal. Wrap removed items in plastic and store for reinstallation upon completion of testing procedures.
- C. **Protection:** Protect all fixtures, grills, lockers, and other non-removable equipment from water. Also, protect painted surfaces and flooring.



**D. Scrapping of loose and flaky paint:**

1. All surfaces shall be final scrapped following other flaky paint removal methods.
2. The Contractor shall scrape the material in such a manner as to prevent damage to the substrate.
3. The Contractor shall use wet methods during the scrapping process, unless the substrate will result in undo damage from the wetting. If wetting cannot be performed to this condition, scrapping shall be slow and deliberate so as to lessen the distance of travel. In all cases, occasional misting of the immediate area over the drop cloth shall be performed. After scrapping the impacted area, the area shall be thoroughly HEPA vacuumed.
4. Sufficient scrapping of loose and flaky paint for application of lead-bloc or other encapsulation method shall occur when a scrapping blade is drawn across the remaining painted surface with heaviness of hand and no additional paint dislodges from the substrate. Sufficient scrapping is at the discretion of the consultant and/or inspector.

**E. Paint Stabilization:** Perform paint stabilization process according to Section 2092, Part 3.3.D.

**3.3 CLEANUP AND CLEARANCE MONITORING:**

Comply with Section 02092HM, Part 3.3, for Cleanup and Clearance Monitoring.

**3.4 DISPOSAL OF LEAD-COATED MATERIALS AND LEAD-CONTAMINATED WASTE:**

Comply with Section 02092HM, Part 3.4, for Disposal of Lead-Coated Materials and Lead-Contaminated Waste.

**3.5 REESTABLISHMENT OF OBJECTS AND SYSTEMS:**

Comply with Section 02092HM, Part 3.5 for Reestablishment of Objects and Systems.

END OF SECTION

## SECTION 02095HM

### LEAD-BASED PAINT REMOVAL (Chemical and Component)

#### PART 1 - GENERAL

##### 1.1 SCOPE:

This Specification covers the abatement of materials coated with lead-based paint as described in Section 01010HM, Scope of Work.

##### 1.2 DESCRIPTION OF WORK:

- A. **The Work:** The Work specified herein shall be the removal of those materials coated with lead-based paint by persons knowledgeable, qualified, and trained in the removal, treatment, handling, and disposal of lead-based paint, and the subsequent cleaning of the affected environment, and who comply with Federal and State and Local regulations and guidelines which mandate work practices, and who are capable of performing the Work of this Contract.
- B. **Contract Fulfillment:** The Contractor shall supply all labor, materials, equipment, services, insurance, and incidentals which are necessary or required to perform the Work in accordance with applicable governmental regulations and guidelines and these Specifications.

##### 1.3 TERMINOLOGY:

See Section 02092HM, Part 1.3, for Terminology.

##### 1.4 APPLICABLE DOCUMENTS:

Comply with Section 02092HM, Part 1.4, for Applicable Documents.

##### 1.5 SUBMITTALS AND NOTICES:

Comply with Section 02092HM, Part 1.5, for Submittals and Notices.

##### 1.6 PERSONAL PROTECTION AND SAFETY:

Comply with Section 02092HM, Part 1.6. It shall be modified in the following particulars only.

A. **Respiratory protection requirements:**

1. Disposable (single use) respirators are not to be worn for protection against lead.

2. For the followings tasks or conditions a 1/2 mask air-purifying respirators equipped with high efficiency filters may be used:
  - a. Provided maximum airborne lead concentration outside the respirator is at or below 500  $\mu\text{g}/\text{m}^3$ :
  - b. During component removal were LBP dust is not generated.
  - c. During chemical removal. Suitable air-filter cartridges for use with chemicals must be employed.
  - d. Pre-construction sealing of openings and penetrations to the work areas with plastic sheeting.
  - e. Decontamination of removable items.
  - f. During removal of lead-containing materials.
  - g. During all cleanup and wipe down of area.
  - h. During final wipe down of work space
  - i. Loading lead-containing drums onto truck for transportation and unloading bags at approved landfill.
3. A full facepiece, powered air-purifying respirator equipped with HEPA filters will be required under the following conditions:
  - a. At any time that air monitoring levels indicate that lead concentrations are at least 500  $\mu\text{g}/\text{m}^3$  or greater.
  - b. Any situation where gross contamination has occurred, air sampling indicates airborne lead levels have exceeded 500  $\mu\text{g}/\text{m}^3$ .
4. All Employees and visitors will wear appropriate filters for the work at hand. If chemicals are used, follow manufacturer guidelines for appropriate personal and respiratory protection.

**B. Bilingual Worker protection procedures for chemical removal(Posted in both English and Spanish):**

1. Each worker and authorized visitor shall, upon entering the job site: put on a respirator and don two suits of protective clothing before entering the Equipment Room or the Work area. Clothing that is appropriate for weather and temperature conditions is worn under the protective clothing.
2. Each time before leaving the work area, all workers and authorized visitors shall remove gross contamination from the protective clothing using a HEPA vacuum, then remove the top protective suit and place within a labeled hazardous material 6-mil plastic bag which is within the work area. Personnel will then proceed to the Equipment Room and remove remaining protective clothing except respirators by

carefully rolling down the garment to reduce exposure to dust. Personnel will then proceed through to the washroom and clean the outside of the respirator with a wet disposable towel; remove the respirator; and thoroughly wet wipe themselves

3. Following wet wiping and drying off, each Worker shall proceed directly to the outside area at the end of each day's Work, or before eating, smoking, or drinking.
4. Before re-entering the Work Area each Worker and authorized visitor shall put on a clean respirator and shall dress in clean protective clothing as described above.
5. Contaminated work footwear shall be stored in the Equipment Room or Work area in a labeled 6-mil bag when not in use in the Work area, until they are appropriately decontaminated. Upon completion of lead abatement, dispose of footwear as contaminated waste unless they can be appropriately decontaminated. All porous type footwear will be disposed of as contaminated waste.
6. Workers removing waste containers from the equipment decontamination enclosure shall enter the holding area from outside wearing a respirator and dressed in clean disposable coveralls. No worker shall use this system as a means to leave or enter the washroom or the Work area.
7. Workers shall not eat, drink, smoke, or chew gum or tobacco while in the Work area.
8. Workers shall be fully protected with respirators and protective clothing from the time of first disturbance of lead-coated or contaminated materials prior to commencing actual lead abatement and until final cleanup is completed.

**C. Bilingual Worker protection procedures for component removal(Posted in both English and Spanish):**

1. Each worker and authorized visitor shall, upon entering the job site: put on a respirator and don one suit of protective clothing before entering the Equipment Room or the Work area. Clothing that is appropriate for weather and temperature conditions is worn under the protective clothing.
2. Each time before leaving the work area, all workers and authorized visitors shall remove gross contamination from the protective clothing using a HEPA vacuum, then remove protective clothing except respirators by carefully rolling down the garment to reduce exposure to dust and place within a labeled hazardous material 6-mil plastic bag which is within the work area. Personnel will then proceed through to the washroom and clean the outside of the respirator with a wet disposable towel; remove the respirator; and thoroughly wet wipe themselves
3. Following wet wiping, each Worker shall proceed directly to the outside area at the end of each day's Work, or before eating, smoking, or drinking.
4. Before re-entering the Work Area each Worker and authorized visitor shall put on a clean respirator and shall dress in clean protective clothing as described above.

5. Contaminated work footwear shall be stored in the Equipment Room or Work area in a labeled 6-mil bag when not in use in the Work area, until they are appropriately decontaminated. Upon completion of lead work, dispose of footwear as contaminated waste unless they can be appropriately decontaminated. All porous type footwear will be disposed of as contaminated waste.
6. Workers removing waste containers from the equipment decontamination enclosure shall enter the holding area from outside wearing a respirator and dressed in clean disposable coveralls. No worker shall use this system as a means to leave or enter the washroom or the Work area.
7. Workers shall not eat, drink, smoke, or chew gum or tobacco while in the Work area.
8. Workers shall be fully protected with respirators and protective clothing from the time of first disturbance of lead-coated or contaminated materials prior to commencing actual lead abatement and until final cleanup is completed.

#### **1.7 SUPERINTENDENT, FOREMAN, CRAFTSMAN:**

Comply with Section 02092HM, Part 1.7, Superintendent, Foreman, Craftsman.

### **PART 2 - MATERIAL AND EQUIPMENT**

Comply with Section 02092HM, Part 2. It shall be modified in the following particulars only.

#### **2.1 MATERIALS:**

- A. **Chemical removers:** Shall not contain methylene chloride. Chemical removers shall be compatible with and not harm the substrate they are applied to. Chemical removers used on masonry surfaces shall contain anti-stain formulation that inhibits the discoloration of stone, granite, brick, and other masonry construction. Chemical removers used on interior surfaces shall not raise or discolor the surface being abated. Chemical removers requiring neutralizers shall not be used on interior surfaces.
- B. **Chemical stripping agent neutralizers:** May be used on exterior surfaces only. Neutralizers shall be compatible with and not harm the substrate to which they are applied. Neutralizers shall be compatible with the stripping agent that has been applied to the surface substrate.

## PART 3 - EXECUTION

### 3.1 PREPARATION:

A. For exterior work, the abatement contractor shall prepare the area as follows:

1. **Doors and Windows:** Doors and windows on the side of the building upon which a dust-generating method is being used, and on the same floor and all floors below, must be covered with 6-mil thick polyethylene sheeting.
2. **Plants and ground:** The ground and any plants or shrubs in the area in which exterior abatement is occurring shall be covered with two layers of 6-mil plastic in a tarp-like fashion, sufficiently bonded together to form a single layer, and weighted at all edges so as to prevent blowing. A single 12-mil plastic sheet may be substituted. Such covering shall cover from the side of the structure to a point at least eight feet away from the structure for every story in height (10'). The covering shall be taped or otherwise attached to the structure.
3. Ground covers shall always be placed in manner that traps all debris and water. This is best accomplished by elevating the edges.
4. The plastic ground cover shall be properly disposed of and not re-used.
5. **Special Areas:** Any abatement project being performed on any structure other than a building shall be arranged, equipped, and operated in a manner which will eliminated the possibility of lead contaminates or lead contaminated materials escaping from the work.
6. **Maintain Barriers:** The abatement subcontractor shall maintain polyethylene barriers and a clean area as long as needed for the safe and proper completion of the work. Any openings or tears in the work area barriers shall be corrected by the abatement subcontractor at the beginning of each work day and as necessary during the workday with such openings and barriers in place and acceptable to the owner's consultant.
7. **Prior to barrier removal:** Barriers shall not be removed until the work areas are thoroughly cleaned and the area approved by the consultant. All debris must be bagged and removed from work areas, and the lead surface wipe samples must have passed final clearance test, in accordance with provisions detailed in the barrier removal.
8. **Use of mini-isolation chamber:** At the Owner's and consultant's approval, the Abatement Subcontractor may utilize a portable mini-isolation chamber to create an isolated work area around single components to be removed. This chamber shall still be equipped with an adjacent clean room, and become an isolated work area sealed at all seams to where it is attached to adjacent surfaces. It shall also satisfy all requirements for a work area and satisfy all clearance criteria, as identified in this section and local law.

9. **Signs:** Prior to the preparation of the dwelling for abatement, the abatement subcontractor shall place warning signs immediately outside all entrances and exits to the dwelling, warning that abatement work is being conducted in the vicinity. The signs shall be at least 20" x 14" and read

**WARNING:  
LEAD WORK AREA  
POISON  
UNAUTHORIZED ENTRY PROHIBITED  
NO SMOKING, EATING OR DRINKING  
ALLOWED IN THE WORK AREA**

10. Signs shall be in bold lettering with lettering not smaller than two inches tall.
  11. Construct and maintain suitable polyethylene barriers within the building to isolate the exterior work area from the interior of the building. Make every effort to maintain a distance of 25 feet from the barrier tape to the closet scheduled point of work within the Work area.
  12. Maintain emergency and fire exits from Work Areas.
- B. For interior work, the abatement contractor shall prepare the area as follows:
1. **HVAC shut down:** Shut down or isolate heating, cooling, ventilation air systems within the control area to prevent contamination and dust dispersal to other areas of the structure. During the Work, vents within the immediate removal area (to a distance of ten feet from the affected surface) shall be sealed with tape and plastic sheeting and as shown on plans.
  2. **Loose equipment:** Do not begin Work until immediate work area is free of loose equipment.
  3. **Pre-clean:** Pre-clean fixed objects within the proposed Work Areas, using HEPA filtered vacuum equipment and/or protect occupants' belongings by covering with one layer of six mil polyethylene and have joints taped. All debris gathered during this clean up shall be disposed of properly. In addition, any loose paint or paint bearing debris found in the buildings are to be assumed hazardous and packaged and disposed of properly. The amount of the materials should be estimated during the pre-bid walk through.
  4. **Use of a mini-containment:** At the Owner's and consultant's approval, the Abatement Subcontractor may utilize a portable mini-isolation chamber to create an isolated work area around single components to be removed. This chamber shall still be equipped with an adjacent clean room, and become an isolated work area sealed at all seams to where it is attached to adjacent surfaces. It shall also satisfy all requirements for a work area and satisfy all clearance criteria, as identified in this section and local law.
  5. **Walls and floors:** Lay a single layer of six-mil thick polyethylene sheeting below impacted area. Sheeting will extend to a distance of six feet beyond the affected area in all directions not bounded by walls or non-moveable partitions. Walls

directly below the affected surface will be covered with six-mil thick polyethylene sheeting to extend 4 feet in either direction beyond the affected area.

6. **Surrounding barrier:** A barrier shall be erected at room entrances, which shall be sealed with a single layer of six-mil thick polyethylene sheeting and a suitable 2 stage decontamination unit, shall be erected and attached to barrier sheeting.
7. **Maintaining barriers:** The abatement subcontractor shall maintain polyethylene barriers and a clean area as long as needed for the safe and proper completion of the work. Any openings or tears in the work area barriers shall be corrected by the abatement subcontractor at the beginning of each work day and as necessary during the workday with such openings and barriers in place and acceptable to the consultant.
8. **Removal of barriers:** Barriers shall not be removed until the work areas are thoroughly cleaned, and the area approved by the consultant. All debris must be bagged and removed from work areas, and the lead surface wipe samples must have passed final clearance test, in accordance with provisions detailed in the barrier removal.
9. **Signs:** Prior to the preparation of the dwelling for abatement, the abatement subcontractor shall place warning signs immediately outside all entrances and exits to the dwelling, warning that abatement work is being conducted in the vicinity. The signs shall be at least 20" x 14" and read:

**WARNING:  
LEAD WORK AREA  
POISON  
UNAUTHORIZED ENTRY PROHIBITED  
NO SMOKING, EATING OR DRINKING  
ALLOWED IN THE WORK AREA**

10. Signs shall be in bold lettering with lettering not smaller than two inches tall.
11. Maintain emergency and fire exits from Work Areas.
12. Construct and maintain suitable polyethylene barriers within the building to isolate the exterior work area from the interior of the building. Make every effort to maintain a distance of 10 feet from the barrier tape to the closet scheduled point of work within the Work area.
13. Maintain emergency and fire exits from Work Areas.

**C. Decontamination Facilities:**

Build suitable decontamination facilities described herein, as previously submitted for review, before start of construction.

In all cases, access between contaminated and uncontaminated rooms or areas shall be through an air lock previously defined. Passage between any two rooms within the decontamination facility shall be through an access doorway.



1. Locate decontamination facility as close in proximity to the Work area as possible.
2. Construct a two-stage worker decontamination enclosure system consisting of three totally separate areas to conform to standard Plans bound herein and as follows.
  - a. A shower area with two access ways, one to the equipment room and one to the outside area. Plastic, if used, on shower room and adjoining equipment rooms shall be opaque.
  - b. The shower area shall contain at least one room with water for wet wiping of hands and face. Careful attention shall be paid to the shower enclosure to ensure against leaking of any kind.
3. If needed, provide or construct an equipment decontamination area consisting of two totally separate areas as follows:
  - a. A washroom, with access to a designated area of the Work area and access to the holding area.
  - b. A holding area with access to the washroom and access to an uncontaminated area.
4. The entrances and exits and the decontamination facility name of both the shower and equipment decontamination room will be appropriately labeled and identifiable from a distance of 25 feet.

### **3.2 LEAD REMOVAL:**

- A. Prepare site per paragraph 3.1.
- B. Remove and clean or clean and wrap objects, such as lights and other items not previously sealed off that may interfere with lead removal. Use HEPA vacuum equipment and wet methods during fixture removal to reduce lead dispersal. Wrap removed items in plastic and store for reinstallation upon completion of testing procedures.
- C. Protect all fixtures, grills, lockers and other non-removable equipment from water. Also, protect painted surfaces and flooring.
- D. **Lead-Based Paint Removal (component):**
  1. Care must be taken so that leaded materials are neither burned, nor dusted, nor result in further exposure to workers, residents, children, or observers.
  2. Care shall be taken to avoid damage to adjacent areas during the removal of components to be replaced. The Abatement Subcontractor shall run a utility knife around the edge (score) of the abatement substrate and the adjacent (non-abated)

substrate to cut any bonding between the substrates and thereby eliminate damage.

3. If components to be removed contain gross areas of loose or peeling paint, these areas shall be wet scrapped or HEPA vacuumed prior to removal. The paint chips shall be contained either in the HEPA vacuum or in a separate 6-mil polyethylene bag. Temporary encapsulants used expressly for this purpose are also acceptable.
4. Components that are removed for replacement shall be temporarily wrapped for transport to the dumpster. Care shall be taken when transporting leaded components from the work area to the dumpster. All leaded components shall be sealed in airtight containers from transport to the dumpsite. Once the materials have been transferred, it shall be removed from the container and placed in the lined dumpster.
5. A pry device shall be utilized to carefully remove exterior materials. Remove each component and carefully lower to the ground. Care shall be taken to preserve the integrity of the structural elements of the materials. Continuously control dust utilizing an airless spray or apply a light application of water. Containerization shall be accomplished by removing or flattening all nails to prevent punctures or tearing.

#### **E. Lead-Based Paint Removal (Chemically):**

1. Use only chemical removers and neutralizers as outlined in Part 2.1.A & B above.
2. Protect all surrounding non-removal surfaces from chemical exposure.
3. Ensure that the chemical is applied and removed in strict accordance with manufacture instructions.
4. Ensure that damaging of the substrate material is prevented while chemical is being removed from the surface. If damage occurs, contractor will prep the material accordingly for a smooth pre-finishing surface.
5. Ensure that any chemical that falls or loses contact with the removal surface is immediately wiped up.
6. Place all hazardous waste immediately upon removal in appropriate containers per manufacturers and regulatory guidelines.

### **3.3 CLEANUP AND CLEARANCE MONITORING:**

Comply with Section 02092HM, Part 3.3, for Cleanup and Clearance Monitoring.

### **3.4 DISPOSAL OF LEAD-COATED MATERIALS AND LEAD-CONTAMINATED WASTE:**

Comply with Section 02092HM, Part 3.4, for Disposal of Lead-Coated Materials and Lead-Contaminated Waste.

**3.5 REESTABLISHMENT OF OBJECTS AND SYSTEMS:**

Comply with Section 02092HM, Part 3.5, for Reestablishment of Objects and Systems.

END OF SECTION

**APPENDIX A**

**BEN LOMOND ELEMENTARY SCHOOL  
LIMITED ASBESTOS INSPECTION REPORT  
DATED DECEMBER 9, 2021**



Industrial Hygiene • Air Quality • Lead & Asbestos • Training • Health & Safety

## LIMITED ASBESTOS INSPECTION REPORT

Conducted at:

BEN LOMOND ELEMENTARY SCHOOL  
COVERED WALKWAYS ROOFING PROJECT  
621 EAST COVINA BOULEVARD  
COVINA, CALIFORNIA 91722

Prepared for:

MR. BRIAN JOHNSON  
ASSISTANT DIRECTOR OF MAINTENANCE & OPERATION, FACILITIES &  
TRANSPORTATIONS  
COVINA-VALLEY UNIFIED SCHOOL DISTRICT  
519 EAST BADILLO STREET  
COVINA, CALIFORNIA 91723

Prepared by:

EXECUTIVE ENVIRONMENTAL  
310 EAST FOOTHILL BOULEVARD, SUITE 200  
ARCADIA, CALIFORNIA 91006

Project Number EE 21-Z0172-0133  
December 9, 2021

Report assembled by:

Yesenia G. Galeana  
Technical Report Writer  
Executive Environmental

Report generated/reviewed by:

Tim Galeana, CAC# 98-2470  
Senior Project Manager  
Executive Environmental

# TABLE OF CONTENTS

- I. EXECUTIVE SUMMARY
- II. SAMPLING METHODOLOGY
- III. SAMPLE ANALYSIS
- IV. FINDINGS
- V. CONCLUSIONS/RECOMMENDATIONS
- VI. DISCLAIMER/REPORT LIMITATIONS

## APPENDICES

APPENDIX A – LABORATORY ANALYSIS REPORT

APPENDIX B – SITE DRAWING

APPENDIX C – STAFF CERTIFICATION

## **LIMITED ASBESTOS INSPECTION REPORT**

**Project Number:** EE 21-Z0172-0133

**Client:** Covina-Valley Unified School District  
519 East Badillo Street  
Covina, California 91723

**Site Location:** Ben Lomond Elementary School  
Covered Walkways Roofing Project  
621 East Covina Boulevard  
Covina, California 91722

**Site Use:** School Property

**Contact Person:** Mr. Brian Johnson  
Assistant Director of Maintenance & Operations, Facilities  
and Transportation  
Phone: (626) 974-7000, ext. 800145

**Inspection Date:** October 22, 2021

**Inspected By:** Mr. Matthew Barna  
Certified Site Surveillance Technician, # 19-6738

**Report Assembled By:** Ms. Yesenia G. Galeana  
Technical Report Writer

**Report Generated/Reviewed By:** Mr. Tim Galeana  
Certified Asbestos Consultant, # 98-2470

---

### **V. EXECUTIVE SUMMARY**

Executive Environmental (EE) provided the services of a Certified Asbestos Consultant (Rhys Kuzmic # 09-4586) and Certified Site Surveillance Technician (Mr. Matthew Barna # 19-6738), to conduct a limited asbestos inspection at Ben Lomond Elementary School located at 621 East Covina Boulevard, Covina, California. The inspection was conducted as a precursor to the upcoming covered walkways roofing project. Materials suspected of containing asbestos were sampled and analyzed for the presence of asbestos. Asbestos-Containing Materials (ACM) were identified during this inspection. *This is considered a limited inspection. The inspection was limited to exterior materials anticipated to be impacted by the covered walkways roofing project, as directed by the District Representative.*

## II. SAMPLING METHODOLOGY

A visual inspection of the Covered Walkways was conducted prior to the collection of any bulk samples. The visual inspection was conducted to identify and record the location and condition of the materials to be sampled that may be impacted by the covered walkways roofing project. Following the visual inspection, bulk material samples of the identified suspect asbestos-containing building materials were collected. The materials were categorized into homogeneous groupings, and each sample was assigned a unique sample number and placed into a sealed container.

Upon completion of the bulk sample collection, a chain of custody was prepared, and the samples were delivered to the laboratory for analysis. LA Testing of South Pasadena, California analyzed the samples using Polarized Light Microscopy (PLM). LA Testing is an accredited participant in the National Voluntary Laboratory Accreditation Program (NVLAP), No. 200232-0, and also accredited by the American Industrial Hygiene Association (AIHA), No. 102814. The principles described in the current Environmental Protection Agency (EPA) 600 method were used in the preparation and analysis of the bulk samples.

*Note: Inaccessible suspect asbestos materials may be located within sealed ceilings, walls, or floors; or within wall cavities, interstitials, shafts, etc. Suspect asbestos materials located in these areas must be sampled prior to any activities that might cause them to be disturbed.*

## III. SAMPLE ANALYSIS

Seventy-two (72) samples were collected during this inspection. The laboratory analysis results are identified in the following table. Materials determined not to contain asbestos are listed as “No Asbestos Detected” (NAD).

Any material found to contain more than 1% of a known asbestos substance is considered to be an asbestos-containing material (ACM). Materials falling within this category are controlled and must be handled in accordance with the California Occupational Safety & Health Administration (Cal/OSHA), EPA, and South Coast Air Quality Management District (SCAQMD) regulations.

In addition, materials which are characterized as non-ACM by EPA or other local regulatory agencies may fall within the regulatory standards of Cal/OSHA, which further regulates any materials found to contain more than 1/10 of 1%, but 1% or less, of a known asbestos substance as asbestos-containing construction materials (ACCMs). Impacting or handling ACCMs requires special employer Registration, documentation, training, and personal protective equipment. When a material is to be impacted, the National Emission Standards for Hazardous Air Pollutants (NESHAPs) regulations require further testing for materials that fall within this category.



The PLM analytical protocol requires each layer of the sample to be analyzed separately. The quantity of analyses will vary based on the number of layers in a sample and whether a "positive stop" is employed. When one sample of a homogeneous area is positive, the remainder of the samples need not be analyzed because the entire homogeneous area must be considered positive.

**Sampling results begin on the next page.**

**POLARIZED LIGHT MICROSCOPY (PLM) ANALYSIS DATA**

Ben Lomond Elementary School  
621 East Covina Boulevard  
Covina, California 91722

Homogeneous Material #	Material Description	Material Location	Estimated Quantity	Condition <sup>A</sup>	Type <sup>B</sup>	Friable	Percent Damaged	Sample Number	Sample Location	Analytical Results
<b>Covered Walkways</b>										
1	Rolled roofing material on underlayment with residual tar (core sample)	Covered Walkway no. 1: throughout rooftop	750 Square Feet	G	Misc.	No	0	2110220133MB-01	Northeast	Layers A thru C: NAD <sup>C</sup>
								2110220133MB-02	South	Layers A thru F: NAD
								2110220133MB-03	Southwest	Layers A thru F: NAD
2	Roof penetration mastic	Covered Walkway no. 1: throughout rooftop at drains and flashings in some areas	8 Square Feet	G	Misc.	No	0	2110220133MB-04	Northwest drain	10% Chrysotile
								2110220133MB-05	South drain	10% Chrysotile
								2110220133MB-06	Southeast flashing	7% Chrysotile
3	Mastic	Covered Walkway no. 1: under conduit pads	8 Square Feet	G	Misc.	No	0	2110220133MB-19	East	NAD
								2110220133MB-20	Middle	NAD
								2110220133MB-21	West	NAD

*Note: This table must be used in conjunction with the entire report. This document is not to be used for contract bidding and is intended to be used to identify asbestos-containing materials and their locations only.*

**Sampling results continue on the next page.**

<sup>A</sup> G = Good; D = Damaged; SD = Severely Damaged

<sup>B</sup> Misc. = Miscellaneous; Surf. = Surfacing; TSI = Thermal System Insulation

<sup>C</sup> NAD – No Asbestos Detected

**POLARIZED LIGHT MICROSCOPY (PLM) ANALYSIS DATA**

Ben Lomond Elementary School  
621 East Covina Boulevard  
Covina, California 91722

Homogeneous Material #	Material Description	Material Location	Estimated Quantity	Condition <sup>D</sup>	Type <sup>E</sup>	Friable	Percent Damaged	Sample Number	Sample Location	Analytical Results
<b>Covered Walkways</b>										
4	Rolled roofing material on underlayment with residual tar (core sample)	Covered Walkway no. 2: throughout rooftop	2,500 Square Feet	G	Misc.	No	0	2110220133MB-07	North	Layers A thru E: NAD <sup>F</sup>
								2110220133MB-08	Middle	Layers A thru E: NAD
								2110220133MB-09	South	Layers A thru E: NAD
5	Roof penetration mastic	Covered Walkway no. 2: throughout rooftop at drains and flashings in some areas	25 Square Feet	G	Misc.	No	0	2110220133MB-10	Northeast drain	10% Chrysotile
								2110220133MB-11	West flashing	Layer A: 10% Chrysotile
										Layer B: NAD
								2110220133MB-12	South flashing	Layer A: 10% Chrysotile
Layer B: NAD										
6	Mastic	Covered Walkway no. 2: under conduit pads	65 Square Feet	G	Misc.	No	0	2110220133MB-22	North	Layers A & B: NAD
								2110220133MB-23	Middle	Layers A & B: NAD
								2110220133MB-24	South	Layers A & B: NAD

*Note: This table must be used in conjunction with the entire report. This document is not to be used for contract bidding and is intended to be used to identify asbestos-containing materials and their locations only.*

**Sampling results continue on the next page.**

<sup>D</sup> G = Good; D = Damaged; SD = Severely Damaged

<sup>E</sup> Misc. = Miscellaneous; Surf. = Surfacing; TSI = Thermal System Insulation

<sup>F</sup> NAD – No Asbestos Detected

**POLARIZED LIGHT MICROSCOPY (PLM) ANALYSIS DATA**

Ben Lomond Elementary School  
621 East Covina Boulevard  
Covina, California 91722

Homogeneous Material #	Material Description	Material Location	Estimated Quantity	Condition <sup>G</sup>	Type <sup>H</sup>	Friable	Percent Damaged	Sample Number	Sample Location	Analytical Results
<b>Covered Walkways</b>										
7	Rolled roofing material on underlayment with residual tar (core sample)	Covered Walkway no. 3: throughout rooftop	1,500 Square Feet	G	Misc.	No	0	2110220133MB-13	East	Layers A thru E: NAD <sup>I</sup>
								2110220133MB-14	Middle	Layers A thru E: NAD
								2110220133MB-15	West	Layers A thru E: NAD
8	Roof penetration mastic	Covered Walkway no. 3: throughout rooftop at drains and flashings in some areas	15 Square Feet	G	Misc.	No	0	2110220133MB-16	Northwest flashing	Layers A thru C: NAD
								2110220133MB-17	South flashing	10% Chrysotile
								2110220133MB-18	Southeast flashing	Layers A thru C: NAD
9	Mastic	Covered Walkway no. 3: under conduit pads	32 Square Feet	G	Misc.	No	0	2110220133MB-25	Northwest	Layers A thru C: NAD
								2110220133MB-26	South-center	Layers A thru C: NAD
								2110220133MB-27	East	Layers A thru C: NAD

*Note: This table must be used in conjunction with the entire report. This document is not to be used for contract bidding and is intended to be used to identify asbestos-containing materials and their locations only.*

**Sampling results continue on the next page.**

<sup>G</sup> G = Good; D = Damaged; SD = Severely Damaged

<sup>H</sup> Misc. = Miscellaneous; Surf. = Surfacing; TSI = Thermal System Insulation

<sup>I</sup> NAD – No Asbestos Detected

**POLARIZED LIGHT MICROSCOPY (PLM) ANALYSIS DATA**

Ben Lomond Elementary School  
621 East Covina Boulevard  
Covina, California 91722

Homogeneous Material #	Material Description	Material Location	Estimated Quantity	Condition <sup>J</sup>	Type <sup>K</sup>	Friable	Percent Damaged	Sample Number	Sample Location	Analytical Results
<b>Covered Walkways</b>										
10	Rolled roofing material on underlayment with residual tar (core sample)	Covered Walkway no. 4: throughout rooftop	40 Square Feet	G	Misc.	No	0	2110220133MB-28	Northeast	Layers A thru E: NAD <sup>L</sup>
								2110220133MB-29	West	Layers A thru E: NAD
								2110220133MB-30	South	Layers A thru E: NAD
11	Roof penetration mastic	Covered Walkway no. 4: throughout rooftop at drains and flashings	4 Square Feet	G	Misc.	No	0	2110220133MB-31	Northeast flashing	Layer A: 7% Chrysotile Layer B: NAD
								2110220133MB-32	West drain	10% Chrysotile
								2110220133MB-33	Southwest flashing	Layers A & B: NAD
12	Rolled roofing material on underlayment with residual tar (core sample)	Covered Walkway no. 5: throughout rooftop	40 Square Feet	G	Misc.	No	0	2110220133MB-34	Northeast	Layers A thru E: NAD
								2110220133MB-35	Northwest	Layers A thru F: NAD
								2110220133MB-36	South	Layers A thru F: NAD

*Note: This table must be used in conjunction with the entire report. This document is not to be used for contract bidding and is intended to be used to identify asbestos-containing materials and their locations only.*

**Sampling results continue on the next page.**

<sup>J</sup> G = Good; D = Damaged; SD = Severely Damaged

<sup>K</sup> Misc. = Miscellaneous; Surf. = Surfacing; TSI = Thermal System Insulation

<sup>L</sup> NAD – No Asbestos Detected

**POLARIZED LIGHT MICROSCOPY (PLM) ANALYSIS DATA**

Ben Lomond Elementary School  
621 East Covina Boulevard  
Covina, California 91722

Homogeneous Material #	Material Description	Material Location	Estimated Quantity	Condition <sup>M</sup>	Type <sup>N</sup>	Friable	Percent Damaged	Sample Number	Sample Location	Analytical Results
<b>Covered Walkaways</b>										
13	Roof penetration mastic	Covered Walkway no. 5: throughout rooftop at drains and flashings	4 Square Feet	G	Misc.	No	0	2110220133MB-37	Northeast flashing	Layer A: NAD <sup>o</sup>
								2110220133MB-38		West drain
								2110220133MB-39	South flashing	Layers A & B: NAD
14	Rolled roofing material on underlayment with residual tar (core sample)	Covered Walkway no. 6: throughout rooftop	40 Square Feet	G	Misc.	No	0	2110220133MB-40	Northeast	Layer A: 10% Chrysotile
								2110220133MB-41	Southeast	Layer B: NAD
								2110220133MB-42	West	Layers A thru F: NAD
15	Roof penetration mastic	Covered Walkway no. 6: throughout rooftop at drains and flashings	4 Square Feet	G	Misc.	No	0	2110220133MB-43	Northwest	Layers A thru E: NAD
								2110220133MB-44	Northeast	Layers A thru E: NAD
								2110220133MB-45	Southeast	NAD

*Note: This table must be used in conjunction with the entire report. This document is not to be used for contract bidding and is intended to be used to identify asbestos-containing materials and their locations only.*

**Sampling results continue on the next page.**

<sup>M</sup> G = Good; D = Damaged; SD = Severely Damaged

<sup>N</sup> Misc. = Miscellaneous; Surf. = Surfacing; TSI = Thermal System Insulation

<sup>o</sup> NAD – No Asbestos Detected

**POLARIZED LIGHT MICROSCOPY (PLM) ANALYSIS DATA**

Ben Lomond Elementary School  
621 East Covina Boulevard  
Covina, California 91722

Homogeneous Material #	Material Description	Material Location	Estimated Quantity	Condition <sup>P</sup>	Type <sup>Q</sup>	Friable	Percent Damaged	Sample Number	Sample Location	Analytical Results
<b>Covered Walkways</b>										
16	Rolled roofing material on underlayment with residual tar (core sample)	Covered Walkway no. 7: throughout rooftop	40 Square Feet	G	Misc.	No	0	2110220133MB-46	Northeast	Layers A thru E: NAD <sup>R</sup>
								2110220133MB-47	Southeast	Layers A thru E: NAD
								2110220133MB-48	West	Layers A thru E: NAD
17	Roof penetration mastic	Covered Walkway no. 7: throughout rooftop at drains and flashings	4 Square Feet	G	Misc.	No	0	2110220133MB-49	North at drain	NAD
								2110220133MB-50	South at flashing	NAD
								2110220133MB-51	Southeast at flashing	NAD
18	Rolled roofing material on underlayment with residual tar (core sample)	Covered Walkway no. 8: throughout rooftop	40 Square Feet	G	Misc.	No	0	2110220133MB-52	Northeast	Layers A thru F: NAD
								2110220133MB-53	West	Layers A thru E: NAD
								2110220133MB-54	Southeast	Layers A thru E: NAD
19	Roof penetration mastic	Covered Walkway no. 8: throughout rooftop at drains and flashings	4 Square Feet	G	Misc.	No	0	2110220133MB-55	North at drain	NAD
								2110220133MB-56	East	10% Chrysotile
								2110220133MB-57	Southwest	Layers A & B: NAD

*Note: This table must be used in conjunction with the entire report. This document is not to be used for contract bidding and is intended to be used to identify asbestos-containing materials and their locations only.*

<sup>P</sup> G = Good; D = Damaged; SD = Severely Damaged

<sup>Q</sup> Misc. = Miscellaneous; Surf. = Surfacing; TSI = Thermal System Insulation

<sup>R</sup> NAD – No Asbestos Detected

**POLARIZED LIGHT MICROSCOPY (PLM) ANALYSIS DATA**

Ben Lomond Elementary School  
621 East Covina Boulevard  
Covina, California 91722

Homogeneous Material #	Material Description	Material Location	Estimated Quantity	Condition <sup>S</sup>	Type <sup>T</sup>	Friable	Percent Damaged	Sample Number	Sample Location	Analytical Results
<b>Covered Walkways</b>										
20	Rolled roofing material on underlayment with residual tar (core sample)	Covered Walkway no. 9: throughout rooftop	40 Square Feet	G	Misc.	No	0	2110220133MB-58	Northeast	Layers A thru E: NAD <sup>U</sup>
								2110220133MB-59	South	Layers A thru E: NAD
								2110220133MB-60	West	Layers A thru E: NAD
21	Roof penetration mastic	Covered Walkway no. 9: throughout rooftop at drains and flashings	4 Square Feet	G	Misc.	No	0	2110220133MB-61	Northeast	Layers A & B: NAD
								2110220133MB-62	Southwest	10% Chrysotile
								2110220133MB-63	Southwest	NAD
22	Rolled roofing material on underlayment with residual tar (core sample)	Covered Walkway no. 10: throughout rooftop	2,700 Square Feet	G	Misc.	No	0	2110220133MB-64	West	Layers A thru D: NAD
								2110220133MB-65	Center	Layers A thru C: NAD
								2110220133MB-66	East	Layers A thru C: NAD

*Note: This table must be used in conjunction with the entire report. This document is not to be used for contract bidding and is intended to be used to identify asbestos-containing materials and their locations only.*

**Sampling results continue on the next page.**

<sup>S</sup> G = Good; D = Damaged; SD = Severely Damaged

<sup>T</sup> Misc. = Miscellaneous; Surf. = Surfacing; TSI = Thermal System Insulation

<sup>U</sup> NAD – No Asbestos Detected



**POLARIZED LIGHT MICROSCOPY (PLM) ANALYSIS DATA**

Ben Lomond Elementary School  
621 East Covina Boulevard  
Covina, California 91722

Homogeneous Material #	Material Description	Material Location	Estimated Quantity	Condition <sup>v</sup>	Type <sup>w</sup>	Friable	Percent Damaged	Sample Number	Sample Location	Analytical Results
<b>Covered Walkaways</b>										
23	Roof penetration mastic	Covered Walkway no. 10: throughout rooftop at support blocks, flashing, drains and patched areas	270 Square Feet	G	Misc.	No	0	2110220133MB-67	Northwest at flashing	NAD
								2110220133MB-68	West at drain	NAD
								2110220133MB-69	Northeast at drain	NAD
24	Mastic	Covered Walkway no. 10: under conduit pads	110 Square Feet	G	Misc.	No	0	2110220133MB-70	West	Layers A & B: NAD
								2110220133MB-71	Center	Layers A & B: NAD
								2110220133MB-72	East	Layers A & B: NAD

*Note: This table must be used in conjunction with the entire report. This document is not to be used for contract bidding and is intended to be used to identify asbestos-containing materials and their locations only.*

**The remainder of this page is intentionally blank.**

<sup>v</sup> G = Good; D = Damaged; SD = Severely Damaged

<sup>w</sup> Misc. = Miscellaneous; Surf. = Surfacing; TSI = Thermal System Insulation

#### IV. FINDINGS

EE conducted a limited asbestos inspection of Ben Lomond Elementary School located at 621 East Covina Boulevard, Covina, California.

Twenty-four (24) homogeneous material group was identified during the visual inspection. Seventy-two (72) samples of suspect asbestos-containing materials were collected and delivered to LA Testing of South Pasadena, California, for analysis. The homogeneous areas and sampling results are listed on the table in Section III.

The analytical data revealed that the following materials contain asbestos:

##### **Covered Walkways:**

- Roof penetration mastic: The roof penetration mastic at located throughout the rooftops at drains and flashings of Covered Walkways no. 1, 2, 3, 4, 5, 8 and 9 tested positive for asbestos.

#### V. CONCLUSIONS/RECOMMENDATIONS

Normally, asbestos-containing material found to be in good condition is not considered a hazard, unless it is disturbed. Prior to the start of any activity, such as remodeling, demolition, or renovation that might disturb these materials, a Certified Asbestos Consultant should be contracted to design and monitor the project. A California-licensed asbestos contractor should be hired to complete the asbestos abatement procedures.

If you have any questions, please call Mr. Tim Galeana at 626-441-7050. We are glad we could be of service to you.

#### VI. DISCLAIMER/REPORT LIMITATIONS

All reports and recommendations are based on conditions and practices observed and information made available to Executive Environmental (EE) by the client and the designated sites/facilities on the days sampling was conducted. This report does not purport to set forth all hazards, nor to indicate that other hazards do not exist. No responsibility is assumed by EE for the control or correction of conditions or practices existing at the facilities, or at any other premises surveyed by EE, for and on the behalf of the client. Services provided by EE shall be governed by the standard of practice for professional services measured at the time those services are rendered.

All information contained in this report is proprietary and limited to the scope of services, parameters of the analytical methods used and the conditions present at the time of this inspection. Any references to quantities are considered estimates and are not to be construed as actual.

**APPENDIX A – LABORATORY ANALYSIS REPORT**



# LA Testing

520 Mission Street South Pasadena, CA 91030

Tel/Fax: (323) 254-9960 / (323) 254-9982

<http://www.LATesting.com> / [pasadenalab@latesting.com](mailto:pasadenalab@latesting.com)

LA Testing Order: 322119743

Customer ID: 32EXEC52

Customer PO:

Project ID:

**Attention:** Yesenia Galeana  
Executive Environmental Services Corp.  
310 East Foothill Blvd.  
Suite 200  
Arcadia, CA 91006

**Project:** 21-Z0172-0133 / Sampler: Matt Barna

**Phone:** (626) 441-7050

**Fax:** (626) 441-0016

**Received Date:** 10/22/2021 4:50 PM

**Analysis Date:** 10/28/2021 - 10/29/2021

**Collected Date:** 10/22/2021

## Test Report: Asbestos Analysis of Bulk Materials via EPA 600/R-93/116 Method using Polarized Light Microscopy

Sample	Appearance	Non-Asbestos		Asbestos
		% Fibrous	% Non-Fibrous	% Type
2110220133MB-1-A <i>322119743-0001</i>	Brown/Black Fibrous Heterogeneous	5% Cellulose 25% Glass	70% Non-fibrous (Other)	None Detected
2110220133M-1-B <i>322119743-0001A</i>	Black Fibrous Homogeneous	20% Glass	80% Non-fibrous (Other)	None Detected
2110220133M-1-C <i>322119743-0001B</i>	Black/Silver Non-Fibrous Homogeneous		100% Non-fibrous (Other)	None Detected
2110220133MB-2-A <i>322119743-0002</i>	Brown/Black Fibrous Heterogeneous	30% Glass	70% Non-fibrous (Other)	None Detected
2110220133M-2-B <i>322119743-0002A</i>	Black Fibrous Homogeneous	40% Synthetic	60% Non-fibrous (Other)	None Detected
2110220133M-2-C <i>322119743-0002B</i>	Black Fibrous Homogeneous	15% Glass	85% Non-fibrous (Other)	None Detected
2110220133M-2-D <i>322119743-0002C</i>	Brown Fibrous Homogeneous	90% Cellulose	10% Non-fibrous (Other)	None Detected
2110220133M-2-E <i>322119743-0002D</i> <i>Mastic</i> <i>QC</i>	Black Non-Fibrous Homogeneous		100% Non-fibrous (Other)	None Detected
2110220133M-2-F <i>322119743-0002E</i> <i>Tar</i> <i>QC</i>	Black/Silver Non-Fibrous Homogeneous		100% Non-fibrous (Other)	None Detected
2110220133MB-3-A <i>322119743-0003</i>	Brown/Black/Blue Non-Fibrous Homogeneous	30% Glass	70% Non-fibrous (Other)	None Detected
2110220133MB-3-B <i>322119743-0003A</i>	Black Fibrous Homogeneous	30% Synthetic	70% Non-fibrous (Other)	None Detected
2110220133MB-3-C <i>322119743-0003B</i>	Black Fibrous Homogeneous	15% Glass	85% Non-fibrous (Other)	None Detected
2110220133MB-3-D <i>322119743-0003C</i>	Brown Fibrous Homogeneous	98% Cellulose	2% Non-fibrous (Other)	None Detected
2110220133MB-3-E <i>322119743-0003D</i> <i>Tar Mastic</i>	Black Fibrous Homogeneous		100% Non-fibrous (Other)	None Detected

Initial report from: 10/29/2021 17:06:05



# LA Testing

520 Mission Street South Pasadena, CA 91030

Tel/Fax: (323) 254-9960 / (323) 254-9982

<http://www.LATesting.com> / [pasadenalab@latesting.com](mailto:pasadenalab@latesting.com)

LA Testing Order: 322119743

Customer ID: 32EXEC52

Customer PO:

Project ID:

## Test Report: Asbestos Analysis of Bulk Materials via EPA 600/R-93/116 Method using Polarized Light Microscopy

Sample	Appearance	Non-Asbestos		Asbestos % Type
		% Fibrous	% Non-Fibrous	
2110220133MB-3-F  322119743-0003E Mastic	Black Non-Fibrous Homogeneous		100% Non-fibrous (Other)	None Detected
2110220133MB-4  322119743-0004 Mastic QC	Brown/Black/Silver Fibrous Homogeneous	5% Glass	85% Non-fibrous (Other)	10% Chrysotile
2110220133MB-5  322119743-0005 Mastic QC	Black/Silver Fibrous Homogeneous	15% Glass	75% Non-fibrous (Other)	10% Chrysotile
2110220133MB-6  322119743-0006 MasticQC	Black Fibrous Homogeneous	5% Glass	88% Non-fibrous (Other)	7% Chrysotile
2110220133MB-7-A  322119743-0007	Black Fibrous Heterogeneous	45% Synthetic 20% Glass	35% Non-fibrous (Other)	None Detected
2110220133MB-7-B  322119743-0007A	Black Fibrous Homogeneous	15% Glass	85% Non-fibrous (Other)	None Detected
2110220133MB-7-C  322119743-0007B	Brown Fibrous Homogeneous	90% Cellulose	10% Non-fibrous (Other)	None Detected
2110220133MB-7-D  322119743-0007C Tar QC	Black/Silver Non-Fibrous Homogeneous		100% Non-fibrous (Other)	None Detected
2110220133MB-7-E  322119743-0007D Mastic QC	Black Non-Fibrous Homogeneous		100% Non-fibrous (Other)	None Detected
2110220133MB-8-A  322119743-0008	Black Fibrous Heterogeneous		100% Non-fibrous (Other)	None Detected
2110220133MB-8-B  322119743-0008A	Black Fibrous Homogeneous	15% Glass	85% Non-fibrous (Other)	None Detected
2110220133MB-8-C  322119743-0008B	Brown Fibrous Homogeneous	90% Cellulose	10% Non-fibrous (Other)	None Detected
2110220133MB-8-D  322119743-0008C	Black/Silver Non-Fibrous Homogeneous		100% Non-fibrous (Other)	None Detected
2110220133MB-8-E  322119743-0008D	Black Non-Fibrous Homogeneous		100% Non-fibrous (Other)	None Detected
2110220133MB-9-A  322119743-0009	Black/Silver Non-Fibrous Homogeneous		100% Non-fibrous (Other)	None Detected
2110220133MB-9-B  322119743-0009A	Black Fibrous Homogeneous	15% Glass	85% Non-fibrous (Other)	None Detected
2110220133MB-9-C  322119743-0009B	Brown Fibrous Homogeneous	98% Cellulose	2% Non-fibrous (Other)	None Detected

Initial report from: 10/29/2021 17:06:05



# LA Testing

520 Mission Street South Pasadena, CA 91030

Tel/Fax: (323) 254-9960 / (323) 254-9982

<http://www.LATesting.com> / [pasadenalab@latesting.com](mailto:pasadenalab@latesting.com)

LA Testing Order: 322119743

Customer ID: 32EXEC52

Customer PO:

Project ID:

## Test Report: Asbestos Analysis of Bulk Materials via EPA 600/R-93/116 Method using Polarized Light Microscopy

Sample	Appearance	Non-Asbestos		Asbestos % Type
		% Fibrous	% Non-Fibrous	
2110220133MB-9-D <i>322119743-0009C</i>	Black Non-Fibrous Homogeneous		100% Non-fibrous (Other)	None Detected
2110220133MB-9-E <i>322119743-0009D</i>	Black Non-Fibrous Homogeneous		100% Non-fibrous (Other)	None Detected
2110220133MB-10 <i>322119743-0010</i> Mastic QC	Black/Silver Fibrous Homogeneous	5% Glass	85% Non-fibrous (Other)	10% Chrysotile
2110220133MB-11-A <i>322119743-0011</i> Mastic QC	Gray/Black Fibrous Homogeneous	5% Glass	85% Non-fibrous (Other)	10% Chrysotile
2110220133MB-11-B <i>322119743-0011A</i> Tar Mastic QC	Black/Silver Non-Fibrous Homogeneous	3% Glass	97% Non-fibrous (Other)	None Detected
2110220133MB-12-A <i>322119743-0012</i> MasticQC	Gray/Black Fibrous Homogeneous	5% Glass	85% Non-fibrous (Other)	10% Chrysotile
2110220133MB-12-B <i>322119743-0012A</i>	Black/Silver Non-Fibrous Homogeneous		100% Non-fibrous (Other)	None Detected
2110220133MB-13-A <i>322119743-0013</i>	Brown/Black Fibrous Heterogeneous	45% Synthetic 15% Glass	40% Non-fibrous (Other)	None Detected
2110220133M-13-B <i>322119743-0013A</i>	Black Fibrous Homogeneous	15% Glass	85% Non-fibrous (Other)	None Detected
2110220133M-13-C <i>322119743-0013B</i>	Brown Fibrous Homogeneous	90% Cellulose	10% Non-fibrous (Other)	None Detected
2110220133M-13-D <i>322119743-0013C</i>	Black/Silver Non-Fibrous Homogeneous		100% Non-fibrous (Other)	None Detected
2110220133M-13-E <i>322119743-0013D</i>	Black Non-Fibrous Homogeneous		100% Non-fibrous (Other)	None Detected
2110220133MB-14-A <i>322119743-0014</i>	Black Fibrous Heterogeneous	45% Synthetic 15% Glass	40% Non-fibrous (Other)	None Detected
2110220133M-14-B <i>322119743-0014A</i>	Black Fibrous Homogeneous	15% Glass	85% Non-fibrous (Other)	None Detected
2110220133M-14-C <i>322119743-0014B</i>	Brown Fibrous Homogeneous	90% Cellulose	10% Non-fibrous (Other)	None Detected
2110220133M-14-D <i>322119743-0014C</i>	Black/Silver Non-Fibrous Homogeneous		100% Non-fibrous (Other)	None Detected
2110220133M-14-E <i>322119743-0014D</i>	Black Non-Fibrous Homogeneous		100% Non-fibrous (Other)	None Detected

Initial report from: 10/29/2021 17:06:05



# LA Testing

520 Mission Street South Pasadena, CA 91030

Tel/Fax: (323) 254-9960 / (323) 254-9982

<http://www.LATesting.com> / [pasadenalab@latesting.com](mailto:pasadenalab@latesting.com)

LA Testing Order: 322119743

Customer ID: 32EXEC52

Customer PO:

Project ID:

## Test Report: Asbestos Analysis of Bulk Materials via EPA 600/R-93/116 Method using Polarized Light Microscopy

Sample	Appearance	Non-Asbestos		Asbestos % Type
		% Fibrous	% Non-Fibrous	
2110220133MB-15 A <small>322119743-0015</small>	Black Non-Fibrous Homogeneous	45% Synthetic 15% Glass	40% Non-fibrous (Other)	None Detected
2110220133MB-15 B <small>322119743-0015A</small>	Black Fibrous Homogeneous	15% Glass	85% Non-fibrous (Other)	None Detected
2110220133MB-15 C <small>322119743-0015B</small>	Black Non-Fibrous Homogeneous	95% Cellulose	5% Non-fibrous (Other)	None Detected
2110220133MB-15 D <small>322119743-0015C</small>	Black/Silver Non-Fibrous Homogeneous		100% Non-fibrous (Other)	None Detected
2110220133MB-15 E <small>322119743-0015D</small>	Black Non-Fibrous Homogeneous		100% Non-fibrous (Other)	None Detected
2110220133MB-16-A <small>322119743-0016</small>	Black/Silver Non-Fibrous Homogeneous		100% Non-fibrous (Other)	None Detected
2110220133M-16-B <small>322119743-0016A</small>	Black Non-Fibrous Homogeneous		100% Non-fibrous (Other)	None Detected
2110220133M-16-C <small>322119743-0016B</small>	Black Fibrous Homogeneous	40% Synthetic	60% Non-fibrous (Other)	None Detected
2110220133MB-17 <small>322119743-0017</small>	Black/Silver Non-Fibrous Homogeneous		90% Non-fibrous (Other)	10% Chrysotile
2110220133MB-18-A <small>322119743-0018</small>	Black/Silver Non-Fibrous Homogeneous		100% Non-fibrous (Other)	None Detected
2110220133MB-18-B <small>322119743-0018A</small>	Black Non-Fibrous Homogeneous		100% Non-fibrous (Other)	None Detected
2110220133MB-18-C <small>322119743-0018B</small>	Black Non-Fibrous Homogeneous	20% Glass	80% Non-fibrous (Other)	None Detected
2110220133MB-19 <small>322119743-0019</small>	Black/Silver Fibrous Homogeneous	15% Glass	85% Non-fibrous (Other)	None Detected
2110220133MB-20 <small>322119743-0020</small>	Black Fibrous Heterogeneous	40% Synthetic 15% Glass	45% Non-fibrous (Other)	None Detected
2110220133MB-21 <small>322119743-0021</small>	Black/Silver Fibrous Homogeneous	20% Glass	80% Non-fibrous (Other)	None Detected
2110220133MB-22-A <small>322119743-0022</small>	Brown/Black/Silver Fibrous Heterogeneous	5% Cellulose 40% Synthetic 15% Glass	40% Non-fibrous (Other)	None Detected
2110220133MB-22-B <small>322119743-0022A</small>	Black/Silver Non-Fibrous Homogeneous		100% Non-fibrous (Other)	None Detected
2110220133MB-23-A <small>322119743-0023</small>	Black/Silver Fibrous Heterogeneous	15% Glass	85% Non-fibrous (Other)	None Detected
2110220133MB-23-B <small>322119743-0023A</small>	Black Non-Fibrous Homogeneous		100% Non-fibrous (Other)	None Detected

Initial report from: 10/29/2021 17:06:05



# LA Testing

520 Mission Street South Pasadena, CA 91030

Tel/Fax: (323) 254-9960 / (323) 254-9982

<http://www.LATesting.com> / [pasadenalab@latesting.com](mailto:pasadenalab@latesting.com)

LA Testing Order: 322119743

Customer ID: 32EXEC52

Customer PO:

Project ID:

## Test Report: Asbestos Analysis of Bulk Materials via EPA 600/R-93/116 Method using Polarized Light Microscopy

Sample	Appearance	Non-Asbestos		Asbestos % Type
		% Fibrous	% Non-Fibrous	
2110220133MB-24-A <small>322119743-0024</small>	Black/Silver Non-Fibrous Homogeneous		100% Non-fibrous (Other)	None Detected
2110220133MB-24-B <small>322119743-0024A</small>	Black Non-Fibrous Homogeneous		100% Non-fibrous (Other)	None Detected
2110220133MB-25-A <small>322119743-0025</small>	Black/Silver Fibrous Heterogeneous	15% Glass	85% Non-fibrous (Other)	None Detected
2110220133M-25-B <small>322119743-0025A</small>	Black Non-Fibrous Homogeneous		100% Non-fibrous (Other)	None Detected
2110220133M-25-C <small>322119743-0025B</small>	Black Fibrous Homogeneous	50% Synthetic	50% Non-fibrous (Other)	None Detected
2110220133MB-26-A <small>322119743-0026</small>	Black/Silver Fibrous Heterogeneous	15% Cellulose	85% Non-fibrous (Other)	None Detected
2110220133M-26-B <small>322119743-0026A</small>	Black Non-Fibrous Homogeneous		100% Non-fibrous (Other)	None Detected
2110220133M-26-C <small>322119743-0026B</small>	Black Fibrous Homogeneous	20% Glass	80% Non-fibrous (Other)	None Detected
2110220133MB-27-A <small>322119743-0027</small>	Black/Silver Non-Fibrous Homogeneous	20% Cellulose	80% Non-fibrous (Other)	None Detected
2110220133MB-27-B <small>322119743-0027A</small>	Black Non-Fibrous Homogeneous		100% Non-fibrous (Other)	None Detected
2110220133MB-27-C <small>322119743-0027B</small>	Black Non-Fibrous Homogeneous	25% Glass	75% Non-fibrous (Other)	None Detected
2110220133MB-28-A <small>322119743-0028</small>	Black Fibrous Heterogeneous	20% Glass	80% Non-fibrous (Other)	None Detected
2110220133M-28-B <small>322119743-0028A</small>	Black Fibrous Homogeneous	45% Synthetic	55% Non-fibrous (Other)	None Detected
2110220133M-28-C <small>322119743-0028B</small>	Brown Fibrous Homogeneous	98% Cellulose	2% Non-fibrous (Other)	None Detected
2110220133M-28-D <small>322119743-0028C</small>	Black Non-Fibrous Homogeneous		100% Non-fibrous (Other)	None Detected
2110220133M-28-E <small>322119743-0028D</small>	Black Non-Fibrous Homogeneous		100% Non-fibrous (Other)	None Detected
2110220133MB-29-A <small>322119743-0029</small>	Black Fibrous Heterogeneous	20% Glass	80% Non-fibrous (Other)	None Detected
2110220133M-29-B <small>322119743-0029A</small>	Black Fibrous Homogeneous	45% Synthetic	55% Non-fibrous (Other)	None Detected
2110220133M-29-C <small>322119743-0029B</small>	Brown Fibrous Homogeneous	98% Cellulose	2% Non-fibrous (Other)	None Detected

Initial report from: 10/29/2021 17:06:05





# LA Testing

520 Mission Street South Pasadena, CA 91030

Tel/Fax: (323) 254-9960 / (323) 254-9982

<http://www.LATesting.com> / [pasadenalab@latesting.com](mailto:pasadenalab@latesting.com)

LA Testing Order: 322119743

Customer ID: 32EXEC52

Customer PO:

Project ID:

## Test Report: Asbestos Analysis of Bulk Materials via EPA 600/R-93/116 Method using Polarized Light Microscopy

Sample	Appearance	Non-Asbestos		Asbestos % Type
		% Fibrous	% Non-Fibrous	
2110220133M-29-D <small>322119743-0029C</small>	Black/Silver Non-Fibrous Homogeneous		100% Non-fibrous (Other)	None Detected
2110220133M-29-E <small>322119743-0029D</small>	Black Non-Fibrous Homogeneous		100% Non-fibrous (Other)	None Detected
2110220133MB-30-A <small>322119743-0030</small>	Black Non-Fibrous Homogeneous	25% Glass	75% Non-fibrous (Other)	None Detected
2110220133MB-30-B <small>322119743-0030A</small>	Black Non-Fibrous Homogeneous	50% Synthetic	50% Non-fibrous (Other)	None Detected
2110220133MB-30-C <small>322119743-0030B</small>	Black Non-Fibrous Homogeneous	95% Cellulose	5% Non-fibrous (Other)	None Detected
2110220133MB-30-D <small>322119743-0030C</small>	Black/Silver Non-Fibrous Homogeneous		100% Non-fibrous (Other)	None Detected
2110220133MB-30-E <small>322119743-0030D</small>	Black Non-Fibrous Homogeneous		100% Non-fibrous (Other)	None Detected
2110220133MB-31-A <small>322119743-0031</small>	Gray/Black/Silver Non-Fibrous Homogeneous	20% Cellulose 10% Glass	63% Non-fibrous (Other)	7% Chrysotile
2110220133MB-31-B <small>322119743-0031A</small>	Black/Silver Non-Fibrous Homogeneous		100% Non-fibrous (Other)	None Detected
2110220133MB-32 <small>322119743-0032</small>	Black/Silver Fibrous Heterogeneous	2% Cellulose 5% Glass	83% Non-fibrous (Other)	10% Chrysotile
2110220133MB-33-A <small>322119743-0033</small>	Gray/Black Fibrous Homogeneous	30% Synthetic 20% Glass	50% Non-fibrous (Other)	None Detected
2110220133MB-33-B <small>322119743-0033A</small>	Black Non-Fibrous Homogeneous		100% Non-fibrous (Other)	None Detected
2110220133MB-34-A <small>322119743-0034</small>	Black Fibrous Heterogeneous	20% Glass	80% Non-fibrous (Other)	None Detected
2110220133M-34-B <small>322119743-0034A</small>	Black Fibrous Homogeneous	45% Synthetic	55% Non-fibrous (Other)	None Detected
2110220133M-34-C <small>322119743-0034B</small>	Brown Fibrous Homogeneous	98% Cellulose	2% Non-fibrous (Other)	None Detected
2110220133M-34-D <small>322119743-0034C</small>	Black/Silver Non-Fibrous Homogeneous		100% Non-fibrous (Other)	None Detected
2110220133M-34-E <small>322119743-0034D</small>	Black Non-Fibrous Homogeneous		100% Non-fibrous (Other)	None Detected
2110220133MB-35-A <small>322119743-0035</small>	Black Fibrous Heterogeneous	20% Glass	80% Non-fibrous (Other)	None Detected
2110220133M-35-B <small>322119743-0035A</small>	Black Fibrous Homogeneous	45% Synthetic	55% Non-fibrous (Other)	None Detected

Initial report from: 10/29/2021 17:06:05



# LA Testing

520 Mission Street South Pasadena, CA 91030

Tel/Fax: (323) 254-9960 / (323) 254-9982

<http://www.LATesting.com> / [pasadenalab@latesting.com](mailto:pasadenalab@latesting.com)

LA Testing Order: 322119743

Customer ID: 32EXEC52

Customer PO:

Project ID:

## Test Report: Asbestos Analysis of Bulk Materials via EPA 600/R-93/116 Method using Polarized Light Microscopy

Sample	Appearance	Non-Asbestos		Asbestos % Type
		% Fibrous	% Non-Fibrous	
2110220133M-35-C <small>322119743-0035B</small>	Brown Fibrous Homogeneous	98% Cellulose	2% Non-fibrous (Other)	None Detected
2110220133M-35-D <small>322119743-0035C</small>	Black Fibrous Homogeneous	25% Cellulose	75% Non-fibrous (Other)	None Detected
2110220133M-35-E <small>322119743-0035D</small>	Gray/Black/Silver Non-Fibrous Homogeneous		100% Non-fibrous (Other)	None Detected
2110220133M-35-F <small>322119743-0035E</small>	Black Non-Fibrous Homogeneous		100% Non-fibrous (Other)	None Detected
2110220133MB-36 A <small>322119743-0036</small>	Black Non-Fibrous Homogeneous	25% Glass	75% Non-fibrous (Other)	None Detected
2110220133MB-36 B <small>322119743-0036A</small>	Black Non-Fibrous Homogeneous	50% Synthetic	50% Non-fibrous (Other)	None Detected
2110220133MB-36 C <small>322119743-0036B</small>	Brown Non-Fibrous Homogeneous	95% Cellulose	5% Non-fibrous (Other)	None Detected
2110220133MB-36 D <small>322119743-0036C</small>	Black Non-Fibrous Homogeneous	25% Cellulose	75% Non-fibrous (Other)	None Detected
2110220133MB-36 E <small>322119743-0036D</small>	Black/Silver Non-Fibrous Homogeneous		100% Non-fibrous (Other)	None Detected
2110220133MB-36 F <small>322119743-0036E</small>	Black Non-Fibrous Homogeneous		100% Non-fibrous (Other)	None Detected
2110220133MB-37-A <small>322119743-0037</small>	White/Silver Non-Fibrous Homogeneous		100% Non-fibrous (Other)	None Detected
2110220133MB-37-B <small>322119743-0037A</small>	Black/Silver Non-Fibrous Homogeneous	5% Glass	85% Non-fibrous (Other)	10% Chrysotile
2110220133MB-38-A <small>322119743-0038</small>	Black/Silver Fibrous Heterogeneous	20% Glass	80% Non-fibrous (Other)	None Detected
2110220133MB-38-B <small>322119743-0038A</small>	Black Fibrous Homogeneous	40% Cellulose	60% Non-fibrous (Other)	None Detected
2110220133MB-39-A <small>322119743-0039 MasticQC</small>	Gray/Black Non-Fibrous Homogeneous		90% Non-fibrous (Other)	10% Chrysotile
2110220133MB-39-B <small>322119743-0039A</small>	Black Non-Fibrous Homogeneous		100% Non-fibrous (Other)	None Detected
2110220133MB-40-A <small>322119743-0040</small>	Brown/Black Fibrous Heterogeneous	20% Glass	80% Non-fibrous (Other)	None Detected
2110220133M-40-B <small>322119743-0040A</small>	Black Fibrous Heterogeneous	45% Synthetic	55% Non-fibrous (Other)	None Detected
2110220133M-40-C <small>322119743-0040B</small>	Brown Fibrous Homogeneous	98% Cellulose	2% Non-fibrous (Other)	None Detected

Initial report from: 10/29/2021 17:06:05



# LA Testing

520 Mission Street South Pasadena, CA 91030

Tel/Fax: (323) 254-9960 / (323) 254-9982

<http://www.LATesting.com> / [pasadenalab@latesting.com](mailto:pasadenalab@latesting.com)

LA Testing Order: 322119743

Customer ID: 32EXEC52

Customer PO:

Project ID:

## Test Report: Asbestos Analysis of Bulk Materials via EPA 600/R-93/116 Method using Polarized Light Microscopy

Sample	Appearance	Non-Asbestos		Asbestos % Type
		% Fibrous	% Non-Fibrous	
2110220133M-40-D <small>322119743-0040C</small>	Black Fibrous Heterogeneous	30% Cellulose	70% Non-fibrous (Other)	None Detected
2110220133M-40-E <small>322119743-0040D</small>	Brown/Gray/Black Non-Fibrous Homogeneous		100% Non-fibrous (Other)	None Detected
2110220133M-40-F <small>322119743-0040E</small>	Black Non-Fibrous Homogeneous		100% Non-fibrous (Other)	None Detected
2110220133MB-41-A <small>322119743-0041</small>	Black Non-Fibrous Heterogeneous	20% Glass	80% Non-fibrous (Other)	None Detected
2110220133M-41-B <small>322119743-0041A</small>	Black Fibrous Homogeneous	45% Synthetic	55% Non-fibrous (Other)	None Detected
2110220133M-41-C <small>322119743-0041B</small>	Brown Fibrous Homogeneous	98% Cellulose	2% Non-fibrous (Other)	None Detected
2110220133M-41-D <small>322119743-0041C</small>	Gray/Black/Silver Non-Fibrous Homogeneous		100% Non-fibrous (Other)	None Detected
2110220133M-41-E <small>322119743-0041D</small>	Black Non-Fibrous Homogeneous		100% Non-fibrous (Other)	None Detected
2110220133MB-42-A <small>322119743-0042</small>	Black Fibrous Homogeneous	25% Glass	75% Non-fibrous (Other)	None Detected
2110220133MB-42-B <small>322119743-0042A</small>	Black Fibrous Homogeneous	50% Synthetic	50% Non-fibrous (Other)	None Detected
2110220133MB-42-C <small>322119743-0042B</small>	Brown Fibrous Homogeneous	95% Cellulose	5% Non-fibrous (Other)	None Detected
2110220133MB-42-D <small>322119743-0042C</small>	Gray/Black/Silver Non-Fibrous Homogeneous		100% Non-fibrous (Other)	None Detected
2110220133MB-42-E <small>322119743-0042D</small>	Black Non-Fibrous Homogeneous		100% Non-fibrous (Other)	None Detected
2110220133MB-43-A <small>322119743-0043</small>	White/Silver Non-Fibrous Homogeneous		100% Non-fibrous (Other)	None Detected
2110220133MB-43-B <small>322119743-0043A</small>	Black/Silver Fibrous Heterogeneous	15% Glass	85% Non-fibrous (Other)	None Detected
2110220133MB-44 <small>322119743-0044</small>	Brown/Black/Silver Fibrous Heterogeneous	20% Glass	80% Non-fibrous (Other)	None Detected
2110220133MB-45 <small>322119743-0045</small>	Black/Silver Non-Fibrous Homogeneous	20% Glass	80% Non-fibrous (Other)	None Detected
2110220133MB-46-A <small>322119743-0046</small>	Black Fibrous Heterogeneous	20% Glass	80% Non-fibrous (Other)	None Detected
2110220133M-46-B <small>322119743-0046A</small>	Black Fibrous Homogeneous	45% Synthetic	55% Non-fibrous (Other)	None Detected

Initial report from: 10/29/2021 17:06:05



# LA Testing

520 Mission Street South Pasadena, CA 91030

Tel/Fax: (323) 254-9960 / (323) 254-9982

<http://www.LATesting.com> / [pasadenalab@latesting.com](mailto:pasadenalab@latesting.com)

LA Testing Order: 322119743

Customer ID: 32EXEC52

Customer PO:

Project ID:

## Test Report: Asbestos Analysis of Bulk Materials via EPA 600/R-93/116 Method using Polarized Light Microscopy

Sample	Appearance	Non-Asbestos		Asbestos % Type
		% Fibrous	% Non-Fibrous	
2110220133M-46-C <i>322119743-0046B</i>	Brown Non-Fibrous Homogeneous	98% Cellulose	2% Non-fibrous (Other)	None Detected
2110220133M-46-D <i>322119743-0046C</i>	Brown/Gray/Black Non-Fibrous Homogeneous		100% Non-fibrous (Other)	None Detected
2110220133M-46-E <i>322119743-0046D</i>	Black Non-Fibrous Homogeneous		100% Non-fibrous (Other)	None Detected
2110220133MB-47-A <i>322119743-0047</i>	Black/Silver Fibrous Heterogeneous	15% Glass	85% Non-fibrous (Other)	None Detected
2110220133M-47-B <i>322119743-0047A</i>	Black Fibrous Homogeneous	45% Synthetic	55% Non-fibrous (Other)	None Detected
2110220133M-47-C <i>322119743-0047B</i>	Brown Fibrous Homogeneous	98% Cellulose	2% Non-fibrous (Other)	None Detected
2110220133M-47-D <i>322119743-0047C</i>	Black/Silver Non-Fibrous Homogeneous		100% Non-fibrous (Other)	None Detected
2110220133M-47-E <i>322119743-0047D</i>	Black Non-Fibrous Homogeneous		100% Non-fibrous (Other)	None Detected
2110220133MB-48-A <i>322119743-0048</i>	Black Fibrous Homogeneous	20% Glass	80% Non-fibrous (Other)	None Detected
2110220133MB-48-B <i>322119743-0048A</i>	Black Fibrous Homogeneous	40% Synthetic	60% Non-fibrous (Other)	None Detected
2110220133MB-48-C <i>322119743-0048B</i>	Brown Fibrous Homogeneous	95% Cellulose	5% Non-fibrous (Other)	None Detected
2110220133MB-48-D <i>322119743-0048C</i> <i>TarQC</i>	Gray/Black/Silver Non-Fibrous Homogeneous		100% Non-fibrous (Other)	None Detected
2110220133MB-48-E <i>322119743-0048D</i> <i>MasticQC</i>	Black Non-Fibrous Homogeneous		100% Non-fibrous (Other)	None Detected
2110220133MB-49 <i>322119743-0049</i>	Black/Silver Non-Fibrous Homogeneous	25% Cellulose 7% Glass	68% Non-fibrous (Other)	None Detected
2110220133MB-50 <i>322119743-0050</i>	Black/Silver Non-Fibrous Homogeneous	5% Cellulose 15% Glass	80% Non-fibrous (Other)	None Detected
2110220133MB-51 <i>322119743-0051</i>	Black/Silver Non-Fibrous Homogeneous	5% Cellulose 20% Glass	75% Non-fibrous (Other)	None Detected
2110220133MB-52-A <i>322119743-0052</i>	Brown/Black Non-Fibrous Homogeneous	20% Glass	80% Non-fibrous (Other)	None Detected
2110220133M-52-B <i>322119743-0052A</i>	Black Fibrous Homogeneous	45% Synthetic	55% Non-fibrous (Other)	None Detected
2110220133M-52-C <i>322119743-0052B</i>	Brown Fibrous Homogeneous	98% Cellulose	2% Non-fibrous (Other)	None Detected

Initial report from: 10/29/2021 17:06:05



# LA Testing

520 Mission Street South Pasadena, CA 91030

Tel/Fax: (323) 254-9960 / (323) 254-9982

<http://www.LATesting.com> / [pasadenalab@lateesting.com](mailto:pasadenalab@lateesting.com)

LA Testing Order: 322119743

Customer ID: 32EXEC52

Customer PO:

Project ID:

## Test Report: Asbestos Analysis of Bulk Materials via EPA 600/R-93/116 Method using Polarized Light Microscopy

Sample	Appearance	Non-Asbestos		Asbestos % Type
		% Fibrous	% Non-Fibrous	
2110220133M-52-D <small>322119743-0052C</small>	Black Fibrous Heterogeneous	30% Cellulose	70% Non-fibrous (Other)	None Detected
2110220133M-52-E <small>322119743-0052D</small>	Black/Silver Non-Fibrous Homogeneous		100% Non-fibrous (Other)	None Detected
2110220133M-52-F <small>322119743-0052E</small>	Black Non-Fibrous Homogeneous		100% Non-fibrous (Other)	None Detected
2110220133MB-53-A <small>322119743-0053</small>	Black Fibrous Heterogeneous	15% Glass	85% Non-fibrous (Other)	None Detected
2110220133M-53-B <small>322119743-0053A</small>	Black Fibrous Heterogeneous	45% Synthetic	55% Non-fibrous (Other)	None Detected
2110220133M-53-C <small>322119743-0053B</small>	Brown Fibrous Homogeneous	98% Cellulose	2% Non-fibrous (Other)	None Detected
2110220133M-53-D <small>322119743-0053C</small>	Black/Silver Non-Fibrous Homogeneous		100% Non-fibrous (Other)	None Detected
2110220133M-53-E <small>322119743-0053D</small>	Black Non-Fibrous Homogeneous		100% Non-fibrous (Other)	None Detected
2110220133MB-54-A <small>322119743-0054</small>	Black Non-Fibrous Homogeneous	20% Glass	80% Non-fibrous (Other)	None Detected
2110220133MB-54-B <small>322119743-0054A</small>	Black Non-Fibrous Homogeneous	50% Synthetic	50% Non-fibrous (Other)	None Detected
2110220133M-54-C <small>322119743-0054B</small>	Brown Non-Fibrous Homogeneous	95% Cellulose	5% Non-fibrous (Other)	None Detected
2110220133M-54-D <small>322119743-0054C</small>	Gray/Black/Silver Non-Fibrous Homogeneous		100% Non-fibrous (Other)	None Detected
2110220133M-54-E <small>322119743-0054D</small>	Black Non-Fibrous Homogeneous		100% Non-fibrous (Other)	None Detected
2110220133MB-55 <small>322119743-0055</small>	Black/Silver Non-Fibrous Homogeneous	15% Cellulose 5% Glass	80% Non-fibrous (Other)	None Detected
2110220133MB-56 <small>322119743-0056</small>	Gray/Black/Silver Non-Fibrous Homogeneous		90% Non-fibrous (Other)	10% Chrysotile
2110220133MB-57-A <small>322119743-0057</small>	White/Silver Non-Fibrous Homogeneous		100% Non-fibrous (Other)	None Detected
2110220133MB-57-B <small>322119743-0057A</small>	Black/Silver Non-Fibrous Homogeneous	25% Cellulose 10% Glass	65% Non-fibrous (Other)	None Detected
2110220133MB-58-A <small>322119743-0058</small>	Black Fibrous Heterogeneous	15% Glass	85% Non-fibrous (Other)	None Detected
2110220133M-58-B <small>322119743-0058A</small>	Black Fibrous Homogeneous	45% Synthetic	55% Non-fibrous (Other)	None Detected

Initial report from: 10/29/2021 17:06:05



# LA Testing

520 Mission Street South Pasadena, CA 91030

Tel/Fax: (323) 254-9960 / (323) 254-9982

<http://www.LATesting.com> / [pasadenalab@lateesting.com](mailto:pasadenalab@lateesting.com)

LA Testing Order: 322119743

Customer ID: 32EXEC52

Customer PO:

Project ID:

## Test Report: Asbestos Analysis of Bulk Materials via EPA 600/R-93/116 Method using Polarized Light Microscopy

Sample	Appearance	Non-Asbestos		Asbestos % Type
		% Fibrous	% Non-Fibrous	
2110220133M-58-C <small>322119743-0058B</small>	Brown Fibrous Homogeneous	98% Cellulose	2% Non-fibrous (Other)	None Detected
2110220133M-58-D <small>322119743-0058C</small>	Brown/Black/Silver Non-Fibrous Homogeneous		100% Non-fibrous (Other)	None Detected
2110220133M-58-E <small>322119743-0058D</small>	Black Non-Fibrous Homogeneous		100% Non-fibrous (Other)	None Detected
2110220133MB-59-A <small>322119743-0059</small>	Black Fibrous Heterogeneous	10% Glass	90% Non-fibrous (Other)	None Detected
2110220133M-59-B <small>322119743-0059A</small>	Black Fibrous Homogeneous	45% Synthetic	55% Non-fibrous (Other)	None Detected
2110220133M-59-C <small>322119743-0059B</small>	Brown Fibrous Homogeneous	98% Cellulose	2% Non-fibrous (Other)	None Detected
2110220133M-59-D <small>322119743-0059C</small>	Black Fibrous Heterogeneous	25% Glass	75% Non-fibrous (Other)	None Detected
2110220133M-59-E <small>322119743-0059D</small>	Black/Silver Non-Fibrous Homogeneous		100% Non-fibrous (Other)	None Detected
2110220133MB-60-A <small>322119743-0060</small>	Black Fibrous Heterogeneous	20% Glass	80% Non-fibrous (Other)	None Detected
2110220133M-60-B <small>322119743-0060A</small>	Black Fibrous Heterogeneous	40% Synthetic	60% Non-fibrous (Other)	None Detected
2110220133M-60-C <small>322119743-0060B</small>	Brown Fibrous Homogeneous	98% Cellulose	2% Non-fibrous (Other)	None Detected
2110220133M-60-D <small>322119743-0060C</small>	Black/Silver Non-Fibrous Homogeneous		100% Non-fibrous (Other)	None Detected
2110220133M-60-E <small>322119743-0060D</small>	Black Non-Fibrous Homogeneous		100% Non-fibrous (Other)	None Detected
2110220133MB-61-A <small>322119743-0061</small>	White/Silver Non-Fibrous Homogeneous		100% Non-fibrous (Other)	None Detected
2110220133MB-61-B <small>322119743-0061A</small>	Black/Silver Non-Fibrous Homogeneous	7% Glass	93% Non-fibrous (Other)	None Detected
2110220133MB-62 <small>322119743-0062</small>	Gray/Black/Silver Non-Fibrous Homogeneous	5% Glass	85% Non-fibrous (Other)	10% Chrysotile
2110220133MB-63 <small>322119743-0063</small>	Black/Silver Non-Fibrous Homogeneous	10% Glass	90% Non-fibrous (Other)	None Detected
2110220133MB-64-A <small>322119743-0064</small>	Black Fibrous Heterogeneous	15% Glass	85% Non-fibrous (Other)	None Detected
2110220133M-64-B <small>322119743-0064A</small>	Brown Fibrous Homogeneous	98% Cellulose	2% Non-fibrous (Other)	None Detected

Initial report from: 10/29/2021 17:06:05



# LA Testing

520 Mission Street South Pasadena, CA 91030

Tel/Fax: (323) 254-9960 / (323) 254-9982

<http://www.LATesting.com> / [pasadenalab@latesting.com](mailto:pasadenalab@latesting.com)

LA Testing Order: 322119743

Customer ID: 32EXEC52

Customer PO:

Project ID:

## Test Report: Asbestos Analysis of Bulk Materials via EPA 600/R-93/116 Method using Polarized Light Microscopy

Sample	Appearance	Non-Asbestos		Asbestos % Type
		% Fibrous	% Non-Fibrous	
2110220133M-64-C <small>322119743-0064B</small>	Black Fibrous Homogeneous	20% Glass	80% Non-fibrous (Other)	None Detected
2110220133M-64-D <small>322119743-0064C</small>	Black/Silver Non-Fibrous Homogeneous		100% Non-fibrous (Other)	None Detected
2110220133MB-65-A <small>322119743-0065</small>	Black Fibrous Heterogeneous	40% Synthetic 10% Glass	50% Non-fibrous (Other)	None Detected
2110220133M-65-B <small>322119743-0065A</small>	Brown/Black Fibrous Heterogeneous	75% Cellulose 15% Glass	10% Non-fibrous (Other)	None Detected
2110220133M-65-C <small>322119743-0065B</small>	Black/Silver Non-Fibrous Homogeneous		100% Non-fibrous (Other)	None Detected
2110220133MB-66-A <small>322119743-0066</small>	Brown/Black Fibrous Heterogeneous	40% Synthetic 15% Glass	45% Non-fibrous (Other)	None Detected
2110220133M-66-B <small>322119743-0066A</small>	Black Fibrous Homogeneous	80% Cellulose 10% Glass	10% Non-fibrous (Other)	None Detected
2110220133M-66-C <small>322119743-0066B</small>	Black/Silver Non-Fibrous Homogeneous		100% Non-fibrous (Other)	None Detected
2110220133MB-67 <small>322119743-0067</small>	Black/Silver Fibrous Heterogeneous	30% Synthetic 15% Glass	55% Non-fibrous (Other)	None Detected
2110220133MB-68 <small>322119743-0068</small>	Black/Silver Fibrous Heterogeneous	30% Synthetic 15% Glass	55% Non-fibrous (Other)	None Detected
2110220133MB-69 <small>322119743-0069</small>	Black/Silver Fibrous Heterogeneous	10% Glass	90% Non-fibrous (Other)	None Detected
2110220133MB-70-A <small>322119743-0070</small>	Brown/Black Fibrous Heterogeneous	20% Glass	80% Non-fibrous (Other)	None Detected
2110220133MB-70-B <small>322119743-0070A</small>	Black Non-Fibrous Homogeneous		100% Non-fibrous (Other)	None Detected
2110220133MB-71-A <small>322119743-0071</small>	Brown/Black Fibrous Heterogeneous	20% Glass	80% Non-fibrous (Other)	None Detected
2110220133MB-71-B <small>322119743-0071A</small>	Black/Silver Non-Fibrous Homogeneous		100% Non-fibrous (Other)	None Detected
2110220133MB-72-A <small>322119743-0072</small>	Black Fibrous Heterogeneous	40% Synthetic 10% Glass	50% Non-fibrous (Other)	None Detected
2110220133MB-72-B <small>322119743-0072A</small>	Black/Silver Non-Fibrous Homogeneous		100% Non-fibrous (Other)	None Detected

Initial report from: 10/29/2021 17:06:05



# LA Testing

520 Mission Street South Pasadena, CA 91030

Tel/Fax: (323) 254-9960 / (323) 254-9982

<http://www.LATesting.com> / [pasadenalab@lateesting.com](mailto:pasadenalab@lateesting.com)

LA Testing Order: 322119743

Customer ID: 32EXEC52

Customer PO:

Project ID:

## Test Report: Asbestos Analysis of Bulk Materials via EPA 600/R-93/116 Method using Polarized Light Microscopy

Sample	Appearance	Non-Asbestos		Asbestos
		% Fibrous	% Non-Fibrous	% Type

Analyst(s)

Guillermo Hernandez (74)

Humberto Espinoza Bajo (143)

Jerry Drapala Ph.D, Laboratory Manager  
or Other Approved Signatory

LA Testing maintains liability limited to cost of analysis. Interpretation and use of test results are the responsibility of the client. This report relates only to the samples reported above, and may not be reproduced, except in full, without written approval by LA Testing. LA Testing bears no responsibility for sample collection activities or analytical method limitations. The report reflects the samples as received. Results are generated from the field sampling data (sampling volumes and areas, locations, etc.) provided by the client on the Chain of Custody. Samples are within quality control criteria and met method specifications unless otherwise noted. The above analyses were performed in general compliance with Appendix E to Subpart E of 40 CFR (previously EPA 600/M4-82-020 "Interim Method") but augmented with procedures outlined in the 1993 ("final") version of the method. This report must not be used by the client to claim product certification, approval, or endorsement by NVLAP, NIST or any agency of the federal government. Non-friable organically bound materials present a problem matrix and therefore LA Testing recommends gravimetric reduction prior to analysis. Unless requested by the client, building materials manufactured with multiple layers (i.e. linoleum, wallboard, etc.) are reported as a single sample. Estimation of uncertainty is available on request.

Samples analyzed by LA Testing South Pasadena, CA NVLAP Lab Code 200232-0, CA ELAP 2283

Initial report from: 10/29/2021 17:06:05



#322119743

OrderID: 322119743



# Industrial Hygiene Laboratory Submittal Asbestos -- PLM

### Originating Office

310 E. Foothill Blvd., Suite 200  
Arcadia, CA 91006  
Phone: 626.441.7050  
Fax: 626.441.0016

### Lab Submitted to:

AmeriSci  
 EMLab (Glendale)  
 LA Testing

Routine (5 Days)  
 RUSH (surcharges may apply)  
Circle 6 24 48 hours hours hours  
One 3 to 5 hours days

Project #: 21-Z0172-0133

Sampled by: Rhys Kuzmic/Matt Barna

Site Zip Code: 91722

Sample Date: 10-21-21

Page of 13

### The receiving Laboratory is required to complete the following:

- All invoices are to be sent to: 310 E. Foothill Blvd., Suite 200, Arcadia, CA 91006 with a copy of the lab report.
- Analyze all samples by PLM by EPA 600/R-93/116.
- Stop analysis of homogeneous groups at first positive that is greater than or equal to 1.0%

Building Name: Covered Walkways No. 1

Optional items to be completed by the laboratory (if check marked):  Email Report to:  info@execenv.com  Other: ygaleana@execenv.com;  US Mail Report to:  Originating office check marked above  Other:  Alternate billing address:

Sample No.:	Sample Location - Include Room information where appropriate	Material Description	Homogeneous Location	No.	Quantity	Percent Damaged
-1	Roof NE	Rolled Roofing on Underlayment w/ Residual tar	T-0 Covered walkway 1	1	750 <sup>sf</sup>	0
-2	S					
-3	SW					
-4	Roof NW Drain	Roof Mastic	CW1 at Roof Drains and Flashings in some places	2	8 SF	0
-5	S Drain					
-6	SE Flashing					

Prefix: 2110220133MB

Released By, Date, & Time: 10/22/21 Matt Barna 10:50AM

Received By, Date, & Time: Rhys 10/22/2021 4:50PM

Released By, Date, & Time: Rhys 10/22/2021 4:50PM

#322119743



**Industrial Hygiene Laboratory Submittal Asbestos -- PLM**

**Originating Office**

310 E. Foothill Blvd., Suite 200  
Arcadia, CA 91006  
Phone: 626.441.7050  
Fax: 626.441.0016

**Lab Submitted to:**

AmeriSci  
 EMLab (Glendale)  
 LA Testing

Routine (5 Days)  
 RUSH (surcharges may apply)  
Circle 6 hours  
One 24 hours  
3 to 5 days

Project #: 21-Z0172-0133

Sampled by: Rhys Kuzmic/Matt Barna

Site Zip Code: 91722

Sample Date: 10-21-21

Page 2 of 1

**The receiving Laboratory is required to complete the following:**

- All invoices are to be sent to: 310 E. Foothill Blvd., Suite 200, Arcadia, CA 91006 with a copy of the lab report.
- Analyze all samples by PLM by EPA 600/R-93/116.
- Stop analysis of homogeneous groups at first positive that is greater than or equal to 1.0%

**Building Name: Covered Walkways No. 2**

- All lab reports and invoices are to contain the Project Number from above.
- Unsigned and reports marked draft are unacceptable.
- Report to the attention of: Yesenia Galeana, Phone: (562) 889-1327

**Optional Items to be completed by the laboratory (if check marked):**  Email Report to: [Info@execenv.com](mailto:Info@execenv.com)  Other: [ygaleana@execenv.com](mailto:ygaleana@execenv.com);

US Mail Report to:  Originating office check marked above  Other:  Alternate billing address:

Sample No.:	Sample Location - Include Room information where appropriate	Material Description	Homogeneous Location	No.	Quantity	Percent Damaged
-7	Roof N	Roller Roofing on Underlayment w/ Residual Tar	T-0 covered walkway 2	3	2500SF	0
-8	Roof Middle			1		1
-9	Roof S			1		1
-10	Roof NE Drain	Roof Mastic	CW 2 at Pak Drains and Flashings in some areas	4	25 SF	0
-11	Roof W Flashing			1		1
-12	Roof S Flashing			1		1

Prefix: 2110220133 MB

**Notes:**

Released By, Date: 10/22/21  
& Time: 4:00PM

Received By, Date: Rhys Kuzmic 10/22/21  
& Time: 4:50PM

Released By, Date: Rhys Kuzmic 10/22/2021  
& Time: 4:50PM

#322119743



**Industrial Hygiene Laboratory Submittal Asbestos -- PLM**

**Originating Office**

310 E. Foothill Blvd., Suite 200  
Arcadia, CA 91006  
Phone: 626.441.7050  
Fax: 626.441.0016

**Lab Submitted to:**

AmeriSci  
 EMLab (Glendale)  
 LA Testing

Routine (5 Days) Working  
Circle 6 hours One 24 hours 48 hours 3 to 5 days  
RUSH (surcharges may apply)

**Project #:**  
21-Z0172-0133

**Sampled by:**  
Rhys Kuzmic/Matt Barna

**Site Zip Code:**  
91722

**Sample Date:**  
10-21-21

Page of 3

**The receiving Laboratory is required to complete the following:**

- All invoices are to be sent to: 310 E. Foothill Blvd., Suite 200, Arcadia, CA 91006 with a copy of the lab report.
- Analyze all samples by PLM by EPA 600/R-93/116.
- Stop analysis of homogeneous groups at first positive that is greater than or equal to 1.0%

**Building Name: Covered Walkways No. 3**

**Optional items to be completed by the laboratory (if check marked):**  Email Report to: [Info@execenv.com](mailto:Info@execenv.com)  Other: [ygalearna@execenv.com](mailto:ygalearna@execenv.com);  
 US Mail Report to:  Originating office check marked above  Other:  Alternate billing address:

Sample No.:	Sample Location - Include Room information where appropriate	Material Description	Homogeneous Location	No.	Quantity	Percent Damaged
-13	Roof E	rolled Roofing on undelayment w/ Residual Tar	T-0 CW3	5	1500SF	0
-14	Roof Middle			1		1
-15	Roof W			1		1
-16	Roof NW Flashing	Roof Mastc MB are Flashings in some areas	CW3 at Roof Drains	6	15 SF	0
-17	Roof S Flashing			1		1
-18	Roof SE Flashing			1		1

Prefix: 2110220133MB

Released By, Date, & Time: 10/22/21 Matt Barna 4:00 PM

Received By, Date, & Time: Rhys Kuzmic 10/22/2021 4:50 PM

Released By, Date, & Time: Rhys Kuzmic 10/22/2021 4:50 PM

Released By, Date, & Time: Rhys Kuzmic 10/22/2021 4:50 PM

# 3 2 2 1 1 9 / 4 5



**Industrial Hygiene Laboratory Submittal Asbestos -- PLM**

**Originating Office**  
 310 E. Foothill Blvd., Suite 200  
 Arcadia, CA 91006  
 Phone: 626.441.7050  
 Fax: 626.441.0016

**Project #:** 21-Z0172-0133  
**Sampled by:** Rhys Kuzmic/Matt Barna  
**Site Zip Code:** 91722  
**Sample Date:** 10-21-21  
**Page** 4 of 13

**Building Name:** Covered Walkways No. 1, 2, 3 MB  
 4. All lab reports and invoices are to contain the Project Number from above.  
 5. Unsigned and reports marked draft are unacceptable.  
 6. Report to the attention of: Yesenia Galeana, Phone: (562) 889-1327

**Optional Items to be completed by the laboratory (if check marked):**  
 Email Report to: [info@execenv.com](mailto:info@execenv.com)  Other: [ygaleana@execenv.com](mailto:ygaleana@execenv.com)  
 US Mail Report to:  Originating office check marked above  Other:  
 Alternate billing address:

Sample No.:	Sample Location - Include Room information where appropriate	Material Description	Homogeneous Location	No.	Quantity	Percent Damaged
-19	CW1 E	Mastic Under Conduit pads	CW1 Under Conduit pads	7	85F	0
-20	Middle	I	I	I	I	I
-21	W	I	I	I	I	I
-22	CW2 N	Mastic Under Conduit pads	CW2 Under Conduit pads	8	65SF	0
-23	Middle	I	I	I	I	I
-24	S	I	I	I	I	I

Prefix: 21022 0133MB

**Notes:**  
 Received By, Date, & Time: [Signature] 10/22/2021 4:50PM  
 Released By, Date, & Time: [Signature] 10/22/2021 4:50PM



Industrial Hygiene Laboratory Submittal Asbestos -- PLM

Originating Office: 310 E. Foothill Blvd., Suite 200 Arcadia, CA 91006 Phone: 626.441.7050 Fax: 626.441.0016

Lab Submitted to: AmeriSci EM Lab (Glendale) LA Testing

Routine Working (5 Days) Circle 6 hours One 24 hours 48 hours 3 to 5 days

Project #: 21-Z0172-0133

Sampled by: Rhys Kuzmic/Matt Barna

Site Zip Code: 91722

Sample Date: 10-21-21

Page 5 of 13

The receiving Laboratory is required to complete the following:

- 1. All invoices are to be sent to: 310 E. Foothill Blvd., Suite 200, Arcadia, CA 91006 with a copy of the lab report.
2. Analyze all samples by PLM by EPA 600/R-93/116.
3. Stop analysis of homogeneous groups at first positive that is greater than or equal to 1.0%

Building Name: Covered Walkways No. 3

- 4. All lab reports and invoices are to contain the Project Number from above.
5. Unsigned and reports marked draft are unacceptable.
6. Report to the attention of: Yesenia Galeana, Phone: (562) 889-1327

Optional items to be completed by the laboratory (if check marked): [checked] Email Report to: info@execenv.com [checked] Other: yzaleana@execenv.com

[checked] US Mail Report to: [checked] Originating office check marked above [ ] Other: [ ] Alternate billing address:

Table with columns: Sample No., Sample Location - Include Room information where appropriate, Material Description, Homogeneous Location, No., Quantity, Percent Damaged. Rows include samples -25, -26, -27 with descriptions like 'Root Mastic Under conduit' and 'pads'.

Prefix: 2110220133MB

Released By, Date, & Time: [Signature] 10/22/21 4:50PM

Received By, Date, & Time: [Signature] 10/22/21 4:50PM

Released By, Date, & Time: [Signature] 10/22/21 4:50PM

#322119743



**Industrial Hygiene Laboratory Submittal Asbestos -- PLM**

**Originating Office**

310 E. Foothill Blvd., Suite 200  
Arcadia, CA 91006  
Phone: 626.441.7050  
Fax: 626.441.0016

**Lab Submitted to:**

AmeriSci  
 EMLab (Glendale)  
 LA Testing

Routine (5 Days)  
Working

RUSH (surcharges may apply)  
Circle 6 24 48 3 to 5  
One hours hours hours days

Project #: 21-Z0172-0133

Sampled by: Rhys Kuzmic/Matt Barna

Site Zip Code: 91722

Sample Date: 10-21-21

Page 6 of 13

**The receiving Laboratory is required to complete the following:**

1. All invoices are to be sent to: 310 E. Foothill Blvd., Suite 200, Arcadia, CA 91006 with a copy of the lab report.
2. Analyze all samples by PLM by EPA 600/R-93/116.
3. Stop analysis of homogeneous groups at first positive that is greater than or equal to 1.0%

**Building Name: Covered Walkways No. 4**

4. All lab reports and invoices are to contain the Project Number from above.
5. Unsigned and reports marked draft are unacceptable.
6. Report to the attention of: Yesenia Galeana, Phone: (562) 889-1327

**Optional items to be completed by the laboratory (if check marked):**  Email Report to: [info@execenv.com](mailto:info@execenv.com)  Other: [y.galeana@execenv.com](mailto:y.galeana@execenv.com);  Alternate billing address:

US Mail Report to:  Originating office check marked above  Other:

Sample No.:	Sample Location - Include Room information where appropriate	Material Description	Homogeneous Location	No.	Quantity	Percent Damaged
-28	Roof NE	Polled Roofing ON underlayment w/	CWY T-O	10	40SF	0
-29	W	Residual Tar				
-30	S					
-31	Roof NE Flashing	Roof Membrane	CWY at Flashings and drains	11	45F	0
-32	W Drain					
-33	SW Flashing					

Prefix: 2110220133MB

Released By, Date, & Time:

10/22/21 Matt Barna 4:00PM

Received By, Date, & Time:

Rhys Kuzmic 10/22/2021 4:00PM  
KW (DB) 10/22/21 4:50PM

Released By, Date, & Time:

Rhys Kuzmic 10/22/2021 4:50PM

#322119743



**Industrial Hygiene Laboratory Submittal Asbestos -- PLM**

**Originating Office**  
 310 E. Foothill Blvd., Suite 200  
 Arcadia, CA 91006  
 Phone: 626.441.7050  
 Fax: 626.441.0016

**Lab Submitted to:**  
 AmeriSci  
 EMLab (Glendale)  
 LA Testing

**Sampled by:**  
 Rhys Kuzmic/Matt Barna

**Project #:**  
 21-Z0172-0133

**Routine** (5 Days)  
 **RUSH** (surcharges may apply)  
 Circle 6 hours 24 hours 48 hours 3 to 5 days

**Site Zip Code:** 91722  
**Sample Date:** 10-21-21

**The receiving Laboratory is required to complete the following:**

- All invoices are to be sent to: 310 E. Foothill Blvd., Suite 200, Arcadia, CA 91006 with a copy of the lab report.
- Analyze all samples by PLM by EPA 600/R-93/116.
- Stop analysis of homogeneous groups at first positive that is greater than or equal to 1.0%

**Building Name:** Covered Walkways No. 5

- All lab reports and invoices are to contain the Project Number from above.
- Unsigned and reports marked draft are unacceptable.
- Report to the attention of: Yesenia Galeana, Phone: (562) 889-1327

**Optional items to be completed by the laboratory (if check marked):**  
 Email Report to: [Info@execenv.com](mailto:Info@execenv.com)  Other: [ygaleana@execenv.com](mailto:ygaleana@execenv.com);  
 US Mail Report to:  Originating office check marked above  Other:  Alternate billing address:

Sample No.:	Sample Location - Include Room information where appropriate	Material Description	Homogeneous Location	No.	Quantity	Percent Damaged
-34	Roof NE	flake roofing on underlayment	T-0 CWS	12	40SF	0
-35	Roof NW	Residual Tar	I	↓	↓	I
-36	Roof S	I	I	↓	↓	I
-37	Roof NE Flashing	Roof Mastec	CWS at flashings and drains	13	45SF	0
-38	Roof W Drain	I	I	↓	↓	I
-39	Roof S Flashing	I	I	↓	↓	I

Prefix: 2110220133/MB

**Notes:**  
 Received By, Date, & Time: 10/22/21 Matt Barna 4:00PM  
 Released By, Date, & Time: Rhys Kuzmic 10/22/21 4:50PM  
 Received By, Date, & Time: Rhys Kuzmic 10/22/2021 4:00PM  
 Released By, Date, & Time: KW(DB) 10/22/21 4:50PM

#322119743



**Industrial Hygiene Laboratory Submittal Asbestos -- PLM**

Routine (5 Days) Working hours  
 RUSH (surcharges may apply) Circle 6 24 48 hours 3 to 5 days

Project #: 21-Z0172-0133

Sampled by: Rhys Kuzmic/Matt Barna

Site Zip Code: 91722

Sample Date: 10-21-21

Page 6 of 13

Originating Office: 310 E. Foothill Blvd., Suite 200 Arcadia, CA 91006 Phone: 626.441.7050 Fax: 626.441.0016

Lab Submitted to:  AmeriSci  EMLab (Glendale)  LA Testing

**The receiving Laboratory is required to complete the following:**

- All invoices are to be sent to: 310 E. Foothill Blvd., Suite 200, Arcadia, CA 91006 with a copy of the lab report.
- Analyze all samples by PLM by EPA 600/R-93/116.
- Stop analysis of homogeneous groups at first positive that is greater than or equal to 1.0%

**Building Name: Covered Walkways No. 6**

- All lab reports and invoices are to contain the Project Number from above.
- Unsigned and reports marked draft are unacceptable.
- Report to the attention of: Yesenia Galeana, Phone: (562) 889-1327

Optional items to be completed by the laboratory (if check marked):  Email Report to: [Info@execenv.com](mailto:Info@execenv.com)  Other: [y.galeana@execenv.com](mailto:y.galeana@execenv.com);  Alternate billing address:

US Mail Report to:  Originating office check marked above  Other:

Sample No.:	Sample Location -- Include Room information where appropriate	Material Description	Homogeneous Location	No.	Quantity	Percent Damaged
-40	Covered Walkway 6, NE	Roller roofing on underlayment w/ residual tar	Covered Walkway 6 roof	14	40SF	0
-41	Covered Walkway 6, SE					
-42	Covered Walkway 6, West					
-43	Covered Walkway 6, NW	Roof Mistiz	Covered Walkway 6 at flashings and drains	15	4SF	0
-44	Covered Walkway 6, NE					
-45	Covered Walkway 6, SE					

Prefix: 210220133 MB

Released By, Date, & Time:

10/22/21 Matt Barna 4:00PM

Received By, Date, & Time:

Rhys 10/22/2021 4:00PM  
 KW(OB) 10:22:21 4:50PM

Released By, Date, & Time:

Rhys 10/22/2021 4:15PM



#322119743



**Industrial Hygiene Laboratory Submittal Asbestos -- PLM**

**Originating Office**

310 E. Foothill Blvd., Suite 200  
Arcadia, CA 91006  
Phone: 626.441.7050  
Fax: 626.441.0016

**Lab Submitted to:**

AmeriSci  
 EMLab (Glendale)  
 LA Testing

Routine (5 Days)  
 RUSH (surcharges may apply)  
Circle 6 24 48 3 to 5 hours hours days

Project #: 21-Z0172-0133

Sampled by: Rhys Kuzmic/Matt Barna

Site Zip Code: 91722

Sample Date: 10-21-21

Page 1 of 13

**The receiving Laboratory is required to complete the following:**

- All invoices are to be sent to: 310 E. Foothill Blvd., Suite 200, Arcadia, CA 91006 with a copy of the lab report.
- Analyze all samples by PLM by EPA 600/R-93/116.
- Stop analysis of homogeneous groups at first positive that is greater than or equal to 1.0%

**Building Name: Covered Walkways No. 7**

- All lab reports and invoices are to contain the Project Number from above.
- Unsigned and reports marked draft are unacceptable.
- Report to the attention of: Yesenia Galeana, Phone: (562) 889-1327

**Optional items to be completed by the laboratory (if check marked):**  Email Report to: [Info@execenv.com](mailto:Info@execenv.com)  Other: [ygaleana@execenv.com](mailto:ygaleana@execenv.com);

US Mail Report to:  Originating office check marked above  Other:

Alternate billing address:

Sample No.:	Sample Location - Include Room information where appropriate	Material Description	Homogeneous Location	No.	Quantity	Percent Damaged
-46	Covered Walkway > roof, NE	Roller roofing on underlayment w/ residual tar	Covered Walkway > roof	16	40 SF	0
-47	Covered Walkway > roof, SE			↓	↓	↓
-48	Covered Walkway > roof, West			↓	↓	↓
-49	Covered Walkway > roof, North at drain	Roof Mastic	Covered Walkway > roof at flashings and drains	17	4 SF	0
-50	Covered Walkway > roof, South at flashing			↓	↓	↓
-51	Covered Walkway > roof, SE at flashing			↓	↓	↓

Prefix: 2110 22 0133 MB

**Notes:**

Released By, Date, & Time: 10/27/21 Matt Barna 4:00PM

Received By, Date, & Time: Rhys Kuzmic 10/22/2021 4:00PM  
Released By, Date, & Time: PWDB 10-22-21 4:50PM

Released By, Date, & Time: Ryan Lee 10/23/2021 4:50PM

#322119743



**Industrial Hygiene Laboratory Submittal Asbestos -- PLM**

**Originating Office**  
 310 E. Foothill Blvd., Suite 200  
 Arcadia, CA 91006  
 Phone: 626.441.7050  
 Fax: 626.441.0016

**Lab Submitted to:**  
 AmeriSci  
 EMLab (Glendale)  
 LA Testing

**Routine** (5 Days)  
 **RUSH** (surcharges may apply)  
 Circle 6 24 48 3 to 5  
 One hours hours days

**Project #:**  
 21-20172-0133

**Sampled by:**  
 Rhys Kuzmic/Matt Barna

**Site Zip Code:**  
 91722

**Sample Date:**  
 10-21-21

**The receiving Laboratory is required to complete the following:**

1. All invoices are to be sent to: 310 E. Foothill Blvd., Suite 200, Arcadia, CA 91006 with a copy of the lab report.
2. Analyze all samples by PLM by EPA 600/R-93/116.
3. Stop analysis of homogeneous groups at first positive that is greater than or equal to 1.0%

**Building Name:** Covered Walkways No. 8

**Optional items to be completed by the laboratory (if check marked):**  Email Report to: [info@execenv.com](mailto:info@execenv.com)  Other: [ygaleana@execenv.com](mailto:ygaleana@execenv.com);  
 US Mail Report to:  Originating office check marked above  Other:  Alternate billing address:

Sample No.:	Sample Location - Include Room information where appropriate	Material Description	Homogeneous Location	No.	Quantity	Percent Damaged
-52	Covered Walkway 8, NE	Roller roofing on underlayment w/ residual tar	Covered Walkway 8 roof	18	40 SF	0
-53	Covered Walkway 8, west	↓		↓	↓	↓
-54	Covered Walkway 8, SE	↓		↓	↓	↓
-55	Covered Walkway 8, north at drain	Roof Mastix	Covered Walkway 8 roof at flashings and drains	19	4 SF	0
-56	Covered Walkway 8, east	↓		↓	↓	↓
-57	Covered Walkway 8, SW	↓		↓	↓	↓

Prefix: 2110220133R

**Notes:**  
 Released By, Date, & Time: 10/22/21 Matt Barna 4:50 PM

Received By, Date, & Time: Rhys Kuzmic 10/22/21 4:50 PM  
 Released By, Date, & Time: Rhys Kuzmic 10/22/21 4:50 PM

#322119743



**Industrial Hygiene Laboratory Submittal Asbestos -- PLM**

**Originating Office**  
 310 E. Foothill Blvd., Suite 200  
 Arcadia, CA 91006  
 Phone: 626.441.7050  
 Fax: 626.441.0016

**Lab Submitted to:**  
 AmeriSci  
 EMLab (Glendale)  
 LA Testing

**Project #:** 21-Z0172-0133  
**Sampled by:** Rhys Kuzmic/Matt Barna  
**Site Zip Code:** 91722  
**Sample Date:** 10-21-21  
 Page 1 of 13

**The receiving Laboratory is required to complete the following:**

- All invoices are to be sent to: 310 E. Foothill Blvd., Suite 200, Arcadia, CA 91006 with a copy of the lab report.
- Analyze all samples by PLM by EPA 600/R-93/116.
- Stop analysis of homogeneous groups at first positive that is greater than or equal to 1.0%

**Building Name:** Covered Walkways No. 9

**Optional Items to be completed by the laboratory (if check marked):**  Email Report to: [Info@execenv.com](mailto:Info@execenv.com)  Other: [ygaleana@execenv.com](mailto:ygaleana@execenv.com);  
 US Mail Report to:  Originating office check marked above  Other:  
 Alternate billing address:

Sample No.:	Sample Location - Include Room information where appropriate	Material Description	Homogeneous Location	No.	Quantity	Percent Damaged
-58	Covered Walkway 9 roof, NE	Roller roofing on underayment w/ residual	Covered Walkway 9 roof	20	40 SF	0
-59	Covered Walkway 9 roof, south	Trif				
-60	Covered Walkway 9 roof, west	↓				
-61	Covered Walkway 9 roof, NE	Roof mastic	Covered Walkway 9 roof-ek flashings and drains	21	4 SF	0
-62	Covered Walkway 9 roof, SW	↓				
-63	Covered Walkway 9 roof, SW	↓				

Prefix: 210220133 MB

**Notes:**  
 10/22/21 *[Signature]* 4:00 PM  
 Received By, Date, & Time: *[Signature]* 10/22/2021 4:50 PM  
 Released By, Date, & Time: *[Signature]* 10/22/2021 4:50 PM

#322119743



**Industrial Hygiene Laboratory Submittal Asbestos -- PLM**

**Originating Office**  
 310 E. Foothill Blvd., Suite 200  
 Arcadia, CA 91006  
 Phone: 626.441.7050  
 Fax: 626.441.0016

**Lab Submitted to:**  
 AmeriSci  
 EMLab (Glendale)  
 LA Testing

**Project #:** 21-Z0172-0133  
**Sampled by:** Rhys Kuzmic/Matt Barna  
**Site Zip Code:** 91722  
**Sample Date:** 10-21-21  
**Page 12 of 13**

**The receiving Laboratory is required to complete the following:**  
 1. All invoices are to be sent to: 310 E. Foothill Blvd., Suite 200, Arcadia, CA 91006 with a copy of the lab report.  
 2. Analyze all samples by PLM by EPA 600/R-93/116.  
 3. Stop analysis of homogeneous groups at first positive that is greater than or equal to 1.0%

**Optional items to be completed by the laboratory (if check marked):**  
 Email Report to: [Info@execenv.com](mailto:Info@execenv.com)  Other: [ygaleana@execenv.com](mailto:ygaleana@execenv.com);  
 US Mail Report to:  Originating office check marked above  Other:  
 Alternate billing address:

Sample No.:	Sample Location - Include Room information where appropriate	Material Description	Homogeneous Location	No.	Quantity	Percent Damaged
-64	Covered Walkway to roof, west	Rolled roofing on underlayment w/ residual	Covered Walkway to roof	22	2,700 SF	0
-65	Covered Walkway to roof, center					
-66	Covered Walkway to roof, east					
-67	Covered Walkway to roof, NW at flashings	Roof Membr	Covered Walkway to roof at support blocks, flashings, drains and patched areas	23	270 SF	0
-68	Covered Walkway to roof, west at drain					
-69	Covered Walkway to roof, NE at drain					

Prefix: 2110220133MB

**Notes:**  
 10/21/21 Asbestos room  
 Received By, Date, & Time: Rhys Kuzmic 10/24/2021 4:00PM  
 Released By, Date, & Time: Rhys Kuzmic 10/24/2021 4:50PM  
 ©Copyright 2019 All Rights Reserved  
 Form: AL-006PLM

#322119743



**Industrial Hygiene Laboratory Submittal  
Asbestos -- PLM**

**Originating Office**  
 310 E. Foothill Blvd., Suite 200  
 Arcadia, CA 91006  
 Phone: 626.441.7050  
 Fax: 626.441.0016

**Lab Submitted to:**  
 AmeriSci  
 EMLab (Glendale)  
 LA Testing

**Routine**  
 (5 Working Days)  
 **RUSH** (surcharges may apply)  
 Circle 6 24 48 3 to 5  
 One hours hours days

**Project #:**  
 21-Z0172-0133

**Sampled by:**  
 Rhys Kuzmic/Matt Barna

**Site Zip Code:**  
 91722

**Sample Date:**  
 10-21-21  
 22

**The receiving Laboratory is required to complete the following:**

- All invoices are to be sent to: 310 E. Foothill Blvd., Suite 200, Arcadia, CA 91006 with a copy of the lab report.
- Analyze all samples by PLM by EPA 600/R-93/116.
- Stop analysis of homogeneous groups at first positive that is greater than or equal to 1.0%

**Building Name:** Covered Walkways No. 10

**Optional items to be completed by the laboratory (if check marked):**  Email Report to: Info@execenv.com  Other: ygaleana@execenv.com

US Mail Report to:  Originating office check marked above  Other:  Alternate billing address:

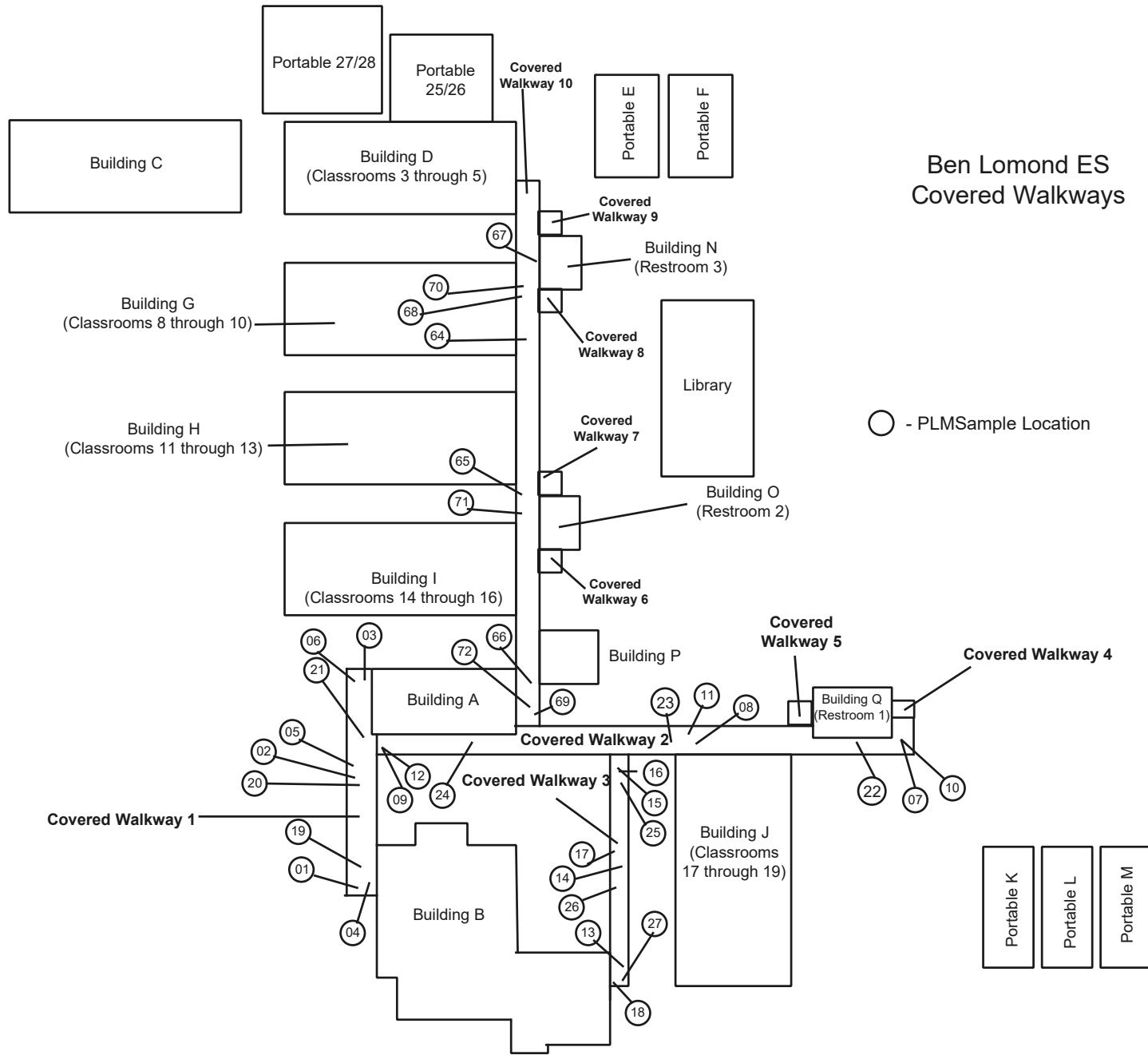
Sample No.:	Sample Location - Include Room information where appropriate	Material Description	Homogeneous Location	No.	Quantity	Percent Damaged
-70	Covered Walkway to roof, West	Roof waste under conduit pads	Covered Walkway to roof conduit pads	24	110SF	0
-71	Covered Walkway to roof, center	↓		↓	↓	↓
-72	Covered Walkway to roof, east	↓		↓	↓	↓

Prefix: 2110220133MB

**Notes:**

By, Date: 10/22/21 4:00 PM	Received By, Date: 10/22/2021 4:00 PM	Released By, Date: 10/23/2021 4:50 PM
-------------------------------	---	---

**APPENDIX B – SITE DRAWING**



**Client:** Covina-Valley USD

**Project #:** 21-Z0172-0133

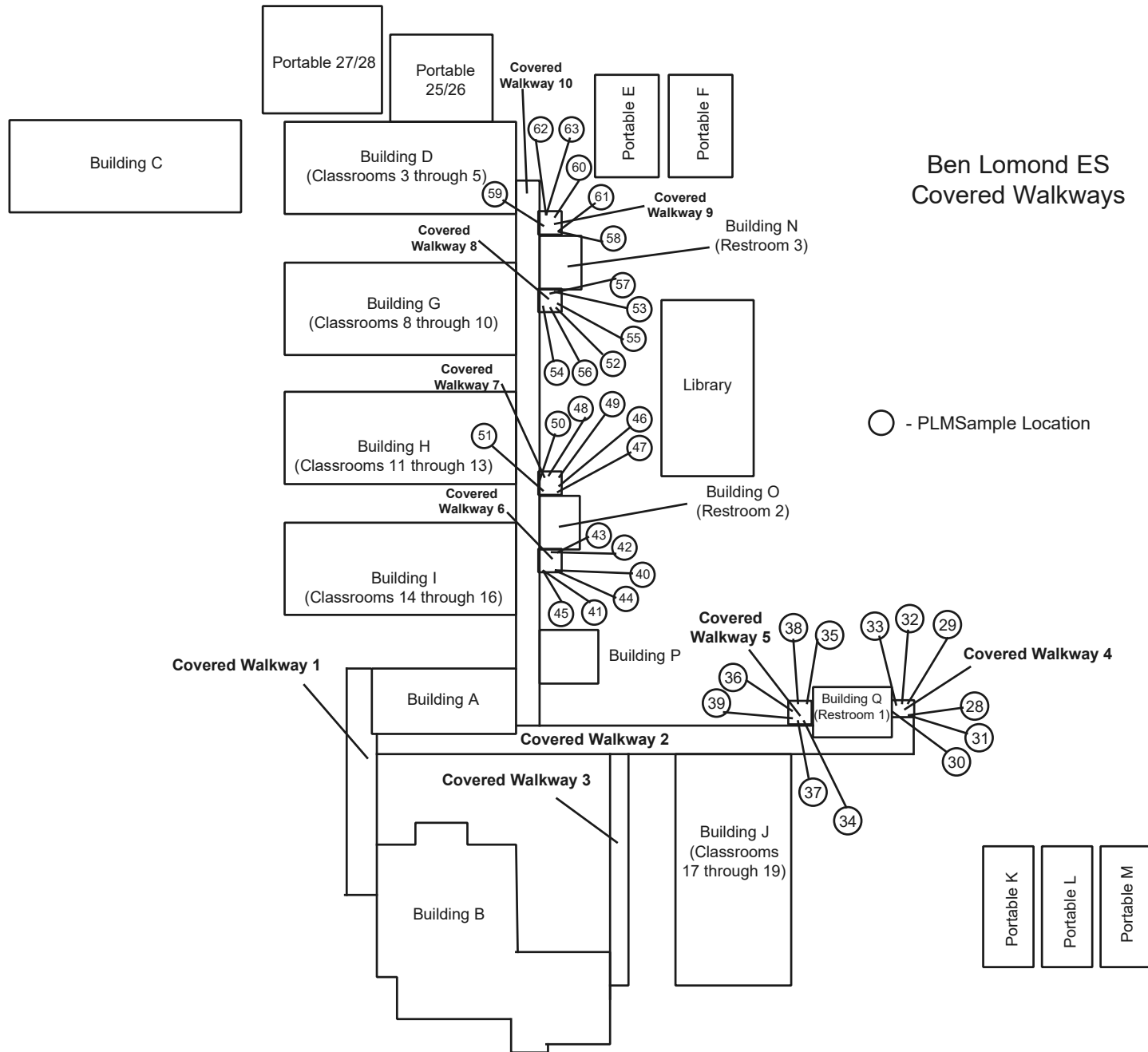
**Info:** PLM Sample Location



**EXECUTIVE ENVIRONMENTAL**  
HEALTH & SAFETY SIMPLIFIED

**Site:** Ben Lomond ES  
621 E. Covina Blvd.  
**Address:** Covina, CA 91722

Drawing Not to Scale - © 2012



**Client:** Covina-Valley USD

**Project #:** 21-Z0172-0133

**Info:** PLM Sample Location



**EXECUTIVE ENVIRONMENTAL**  
HEALTH & SAFETY SIMPLIFIED

**Site:** Ben Lomond ES  
**Address:** 621 E. Covina Blvd.  
Covina, CA 91722

Drawing Not to Scale - © 2012



## **APPENDIX C – STAFF CERTIFICATION**

State of California  
Division of Occupational Safety and Health  
**Certified Site Surveillance Technician**



**Matthew C. Barna**  
Name

Certification No. **19-6738**

Expires on **01/15/23**

This certification was issued by the Division of Occupational Safety and Health as authorized by Sections 7180 et seq. of the Business and Professions Code.

**APPENDIX B**

**BEN LOMOND ELEMENTARY SCHOOL  
LIMITED LEAD-BASED PAINT INSPECTION REPORT  
DATED DECEMBER 9, 2021**



Industrial Hygiene • Air Quality • Lead & Asbestos • Training • Health & Safety

## LIMITED LEAD-BASED PAINT INSPECTION REPORT

Conducted at:

**BEN LOMOND ELEMENTARY SCHOOL  
COVERED WALKWAYS ROOFING PROJECT  
621 EAST COVINA BOULEVARD  
COVINA, CALIFORNIA 91722**

Prepared for:


**MR. BRIAN JOHNSON  
ASSISTANT DIRECTOR OF MAINTENANCE & OPERATION, FACILITIES &  
TRANSPORTATIONS  
COVINA-VALLEY UNIFIED SCHOOL DISTRICT  
519 EAST BADILLO STREET  
COVINA, CALIFORNIA 91723**

Prepared by:


**EXECUTIVE ENVIRONMENTAL  
310 EAST FOOTHILL BOULEVARD, SUITE 200  
ARCADIA, CALIFORNIA 91006**

Project Number EE 21-Z0172-0133  
December 9, 2021

Report assembled by:

  
Yesenia G. Galeana  
Technical Report Writer  
Executive Environmental

Report generated/reviewed by:

  
Tim Galeana, CLP # 3732  
Senior Project Manager  
Executive Environmental

# Table of Contents

- I. EXECUTIVE SUMMARY
- II. SAMPLING PROTOCOL
- III. SAMPLING METHODOLOGY
- IV. SAMPLE ANALYSIS
- V. CONCLUSIONS/RECOMMENDATIONS
- VI. DISCLAIMER/REPORT LIMITATIONS

## APPENDICES

APPENDIX A – XRF SUMMARY RESULTS

APPENDIX B – SITE DRAWING

APPENDIX C – LEAD HAZARD EVALUATION REPORT

APPENDIX D – XRF PERFORMANCE CHARACTERISTICS SHEET

## LIMITED LEAD-BASED PAINT INSPECTION

**Project Number:** EE 21-Z0172-0133

**Client:** Covina-Valley Unified School District  
519 East Badillo Street  
Covina, California 91723

**Site Location:** Ben Lomond Elementary School  
Covered Walkways Roofing Project  
621 East Covina Boulevard  
Covina, California 91722

**Site Use:** School Property

**Contact Person:** Mr. Brian Johnson  
Assistant Director of Maintenance & Operations, Facilities  
and Transportation  
Phone: (626) 974-7000, ext. 800145

**Inspection Date:** October 22, 2021

**Inspected By:** Mr. Rhys Kuzmic  
Certified Lead Professional, CDPH # 004395

**Report Assembled By:** Ms. Yesenia G. Galeana  
Technical Report Writer

**Report Generated/Reviewed By:** Mr. Tim Galeana  
Certified Lead Professional, CDPH # 0395

---

### **I. EXECUTIVE SUMMARY**

Executive Environmental (EE) provided the services of a Certified Lead Professional (CLP) to conduct a limited lead-based paint inspection at Ben Lomond Elementary School located at 621 East Covina Boulevard, Covina, California. The inspection was conducted as a precursor to the upcoming covered walkways roofing project. EE provided a California Department of Public Health Certified Lead Inspector to conduct the inspection. No regulated lead-based paint was detected during this inspection. EE's CLP conducted these services on October 22, 2021. *This is considered to be a limited inspection. The inspection was limited to exterior surfaces and/or components anticipated to be impacted by the covered walkways roofing project, as directed by the District Representative.*

### **II. SAMPLING PROTOCOL**

According to the United States Department of Housing and Urban Development's (HUD) guideline document, Guidelines for the Evaluation and Control of Lead-Based Paint Hazards in Housing, and Section 1017 of Title X, Residential Lead-Based Paint Hazard

---

Reduction Act of 1992, Public Law 102-550, paint found to have a lead concentration of at least 1.0 mg/cm<sup>2</sup> (milligrams per centimeter squared) by X-Ray Fluorescence (XRF) readings, or 0.5 percent (5000 parts per million) by weight, is regulated as lead-based paint.

Los Angeles County Childhood Lead Poisoning Prevention Program (CLPPP), established in 1991, further regulates that paint found to have a lead concentration greater than 0.7 milligrams per centimeter squared (mg/cm<sup>2</sup>) by XRF readings, or 0.06 weight-to-weight percent by Atomic Absorption Spectrometry (AAS) analysis, is considered to be lead-based paint. The Los Angeles County 0.7 mg/cm<sup>2</sup> action level was used for determining the lead content in this inspection because it is more stringent than the HUD Guidelines.

Any material containing any detectable level of lead is subject to the Occupational Safety and Health Administration's (OSHA) Lead Exposure in Construction Rule 29 Code of Federal Regulation (CFR) 1926.62 and California Code of Regulations Title 8, Section 1532.1 Lead (8CCR1532.1) and Title 8, Section 5198, Lead (8CCR5198). All work that disturbs this type of material must be performed in accordance with this and any other applicable standards.

All facilities built prior to 1979 for residential buildings and prior to 1993 for schools are suspect for lead-containing materials. Federal and state regulations recognize only the following methods of identification: analysis by an XRF instrument, paint bulk sample collection and analysis, or a combination of both. This inspection was conducted via XRF instrumentation. The parameters used to interpret the XRF results are outlined in the HUD guidelines and the XRF Performance Characteristics Sheets (PCS).

### III. SAMPLING METHODOLOGY

A visual inspection of the Covered Walkways was conducted by EE's CLP to identify major site features and surfaces and/or components suspected of being coated with lead-based paint that may be impacted by the covered walkways roofing project. After identifying the materials suspected of being coated with a lead-based paint, EE grouped the components, substrates, and room equivalents into testing combinations. A testing combination is defined as the room equivalent, component, and substrate. A room equivalent is an identifiable part of a building (e.g., classrooms, restrooms, mechanical rooms, exterior). Color does not accurately indicate painting history and is not included when assigning testing combinations. If there was any reason to suspect that materials may have been installed or painted at different times, even though they appear uniform, they were assigned to separate testing combinations.

Following the visual inspection, screening for the presence of lead-based paint or ceramic glaze was performed on-site using a portable XRF instrument. The XRF has the ability to measure lead content in paint and ceramic glaze within the range of 0 to 50 milligrams per centimeter squared (mg/cm<sup>2</sup>). The on-site inspection capability of the XRF instrument typically reduces the number of paint-chip samples that may need to be collected and sent for laboratory analysis. The portable XRF instrument used in this inspection was manufactured by Heuresis.

The following specifications apply to the Viken Detection XRF (formerly Heuresis):

- Ability to report Positive and Negative determination at 1.0mg lead/cm<sup>2</sup> with 2-sigma confidence with measurement time of 1-3 nominal seconds on most lead paint samples.
- Detects lead at 0.1 mg/cm<sup>2</sup> with 2-sigma confidence with a measurement time of 1 second on most samples.
- Equipped with a <sup>57</sup>Co sealed source, 5mCi (185 MBq), radioactive source. Substrate effects are automatically corrected through a complex algorithm and calibration.

**VI. SAMPLE ANALYSIS**

According to local, state and federal standards, the surfaces and/or components that were analyzed with the Viken Detection XRF (formerly Heuresis) XRF instrument during this inspection are not considered to be coated with a regulated lead-based paint.

<b>SAMPLE ANALYSIS DATA</b> Ben Lomond Elementary School 621 East Covina Boulevard Covina, California 91722				
Location	Component	Substrate	Estimated Quantity	XRF Result Mg/cm <sup>2</sup>
Covered Walkways				
No regulated lead-based paint was identified on exterior surfaces and/or components anticipated to be impacted by the Roofing Project of Covered Walkways No. 1 through 10.				

*Note: This table must be used in conjunction with the entire report.*

**V. CONCLUSIONS/RECOMMENDATIONS**

EE conducted a lead-based paint inspection of Ben Lomond Elementary School located at 621 East Covina Boulevard, Covina, California. The following conclusions and/or recommendations apply:

**Limited Lead-Based Paint Inspection**

- Exterior surfaces/components of the Covered Walkways anticipated to be impacted by the roofing project were tested via the Viken Detection XRF (formerly Heuresis XRF) for the presence of lead.
- No regulated lead-based paint was identified during this inspection.
- The surfaces tested were observed to be in intact condition during this inspection.
- A fully representative number of XRF readings were taken at the project site. The results of these assays are presented in the XRF Summary Results spreadsheets.

No regulated lead-based paint was identified during this inspection. Normal construction activities involving the surfaces tested may proceed at this site.



## **VI. DISCLAIMER/REPORT LIMITATIONS**

All reports and recommendations are based on conditions and practices observed and information made available to Executive Environmental (EE) by the client and the designated sites/facilities on the days sampling was conducted. This report does not purport to set forth all hazards, nor to indicate that other hazards do not exist. No responsibility is assumed by EE for the control or correction of conditions or practices existing at the facilities, or at any other premises surveyed by EE, for and on the behalf of the client. Services provided by EE shall be governed by the standard of practice for professional services measured at the time those services are rendered.

All information contained in this report is proprietary and limited to the scope of services, parameters of the analytical methods used and the conditions present at the time of this inspection. Any references to quantities are considered estimates and are not to be construed as actual.

## **APPENDIX A – XRF SUMMARY RESULTS**

Covina-Valley Unified School District  
Ben Lomond Elementary School

Reading #	Date	Building	Location	Component	Substrate	Side	Condition	Concentration	Result
1	10/22/21			Calibrate				0.8	Positive
2	10/22/21			Calibrate				0.8	Positive
3	10/22/21			Calibrate				0.9	Positive
4	10/22/21	Campus	Covered Walkway 1	Ceiling	Metal	Upper	Intact	0.3	Negative
5	10/22/21	Campus	Covered Walkway 1	Fascia	Metal	A	Intact	0.1	Negative
6	10/22/21	Campus	Covered Walkway 1	Drip edge	Metal	A	Intact	0.1	Negative
7	10/22/21	Campus	Covered Walkway 1	Drip edge	Metal	C	Intact	0.2	Negative
8	10/22/21	Campus	Covered Walkway 1	Fascia	Metal	C	Intact	0.3	Negative
9	10/22/21	Campus	Covered Walkway 1	Fascia	Metal	B	Intact	0.2	Negative
10	10/22/21	Campus	Covered Walkway 1	Drip edge	Metal	B	Intact	0.4	Negative
11	10/22/21	Campus	Covered Walkway 1	Ceiling	Metal	Upper	Intact	0.3	Negative
12	10/22/21	Campus	Covered Walkway 1	Ceiling	Metal	Upper	Intact	0.3	Negative
13	10/22/21	Campus	Covered Walkway 2	Ceiling	Metal	Upper	Intact	0.2	Negative
14	10/22/21	Campus	Covered Walkway 2	Ceiling	Metal	Upper	Intact	0.1	Negative
15	10/22/21	Campus	Covered Walkway 2	Ceiling	Metal	Upper	Intact	0.2	Negative
16	10/22/21	Campus	Covered Walkway 2	Ceiling	Metal	Upper	Intact	0.2	Negative
17	10/22/21	Campus	Covered Walkway 2	Ceiling	Metal	Upper	Intact	0.2	Negative
18	10/22/21	Campus	Covered Walkway 2	Fascia	Metal	C	Intact	0.6	Negative
19	10/22/21	Campus	Covered Walkway 2	Drip edge	Metal	C	Intact	0.3	Negative
20	10/22/21	Campus	Covered Walkway 2	Fascia	Metal	C	Intact	0.5	Negative
21	10/22/21	Campus	Covered Walkway 2	Fascia	Metal	D	Intact	0.5	Negative
22	10/22/21	Campus	Covered Walkway 2	Drip edge	Metal	D	Intact	0.2	Negative
23	10/22/21	Campus	Covered Walkway 2	Drip edge	Metal	D	Intact	0.2	Negative
24	10/22/21	Campus	Covered Walkway 2	Fascia	Metal	D	Intact	0.3	Negative

Covina-Valley Unified School District  
Ben Lomond Elementary School

Reading #	Date	Building	Location	Component	Substrate	Side	Condition	Concentration	Result
25	10/22/21	Campus	Covered Walkway 2	Fascia	Metal	D	Intact	0.2	Negative
26	10/22/21	Campus	Covered Walkway 2	Drip edge	Metal	D	Intact	0.3	Negative
27	10/22/21	Campus	Covered Walkway 2	Drip edge	Metal	B	Intact	0.2	Negative
28	10/22/21	Campus	Covered Walkway 2	Fascia	Metal	B	Intact	0.2	Negative
29	10/22/21	Campus	Covered Walkway 2	Fascia	Metal	B	Intact	0.2	Negative
30	10/22/21	Campus	Covered Walkway 2	Drip edge	Metal	B	Intact	0	Negative
31	10/22/21	Campus	Covered Walkway 2	Drip edge	Metal	B	Intact	0.1	Negative
32	10/22/21	Campus	Covered Walkway 2	Fascia	Metal	B	Intact	0.3	Negative
33	10/22/21	Campus	Covered Walkway 1	Flashing	Metal	D	Intact	0.4	Negative
34	10/22/21	Campus	Covered Walkway 1	Flashing	Metal	D	Intact	0.4	Negative
35	10/22/21	Campus	Covered Walkway 1	Conduit support	Metal	Roof	Intact	0.1	Negative
36	10/22/21	Campus	Covered Walkway 1	Conduit support	Metal	Roof	Intact	0.2	Negative
37	10/22/21	Campus	Covered Walkway 1	Conduit	Metal	Roof	Intact	0.1	Negative
38	10/22/21	Campus	Covered Walkway 1	Conduit	Metal	Roof	Intact	0	Negative
39	10/22/21	Campus	Covered Walkway 1	Flashing	Metal	Roof	Intact	0.2	Negative
40	10/22/21	Campus	Covered Walkway 1	Flashing	Metal	Roof	Intact	0	Negative
41	10/22/21	Campus	Covered Walkway 2	Flashing	Metal	Roof	Intact	-0.1	Negative
42	10/22/21	Campus	Covered Walkway 2	Conduit support	Metal	Roof	Intact	0.1	Negative
43	10/22/21	Campus	Covered Walkway 2	Conduit	Metal	Roof	Intact	0.2	Negative
44	10/22/21	Campus	Covered Walkway 2	Conduit	Metal	Roof	Intact	0	Negative
45	10/22/21	Campus	Covered Walkway 2	Conduit	Metal	Roof	Intact	0.2	Negative
46	10/22/21	Campus	Covered Walkway 2	Conduit	Metal	Roof	Intact	0.2	Negative
47	10/22/21	Campus	Covered Walkway 2	Conduit	Metal	Roof	Intact	0.1	Negative

Covina-Valley Unified School District  
Ben Lomond Elementary School

Reading #	Date	Building	Location	Component	Substrate	Side	Condition	Concentration	Result
48	10/22/21	Campus	Covered Walkway 2	Conduit	Metal	Roof	Intact	-0.1	Negative
49	10/22/21	Campus	Covered Walkway 2	Conduit support	Metal	Roof	Intact	0	Negative
50	10/22/21	Campus	Covered Walkway 2	Conduit support	Metal	Roof	Intact	0	Negative
51	10/22/21	Campus	Covered Walkway 2	Flashing	Metal	Roof	Intact	0.2	Negative
52	10/22/21	Campus	Covered Walkway 2	Flashing	Metal	Roof	Intact	0.1	Negative
53	10/22/21	Campus	Covered Walkway 2	Flashing	Metal	Roof	Intact	0.1	Negative
54	10/22/21	Campus	Covered Walkway 3	Flashing	Metal	Roof	Intact	0.2	Negative
55	10/22/21	Campus	Covered Walkway 3	Flashing	Metal	Roof	Intact	0.2	Negative
56	10/22/21	Campus	Covered Walkway 3	Conduit	Metal	Roof	Intact	0.1	Negative
57	10/22/21	Campus	Covered Walkway 3	Conduit	Metal	Roof	Intact	0.2	Negative
58	10/22/21	Campus	Covered Walkway 3	Conduit	Metal	Roof	Intact	0.2	Negative
59	10/22/21	Campus	Covered Walkway 3	Conduit	Metal	Roof	Intact	0	Negative
60	10/22/21	Campus	Covered Walkway 3	Conduit support	Metal	Roof	Intact	0.1	Negative
61	10/22/21	Campus	Covered Walkway 3	Conduit support	Metal	Roof	Intact	0.1	Negative
62	10/22/21	Campus	Covered Walkway 3	Conduit support	Metal	Roof	Intact	0	Negative
63	10/22/21	Campus	Covered Walkway 3	Conduit support	Metal	Roof	Intact	0.1	Negative
64	10/22/21	Campus	Covered Walkway 3	Flashing	Metal	Roof	Intact	-0.1	Negative
65	10/22/21	Campus	Covered Walkway 3	Ceiling	Metal	Upper	Intact	0.3	Negative
66	10/22/21	Campus	Covered Walkway 3	Ceiling	Metal	Upper	Intact	0.3	Negative
67	10/22/21	Campus	Covered Walkway 3	Ceiling	Metal	Upper	Intact	0.2	Negative
68	10/22/21	Campus	Covered Walkway 3	Fascia	Metal	C	Intact	0.3	Negative
69	10/22/21	Campus	Covered Walkway 3	Drip edge	Metal	C	Intact	0.2	Negative
70	10/22/21	Campus	Covered Walkway 3	Drip edge	Metal	D	Intact	0.3	Negative

Covina-Valley Unified School District  
Ben Lomond Elementary School

Reading #	Date	Building	Location	Component	Substrate	Side	Condition	Concentration	Result
71	10/22/21	Campus	Covered Walkway 3	Fascia	Metal	D	Intact	0.3	Negative
72	10/22/21	Campus	Covered Walkway 3	Fascia	Metal	A	Intact	0.3	Negative
73	10/22/21	Campus	Covered Walkway 3	Drip edge	Metal	A	Intact	0.3	Negative
74	10/22/21	Campus	Covered Walkway 3	Fascia	Metal	B	Intact	0.4	Negative
75	10/22/21	Campus	Covered Walkway 4	Flashing	Metal	Roof	Intact	0.1	Negative
76	10/22/21	Campus	Covered Walkway 4	Flashing	Metal	Roof	Intact	-0.1	Negative
77	10/22/21	Campus	Covered Walkway 4	Flashing	Metal	Roof	Intact	0	Negative
78	10/22/21	Campus	Covered Walkway 4	Flashing	Metal	Roof	Intact	0.2	Negative
79	10/22/21	Campus	Covered Walkway 4	Fascia	Metal	C	Intact	0.6	Negative
80	10/22/21	Campus	Covered Walkway 4	Drip edge	Metal	C	Intact	0.2	Negative
81	10/22/21	Campus	Covered Walkway 4	Drip edge	Metal	B	Intact	0	Negative
82	10/22/21	Campus	Covered Walkway 4	Fascia	Metal	B	Intact	0.2	Negative
83	10/22/21	Campus	Covered Walkway 4	Fascia	Metal	D	Intact	0.3	Negative
84	10/22/21	Campus	Covered Walkway 4	Ceiling	Metal	Upper	Intact	0.2	Negative
85	10/22/21	Campus	Covered Walkway 4	Ceiling	Metal	Upper	Intact	0.2	Negative
86	10/22/21	Campus	Covered Walkway 5	Ceiling	Metal	Upper	Intact	0.3	Negative
87	10/22/21	Campus	Covered Walkway 5	Ceiling	Metal	Upper	Intact	0.2	Negative
88	10/22/21	Campus	Covered Walkway 5	Fascia	Metal	A	Intact	0.3	Negative
89	10/22/21	Campus	Covered Walkway 5	Drip edge	Metal	A	Intact	0.2	Negative
90	10/22/21	Campus	Covered Walkway 5	Drip edge	Metal	B	Intact	0.1	Negative
91	10/22/21	Campus	Covered Walkway 5	Fascia	Metal	B	Intact	0.1	Negative
92	10/22/21	Campus	Covered Walkway 5	Fascia	Metal	D	Intact	0.3	Negative
93	10/22/21	Campus	Covered Walkway 5	Flashing	Metal	Roof	Intact	0.2	Negative

Covina-Valley Unified School District  
Ben Lomond Elementary School

Reading #	Date	Building	Location	Component	Substrate	Side	Condition	Concentration	Result
94	10/22/21	Campus	Covered Walkway 5	Flashing	Metal	Roof	Intact	-0.2	Negative
95	10/22/21	Campus	Covered Walkway 5	Flashing	Metal	Roof	Intact	0	Negative
96	10/22/21	Campus	Covered Walkway 5	Flashing	Metal	Roof	Intact	-0.3	Negative
97	10/22/21	Campus	Covered Walkway 6	Flashing	Metal	Roof	Intact	0.1	Negative
98	10/22/21	Campus	Covered Walkway 6	Flashing	Metal	Roof	Intact	0	Negative
99	10/22/21	Campus	Covered Walkway 6	Flashing	Metal	Roof	Intact	-0.3	Negative
100	10/22/21	Campus	Covered Walkway 6	Flashing	Metal	Roof	Intact	-0.1	Negative
101	10/22/21	Campus	Covered Walkway 6	Drip edge	Metal	D	Intact	0.1	Negative
102	10/22/21	Campus	Covered Walkway 6	Fascia	Metal	D	Intact	0.1	Negative
103	10/22/21	Campus	Covered Walkway 6	Fascia	Metal	C	Intact	0.1	Negative
104	10/22/21	Campus	Covered Walkway 6	Drip edge	Metal	C	Intact	0.1	Negative
105	10/22/21	Campus	Covered Walkway 6	Ceiling	Metal	Upper	Intact	0.2	Negative
106	10/22/21	Campus	Covered Walkway 6	Ceiling	Metal	Upper	Intact	0.2	Negative
107	10/22/21	Campus	Covered Walkway 6	Fascia	Metal	A	Intact	0.4	Negative
108	10/22/21	Campus	Covered Walkway 7	Fascia	Metal	A	Intact	0	Negative
109	10/22/21	Campus	Covered Walkway 7	Fascia	Metal	B	Intact	0.3	Negative
110	10/22/21	Campus	Covered Walkway 7	Drip edge	Metal	B	Intact	0.4	Negative
111	10/22/21	Campus	Covered Walkway 7	Drip edge	Metal	C	Intact	0.4	Negative
112	10/22/21	Campus	Covered Walkway 7	Fascia	Metal	C	Intact	0.2	Negative
113	10/22/21	Campus	Covered Walkway 7	Ceiling	Metal	Upper	Intact	0.3	Negative
114	10/22/21	Campus	Covered Walkway 7	Ceiling	Metal	Upper	Intact	0.3	Negative
115	10/22/21	Campus	Covered Walkway 7	Flashing	Metal	Roof	Intact	0	Negative
116	10/22/21	Campus	Covered Walkway 7	Flashing	Metal	Roof	Intact	0	Negative

Covina-Valley Unified School District  
Ben Lomond Elementary School

Reading #	Date	Building	Location	Component	Substrate	Side	Condition	Concentration	Result
117	10/22/21	Campus	Covered Walkway 7	Flashing	Metal	Roof	Intact	-0.5	Negative
118	10/22/21	Campus	Covered Walkway 7	Flashing	Metal	Roof	Intact	-0.1	Negative
119	10/22/21	Campus	Covered Walkway 8	Flashing	Metal	Roof	Intact	0.1	Negative
120	10/22/21	Campus	Covered Walkway 8	Flashing	Metal	Roof	Intact	0.1	Negative
121	10/22/21	Campus	Covered Walkway 8	Flashing	Metal	Roof	Intact	0.1	Negative
122	10/22/21	Campus	Covered Walkway 8	Flashing	Metal	Roof	Intact	-0.1	Negative
123	10/22/21	Campus	Covered Walkway 8	Flashing	Metal	Roof	Intact	-0.2	Negative
124	10/22/21	Campus	Covered Walkway 8	Fascia	Metal	D	Intact	0.3	Negative
125	10/22/21	Campus	Covered Walkway 8	Drip edge	Metal	D	Intact	0.2	Negative
126	10/22/21	Campus	Covered Walkway 8	Drip edge	Metal	C	Intact	0.1	Negative
127	10/22/21	Campus	Covered Walkway 8	Fascia	Metal	C	Intact	0.2	Negative
128	10/22/21	Campus	Covered Walkway 8	Fascia	Metal	A	Intact	0.2	Negative
129	10/22/21	Campus	Covered Walkway 8	Ceiling	Metal	Upper	Intact	0.3	Negative
130	10/22/21	Campus	Covered Walkway 8	Ceiling	Metal	Upper	Intact	0.3	Negative
131	10/22/21	Campus	Covered Walkway 9	Ceiling	Metal	Upper	Intact	0.2	Negative
132	10/22/21	Campus	Covered Walkway 9	Ceiling	Metal	Upper	Intact	0.3	Negative
133	10/22/21	Campus	Covered Walkway 9	Fascia	Metal	B	Intact	0.2	Negative
134	10/22/21	Campus	Covered Walkway 9	Drip edge	Metal	B	Intact	0.3	Negative
135	10/22/21	Campus	Covered Walkway 9	Drip edge	Metal	C	Intact	0.2	Negative
136	10/22/21	Campus	Covered Walkway 9	Fascia	Metal	C	Intact	0.3	Negative
137	10/22/21	Campus	Covered Walkway 9	Flashing	Metal	Roof	Intact	0.1	Negative
138	10/22/21	Campus	Covered Walkway 9	Flashing	Metal	Roof	Intact	-0.2	Negative
139	10/22/21	Campus	Covered Walkway 9	Flashing	Metal	Roof	Intact	0.1	Negative



Covina-Valley Unified School District  
Ben Lomond Elementary School

Reading #	Date	Building	Location	Component	Substrate	Side	Condition	Concentration	Result
140	10/22/21	Campus	Covered Walkway 9	Flashing	Metal	Roof	Intact	-0.2	Negative
141	10/22/21	Campus	Covered Walkway 9	Flashing	Metal	Roof	Intact	-0.2	Negative
142	10/22/21	Campus	Covered Walkway 10	Flashing	Metal	Roof	Intact	0.2	Negative
143	10/22/21	Campus	Covered Walkway 10	Flashing	Metal	Roof	Intact	0	Negative
144	10/22/21	Campus	Covered Walkway 10	Flashing	Metal	Roof	Intact	0.2	Negative
145	10/22/21	Campus	Covered Walkway 10	Flashing	Metal	Roof	Intact	-0.2	Negative
146	10/22/21	Campus	Covered Walkway 10	Flashing	Metal	Roof	Intact	0.1	Negative
147	10/22/21	Campus	Covered Walkway 10	Flashing	Metal	Roof	Intact	0.1	Negative
148	10/22/21	Campus	Covered Walkway 10	Conduit support	Metal	Roof	Intact	0	Negative
149	10/22/21	Campus	Covered Walkway 10	Conduit support	Metal	Roof	Intact	0	Negative
150	10/22/21	Campus	Covered Walkway 10	Conduit support	Metal	Roof	Intact	0	Negative
151	10/22/21	Campus	Covered Walkway 10	Conduit support	Metal	Roof	Intact	-0.1	Negative
152	10/22/21	Campus	Covered Walkway 10	Conduit support	Metal	Roof	Intact	0	Negative
153	10/22/21	Campus	Covered Walkway 10	Conduit support	Metal	Roof	Intact	-0.1	Negative
154	10/22/21	Campus	Covered Walkway 10	Conduit support	Metal	Roof	Intact	0	Negative
155	10/22/21	Campus	Covered Walkway 10	Conduit support	Metal	Roof	Intact	0.1	Negative
156	10/22/21	Campus	Covered Walkway 10	Conduit	Metal	Roof	Intact	0.1	Negative
157	10/22/21	Campus	Covered Walkway 10	Conduit	Metal	Roof	Intact	0.2	Negative
158	10/22/21	Campus	Covered Walkway 10	Conduit	Metal	Roof	Intact	0.1	Negative
159	10/22/21	Campus	Covered Walkway 10	Conduit	Metal	Roof	Intact	0.2	Negative
160	10/22/21	Campus	Covered Walkway 10	Conduit	Metal	Roof	Intact	0.3	Negative
161	10/22/21	Campus	Covered Walkway 10	Conduit	Metal	Roof	Intact	0	Negative
162	10/22/21	Campus	Covered Walkway 10	Conduit	Metal	Roof	Intact	0.3	Negative

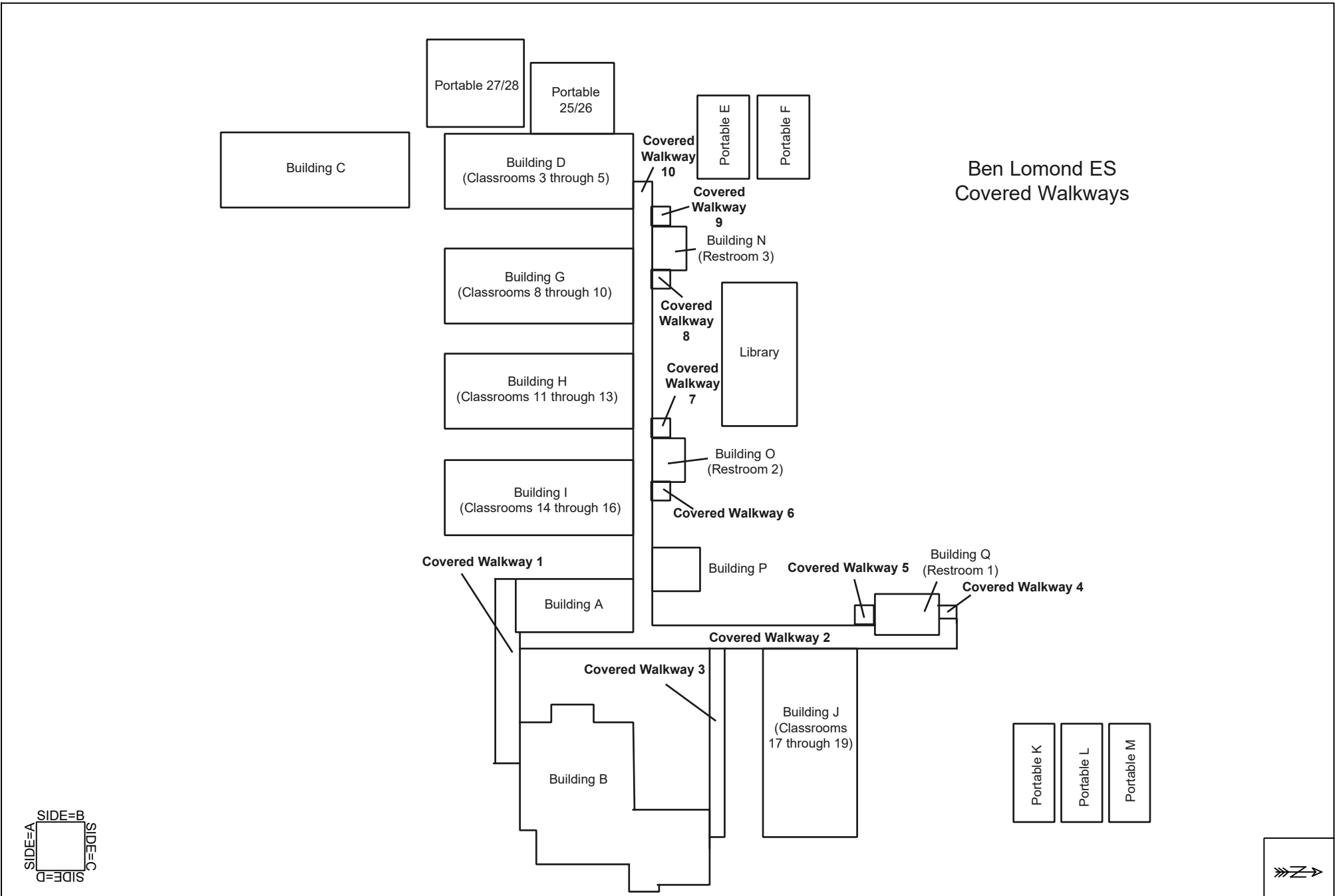
Covina-Valley Unified School District  
Ben Lomond Elementary School

Reading #	Date	Building	Location	Component	Substrate	Side	Condition	Concentration	Result
163	10/22/21	Campus	Covered Walkway 10	Conduit	Metal	Roof	Intact	0	Negative
164	10/22/21	Campus	Covered Walkway 10	Conduit	Metal	Roof	Intact	0.2	Negative
165	10/22/21	Campus	Covered Walkway 10	Drip edge	Metal	C	Intact	0.4	Negative
166	10/22/21	Campus	Covered Walkway 10	Drip edge	Metal	C	Intact	0.2	Negative
167	10/22/21	Campus	Covered Walkway 10	Drip edge	Metal	C	Intact	0.2	Negative
168	10/22/21	Campus	Covered Walkway 10	Fascia	Metal	C	Intact	0.2	Negative
169	10/22/21	Campus	Covered Walkway 10	Fascia	Metal	C	Intact	0.2	Negative
170	10/22/21	Campus	Covered Walkway 10	Fascia	Metal	C	Intact	0.3	Negative
171	10/22/21	Campus	Covered Walkway 10	Fascia	Metal	C	Intact	0.3	Negative
172	10/22/21	Campus	Covered Walkway 10	Fascia	Metal	A	Intact	0.3	Negative
173	10/22/21	Campus	Covered Walkway 10	Fascia	Metal	A	Intact	0.3	Negative
174	10/22/21	Campus	Covered Walkway 10	Fascia	Metal	A	Intact	0.3	Negative
175	10/22/21	Campus	Covered Walkway 10	Fascia	Metal	A	Intact	0.3	Negative
176	10/22/21	Campus	Covered Walkway 10	Drip edge	Metal	A	Intact	0.2	Negative
177	10/22/21	Campus	Covered Walkway 10	Drip edge	Metal	A	Intact	0.3	Negative
178	10/22/21	Campus	Covered Walkway 10	Drip edge	Metal	A	Intact	0.1	Negative
179	10/22/21	Campus	Covered Walkway 10	Drip edge	Metal	A	Intact	0.2	Negative
180	10/22/21	Campus	Covered Walkway 10	Ceiling	Metal	Upper	Intact	0.2	Negative
181	10/22/21	Campus	Covered Walkway 10	Ceiling	Metal	Upper	Intact	0.3	Negative
182	10/22/21	Campus	Covered Walkway 10	Ceiling	Metal	Upper	Intact	0.1	Negative
183	10/22/21	Campus	Covered Walkway 10	Ceiling	Metal	Upper	Intact	0.1	Negative
184	10/22/21	Campus	Covered Walkway 10	Ceiling	Metal	Upper	Intact	0.3	Negative
185	10/22/21	Campus	Covered Walkway 10	Ceiling	Metal	Upper	Intact	0.2	Negative

Covina-Valley Unified School District  
Ben Lomond Elementary School

Reading #	Date	Building	Location	Component	Substrate	Side	Condition	Concentration	Result
186	10/22/21	Campus	Covered Walkway 10	Drip edge	Metal	B	Intact	0.4	Negative
187	10/22/21	Campus	Covered Walkway 10	Fascia	Metal	B	Intact	0.3	Negative
188	10/22/21			Calibrate				1	Positive
189	10/22/21			Calibrate				1	Positive
190	10/22/21			Calibrate				1	Positive

**APPENDIX B – SITE DRAWING**



Ben Lomond ES  
Covered Walkways

Client: Covina-Valley USD

Project #: 21-Z0172-0133

Info: No Lead-Based Paint Identified



**EXECUTIVE ENVIRONMENTAL**  
HEALTH & SAFETY SIMPLIFIED

Site: Ben Lomond ES  
Address: 621 E. Covina Blvd.  
Covina, CA 91722

Drawing Not to Scale - © 2012

**APPENDIX C – LEAD HAZARD EVALUATION REPORT**

**LEAD HAZARD EVALUATION REPORT****Section 1 – Date of Lead Hazard Evaluation** 10/22/2021**Section 2 – Type of Lead Hazard Evaluation (Check one box only)** Lead Inspection     Risk assessment     Clearance Inspection     Other (specify) \_\_\_\_\_**Section 3 – Structure Where Lead Hazard Evaluation Was Conducted**

Address [number, street, apartment (if applicable)] 621 East Covina Blvd.		City Covina	County Los Angeles	Zip Code 91722
Construction date (year) of structure Unknown	Type of structure <input type="checkbox"/> Multi-unit building <input type="checkbox"/> Single family dwelling	<input checked="" type="checkbox"/> School or daycare <input type="checkbox"/> Other _____	Children living in structure? <input type="checkbox"/> Yes <input checked="" type="checkbox"/> No <input type="checkbox"/> Don't Know	

**Section 4 – Owner of Structure (if business/agency, list contact person)**


Name Covina Valley USD (Jesse Gonzalez)		Telephone number 626-523-7883		
Address [number, street, apartment (if applicable)] 519 East Badillo Street		City Covina	State CA	Zip Code 91723

**Section 5 – Results of Lead Hazard Evaluation (check all that apply)**

No lead-based paint detected     Intact lead-based paint detected     Deteriorated lead-based paint detected

No lead hazards detected     Lead-contaminated dust found     Lead-contaminated soil found     Other \_\_\_\_\_

**Section 6 – Individual Conducting Lead Hazard Evaluation**

Name Rhys Kuzmic		Telephone number 626-441-7050		
Address [number, street, apartment (if applicable)] 310 East Foothill Blvd. Suite 200		City Arcadia	State CA	Zip Code 91006
CDPH certification number 18093/LRC-00004395	Signature 		Date 10/25/2021	

Name and CDPH certification number of any other individuals conducting sampling or testing (if applicable)

**Section 7 – Attachments**

- A. A foundation diagram or sketch of the structure indicating the specific locations of each lead hazard or presence of lead-based paint;
- B. Each testing method, device, and sampling procedure used;
- C. All data collected, including quality control data, laboratory results, including laboratory name, address, and phone number.

First copy and attachments retained by inspector

Second copy and attachments retained by owner

Third copy only (no attachments) mailed or faxed to:

California Department of Public Health  
Childhood Lead Poisoning Prevention Branch Reports  
850 Marina Bay Parkway, Building P, Third Floor  
Richmond, CA 94804-6403  
Fax: (510) 620-5656

**APPENDIX D – XRF PERFORMANCE CHARACTERISTICS SHEET**



## Performance Characteristic Sheet

**EFFECTIVE DATE:** December 1, 2015

**MANUFACTURER AND MODEL:**

Make: *Heuresis*  
Models: *Model Pb200i*  
Source: *<sup>57</sup>Co, 5 mCi (nominal – new source)*

### FIELD OPERATION GUIDANCE

**OPERATING PARAMETERS:**

Action Level mode

**XRF CALIBRATION CHECK LIMITS:**

0.8 to 1.2 mg/cm <sup>2</sup> (inclusive)
---

**SUBSTRATE CORRECTION:**

Not applicable

**INCONCLUSIVE RANGE OR THRESHOLD:**

ACTION LEVEL MODE READING DESCRIPTION	SUBSTRATE	THRESHOLD (mg/cm <sup>2</sup> )
Results not corrected for substrate bias on any substrate	Brick	1.0
	Concrete	1.0
	Drywall	1.0
	Metal	1.0
	Plaster	1.0
	Wood	1.0

## BACKGROUND INFORMATION

### EVALUATION DATA SOURCE AND DATE:

This sheet is supplemental information to be used in conjunction with Chapter 7 of the HUD *Guidelines for the Evaluation and Control of Lead-Based Paint Hazards in Housing* ("HUD Guidelines"). Performance parameters shown on this sheet are calculated using test results on building components in the HUD archive. Testing was conducted on 146 test samples in November 2015, with two separate instruments running software version 2.1-2 in Action Level test mode. The actual source strength of each instrument on the day of testing was approximately 2.0 mCi; source ages were approximately one year.

### OPERATING PARAMETERS

Performance parameters shown in this sheet are applicable only when properly operating the instrument using the manufacturer's instructions and procedures described in Chapter 7 of the HUD Guidelines.

### XRF CALIBRATION CHECK:

The calibration of the XRF instrument should be checked using the paint film nearest 1.0 mg/cm<sup>2</sup> in the NIST Standard Reference Material (SRM) used (e.g., for NIST SRM 2579, use the 1.02 mg/cm<sup>2</sup> film).

If the average (rounded to 1 decimal place) of three readings is outside the acceptable calibration check range, follow the manufacturer's instructions to bring the instrument into control before XRF testing proceeds.

### SUBSTRATE CORRECTION VALUE COMPUTATION:

Chapter 7 of the HUD Guidelines provides guidance on correcting XRF results for substrate bias. Supplemental guidance for using the paint film nearest 1.0 mg/cm<sup>2</sup> for substrate correction is provided:

XRF results are corrected for substrate bias by subtracting from each XRF result a correction value determined separately in each house for single-family housing or in each development for multifamily housing, for each substrate. The correction value is an average of XRF readings taken over the NIST SRM paint film nearest to 1.0 mg/cm<sup>2</sup> at test locations that have been scraped bare of their paint covering. Compute the correction values as follows:

Using the same XRF instrument, take three readings on a bare substrate area covered with the NIST SRM paint film nearest 1 mg/cm<sup>2</sup>. Repeat this procedure by taking three more readings on a second bare substrate area of the same substrate covered with the NIST SRM.

Compute the correction value for each substrate type where XRF readings indicate substrate correction is needed by computing the average of all six readings as shown below.

For each substrate type (the 1.02 mg/cm<sup>2</sup> NIST SRM is shown in this example; use the actual lead loading of the NIST SRM used for substrate correction):

$$\text{Correction value} = (1\text{st} + 2\text{nd} + 3\text{rd} + 4\text{th} + 5\text{th} + 6\text{th Reading})/6 - 1.02 \text{ mg/cm}^2$$

Repeat this procedure for each substrate requiring substrate correction in the house or housing development.

### EVALUATING THE QUALITY OF XRF TESTING:

Randomly select ten testing combinations for retesting from each house or from two randomly selected units in multifamily housing.

Conduct XRF re-testing at the ten testing combinations selected for retesting.

Determine if the XRF testing in the units or house passed or failed the test by applying the steps below. Compute the Retest Tolerance Limit by the following steps:

Determine XRF results for the original and retest XRF readings. Do not correct the original or retest results for substrate bias. In single-family and multi-family housing, a result is defined as a single reading. Therefore, there will be ten original and ten retest XRF results for each house or for the two selected units.

Calculate the average of the original XRF result and the retest XRF result for each testing combination.

Square the average for each testing combination.

Add the ten squared averages together. Call this quantity C.

Multiply the number C by 0.0072. Call this quantity D.

Add the number 0.032 to D. Call this quantity E.

Take the square root of E. Call this quantity F.

Multiply F by 1.645. The result is the Retest Tolerance Limit.

Compute the average of all ten original XRF readings.

Compute the average of all ten re-test XRF readings.

Find the absolute difference of the two averages.

If the difference is less than the Retest Tolerance Limit, the inspection has passed the retest. If the difference of the overall averages equals or exceeds the Retest Tolerance Limit, this procedure should be repeated with ten new testing combinations. If the difference of the overall averages is equal to or greater than the Retest Tolerance Limit a second time, then the inspection should be considered deficient.

Use of this procedure is estimated to produce a spurious result approximately 1% of the time. That is, results of this procedure will call for further examination when no examination is warranted in approximately 1 out of 100 dwelling units tested.

**TESTING TIMES:**

In the Action Level paint test mode, the instrument takes the longest time to complete readings close to the Federal standard of 1.0 mg/cm<sup>2</sup>. The table below shows the mean and standard deviation of actual reading times by reading level for paint samples during the November 2015 archive testing. The tested instruments reported readings to one decimal place. No significant differences in reading times by substrate were observed. These times apply only to instruments with the same source strength as those tested (2.0 mCi). Instruments with stronger sources will have shorter reading times and those with weaker sources, longer reading times, than those in the table.

<b>Mean and Standard Deviation of Reading Times in Action Level Mode by Reading Level</b>		
<b>Reading (mg/cm<sup>2</sup>)</b>	<b>Mean Reading Time (seconds)</b>	<b>Standard Deviation (seconds)</b>
< 0.7	3.48	0.47
0.7	7.29	1.92
0.8	13.95	1.78
0.9 – 1.2	15.25	0.66
1.3 – 1.4	6.08	2.50
≥ 1.5	3.32	0.05

**CLASSIFICATION OF RESULTS:**

XRF results are classified as **positive** if they are **greater than or equal** to the stated threshold for the instrument (1.0 mg/cm<sup>2</sup>), and *negative* if they are *less than* the threshold.

**DOCUMENTATION:**

A report titled *Methodology for XRF Performance Characteristic Sheets* (EPA 747-R-95-008) provides an explanation of the statistical methodology used to construct the data in the sheets, and provides empirical results from using the recommended inconclusive ranges or thresholds for specific XRF instruments. The report may be downloaded at <http://www2.epa.gov/lead/methodology-xrf-performance-characteristic-sheets-epa-747-r-95-008-september-1997>.

This XRF Performance Characteristic Sheet (PCS) was developed by QuanTech, Inc., under a contract with the XRF manufacturer.

**APPENDIX C**

**GROVECENTER ELEMENTARY SCHOOL  
LIMITED ASBESTOS INSPECTION REPORT  
DATED DECEMBER 9, 2021**



Industrial Hygiene • Air Quality • Lead & Asbestos • Training • Health & Safety

## LIMITED ASBESTOS INSPECTION REPORT

Conducted at:

GROVECENTER ELEMENTARY SCHOOL  
COVERED WALKWAYS ROOFING PROJECT  
775 NORTH LARK ELLEN AVENUE  
WEST COVINA, CALIFORNIA 91791

Prepared for:

MR. BRIAN JOHNSON  
ASSISTANT DIRECTOR OF MAINTENANCE & OPERATION, FACILITIES &  
TRANSPORTATIONS  
COVINA-VALLEY UNIFIED SCHOOL DISTRICT  
519 EAST BADILLO STREET  
COVINA, CALIFORNIA 91723

Prepared by:

EXECUTIVE ENVIRONMENTAL  
310 EAST FOOTHILL BOULEVARD, SUITE 200  
ARCADIA, CALIFORNIA 91006

Project Number EE 21-Z0172-0135  
December 9, 2021

Report assembled by:

Yesenia G. Galeana  
Technical Report Writer  
Executive Environmental

Report generated/reviewed by:

Tim Galeana, CAC# 98-2470  
Senior Project Manager  
Executive Environmental

# TABLE OF CONTENTS

- I. EXECUTIVE SUMMARY
- II. SAMPLING METHODOLOGY
- III. SAMPLE ANALYSIS
- IV. FINDINGS
- V. CONCLUSIONS/RECOMMENDATIONS
- VI. DISCLAIMER/REPORT LIMITATIONS

## APPENDICES

APPENDIX A – LABORATORY ANALYSIS REPORT

APPENDIX B – SITE DRAWING

APPENDIX C – STAFF CERTIFICATION

## **LIMITED ASBESTOS INSPECTION REPORT**

**Project Number:** EE 21-Z0172-0135

**Client:** Covina-Valley Unified School District  
519 East Badillo Street  
Covina, California 91723

**Site Location:** Grovecenter Elementary School  
Covered Walkways Roofing Project  
775 North Lark Ellen Avenue  
West Covina, California 91791

**Site Use:** School Property

**Contact Person:** Mr. Brian Johnson  
Assistant Director of Maintenance & Operations, Facilities  
and Transportation  
Phone: (626) 974-7000, ext. 800145

**Inspection Date:** October 29, 2021

**Inspected By:** Mr. Matthew Barna  
Certified Site Surveillance Technician, # 19-6738

**Report Assembled By:** Ms. Yesenia G. Galeana  
Technical Report Writer

**Report Generated/Reviewed By:** Mr. Tim Galeana  
Certified Asbestos Consultant, # 98-2470

---

### **V. EXECUTIVE SUMMARY**

Executive Environmental (EE) provided the services of a Certified Asbestos Consultant (Rhys Kuzmic # 09-4586) and Certified Site Surveillance Technician (Mr. Matthew Barna # 19-6738), to conduct a limited asbestos inspection at Grovecenter Elementary School located at 775 North Ellen Avenue, West Covina, California. The inspection was conducted as a precursor to the upcoming covered walkways roofing project. Materials suspected of containing asbestos were sampled and analyzed for the presence of asbestos. No Asbestos-Containing Materials (ACM) were identified during this inspection. *This is considered a limited inspection. The inspection was limited to exterior materials anticipated to be impacted by the covered walkways roofing project, as directed by the District Representative.*



## II. SAMPLING METHODOLOGY

A visual inspection of the Covered Walkways was conducted prior to the collection of any bulk samples. The visual inspection was conducted to identify and record the location and condition of the materials to be sampled that may be impacted by the covered walkways roofing project. In addition, the walls of Building B were sampled as they may be impacted by the covered walkways roofing project. Following the visual inspection, bulk material samples of the identified suspect asbestos-containing building materials were collected. The materials were categorized into homogeneous groupings, and each sample was assigned a unique sample number and placed into a sealed container.

Upon completion of the bulk sample collection, a chain of custody was prepared, and the samples were delivered to the laboratory for analysis. LA Testing of South Pasadena, California analyzed the samples using Polarized Light Microscopy (PLM). LA Testing is an accredited participant in the National Voluntary Laboratory Accreditation Program (NVLAP), No. 200232-0, and also accredited by the American Industrial Hygiene Association (AIHA), No. 102814. The principles described in the current Environmental Protection Agency (EPA) 600 method were used in the preparation and analysis of the bulk samples.

*Note: Inaccessible suspect asbestos materials may be located within sealed ceilings, walls, or floors; or within wall cavities, interstitials, shafts, etc. Suspect asbestos materials located in these areas must be sampled prior to any activities that might cause them to be disturbed.*

## III. SAMPLE ANALYSIS

Fifty (50) samples were collected during this inspection. The laboratory analysis results are identified in the following table. Materials determined not to contain asbestos are listed as "No Asbestos Detected" (NAD).

Any material found to contain more than 1% of a known asbestos substance is considered to be an asbestos-containing material (ACM). Materials falling within this category are controlled and must be handled in accordance with the California Occupational Safety & Health Administration (Cal/OSHA), EPA, and South Coast Air Quality Management District (SCAQMD) regulations.

In addition, materials which are characterized as non-ACM by EPA or other local regulatory agencies may fall within the regulatory standards of Cal/OSHA, which further regulates any materials found to contain more than 1/10 of 1%, but 1% or less, of a known asbestos substance as asbestos-containing construction materials (ACCMs). Impacting or handling ACCMs requires special employer Registration, documentation, training, and personal protective equipment. When a material is to be impacted, the National Emission Standards for Hazardous Air Pollutants (NESHAPs) regulations require further testing for materials that fall within this category.

The PLM analytical protocol requires each layer of the sample to be analyzed separately. The quantity of analyses will vary based on the number of layers in a

sample and whether a "positive stop" is employed. When one sample of a homogeneous area is positive, the remainder of the samples need not be analyzed because the entire homogeneous area must be considered positive.

**Sampling results begin on the next page.**

**POLARIZED LIGHT MICROSCOPY (PLM) ANALYSIS DATA**

Grovecenter Elementary School  
775 North Lark Ellen Avenue  
West Covina, California 91791

Homogeneous Material #	Material Description	Material Location	Estimated Quantity	Condition <sup>A</sup>	Type <sup>B</sup>	Friable	Percent Damaged	Sample Number	Sample Location	Analytical Results
<b>Covered Walkways</b>										
1	Roofing material (core sample)	Covered Walkway no. 1: throughout rooftop	1,250 Square Feet	G	Misc.	No	0	2110290135MB-01	North	Layers A thru D: NAD <sup>C</sup>
								2110290135MB-02	West	Layers A thru E: NAD
								2110290135MB-03	South	Layers A thru E: NAD
2	Roof penetration mastic	Covered Walkway no. 1: throughout rooftop at drains and flashings in some areas	13 Square Feet	G	Misc.	No	0	2110290135MB-04	Northwest flashing	Layers A & B: NAD
								2110290135MB-05	East drain	Layers A & B: NAD
								2110290135MB-06	South flashing	Layers A & B: NAD
3	Conduit pads	Covered Walkway no. 1	10 Square Feet	G	Misc.	No	0	2110290135MB-07	North	Layers A & B: NAD
								2110290135MB-08	North	Layers A & B: NAD
								2110290135MB-09	North	Layers A & B: NAD

*Note: This table must be used in conjunction with the entire report. This document is not to be used for contract bidding and is intended to be used to identify asbestos-containing materials and their locations only.*

**Sampling results continue on the next page.**

<sup>A</sup> G = Good; D = Damaged; SD = Severely Damaged

<sup>B</sup> Misc. = Miscellaneous; Surf. = Surfacing; TSI = Thermal System Insulation

<sup>C</sup> NAD – No Asbestos Detected

**POLARIZED LIGHT MICROSCOPY (PLM) ANALYSIS DATA**

Grovecenter Elementary School  
775 North Lark Ellen Avenue  
West Covina, California 91791

Homogeneous Material #	Material Description	Material Location	Estimated Quantity	Condition <sup>D</sup>	Type <sup>E</sup>	Friable	Percent Damaged	Sample Number	Sample Location	Analytical Results
<b>Covered Walkways</b>										
4	Roofing material (core sample)	Covered Walkway no. 2: throughout rooftop	700 Square Feet	G	Misc.	No	0	2110290135MB-10	East	Layers A thru C: NAD <sup>F</sup>
								2110290135MB-11	Middle	Layers A thru C: NAD
								2110290135MB-12	West	Layers A thru C: NAD
5	Roof penetration mastic	Covered Walkway no. 2: throughout rooftop at drains and flashings in some areas	7 Square Feet	G	Misc.	No	0	2110290135MB-13	Northeast flashing	Layers A & B: NAD
								2110290135MB-14	Middle-south flashing	Layers A & B: NAD
								2110290135MB-15	West drain	Layers A & B: NAD
6	Conduit pads	Covered Walkway no. 2	12 Square Feet	G	Misc.	No	0	2110290135MB-16	East	Layers A & B: NAD
								2110290135MB-17	Middle	Layers A & B: NAD
								2110290135MB-18	West	Layers A & B: NAD

*Note: This table must be used in conjunction with the entire report. This document is not to be used for contract bidding and is intended to be used to identify asbestos-containing materials and their locations only.*

**Sampling results continue on the next page.**

<sup>D</sup> G = Good; D = Damaged; SD = Severely Damaged

<sup>E</sup> Misc. = Miscellaneous; Surf. = Surfacing; TSI = Thermal System Insulation

<sup>F</sup> NAD – No Asbestos Detected

**POLARIZED LIGHT MICROSCOPY (PLM) ANALYSIS DATA**

Grovecenter Elementary School  
775 North Lark Ellen Avenue  
West Covina, California 91791

Homogeneous Material #	Material Description	Material Location	Estimated Quantity	Condition <sup>G</sup>	Type <sup>H</sup>	Friable	Percent Damaged	Sample Number	Sample Location	Analytical Results
<b>Covered Walkways</b>										
7	Roofing material (core sample)	Covered Walkway no. 3: throughout rooftop	550 Square Feet	G	Misc.	No	0	2110290135MB-19	Northwest	Layers A thru C: NAD <sup>I</sup>
								2110290135MB-20	Southeast	Layers A thru C: NAD
								2110290135MB-21	Southwest	Layers A thru C: NAD
8	Roof penetration mastic	Covered Walkway no. 3: throughout rooftop at drains and flashings in some areas	6 Square Feet	G	Misc.	No	0	2110290135MB-22	Northwest flashing	Layers A & B: NAD
								2110290135MB-23	Southeast flashing	Layers A & B: NAD
								2110290135MB-24	West drain	Layers A & B: NAD
9	Conduit pads	Covered Walkway no. 3	10 Square Feet	G	Misc.	No	0	2110290135MB-25	Northwest	Layers A & B: NAD
								2110290135MB-26	South	Layers A & B: NAD
								2110290135MB-27	Southwest	Layers A & B: NAD

*Note: This table must be used in conjunction with the entire report. This document is not to be used for contract bidding and is intended to be used to identify asbestos-containing materials and their locations only.*

**Sampling results continue on the next page.**

<sup>G</sup> G = Good; D = Damaged; SD = Severely Damaged

<sup>H</sup> Misc. = Miscellaneous; Surf. = Surfacing; TSI = Thermal System Insulation

<sup>I</sup> NAD – No Asbestos Detected

**POLARIZED LIGHT MICROSCOPY (PLM) ANALYSIS DATA**

Grovecenter Elementary School  
775 North Lark Ellen Avenue  
West Covina, California 91791

Homogeneous Material #	Material Description	Material Location	Estimated Quantity	Condition <sup>J</sup>	Type <sup>K</sup>	Friable	Percent Damaged	Sample Number	Sample Location	Analytical Results
<b>Covered Walkways</b>										
10	Roofing material (core sample)	Covered Walkway no. 4: throughout rooftop	3,200 Square Feet	G	Misc.	No	0	2110290135MB-28	North	Layers A thru C: NAD <sup>L</sup>
								2110290135MB-29	Middle	Layers A thru C: NAD
								2110290135MB-30	South	Layers A thru C: NAD
11	Roof penetration mastic	Covered Walkway no. 4: throughout rooftop at drains, flashings and under conduit wood blocks	32 Square Feet	G	Misc.	No	0	2110290135MB-31	Northeast flashing	Layers A & B: NAD
								2110290135MB-32	Middle drain	Layers A & B: NAD
								2110290135MB-33	South conduit wood block	NAD
12	Conduit pads	Covered Walkway no. 4	40 Square Feet	G	Misc.	No	0	2110290135MB-34	North	Layers A & B: NAD
								2110290135MB-35	Middle	Layers A & B: NAD
								2110290135MB-36	South	Layers A & B: NAD

*Note: This table must be used in conjunction with the entire report. This document is not to be used for contract bidding and is intended to be used to identify asbestos-containing materials and their locations only.*

**Sampling results continue on the next page.**

<sup>J</sup> G = Good; D = Damaged; SD = Severely Damaged

<sup>K</sup> Misc. = Miscellaneous; Surf. = Surfacing; TSI = Thermal System Insulation

<sup>L</sup> NAD – No Asbestos Detected

**POLARIZED LIGHT MICROSCOPY (PLM) ANALYSIS DATA**

Grovecenter Elementary School  
775 North Lark Ellen Avenue  
West Covina, California 91791

Homogeneous Material #	Material Description	Material Location	Estimated Quantity	Condition <sup>M</sup>	Type <sup>N</sup>	Friable	Percent Damaged	Sample Number	Sample Location	Analytical Results
<b>Covered Walkways</b>										
13	Roofing material (core sample)	Covered Walkway no. 5: throughout rooftop	140 Square Feet	G	Misc.	No	0	2110290135MB-37	Northeast	Layers A thru C: NAD <sup>o</sup>
								2110290135MB-38	Southeast	Layers A thru C: NAD
								2110290135MB-39	Southwest	Layers A thru C: NAD
14	Roof penetration mastic	Covered Walkway no. 5: throughout rooftop at drains and flashings in some areas	4 Square Feet	G	Misc.	No	0	2110290135MB-40	Northwest flashing	Layers A & B: NAD
								2110290135MB-41	South drain	Layers A & B: NAD
								2110290135MB-42	Southwest flashing	Layers A & B: NAD
15	Conduit pads	Covered Walkway no. 5	8 Square Feet	G	Misc.	No	0	2110290135MB-43	Northwest	Layers A & B: NAD
								2110290135MB-44	Northeast	Layers A & B: NAD
								2110290135MB-45	Southeast	Layers A & B: NAD

*Note: This table must be used in conjunction with the entire report. This document is not to be used for contract bidding and is intended to be used to identify asbestos-containing materials and their locations only.*

**Sampling results continue on the next page.**

<sup>M</sup> G = Good; D = Damaged; SD = Severely Damaged

<sup>N</sup> Misc. = Miscellaneous; Surf. = Surfacing; TSI = Thermal System Insulation

<sup>o</sup> NAD – No Asbestos Detected

**POLARIZED LIGHT MICROSCOPY (PLM) ANALYSIS DATA**

Grovecenter Elementary School  
775 North Lark Ellen Avenue  
West Covina, California 91791

Homogeneous Material #	Material Description	Material Location	Estimated Quantity	Condition <sup>P</sup>	Type <sup>Q</sup>	Friable	Percent Damaged	Sample Number	Sample Location	Analytical Results
<b>Building B</b>										
16	Stucco	Throughout exterior walls	4,500 Square Feet	G	Surf.	No	0	2110290135MB-46	Northwest	Layers A thru C: NAD <sup>R</sup>
								2110290135MB-47	North	Layers A & B: NAD
								2110290135MB-48	Northeast	Layers A thru C: NAD
								2110290135MB-49	East	Layers A & B: NAD
								2110290135MB-50	West wall-south end	Layers A & B: NAD

*Note: This table must be used in conjunction with the entire report. This document is not to be used for contract bidding and is intended to be used to identify asbestos-containing materials and their locations only.*

**The remainder of this page is intentionally blank.**

<sup>P</sup> G = Good; D = Damaged; SD = Severely Damaged

<sup>Q</sup> Misc. = Miscellaneous; Surf. = Surfacing; TSI = Thermal System Insulation

<sup>R</sup> NAD – No Asbestos Detected



#### **IV. FINDINGS**

EE conducted a limited asbestos inspection of Grovecenter Elementary School located at 775 North Ellen Avenue, West Covina, California.

Sixteen (16) homogeneous material group was identified during the visual inspection. Fifty (50) samples of suspect asbestos-containing materials were collected and delivered to LA Testing of South Pasadena, California, for analysis. The homogeneous areas and sampling results are listed on the table in Section III.

The analytical data revealed that the sampled materials do not contain asbestos.

#### **V. CONCLUSIONS/RECOMMENDATIONS**

No asbestos-containing material (ACM) was identified during this inspection. Activities involving the inspected material may proceed as normal construction actions. If suspect asbestos materials that were not sampled are to be disturbed, additional sampling will be required.

If you have any questions, please call Mr. Tim Galeana at 626-441-7050. We are glad we could be of service to you.

#### **VI. DISCLAIMER/REPORT LIMITATIONS**

All reports and recommendations are based on conditions and practices observed and information made available to Executive Environmental (EE) by the client and the designated sites/facilities on the days sampling was conducted. This report does not purport to set forth all hazards, nor to indicate that other hazards do not exist. No responsibility is assumed by EE for the control or correction of conditions or practices existing at the facilities, or at any other premises surveyed by EE, for and on the behalf of the client. Services provided by EE shall be governed by the standard of practice for professional services measured at the time those services are rendered.

All information contained in this report is proprietary and limited to the scope of services, parameters of the analytical methods used and the conditions present at the time of this inspection. Any references to quantities are considered estimates and are not to be construed as actual.

**APPENDIX A – LABORATORY ANALYSIS REPORT**



# LA Testing

520 Mission Street South Pasadena, CA 91030

Tel/Fax: (323) 254-9960 / (323) 254-9982

<http://www.LATesting.com> / [pasadenalab@latesting.com](mailto:pasadenalab@latesting.com)

LA Testing Order: 322120110

Customer ID: 32EXEC52

Customer PO:

Project ID:

**Attention:** Yesenia Galeana  
Executive Environmental Services Corp.  
310 East Foothill Blvd.  
Suite 200  
Arcadia, CA 91006

**Phone:** (626) 441-7050

**Fax:** (626) 441-0016

**Received Date:** 10/29/2021 3:30 PM

**Analysis Date:** 11/05/2021

**Collected Date:** 10/29/2021

**Project:** Project #: 21-Z0172-0135/ Sampler: Rhys Kuzmic/ Matt Barna

## Test Report: Asbestos Analysis of Bulk Materials via EPA 600/R-93/116 Method using Polarized Light Microscopy

Sample	Appearance	Non-Asbestos		Asbestos
		% Fibrous	% Non-Fibrous	% Type
2110290135MB-1-A <small>322120110-0001</small>	Gray/Black Fibrous Heterogeneous	10% Glass	90% Non-fibrous (Other)	None Detected
2110290135MB-1-B <small>322120110-0001A</small>	Black Fibrous Heterogeneous	10% Glass	90% Non-fibrous (Other)	None Detected
2110290135MB-1-C <small>322120110-0001B</small>	Silver Non-Fibrous Homogeneous		100% Non-fibrous (Other)	None Detected
2110290135MB-1-D <small>322120110-0001C</small>	Brown Fibrous Homogeneous	90% Cellulose	10% Non-fibrous (Other)	None Detected
2110290135MB-2-A <small>322120110-0002</small>	Gray/Black Fibrous Heterogeneous	10% Glass	90% Non-fibrous (Other)	None Detected
2110290135MB-2-B <small>322120110-0002A</small>	Gray/Black Fibrous Heterogeneous	10% Glass	90% Non-fibrous (Other)	None Detected
2110290135MB-2-C <small>322120110-0002B</small>	Silver Non-Fibrous Homogeneous		100% Non-fibrous (Other)	None Detected
2110290135MB-2-D <small>322120110-0002C</small>	Black Fibrous Heterogeneous	10% Glass	90% Non-fibrous (Other)	None Detected
2110290135MB-2-E <small>322120110-0002D</small>	Brown Fibrous Homogeneous	90% Cellulose	10% Non-fibrous (Other)	None Detected
2110290135MB-3-A <small>322120110-0003</small>	Gray/Black Fibrous Heterogeneous	10% Glass	90% Non-fibrous (Other)	None Detected
2110290135MB-3-B <small>322120110-0003A</small>	Gray/Black Fibrous Heterogeneous	10% Glass	90% Non-fibrous (Other)	None Detected
2110290135MB-3-C <small>322120110-0003B</small>	Silver Non-Fibrous Homogeneous		100% Non-fibrous (Other)	None Detected
2110290135MB-3-D <small>322120110-0003C</small>	Black Fibrous Heterogeneous	10% Glass	90% Non-fibrous (Other)	None Detected
2110290135MB-3-E <small>322120110-0003D</small>	Brown Fibrous Homogeneous	90% Cellulose	10% Non-fibrous (Other)	None Detected
2110290135MB-4-A <small>322120110-0004</small> QC	Black Non-Fibrous Homogeneous	10% Cellulose	90% Non-fibrous (Other)	None Detected
2110290135MB-4-B <small>322120110-0004A</small>	Silver Non-Fibrous Homogeneous		100% Non-fibrous (Other)	None Detected

Initial report from: 11/05/2021 14:08:56



# LA Testing

520 Mission Street South Pasadena, CA 91030

Tel/Fax: (323) 254-9960 / (323) 254-9982

<http://www.LATesting.com> / [pasadenalab@lateesting.com](mailto:pasadenalab@lateesting.com)

LA Testing Order: 322120110

Customer ID: 32EXEC52

Customer PO:

Project ID:

## Test Report: Asbestos Analysis of Bulk Materials via EPA 600/R-93/116 Method using Polarized Light Microscopy

Sample	Appearance	Non-Asbestos		Asbestos % Type
		% Fibrous	% Non-Fibrous	
2110290135MB-5-A <small>322120110-0005</small>	Black Fibrous Heterogeneous	10% Glass	90% Non-fibrous (Other)	None Detected
2110290135MB-5-B <small>322120110-0005A</small>	Silver Non-Fibrous Homogeneous		100% Non-fibrous (Other)	None Detected
2110290135MB-6-A <small>322120110-0006</small>	Black Non-Fibrous Homogeneous		100% Non-fibrous (Other)	None Detected
2110290135MB-6-B <small>322120110-0006A</small>	Silver Non-Fibrous Homogeneous		100% Non-fibrous (Other)	None Detected
2110290135MB-7-A <small>322120110-0007</small>	Silver Non-Fibrous Homogeneous		100% Non-fibrous (Other)	None Detected
2110290135MB-7-B <small>322120110-0007A</small>	Black Non-Fibrous Homogeneous	10% Glass	90% Non-fibrous (Other)	None Detected
2110290135MB-8-A <small>322120110-0008</small>	Silver Non-Fibrous Homogeneous		100% Non-fibrous (Other)	None Detected
2110290135MB-8-B <small>322120110-0008A</small>	Black Non-Fibrous Homogeneous	10% Glass	90% Non-fibrous (Other)	None Detected
2110290135MB-9-A <small>322120110-0009</small>	Silver Non-Fibrous Homogeneous		100% Non-fibrous (Other)	None Detected
2110290135MB-9-B <small>322120110-0009A</small>	Black Fibrous Homogeneous	10% Glass	90% Non-fibrous (Other)	None Detected
2110290135MB-10-A <small>322120110-0010</small>	Silver Non-Fibrous Homogeneous		100% Non-fibrous (Other)	None Detected
2110290135MB-10-B <small>322120110-0010A</small>	Black Fibrous Heterogeneous	10% Glass	90% Non-fibrous (Other)	None Detected
2110290135MB-10-C <small>322120110-0010B</small>	Brown Fibrous Homogeneous	90% Cellulose	10% Non-fibrous (Other)	None Detected
2110290135MB-11-A <small>322120110-0011</small>	Silver Non-Fibrous Homogeneous		100% Non-fibrous (Other)	None Detected
2110290135MB-11-B <small>322120110-0011A</small>	Black Fibrous Heterogeneous	10% Glass	90% Non-fibrous (Other)	None Detected
2110290135MB-11-C <small>322120110-0011B</small>	Brown Fibrous Homogeneous	90% Cellulose	10% Non-fibrous (Other)	None Detected
2110290135MB-12-A <small>322120110-0012</small>	Silver Non-Fibrous Homogeneous		100% Non-fibrous (Other)	None Detected
2110290135MB-12-B <small>322120110-0012A</small>	Black Fibrous Heterogeneous	10% Glass	90% Non-fibrous (Other)	None Detected
2110290135MB-12-C <small>322120110-0012B</small>	Brown Fibrous Homogeneous	90% Cellulose	10% Non-fibrous (Other)	None Detected

Initial report from: 11/05/2021 14:08:56



# LA Testing

520 Mission Street South Pasadena, CA 91030

Tel/Fax: (323) 254-9960 / (323) 254-9982

<http://www.LATesting.com> / [pasadenalab@latesting.com](mailto:pasadenalab@latesting.com)

LA Testing Order: 322120110

Customer ID: 32EXEC52

Customer PO:

Project ID:

## Test Report: Asbestos Analysis of Bulk Materials via EPA 600/R-93/116 Method using Polarized Light Microscopy

Sample	Appearance	Non-Asbestos		Asbestos % Type
		% Fibrous	% Non-Fibrous	
2110290135MB-13-A  322120110-0013 QC	Silver Non-Fibrous Homogeneous		100% Non-fibrous (Other)	None Detected
2110290135MB-13-B  322120110-0013A	Black Fibrous Heterogeneous	10% Glass	90% Non-fibrous (Other)	None Detected
2110290135MB-14-A  322120110-0014	Silver Non-Fibrous Homogeneous		100% Non-fibrous (Other)	None Detected
2110290135MB-14-B  322120110-0014A	Black Fibrous Heterogeneous	10% Cellulose 10% Glass	80% Non-fibrous (Other)	None Detected
2110290135MB-15-A  322120110-0015	Silver Non-Fibrous Homogeneous		100% Non-fibrous (Other)	None Detected
2110290135MB-15-B  322120110-0015A	Black Fibrous Heterogeneous	10% Glass	90% Non-fibrous (Other)	None Detected
2110290135MB-16-A  322120110-0016	Silver Non-Fibrous Homogeneous		100% Non-fibrous (Other)	None Detected
2110290135MB-16-B  322120110-0016A	Black Fibrous Heterogeneous	10% Glass	90% Non-fibrous (Other)	None Detected
2110290135MB-17-A  322120110-0017	Silver Non-Fibrous Homogeneous		100% Non-fibrous (Other)	None Detected
2110290135MB-17-B  322120110-0017A	Black Fibrous Heterogeneous	10% Glass	90% Non-fibrous (Other)	None Detected
2110290135MB-18-A  322120110-0018	Silver Non-Fibrous Homogeneous		100% Non-fibrous (Other)	None Detected
2110290135MB-18-B  322120110-0018A	Gray/Black Fibrous Heterogeneous		100% Non-fibrous (Other)	None Detected
2110290135MB-19-A  322120110-0019	Silver Non-Fibrous Homogeneous		100% Non-fibrous (Other)	None Detected
2110290135MB-19-B  322120110-0019A	Gray/Black Fibrous Heterogeneous	10% Glass	90% Non-fibrous (Other)	None Detected
2110290135MB-19-C  322120110-0019B	Brown Fibrous Homogeneous	90% Cellulose	10% Non-fibrous (Other)	None Detected
2110290135MB-20-A  322120110-0020	Silver Non-Fibrous Homogeneous		100% Non-fibrous (Other)	None Detected
2110290135MB-20-B  322120110-0020A	Gray/Black Fibrous Heterogeneous	10% Glass	90% Non-fibrous (Other)	None Detected
2110290135MB-20-C  322120110-0020B	Brown Fibrous Homogeneous	90% Cellulose	10% Non-fibrous (Other)	None Detected
2110290135MB-21-A  322120110-0021	Silver Non-Fibrous Homogeneous		100% Non-fibrous (Other)	None Detected

Initial report from: 11/05/2021 14:08:56



# LA Testing

520 Mission Street South Pasadena, CA 91030

Tel/Fax: (323) 254-9960 / (323) 254-9982

<http://www.LATesting.com> / [pasadenalab@latesting.com](mailto:pasadenalab@latesting.com)

LA Testing Order: 322120110

Customer ID: 32EXEC52

Customer PO:

Project ID:

## Test Report: Asbestos Analysis of Bulk Materials via EPA 600/R-93/116 Method using Polarized Light Microscopy

Sample	Appearance	Non-Asbestos		Asbestos % Type
		% Fibrous	% Non-Fibrous	
2110290135MB-21-B <small>322120110-0021A</small>	Gray/Black Fibrous Heterogeneous		100% Non-fibrous (Other)	None Detected
2110290135MB-21-C <small>322120110-0021B</small>	Brown Fibrous Homogeneous	90% Cellulose	10% Non-fibrous (Other)	None Detected
2110290135MB-22-A <small>322120110-0022</small>	Silver Non-Fibrous Homogeneous		100% Non-fibrous (Other)	None Detected
2110290135MB-22-B <small>322120110-0022A</small>	Black Fibrous Heterogeneous	10% Cellulose	90% Non-fibrous (Other)	None Detected
2110290135MB-23-A <small>322120110-0023</small>	Silver Non-Fibrous Homogeneous		100% Non-fibrous (Other)	None Detected
2110290135MB-23-B <small>322120110-0023A</small>	Black Fibrous Heterogeneous	10% Cellulose	90% Non-fibrous (Other)	None Detected
2110290135MB-24-A <small>322120110-0024</small>	Silver Non-Fibrous Homogeneous		100% Non-fibrous (Other)	None Detected
2110290135MB-24-B <small>322120110-0024A</small>	Black Non-Fibrous Homogeneous		100% Non-fibrous (Other)	None Detected
2110290135MB-25-A <small>322120110-0025</small>	Silver Non-Fibrous Homogeneous		100% Non-fibrous (Other)	None Detected
2110290135MB-25-B <small>322120110-0025A</small>	Black Fibrous Heterogeneous	10% Glass	90% Non-fibrous (Other)	None Detected
2110290135MB-26-A <small>322120110-0026</small>	Silver Non-Fibrous Homogeneous		100% Non-fibrous (Other)	None Detected
2110290135MB-26-B <small>322120110-0026A</small>	Black Fibrous Heterogeneous	10% Glass	90% Non-fibrous (Other)	None Detected
2110290135MB-27-A <small>322120110-0027</small>	Silver Non-Fibrous Homogeneous		100% Non-fibrous (Other)	None Detected
2110290135MB-27-B <small>322120110-0027A</small>	Black Fibrous Heterogeneous	10% Glass	90% Non-fibrous (Other)	None Detected
2110290135MB-28-A <small>322120110-0028</small>	Silver Non-Fibrous Homogeneous		100% Non-fibrous (Other)	None Detected
2110290135MB-28-B <small>322120110-0028A</small>	Black Fibrous Heterogeneous	10% Glass	90% Non-fibrous (Other)	None Detected
2110290135MB-28-C <small>322120110-0028B</small>	Brown Fibrous Homogeneous	90% Cellulose	10% Non-fibrous (Other)	None Detected
2110290135MB-29-A <small>322120110-0029</small>	Silver Non-Fibrous Homogeneous		100% Non-fibrous (Other)	None Detected
2110290135MB-29-B <small>322120110-0029A</small>	Black Fibrous Heterogeneous	10% Glass	90% Non-fibrous (Other)	None Detected

Initial report from: 11/05/2021 14:08:56



# LA Testing

520 Mission Street South Pasadena, CA 91030

Tel/Fax: (323) 254-9960 / (323) 254-9982

<http://www.LATesting.com> / [pasadenalab@latesting.com](mailto:pasadenalab@latesting.com)

LA Testing Order: 322120110

Customer ID: 32EXEC52

Customer PO:

Project ID:

## Test Report: Asbestos Analysis of Bulk Materials via EPA 600/R-93/116 Method using Polarized Light Microscopy

Sample	Appearance	Non-Asbestos		Asbestos % Type
		% Fibrous	% Non-Fibrous	
2110290135MB-29-C <small>322120110-0029B</small>	Brown Fibrous Homogeneous	90% Cellulose	10% Non-fibrous (Other)	None Detected
2110290135MB-30-A <small>322120110-0030</small>	Silver Non-Fibrous Homogeneous		100% Non-fibrous (Other)	None Detected
2110290135MB-30-B <small>322120110-0030A</small>	Black Fibrous Heterogeneous	10% Glass	90% Non-fibrous (Other)	None Detected
2110290135MB-30-C <small>322120110-0030B</small>	Brown Fibrous Homogeneous	90% Cellulose	10% Non-fibrous (Other)	None Detected
2110290135MB-31-A <small>322120110-0031</small>	Silver Non-Fibrous Homogeneous		100% Non-fibrous (Other)	None Detected
2110290135MB-31-B <small>322120110-0031A</small>	Black Fibrous Heterogeneous	15% Glass	85% Non-fibrous (Other)	None Detected
2110290135MB-32-A <small>322120110-0032</small>	Silver Non-Fibrous Homogeneous		100% Non-fibrous (Other)	None Detected
2110290135MB-32-B <small>322120110-0032A</small>	Black Fibrous Heterogeneous	15% Glass	85% Non-fibrous (Other)	None Detected
2110290135MB-33 <small>322120110-0033</small>	Gray/Black Non-Fibrous Homogeneous	10% Cellulose	90% Non-fibrous (Other)	None Detected
2110290135MB-34-A <small>322120110-0034</small>	Silver Non-Fibrous Homogeneous		100% Non-fibrous (Other)	None Detected
2110290135MB-34-B <small>322120110-0034A</small>	Black Fibrous Heterogeneous	10% Glass	90% Non-fibrous (Other)	None Detected
2110290135MB-35-A <small>322120110-0035</small>	Silver Non-Fibrous Homogeneous		100% Non-fibrous (Other)	None Detected
2110290135MB-35-B <small>322120110-0035A</small>	Black Fibrous Heterogeneous		100% Non-fibrous (Other)	None Detected
2110290135MB-36-A <small>322120110-0036</small>	Silver Non-Fibrous Homogeneous		100% Non-fibrous (Other)	None Detected
2110290135MB-36-B <small>322120110-0036A</small>	Black Fibrous Heterogeneous	10% Glass	90% Non-fibrous (Other)	None Detected
2110290135MB-37-A <small>322120110-0037</small>	Silver Non-Fibrous Homogeneous		100% Non-fibrous (Other)	None Detected
2110290135MB-37-B <small>322120110-0037A</small>	Gray/Black Fibrous Heterogeneous	15% Glass	85% Non-fibrous (Other)	None Detected
2110290135MB-37-C <small>322120110-0037B</small>	Brown Fibrous Homogeneous	90% Cellulose	10% Non-fibrous (Other)	None Detected
2110290135MB-38-A <small>322120110-0038</small>	Silver Non-Fibrous Homogeneous		100% Non-fibrous (Other)	None Detected

Initial report from: 11/05/2021 14:08:56



# LA Testing

520 Mission Street South Pasadena, CA 91030

Tel/Fax: (323) 254-9960 / (323) 254-9982

<http://www.LATesting.com> / [pasadenalab@latesting.com](mailto:pasadenalab@latesting.com)

LA Testing Order: 322120110

Customer ID: 32EXEC52

Customer PO:

Project ID:

## Test Report: Asbestos Analysis of Bulk Materials via EPA 600/R-93/116 Method using Polarized Light Microscopy

Sample	Appearance	Non-Asbestos		Asbestos % Type
		% Fibrous	% Non-Fibrous	
2110290135MB-38-B <small>322120110-0038A</small>	Gray/Black Fibrous Heterogeneous	15% Glass	85% Non-fibrous (Other)	None Detected
2110290135MB-38-C <small>322120110-0038B</small>	Brown Fibrous Homogeneous	90% Cellulose	10% Non-fibrous (Other)	None Detected
2110290135MB-39-A <small>322120110-0039</small>	Silver Non-Fibrous Homogeneous		100% Non-fibrous (Other)	None Detected
2110290135MB-39-B <small>322120110-0039A</small>	Black Fibrous Heterogeneous	10% Glass	90% Non-fibrous (Other)	None Detected
2110290135MB-39-C <small>322120110-0039B</small>	Brown Fibrous Homogeneous	90% Cellulose	10% Non-fibrous (Other)	None Detected
2110290135MB-40-A <small>322120110-0040</small>	Silver Non-Fibrous Homogeneous		100% Non-fibrous (Other)	None Detected
2110290135MB-40-B <small>322120110-0040A</small>	Black Fibrous Heterogeneous	20% Glass	80% Non-fibrous (Other)	None Detected
2110290135MB-41-A <small>322120110-0041</small>	Silver Non-Fibrous Homogeneous		100% Non-fibrous (Other)	None Detected
2110290135MB-41-B <small>322120110-0041A</small>	Black Fibrous Heterogeneous	20% Glass	80% Non-fibrous (Other)	None Detected
2110290135MB-42-A <small>322120110-0042</small>	Silver Non-Fibrous Homogeneous		100% Non-fibrous (Other)	None Detected
2110290135MB-42-B <small>322120110-0042A</small>	Black Fibrous Heterogeneous	10% Glass	90% Non-fibrous (Other)	None Detected
2110290135MB-43-A <small>322120110-0043</small>	Silver Non-Fibrous Homogeneous		100% Non-fibrous (Other)	None Detected
2110290135MB-43-B <small>322120110-0043A</small>	Black Fibrous Heterogeneous		100% Non-fibrous (Other)	None Detected
2110290135MB-44-A <small>322120110-0044</small>	Silver Non-Fibrous Homogeneous		100% Non-fibrous (Other)	None Detected
2110290135MB-44-B <small>322120110-0044A</small>	Black Fibrous Heterogeneous	15% Glass	85% Non-fibrous (Other)	None Detected
2110290135MB-45-A <small>322120110-0045</small>	Silver Non-Fibrous Homogeneous		100% Non-fibrous (Other)	None Detected
2110290135MB-45-B <small>322120110-0045A</small>	Black Fibrous Heterogeneous	10% Glass	90% Non-fibrous (Other)	None Detected
2110290135MB-46-A <small>322120110-0046</small>	Blue/Beige Non-Fibrous Homogeneous		100% Non-fibrous (Other)	None Detected
2110290135MB-46-B <small>322120110-0046A</small>	Gray Non-Fibrous Homogeneous		100% Non-fibrous (Other)	None Detected

Initial report from: 11/05/2021 14:08:56





# LA Testing

520 Mission Street South Pasadena, CA 91030

Tel/Fax: (323) 254-9960 / (323) 254-9982

<http://www.LATesting.com> / [pasadenalab@latesting.com](mailto:pasadenalab@latesting.com)

LA Testing Order: 322120110

Customer ID: 32EXEC52

Customer PO:

Project ID:

## Test Report: Asbestos Analysis of Bulk Materials via EPA 600/R-93/116 Method using Polarized Light Microscopy

Sample	Appearance	Non-Asbestos		Asbestos % Type
		% Fibrous	% Non-Fibrous	
2110290135MB-46-C <i>322120110-0046B</i>	Gray/Beige Non-Fibrous Homogeneous		100% Non-fibrous (Other)	None Detected
2110290135MB-47-A <i>322120110-0047</i>	White/Beige Non-Fibrous Homogeneous		100% Non-fibrous (Other)	None Detected
2110290135MB-47-B <i>322120110-0047A</i> QC	Gray/Beige Non-Fibrous Homogeneous		100% Non-fibrous (Other)	None Detected
2110290135MB-48-A <i>322120110-0048</i>	White/Beige Non-Fibrous Homogeneous		100% Non-fibrous (Other)	None Detected
2110290135MB-48-B <i>322120110-0048A</i>	Gray Non-Fibrous Homogeneous		100% Non-fibrous (Other)	None Detected
2110290135MB-48-C <i>322120110-0048B</i>	Gray/Beige Non-Fibrous Homogeneous		100% Non-fibrous (Other)	None Detected
2110290135MB-49-A <i>322120110-0049</i>	White/Blue/Beige Non-Fibrous Homogeneous		100% Non-fibrous (Other)	None Detected
2110290135MB-49-B <i>322120110-0049A</i>	Gray Non-Fibrous Homogeneous		100% Non-fibrous (Other)	None Detected
2110290135MB-50-A <i>322120110-0050</i>	White/Blue/Beige Non-Fibrous Homogeneous		100% Non-fibrous (Other)	None Detected
2110290135MB-50-B <i>322120110-0050A</i>	Gray Non-Fibrous Homogeneous		100% Non-fibrous (Other)	None Detected

Analyst(s)

James Siepler (40)

John Talley (81)

Jerry Drapala Ph.D, Laboratory Manager  
or Other Approved Signatory

LA Testing maintains liability limited to cost of analysis. Interpretation and use of test results are the responsibility of the client. This report relates only to the samples reported above, and may not be reproduced, except in full, without written approval by LA Testing. LA Testing bears no responsibility for sample collection activities or analytical method limitations. The report reflects the samples as received. Results are generated from the field sampling data (sampling volumes and areas, locations, etc.) provided by the client on the Chain of Custody. Samples are within quality control criteria and met method specifications unless otherwise noted. The above analyses were performed in general compliance with Appendix E to Subpart E of 40 CFR (previously EPA 600/M4-82-020 "Interim Method") but augmented with procedures outlined in the 1993 ("final") version of the method. This report must not be used by the client to claim product certification, approval, or endorsement by NVLAP, NIST or any agency of the federal government. Non-friable organically bound materials present a problem matrix and therefore LA Testing recommends gravimetric reduction prior to analysis. Unless requested by the client, building materials manufactured with multiple layers (i.e. linoleum, wallboard, etc.) are reported as a single sample. Estimation of uncertainty is available on request.

Samples analyzed by LA Testing South Pasadena, CA NVLAP Lab Code 200232-0, CA ELAP 2283

Initial report from: 11/05/2021 14:08:56

#322120110



**EXECUTIVE ENVIRONMENTAL**  
HEALTH & SAFETY SIMPLIFIED

**Industrial Hygiene Laboratory Submittal**  
**Asbestos -- PLM**

**Originating Office**  
 310 E. Foothill Blvd., Suite 200  
 Arcadia, CA 91006  
 Phone: 626.441.7050  
 Fax: 626.441.0016

Routine (5 Days)   
  RUSH (surcharges may apply) Circle 6 24 48 hours hours hours days 3 to 5 days

Project #: 21-Z0172-0135   
 Sampled by: Rhys Kuzmic/Matt Barna   
 Site Zip Code: 91791   
 Sample Date: 10/29/21   
 Page 1 of 1

**The receiving Laboratory is required to complete the following:**

- All invoices are to be sent to: 310 E. Foothill Blvd., Suite 200, Arcadia, CA 91006 with a copy of the lab report.
- Analyze all samples by PLM by EPA 600/R-93/116.
- Stop analysis of homogeneous groups at first positive that is greater than or equal to 1.0% MB

**Building Name:** Covered walkway 1  
 4. All lab reports and invoices are to contain the Project Number from above.  
 5. Unsigned and reports marked draft are unacceptable.  
 6. Report to the attention of: Yesenia Galeana, Phone: (562) 889-1327

**Optional Items to be completed by the laboratory (if check marked):**
 Email Report to: [Info@execenv.com](mailto:Info@execenv.com)   
  Other: ygaleana@execenv.com;

US Mail Report to:  Originating office check marked above   
  Other:

Alternate billing address:

Sample No.:	Sample Location - Include Room information where appropriate	Material Description	Homogeneous Location	No.	Quantity	Percent Damaged
-1	Roof N	Roof Core	Covered walkway 1	1	1250 SF	0
-2	Roof W			1		1
-3	Roof S			1		1
-4	Roof NW Flashing	Roof Mastix	Covered walkway 1 at Drains and Flashings in some areas	2	135F	0
-5	Roof E Drain			1		1
-6	Roof S Flashing			1		1

**Notes:** 10/29/21 Matt Barna 3:22 PM   
 Received By, Date, & Time: KW(WI) 10-29-21 3:30PM

Released By, Date, & Time:

Form: AL-006PLM

#322120110



**Industrial Hygiene Laboratory Submittal Asbestos -- PLM**

**Originating Office**  
 310 E. Foothill Blvd., Suite 200  
 Arcadia, CA 91006  
 Phone: 626.441.7050  
 Fax: 626.441.0016

**Lab Submitted to:**  
 AmeriSci  
 EMLab (Glendale)  
 LA Testing

Routine (5 Days) Working hours  
 RUSH (surcharges may apply) Circle 6 24 48 hours 3 to 5 days

**Project #:** 21-Z0172-0135  
**Sampled by:** Rhys Kuzmic/Matt Barna  
**Site Zip Code:** 91791  
**Sample Date:** 10/29/21 **Page of** 10

**Building Name:** Covered Walkway 1

**The receiving Laboratory is required to complete the following:**

- All invoices are to be sent to: 310 E. Foothill Blvd., Suite 200, Arcadia, CA 91006 with a copy of the lab report.
- Analyze all samples by PLM by EPA 600/R-93/116.
- Stop analysis of homogeneous groups at first positive that is greater than or equal to 1-0% MB

**Optional Items to be completed by the laboratory (if check marked):**  Email Report to: [Info@execenv.com](mailto:Info@execenv.com)  Other: [ygaicana@execenv.com](mailto:ygaicana@execenv.com);  
 US Mail Report to:  Originating office check marked above  Other:  
 Alternate billing address:

Sample No.:	Sample Location - Include Room information where appropriate	Material Description	Homogeneous Location	No.	Quantity	Percent Damaged
7	Roof N	Conduit Pads	Covered Walkway 1	3	105F	0
8	I	I	I	I	I	I
9	I	I	I	I	I	I

**Notes:**

Released By, Date, & Time: 10/29/21 Matt Barna 3:22pm  
 Received By, Date, & Time: KW(WI) 10-29-21  
 Released By, Date, & Time: 3:30PM

#322120110



**Industrial Hygiene Laboratory Submittal Asbestos -- PLM**

**Originating Office**  
 310 E. Foothill Blvd., Suite 200  
 Arcadia, CA 91006  
 Phone: 626.441.7050  
 Fax: 626.441.0016

**Lab Submitted to:**  
 AmeriSci  
 EMLab (Glendale)  
 LA Testing

**Project #:** 21-Z0172-0135  
**Sampled by:** Rhys Kuzmic/Matt Barna  
**Site Zip Code:** 91791  
**Sample Date:** 10/29/21  
**Page** 3 **of** 10

**Building Name:** Coverl Walkway 2

The receiving Laboratory is required to complete the following:  
 1. All invoices are to be sent to: 310 E. Foothill Blvd., Suite 200, Arcadia, CA 91006 with a copy of the lab report.  
 2. Analyze all samples by PLM by EPA 600/R-93/116.  
 3. ~~Stop analysis of homogeneous groups at first positive that is greater than or equal to 1.0% MB~~

**Optional Items to be completed by the laboratory (if check marked):**  Email Report to: [info@execenv.com](mailto:info@execenv.com)  Other: [ygaleana@execenv.com](mailto:ygaleana@execenv.com);  
 US Mail Report to:  Originating office check marked above  Other:  
 Alternate billing address:

Sample No.:	Sample Location - Include Room information where appropriate	Material Description	Homogeneous Location	No.	Quantity	Percent Damaged
-10	Roof E	Rock Core	Coverl Walkway 2	4	700sf	0
-11	Middle			1		
-12	W			1		
-13	Roof NE Flashing	Rock Maske	Coverl Walkway 2 at Drains and Flashings in some areas	5	75sf	0
-14	Middle S Flashing			1		
-15	W DRAIN			1		

**Notes:**  
 10/29/21 Matt Barna 3:22 pm  
 Received By, Date, & Time: 10.29.21 3:30pm  
 Released By, Date, & Time: KW(wi) 10.29.21 3:30pm

#322120110



**EXECUTIVE ENVIRONMENTAL**  
HEALTH & SAFETY SIMPLIFIED

**Industrial Hygiene Laboratory Submittal**  
**Asbestos -- PLM**

**Lab Submitted to:**  
 AmeriSci  
 EMLab (Glendale)  
 LA Testing

Routine Working (5 Days)   
  RUSH (surcharges may apply) Circle One   
 6 hours    24 hours    48 hours    3 to 5 days

**Project #:** 21-Z0172-0135   
 **Sampled by:** Rhys Kuzmic/Matt Barna   
 **Site Zip Code:** 91791   
 **Sample Date:** 10/29/21   
 Page 4 of 10

**Building Name:** Covered Walkway 2

**The receiving Laboratory is required to complete the following:**

- All invoices are to be sent to: 310 E. Foothill Blvd., Suite 200, Arcadia, CA 91006 with a copy of the lab report.
- Analyze all samples by PLM by EPA 600/R-93/116.
- Stop analysis of homogeneous groups at first positive that is greater than or equal to 1.0% MB

**Optional Items to be completed by the laboratory (if check marked):**

US Mail Report to:  Originating office check marked above   
  Other:

Email Report to:  Info@execenv.com   
  Other: ygaleana@execenv.com;

Alternate billing address:

Sample No.:	Sample Location - Include Room information where appropriate	Material Description	Homogeneous Location	No.	Quantity	Percent Damaged
-16	Room F	Conduit Pairs	Covered Walkway 2	6	1256	0
-17	Room Middle			1		1
-18	Room W		Covered	1		1

**Notes:**

Released By, Date, & Time: 10/29/21 Matt Barna 3:22pm  
 Received By, Date, & Time: KW(m1) 10-29-21 3:30pm  
 Released By, Date, & Time:

Prefix: 2110290135 MB

#322120110



**Industrial Hygiene Laboratory Submittal Asbestos -- PLM**

**Originating Office**  
 310 E. Foothill Blvd., Suite 200  
 Arcadia, CA 91006  
 Phone: 626.441.7050  
 Fax: 626.441.0016

**Lab Submitted to:**  
 AmeriSci  
 EMLab (Glendale)  
 LA Testing

Routine Working (5 Days)  RUSH (surcharges may apply) Circle 6 hours 24 hours 48 hours 3 to 5 days

**Project #:** 21-Z0172-0135

**Sampled by:** Rhys Kuzmic/Matt Barna

**Site Zip Code:** 91791

**Sample Date:** 10/29/21 **Page of** 5 of 10

**Building Name:** Coverel walkway 3

**The receiving Laboratory is required to complete the following:**

- All invoices are to be sent to: 310 E. Foothill Blvd., Suite 200, Arcadia, CA 91006 with a copy of the lab report.
- Analyze all samples by PLM by EPA 600/R-93/116.
- Stop analysis of homogeneous groups at first positive that is greater than or equal to 4.0% **MB**

**Optional Items to be completed by the laboratory (if check marked):**  Email Report to: [Info@execenv.com](mailto:Info@execenv.com)  Other: [ygaleana@execenv.com](mailto:ygaleana@execenv.com);

US Mail Report to:  Originating office check marked above  Other:  Alternate billing address:

Sample No.:	Sample Location - Include Room information where appropriate	Material Description	Homogeneous Location	No.	Quantity	Percent Damaged
-19	Roof NW	Rock Core	Coverel walkway 3	7	550 SF	0
-20	SE	I	I	I	I	I
-21	SW	I	I	I	I	I
-22	Roof NW Flashing	Rock Master	Coverel walkway 3 Roof Drains and Flashings	8	6 SF	0
-23	SE Flashing	I	In same areas	I	I	I
-24	W Drain	I	I	I	I	I

Prefix: 2110290135MB

**Notes:** 10/29/21 Matt Barna 3:22pm

Received By, Date, & Time: **KW(wj)/10.29.21 3:30PM**

Released By, Date, & Time: \_\_\_\_\_

#322120110



**Industrial Hygiene Laboratory Submittal  
Asbestos -- PLM**

**Originating Office**  
 310 E. Foothill Blvd., Suite 200  
 Arcadia, CA 91006  
 Phone: 626.441.7050  
 Fax: 626.441.0016

**Lab Submitted to:**  
 AmeriSci  
 EMLab (Glendale)  
 LA Testing

**Sampled by:**  
 Rhys Kuzmic/Matt Barna

**Project #:**  
 21-Z0172-0135

**Sample Date:**  
 10/29/21 Page 6 of 10

**Building Name:** Covered walkways  
 4. All lab reports and invoices are to contain the Project Number from above.  
 5. Unsigned and reports marked draft are unacceptable.  
 6. Report to the attention of: Yesenia Galeana, Phone: (562) 889-1327

**Optional items to be completed by the laboratory (if check marked):**  
 Email Report to: [Info@execenv.com](mailto:Info@execenv.com)  Other: [ygalcana@execenv.com](mailto:ygalcana@execenv.com);  
 US Mail Report to:  Originating office check marked above  Other:  
 Alternate billing address:

Sample No.:	Sample Location - Include Room information where appropriate	Material Description	Homogeneous Location	No.	Quantity	Percent Damaged
-25	Room NW	Conduit Pabs	Covered walkways	8	10SF	0
-26	S			1		
-27	SW			1		

**Notes:**  
 Released By, Date, & Time: 10/29/21 3:22pm  
 Received By, Date, & Time: KW (WI) 10/29/21 3:30PM  
 Released By, Date, & Time:   
 Prefix: 2110290135 MS

#322120110



**Industrial Hygiene Laboratory Submittal  
Asbestos -- PLM**

**Originating Office**

310 E. Foothill Blvd., Suite 200  
Arcadia, CA 91006  
Phone: 626.441.7050  
Fax: 626.441.0016

**Lab Submitted to:**

AmeriSci  
 EMLab (Glendale)  
 LA Testing

Routine (5 Working Days)  
 RUSH (surcharges may apply)  
Circle One: 6 hours, 24 hours, 48 hours, 3 to 5 days

**Project #:** 21-Z0172-0135

**Sampled by:** Rhys Kuzmic/Matt Barna

**Site Zip Code:** 91791  
**Sample Date:** 10/29/21  
**Page of** 7/10

**The receiving Laboratory is required to complete the following:**

- All invoices are to be sent to: 310 E. Foothill Blvd., Suite 200, Arcadia, CA 91006 with a copy of the lab report.
- Analyze all samples by PLM by EPA 600/R-93/116.
- Step analysis of homogeneous groups at first positive that is greater than or equal to 1.0% - MB

**Building Name:** Covered walkway 4

**Optional Items to be completed by the laboratory (if check marked):**  Email Report to: [Info@execenv.com](mailto:Info@execenv.com)  Other: [ygalearna@execenv.com](mailto:ygalearna@execenv.com);  Alternate billing address:

US Mail Report to:  Originating office check marked above  Other:

Sample No.:	Sample Location - Include Room information where appropriate	Material Description	Homogeneous Location	No.	Quantity	Percent Damaged
-28	Roof N	Roof Core	Covered walkway 4	10	32005x	0
-29	Middle	I	I	I	I	I
-30	S	I	I	I	I	I
-31	Roof NE Flashing	Roof Mast	Covered walkway 4 Roof Drains and Flashings	11	325E	0
-32	Middle Drain	I	and under some conduit wood blocks	I	I	I
-33	S Conduit wood Block	I	I	I	I	I

Prefix: 2110290135 MB

**Notes:**

Received By, Date, & Time: 10/29/21 Arcadia 3:22pm

Released By, Date, & Time: KW (WJ) 10/29/21 3:30PM

Released By, Date, & Time:



#322120110



**EXECUTIVE ENVIRONMENTAL**  
HEALTH & SAFETY SIMPLIFIED

**Industrial Hygiene Laboratory Submittal**  
Asbestos -- PLM

**Lab Submitted to:**  
 AmeriSci  
 EMLab (Glendale)  
 LA Testing

Routine (5 Working Days)   
  RUSH (surcharges may apply) Circle 6 hours 24 hours 48 hours 3 to 5 days  
 Project #: 21-Z0172-0135   
 Sampled by: Rhys Kuzmic/Matt Barna   
 Site Zip Code: 91791   
 Sample Date: 10/27/21   
 Page of 8

**The receiving Laboratory is required to complete the following:**

- All invoices are to be sent to: 310 E. Foothill Blvd., Suite 200, Arcadia, CA 91006 with a copy of the lab report.
- Analyze all samples by PLM by EPA 600/R-93/116.
- Step analysis of homogeneous groups at first positive that is greater than or equal to 1.0% *MS*

**Optional Items to be completed by the laboratory (if check marked):**  Email Report to: [info@execenv.com](mailto:info@execenv.com)  Other: [ygalearna@execenv.com](mailto:ygalearna@execenv.com);  
 US Mail Report to:  Originating office check marked above  Other:  
 Alternate billing address:

Sample No.:	Sample Location - Include Room information where appropriate	Material Description	Homogeneous Location	No.	Quantity	Percent Damaged
34	Roof N	conduit pails	Covered walkway 4	12	405F	0
35	Middle			1		1
36	S			1		1

Prefix: 210290135MB

**Notes:**

Released By, Date, & Time: 10/29/21 3:22pm	Received By, Date, & Time: KW(MI) 10/29/21 3:30pm
--	---

#322120110



**EXECUTIVE ENVIRONMENTAL**  
HEALTH & SAFETY SIMPLIFIED

**Industrial Hygiene Laboratory Submittal**  
**Asbestos -- PLM**

**Originating Office**  
 310 E. Foothill Blvd., Suite 200  
 Arcadia, CA 91006  
 Phone: 626.441.7050  
 Fax: 626.441.0016

**Lab Submitted to:**  
 AmeriSci  
 EMLab (Glendale)  
 LA Testing

Routine Working Days)   
  RUSH (surcharges may apply) Circle 6 hours 24 hours 48 hours 3 to 5 days  
 Project #: 21-Z0172-0135   
 Sampled by: Rhys Kuzmic/Matt Barna   
 Site Zip Code: 91791   
 Sample Date: 10/29/21   
 Page of 9/10

**The receiving Laboratory is required to complete the following:**

- All invoices are to be sent to: 310 E. Foothill Blvd., Suite 200, Arcadia, CA 91006 with a copy of the lab report.
- Analyze all samples by PLM by EPA 600/R-93/116.
- Stop analysis of homogeneous groups at first positive that is greater than or equal to 1.0% *MB*

**Optional Items to be completed by the laboratory (if check marked):**  Email Report to: [Info@execenv.com](mailto:Info@execenv.com)  Other: [ygaleana@execenv.com](mailto:ygaleana@execenv.com);  
 US Mail Report to:  Originating office check marked above  Other:  Alternate billing address:

Sample No.:	Sample Location - Include Room information where appropriate	Material Description	Homogeneous Location	No.	Quantity	Percent Damaged
-37	Roof NE	Roof Core	Coreel walkway 5	13	1405f	0
-38	SE	I	I	I	I	I
-39	SW	I	I	I	I	I
-40	Roof NW flashing	Roof Mastiz	Coreel walkway 5	14	45f	0
-41	S Drain	I	I	I	I	I
-42	SW flashing	I	I	I	I	I

Prefix: 2110290135 MB

**Notes:**

Released By, Date, & Time: 10/29/21 Matt Barna 3:22pm  
 Received By, Date, & Time: KW (w1) 10/29/21 3:30PM  
 Released By, Date, & Time:

#322120110



**Industrial Hygiene Laboratory Submittal**  
Asbestos -- PLM

**Originating Office**  
 310 E. Foothill Blvd., Suite 200  
 Arcadia, CA 91006  
 Phone: 626.441.7050  
 Fax: 626.441.0016

**Lab Submitted to:**  
 AmeriSci  
 EMLab (Glendale)  
 LA Testing

Routine Working (6 Days)   
  RUSH (surcharges may apply) Circle 6 hours 24 hours 48 hours 3 to 5 days  
 Project #: 21-Z0172-0135   
 Sampled by: Rhys Kuzmic/Matt Barna   
 Site Zip Code: 91791   
 Sample Date: 10/29/21   
 Page 10 of 10

**Building Name:** Covered walkways

The receiving Laboratory is required to complete the following:  
 1. All invoices are to be sent to: 310 E. Foothill Blvd., Suite 200, Arcadia, CA 91006 with a copy of the lab report.  
 2. Analyze all samples by PLM by EPA 600/R-93/116.  
 3. ~~Stop analysis of homogeneous groups at first positive that is greater than or equal to 1.0% - MB~~

**Optional Items to be completed by the laboratory (if check marked):**  Email Report to:  Info@execenv.com   
 Other: ygaleana@execenv.com;  
 US Mail Report to:  Originating office check marked above   
 Other:  
 Alternate billing address:

Sample No.:	Sample Location - Include Room information where appropriate	Material Description	Homogeneous Location	No.	Quantity	Percent Damaged
43	Roof NW	Conduit Pals	Covered walkways	15	85F	0
44	NE			1	1	1
45	SE			1	1	1

Prefix: 2110290135 MB

**Notes:**  
 10/29/21 [Signature] 3:22pm  
 Released By, Date, & Time: [Signature] 10/29/21 3:30am  
 Received By, Date, & Time: [Signature] 10/29/21 3:30am

#322120110



**Industrial Hygiene Laboratory Submittal**  
Asbestos -- PLM

**Originating Office**  
 310 E. Foothill Blvd., Suite 200  
 Arcadia, CA 91006  
 Phone: 626.441.7050  
 Fax: 626.441.0016

**Lab Submitted to:**  
 AmeriSci  
 EMLab (Glendale)  
 LA Testing

**Project #:** 21-Z0172-0135      **Sampled by:** Rhys Kuzmic/Matt Barna

**Project #:** 21-Z0172-0135      **Site Zip Code:** 91791

**Sample Date:** 10/29/21      **Page 11 of 11**

**Building Name:** Building B

**The receiving Laboratory is required to complete the following:**

- All invoices are to be sent to: 310 E. Foothill Blvd., Suite 200, Arcadia, CA 91006 with a copy of the lab report.
- Analyze all samples by PLM by EPA 600/R-93/116.
- Stop analysis of homogeneous groups at first positive that is greater than or equal to 1.0% MIB

**Optional Items to be completed by the laboratory (if check marked):**  Email Report to: [Info@execenv.com](mailto:Info@execenv.com)  Other: [ygaleana@execenv.com](mailto:ygaleana@execenv.com);

US Mail Report to:  Originating office check marked above  Other:  Alternate billing address:

Sample No.:	Sample Location - Include Room information where appropriate	Material Description	Homogeneous Location	No.	Quantity	Percent Damaged
-46	Exterior, NW wall	Exterior stucco	To exterior walls	16	4,500sf	0
-47	Exterior, north wall					
-48	Exterior, NE wall					
-49	Exterior, east wall					
-50	Exterior, West wall - south					

Prefix: 2110290135MB

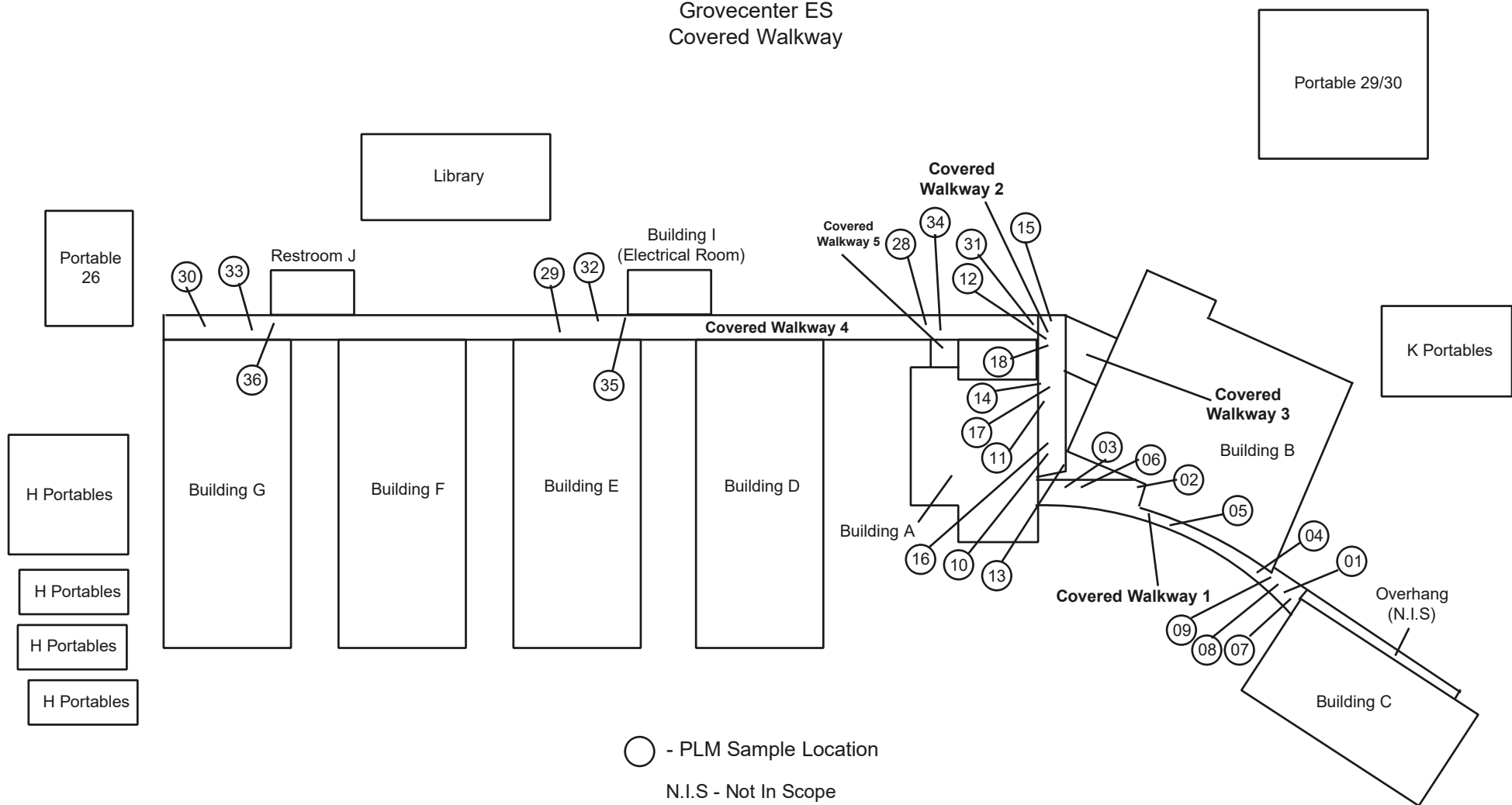
**Notes:**

Received By, Date, & Time: 10/29/21 3:22pm

Released By, Date, & Time: KWLW 10/29/21 3:30pm

**APPENDIX B – SITE DRAWING**

Grovecenter ES  
Covered Walkway



**Client:** Covina-Valley USD

**Project #:** 21-Z0172-0135

**Info:** PLM Sample Location

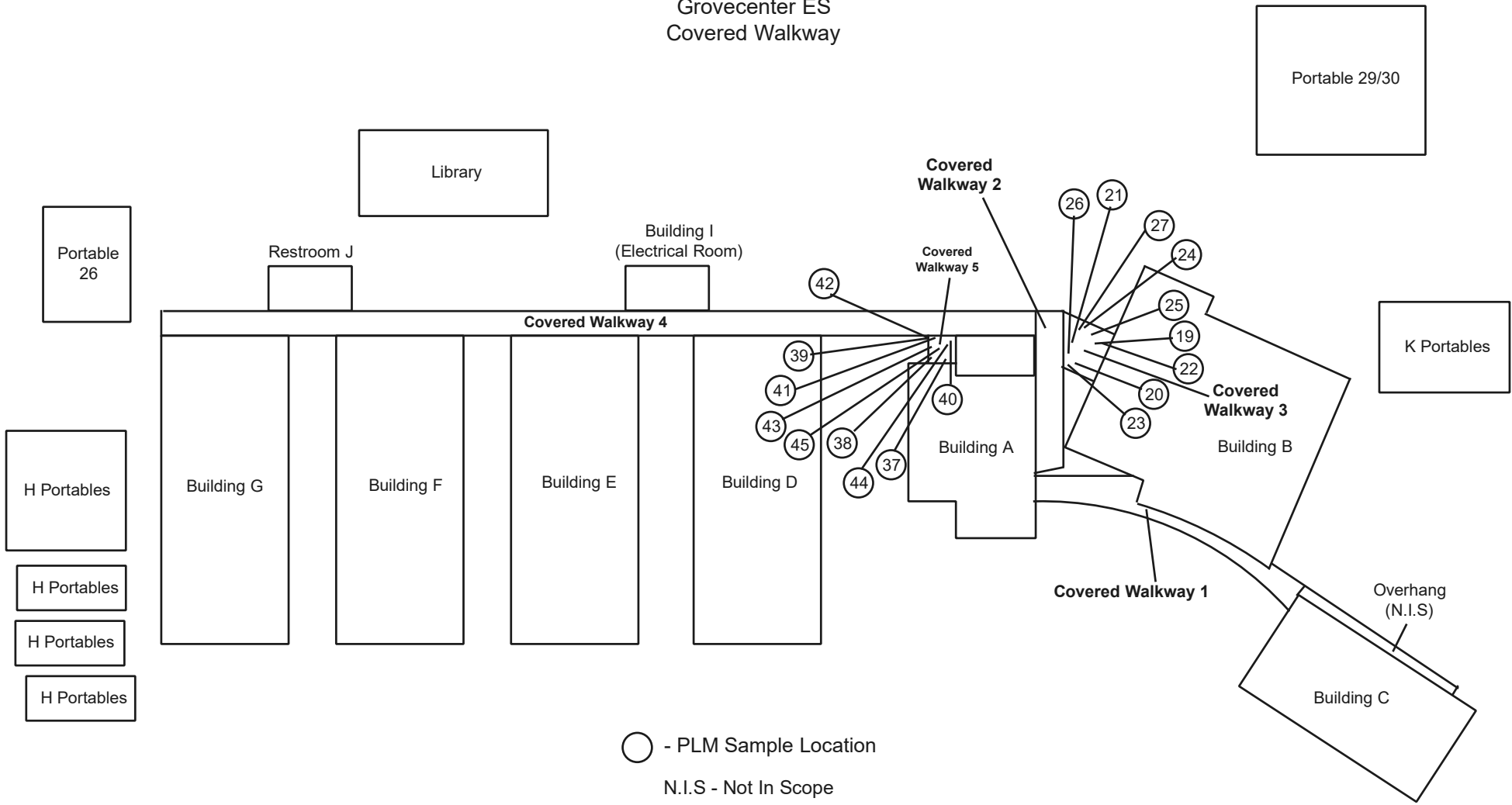


**EXECUTIVE ENVIRONMENTAL**  
HEALTH & SAFETY SIMPLIFIED

**Site:** Grovecenter ES  
775 N. Lark Ellen Ave  
West Covina, CA 91791

Drawing Not to Scale - © 2012

Grovecenter ES  
Covered Walkway



○ - PLM Sample Location  
 N.I.S - Not In Scope



**Client:** Covina-Valley USD

**Project #:** 21-Z0172-0135

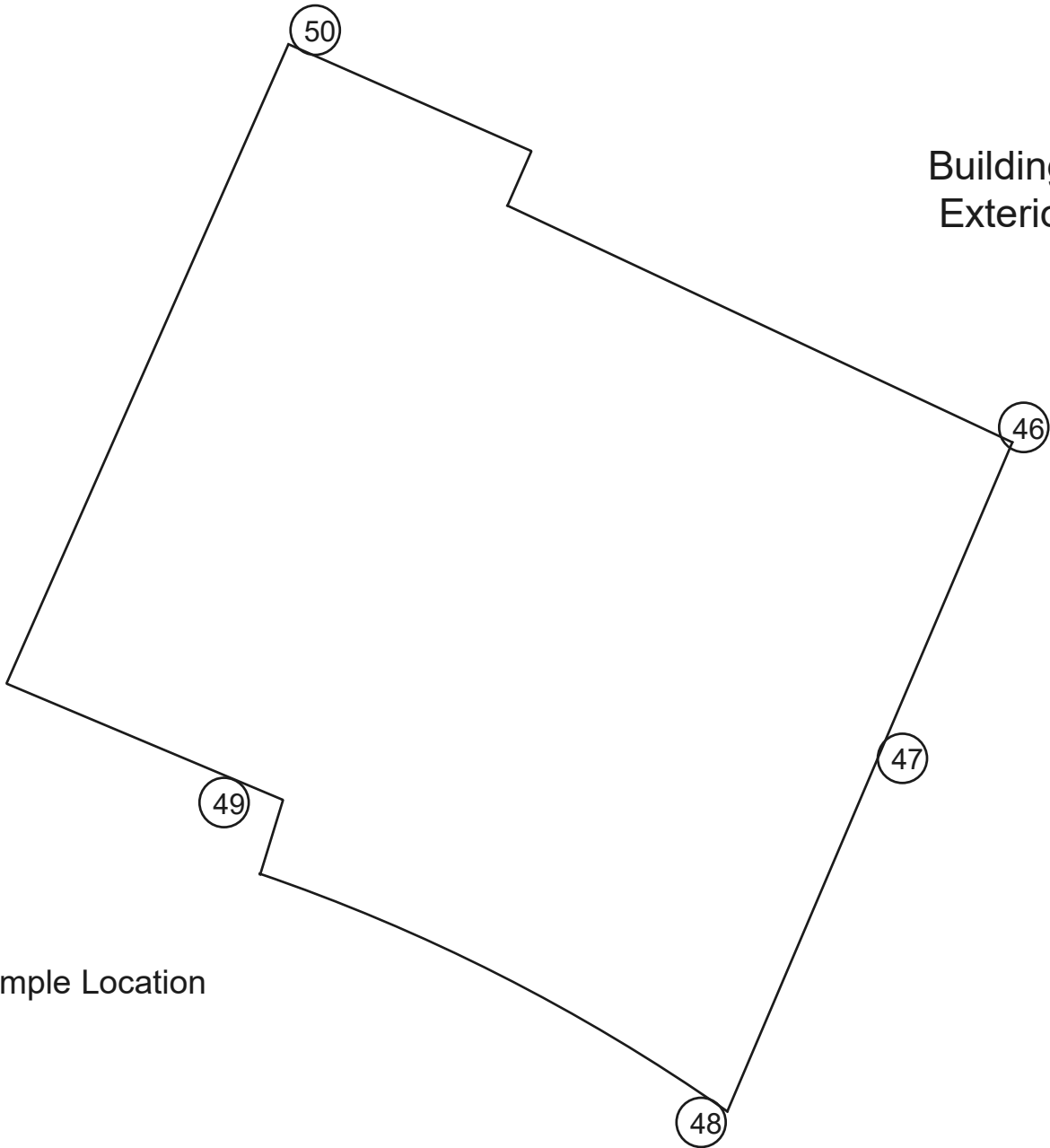
**Info:** PLM Sample Location



**EXECUTIVE ENVIRONMENTAL**  
 HEALTH & SAFETY SIMPLIFIED

**Site:** Grovecenter ES  
 775 N. Lark Ellen Ave  
**Address:** West Covina, CA 91791

Drawing Not to Scale - © 2012



○ - PLM Sample Location



**Client:** Covina-Valley USD

**Project #:** 21-Z0172-0135

**Info:** PLM Sample Location



**EXECUTIVE ENVIRONMENTAL**  
HEALTH & SAFETY SIMPLIFIED

**Site:** Grovecenter ES  
775 N. Lark Ellen Ave  
West Covina, CA 91791

Drawing Not to Scale - © 2012



## **APPENDIX C – STAFF CERTIFICATION**

State of California  
Division of Occupational Safety and Health  
**Certified Site Surveillance Technician**



**Matthew C. Barna**  
Name

Certification No. **19-6738**

Expires on **01/15/23**

This certification was issued by the Division of Occupational Safety and Health as authorized by Sections 7180 et seq. of the Business and Professions Code.

**APPENDIX D**

**GROVECENTER ELEMENTARY SCHOOL  
LIMITED LEAD-BASED PAINT INSPECTION REPORT  
DATED DECEMBER 9, 2021**



Industrial Hygiene • Air Quality • Lead & Asbestos • Training • Health & Safety

## LIMITED LEAD-BASED PAINT INSPECTION REPORT

Conducted at:

GROVECENTER ELEMENTARY SCHOOL  
COVERED WALKWAYS ROOFING PROJECT  
775 NORTH LARK ELLEN AVENUE  
WEST COVINA, CALIFORNIA 91791

Prepared for:


MR. BRIAN JOHNSON  
ASSISTANT DIRECTOR OF MAINTENANCE & OPERATION, FACILITIES &  
TRANSPORTATIONS  
COVINA-VALLEY UNIFIED SCHOOL DISTRICT  
519 EAST BADILLO STREET  
COVINA, CALIFORNIA 91723

Prepared by:


EXECUTIVE ENVIRONMENTAL  
310 EAST FOOTHILL BOULEVARD, SUITE 200  
ARCADIA, CALIFORNIA 91006

Project Number EE 21-Z0172-0135  
December 9, 2021

Report assembled by:

  
Yesenia G. Galeana  
Technical Report Writer  
Executive Environmental

Report generated/reviewed by:

  
Tim Galeana, CLP # 3732  
Senior Project Manager  
Executive Environmental

# Table of Contents

- I. EXECUTIVE SUMMARY
- II. SAMPLING PROTOCOL
- III. SAMPLING METHODOLOGY
- IV. SAMPLE ANALYSIS
- V. CONCLUSIONS/RECOMMENDATIONS
- VI. DISCLAIMER/REPORT LIMITATIONS

## APPENDICES

APPENDIX A – XRF SUMMARY RESULTS

APPENDIX B – SITE DRAWING

APPENDIX C – LEAD HAZARD EVALUATION REPORT

APPENDIX D – XRF PERFORMANCE CHARACTERISTICS SHEET

## **LIMITED LEAD-BASED PAINT INSPECTION**

**Project Number:** EE 21-Z0172-0135

**Client:** Covina-Valley Unified School District  
519 East Badillo Street  
Covina, California 91723

**Site Location:** Grovecenter Elementary School  
Covered Walkways Roofing Project  
775 North Lark Ellen Avenue  
West Covina, California 91791

**Site Use:** School Property

**Contact Person:** Mr. Brian Johnson  
Assistant Director of Maintenance & Operations, Facilities  
and Transportation  
Phone: (626) 974-7000, ext. 800145

**Inspection Date:** October 29, 2021  
December 2, 2021

**Inspected By:** Mr. Rhys Kuzmic  
Certified Lead Professional, CDPH # 004395

**Report Assembled By:** Ms. Yesenia G. Galeana  
Technical Report Writer

**Report Generated/Reviewed By:** Mr. Tim Galeana  
Certified Lead Professional, CDPH # 0395

---

### **I. EXECUTIVE SUMMARY**

Executive Environmental (EE) provided the services of a Certified Lead Professional (CLP) to conduct a limited lead-based paint inspection at Grovecenter Elementary School located at 775 North Ellen Avenue, West Covina, California. The inspection was conducted as a precursor to the upcoming covered walkways roofing project. EE provided a California Department of Public Health Certified Lead Inspector to conduct the inspection. Regulated lead-based paint was detected during this inspection. EE's CLP conducted these services on October 29, 2021. *This is considered to be a limited inspection. The inspection was limited to exterior surfaces and/or components anticipated to be impacted by the covered walkways roofing project, as directed by the District Representative.*

### **II. SAMPLING PROTOCOL**

According to the United States Department of Housing and Urban Development's (HUD) guideline document, Guidelines for the Evaluation and Control of Lead-Based Paint

Hazards in Housing, and Section 1017 of Title X, Residential Lead-Based Paint Hazard Reduction Act of 1992, Public Law 102-550, paint found to have a lead concentration of at least 1.0 mg/cm<sup>2</sup> (milligrams per centimeter squared) by X-Ray Fluorescence (XRF) readings, or 0.5 percent (5000 parts per million) by weight, is regulated as lead-based paint.

Los Angeles County Childhood Lead Poisoning Prevention Program (CLPPP), established in 1991, further regulates that paint found to have a lead concentration greater than 0.7 milligrams per centimeter squared (mg/cm<sup>2</sup>) by XRF readings, or 0.06 weight-to-weight percent by Atomic Absorption Spectrometry (AAS) analysis, is considered to be lead-based paint. The Los Angeles County 0.7 mg/cm<sup>2</sup> action level was used for determining the lead content in this inspection because it is more stringent than the HUD Guidelines.

Any material containing any detectable level of lead is subject to the Occupational Safety and Health Administration's (OSHA) Lead Exposure in Construction Rule 29 Code of Federal Regulation (CFR) 1926.62 and California Code of Regulations Title 8, Section 1532.1 Lead (8CCR1532.1) and Title 8, Section 5198, Lead (8CCR5198). All work that disturbs this type of material must be performed in accordance with this and any other applicable standards.

All facilities built prior to 1979 for residential buildings and prior to 1993 for schools are suspect for lead-containing materials. Federal and state regulations recognize only the following methods of identification: analysis by an XRF instrument, paint bulk sample collection and analysis, or a combination of both. This inspection was conducted via XRF instrumentation. The parameters used to interpret the XRF results are outlined in the HUD guidelines and the XRF Performance Characteristics Sheets (PCS).

### **III. SAMPLING METHODOLOGY**

A visual inspection of the Covered Walkways was conducted by EE's CLP to identify major site features and surfaces and/or components suspected of being coated with lead-based paint that may be impacted by the covered walkways roofing project. In addition, the walls of Building B were tested as they may be impacted by the covered walkways roofing project. After identifying the materials suspected of being coated with a lead-based paint, EE grouped the components, substrates, and room equivalents into testing combinations. A testing combination is defined as the room equivalent, component, and substrate. A room equivalent is an identifiable part of a building (e.g., classrooms, restrooms, mechanical rooms, exterior). Color does not accurately indicate painting history and is not included when assigning testing combinations. If there was any reason to suspect that materials may have been installed or painted at different times, even though they appear uniform, they were assigned to separate testing combinations.

Following the visual inspection, screening for the presence of lead-based paint or ceramic glaze was performed on-site using a portable XRF instrument. The XRF has the ability to measure lead content in paint and ceramic glaze within the range of 0 to 50 milligrams per centimeter squared (mg/cm<sup>2</sup>). The on-site inspection capability of the XRF instrument typically reduces the number of paint-chip samples that may need to be collected and sent for laboratory analysis. The portable XRF instrument used in this inspection was manufactured by Heuresis.

The following specifications apply to the Viken Detection XRF (formerly Heuresis):

- Ability to report Positive and Negative determination at 1.0mg lead/cm<sup>2</sup> with 2-sigma confidence with measurement time of 1-3 nominal seconds on mast lead paint samples.
- Detects lead at 0.1 mg/cm<sup>2</sup> with 2-sigma confidence with a measurement time of 1 second on most samples.
- Equipped with a <sup>57</sup>Co sealed source, 5mCi (185 MBq), radioactive source. Substrate effects are automatically corrected through a complex algorithm and calibration.

## VI. SAMPLE ANALYSIS

According to local, state and federal standards, the following surfaces and/or components that were analyzed with the Viken Detection XRF (formerly Heuresis) XRF instrument during this inspection are considered to be coated with a regulated lead-based paint.

<b>SAMPLE ANALYSIS DATA</b> Grovecenter Elementary School 775 North Lark Ellen Avenue West Covina, California 91791				
Location	Component	Substrate	Estimated Quantity	XRF Result Mg/cm <sup>2</sup>
Covered Walkways				
Covered Walkway no. 4 – ceiling by Building I Electrical Room	Conduit	Metal	4 Lines (40 LF Total)	0.7
No regulated lead-based paint was identified on exterior surfaces and/or components anticipated to be impacted by the Roofing Project of Covered Walkways No. 1 through 3 and 5.				
Building B				
No regulated lead-based paint was identified on exterior walls that may be impacted by the covered walkways roofing project.				

*Note: This table must be used in conjunction with the entire report.*

## V. CONCLUSIONS/RECOMMENDATIONS

EE conducted a limited lead-based paint inspection of Grovecenter Elementary School located at 775 North Ellen Avenue, West Covina, California. The following conclusions and/or recommendations apply:

### **Limited Lead-Based Paint Inspection**

- Exterior surfaces/components of the Covered Walkways and Building B anticipated to be impacted by the covered walkways roofing project were tested via the Viken Detection XRF (formerly Heuresis XRF) for the presence of lead.



- The items listed in the previous tables were identified as being coated with a regulated lead-based paint.
- The painted surfaces/components tested were observed to be in intact condition during this inspection.
- A fully representative number of XRF readings were taken at the project site. The results of these assays are presented in the XRF Summary Results spreadsheets.

It is recommended that all renovation, remodeling, construction, or demolition actions that might potentially disturb surfaces covered with lead-based paint and/or ceramic glaze be performed by properly trained and qualified personnel.

## **VI. DISCLAIMER/REPORT LIMITATIONS**

All reports and recommendations are based on conditions and practices observed and information made available to Executive Environmental (EE) by the client and the designated sites/facilities on the days sampling was conducted. This report does not purport to set forth all hazards, nor to indicate that other hazards do not exist. No responsibility is assumed by EE for the control or correction of conditions or practices existing at the facilities, or at any other premises surveyed by EE, for and on the behalf of the client. Services provided by EE shall be governed by the standard of practice for professional services measured at the time those services are rendered.

All information contained in this report is proprietary and limited to the scope of services, parameters of the analytical methods used and the conditions present at the time of this inspection. Any references to quantities are considered estimates and are not to be construed as actual.

## **APPENDIX A – XRF SUMMARY RESULTS**

Covina-Valley Unified School District  
Grovecenter Elementary School

Reading #	Date	Building	Room	Component	Substrate	Side	Condition	Concentration	Result
1	10/29/21			Calibrate				0.9	Positive
2	10/29/21			Calibrate				1	Positive
3	10/29/21			Calibrate				0.9	Positive
4	10/29/21	Campus	Covered Walkway 1	Ceiling	Metal	Upper	Intact	-0.1	Negative
5	10/29/21	Campus	Covered Walkway 1	Ceiling	Metal	Upper	Intact	0.1	Negative
6	10/29/21	Campus	Covered Walkway 1	Ceiling	Metal	Upper	Intact	0.1	Negative
7	10/29/21			Calibrate				0.9	Positive
8	10/29/21			Calibrate				1	Positive
9	10/29/21			Calibrate				1	Positive
10	10/29/21			Calibrate				1	Positive
11	10/29/21	Campus	Covered Walkway 1	Drip edge	Metal	A	Intact	-0.3	Negative
12	10/29/21	Campus	Covered Walkway 1	Fascia	Metal	A	Intact	0.1	Negative
13	10/29/21	Campus	Covered Walkway 1	Fascia	Metal	A	Intact	0.1	Negative
14	10/29/21	Campus	Covered Walkway 1	Gutter	Metal	B	Intact	0	Negative
15	10/29/21	Campus	Covered Walkway 1	Fascia	Metal	C	Intact	0	Negative
16	10/29/21	Campus	Covered Walkway 1	Drip edge	Metal	C	Intact	0.1	Negative
17	10/29/21			Calibrate				0.9	Positive
18	10/29/21			Calibrate				1	Positive
19	10/29/21			Calibrate				0.9	Positive
20	10/29/21			Calibrate				0.9	Positive
21	10/29/21			Calibrate				1	Positive
22	10/29/21	Campus	Covered Walkway 1	Drip edge	Metal	C	Intact	0.1	Negative
23	10/29/21	Campus	Covered Walkway 1	Fascia	Metal	C	Intact	0.2	Negative
24	10/29/21	Campus	Covered Walkway 1	Fascia	Metal	A	Intact	0.1	Negative
25	10/29/21	Campus	Covered Walkway 1	Drip edge	Metal	A	Intact	0.2	Negative
26	10/29/21	Campus	Covered Walkway 1	Ceiling	Metal	Upper	Intact	0	Negative
27	10/29/21	Campus	Covered Walkway 2	Ceiling	Metal	Upper	Intact	-0.1	Negative
28	10/29/21	Campus	Covered Walkway 2	Ceiling	Metal	Upper	Intact	0.1	Negative
29	10/29/21	Campus	Covered Walkway 2	Ceiling	Metal	Upper	Intact	-0.2	Negative
30	10/29/21	Campus	Covered Walkway 2	Conduit	Metal	Upper	Intact	0.2	Negative
31	10/29/21	Campus	Covered Walkway 2	Conduit	Metal	Upper	Intact	0.3	Negative
32	10/29/21	Campus	Covered Walkway 2	Gutter	Metal	B	Intact	0	Negative
33	10/29/21	Campus	Covered Walkway 2	Gutter	Metal	B	Intact	0	Negative

Covina-Valley Unified School District  
Grovecenter Elementary School

Reading #	Date	Building	Room	Component	Substrate	Side	Condition	Concentration	Result
34	10/29/21	Campus	Covered Walkway 2	Fascia	Metal	D	Intact	0.1	Negative
35	10/29/21	Campus	Covered Walkway 2	Drip edge	Metal	D	Intact	0	Negative
36	10/29/21	Campus	Covered Walkway 2	Drip edge	Metal	D	Intact	-0.2	Negative
37	10/29/21	Campus	Covered Walkway 2	Fascia	Metal	D	Intact	0.1	Negative
38	10/29/21	Campus	Covered Walkway 2	Fascia	Metal	C	Intact	0.2	Negative
39	10/29/21	Campus	Covered Walkway 2	Drip edge	Metal	C	Intact	-0.3	Negative
40	10/29/21	Campus	Covered Walkway 3	Drip edge	Metal	C	Intact	-0.1	Negative
41	10/29/21	Campus	Covered Walkway 3	Fascia	Metal	C	Intact	0.1	Negative
42	10/29/21	Campus	Covered Walkway 3	Fascia	Metal	A	Intact	0.4	Negative
43	10/29/21	Campus	Covered Walkway 3	Drip edge	Metal	A	Intact	-0.2	Negative
44	10/29/21	Campus	Covered Walkway 3	Drip edge	Metal	B	Intact	0.1	Negative
45	10/29/21	Campus	Covered Walkway 3	Gutter	Metal	D	Intact	0	Negative
46	10/29/21	Campus	Covered Walkway 3	Gutter	Metal	D	Intact	-0.3	Negative
47	10/29/21	Campus	Covered Walkway 3	Fascia	Metal	D	Intact	-0.2	Negative
48	10/29/21	Campus	Covered Walkway 3	Ceiling	Metal	Upper	Intact	0.2	Negative
49	10/29/21	Campus	Covered Walkway 3	Ceiling	Metal	Upper	Intact	0.1	Negative
50	10/29/21	Campus	Covered Walkway 3	Ceiling	Metal	Upper	Intact	-0.2	Negative
51	10/29/21	Campus	Covered Walkway 3	Conduit	Metal	Upper	Intact	0.2	Negative
52	10/29/21	Campus	Covered Walkway 3	Conduit	Metal	Upper	Intact	0.1	Negative
53	10/29/21	Campus	Covered Walkway 3	Conduit	Metal	Upper	Intact	0.1	Negative
54	10/29/21	Campus	Covered Walkway 4	Ceiling	Metal	Upper	Intact	0.1	Negative
55	10/29/21	Campus	Covered Walkway 4	Ceiling	Metal	Upper	Intact	0	Negative
56	10/29/21	Campus	Covered Walkway 4	Conduit	Metal	Upper	Intact	0.1	Negative
57	10/29/21	Campus	Covered Walkway 4	Ceiling	Metal	Upper	Intact	-0.3	Negative
58	10/29/21	Campus	Covered Walkway 4	Ceiling	Metal	Upper	Intact	0.1	Negative
59	10/29/21	Campus	Covered Walkway 4	Conduit	Metal	Upper	Intact	0.4	Negative
<b>60</b>	<b>10/29/21</b>	<b>Campus</b>	<b>Covered Walkway 4</b>	<b>Conduit</b>	<b>Metal</b>	<b>Upper</b>	<b>Intact</b>	<b>0.7</b>	<b>Positive</b>
61	10/29/21	Campus	Covered Walkway 4	Ceiling	Metal	Upper	Intact	-0.1	Negative
62	10/29/21	Campus	Covered Walkway 4	Ceiling	Metal	Upper	Intact	-0.1	Negative
63	10/29/21	Campus	Covered Walkway 4	Ceiling	Metal	Upper	Intact	-0.2	Negative
64	10/29/21	Campus	Covered Walkway 4	Conduit	Metal	Upper	Intact	0.6	Negative
65	10/29/21	Campus	Covered Walkway 4	Conduit	Metal	Upper	Intact	0.4	Negative
66	10/29/21	Campus	Covered Walkway 4	Conduit	Metal	A	Intact	0.5	Negative

Covina-Valley Unified School District  
Grovecenter Elementary School

Reading #	Date	Building	Room	Component	Substrate	Side	Condition	Concentration	Result
67	10/29/21	Campus	Covered Walkway 4	Conduit	Metal	A	Intact	0.5	Negative
68	10/29/21	Campus	Covered Walkway 4	Drip edge	Metal	A	Intact	-0.1	Negative
69	10/29/21	Campus	Covered Walkway 4	Fascia	Metal	A	Intact	-0.1	Negative
70	10/29/21	Campus	Covered Walkway 4	Drip edge	Metal	B	Intact	-0.1	Negative
71	10/29/21	Campus	Covered Walkway 4	Fascia	Metal	B	Intact	0.1	Negative
72	10/29/21	Campus	Covered Walkway 4	Fascia	Metal	A	Intact	0	Negative
73	10/29/21	Campus	Covered Walkway 4	Drip edge	Metal	A	Intact	-0.1	Negative
74	10/29/21	Campus	Covered Walkway 4	Gutter	Metal	C	Intact	0	Negative
75	10/29/21	Campus	Covered Walkway 4	Gutter	Metal	C	Intact	0	Negative
76	10/29/21	Campus	Covered Walkway 4	Drip edge	Metal	C	Intact	0.1	Negative
77	10/29/21	Campus	Covered Walkway 4	Drip edge	Metal	C	Intact	-0.2	Negative
78	10/29/21	Campus	Covered Walkway 4	Fascia	Metal	C	Intact	0.1	Negative
79	10/29/21	Campus	Covered Walkway 4	Fascia	Metal	C	Intact	0	Negative
80	10/29/21	Campus	Covered Walkway 4	Drip edge	Metal	C	Intact	-0.3	Negative
81	10/29/21	Campus	Covered Walkway 4	Gutter	Metal	C	Intact	-0.1	Negative
82	10/29/21	Campus	Covered Walkway 4	Gutter	Metal	C	Intact	-0.2	Negative
83	10/29/21	Campus	Covered Walkway 4	Fascia	Metal	C	Intact	0.1	Negative
84	10/29/21	Campus	Covered Walkway 4	Drip edge	Metal	C	Intact	0.2	Negative
85	10/29/21	Campus	Covered Walkway 4	Drip edge	Metal	C	Intact	0.3	Negative
86	10/29/21	Campus	Covered Walkway 4	Fascia	Metal	A	Intact	0.2	Negative
87	10/29/21	Campus	Covered Walkway 4	Fascia	Metal	A	Intact	0.2	Negative
88	10/29/21	Campus	Covered Walkway 4	Drip edge	Metal	A	Intact	0.2	Negative
89	10/29/21	Campus	Covered Walkway 4	Drip edge	Metal	C	Intact	-0.2	Negative
90	10/29/21	Campus	Covered Walkway 4	Fascia	Metal	C	Intact	0	Negative
91	10/29/21	Campus	Covered Walkway 4	Conduit	Metal	Upper	Intact	0.2	Negative
92	10/29/21	Campus	Covered Walkway 4	Conduit	Metal	Upper	Intact	0.2	Negative
93	10/29/21	Campus	Covered Walkway 4	Drip edge	Metal	A	Intact	0.1	Negative
94	10/29/21	Campus	Covered Walkway 4	Fascia	Metal	A	Intact	0.1	Negative
95	10/29/21	Campus	Covered Walkway 4	Fascia	Metal	A	Intact	0	Negative
96	10/29/21	Campus	Covered Walkway 4	Drip edge	Metal	A	Intact	0	Negative
97	10/29/21	Campus	Covered Walkway 5	Ceiling	Metal	Upper	Intact	0	Negative
98	10/29/21	Campus	Covered Walkway 5	Ceiling	Metal	Upper	Intact	-0.3	Negative
99	10/29/21	Campus	Covered Walkway 5	Ceiling	Metal	Upper	Intact	0	Negative

Covina-Valley Unified School District  
Grovecenter Elementary School

Reading #	Date	Building	Room	Component	Substrate	Side	Condition	Concentration	Result
100	10/29/21	Campus	Covered Walkway 5	Fascia	Metal	A	Intact	0.2	Negative
101	10/29/21	Campus	Covered Walkway 5	Drip edge	Metal	A	Intact	-0.1	Negative
102	10/29/21	Campus	Covered Walkway 5	Drip edge	Metal	B	Intact	-0.2	Negative
103	10/29/21	Campus	Covered Walkway 5	Fascia	Metal	B	Intact	0	Negative
104	10/29/21	Campus	Covered Walkway 5	Fascia	Metal	D	Intact	0.1	Negative
105	10/29/21	Campus	Covered Walkway 5	Drip edge	Metal	D	Intact	0.2	Negative
106	10/29/21	Campus	Covered Walkway 5	Conduit	Metal	Upper	Intact	0	Negative
107	10/29/21	Campus	Covered Walkway 5	Conduit	Metal	Upper	Intact	-0.1	Negative
108	10/29/21	Campus	Covered Walkway 1	Flashing	Metal	Roof	Intact	0.2	Negative
109	10/29/21	Campus	Covered Walkway 1	Flashing	Metal	Roof	Intact	-0.1	Negative
110	10/29/21	Campus	Covered Walkway 1	Flashing	Metal	Roof	Intact	-0.6	Negative
111	10/29/21	Campus	Covered Walkway 1	Flashing	Metal	Roof	Intact	-0.1	Negative
112	10/29/21	Campus	Covered Walkway 1	Flashing	Metal	Roof	Intact	-0.1	Negative
113	10/29/21	Campus	Covered Walkway 1	Flashing	Metal	Roof	Intact	0	Negative
114	10/29/21	Campus	Covered Walkway 1	Conduit	Metal	Roof	Intact	-0.1	Negative
115	10/29/21	Campus	Covered Walkway 1	Conduit	Metal	Roof	Intact	0.2	Negative
116	10/29/21	Campus	Covered Walkway 1	Conduit	Metal	Roof	Intact	0	Negative
117	10/29/21	Campus	Covered Walkway 1	Conduit	Metal	Roof	Intact	0.1	Negative
118	10/29/21	Campus	Covered Walkway 1	Conduit	Metal	Roof	Intact	0.2	Negative
119	10/29/21	Campus	Covered Walkway 1	Conduit	Metal	Roof	Intact	0	Negative
120	10/29/21	Campus	Covered Walkway 1	Electrical box	Metal	Roof	Intact	-0.1	Negative
121	10/29/21	Campus	Covered Walkway 1	Electrical box	Metal	Roof	Intact	-0.1	Negative
122	10/29/21	Campus	Covered Walkway 1	Electrical box	Metal	Roof	Intact	0	Negative
123	10/29/21	Campus	Covered Walkway 1	Electrical box	Metal	Roof	Intact	0	Negative
124	10/29/21	Campus	Covered Walkway 1	Electrical box	Metal	Roof	Intact	0	Negative
125	10/29/21	Campus	Covered Walkway 1	Flashing	Metal	Roof	Intact	-0.4	Negative
126	10/29/21	Campus	Covered Walkway 2	Flashing	Metal	Roof	Intact	-0.1	Negative
127	10/29/21	Campus	Covered Walkway 2	Flashing	Metal	Roof	Intact	-0.1	Negative
128	10/29/21	Campus	Covered Walkway 2	Flashing	Metal	Roof	Intact	-0.3	Negative
129	10/29/21	Campus	Covered Walkway 2	Flashing	Metal	Roof	Intact	-0.1	Negative
130	10/29/21	Campus	Covered Walkway 2	Flashing	Metal	Roof	Intact	-0.2	Negative
131	10/29/21	Campus	Covered Walkway 2	Flashing	Metal	Roof	Intact	-0.1	Negative
132	10/29/21	Campus	Covered Walkway 2	Conduit	Metal	Roof	Intact	0	Negative

Covina-Valley Unified School District  
Grovecenter Elementary School

Reading #	Date	Building	Room	Component	Substrate	Side	Condition	Concentration	Result
133	10/29/21	Campus	Covered Walkway 2	Conduit	Metal	Roof	Intact	0	Negative
134	10/29/21	Campus	Covered Walkway 2	Conduit	Metal	Roof	Intact	-0.1	Negative
135	10/29/21	Campus	Covered Walkway 2	Conduit	Metal	Roof	Intact	0	Negative
136	10/29/21	Campus	Covered Walkway 2	Conduit	Metal	Roof	Intact	-0.1	Negative
137	10/29/21	Campus	Covered Walkway 2	Conduit	Metal	Roof	Intact	-0.1	Negative
138	10/29/21	Campus	Covered Walkway 2	Conduit	Metal	Roof	Intact	0.1	Negative
139	10/29/21	Campus	Covered Walkway 2	Conduit	Metal	Roof	Intact	0.2	Negative
140	10/29/21	Campus	Covered Walkway 2	Conduit	Metal	Roof	Intact	0.5	Negative
141	10/29/21	Campus	Covered Walkway 2	Electrical box	Metal	Roof	Intact	0	Negative
142	10/29/21	Campus	Covered Walkway 3	Flashing	Metal	Roof	Intact	-0.1	Negative
143	10/29/21	Campus	Covered Walkway 3	Flashing	Metal	Roof	Intact	-0.7	Negative
144	10/29/21	Campus	Covered Walkway 3	Flashing	Metal	Roof	Intact	-0.1	Negative
145	10/29/21	Campus	Covered Walkway 3	Conduit	Metal	Roof	Intact	0.1	Negative
146	10/29/21	Campus	Covered Walkway 3	Conduit	Metal	Roof	Intact	0.1	Negative
147	10/29/21	Campus	Covered Walkway 3	Conduit	Metal	Roof	Intact	-0.1	Negative
148	10/29/21	Campus	Covered Walkway 3	Conduit	Metal	Roof	Intact	0	Negative
149	10/29/21	Campus	Covered Walkway 3	Conduit	Metal	Roof	Intact	0.2	Negative
150	10/29/21	Campus	Covered Walkway 3	Conduit	Metal	Roof	Intact	0.1	Negative
151	10/29/21	Campus	Covered Walkway 3	Conduit	Metal	Roof	Intact	0.2	Negative
152	10/29/21	Campus	Covered Walkway 3	Conduit	Metal	Roof	Intact	-0.1	Negative
153	10/29/21	Campus	Covered Walkway 4	Conduit	Metal	Roof	Intact	0.1	Negative
154	10/29/21	Campus	Covered Walkway 4	Conduit	Metal	Roof	Intact	0.3	Negative
155	10/29/21	Campus	Covered Walkway 4	Conduit	Metal	Roof	Intact	0	Negative
156	10/29/21	Campus	Covered Walkway 4	Conduit	Metal	Roof	Intact	-0.1	Negative
157	10/29/21	Campus	Covered Walkway 4	Conduit	Metal	Roof	Intact	0.1	Negative
158	10/29/21	Campus	Covered Walkway 4	Conduit	Metal	Roof	Intact	0.1	Negative
159	10/29/21	Campus	Covered Walkway 4	Conduit	Metal	Roof	Intact	0.3	Negative
160	10/29/21	Campus	Covered Walkway 4	Electrical box	Metal	Roof	Intact	0.1	Negative
161	10/29/21	Campus	Covered Walkway 4	Electrical box	Metal	Roof	Intact	0	Negative
162	10/29/21	Campus	Covered Walkway 4	Electrical box	Metal	Roof	Intact	0	Negative
163	10/29/21	Campus	Covered Walkway 4	Conduit	Metal	Roof	Intact	0.1	Negative
164	10/29/21	Campus	Covered Walkway 4	Conduit	Metal	Roof	Intact	0	Negative
165	10/29/21	Campus	Covered Walkway 4	Conduit	Metal	Roof	Intact	0.2	Negative

Covina-Valley Unified School District  
Grovecenter Elementary School

Reading #	Date	Building	Room	Component	Substrate	Side	Condition	Concentration	Result
166	10/29/21	Campus	Covered Walkway 4	Conduit	Metal	Roof	Intact	0.1	Negative
167	10/29/21	Campus	Covered Walkway 4	Conduit	Metal	Roof	Intact	0	Negative
168	10/29/21	Campus	Covered Walkway 4	Conduit	Metal	Roof	Intact	0	Negative
169	10/29/21	Campus	Covered Walkway 4	Conduit	Metal	Roof	Intact	0	Negative
170	10/29/21	Campus	Covered Walkway 4	Conduit	Metal	Roof	Intact	0	Negative
171	10/29/21	Campus	Covered Walkway 4	Conduit	Metal	Roof	Intact	0	Negative
172	10/29/21	Campus	Covered Walkway 4	Conduit	Metal	Roof	Intact	0.3	Negative
173	10/29/21	Campus	Covered Walkway 4	Conduit	Metal	Roof	Intact	0.1	Negative
174	10/29/21	Campus	Covered Walkway 4	Conduit	Metal	Roof	Intact	0.2	Negative
175	10/29/21	Campus	Covered Walkway 4	Conduit	Metal	Roof	Intact	0	Negative
176	10/29/21	Campus	Covered Walkway 4	Electrical box	Metal	Roof	Intact	0	Negative
177	10/29/21	Campus	Covered Walkway 4	Electrical box	Metal	Roof	Intact	0	Negative
178	10/29/21	Campus	Covered Walkway 4	Electrical box	Metal	Roof	Intact	0	Negative
179	10/29/21	Campus	Covered Walkway 4	Conduit	Metal	Roof	Intact	0.3	Negative
180	10/29/21	Campus	Covered Walkway 4	Conduit	Metal	Roof	Intact	0.2	Negative
181	10/29/21	Campus	Covered Walkway 4	Conduit	Metal	Roof	Intact	0.2	Negative
182	10/29/21	Campus	Covered Walkway 4	Conduit	Metal	Roof	Intact	-0.1	Negative
183	10/29/21	Campus	Covered Walkway 4	Conduit	Metal	Roof	Intact	0.2	Negative
184	10/29/21	Campus	Covered Walkway 4	Conduit	Metal	Roof	Intact	0	Negative
185	10/29/21	Campus	Covered Walkway 4	Conduit	Metal	Roof	Intact	0.1	Negative
186	10/29/21	Campus	Covered Walkway 4	Conduit	Metal	Roof	Intact	0.1	Negative
187	10/29/21	Campus	Covered Walkway 4	Conduit	Metal	Roof	Intact	0.2	Negative
188	10/29/21	Campus	Covered Walkway 4	Conduit	Metal	Roof	Intact	-0.1	Negative
189	10/29/21	Campus	Covered Walkway 4	Conduit	Metal	Roof	Intact	-0.2	Negative
190	10/29/21	Campus	Covered Walkway 4	Electrical box	Metal	Roof	Intact	0	Negative
191	10/29/21	Campus	Covered Walkway 4	Electrical box	Metal	Roof	Intact	-0.1	Negative
192	10/29/21	Campus	Covered Walkway 4	Electrical box	Metal	Roof	Intact	-0.1	Negative
193	10/29/21	Campus	Covered Walkway 4	Conduit	Metal	Roof	Intact	-0.1	Negative
194	10/29/21	Campus	Covered Walkway 4	Conduit	Metal	Roof	Intact	-0.1	Negative
195	10/29/21	Campus	Covered Walkway 4	Conduit	Metal	Roof	Intact	0.1	Negative
196	10/29/21	Campus	Covered Walkway 4	Conduit	Metal	Roof	Intact	-0.1	Negative
197	10/29/21	Campus	Covered Walkway 4	Conduit	Metal	Roof	Intact	0	Negative
198	10/29/21	Campus	Covered Walkway 4	Electrical box	Metal	Roof	Intact	-0.1	Negative

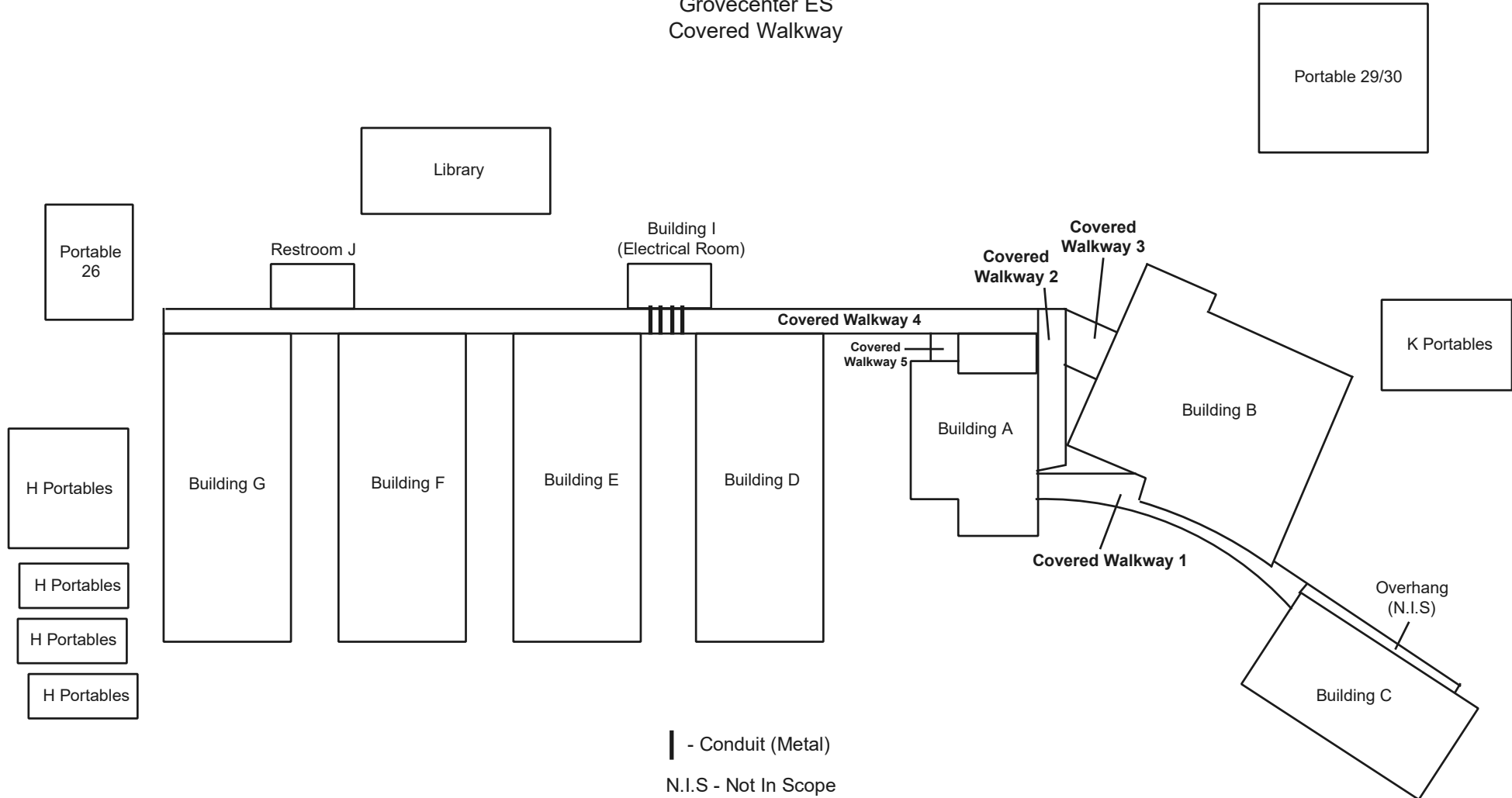


Covina-Valley Unified School District  
Grovecenter Elementary School

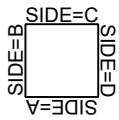
Reading #	Date	Building	Room	Component	Substrate	Side	Condition	Concentration	Result
199	10/29/21	Campus	Covered Walkway 4	Electrical box	Metal	Roof	Intact	-0.2	Negative
200	10/29/21	Campus	Covered Walkway 4	Electrical box	Metal	Roof	Intact	-0.1	Negative
201	10/29/21	Campus	Covered Walkway 4	Conduit	Metal	Roof	Intact	-0.2	Negative
202	10/29/21	Campus	Covered Walkway 4	Conduit	Metal	Roof	Intact	0	Negative
203	10/29/21	Campus	Covered Walkway 4	Conduit	Metal	Roof	Intact	-0.1	Negative
204	10/29/21	Campus	Covered Walkway 4	Conduit	Metal	Roof	Intact	0.1	Negative
205	10/29/21	Campus	Covered Walkway 4	Conduit	Metal	Roof	Intact	0.1	Negative
206	10/29/21	Campus	Covered Walkway 4	Conduit	Metal	Roof	Intact	0	Negative
207	10/29/21	Campus	Covered Walkway 4	Conduit	Metal	Roof	Intact	-0.1	Negative
208	10/29/21	Campus	Covered Walkway 5	Conduit	Metal	Roof	Intact	0	Negative
209	10/29/21	Campus	Covered Walkway 5	Conduit	Metal	Roof	Intact	0	Negative
210	10/29/21	Campus	Covered Walkway 5	Conduit	Metal	Roof	Intact	0	Negative
211	10/29/21	Campus	Covered Walkway 5	Conduit	Metal	Roof	Intact	0	Negative
212	10/29/21	Campus	Covered Walkway 5	Flashing	Metal	Roof	Intact	0	Negative
213	10/29/21	Campus	Covered Walkway 5	Flashing	Metal	Roof	Intact	-0.2	Negative
214	10/29/21	Campus	Covered Walkway 5	Flashing	Metal	Roof	Intact	-0.1	Negative
215	10/29/21	Campus	Covered Walkway 5	Flashing	Metal	Roof	Intact	-0.1	Negative
216	10/29/21			Calibrate				1.1	Positive
217	10/29/21			Calibrate				1	Positive
218	10/29/21			Calibrate				1	Positive
219	10/29/21			Calibrate				1	Positive
220	10/29/21			Calibrate				1	Positive

**APPENDIX B – SITE DRAWING**

Grovecenter ES  
Covered Walkway



┆ - Conduit (Metal)  
N.I.S - Not In Scope



**Client:** Covina-Valley USD

**Project #:** 21-Z0172-0135

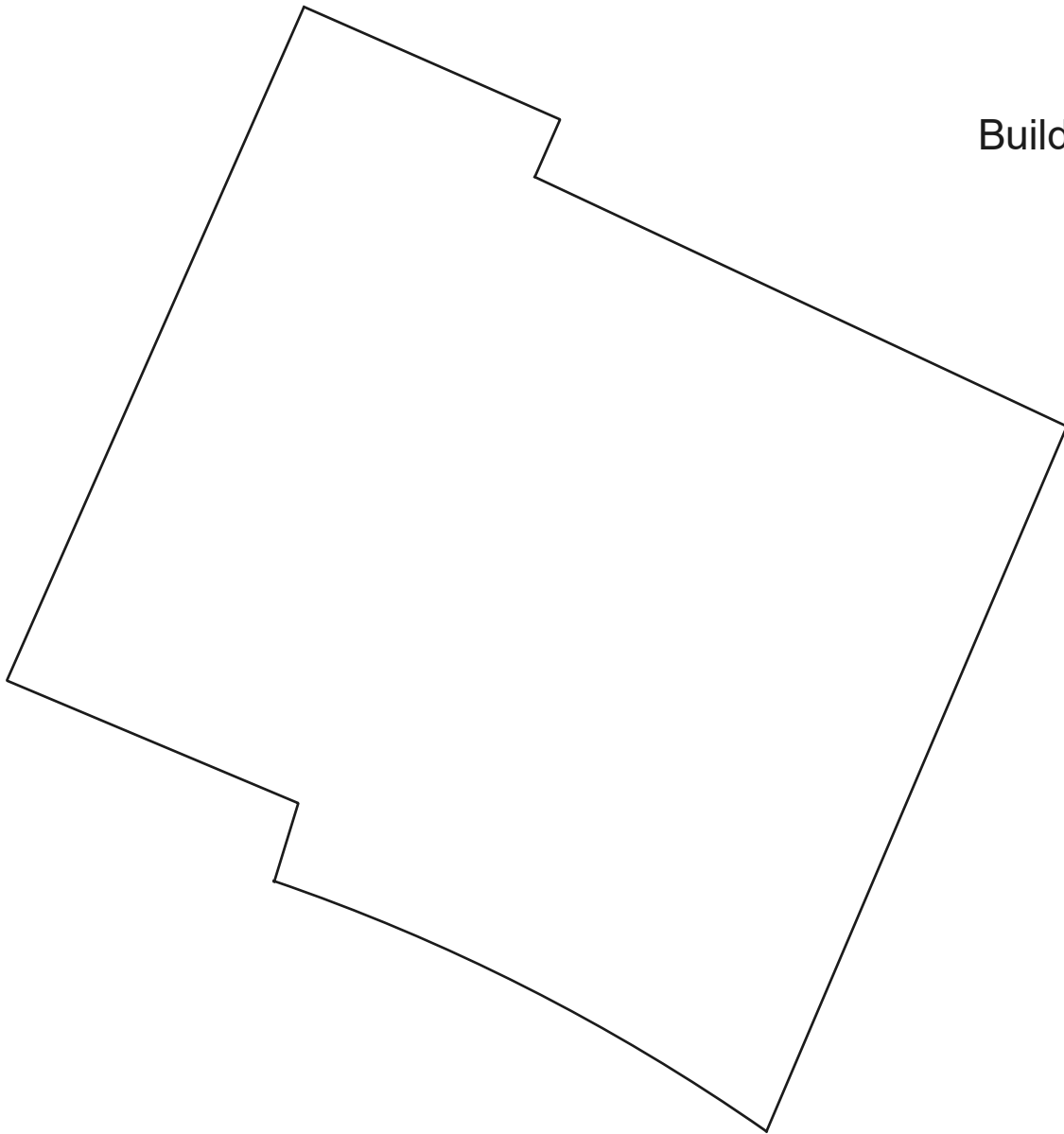
**Info:** Lead-Based Paint Identified



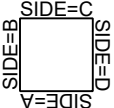
**EXECUTIVE ENVIRONMENTAL**  
HEALTH & SAFETY SIMPLIFIED

**Site:** Grovecenter ES  
775 N. Lark Ellen Ave  
West Covina, CA 91791

Drawing Not to Scale - © 2012



Building B



**Client:** Covina-Valley USD

**Project #:** 21-Z0172-0135

**Info:** No Lead-Based Paint Identified



**EXECUTIVE ENVIRONMENTAL**  
HEALTH & SAFETY SIMPLIFIED

**Site:** Grovecenter ES  
**Address:** 775 N. Lark Ellen Ave  
West Covina, CA 91791

Drawing Not to Scale - © 2012

**APPENDIX C – LEAD HAZARD EVALUATION REPORT**

## LEAD HAZARD EVALUATION REPORT

**Section 1 – Date of Lead Hazard Evaluation** 10/29/2021

**Section 2 – Type of Lead Hazard Evaluation (Check one box only)**

Lead Inspection     Risk assessment     Clearance Inspection     Other (specify) \_\_\_\_\_

**Section 3 – Structure Where Lead Hazard Evaluation Was Conducted**

Address [number, street, apartment (if applicable)] <b>775 N Lark Ellen Avenue</b>		City <b>West Covina</b>	County <b>Los Angeles</b>	Zip Code <b>91791</b>
Construction date (year) of structure  <b>Unknown</b>	Type of structure <input type="checkbox"/> Multi-unit building <input checked="" type="checkbox"/> School or daycare <input type="checkbox"/> Single family dwelling <input type="checkbox"/> Other _____		Children living in structure? <input type="checkbox"/> Yes <input checked="" type="checkbox"/> No <input type="checkbox"/> Don't Know	


**Section 4 – Owner of Structure (if business/agency, list contact person)**

Name <b>Covina Valley USD (Jesse Gonzalez)</b>		Telephone number <b>626-523-7883</b>		
Address [number, street, apartment (if applicable)] <b>519 East Badillo Street</b>		City <b>Covina</b>	State <b>CA</b>	Zip Code <b>91723</b>

**Section 5 – Results of Lead Hazard Evaluation (check all that apply)**

No lead-based paint detected     Intact lead-based paint detected     Deteriorated lead-based paint detected  
 No lead hazards detected     Lead-contaminated dust found     Lead-contaminated soil found     Other \_\_\_\_\_

**Section 6 – Individual Conducting Lead Hazard Evaluation**

Name <b>Rhys Kuzmic</b>		Telephone number <b>626-441-7050</b>		
Address [number, street, apartment (if applicable)] <b>310 East Foothill Blvd. Suite 200</b>		City <b>Arcadia</b>	State <b>CA</b>	Zip Code <b>91006</b>
CDPH certification number <b>18093/LRC-00004395</b>	Signature 			Date <b>11/01/2021</b>

Name and CDPH certification number of any other individuals conducting sampling or testing (if applicable)

**Section 7 – Attachments**

- A. A foundation diagram or sketch of the structure indicating the specific locations of each lead hazard or presence of lead-based paint;
- B. Each testing method, device, and sampling procedure used;
- C. All data collected, including quality control data, laboratory results, including laboratory name, address, and phone number.

First copy and attachments retained by inspector  
 Second copy and attachments retained by owner

Third copy only (no attachments) mailed or faxed to:  
 California Department of Public Health  
 Childhood Lead Poisoning Prevention Branch Reports  
 850 Marina Bay Parkway, Building P, Third Floor  
 Richmond, CA 94804-6403  
 Fax: (510) 620-5656

## LEAD HAZARD EVALUATION REPORT

Section 1 — Date of Lead Hazard Evaluation 12/02/2021

Section 2 — Type of Lead Hazard Evaluation (Check one box only)

 Lead Inspection   
  Risk assessment   
  Clearance Inspection   
  Other (specify) \_\_\_\_\_

Section 3 — Structure Where Lead Hazard Evaluation Was Conducted

Address [number, street, apartment (if applicable)] 775 North Lark Ellen Avenue		City West Covina	County Los Angeles	Zip Code 91791
Construction date (year) of structure Unknown	Type of structure <input type="checkbox"/> Multi-unit building <input checked="" type="checkbox"/> School or daycare <input type="checkbox"/> Single family dwelling <input type="checkbox"/> Other _____		Children living in structure? <input type="checkbox"/> Yes <input checked="" type="checkbox"/> No <input type="checkbox"/> Don't Know	

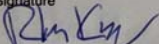
Section 4 — Owner of Structure (if business/agency, list contact person)

Name Covina Valley USD (Brian Johnson)		Telephone number 626-974-7000		
Address [number, street, apartment (if applicable)] 519 East Badillo Street		City Covina	State CA	Zip Code 91723

Section 5 — Results of Lead Hazard Evaluation (check all that apply)

 No lead-based paint detected   
  Intact lead-based paint detected   
  Deteriorated lead-based paint detected  
 No lead hazards detected   
 Lead-contaminated dust found   
 Lead-contaminated soil found   
 Other \_\_\_\_\_

Section 6 — Individual Conducting Lead Hazard Evaluation

Name Rhys Kuzmic		Telephone number 626-441-7050		
Address [number, street, apartment (if applicable)] 310 East Foothill Blvd. Suite 200		City Arcadia	State CA	Zip Code 91006
CDPH certification number 18093/LRC-00004395	Signature 		Date 12/02/2021	

Name and CDPH certification number of any other individuals conducting sampling or testing (if applicable)

Section 7 — Attachments

- A. A foundation diagram or sketch of the structure indicating the specific locations of each lead hazard or presence of lead-based paint;
- B. Each testing method, device, and sampling procedure used;
- C. All data collected, including quality control data, laboratory results, including laboratory name, address, and phone number.

First copy and attachments retained by inspector

Second copy and attachments retained by owner

Third copy only (no attachments) mailed or faxed to:

California Department of Public Health  
 Childhood Lead Poisoning Prevention Branch Reports  
 850 Marina Bay Parkway, Building P, Third Floor  
 Richmond, CA 94804-6403  
 Fax: (510) 620-5656

**APPENDIX D – XRF PERFORMANCE CHARACTERISTICS SHEET**



## Performance Characteristic Sheet

**EFFECTIVE DATE:** December 1, 2015

**MANUFACTURER AND MODEL:**

Make: *Heuresis*  
Models: *Model Pb200i*  
Source: *<sup>57</sup>Co, 5 mCi (nominal – new source)*

### FIELD OPERATION GUIDANCE

**OPERATING PARAMETERS:**

Action Level mode

**XRF CALIBRATION CHECK LIMITS:**

0.8 to 1.2 mg/cm <sup>2</sup> (inclusive)
---

**SUBSTRATE CORRECTION:**

Not applicable

**INCONCLUSIVE RANGE OR THRESHOLD:**

ACTION LEVEL MODE READING DESCRIPTION	SUBSTRATE	THRESHOLD (mg/cm <sup>2</sup> )
Results not corrected for substrate bias on any substrate	Brick	1.0
	Concrete	1.0
	Drywall	1.0
	Metal	1.0
	Plaster	1.0
	Wood	1.0

## BACKGROUND INFORMATION

### EVALUATION DATA SOURCE AND DATE:

This sheet is supplemental information to be used in conjunction with Chapter 7 of the HUD *Guidelines for the Evaluation and Control of Lead-Based Paint Hazards in Housing* ("HUD Guidelines"). Performance parameters shown on this sheet are calculated using test results on building components in the HUD archive. Testing was conducted on 146 test samples in November 2015, with two separate instruments running software version 2.1-2 in Action Level test mode. The actual source strength of each instrument on the day of testing was approximately 2.0 mCi; source ages were approximately one year.

### OPERATING PARAMETERS

Performance parameters shown in this sheet are applicable only when properly operating the instrument using the manufacturer's instructions and procedures described in Chapter 7 of the HUD Guidelines.

### XRF CALIBRATION CHECK:

The calibration of the XRF instrument should be checked using the paint film nearest 1.0 mg/cm<sup>2</sup> in the NIST Standard Reference Material (SRM) used (e.g., for NIST SRM 2579, use the 1.02 mg/cm<sup>2</sup> film).

If the average (rounded to 1 decimal place) of three readings is outside the acceptable calibration check range, follow the manufacturer's instructions to bring the instrument into control before XRF testing proceeds.

### SUBSTRATE CORRECTION VALUE COMPUTATION:

Chapter 7 of the HUD Guidelines provides guidance on correcting XRF results for substrate bias. Supplemental guidance for using the paint film nearest 1.0 mg/cm<sup>2</sup> for substrate correction is provided:

XRF results are corrected for substrate bias by subtracting from each XRF result a correction value determined separately in each house for single-family housing or in each development for multifamily housing, for each substrate. The correction value is an average of XRF readings taken over the NIST SRM paint film nearest to 1.0 mg/cm<sup>2</sup> at test locations that have been scraped bare of their paint covering. Compute the correction values as follows:

Using the same XRF instrument, take three readings on a bare substrate area covered with the NIST SRM paint film nearest 1 mg/cm<sup>2</sup>. Repeat this procedure by taking three more readings on a second bare substrate area of the same substrate covered with the NIST SRM.

Compute the correction value for each substrate type where XRF readings indicate substrate correction is needed by computing the average of all six readings as shown below.

For each substrate type (the 1.02 mg/cm<sup>2</sup> NIST SRM is shown in this example; use the actual lead loading of the NIST SRM used for substrate correction):

$$\text{Correction value} = (1\text{st} + 2\text{nd} + 3\text{rd} + 4\text{th} + 5\text{th} + 6\text{th Reading})/6 - 1.02 \text{ mg/cm}^2$$

Repeat this procedure for each substrate requiring substrate correction in the house or housing development.

### EVALUATING THE QUALITY OF XRF TESTING:

Randomly select ten testing combinations for retesting from each house or from two randomly selected units in multifamily housing.

Conduct XRF re-testing at the ten testing combinations selected for retesting.

Determine if the XRF testing in the units or house passed or failed the test by applying the steps below. Compute the Retest Tolerance Limit by the following steps:

Determine XRF results for the original and retest XRF readings. Do not correct the original or retest results for substrate bias. In single-family and multi-family housing, a result is defined as a single reading. Therefore, there will be ten original and ten retest XRF results for each house or for the two selected units.

Calculate the average of the original XRF result and the retest XRF result for each testing combination.

Square the average for each testing combination.

Add the ten squared averages together. Call this quantity C.

Multiply the number C by 0.0072. Call this quantity D.

Add the number 0.032 to D. Call this quantity E.

Take the square root of E. Call this quantity F.

Multiply F by 1.645. The result is the Retest Tolerance Limit.

Compute the average of all ten original XRF readings.

Compute the average of all ten re-test XRF readings.

Find the absolute difference of the two averages.

If the difference is less than the Retest Tolerance Limit, the inspection has passed the retest. If the difference of the overall averages equals or exceeds the Retest Tolerance Limit, this procedure should be repeated with ten new testing combinations. If the difference of the overall averages is equal to or greater than the Retest Tolerance Limit a second time, then the inspection should be considered deficient.

Use of this procedure is estimated to produce a spurious result approximately 1% of the time. That is, results of this procedure will call for further examination when no examination is warranted in approximately 1 out of 100 dwelling units tested.

**TESTING TIMES:**

In the Action Level paint test mode, the instrument takes the longest time to complete readings close to the Federal standard of 1.0 mg/cm<sup>2</sup>. The table below shows the mean and standard deviation of actual reading times by reading level for paint samples during the November 2015 archive testing. The tested instruments reported readings to one decimal place. No significant differences in reading times by substrate were observed. These times apply only to instruments with the same source strength as those tested (2.0 mCi). Instruments with stronger sources will have shorter reading times and those with weaker sources, longer reading times, than those in the table.

<b>Mean and Standard Deviation of Reading Times in Action Level Mode by Reading Level</b>		
<b>Reading (mg/cm<sup>2</sup>)</b>	<b>Mean Reading Time (seconds)</b>	<b>Standard Deviation (seconds)</b>
< 0.7	3.48	0.47
0.7	7.29	1.92
0.8	13.95	1.78
0.9 – 1.2	15.25	0.66
1.3 – 1.4	6.08	2.50
≥ 1.5	3.32	0.05

**CLASSIFICATION OF RESULTS:**

XRF results are classified as **positive** if they are **greater than or equal** to the stated threshold for the instrument (1.0 mg/cm<sup>2</sup>), and *negative* if they are *less than* the threshold.

**DOCUMENTATION:**

A report titled *Methodology for XRF Performance Characteristic Sheets* (EPA 747-R-95-008) provides an explanation of the statistical methodology used to construct the data in the sheets, and provides empirical results from using the recommended inconclusive ranges or thresholds for specific XRF instruments. The report may be downloaded at <http://www2.epa.gov/lead/methodology-xrf-performance-characteristic-sheets-epa-747-r-95-008-september-1997>.

This XRF Performance Characteristic Sheet (PCS) was developed by QuanTech, Inc., under a contract with the XRF manufacturer.

**APPENDIX E**

**ROWLAND ELEMENTARY SCHOOL  
LIMITED ASBESTOS INSPECTION REPORT  
DATED DECEMBER 16, 2021**



Industrial Hygiene • Air Quality • Lead & Asbestos • Training • Health & Safety

## LIMITED ASBESTOS INSPECTION REPORT

Conducted at:

ROWLAND AVENUE ELEMENTARY SCHOOL  
COVERED WALKWAYS ROOFING PROJECT  
1355 EAST ROWLAND AVENUE  
WEST COVINA, CALIFORNIA 91790

Prepared for:

MR. BRIAN JOHNSON  
ASSISTANT DIRECTOR OF MAINTENANCE & OPERATION, FACILITIES &  
TRANSPORTATION  
COVINA-VALLEY UNIFIED SCHOOL DISTRICT  
519 EAST BADILLO STREET  
COVINA, CALIFORNIA 91723

Prepared by:

EXECUTIVE ENVIRONMENTAL  
310 EAST FOOTHILL BOULEVARD, SUITE 200  
ARCADIA, CALIFORNIA 91006

Project Number EE 21-Z0172-0138  
December 16, 2021

Report assembled by:

Yesenia G. Galeana  
Technical Report Writer  
Executive Environmental

Report generated/reviewed by:

Tim Galeana, CAC# 98-2470  
Senior Project Manager  
Executive Environmental

# TABLE OF CONTENTS

- I. EXECUTIVE SUMMARY
- II. SAMPLING METHODOLOGY
- III. SAMPLE ANALYSIS
- IV. FINDINGS
- V. CONCLUSIONS/RECOMMENDATIONS
- VI. DISCLAIMER/REPORT LIMITATIONS

## APPENDICES

APPENDIX A – LABORATORY ANALYSIS REPORT

APPENDIX B – SITE DRAWING

APPENDIX C – STAFF CERTIFICATION

## **LIMITED ASBESTOS INSPECTION REPORT**

**Project Number:** EE 21-Z0172-0138

**Client:** Covina-Valley Unified School District  
519 East Badillo Street  
Covina, California 91723

**Site Location:** Rowland Avenue Elementary School  
Covered Walkways Roofing Project  
1355 East Rowland Avenue  
West Covina, California 91790

**Site Use:** School Property

**Contact Person:** Mr. Brian Johnson  
Assistant Director of Maintenance & Operations, Facilities  
and Transportation  
Phone: (626) 974-7000, ext. 800145

**Inspection Date:** November 11, 2021

**Inspected By:** Mr. Matthew Barna  
Certified Site Surveillance Technician, # 19-6738

**Report Assembled By:** Ms. Yesenia G. Galeana  
Technical Report Writer

**Report Generated/Reviewed By:** Mr. Tim Galeana  
Certified Asbestos Consultant, # 98-2470

---

### **V. EXECUTIVE SUMMARY**

Executive Environmental (EE) provided the services of a Certified Site Surveillance Technician (Mr. Matthew Barna # 19-6738), to conduct a limited asbestos inspection at Rowland Avenue Elementary School located at 1355 East Rowland Avenue, West Covina, California. The inspection was conducted as a precursor to the upcoming covered walkways roofing project. Materials suspected of containing asbestos were sampled and analyzed for the presence of asbestos. Asbestos-Containing Materials (ACM) were identified during this inspection. *This is considered a limited inspection. The inspection was limited to exterior materials anticipated to be impacted by the covered walkways roofing project, as directed by the District Representative.*



## II. SAMPLING METHODOLOGY

A visual inspection of the Covered Walkways was conducted prior to the collection of any bulk samples. The visual inspection was conducted to identify and record the location and condition of the materials to be sampled that may be impacted by the covered walkways roofing project. In addition, walls of Building F and Restroom Buildings 1 & 2 were tested as they may be impacted by covered walkways roofing project were sampled as they may be impacted by covered walkways roofing project. Following the visual inspection, bulk material samples of the identified suspect asbestos-containing building materials were collected. The materials were categorized into homogeneous groupings, and each sample was assigned a unique sample number and placed into a sealed container.

Upon completion of the bulk sample collection, a chain of custody was prepared, and the samples were delivered to the laboratory for analysis. LA Testing of South Pasadena, California analyzed the samples using Polarized Light Microscopy (PLM). LA Testing is an accredited participant in the National Voluntary Laboratory Accreditation Program (NVLAP), No. 200232-0, and also accredited by the American Industrial Hygiene Association (AIHA), No. 102814. The principles described in the current Environmental Protection Agency (EPA) 600 method were used in the preparation and analysis of the bulk samples.

*Note: Inaccessible suspect asbestos materials may be located within sealed ceilings, walls, or floors; or within wall cavities, interstitials, shafts, etc. Suspect asbestos materials located in these areas must be sampled prior to any activities that might cause them to be disturbed.*

## III. SAMPLE ANALYSIS

Ninety-two (92) samples were collected during this inspection. The laboratory analysis results are identified in the following table. Materials determined not to contain asbestos are listed as "No Asbestos Detected" (NAD).

Any material found to contain more than 1% of a known asbestos substance is considered to be an asbestos-containing material (ACM). Materials falling within this category are controlled and must be handled in accordance with the California Occupational Safety & Health Administration (Cal/OSHA), EPA, and South Coast Air Quality Management District (SCAQMD) regulations.

In addition, materials which are characterized as non-ACM by EPA or other local regulatory agencies may fall within the regulatory standards of Cal/OSHA, which further regulates any materials found to contain more than 1/10 of 1%, but 1% or less, of a known asbestos substance as asbestos-containing construction materials (ACCMs). Impacting or handling ACCMs requires special employer Registration, documentation, training, and personal protective equipment. When a material is to be impacted, the

National Emission Standards for Hazardous Air Pollutants (NESHAPs) regulations require further testing for materials that fall within this category.

The PLM analytical protocol requires each layer of the sample to be analyzed separately. The quantity of analyses will vary based on the number of layers in a sample and whether a "positive stop" is employed. When one sample of a homogeneous area is positive, the remainder of the samples need not be analyzed because the entire homogeneous area must be considered positive.

**Sampling results begin on the next page.**

**POLARIZED LIGHT MICROSCOPY (PLM) ANALYSIS DATA**

Rowland Avenue Elementary School  
1355 East Rowland Avenue  
West Covina, California 91790

Homogeneous Material #	Material Description	Material Location	Estimated Quantity	Condition <sup>A</sup>	Type <sup>B</sup>	Friable	Percent Damaged	Sample Number	Sample Location	Analytical Results
<b>Covered Walkways</b>										
1	Roofing material (core sample)	Covered Walkway no. 1: throughout rooftop	2,500 Square Feet	G	Misc.	No	0	2111030138MB-01	West	Layers A thru D: NAD <sup>C</sup>
								2111030138MB-02	East	Layers A thru C: NAD
								2111030138MB-03	South	Layers A thru C: NAD
2	Roof penetration mastic	Covered Walkway no. 1: throughout rooftop at flashing, conduit blocks in some areas and drains	25 Square Feet	G	Misc.	No	0	2111030138MB-04	West, conduit block	10% Chrysotile
								2111030138MB-05	North, drain	Layers A & B: NAD
								2111030138MB-06	South, flashing	NAD
3	Conduit pads	Covered Walkway no. 1: throughout	25 Square Feet	G	Misc.	No	0	2111030138MB-07	West	NAD
								2111030138MB-08	North	NAD
								2111030138MB-09	South	NAD

*Note: This table must be used in conjunction with the entire report. This document is not to be used for contract bidding and is intended to be used to identify asbestos-containing materials and their locations only.*

**Sampling results continue on the next page.**

<sup>A</sup> G = Good; D = Damaged; SD = Severely Damaged

<sup>B</sup> Misc. = Miscellaneous; Surf. = Surfacing; TSI = Thermal System Insulation

<sup>C</sup> NAD – No Asbestos Detected

**POLARIZED LIGHT MICROSCOPY (PLM) ANALYSIS DATA**

Rowland Avenue Elementary School  
1355 East Rowland Avenue  
West Covina, California 91790

Homogeneous Material #	Material Description	Material Location	Estimated Quantity	Condition <sup>D</sup>	Type <sup>E</sup>	Friable	Percent Damaged	Sample Number	Sample Location	Analytical Results
<b>Covered Walkways</b>										
4	Roofing material (core sample)	Covered Walkway no. 2: throughout rooftop	950 Square Feet	G	Misc.	No	0	2111030138MB-10	North	Layers A thru D: NAD <sup>F</sup>
								2111030138MB-11	Middle	Layers A thru D: NAD
								2111030138MB-12	South	Layers A thru C: NAD
5	Roof penetration mastic	Covered Walkway no. 2: throughout rooftop at drains, flashing and conduits blocks in some areas	10 Square Feet	G	Misc.	No	0	2111030138MB-13	North, drain	8% Chrysotile
								2111030138MB-14	Middle, conduit block	NAD
								2111030138MB-15	South, drain	Layers A & B: NAD
6	Conduit pads	Covered Walkway no. 2: throughout	10 Square Feet	G	Misc.	No	0	2111030138MB-16	North	NAD
								2111030138MB-17	Middle	NAD
								2111030138MB-18	South	NAD

*Note: This table must be used in conjunction with the entire report. This document is not to be used for contract bidding and is intended to be used to identify asbestos-containing materials and their locations only.*

**Sampling results continue on the next page.**

<sup>D</sup> G = Good; D = Damaged; SD = Severely Damaged

<sup>E</sup> Misc. = Miscellaneous; Surf. = Surfacing; TSI = Thermal System Insulation

<sup>F</sup> NAD – No Asbestos Detected

**POLARIZED LIGHT MICROSCOPY (PLM) ANALYSIS DATA**

Rowland Avenue Elementary School  
1355 East Rowland Avenue  
West Covina, California 91790

Homogeneous Material #	Material Description	Material Location	Estimated Quantity	Condition <sup>G</sup>	Type <sup>H</sup>	Friable	Percent Damaged	Sample Number	Sample Location	Analytical Results
<b>Covered Walkways</b>										
7	Roofing material (core sample)	Covered Walkway no. 3: throughout rooftop	950 Square Feet	G	Misc.	No	0	2111030138MB-19	North	Layers A thru D: NAD <sup>I</sup>
								2111030138MB-20	Middle	Layers A thru D: NAD
								2111030138MB-21	South	Layers A thru C: NAD
8	Roof penetration mastic	Covered Walkway no. 3: throughout rooftop at flashing, drains, and conduits blocks in some areas	10 Square Feet	G	Misc.	No	0	2111030138MB-22	Middle, conduit block	8% Chrysotile
								2111030138MB-23	East middle, flashing	10% Chrysotile
								2111030138MB-24	Southwest, drain	NAD
9	Conduit pads	Covered Walkway no. 3: throughout	10 Square Feet	G	Misc.	No	0	2111030138MB-25	North	NAD
								2111030138MB-26	Middle	NAD
								2111030138MB-27	South	NAD

*Note: This table must be used in conjunction with the entire report. This document is not to be used for contract bidding and is intended to be used to identify asbestos-containing materials and their locations only.*

**Sampling results continue on the next page.**

<sup>G</sup> G = Good; D = Damaged; SD = Severely Damaged

<sup>H</sup> Misc. = Miscellaneous; Surf. = Surfacing; TSI = Thermal System Insulation

<sup>I</sup> NAD – No Asbestos Detected

**POLARIZED LIGHT MICROSCOPY (PLM) ANALYSIS DATA**

Rowland Avenue Elementary School  
1355 East Rowland Avenue  
West Covina, California 91790

Homogeneous Material #	Material Description	Material Location	Estimated Quantity	Condition <sup>J</sup>	Type <sup>K</sup>	Friable	Percent Damaged	Sample Number	Sample Location	Analytical Results
<b>Covered Walkways</b>										
10	Roofing material (core sample)	Covered Walkway no. 4: throughout rooftop	210 Square Feet	G	Misc.	No	0	2111030138MB-28	Northeast	Layers A thru D: NAD <sup>L</sup>
								2111030138MB-29	Southeast	Layers A thru D: NAD
								2111030138MB-30	West	Layers A thru C: NAD
11	Roof penetration mastic	Covered Walkway no. 4: throughout rooftop at drains and flashing in some areas	2 Square Feet	G	Misc.	No	0	2111030138MB-31	Northeast, flashing	NAD
								2111030138MB-32	Southeast, flashing	NAD
								2111030138MB-33	West, drain	NAD
12	Roofing material (core sample)	Covered Walkway no. 5: throughout rooftop	50 Square Feet	G	Misc.	No	0	2111030138MB-34	Northwest	Layers A thru D: NAD
								2111030138MB-35	Northeast	Layers A thru D: NAD
								2111030138MB-36	Southwest	Layers A thru C: NAD
13	Roof penetration mastic	Covered Walkway no. 5: throughout rooftop at flashings and drains	2 Square Feet	G	Misc.	No	0	2111030138MB-37	Northwest	Layers A thru D: NAD
								2111030138MB-38	Northeast	NAD
								2111030138MB-39	Southwest	NAD

*Note: This table must be used in conjunction with the entire report. This document is not to be used for contract bidding and is intended to be used to identify asbestos-containing materials and their locations only.*

**Sampling results continue on the next page.**

<sup>J</sup> G = Good; D = Damaged; SD = Severely Damaged

<sup>K</sup> Misc. = Miscellaneous; Surf. = Surfacing; TSI = Thermal System Insulation

<sup>L</sup> NAD – No Asbestos Detected

**POLARIZED LIGHT MICROSCOPY (PLM) ANALYSIS DATA**

Rowland Avenue Elementary School  
1355 East Rowland Avenue  
West Covina, California 91790

Homogeneous Material #	Material Description	Material Location	Estimated Quantity	Condition <sup>M</sup>	Type <sup>N</sup>	Friable	Percent Damaged	Sample Number	Sample Location	Analytical Results
<b>Covered Walkways</b>										
14	Roofing material (core sample)	Covered Walkway no. 6: throughout rooftop	50 Square Feet	G	Misc.	No	0	2111030138MB-40	Northwest	Layers A thru D: NAD <sup>O</sup>
								2111030138MB-41	Northeast	Layers A thru D: NAD
								2111030138MB-42	Southwest	Layers A thru C: NAD
15	Roof penetration mastic	Covered Walkway no. 6: throughout rooftop at drains and flashing in some areas	2 Square Feet	G	Misc.	No	0	2111030138MB-43	West	NAD
								2111030138MB-44	Northeast	NAD
								2111030138MB-45	Southeast	NAD
16	Roofing material (core sample)	Covered Walkway no. 7: throughout rooftop	110 Square Feet	G	Misc.	No	0	2111030138MB-46	North	Layers A & C: 2% Chrysotile
										Layer B: NAD
								2111030138MB-47	Southeast	2% Chrysotile
								2111030138MB-48	Southwest	Layer A: 2% Chrysotile
Layers B & C: NAD										

*Note: This table must be used in conjunction with the entire report. This document is not to be used for contract bidding and is intended to be used to identify asbestos-containing materials and their locations only.*

**Sampling results continue on the next page.**

<sup>M</sup> G = Good; D = Damaged; SD = Severely Damaged

<sup>N</sup> Misc. = Miscellaneous; Surf. = Surfacing; TSI = Thermal System Insulation

<sup>O</sup> NAD – No Asbestos Detected

**POLARIZED LIGHT MICROSCOPY (PLM) ANALYSIS DATA**

Rowland Avenue Elementary School  
1355 East Rowland Avenue  
West Covina, California 91790

Homogeneous Material #	Material Description	Material Location	Estimated Quantity	Condition <sup>P</sup>	Type <sup>Q</sup>	Friable	Percent Damaged	Sample Number	Sample Location	Analytical Results
<b>Covered Walkways</b>										
17	Roof penetration mastic	Covered Walkway no. 7: throughout rooftop at drains and flashings in some areas	2 Square Feet	G	Misc.	No	0	2111030138MB-49	Northeast, flashing	NAD <sup>R</sup>
								2111030138MB-50	Southeast, drain	10% Chrysotile
								2111030138MB-51	Southwest, flashing	NAD
18	Roofing material (core sample)	Covered Walkway no. 8: throughout rooftop	1,450 Square Feet	G	Misc.	No	0	2111030138MB-52	Northwest	Layers A & C: 2%-3% Chrysotile
								2111030138MB-53	Middle	3% Chrysotile
								2111030138MB-54	South	Layer A: 2% Chrysotile
										Layers B & C: NAD
19	Roof penetration mastic	Covered Walkway no. 8: throughout rooftop at drains, conduit blocks and flashing in some areas	15 Square Feet	G	Misc.	No	0	2111030138MB-55	Northwest, drain	10% Chrysotile
								2111030138MB-56	Middle, conduit block	10% Chrysotile
								2111030138MB-57	Southwest, flashing	NAD

*Note: This table must be used in conjunction with the entire report. This document is not to be used for contract bidding and is intended to be used to identify asbestos-containing materials and their locations only.*

**Sampling results continue on the next page.**

<sup>P</sup> G = Good; D = Damaged; SD = Severely Damaged

<sup>Q</sup> Misc. = Miscellaneous; Surf. = Surfacing; TSI = Thermal System Insulation

<sup>R</sup> NAD – No Asbestos Detected



**POLARIZED LIGHT MICROSCOPY (PLM) ANALYSIS DATA**

Rowland Avenue Elementary School  
1355 East Rowland Avenue  
West Covina, California 91790

Homogeneous Material #	Material Description	Material Location	Estimated Quantity	Condition <sup>s</sup>	Type <sup>r</sup>	Friable	Percent Damaged	Sample Number	Sample Location	Analytical Results
<b>Covered Walkways</b>										
20	Conduit pads	Covered Walkway no. 8: throughout	15 Square Feet	G	Misc.	No	0	2111030138MB-58	North	NAD <sup>u</sup>
								2111030138MB-59	Middle	NAD
								2111030138MB-60	South	NAD
21	Roofing material (core sample)	Covered Walkway no. 9: throughout rooftop	610 Square Feet	G	Misc.	No	0	2111030138MB-61	North	2% Chrysotile
								2111030138MB-62	Middle	2% Chrysotile
								2111030138MB-63	South	2% Chrysotile
22	Roof penetration mastic	Covered Walkway no. 9: throughout rooftop at drains, conduit blocks and flashing in some areas	6 Square Feet	G	Misc.	No	0	2111030138MB-64	North, flashing	Layers A & B: NAD
								2111030138MB-65	Middle, conduit block	2% Chrysotile
								2111030138MB-66	Southwest, drain	NAD
23	Conduit pads	Covered Walkway no. 9: throughout	6 Square Feet	G	Misc.	No	0	2111030138MB-67	North	NAD
								2111030138MB-68	Middle	NAD
								2111030138MB-69	South	NAD

*Note: This table must be used in conjunction with the entire report. This document is not to be used for contract bidding and is intended to be used to identify asbestos-containing materials and their locations only.*

**Sampling results continue on the next page.**

<sup>s</sup> G = Good; D = Damaged; SD = Severely Damaged

<sup>r</sup> Misc. = Miscellaneous; Surf. = Surfacing; TSI = Thermal System Insulation

<sup>u</sup> NAD – No Asbestos Detected

**POLARIZED LIGHT MICROSCOPY (PLM) ANALYSIS DATA**

Rowland Avenue Elementary School  
1355 East Rowland Avenue  
West Covina, California 91790

Homogeneous Material #	Material Description	Material Location	Estimated Quantity	Condition <sup>v</sup>	Type <sup>w</sup>	Friable	Percent Damaged	Sample Number	Sample Location	Analytical Results
<b>Covered Walkways</b>										
24	Roofing material (core sample)	Covered Walkway no. 10: throughout rooftop	50 Square Feet	G	Misc.	No	0	2111030138MB-70	North	2% Chrysotile
								2111030138MB-71	Southeast	2% Chrysotile
								2111030138MB-72	Southwest	2% Chrysotile
25	Roof penetration mastic	Covered Walkway no. 10: throughout rooftop at drains, and flashing in some areas	2 Square Feet	G	Misc.	No	0	2111030138MB-73	Northwest	NAD <sup>x</sup>
								2111030138MB-74	Southeast	Layers A thru C: NAD
								2111030138MB-75	West	NAD
26	Roofing material (core sample)	Covered Walkway no. 11: throughout rooftop	50 Square Feet	G	Misc.	No	0	2111030138MB-76	Northwest	Layers A & B: 2%-3% Chrysotile
								2111030138MB-77	Northeast	Layers A & B: NAD
										Layer C: 3% Chrysotile
								2111030138MB-78	South	Layers A & B: NAD Layer C: 2% Chrysotile
27	Roof penetration mastic	Covered Walkway no. 11: throughout rooftop at drains, and flashing in some areas	2 Square Feet	G	Misc.	No	0	2111030138MB-79	Northwest, flashing	NAD
								2111030138MB-80	Southeast, flashing	NAD
								2111030138MB-81	West, drain	NAD

*Note: This table must be used in conjunction with the entire report. This document is not to be used for contract bidding and is intended to be used to identify asbestos-containing materials and their locations only.*

<sup>v</sup> G = Good; D = Damaged; SD = Severely Damaged

<sup>w</sup> Misc. = Miscellaneous; Surf. = Surfacing; TSI = Thermal System Insulation

<sup>x</sup> NAD – No Asbestos Detected

**POLARIZED LIGHT MICROSCOPY (PLM) ANALYSIS DATA**

Rowland Avenue Elementary School  
1355 East Rowland Avenue  
West Covina, California 91790

Homogeneous Material #	Material Description	Material Location	Estimated Quantity	Condition <sup>Y</sup>	Type <sup>Z</sup>	Friable	Percent Damaged	Sample Number	Sample Location	Analytical Results
<b>Restroom Buildings 1 and 2</b>										
28	Stucco	Restroom No. 2: Throughout exterior walls	950 Square Feet	G	Surf.	No	0	2111030138MB-82	North	Layers A & B: NAD <sup>AA</sup>
								2111030138MB-83	North	Layers A & B: NAD
								2111030138MB-84	South	Layers A & B: NAD
29	Stucco	Restroom No. 1: Throughout exterior walls	950 Square Feet	G	Surf.	No	0	2111030138MB-90	North	Layers A & B: NAD
								2111030138MB-91	South	Layers A & B: NAD
								2111030138MB-92	South	Layers A & B: NAD

*Note: This table must be used in conjunction with the entire report. This document is not to be used for contract bidding and is intended to be used to identify asbestos-containing materials and their locations only.*

**Sampling results continue on the next page.**

<sup>Y</sup> G = Good; D = Damaged; SD = Severely Damaged

<sup>Z</sup> Misc. = Miscellaneous; Surf. = Surfacing; TSI = Thermal System Insulation

<sup>AA</sup> NAD – No Asbestos Detected

**POLARIZED LIGHT MICROSCOPY (PLM) ANALYSIS DATA**

Rowland Avenue Elementary School  
1355 East Rowland Avenue  
West Covina, California 91790

Homogeneous Material #	Material Description	Material Location	Estimated Quantity	Condition <sup>BB</sup>	Type <sup>CC</sup>	Friable	Percent Damaged	Sample Number	Sample Location	Analytical Results
<b>Building F</b>										
30	Stucco	Throughout exterior walls	3,500 Square Feet	G	Surf.	No	0	2111030138MB-85	Northeast	Layers A & B: NAD <sup>DD</sup>
								2111030138MB-86	Northwest	Layers A & B: NAD
								2111030138MB-87	Southeast	Layers A & B: NAD
								2111030138MB-88	Southwest	Layers A & B: NAD
								2111030138MB-89	West	Layers A & B: NAD

*Note: This table must be used in conjunction with the entire report. This document is not to be used for contract bidding and is intended to be used to identify asbestos-containing materials and their locations only.*

**The remainder of this page is intentionally blank.**

<sup>BB</sup> G = Good; D = Damaged; SD = Severely Damaged

<sup>CC</sup> Misc. = Miscellaneous; Surf. = Surfacing; TSI = Thermal System Insulation

<sup>DD</sup> NAD – No Asbestos Detected

#### IV. FINDINGS

EE conducted a limited asbestos inspection of Rowland Avenue Elementary School located at 1355 East Rowland Avenue, West Covina, California.

Thirty (30) homogeneous material groups were identified during the visual inspection. Ninety-two (92) samples of suspect asbestos-containing materials were collected and delivered to LA Testing of South Pasadena, California, for analysis. The homogeneous areas and sampling results are listed on the table in Section III.

The analytical data revealed that the following materials contain asbestos:

##### **Covered Walkways:**

- Roofing material: The roofing material located throughout the rooftops of Covered Walkways no. 7, 8, 9, 10 and 11 tested positive for asbestos.
- Roof penetration mastic: The roof penetration mastic located throughout the rooftops at flashing, conduit blocks in some areas and drains of Covered Walkways no. 1, 2, 3, 8 and 9 tested positive for asbestos.
- Roof penetration mastic: The roof penetration mastic located throughout the rooftop at drains and flashings in some areas of Covered Walkway no. 7 tested positive for asbestos.

#### V. CONCLUSIONS/RECOMMENDATIONS

Normally, asbestos-containing material found to be in good condition is not considered a hazard, unless it is disturbed. Prior to the start of any activity, such as remodeling, demolition, or renovation that might disturb these materials, a Certified Asbestos Consultant should be contracted to design and monitor the project. A California-licensed asbestos contractor should be hired to complete the asbestos abatement procedures.

If you have any questions, please call Mr. Tim Galeana at 626-441-7050. We are glad we could be of service to you.

#### VI. DISCLAIMER/REPORT LIMITATIONS

All reports and recommendations are based on conditions and practices observed and information made available to Executive Environmental (EE) by the client and the designated sites/facilities on the days sampling was conducted. This report does not purport to set forth all hazards, nor to indicate that other hazards do not exist. No responsibility is assumed by EE for the control or correction of conditions or practices existing at the facilities, or at any other premises surveyed by EE, for and on the behalf of the client. Services provided by EE shall be governed by the standard of practice for professional services measured at the time those services are rendered.

All information contained in this report is proprietary and limited to the scope of services, parameters of the analytical methods used and the conditions present at the time of this inspection. Any references to quantities are considered estimates and are not to be construed as actual.

**APPENDIX A – LABORATORY ANALYSIS REPORT**



# LA Testing

520 Mission Street South Pasadena, CA 91030

Tel/Fax: (323) 254-9960 / (323) 254-9982

<http://www.LATesting.com> / [pasadenalab@latesting.com](mailto:pasadenalab@latesting.com)

LA Testing Order: 322120716

Customer ID: 32EXEC52

Customer PO:

Project ID:

**Attention:** Yesenia Galeana  
Executive Environmental Services Corp.  
310 East Foothill Blvd.  
Suite 200  
Arcadia, CA 91006

**Project:** 21-Z0172-0138 / Sampler:Matt Barna

**Phone:** (626) 441-7050

**Fax:** (626) 441-0016

**Received Date:** 11/04/2021 10:15 AM

**Analysis Date:** 11/11/2021

**Collected Date:** 11/03/2021

## Test Report: Asbestos Analysis of Bulk Materials via EPA 600/R-93/116 Method using Polarized Light Microscopy

Sample	Appearance	Non-Asbestos		Asbestos % Type
		% Fibrous	% Non-Fibrous	
2111030138MB-1-A <small>322120716-0001</small>	Black/Silver Non-Fibrous Homogeneous	10% Glass	90% Non-fibrous (Other)	None Detected
2111030138MB-1-B <small>322120716-0001A</small>	Black Fibrous Homogeneous	10% Glass	90% Non-fibrous (Other)	None Detected
2111030138MB-1-C <small>322120716-0001B</small>	Black Fibrous Homogeneous	10% Glass	90% Non-fibrous (Other)	None Detected
2111030138MB-1-D <small>322120716-0001C</small>	Black Fibrous Homogeneous	10% Glass	90% Non-fibrous (Other)	None Detected
2111030138MB-2-A <small>322120716-0002</small>	Black/Silver Non-Fibrous Homogeneous		100% Non-fibrous (Other)	None Detected
2111030138MB-2-B <small>322120716-0002A</small>	Black Fibrous Homogeneous	10% Glass	90% Non-fibrous (Other)	None Detected
2111030138MB-2-C <small>322120716-0002B</small>	Black Fibrous Homogeneous	10% Glass	90% Non-fibrous (Other)	None Detected
2111030138MB-3-A <small>322120716-0003</small>	Black/Silver Non-Fibrous Homogeneous		100% Non-fibrous (Other)	None Detected
2111030138MB-3-B <small>322120716-0003A</small>	Gray/Black Fibrous Heterogeneous	10% Glass	90% Non-fibrous (Other)	None Detected
2111030138MB-3-C <small>322120716-0003B</small>	Gray/Black Fibrous Heterogeneous	10% Glass	90% Non-fibrous (Other)	None Detected
2111030138MB-4 <small>322120716-0004 QC'd</small>	Black Non-Fibrous Homogeneous		90% Non-fibrous (Other)	10% Chrysotile
2111030138MB-5-A <small>322120716-0005 QC'd</small>	Black/Silver Non-Fibrous Homogeneous		100% Non-fibrous (Other)	None Detected
2111030138MB-5-B <small>322120716-0005A QC'd</small>	Black Non-Fibrous Homogeneous	8% Cellulose	92% Non-fibrous (Other)	None Detected
2111030138MB-6 <small>322120716-0006</small>	Gray/Black Non-Fibrous Homogeneous	10% Cellulose	90% Non-fibrous (Other)	None Detected
2111030138MB-7 <small>322120716-0007</small>	White/Black Fibrous Homogeneous	35% Glass	65% Non-fibrous (Other)	None Detected

Initial report from: 11/11/2021 13:33:09





# LA Testing

520 Mission Street South Pasadena, CA 91030

Tel/Fax: (323) 254-9960 / (323) 254-9982

<http://www.LATesting.com> / [pasadenalab@latesting.com](mailto:pasadenalab@latesting.com)

LA Testing Order: 322120716

Customer ID: 32EXEC52

Customer PO:

Project ID:

## Test Report: Asbestos Analysis of Bulk Materials via EPA 600/R-93/116 Method using Polarized Light Microscopy

Sample	Appearance	Non-Asbestos		Asbestos % Type
		% Fibrous	% Non-Fibrous	
2111030138MB-8 <small>322120716-0008</small>	Gray/Black Fibrous Heterogeneous	8% Glass	92% Non-fibrous (Other)	None Detected
2111030138MB-9 <small>322120716-0009</small>	Black Fibrous Heterogeneous	10% Glass	90% Non-fibrous (Other)	None Detected
2111030138MB-10-A <small>322120716-0010</small>	Black/Silver Non-Fibrous Homogeneous		100% Non-fibrous (Other)	None Detected
2111030138MB-10-B <small>322120716-0010A</small>	Black Fibrous Homogeneous	10% Glass	90% Non-fibrous (Other)	None Detected
2111030138MB-10-C <small>322120716-0010B</small>	Black Fibrous Homogeneous	15% Glass	85% Non-fibrous (Other)	None Detected
2111030138MB-10-D <small>322120716-0010C</small>	Black Fibrous Homogeneous	8% Cellulose	92% Non-fibrous (Other)	None Detected
2111030138MB-11-A <small>322120716-0011</small>	Black/Silver Non-Fibrous Homogeneous		100% Non-fibrous (Other)	None Detected
2111030138MB-11-B <small>322120716-0011A</small>	Black Fibrous Homogeneous	10% Glass	90% Non-fibrous (Other)	None Detected
2111030138MB-11-C <small>322120716-0011B</small>	Black Fibrous Homogeneous	10% Glass	90% Non-fibrous (Other)	None Detected
2111030138MB-11-D <small>322120716-0011C</small>	Black Fibrous Homogeneous	8% Cellulose	92% Non-fibrous (Other)	None Detected
2111030138MB-12-A <small>322120716-0012</small>	Black/Silver Non-Fibrous Homogeneous		100% Non-fibrous (Other)	None Detected
2111030138MB-12-B <small>322120716-0012A</small>	Black Fibrous Heterogeneous	10% Glass	90% Non-fibrous (Other)	None Detected
2111030138MB-12-C <small>322120716-0012B</small>	Brown/Gray/Black Fibrous Heterogeneous	10% Cellulose 5% Glass	85% Non-fibrous (Other)	None Detected
2111030138MB-13 <small>322120716-0013 QC'd</small>	Gray/Black Non-Fibrous Homogeneous		92% Non-fibrous (Other)	8% Chrysotile
2111030138MB-14 <small>322120716-0014</small>	Gray/Black Fibrous Homogeneous	10% Glass	90% Non-fibrous (Other)	None Detected
2111030138MB-15-A <small>322120716-0015</small>	Black/Silver Fibrous Heterogeneous	15% Glass	85% Non-fibrous (Other)	None Detected
2111030138MB-15-B <small>322120716-0015A</small>	Gray/Black Fibrous Heterogeneous	10% Cellulose	90% Non-fibrous (Other)	None Detected
2111030138MB-16 <small>322120716-0016</small>	Gray/Black Fibrous Heterogeneous	10% Glass	90% Non-fibrous (Other)	None Detected
2111030138MB-17 <small>322120716-0017</small>	Gray/Black Fibrous Heterogeneous	10% Glass	90% Non-fibrous (Other)	None Detected

Initial report from: 11/11/2021 13:33:09



# LA Testing

520 Mission Street South Pasadena, CA 91030

Tel/Fax: (323) 254-9960 / (323) 254-9982

<http://www.LATesting.com> / [pasadenalab@latesting.com](mailto:pasadenalab@latesting.com)

LA Testing Order: 322120716

Customer ID: 32EXEC52

Customer PO:

Project ID:

## Test Report: Asbestos Analysis of Bulk Materials via EPA 600/R-93/116 Method using Polarized Light Microscopy

Sample	Appearance	Non-Asbestos		Asbestos % Type
		% Fibrous	% Non-Fibrous	
2111030138MB-18 <small>322120716-0018</small>	Gray/Black Fibrous Heterogeneous	15% Glass	85% Non-fibrous (Other)	None Detected
2111030138MB-19-A <small>322120716-0019</small>	Black/Silver Non-Fibrous Homogeneous		100% Non-fibrous (Other)	None Detected
2111030138MB-19-B <small>322120716-0019A</small>	Black Fibrous Homogeneous	10% Glass	90% Non-fibrous (Other)	None Detected
2111030138MB-19-C <small>322120716-0019B</small>	Black Fibrous Homogeneous	8% Glass	92% Non-fibrous (Other)	None Detected
2111030138MB-19-D <small>322120716-0019C</small>	Black Fibrous Homogeneous	8% Cellulose	92% Non-fibrous (Other)	None Detected
2111030138MB-20-A <small>322120716-0020</small>	Black/Silver Non-Fibrous Homogeneous		100% Non-fibrous (Other)	None Detected
2111030138MB-20-B <small>322120716-0020A</small>	Black Fibrous Homogeneous	10% Glass	90% Non-fibrous (Other)	None Detected
2111030138MB-20-C <small>322120716-0020B</small>	Black Fibrous Homogeneous	8% Glass	92% Non-fibrous (Other)	None Detected
2111030138MB-20-D <small>322120716-0020C</small>	Black Fibrous Homogeneous	8% Cellulose	92% Non-fibrous (Other)	None Detected
2111030138MB-21-A <small>322120716-0021</small>	Black/Silver Non-Fibrous Homogeneous		100% Non-fibrous (Other)	None Detected
2111030138MB-21-B <small>322120716-0021A</small>	Black Fibrous Heterogeneous	10% Glass	90% Non-fibrous (Other)	None Detected
2111030138MB-21-C <small>322120716-0021B</small>	Gray/Black Fibrous Heterogeneous	10% Glass	90% Non-fibrous (Other)	None Detected
2111030138MB-22 <small>322120716-0022</small>	Gray/Black Non-Fibrous Homogeneous		92% Non-fibrous (Other)	8% Chrysotile
2111030138MB-23 <small>322120716-0023</small>	Gray/Black Non-Fibrous Homogeneous		90% Non-fibrous (Other)	10% Chrysotile
2111030138MB-24 <small>322120716-0024</small> QC	Black/Silver Fibrous Heterogeneous	10% Cellulose	90% Non-fibrous (Other)	None Detected
2111030138MB-25 <small>322120716-0025</small>	Gray/Black Fibrous Heterogeneous	10% Glass	90% Non-fibrous (Other)	None Detected
2111030138MB-26 <small>322120716-0026</small>	Gray/Black Fibrous Heterogeneous	10% Glass	90% Non-fibrous (Other)	None Detected
2111030138MB-27 <small>322120716-0027</small>	Brown/Gray/Black Non-Fibrous Homogeneous	10% Glass	90% Non-fibrous (Other)	None Detected
2111030138MB-28-A <small>322120716-0028</small>	Black/Silver Non-Fibrous Homogeneous		100% Non-fibrous (Other)	None Detected

Initial report from: 11/11/2021 13:33:09



# LA Testing

520 Mission Street South Pasadena, CA 91030

Tel/Fax: (323) 254-9960 / (323) 254-9982

<http://www.LATesting.com> / [pasadenalab@latesting.com](mailto:pasadenalab@latesting.com)

LA Testing Order: 322120716

Customer ID: 32EXEC52

Customer PO:

Project ID:

## Test Report: Asbestos Analysis of Bulk Materials via EPA 600/R-93/116 Method using Polarized Light Microscopy

Sample	Appearance	Non-Asbestos		Asbestos % Type
		% Fibrous	% Non-Fibrous	
2111030138MB-28-B <small>322120716-0028A</small>	Black Fibrous Homogeneous	10% Glass	90% Non-fibrous (Other)	None Detected
2111030138MB-28-C <small>322120716-0028B</small>	Black Fibrous Homogeneous	8% Glass	92% Non-fibrous (Other)	None Detected
2111030138MB-28-D <small>322120716-0028C</small>	Black Fibrous Homogeneous	8% Cellulose	92% Non-fibrous (Other)	None Detected
2111030138MB-29-A <small>322120716-0029</small>	Black/Silver Non-Fibrous Homogeneous		100% Non-fibrous (Other)	None Detected
2111030138MB-29-B <small>322120716-0029A</small>	Black Fibrous Homogeneous	10% Glass	90% Non-fibrous (Other)	None Detected
2111030138MB-29-C <small>322120716-0029B</small>	Black Fibrous Homogeneous	8% Glass	92% Non-fibrous (Other)	None Detected
2111030138MB-29-D <small>322120716-0029C</small>	Black Fibrous Homogeneous	8% Cellulose	92% Non-fibrous (Other)	None Detected
2111030138MB-30-A <small>322120716-0030</small>	Black/Silver Non-Fibrous Homogeneous		100% Non-fibrous (Other)	None Detected
2111030138MB-30-B <small>322120716-0030A</small>	Gray/Black Fibrous Heterogeneous	10% Glass	90% Non-fibrous (Other)	None Detected
2111030138MB-30-C <small>322120716-0030B</small>	Black Fibrous Heterogeneous	5% Cellulose 10% Glass	85% Non-fibrous (Other)	None Detected
2111030138MB-31 <small>322120716-0031</small>	Black/Silver Non-Fibrous Homogeneous	15% Glass	85% Non-fibrous (Other)	None Detected
2111030138MB-32 <small>322120716-0032</small>	Black/Silver Non-Fibrous Homogeneous	10% Glass	90% Non-fibrous (Other)	None Detected
2111030138MB-33 <small>322120716-0033</small>	Gray/Black/Silver Fibrous Heterogeneous	10% Cellulose 10% Glass	80% Non-fibrous (Other)	None Detected
2111030138MB-34-A <small>322120716-0034</small>	Black/Silver Non-Fibrous Homogeneous		100% Non-fibrous (Other)	None Detected
2111030138MB-34-B <small>322120716-0034A</small>	Black Fibrous Homogeneous	10% Glass	90% Non-fibrous (Other)	None Detected
2111030138MB-34-C <small>322120716-0034B</small>	Black Fibrous Homogeneous	8% Glass	92% Non-fibrous (Other)	None Detected
2111030138MB-34-D <small>322120716-0034C</small>	Black Fibrous Homogeneous	8% Cellulose	92% Non-fibrous (Other)	None Detected
2111030138MB-35-A <small>322120716-0035</small>	Black/Silver Non-Fibrous Homogeneous		100% Non-fibrous (Other)	None Detected
2111030138MB-35-B <small>322120716-0035A</small>	Black Fibrous Homogeneous	8% Glass	92% Non-fibrous (Other)	None Detected

Initial report from: 11/11/2021 13:33:09



# LA Testing

520 Mission Street South Pasadena, CA 91030

Tel/Fax: (323) 254-9960 / (323) 254-9982

<http://www.LATesting.com> / [pasadenalab@latesting.com](mailto:pasadenalab@latesting.com)

LA Testing Order: 322120716

Customer ID: 32EXEC52

Customer PO:

Project ID:

## Test Report: Asbestos Analysis of Bulk Materials via EPA 600/R-93/116 Method using Polarized Light Microscopy

Sample	Appearance	Non-Asbestos		Asbestos % Type
		% Fibrous	% Non-Fibrous	
2111030138MB-35-C <small>322120716-0035B</small>	Black Fibrous Homogeneous	10% Glass	90% Non-fibrous (Other)	None Detected
2111030138MB-35-D <small>322120716-0035C</small>	Black Fibrous Homogeneous	8% Cellulose	92% Non-fibrous (Other)	None Detected
2111030138MB-36-A <small>322120716-0036</small>	Black/Silver Non-Fibrous Homogeneous		100% Non-fibrous (Other)	None Detected
2111030138MB-36-B <small>322120716-0036A</small>	Black Fibrous Heterogeneous	10% Glass	90% Non-fibrous (Other)	None Detected
2111030138MB-36-C <small>322120716-0036B</small>	Brown/Black Fibrous Heterogeneous	15% Cellulose	85% Non-fibrous (Other)	None Detected
2111030138MB-37-A <small>322120716-0037</small>	Black/Silver Non-Fibrous Homogeneous		100% Non-fibrous (Other)	None Detected
2111030138MB-37-B <small>322120716-0037A</small>	Black Fibrous Homogeneous	8% Glass	92% Non-fibrous (Other)	None Detected
2111030138MB-37-C <small>322120716-0037B</small>	Black Fibrous Homogeneous	10% Glass	90% Non-fibrous (Other)	None Detected
2111030138MB-37-D <small>322120716-0037C</small>	Black Fibrous Homogeneous	8% Cellulose	92% Non-fibrous (Other)	None Detected
2111030138MB-38 <small>322120716-0038</small>	Gray/Black Non-Fibrous Homogeneous	10% Cellulose	90% Non-fibrous (Other)	None Detected
2111030138MB-39 <small>322120716-0039</small> QC	Black/Silver Non-Fibrous Homogeneous	5% Cellulose 5% Glass	90% Non-fibrous (Other)	None Detected
2111030138MB-40-A <small>322120716-0040</small>	Black/Silver Non-Fibrous Homogeneous		100% Non-fibrous (Other)	None Detected
2111030138MB-40-B <small>322120716-0040A</small>	Black Fibrous Homogeneous	10% Glass	90% Non-fibrous (Other)	None Detected
2111030138MB-40-C <small>322120716-0040B</small>	Black Fibrous Homogeneous	10% Glass	90% Non-fibrous (Other)	None Detected
2111030138MB-40-D <small>322120716-0040C</small>	Black Fibrous Homogeneous	8% Cellulose	92% Non-fibrous (Other)	None Detected
2111030138MB-41-A <small>322120716-0041</small>	Black/Silver Non-Fibrous Homogeneous		100% Non-fibrous (Other)	None Detected
2111030138MB-41-B <small>322120716-0041A</small>	Black Non-Fibrous Homogeneous	8% Glass	92% Non-fibrous (Other)	None Detected
2111030138MB-41-C <small>322120716-0041B</small>	Black Fibrous Homogeneous	10% Glass	90% Non-fibrous (Other)	None Detected
2111030138MB-41-D <small>322120716-0041C</small>	Black Fibrous Homogeneous	8% Cellulose	92% Non-fibrous (Other)	None Detected

Initial report from: 11/11/2021 13:33:09



# LA Testing

520 Mission Street South Pasadena, CA 91030

Tel/Fax: (323) 254-9960 / (323) 254-9982

<http://www.LATesting.com> / [pasadenalab@latesting.com](mailto:pasadenalab@latesting.com)

LA Testing Order: 322120716

Customer ID: 32EXEC52

Customer PO:

Project ID:

## Test Report: Asbestos Analysis of Bulk Materials via EPA 600/R-93/116 Method using Polarized Light Microscopy

Sample	Appearance	Non-Asbestos		Asbestos % Type
		% Fibrous	% Non-Fibrous	
2111030138MB-42-A <small>322120716-0042</small>	Black/Silver Non-Fibrous Homogeneous		100% Non-fibrous (Other)	None Detected
2111030138MB-42-B <small>322120716-0042A</small>	Gray/Black Fibrous Heterogeneous	10% Glass	90% Non-fibrous (Other)	None Detected
2111030138MB-42-C <small>322120716-0042B</small>	Brown/Black Fibrous Heterogeneous	10% Cellulose 5% Glass	85% Non-fibrous (Other)	None Detected
2111030138MB-43 <small>322120716-0043</small>	Black/Silver Non-Fibrous Homogeneous	10% Glass	90% Non-fibrous (Other)	None Detected
2111030138MB-44 <small>322120716-0044</small> <i>No Mastic present for analysis only thin metal Surface analysis performed (metal)</i>	Silver Non-Fibrous Homogeneous		100% Non-fibrous (Other)	None Detected
2111030138MB-45 <small>322120716-0045</small>	Gray/Black/Silver Fibrous Heterogeneous	5% Cellulose 15% Glass	80% Non-fibrous (Other)	None Detected
2111030138MB-46-A <small>322120716-0046 QC</small>	Gray/Black/Silver Fibrous Heterogeneous	10% Glass	88% Non-fibrous (Other)	2% Chrysotile
2111030138MB-46-B <small>322120716-0046A QC</small>	Black Fibrous Homogeneous	15% Cellulose	85% Non-fibrous (Other)	None Detected
2111030138MB-46-C <small>322120716-0046B QC</small>	Black Fibrous Homogeneous	10% Glass	88% Non-fibrous (Other)	2% Chrysotile
2111030138MB-47 <small>322120716-0047</small>	Black/Silver Fibrous Heterogeneous	5% Cellulose 10% Glass	83% Non-fibrous (Other)	2% Chrysotile
2111030138MB-48-A <small>322120716-0048</small>	Gray/Black/Silver Fibrous Heterogeneous	5% Glass	93% Non-fibrous (Other)	2% Chrysotile
2111030138MB-48-B <small>322120716-0048A</small>	Black Fibrous Heterogeneous	10% Glass	90% Non-fibrous (Other)	None Detected
2111030138MB-48-C <small>322120716-0048B</small>	Brown/Gray/Black Fibrous Heterogeneous	10% Cellulose 5% Glass	85% Non-fibrous (Other)	None Detected
2111030138MB-49 <small>322120716-0049</small>	Black/Silver/Beige Fibrous Heterogeneous	20% Glass	80% Non-fibrous (Other)	None Detected
2111030138MB-50 <small>322120716-0050</small>	Gray/Black Fibrous Homogeneous		90% Non-fibrous (Other)	10% Chrysotile
2111030138MB-51 <small>322120716-0051 QC</small>	Gray/Black/Silver Fibrous Heterogeneous	5% Cellulose 10% Glass	85% Non-fibrous (Other)	None Detected
2111030138MB-52-A <small>322120716-0052</small>	Black/Silver Fibrous Heterogeneous	10% Glass	88% Non-fibrous (Other)	2% Chrysotile
2111030138MB-52-B <small>322120716-0052A</small>	Black Fibrous Homogeneous	15% Cellulose	85% Non-fibrous (Other)	None Detected

Initial report from: 11/11/2021 13:33:09



# LA Testing

520 Mission Street South Pasadena, CA 91030

Tel/Fax: (323) 254-9960 / (323) 254-9982

<http://www.LATesting.com> / [pasadenalab@latesting.com](mailto:pasadenalab@latesting.com)

LA Testing Order: 322120716

Customer ID: 32EXEC52

Customer PO:

Project ID:

## Test Report: Asbestos Analysis of Bulk Materials via EPA 600/R-93/116 Method using Polarized Light Microscopy

Sample	Appearance	Non-Asbestos		Asbestos % Type
		% Fibrous	% Non-Fibrous	
2111030138MB-52-C <small>322120716-0052B</small>	Black Fibrous Homogeneous	10% Glass	87% Non-fibrous (Other)	3% Chrysotile
2111030138MB-53 <small>322120716-0053 QC</small>	Black/Silver Fibrous Heterogeneous	5% Cellulose 10% Glass	82% Non-fibrous (Other)	3% Chrysotile
2111030138MB-54-A <small>322120716-0054</small>	Gray/Black/Silver Non-Fibrous Homogeneous	10% Glass	88% Non-fibrous (Other)	2% Chrysotile
2111030138MB-54-B <small>322120716-0054A</small>	Gray/Black Fibrous Heterogeneous	10% Glass	90% Non-fibrous (Other)	None Detected
2111030138MB-54-C <small>322120716-0054B</small>	Brown/Gray/Black Fibrous Heterogeneous	15% Cellulose	85% Non-fibrous (Other)	None Detected
2111030138MB-55 <small>322120716-0055</small>	Gray/Black Fibrous Homogeneous		90% Non-fibrous (Other)	10% Chrysotile
2111030138MB-56 <small>322120716-0056</small>	Gray/Black Fibrous Homogeneous		90% Non-fibrous (Other)	10% Chrysotile
2111030138MB-57 <small>322120716-0057 QC</small>	Gray/Black Non-Fibrous Homogeneous	10% Cellulose 2% Glass	88% Non-fibrous (Other)	None Detected
2111030138MB-58 <small>322120716-0058</small>	Gray/Black Fibrous Heterogeneous	20% Glass	80% Non-fibrous (Other)	None Detected
2111030138MB-59 <small>322120716-0059</small>	Gray/Black Fibrous Homogeneous	20% Glass	80% Non-fibrous (Other)	None Detected
2111030138MB-60 <small>322120716-0060</small>	Gray/Black Fibrous Heterogeneous	10% Glass	90% Non-fibrous (Other)	None Detected
2111030138MB-61 <small>322120716-0061</small>	Black/Silver Fibrous Heterogeneous	5% Cellulose 10% Glass	83% Non-fibrous (Other)	2% Chrysotile
2111030138MB-62 <small>322120716-0062</small>	Black/Silver Fibrous Heterogeneous	5% Cellulose 10% Glass	83% Non-fibrous (Other)	2% Chrysotile
2111030138MB-63 <small>322120716-0063</small>	Gray/Black/Silver Fibrous Heterogeneous	5% Cellulose 10% Glass	83% Non-fibrous (Other)	2% Chrysotile
2111030138MB-64-A <small>322120716-0064</small>	Black/Silver Fibrous Heterogeneous	20% Glass	80% Non-fibrous (Other)	None Detected
2111030138MB-64-B <small>322120716-0064A QC</small>	Black/Silver Non-Fibrous Homogeneous	20% Cellulose	80% Non-fibrous (Other)	None Detected
2111030138MB-65 <small>322120716-0065 QC</small>	Gray/Black Non-Fibrous Homogeneous	10% Cellulose 3% Glass	85% Non-fibrous (Other)	2% Chrysotile
2111030138MB-66 <small>322120716-0066 QC</small>	Black/Silver Fibrous Heterogeneous	10% Glass	90% Non-fibrous (Other)	None Detected

Initial report from: 11/11/2021 13:33:09



# LA Testing

520 Mission Street South Pasadena, CA 91030

Tel/Fax: (323) 254-9960 / (323) 254-9982

<http://www.LATesting.com> / [pasadenalab@latesting.com](mailto:pasadenalab@latesting.com)

LA Testing Order: 322120716

Customer ID: 32EXEC52

Customer PO:

Project ID:

## Test Report: Asbestos Analysis of Bulk Materials via EPA 600/R-93/116 Method using Polarized Light Microscopy

Sample	Appearance	Non-Asbestos		Asbestos % Type
		% Fibrous	% Non-Fibrous	
2111030138MB-67 <small>322120716-0067</small>	Gray/Black Fibrous Heterogeneous	20% Glass	80% Non-fibrous (Other)	None Detected
2111030138MB-68 <small>322120716-0068</small>	Gray/Black Fibrous Heterogeneous	3% Cellulose 20% Glass	77% Non-fibrous (Other)	None Detected
2111030138MB-69 <small>322120716-0069</small>	Gray/Black Fibrous Heterogeneous	10% Glass	90% Non-fibrous (Other)	None Detected
2111030138MB-70 <small>322120716-0070</small>	Black/Silver Fibrous Heterogeneous	5% Cellulose 10% Glass	83% Non-fibrous (Other)	2% Chrysotile
2111030138MB-71 <small>322120716-0071</small>	Black/Silver Fibrous Heterogeneous	5% Cellulose 10% Glass	83% Non-fibrous (Other)	2% Chrysotile
2111030138MB-72 <small>322120716-0072</small>	Black/Silver Fibrous Heterogeneous	5% Cellulose 10% Glass	83% Non-fibrous (Other)	2% Chrysotile
2111030138MB-73 <small>322120716-0073</small> QC	Black/Silver/Beige Fibrous Heterogeneous	10% Cellulose 10% Glass	80% Non-fibrous (Other)	None Detected
2111030138MB-74-A <small>322120716-0074</small>	Black/Silver Fibrous Heterogeneous	10% Cellulose 10% Glass	80% Non-fibrous (Other)	None Detected
2111030138MB-74-B <small>322120716-0074A</small>	Black/Silver Fibrous Heterogeneous	10% Cellulose 10% Glass	80% Non-fibrous (Other)	None Detected
2111030138MB-74-C <small>322120716-0074B</small>	Gray/Black Fibrous Heterogeneous	20% Cellulose	80% Non-fibrous (Other)	None Detected
2111030138MB-75 <small>322120716-0075</small>	Gray/Black/Silver Fibrous Heterogeneous	5% Cellulose 15% Glass	80% Non-fibrous (Other)	None Detected
2111030138MB-76-A <small>322120716-0076</small>	Black/Silver Fibrous Heterogeneous	10% Glass	87% Non-fibrous (Other)	3% Chrysotile
2111030138MB-76-B <small>322120716-0076A</small>	Black Fibrous Heterogeneous	10% Cellulose 10% Glass	78% Non-fibrous (Other)	2% Chrysotile
2111030138MB-77-A <small>322120716-0077</small> QC	Black/Silver Fibrous Heterogeneous	3% Cellulose 10% Glass	87% Non-fibrous (Other)	None Detected
2111030138MB-77-B <small>322120716-0077A</small>	Black Fibrous Homogeneous	20% Cellulose	80% Non-fibrous (Other)	None Detected
2111030138MB-77-C <small>322120716-0077B</small>	Black Fibrous Homogeneous	10% Glass	87% Non-fibrous (Other)	3% Chrysotile
2111030138MB-78-A <small>322120716-0078</small>	Black/Silver Fibrous Heterogeneous	3% Cellulose 10% Glass	87% Non-fibrous (Other)	None Detected
2111030138MB-78-B <small>322120716-0078A</small>	Brown/Gray/Black Fibrous Homogeneous	15% Cellulose	85% Non-fibrous (Other)	None Detected
2111030138MB-78-C <small>322120716-0078B</small>	Black Fibrous Homogeneous	10% Glass	88% Non-fibrous (Other)	2% Chrysotile

Initial report from: 11/11/2021 13:33:09



# LA Testing

520 Mission Street South Pasadena, CA 91030

Tel/Fax: (323) 254-9960 / (323) 254-9982

<http://www.LATesting.com> / [pasadenalab@latesting.com](mailto:pasadenalab@latesting.com)

LA Testing Order: 322120716

Customer ID: 32EXEC52

Customer PO:

Project ID:

## Test Report: Asbestos Analysis of Bulk Materials via EPA 600/R-93/116 Method using Polarized Light Microscopy

Sample	Appearance	Non-Asbestos		Asbestos % Type
		% Fibrous	% Non-Fibrous	
2111030138MB-79 <small>322120716-0079</small>	Gray/Black/Silver Non-Fibrous Homogeneous	10% Cellulose	90% Non-fibrous (Other)	None Detected
2111030138MB-80 <small>322120716-0080</small>	Black/Silver/Beige Fibrous Heterogeneous	10% Cellulose 5% Glass	85% Non-fibrous (Other)	None Detected
2111030138MB-81 <small>322120716-0081</small>	Gray/Black/Silver Fibrous Heterogeneous	10% Cellulose 10% Glass	80% Non-fibrous (Other)	None Detected
2111030138MB-82-A <small>322120716-0082</small>	Tan/White Non-Fibrous Homogeneous		100% Non-fibrous (Other)	None Detected
2111030138MB-82-B <small>322120716-0082A</small>	Gray Non-Fibrous Homogeneous		100% Non-fibrous (Other)	None Detected
2111030138MB-83-A <small>322120716-0083</small>	Tan/White Non-Fibrous Homogeneous		100% Non-fibrous (Other)	None Detected
2111030138MB-83-B <small>322120716-0083A</small>	Gray Non-Fibrous Homogeneous		100% Non-fibrous (Other)	None Detected
2111030138MB-84-A <small>322120716-0084</small>	Tan/White Non-Fibrous Homogeneous		100% Non-fibrous (Other)	None Detected
2111030138MB-84-B <small>322120716-0084A</small>	Gray Non-Fibrous Homogeneous		100% Non-fibrous (Other)	None Detected
2111030138MB-85-A <small>322120716-0085</small>	Tan/White Non-Fibrous Homogeneous		100% Non-fibrous (Other)	None Detected
2111030138MB-85-B <small>322120716-0085A</small>	Gray Non-Fibrous Homogeneous		100% Non-fibrous (Other)	None Detected
2111030138MB-86-A <small>322120716-0086</small>	Tan/White Non-Fibrous Homogeneous		100% Non-fibrous (Other)	None Detected
2111030138MB-86-B <small>322120716-0086A</small>	Gray Non-Fibrous Homogeneous		100% Non-fibrous (Other)	None Detected
2111030138MB-87-A <small>322120716-0087</small>	Tan/White Non-Fibrous Homogeneous		100% Non-fibrous (Other)	None Detected
2111030138MB-87-B <small>322120716-0087A</small>	Gray Non-Fibrous Homogeneous		100% Non-fibrous (Other)	None Detected
2111030138MB-88-A <small>322120716-0088</small>	Tan Non-Fibrous Homogeneous		100% Non-fibrous (Other)	None Detected
2111030138MB-88-B <small>322120716-0088A</small>	Gray Non-Fibrous Homogeneous		100% Non-fibrous (Other)	None Detected
2111030138MB-89-A <small>322120716-0089</small>	Gray/Beige Non-Fibrous Homogeneous		100% Non-fibrous (Other)	None Detected
2111030138MB-89-B <small>322120716-0089A</small>	Gray Non-Fibrous Homogeneous		100% Non-fibrous (Other)	None Detected

Initial report from: 11/11/2021 13:33:09





# LA Testing

520 Mission Street South Pasadena, CA 91030

Tel/Fax: (323) 254-9960 / (323) 254-9982

<http://www.LATesting.com> / [pasadenalab@latesting.com](mailto:pasadenalab@latesting.com)

LA Testing Order: 322120716

Customer ID: 32EXEC52

Customer PO:

Project ID:

## Test Report: Asbestos Analysis of Bulk Materials via EPA 600/R-93/116 Method using Polarized Light Microscopy

Sample	Appearance	Non-Asbestos		Asbestos
		% Fibrous	% Non-Fibrous	% Type
2111030138MB-90-A <small>322120716-0090</small>	Tan/White Non-Fibrous Homogeneous		100% Non-fibrous (Other)	None Detected
2111030138MB-90-B <small>322120716-0090A</small>	Gray Non-Fibrous Homogeneous		100% Non-fibrous (Other)	None Detected
2111030138MB-91-A <small>322120716-0091</small>	Tan/White Non-Fibrous Homogeneous		100% Non-fibrous (Other)	None Detected
2111030138MB-91-B <small>322120716-0091A</small>	Gray Non-Fibrous Homogeneous		100% Non-fibrous (Other)	None Detected
2111030138MB-92-A <small>322120716-0092</small>	Tan/White Non-Fibrous Homogeneous		100% Non-fibrous (Other)	None Detected
2111030138MB-92-B <small>322120716-0092A</small>	Gray Non-Fibrous Homogeneous		100% Non-fibrous (Other)	None Detected

Analyst(s)

David Flores (69)

John Talley (54)

Olivia Santiago (48)

Jerry Drapala Ph.D, Laboratory Manager  
or Other Approved Signatory

LA Testing maintains liability limited to cost of analysis. Interpretation and use of test results are the responsibility of the client. This report relates only to the samples reported above, and may not be reproduced, except in full, without written approval by LA Testing. LA Testing bears no responsibility for sample collection activities or analytical method limitations. The report reflects the samples as received. Results are generated from the field sampling data (sampling volumes and areas, locations, etc.) provided by the client on the Chain of Custody. Samples are within quality control criteria and met method specifications unless otherwise noted. The above analyses were performed in general compliance with Appendix E to Subpart E of 40 CFR (previously EPA 600/M4-82-020 "Interim Method") but augmented with procedures outlined in the 1993 ("final") version of the method. This report must not be used by the client to claim product certification, approval, or endorsement by NVLAP, NIST or any agency of the federal government. Non-friable organically bound materials present a problem matrix and therefore LA Testing recommends gravimetric reduction prior to analysis. Unless requested by the client, building materials manufactured with multiple layers (i.e. linoleum, wallboard, etc.) are reported as a single sample. Estimation of uncertainty is available on request.

Samples analyzed by LA Testing South Pasadena, CA NVLAP Lab Code 200232-0, CA ELAP 2283

Initial report from: 11/11/2021 13:33:09



**Industrial Hygiene Laboratory Submittal**  
Asbestos -- PLM

**Originating Office**  
310 E. Foothill Blvd., Suite 200  
Arcadia, CA 91006  
Phone: 626.441.7050  
Fax: 626.441.0016

**Lab Submitted to:**  
 AmerSci  
 EMLab (Glendale)  
 LA Testing

Routine (5 Days) Working  
 RUSH (surcharges may apply)  
Circle One: 6 hours, 24 hours, 48 hours, 3 to 5 days

Project #: 21-Z0172-0138  
Sampled by: Matt Barma  
Site Zip Code: 91790  
Sample Date: 11/03/2021  
Page 1 of 16

**The receiving Laboratory is required to complete the following:**

- All invoices are to be sent to: 310 E. Foothill Blvd., Suite 200, Arcadia, CA 91006 with a copy of the lab report.
- Analyze all samples by PLM by EPA 600/R-93/116.
- Stop analysis of homogeneous groups at first positive that is greater than or equal to 1.0% **MB**
- All lab reports and invoices are to contain the Project Number from above.
- Unsigned and reports marked draft are unacceptable.
- Report to the attention of: Yesenia Galeana, Phone: (562) 889-1327

Optional Items to be completed by the laboratory (if check marked):  
 US Mail Report to:  Originating office check marked above  Other:  
 Alternate billing address:  Email Report to:  Info@excecenv.com  Other: ygaleana@excecenv.com;

Sample No.:	Sample Location - Include Room Information where appropriate	Material Description	Homogeneous Location	No.	Quantity	Percent Damaged
-1	CW1 W	Red Line	CW1	1	250054	0
-2	E					
-3	S					
-4	CW1 W Conduit Block	Red Mask	CW1 Flashings and Conduit Blocks in	2	2554	0
-5	N Drain		Some areas, Drains			
-6	S Flashing					

Order ID: 322120716  
Rev. 1/19

Released By, Date, & Time: 11/12/21 Matt Barma 10:57 AM

Received By, Date, & Time: Yesenia Galeana 11/04/2021 1015

Released By, Date, & Time:

Notes:

Prefix: 2111 03 0138MB

Form: AL-006PLM

#322120716



**Industrial Hygiene Laboratory Submittal**  
Asbestos -- PLM

#322120716

**Originating Office**

310 E. Foothill Blvd., Suite 200  
Arcadia, CA 91006  
Phone: 626.441.7050  
Fax: 626.441.0016

**Lab Submitted to:**

AmeriSci  
 EMLab (Glendale)  
 LA Testing

<input checked="" type="checkbox"/> Routine (5 Working Days)	<input type="checkbox"/> RUSH (surcharges may apply)	Project #:	Sampled by:	Site Zip Code:	Sample Date:	Page
Circle One	6 hours 24 hours 48 hours 3 to 5 days	21-Z0172-0138	Matt Barma	91790	11/03/2021	2 of 16

**The receiving Laboratory is required to complete the following:**

- All invoices are to be sent to: 310 E. Foothill Blvd., Suite 200, Arcadia, CA 91006 with a copy of the lab report.
- Analyze all samples by PLM by EPA 600/R-93/116.
- Step analysis of homogeneous groups at first positive that is greater than or equal to 1.0% *MS*
- All lab reports and invoices are to contain the Project Number from above.
- Unsigned and reports marked draft are unacceptable.
- Report to the attention of: Yesenia Galeana, Phone: (562) 889-1327

Optional items to be completed by the laboratory (if check marked):  Email Report to: [Info@execenv.com](mailto:Info@execenv.com)  Other: [ygaleana@execenv.com](mailto:ygaleana@execenv.com)

US Mail Report to:  Originating office check marked above  Other:  Alternate billing address:

Sample No.:	Sample Location - Include Room information where appropriate	Material Description	Homogeneous Location	No.	Quantity	Percent Damaged
-7	CW1 W	Conduit Pads	CW1	3	255F	I
-8	I N	I	I	I	I	I
-9	I S	I	I	I	I	I
-10	CW2 N	Pod Core	CW2	4	9905F	0
-11	I Middle	I	I	I	I	I
-12	I S	I	I	I	I	I

Order ID: 322120716  
rev. 1/19

Released By, Date, & Time: *W/ghl Matt Barma 10/07/21*

Received By, Date, & Time: *Sharon Barma VBI 11/04/2021 1015*

Released By, Date, & Time:

Form: AL-006PLM

#322120716



**Industrial Hygiene Laboratory Submittal**  
Asbestos -- PLM

**Originating Office**

310 E. Foothill Blvd., Suite 200  
Arcadia, CA 91006  
Phone: 626.441.7050  
Fax: 626.441.0016

**Lab Submitted to:**

AmeriSci  
 EMI Lab (Glendale)  
 LA Testing

Routine (5 Working Days)  
 RUSH (surcharges may apply)  
Circle One: 6 hours, 24 hours, 48 hours, 3 to 5 days

Project #: 21-Z0172-0138

Sampled by: Matt Barma

Site Zip Code: 91790

Sample Date: 11/05/2021

Page 3 of 16

**The receiving Laboratory is required to complete the following:**

- All invoices are to be sent to: 310 E. Foothill Blvd., Suite 200, Arcadia, CA 91006 with a copy of the lab report.
- Analyze all samples by PLM by EPA 600/R-93/116.
- Step analysis of homogeneous groups at first positive that is greater than or equal to 1.0% *MB*
- All lab reports and invoices are to contain the Project Number from above.
- Unsigned and reports marked draft are unacceptable.
- Report to the attention of: Yessenia Galeana, Phone: (562) 889-1327

Optional items to be completed by the laboratory (if check marked):  Email Report to: [Info@execenv.com](mailto:Info@execenv.com)  Other: [ygalcana@execenv.com](mailto:ygalcana@execenv.com)

US Mail Report to:  Originating office check marked above  Other:  Alternate billing address:

Sample No.:	Sample Location - Include Room information where appropriate	Material Description	Homogeneous Location	No.	Quantity	Percent Damaged
-13	CW2 N Drain	Roof Mesh	CW2 Drains, Flashings and Conduit Bids	5	105F	0
-14	M Conduit Back	I	In some areas	I	I	I
-15	S Drain	I	I	I	I	I
-16	CW2 N	Conduit Pads	CW2	6	105F	0
-17	M	I	I	I	I	I
-18	S	I	I	I	I	I

Order ID: 322120716  
Rev. 1/19

Released By, Date, & Time: *VH, Matthew 10/07/21*

Received By, Date, & Time: *Shawnae (083) 11/04/2021 10:15*

Released By, Date, & Time:

Form: AL-006PLM

#322120716



Industrial Hygiene Laboratory Submittal  
Asbestos -- PLM

Originating Office

Lab Submitted to:

310 E. Foothill Blvd., Suite 200  
Arcadia, CA 91006  
Phone: 626.441.7050  
Fax: 626.441.0016

AmeriSci  
 EMLab (Glendale)  
 LA Testing

Routine Working (5 Days)  
 RUSH (surcharges may apply)  
Circle One hours hours hours days

Project #: 21-Z0172-0138

Sampled by: Matt Barma

Site Zip Code: 91790

Sample Date: 11/03/2021

Page 4 of 16

The receiving Laboratory is required to complete the following:

Building Name: Covered walkway 3

- All invoices are to be sent to: 310 E. Foothill Blvd., Suite 200, Arcadia, CA 91006 with a copy of the lab report.
- Analyze all samples by PLM by EPA 600/R-93/116.
- Stop analysis of homogeneous groups at first positive that is greater than or equal to 1.0% *MB*
- All lab reports and invoices are to contain the Project Number from above.
- Unsigned and reports marked draft are unacceptable.
- Report to the attention of: Yesenia Galeana, Phone: (562) 889-1327

Optional items to be completed by the laboratory (if check marked):  Email Report to: [Info@execenv.com](mailto:Info@execenv.com)  Other: [ygaleana@execenv.com](mailto:ygaleana@execenv.com)

US Mail Report to:  Originating office check marked above  Other:  Alternate billing address:

Sample No.:	Sample Location - Include Room information where appropriate	Material Description	Homogeneous Location	No.	Quantity	Percent Damaged
-19	CW3 N	Rock Core	CW3	7	9505x	0
-20	Middle					
-21	S					
-22	CW3 N Conduit Block	Rock Mask	CW3 Floakings and Conduit Blocks in some areas, Drains	8	1055	0
-23	E Middle Flushing					
-24	SW <del>Block</del> Drain					

OrderID: 322120716  
Rev. 1/19

Released By, Date, & Time: 11/14/21 Matthew 16:07 AM

Received By, Date, & Time: *Chommarak* 11/24/2021 10:15

Released By, Date, & Time:

Form: AL-006PLM

#322120716



**Industrial Hygiene Laboratory Submittal**  
Asbestos -- PLM

**Originating Office**  
 310 E. Foothill Blvd., Suite 200  
 Arcadia, CA 91006  
 Phone: 626.441.7050  
 Fax: 626.441.0016

**Lab Submitted to:**  
 AmeriSci  
 EMI Lab (Glendale)  
 LA Testing

Routine Working (5 Days)  RUSH (surcharges may apply) Circle One hours hours hours days 3 to 5

Project #: 21-Z0172-0138

Sampled by: Matt Barma

Site Zip Code: 91790

Sample Date: 11/03/2021

Page 5 of 16

**The receiving Laboratory is required to complete the following:**

- All invoices are to be sent to: 310 E. Foothill Blvd., Suite 200, Arcadia, CA 91006 with a copy of the lab report.
- Analyze all samples by PLM by EPA 600/R-93/116.
- Stop analysis of homogeneous groups at first positive that is greater than or equal to 1.0% *MB*
- All lab reports and invoices are to contain the Project Number from above.
- Unsigned and reports marked draft are unacceptable.
- Report to the attention of: Yessenia Galeana, Phone: (562) 889-1327

Optional items to be completed by the laboratory (if check marked):  Email Report to: [Info@execenv.com](mailto:Info@execenv.com)  Other: [ygaleana@execenv.com](mailto:ygaleana@execenv.com)

US Mail Report to:  Originating office check marked above  Other:  Alternate billing address:

Sample No.:	Sample Location - Include Room information where appropriate	Material Description	Homogeneous Location	No.	Quantity	Percent Damaged
-25	CW3 N	Condit Pass	CW3	9	1055	0
-26	Middle					
-27	S					
-28	CW4 NE	Roof Core	CW4	10	21054	0
-29	SE					
-30	W					

OrderID: 322120716  
 Rev. 1/19

Released By, Date, & Time: *V/Vh (Matt Barma) 10/17/21*

Received By, Date, & Time: *Chamaraok (MB) 11/03/2021 10:15*

Released By, Date, & Time:



**Industrial Hygiene Laboratory Submittal**  
Asbestos -- PLM

**Originating Office**

**Lab Submitted to:**

310 E. Foothill Blvd., Suite 200  
Arcadia, CA 91006  
Phone: 626.441.7050  
Fax: 626.441.0016

AmeriSci  
 EMLab (Glendale)  
 LA Testing

#322120716

<input checked="" type="checkbox"/> Routine (5 Working Days)	<input type="checkbox"/> RUSH (surcharges may apply)	Project #:	Sampled by:	Site Zip Code:	Sample Date:	Page of
	Circle One	6 hours 24 hours 48 hours 3 to 5 days				

**The receiving Laboratory is required to complete the following:**

- All invoices are to be sent to: 310 E. Foothill Blvd., Suite 200, Arcadia, CA 91006 with a copy of the lab report.
- Analyze all samples by PLM by EPA 600/R-93/116.
- Stop-analysis of homogeneous-groups at first positive that is greater than or equal to 1.0% *MB*
- All lab reports and invoices are to contain the Project Number from above.
- Unsigned and reports marked draft are unacceptable.
- Report to the attention of: Yesenia Galeana, Phone: (562) 889-1327

**Optional Items to be completed by the laboratory (if check marked):**  Email Report to: [Info@execenv.com](mailto:Info@execenv.com)  Other: [ygaleana@execenv.com](mailto:ygaleana@execenv.com)

US Mail Report to:  Originating office check marked above  Other:  Alternate billing address:

Sample No.:	Sample Location - Include Room information where appropriate	Material Description	Homogeneous Location	No.	Quantity	Percent Damaged
-31	CW4 NE Flashing	Rock Mastic	CW4 Draining Flashings in some areas	11	25#	0
-32	SE Parking					
-33	W Drain					
-34	CW5 NW	Rock Core	CW5	12	50#	0
-35	NE					
-36	SW					

**Notes:**

By, Date, & Time:	Received By, Date, & Time:	Released By, Date, & Time:
11/21/2021 10:07AM	Sherman Bob 11/04/2021 1015	

#322120/10



Industrial Hygiene Laboratory Submittal  
Asbestos -- PLM

Originating Office

310 E. Foothill Blvd., Suite 200  
Arcadia, CA 91006  
Phone: 626.441.7050  
Fax: 626.441.0016

Lab Submitted to:

AmeriSci  
 EMLab (Glendale)  
 LA Testing

Routine Working Days  
 RUSH (surcharges may apply)  
Circle One: 6 hours, 24 hours, 48 hours, 3 to 5 days

Project #: 21-Z0172-0138

Sampled by: Matt Barba

Site Zip Code: 91790

Sample Date: 11/03/2021

Page 7 of 16

The receiving Laboratory is required to complete the following:

- All invoices are to be sent to: 310 E. Foothill Blvd., Suite 200, Arcadia, CA 91006 with a copy of the lab report.
- Analyze all samples by PLM by EPA 600/R-93/116.
- Stop analysis of homogeneous groups at first positive that is greater than or equal to 1.0% - *MB*
- All lab reports and invoices are to contain the Project Number from above.
- Unsigned and reports marked draft are unacceptable.
- Report to the attention of: Yesenia Galeana, Phone: (562) 889-1327

Optional Items to be completed by the laboratory (if check marked):  Email Report to:  Info@excecenv.com  Other: ygalcaana@excecenv.com

US Mail Report to:  Originating office check marked above  Other:  Alternate billing address:

Sample No.:	Sample Location - Include Room Information where appropriate	Material Description	Homogeneous Location	No.	Quantity	Percent Damaged
-37	CW5	Roof Maske	CW5 Flashings and Drain	13	25F	0
-38						
-39						
-40	CW6	Roof Core	CW6	14	50SF	0
-41						
-42						

Notes:

11/4/21 4:07 AM

Received By, Date, & Time:

Chaparral (MB) 11/04/2021 10:55

Released By, Date, & Time:





**Industrial Hygiene Laboratory Submittal**  
Asbestos -- PLM

#322120716

**Originating Office**

310 E. Foothill Blvd., Suite 200  
Arcadia, CA 91006  
Phone: 626.441.7050  
Fax: 626.441.0016

**Lab Submitted to:**

AmeriSci  
 EMLab (Glendale)  
 LA Testing

<input checked="" type="checkbox"/> Routine (5 Working Days)	<input type="checkbox"/> RUSH (surcharges may apply)	Project #:	Sampled by:	Size Zip Code:	Sample Date:	Page
	Circle One	6 hours 24 hours 48 hours 3 to 5 days				

**The receiving Laboratory is required to complete the following:**

- All invoices are to be sent to: 310 E. Foothill Blvd., Suite 200, Arcadia, CA 91006 with a copy of the lab report.
- Analyze all samples by PLM by EPA 600/R-93/116.
- Step-analysis of homogeneous-groups at first positive that is greater than or equal to 1.0% MB

**Optional Items to be completed by the laboratory (if check marked):**  Email Report to: Info@excecenv.com  Other: ygalecana@excecenv.com;

US Mail Report to:  Originating office check marked above  Other:  Alternate billing address:

Sample No.:	Sample Location - Include Room Information where appropriate	Material Description	Homogeneous Location	No.	Quantity	Percent Damaged
-43	CW6 W	Roof Mask	CW6 Drain and Flashings in some areas	15	25F	0
-44	NE					
-45	SE					
-46	CW7 N	Roof Core	CW7	16	11054	0
-47	SE					
-48	SW					

**Notes:**

By, Date, & Time: 11/04/21 Matt Barma (0:07AM)

Received By, Date, & Time: Sharon (see)

Released By, Date, & Time: 11/09/2021, 1015



**Industrial Hygiene Laboratory Submittal**  
Asbestos -- PLM

Originating Office

Lab Submitted to:

310 E. Foothill Blvd., Suite 200  
Arcadia, CA 91006  
Phone: 626.441.7050  
Fax: 626.441.0016

AmeriSci  
 EMLab (Glendale)  
 LA Testing

#322120716

Routine (5 Working Days)  RUSH (surcharges may apply) Circle One 6 hours 24 hours 48 hours 3 to 5 days

Project #: 21-Z0172-0138

Sampled by: Matt Barma

Site Zip Code: 91790

Sample Date: 11/03/2021

Page of 9/16

**The receiving Laboratory is required to complete the following:**

Building Name: covered walkway 7, 8

- All invoices are to be sent to: 310 E. Foothill Blvd., Suite 200, Arcadia, CA 91006 with a copy of the lab report.
- Analyze all samples by PLM by EPA 600/R-93/116.
- Step-analysis of homogeneous groups at first positive that is greater than or equal to 1.0% *MB*
- All lab reports and invoices are to contain the Project Number from above.
- Unsigned and reports marked draft are unacceptable.
- Report to the attention of: Yesenia Galeana, Phone: (562) 889-1327

Optional Items to be completed by the laboratory (if check marked):  US Mail Report to:  Originating office check marked above  Other:  Alternate billing address:  Email Report to:  Info@execenv.com  Other: ygalleana@execenv.com;

Sample No.:	Sample Location - Include Room information where appropriate	Material Description	Homogeneous Location	No.	Quantity	Percent Damaged
-49	CW7 NE Flashing	Roof Membrane	CW7 Draining Flashing in same areas	17	25F	0
-50	SE Drain					
-51	SW Flashing					
-52	CW8 NW	Roof Core	CW8	8	1450F	0
-53	Middle					
-54	S					

**Notes:**

11/04/21 (Matt Barma) 10:00AM

Received By, Date, & Time:

*Signature*  
11/04/2021 10:15

Released By, Date, & Time:



**Industrial Hygiene Laboratory Submittal**  
**Asbestos -- PLM**

**Originating Office**  
 310 E. Foothill Blvd., Suite 200  
 Arcadia, CA 91006  
 Phone: 626.441.7050  
 Fax: 626.441.0016

**Lab Submitted to:**  
 AmeriSci  
 EMLab (Glendale)  
 LA Testing

#322120716

Routine (5 Working Days)  RUSH (surcharges may apply) Circle One hours hours hours hours 3 to 5 days

**Project #:** 21-Z0172-0138

**Sampled by:** Matt Barma

**Site Zip Code:** 91790

**Sample Date:** 11/03/2021

**Page of** 6/16

**The receiving Laboratory is required to complete the following:**

- All invoices are to be sent to: 310 E. Foothill Blvd., Suite 200, Arcadia, CA 91006 with a copy of the lab report.
- Analyze all samples by PLM by EPA 600/R-93/116.
- Stop analysis of homogeneous groups at first positive that is greater than or equal to 1.0% *ML*
- All lab reports and invoices are to contain the Project Number from above.
- Unsigned and reports marked draft are unacceptable.
- Report to the attention of: Yesenia Galeana, Phone: (562) 889-1327

**Optional items to be completed by the laboratory (if check marked):**  Email Report to: [Info@execenv.com](mailto:Info@execenv.com)  Other: [ygaleana@execenv.com](mailto:ygaleana@execenv.com);

US Mail Report to:  Originating office check marked above  Other:  Alternate billing address:

Sample No.:	Sample Location - Include Room information where appropriate	Material Description	Homogeneous Location	No.	Quantity	Percent Damaged
-55	CWS NW Drain	Rock Mask	CWS & Drains, Conduit Blakes and Flashing in some areas	19	1555	0
-56	Middle Conduit			1	1	1
-57	SW Flashing			1	1	1
-58	CWS N	Conduit Pass	CWS	20	1555	0
-59	Middle			1	1	1
-60	S			1	1	1

Order ID: 322120716 111 03 0138MB

**Notes:**

By, Date, & Time: 11/04/21 Matthew 10:07AM

Received By, Date, & Time: *Amorose (10/27)* 11/04/2021 10:55

Released By, Date, & Time:

Form: AL-006PLM



**Industrial Hygiene Laboratory Submittal**  
Asbestos -- PLM

#322120716

**Originating Office**  
 310 E. Foothill Blvd., Suite 200  
 Arcadia, CA 91006  
 Phone: 626.441.7050  
 Fax: 626.441.0016

**Lab Submitted to:**  
 AmeriSci  
 EMLab (Glendale)  
 LA Testing

Routine (5 Working Days)     RUSH (surcharges may apply)  
 Circle One    hours 6 24 48    hours 3 to 5 days

**Project #:** 21-Z0172-0138    **Sampled by:** Matt Barma

**Site Zip Code:** 91790    **Sample Date:** 11/03/2021    **Page** 11/16 **of**

**The receiving Laboratory is required to complete the following:**

**Building Name:** Covered walkway #9

- All invoices are to be sent to: 310 E. Foothill Blvd., Suite 200, Arcadia, CA 91006 with a copy of the lab report.
- Analyze all samples by PLM by EPA 600/R-93/116.
- Stop analysis of homogeneous groups at first positive that is greater than or equal to 1.0% *MB*
- All lab reports and invoices are to contain the Project Number from above.
- Unsigned and reports marked draft are unacceptable.
- Report to the attention of: Yesenia Galeana, Phone: (562) 889-1327

**Optional Items to be completed by the laboratory (if check marked):**  Email Report to: [Info@execenv.com](mailto:Info@execenv.com)  Other: [ygalcana@execenv.com](mailto:ygalcana@execenv.com)

US Mail Report to:  Originating office check marked above     Other:     Alternate billing address:

Sample No.:	Sample Location - Include Room information where appropriate	Material Description	Homogeneous Location	No.	Quantity	Percent Damaged
-61	CW9 N	Roof Core	CW9	21	61054	0
-62	Middle					
-63	S					
-64	CW9 N Flashing	Roof Membr	CW9 Drains, Conduit Blats, and Flashings in some areas	22	654	0
-65	Middle Conduits Block					
-66	SW Drain					

OrderID: 322120716... 2111 03 0138MB

**Notes:**

By, Date, & Time: 11/01/21 Matt Barma 10:57AM

Received By, Date, & Time: *Shannon RB* 11/04/2021 10:15

Released By, Date, & Time:

Form: AL-006PLM



**Industrial Hygiene Laboratory Submittal**  
Asbestos -- PLM

Originating Office

Lab Submitted to:

310 E. Foothill Blvd., Suite 200  
Arcadia, CA 91006  
Phone: 626.441.7050  
Fax: 626.441.0016

AmeriSci  
 EMLab (Glendale)  
 LA Testing

Routine Working Days  
 RUSH (surcharges may apply)  
Circle One: 6 hours, 24 hours, 48 hours, 3 to 5 days

Project #: 21-Z0172-0138

Sampled by: Matt Barma

Site Zip Code: 91790

Sample Date: 11/18/2021

Page 12 of 16

**The receiving Laboratory is required to complete the following:**

Building Name: Covered Walkway 10

- All invoices are to be sent to: 310 E. Foothill Blvd., Suite 200, Arcadia, CA 91006 with a copy of the lab report.
- Analyze all samples by PLM by EPA 600/R-93/116.
- Stop analysis of homogeneous groups at first positive that is greater than or equal to 1.0% MS
- All lab reports and invoices are to contain the Project Number from above.
- Unsigned and reports marked draft are unacceptable.
- Report to the attention of: Yesenia Galeana, Phone: (562) 889-1327

Optional Items to be completed by the laboratory (if check marked):  US Mail Report to:  Originating office check marked above  Other:  Alternate billing address:  Email Report to:  Info@execenv.com  Other: ygalcaana@execenv.com;

Sample No.:	Sample Location - Include Room information where appropriate	Material Description	Homogeneous Location	No.	Quantity	Percent Damaged
-61	CW9 N	Conduit Poles	CW9	23	65F	0
-68	Middle					
-69	S					
-70	CW10 N	Post Core	CW10	24	50SF	0
-71	SE					
-72	SW					

Notes:

11/04/21 10:00 AM

Received By, Date, & Time:

*Signature*  
11/04/2021 10:11

Released By, Date, & Time:



**Industrial Hygiene Laboratory Submittal**  
Asbestos -- PLM

#322120716

**Originating Office**  
310 E. Foothill Blvd., Suite 200  
Arcadia, CA 91006  
Phone: 626.441.7050  
Fax: 626.441.0016

**Lab Submitted to:**  
 AmeriSci  
 EMLab (Glendale)  
 LA Testing

Routine Working Days)  RUSH (surcharges may apply)  
Circle One hours hours hours hours 3 to 5 days

Project #: 21-Z0172-0138

Sampled by: Matt Barma

Site Zip Code: 91790

Sample Date: 11/03/2021

Page 13 of 16

**The receiving Laboratory is required to complete the following:**

- All invoices are to be sent to: 310 E. Foothill Blvd., Suite 200, Arcadia, CA 91006 with a copy of the lab report.
- Analyze all samples by PLM by EPA 600/R-93/116.
- Stop analysis of homogeneous groups at first positive that is greater than or equal to 1.0% *MS*
- All lab reports and invoices are to contain the Project Number from above.
- Unsigned and reports marked draft are unacceptable.
- Report to the attention of: Yesenia Galeana, Phone: (562) 889-1327

**Optional Items to be completed by the laboratory (if check marked):**  Email Report to: [Info@excecenv.com](mailto:Info@excecenv.com)  Other: [ygaleana@excecenv.com](mailto:ygaleana@excecenv.com)

US Mail Report to:  Originating office check marked above  Other:  Alternate billing address:

Sample No.:	Sample Location - Include Room Information where appropriate	Material Description	Homogeneous Location	No.	Quantity	Percent Damaged
-73	CW10 NW	Resk Masker	CW10 DRAIN and Elastomeric same days	25	255	0
-74	SE	I	I	I	I	I
-75	W	I	I	I	I	I
-76	CW11 NW	Resk Cone	CW11	26	5055	0
-77	NE	I	I	I	I	I
-78	S	I	I	I	I	I

**Notes:**

OrderID: 322120716 2111 03 0138MB

By, Date, & Time: 11/09/21 Matthew 10:07AM

Received By, Date, & Time: *Sharnock (OB)* 11/09/2021 10:05

Released By, Date, & Time:

#322120710



**Industrial Hygiene Laboratory Submittal**  
Asbestos -- PLM

**Originating Office**  
 310 E. Foothill Blvd., Suite 200  
 Arcadia, CA 91006  
 Phone: 626.441.7050  
 Fax: 626.441.0016

**Lab Submitted to:**  
 AmeriSci  
 EMLab (Glendale)  
 LA Testing

Routine Working Days)  RUSH (surcharges may apply)  
 Circle One hours hours hours days 3 to 5  
 6 24 48  
 Project #: 21-Z0172-0138  
 Sampled by: Matt Barma  
 Site Zip Code: 91790  
 Sample Date: 11/03/2021  
 Page of 14/16

**The receiving Laboratory is required to complete the following:**

- All invoices are to be sent to: 310 E. Foothill Blvd., Suite 200, Arcadia, CA 91006 with a copy of the lab report.
- Analyze all samples by PLM by EPA 600/R-93/116.
- Stop analysis of homogeneous groups at first positive that is greater than or equal to 1.0% *MP*
- All lab reports and invoices are to contain the Project Number from above.
- Unsigned and reports marked draft are unacceptable.
- Report to the attention of: Yesenia Galeana, Phone: (562) 889-1327

**Optional Items to be completed by the laboratory (if check marked):**  Email Report to: [Info@excecerv.com](mailto:Info@excecerv.com)  Other: [ygaleana@excecerv.com](mailto:ygaleana@excecerv.com)

US Mail Report to:  Originating office check marked above  Other:  Alternate billing address:

Sample No.:	Sample Location - Include Room Information where appropriate	Material Description	Homogeneous Location	No.	Quantity	Percent Damaged
-79	Cool NW Glazing	Rock Mask	Cool Drwn and Glazings in same areas	27	25	0
-80	<del>SE Glazing</del>					
-81	W Drwn					
-82	RR Bldg 2 N	Stucco	Restroom Building 2	28	950	0
-83						
-84						

OrderID: 322120716 2111 03 0138MB

**Notes:**  
 By, Date, & Time: 11/04/21 *Noted* 10:07AM  
 Received By, Date, & Time: *Shomrak* 11/04/2021 10:05  
 Released By, Date, & Time:



**Industrial Hygiene Laboratory Submittal**  
Asbestos -- PLM

**Originating Office**

**Lab Submitted to:**

310 E. Foothill Blvd., Suite 200  
Arcadia, CA 91006  
Phone: 626.441.7050  
Fax: 626.441.0016

AmerSci  
 EMLab (Glendale)  
 LA Testing

Routine (5 Working Days)

RUSH (surcharges may apply)  
Circle One: 6 hours, 24 hours, 48 hours, 3 to 5 days

**Project #:**  
21-Z0172-0138

**Sampled by:**  
Matt Barma

**Site Zip Code:**  
91790

**Sample Date:**  
11/03/2021

**Page of**  
5/16

**The receiving Laboratory is required to complete the following:**

- All invoices are to be sent to: 310 E. Foothill Blvd., Suite 200, Arcadia, CA 91006 with a copy of the lab report.
- Analyze all samples by PLM by EPA 600/R-93/116.
- Stop analysis of homogeneous groups at first positive that is greater than or equal to 1.0% *MB*
- All lab reports and invoices are to contain the Project Number from above.
- Unsigned and reports marked draft are unacceptable.
- Report to the attention of: Yesenia Galeana, Phone: (562) 889-1327

**Optional Items to be completed by the laboratory (if check marked):**  Email Report to: [Info@execenv.com](mailto:Info@execenv.com)  Other: [ygaleana@execenv.com](mailto:ygaleana@execenv.com)

US Mail Report to:  Originating office check marked above  Other:  Alternate billing address:

Sample No.:	Sample Location - Include Room information where appropriate	Material Description	Homogeneous Location	No.	Quantity	Percent Damaged
-85	EXTERIOR NE	STUCCO	Building F	29	3500 SF	0
-86	NW					
-87	SE					
-88	SW					
-89	W					

OrderID: 322120716 2111 03 0138MB

Notes:

By, Date, & Time: 11/01/21 Matt Barma (G: 07NA)

Received By, Date, & Time: *Sharon* 11/04/2021 10:05

Released By, Date, & Time:

Form: AL-006PLM

#322120710





**Industrial Hygiene Laboratory Submittal**  
Asbestos -- PLM

#322120716

**Originating Office**

310 E. Foothill Blvd., Suite 200  
Arcadia, CA 91006  
Phone: 626.441.7050  
Fax: 626.441.0016

**Lab Submitted to:**

AmeriSci  
 EMLab (Glendale)  
 LA Testing

Routine (5 Days) Working

RUSH (surcharges may apply)  
Circle One hours hours hours hours 3 to 5 days

Project #: 21-Z0172-0138

Sampled by: Matt Barma

Site Zip Code: 91790

Sample Date: 11/03/2021

Page 16 of 16

**The receiving Laboratory is required to complete the following:**

- All invoices are to be sent to: 310 E. Foothill Blvd., Suite 200, Arcadia, CA 91006 with a copy of the lab report.
- Analyze all samples by PLM by EPA 600/R-93/116.
- Stop analysis of homogeneous groups at first positive that is greater than or equal to 1.0% *MB*
- All lab reports and invoices are to contain the Project Number from above.
- Unsigned and reports marked draft are unacceptable.
- Report to the attention of: Yesenia Galeana, Phone: (562) 889-1327

Optional Items to be completed by the laboratory (if check marked):  Email Report to:  Info@execenv.com  Other: ygaleana@execenv.com;  US Mail Report to:  Originating office check marked above  Other:  Alternate billing address:

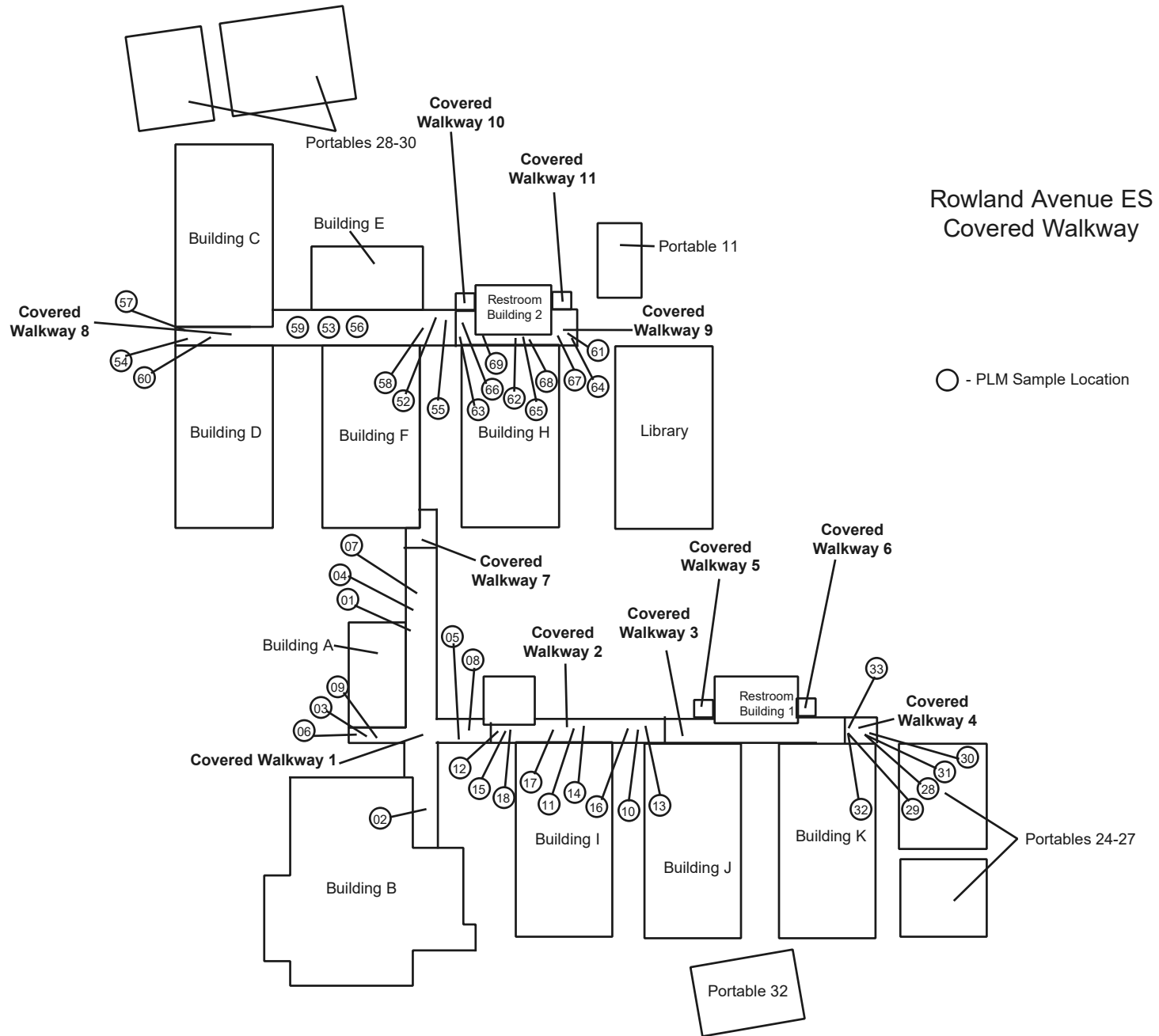
Sample No.:	Sample Location - Include Room Information where appropriate	Material Description	Homogeneous Location	No.	Quantity	Percent Damaged
-90	EXTERIOR N	STUCCO	Restroom Building 1	3	950 SF	0
-91	I S	I	I	I	I	I
-92	I S	I	I	I	I	I

Order ID: 322120716 111 030138MB  
By, Date, & Time: 11/04/21 Matt Barma (626) 7057244

Received By, Date, & Time: *Charmaine* 11/04/2021 10:15

Released By, Date, & Time:

**APPENDIX B – SITE DRAWING**



### Rowland Avenue ES Covered Walkway

○ - PLM Sample Location

**Client:** Covina-Valley USD

**Project #:** 21-Z0172-0138

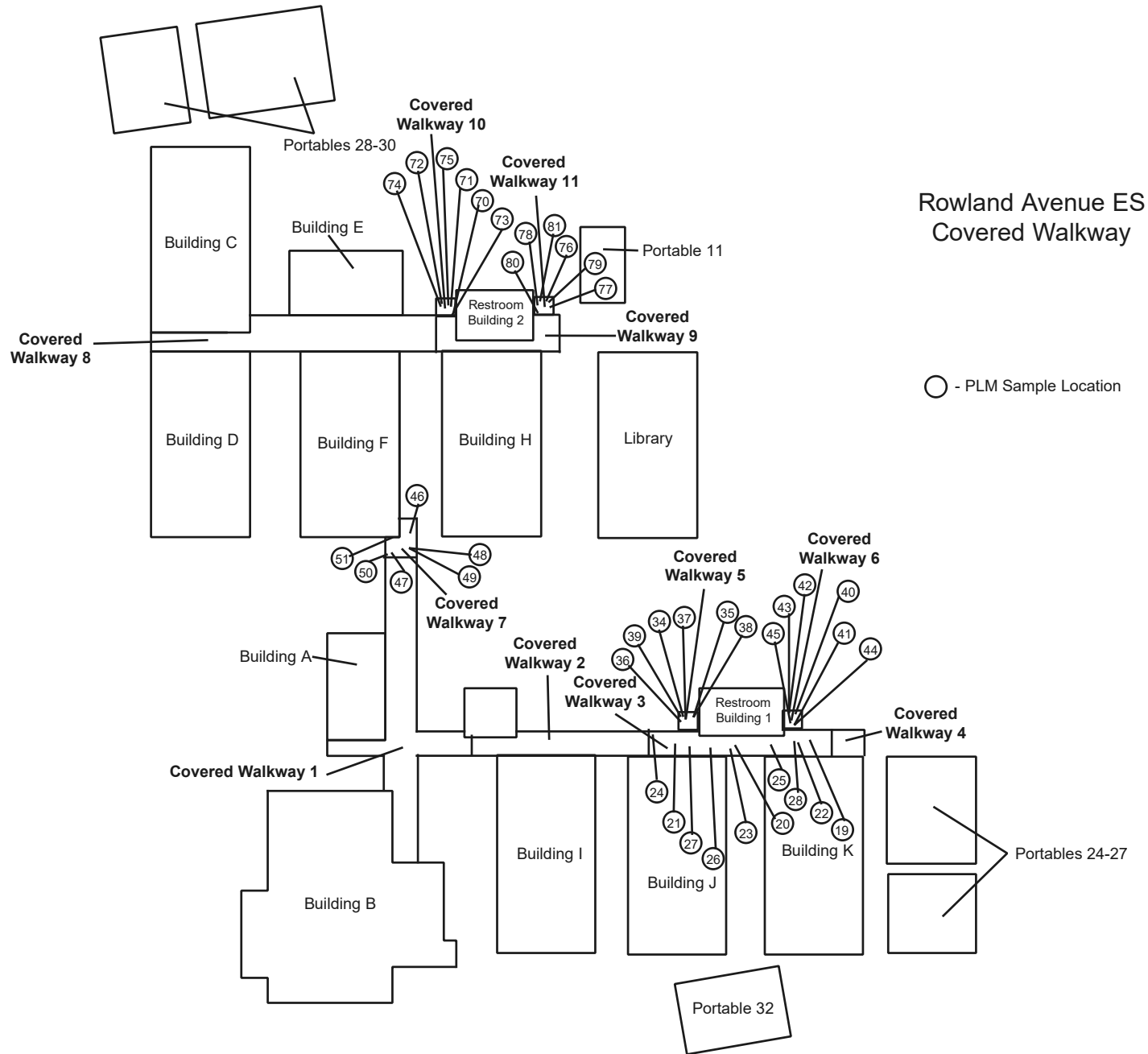
**Info:** PLM Sample Location



**EXECUTIVE ENVIRONMENTAL**  
HEALTH & SAFETY SIMPLIFIED

**Site:** Rowland Avenue ES  
1355 E. Rowland Ave.  
**Address:** West Covina, CA 91790

Drawing Not to Scale - © 2012



### Rowland Avenue ES Covered Walkway

○ - PLM Sample Location

**Client:** Covina-Valley USD

**Project #:** 21-Z0172-0138

**Info:** PLM Sample Location




**EXECUTIVE ENVIRONMENTAL**  
HEALTH & SAFETY SIMPLIFIED

**Site:** Rowland Avenue ES  
1355 E. Rowland Ave.  
**Address:** West Covina, CA 91790

Drawing Not to Scale - © 2012

Restroom Building 1  
Exterior



○ - PLM Sample Location



**Client:** Covina-Valley USD

**Project #:** 21-Z0172-0138

**Info:** PLM Sample Location




**EXECUTIVE ENVIRONMENTAL**  
HEALTH & SAFETY SIMPLIFIED

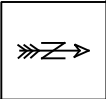
**Site:** Rowland Avenue ES  
1355 E. Rowland Ave.  
**Address:** West Covina, CA 91790

Drawing Not to Scale - © 2012

Restroom Building 2  
Exterior



○ - PLM Sample Location



**Client:** Covina-Valley USD

**Project #:** 21-Z0172-0138

**Info:** PLM Sample Location




**EXECUTIVE ENVIRONMENTAL**  
HEALTH & SAFETY SIMPLIFIED

**Site:** Rowland Avenue ES  
1355 E. Rowland Ave.  
**Address:** West Covina, CA 91790

Drawing Not to Scale - © 2012

Building F  
Exterior



**Client:** Covina-Valley USD

**Project#:** 21-Z0172-0138

**Info:** PLM Sample Location



**EXECUTIVE ENVIRONMENTAL**  
HEALTH & SAFETY SIMPLIFIED

**Site:** Rowland ES  
**Address:** 1355 Rowland Ave,  
West Covina, CA 91790

Drawing Not to Scale - © 2012

## **APPENDIX C – STAFF CERTIFICATION**



State of California  
Division of Occupational Safety and Health  
**Certified Site Surveillance Technician**



**Matthew C. Barna**  
Name

Certification No. **19-6738**

Expires on **01/15/23**

This certification was issued by the Division of Occupational Safety and Health as authorized by Sections 7180 et seq. of the Business and Professions Code.

**APPENDIX F**

**ROWLAND ELEMENTARY SCHOOL  
LIMITED LEAD-BASED PAINT INSPECTION REPORT  
DATED DECEMBER 16, 2021**



Industrial Hygiene • Air Quality • Lead & Asbestos • Training • Health & Safety

## LIMITED LEAD-BASED PAINT INSPECTION REPORT

Conducted at:

ROWLAND AVENUE ELEMENTARY SCHOOL  
COVERED WALKWAYS ROOFING PROJECT  
1355 EAST ROWLAND AVENUE  
WEST COVINA, CALIFORNIA 91790

Prepared for:

MR. BRIAN JOHNSON  
ASSISTANT DIRECTOR OF MAINTENANCE & OPERATION, FACILITIES &  
TRANSPORTATION  
COVINA-VALLEY UNIFIED SCHOOL DISTRICT  
519 EAST BADILLO STREET  
COVINA, CALIFORNIA 91723

Prepared by:


EXECUTIVE ENVIRONMENTAL  
310 EAST FOOTHILL BOULEVARD, SUITE 200  
ARCADIA, CALIFORNIA 91006

Project Number EE 21-Z0172-0138  
December 16, 2021

Report assembled by:

  
Yesenia G. Galeana  
Technical Report Writer  
Executive Environmental

Report generated/reviewed by:

  
Tim Galeana, CLP # 3732  
Senior Project Manager  
Executive Environmental

# Table of Contents

- I. EXECUTIVE SUMMARY
- II. SAMPLING PROTOCOL
- III. SAMPLING METHODOLOGY
- IV. SAMPLE ANALYSIS
- V. CONCLUSIONS/RECOMMENDATIONS
- VI. DISCLAIMER/REPORT LIMITATIONS

## APPENDICES

APPENDIX A – XRF SUMMARY RESULTS

APPENDIX B – SITE DRAWING

APPENDIX C – LEAD HAZARD EVALUATION REPORT

APPENDIX D – XRF PERFORMANCE CHARACTERISTICS SHEET

## LIMITED LEAD-BASED PAINT INSPECTION

**Project Number:** EE 21-Z0172-0138

**Client:** Covina-Valley Unified School District  
519 East Badillo Street  
Covina, California 91723

**Site Location:** Rowland Avenue Elementary School  
Covered Walkways Roofing Project  
1355 East Rowland Avenue  
West Covina, California 91790

**Site Use:** School Property

**Contact Person:** Mr. Brian Johnson  
Assistant Director of Maintenance & Operations, Facilities  
and Transportation  
Phone: (626) 974-7000, ext. 800145

**Inspection Date:** November 3, 2021

**Inspected By:** Mr. Rhys Kuzmic  
Certified Lead Professional, CDPH # 004395

**Report Assembled By:** Ms. Yesenia G. Galeana  
Technical Report Writer

**Report Generated/Reviewed By:** Mr. Tim Galeana  
Certified Lead Professional, CDPH # 0395

---

### **I. EXECUTIVE SUMMARY**

Executive Environmental (EE) provided the services of a Certified Lead Professional (CLP) to conduct a limited lead-based paint inspection at Rowland Avenue Elementary School located at 1355 East Rowland Avenue, West Covina, California. The inspection was conducted as a precursor to the upcoming covered walkways roofing project. EE provided a California Department of Public Health Certified Lead Inspector to conduct the inspection. Regulated lead-based paint was detected during this inspection. EE's CLP conducted these services on November 3, 2021. *This is considered to be a limited inspection. The inspection was limited to exterior surfaces and/or components anticipated to be impacted by the covered walkways roofing project, as directed by the District Representative.*

### **II. SAMPLING PROTOCOL**

According to the United States Department of Housing and Urban Development's (HUD) guideline document, Guidelines for the Evaluation and Control of Lead-Based Paint Hazards in Housing, and Section 1017 of Title X, Residential Lead-Based Paint Hazard

---

Reduction Act of 1992, Public Law 102-550, paint found to have a lead concentration of at least 1.0 mg/cm<sup>2</sup> (milligrams per centimeter squared) by X-Ray Fluorescence (XRF) readings, or 0.5 percent (5000 parts per million) by weight, is regulated as lead-based paint.

Los Angeles County Childhood Lead Poisoning Prevention Program (CLPPP), established in 1991, further regulates that paint found to have a lead concentration greater than 0.7 milligrams per centimeter squared (mg/cm<sup>2</sup>) by XRF readings, or 0.06 weight-to-weight percent by Atomic Absorption Spectrometry (AAS) analysis, is considered to be lead-based paint. The Los Angeles County 0.7 mg/cm<sup>2</sup> action level was used for determining the lead content in this inspection because it is more stringent than the HUD Guidelines.

Any material containing any detectable level of lead is subject to the Occupational Safety and Health Administration's (OSHA) Lead Exposure in Construction Rule 29 Code of Federal Regulation (CFR) 1926.62 and California Code of Regulations Title 8, Section 1532.1 Lead (8CCR1532.1) and Title 8, Section 5198, Lead (8CCR5198). All work that disturbs this type of material must be performed in accordance with this and any other applicable standards.

All facilities built prior to 1979 for residential buildings and prior to 1993 for schools are suspect for lead-containing materials. Federal and state regulations recognize only the following methods of identification: analysis by an XRF instrument, paint bulk sample collection and analysis, or a combination of both. This inspection was conducted via XRF instrumentation. The parameters used to interpret the XRF results are outlined in the HUD guidelines and the XRF Performance Characteristics Sheets (PCS).

### III. SAMPLING METHODOLOGY

A visual inspection of the Covered Walkways was conducted by EE's CLP to identify major site features and surfaces and/or components suspected of being coated with lead-based paint that may be impacted by the covered walkways roofing project. In addition, walls of Building F and Restroom Buildings 1 & 2 were tested as they may be impacted by covered walkways roofing project. After identifying the materials suspected of being coated with a lead-based paint, EE grouped the components, substrates, and room equivalents into testing combinations. A testing combination is defined as the room equivalent, component, and substrate. A room equivalent is an identifiable part of a building (e.g., classrooms, restrooms, mechanical rooms, exterior). Color does not accurately indicate painting history and is not included when assigning testing combinations. If there was any reason to suspect that materials may have been installed or painted at different times, even though they appear uniform, they were assigned to separate testing combinations.

Following the visual inspection, screening for the presence of lead-based paint or ceramic glaze was performed on-site using a portable XRF instrument. The XRF has the ability to measure lead content in paint and ceramic glaze within the range of 0 to 50 milligrams per centimeter squared (mg/cm<sup>2</sup>). The on-site inspection capability of the XRF instrument typically reduces the number of paint-chip samples that may need to be collected and sent for laboratory analysis. The portable XRF instrument used in this inspection was manufactured by Heuresis.

The following specifications apply to the Viken Detection XRF (formerly Heuresis):

- Ability to report Positive and Negative determination at 1.0mg lead/cm<sup>2</sup> with 2-sigma confidence with measurement time of 1-3 nominal seconds on mast lead paint samples.
- Detects lead at 0.1 mg/cm<sup>2</sup> with 2-sigma confidence with a measurement time of 1 second on most samples.
- Equipped with a <sup>57</sup>Co sealed source, 5mCi (185 MBq), radioactive source. Substrate effects are automatically corrected through a complex algorithm and calibration.

## VI. SAMPLE ANALYSIS

According to local, state and federal standards, the following surfaces and/or components that were analyzed with the Viken Detection XRF (formerly Heuresis) XRF instrument during this inspection are considered to be coated with a regulated lead-based paint.

<b>SAMPLE ANALYSIS DATA</b> Rowland Avenue Elementary School 1355 East Rowland Avenue West Covina, California 91790				
Location	Component	Substrate	Estimated Quantity	XRF Result Mg/cm <sup>2</sup>
<b>Covered Walkways</b>				
Covered Walkway No. 1	Ceiling <sup>A</sup>	Wood	2,500 Square Feet	1.8
Covered Walkway No. 2			950 Square Feet	0.7
Covered Walkway No. 3			950 Square Feet	0.7
Covered Walkway No. 6			50 Square Feet	0.7
Covered Walkway No. 7			110 Square Feet	3.2
Covered Walkway No. 8			1,450 Square Feet	0.9
Covered Walkway No. 9			610 Square Feet	0.8
Covered Walkway No. 11			50 Square Feet	0.7

*Note: This table must be used in conjunction with the entire report.*

<sup>A</sup> NOTE: 1) The wood ceilings have some peeling and dry rot in select areas.

<b>SAMPLE ANALYSIS DATA</b> Rowland Avenue Elementary School 1355 East Rowland Avenue West Covina, California 91790				
Location	Component	Substrate	Estimated Quantity	XRF Result Mg/cm <sup>2</sup>
<b>Covered Walkways</b>				
Covered Walkway No. 1	Fascia	Wood	40 Linear Feet	0.8
Covered Walkway No. 6			25 Linear Feet	0.7
Covered Walkway No. 1 at east side of Building A	Flashing	Metal	24 Linear Feet	0.9
Covered Walkway No. 9, side B	Gutter	Metal	3 Linear Feet	1.1
No regulated lead-based paint was identified on exterior surfaces and/or components anticipated to be impacted by the Roofing Project of Covered Walkways No. 4, 5 and 10.				
<b>Building F</b>				
No regulated lead-based paint was identified on exterior walls that may be impacted by the covered walkways roofing project.				
<b>Restrooms Buildings No. 1 and 2</b>				
Restroom No. 1	Walls and Overhangs	Stucco	950 Square Feet	1.1, 0.9
No regulated lead-based paint was identified on exterior walls that may be impacted by the covered walkways roofing project Restroom Building No. 2				

*Note: This table must be used in conjunction with the entire report*

## V. CONCLUSIONS/RECOMMENDATIONS

EE conducted a limited lead-based paint inspection of Rowland Avenue Elementary School located at 1355 East Rowland Avenue, West Covina, California. The following conclusions and/or recommendations apply:

### **Limited Lead-Based Paint Inspection**

- Exterior surfaces/components of the Covered Walkways, Building F and Restrooms Buildings No. 1 & 2 anticipated to be impacted by the covered walkways roofing project were tested via the Viken Detection XRF (formerly Heuresis XRF for the presence of lead.
- The items listed in the previous tables were identified as being coated with a regulated lead-based paint.
- The painted surfaces/components tested were observed to be in peeling nctact condition during this inspection.



- A fully representative number of XRF readings were taken at the project site. The results of these assays are presented in the XRF Summary Results spreadsheets.

It is recommended that all renovation, remodeling, construction, or demolition actions that might potentially disturb surfaces covered with lead-based paint and/or ceramic glaze be performed by properly trained and qualified personnel.

## **VI. DISCLAIMER/REPORT LIMITATIONS**

All reports and recommendations are based on conditions and practices observed and information made available to Executive Environmental (EE) by the client and the designated sites/facilities on the days sampling was conducted. This report does not purport to set forth all hazards, nor to indicate that other hazards do not exist. No responsibility is assumed by EE for the control or correction of conditions or practices existing at the facilities, or at any other premises surveyed by EE, for and on the behalf of the client. Services provided by EE shall be governed by the standard of practice for professional services measured at the time those services are rendered.

All information contained in this report is proprietary and limited to the scope of services, parameters of the analytical methods used and the conditions present at the time of this inspection. Any references to quantities are considered estimates and are not to be construed as actual.

## **APPENDIX A – XRF SUMMARY RESULTS**

Covina-Valley Unified School District  
Rowland Elementary School

Reading #	Date	Building	Room	Component	Substrate	Side	Condition	Concentration	Result
1	11/3/21			Calibrate				0.9	Positive
2	11/3/21			Calibrate				0.9	Positive
3	11/3/21			Calibrate				0.9	Positive
<b>4</b>	<b>11/3/21</b>	<b>Campus</b>	<b>Covered Walkway 1</b>	<b>Ceiling</b>	<b>Wood</b>	<b>Upper</b>	<b>Intact</b>	<b>1.8</b>	<b>Positive</b>
5	11/3/21	Campus	Covered Walkway 1	Fascia	Wood	A	Intact	0.6	Negative
6	11/3/21	Campus	Covered Walkway 1	Fascia	Wood	A	Intact	0.4	Negative
7	11/3/21	Campus	Covered Walkway 1	Fascia	Wood	A	Intact	0.2	Negative
8	11/3/21	Campus	Covered Walkway 1	Fascia	Wood	A	Intact	0.3	Negative
9	11/3/21	Campus	Covered Walkway 1	Drip edge	Metal	A	Intact	0	Negative
10	11/3/21	Campus	Covered Walkway 1	Drip edge	Metal	A	Intact	0.2	Negative
11	11/3/21	Campus	Covered Walkway 1	Fascia	Wood	A	Intact	-0.1	Negative
12	11/3/21	Campus	Covered Walkway 1	Fascia	Wood	A	Intact	0.4	Negative
13	11/3/21	Campus	Covered Walkway 1	Drip edge	Metal	A	Intact	0.2	Negative
14	11/3/21	Campus	Covered Walkway 1	Drip edge	Metal	C	Intact	0.2	Negative
<b>15</b>	<b>11/3/21</b>	<b>Campus</b>	<b>Covered Walkway 1</b>	<b>Fascia</b>	<b>Wood</b>	<b>C</b>	<b>Intact</b>	<b>0.8</b>	<b>Positive</b>
16	11/3/21	Campus	Covered Walkway 1	Gutter	Metal	C	Intact	-0.2	Negative
17	11/3/21	Campus	Covered Walkway 1	Drip edge	Metal	B	Intact	0.2	Negative
18	11/3/21	Campus	Covered Walkway 1	Drip edge	Metal	D	Intact	0.3	Negative
19	11/3/21	Campus	Covered Walkway 1	Flashing	Metal	Roof	Intact	0.2	Negative
20	11/3/21	Campus	Covered Walkway 1	Flashing	Metal	Roof	Intact	-0.2	Negative
21	11/3/21	Campus	Covered Walkway 1	Flashing	Metal	Roof	Intact	-0.4	Negative
22	11/3/21	Campus	Covered Walkway 1	Flashing	Metal	Roof	Intact	0	Negative
23	11/3/21	Campus	Covered Walkway 1	Drip edge	Metal	D	Intact	0.3	Negative
<b>24</b>	<b>11/3/21</b>	<b>Campus</b>	<b>Covered Walkway 1</b>	<b>Flashing</b>	<b>Metal</b>	<b>Roof</b>	<b>Intact</b>	<b>0.9</b>	<b>Positive</b>
25	11/3/21	Campus	Covered Walkway 2	Flashing	Metal	Roof	Intact	0.1	Negative
26	11/3/21	Campus	Covered Walkway 2	Flashing	Metal	Roof	Intact	0.1	Negative
27	11/3/21	Campus	Covered Walkway 2	Flashing	Metal	Roof	Intact	0.1	Negative
28	11/3/21	Campus	Covered Walkway 2	Ceiling	Wood	Upper	Intact	0.5	Negative
29	11/3/21	Campus	Covered Walkway 2	Ceiling	Wood	Upper	Intact	0.5	Negative
30	11/3/21	Campus	Covered Walkway 2	Ceiling	Wood	Upper	Intact	0.3	Negative
31	11/3/21	Campus	Covered Walkway 2	Ceiling	Wood	Upper	Intact	0.6	Negative

Covina-Valley Unified School District  
Rowland Elementary School

Reading #	Date	Building	Room	Component	Substrate	Side	Condition	Concentration	Result
32	11/3/21	Campus	Covered Walkway 2	Ceiling	Wood	Upper	Intact	0.6	Negative
33	11/3/21	Campus	Covered Walkway 2	Ceiling	Wood	Upper	Intact	0.4	Negative
34	11/3/21	Campus	Covered Walkway 2	Ceiling	Wood	Upper	Intact	0.6	Negative
35	11/3/21	Campus	Covered Walkway 2	Ceiling	Wood	Upper	Intact	0.6	Negative
36	11/3/21	Campus	Covered Walkway 2	Ceiling	Wood	Upper	Intact	0.4	Negative
<b>37</b>	<b>11/3/21</b>	<b>Campus</b>	<b>Covered Walkway 2</b>	<b>Ceiling</b>	<b>Wood</b>	<b>Upper</b>	<b>Intact</b>	<b>0.7</b>	<b>Positive</b>
38	11/3/21	Campus	Covered Walkway 2	Fascia	Wood	B	Intact	0.4	Negative
39	11/3/21	Campus	Covered Walkway 2	Drip edge	Metal	B	Intact	0.3	Negative
40	11/3/21	Campus	Covered Walkway 2	Drip edge	Metal	B	Intact	0.2	Negative
41	11/3/21	Campus	Covered Walkway 2	Fascia	Wood	B	Peeling	0.4	Negative
42	11/3/21	Campus	Covered Walkway 2	Fascia	Wood	B	Peeling	0.3	Negative
43	11/3/21	Campus	Covered Walkway 2	Fascia	Wood	B	Peeling	0.4	Negative
44	11/3/21	Campus	Covered Walkway 2	Drip edge	Metal	B	Intact	0.3	Negative
45	11/3/21	Campus	Covered Walkway 2	Drip edge	Metal	B	Intact	0.4	Negative
46	11/3/21	Campus	Covered Walkway 2	Drip edge	Metal	D	Intact	0.3	Negative
47	11/3/21	Campus	Covered Walkway 2	Fascia	Wood	D	Intact	0.4	Negative
48	11/3/21	Campus	Covered Walkway 2	Fascia	Wood	D	Intact	0.3	Negative
49	11/3/21	Campus	Covered Walkway 2	Fascia	Wood	D	Intact	0.4	Negative
50	11/3/21	Campus	Covered Walkway 2	Drip edge	Metal	D	Intact	0.4	Negative
51	11/3/21	Campus	Covered Walkway 2	Fascia	Wood	D	Peeling	0.4	Negative
52	11/3/21	Campus	Covered Walkway 3	Ceiling	Wood	Upper	Intact	0.4	Negative
53	11/3/21	Campus	Covered Walkway 3	Ceiling	Wood	Upper	Intact	0.2	Negative
<b>54</b>	<b>11/3/21</b>	<b>Campus</b>	<b>Covered Walkway 3</b>	<b>Ceiling</b>	<b>Wood</b>	<b>Upper</b>	<b>Intact</b>	<b>0.7</b>	<b>Positive</b>
55	11/3/21	Campus	Covered Walkway 3	Fascia	Wood	B	Intact	0.2	Negative
56	11/3/21	Campus	Covered Walkway 3	Fascia	Wood	B	Intact	0.2	Negative
57	11/3/21	Campus	Covered Walkway 3	Drip edge	Metal	B	Intact	0.1	Negative
58	11/3/21	Campus	Covered Walkway 3	Drip edge	Metal	B	Intact	0.3	Negative
59	11/3/21	Campus	Covered Walkway 3	Fascia	Wood	B	Intact	0.5	Negative
60	11/3/21	Campus	Covered Walkway 3	Fascia	Wood	B	Intact	0.4	Negative
61	11/3/21	Campus	Covered Walkway 3	Drip edge	Metal	B	Intact	0.3	Negative
62	11/3/21	Campus	Covered Walkway 3	Drip edge	Metal	B	Intact	0.4	Negative
63	11/3/21	Campus	Covered Walkway 3	Fascia	Wood	B	Peeling	0.1	Negative
64	11/3/21	Campus	Covered Walkway 3	Fascia	Wood	B	Peeling	0.4	Negative

Covina-Valley Unified School District  
Rowland Elementary School

Reading #	Date	Building	Room	Component	Substrate	Side	Condition	Concentration	Result
65	11/3/21	Campus	Covered Walkway 3	Fascia	Wood	D	Intact	0.2	Negative
66	11/3/21	Campus	Covered Walkway 3	Drip edge	Metal	D	Intact	0.3	Negative
67	11/3/21	Campus	Covered Walkway 3	Drip edge	Metal	D	Intact	0.1	Negative
68	11/3/21	Campus	Covered Walkway 3	Fascia	Wood	D	Intact	0.1	Negative
69	11/3/21	Campus	Covered Walkway 3	Fascia	Wood	D	Intact	0.3	Negative
70	11/3/21	Campus	Covered Walkway 3	Drip edge	Wood	D	Intact	0.3	Negative
71	11/3/21	Campus	Covered Walkway 3	Flashing	Metal	Roof	Intact	0.1	Negative
72	11/3/21	Campus	Covered Walkway 3	Flashing	Metal	Roof	Intact	-0.1	Negative
73	11/3/21	Campus	Covered Walkway 3	Flashing	Metal	Roof	Intact	0.1	Negative
74	11/3/21	Campus	Covered Walkway 3	Flashing	Metal	Roof	Intact	0.2	Negative
75	11/3/21	Campus	Covered Walkway 3	Flashing	Metal	Roof	Intact	0.2	Negative
76	11/3/21	Campus	Covered Walkway 4	Flashing	Metal	Roof	Intact	0.2	Negative
77	11/3/21	Campus	Covered Walkway 4	Flashing	Metal	Roof	Intact	0.2	Negative
78	11/3/21	Campus	Covered Walkway 4	Flashing	Metal	Roof	Intact	-0.2	Negative
79	11/3/21	Campus	Covered Walkway 4	Flashing	Metal	Roof	Intact	0	Negative
80	11/3/21	Campus	Covered Walkway 4	Flashing	Metal	Roof	Intact	-0.1	Negative
81	11/3/21	Campus	Covered Walkway 4	Ceiling	Wood	Upper	Intact	0.4	Negative
82	11/3/21	Campus	Covered Walkway 4	Ceiling	Wood	Upper	Intact	0.4	Negative
83	11/3/21	Campus	Covered Walkway 4	Ceiling	Wood	Upper	Intact	0.4	Negative
84	11/3/21	Campus	Covered Walkway 4	Ceiling	Wood	Upper	Intact	0.5	Negative
85	11/3/21	Campus	Covered Walkway 4	Ceiling	Wood	Upper	Intact	0.2	Negative
86	11/3/21	Campus	Covered Walkway 4	Ceiling	Wood	Upper	Intact	0.4	Negative
87	11/3/21	Campus	Covered Walkway 4	Ceiling	Wood	Upper	Intact	0.1	Negative
88	11/3/21	Campus	Covered Walkway 4	Ceiling	Wood	Upper	Intact	0.3	Negative
89	11/3/21	Campus	Covered Walkway 4	Fascia	Wood	B	Intact	0.4	Negative
90	11/3/21	Campus	Covered Walkway 4	Fascia	Wood	B	Intact	0.2	Negative
91	11/3/21	Campus	Covered Walkway 4	Drip edge	Metal	B	Intact	0.3	Negative
92	11/3/21	Campus	Covered Walkway 4	Drip edge	Metal	B	Intact	0.3	Negative
93	11/3/21	Campus	Covered Walkway 4	Drip edge	Metal	C	Intact	0.3	Negative
94	11/3/21	Campus	Covered Walkway 4	Fascia	Wood	C	Intact	0.3	Negative
95	11/3/21	Campus	Covered Walkway 4	Fascia	Wood	D	Intact	0.5	Negative
96	11/3/21	Campus	Covered Walkway 4	Drip edge	Metal	D	Intact	0.4	Negative
97	11/3/21	Campus	Covered Walkway 4	Fascia	Wood	D	Intact	0.5	Negative

Covina-Valley Unified School District  
Rowland Elementary School

Reading #	Date	Building	Room	Component	Substrate	Side	Condition	Concentration	Result
98	11/3/21	Campus	Covered Walkway 5	Ceiling	Wood	Upper	Intact	0.6	Negative
99	11/3/21	Campus	Covered Walkway 5	Ceiling	Wood	Upper	Intact	0.3	Negative
100	11/3/21	Campus	Covered Walkway 5	Ceiling	Wood	Upper	Intact	0.6	Negative
101	11/3/21	Campus	Covered Walkway 5	Ceiling	Wood	Upper	Intact	0.6	Negative
102	11/3/21	Campus	Covered Walkway 5	Ceiling	Wood	Upper	Intact	0.6	Negative
103	11/3/21	Campus	Covered Walkway 5	Ceiling	Wood	Upper	Intact	0.4	Negative
104	11/3/21	Campus	Covered Walkway 5	Fascia	Wood	A	Intact	-0.1	Negative
105	11/3/21	Campus	Covered Walkway 5	Fascia	Wood	A	Intact	0.1	Negative
106	11/3/21	Campus	Covered Walkway 5	Drip edge	Metal	A	Intact	0.3	Negative
107	11/3/21	Campus	Covered Walkway 5	Drip edge	Metal	A	Intact	0.3	Negative
108	11/3/21	Campus	Covered Walkway 5	Drip edge	Metal	B	Peeling	0.3	Negative
109	11/3/21	Campus	Covered Walkway 5	Fascia	Wood	B	Peeling	0.3	Negative
110	11/3/21	Campus	Covered Walkway 5	Fascia	Wood	B	Peeling	0.4	Negative
111	11/3/21	Campus	Covered Walkway 5	Fascia	Wood	D	Intact	0.3	Negative
112	11/3/21	Campus	Covered Walkway 5	Fascia	Wood	C	Intact	0.3	Negative
113	11/3/21	Campus	Covered Walkway 5	Drip edge	Metal	C	Intact	-0.1	Negative
114	11/3/21	Campus	Covered Walkway 6	Drip edge	Metal	B	Intact	0.4	Negative
115	11/3/21	Campus	Covered Walkway 6	Fascia	Wood	B	Intact	0.4	Negative
116	11/3/21	Campus	Covered Walkway 6	Fascia	Wood	C	Intact	0.4	Negative
117	11/3/21	Campus	Covered Walkway 6	Drip edge	Metal	C	Intact	0.3	Negative
118	11/3/21	Campus	Covered Walkway 6	Fascia	Wood	A	Intact	-0.3	Negative
<b>119</b>	<b>11/3/21</b>	<b>Campus</b>	<b>Covered Walkway 6</b>	<b>Fascia</b>	<b>Wood</b>	<b>D</b>	<b>Intact</b>	<b>0.7</b>	<b>Positive</b>
120	11/3/21	Campus	Covered Walkway 6	Ceiling	Wood	Upper	Intact	0.3	Negative
121	11/3/21	Campus	Covered Walkway 6	Ceiling	Wood	Upper	Intact	0.3	Negative
122	11/3/21	Campus	Covered Walkway 6	Ceiling	Wood	Upper	Intact	0.3	Negative
<b>123</b>	<b>11/3/21</b>	<b>Campus</b>	<b>Covered Walkway 6</b>	<b>Ceiling</b>	<b>Wood</b>	<b>Upper</b>	<b>Intact</b>	<b>0.7</b>	<b>Positive</b>
124	11/3/21	Campus	Covered Walkway 6	Flashing	Metal	Roof	Intact	0.2	Negative
125	11/3/21	Campus	Covered Walkway 6	Flashing	Metal	Roof	Intact	-0.2	Negative
126	11/3/21	Campus	Covered Walkway 6	Flashing	Metal	Roof	Intact	0	Negative
127	11/3/21	Campus	Covered Walkway 5	Flashing	Metal	Roof	Intact	-0.3	Negative
128	11/3/21	Campus	Covered Walkway 5	Flashing	Metal	Roof	Intact	0.1	Negative
129	11/3/21	Campus	Covered Walkway 5	Flashing	Metal	Roof	Intact	0.1	Negative
130	11/3/21			Calibrate				0.9	Positive

Covina-Valley Unified School District  
Rowland Elementary School

Reading #	Date	Building	Room	Component	Substrate	Side	Condition	Concentration	Result
131	11/3/21			Calibrate				0.9	Positive
132	11/3/21			Calibrate				1	Positive
<b>133</b>	<b>11/3/21</b>	<b>Campus</b>	<b>Covered Walkway 7</b>	<b>Ceiling</b>	<b>Wood</b>	<b>Upper</b>	<b>Intact</b>	<b>3.2</b>	<b>Positive</b>
134	11/3/21	Campus	Covered Walkway 7	Fascia	Wood	A	Intact	-0.2	Negative
135	11/3/21	Campus	Covered Walkway 7	Fascia	Wood	A	Intact	-0.3	Negative
136	11/3/21	Campus	Covered Walkway 7	Drip edge	Metal	A	Intact	0.2	Negative
137	11/3/21	Campus	Covered Walkway 7	Drip edge	Metal	A	Intact	0	Negative
138	11/3/21	Campus	Covered Walkway 7	Drip edge	Metal	B	Intact	0.3	Negative
139	11/3/21	Campus	Covered Walkway 7	Fascia	Wood	B	Intact	-0.1	Negative
140	11/3/21	Campus	Covered Walkway 7	Fascia	Wood	C	Intact	0.4	Negative
141	11/3/21	Campus	Covered Walkway 7	Drip edge	Metal	C	Intact	0.1	Negative
142	11/3/21	Campus	Covered Walkway 8	Ceiling	Wood	Upper	Intact	0.6	Negative
143	11/3/21	Campus	Covered Walkway 8	Ceiling	Wood	Upper	Intact	0.6	Negative
144	11/3/21	Campus	Covered Walkway 8	Ceiling	Wood	Upper	Intact	0.6	Negative
145	11/3/21	Campus	Covered Walkway 8	Ceiling	Wood	Upper	Intact	0.3	Negative
146	11/3/21	Campus	Covered Walkway 8	Ceiling	Wood	Upper	Intact	0.4	Negative
147	11/3/21	Campus	Covered Walkway 8	Ceiling	Wood	Upper	Intact	0	Negative
<b>148</b>	<b>11/3/21</b>	<b>Campus</b>	<b>Covered Walkway 8</b>	<b>Ceiling</b>	<b>Wood</b>	<b>Upper</b>	<b>Intact</b>	<b>0.9</b>	<b>Positive</b>
149	11/3/21	Campus	Covered Walkway 8	Fascia	Wood	A	Intact	-0.1	Negative
150	11/3/21	Campus	Covered Walkway 8	Fascia	Wood	A	Intact	-0.1	Negative
151	11/3/21	Campus	Covered Walkway 8	Drip edge	Metal	A	Intact	0.3	Negative
152	11/3/21	Campus	Covered Walkway 8	Drip edge	Metal	B	Intact	0.2	Negative
153	11/3/21	Campus	Covered Walkway 8	Fascia	Wood	B	Intact	0.5	Negative
154	11/3/21	Campus	Covered Walkway 8	Fascia	Wood	B	Intact	0.3	Negative
155	11/3/21	Campus	Covered Walkway 8	Fascia	Wood	B	Intact	0.4	Negative
156	11/3/21	Campus	Covered Walkway 8	Drip edge	Metal	B	Intact	0.3	Negative
157	11/3/21	Campus	Covered Walkway 8	Drip edge	Metal	B	Intact	0.2	Negative
158	11/3/21	Campus	Covered Walkway 8	Fascia	Wood	B	Peeling	0.3	Negative
159	11/3/21	Campus	Covered Walkway 8	Fascia	Wood	B	Intact	0.4	Negative
160	11/3/21	Campus	Covered Walkway 8	Drip edge	Metal	B	Intact	0	Negative
161	11/3/21	Campus	Covered Walkway 8	Drip edge	Metal	B	Intact	0.3	Negative
162	11/3/21	Campus	Covered Walkway 8	Fascia	Wood	B	Peeling	0.4	Negative
163	11/3/21	Campus	Covered Walkway 8	Fascia	Wood	B	Peeling	0.2	Negative

Covina-Valley Unified School District  
Rowland Elementary School

Reading #	Date	Building	Room	Component	Substrate	Side	Condition	Concentration	Result
164	11/3/21	Campus	Covered Walkway 8	Fascia	Wood	D	Peeling	0.4	Negative
165	11/3/21	Campus	Covered Walkway 8	Drip edge	Metal	D	Intact	0.4	Negative
166	11/3/21	Campus	Covered Walkway 8	Drip edge	Metal	D	Intact	0.3	Negative
167	11/3/21	Campus	Covered Walkway 8	Fascia	Wood	D	Intact	0.3	Negative
168	11/3/21	Campus	Covered Walkway 8	Fascia	Wood	D	Intact	0.4	Negative
169	11/3/21	Campus	Covered Walkway 8	Drip edge	Metal	D	Intact	0.4	Negative
170	11/3/21	Campus	Covered Walkway 8	Conduit	Metal	D	Intact	0	Negative
171	11/3/21	Campus	Covered Walkway 8	Conduit	Metal	D	Intact	0.1	Negative
172	11/3/21	Campus	Covered Walkway 8	Drip edge	Metal	D	Intact	0	Negative
173	11/3/21	Campus	Covered Walkway 8	Fascia	Wood	D	Intact	0.4	Negative
174	11/3/21	Campus	Covered Walkway 9	Ceiling	Wood	Upper	Intact	0.5	Negative
175	11/3/21	Campus	Covered Walkway 9	Ceiling	Wood	Upper	Intact	0.6	Negative
176	11/3/21	Campus	Covered Walkway 9	Ceiling	Wood	Upper	Intact	0.6	Negative
<b>177</b>	<b>11/3/21</b>	<b>Campus</b>	<b>Covered Walkway 9</b>	<b>Ceiling</b>	<b>Wood</b>	<b>Upper</b>	<b>Intact</b>	<b>0.8</b>	<b>Positive</b>
178	11/3/21	Campus	Covered Walkway 9	Fascia	Wood	B	Intact	0.1	Negative
179	11/3/21	Campus	Covered Walkway 9	Drip edge	Metal	B	Intact	0.3	Negative
180	11/3/21	Campus	Covered Walkway 9	Drip edge	Metal	B	Intact	0.3	Negative
181	11/3/21	Campus	Covered Walkway 9	Fascia	Wood	B	Intact	0.1	Negative
182	11/3/21	Campus	Covered Walkway 9	Fascia	Wood	B	Intact	0.4	Negative
183	11/3/21	Campus	Covered Walkway 9	Drip edge	Metal	B	Intact	0.3	Negative
184	11/3/21	Campus	Covered Walkway 9	Drip edge	Metal	B	Intact	0.2	Negative
185	11/3/21	Campus	Covered Walkway 9	Fascia	Wood	B	Intact	0	Negative
186	11/3/21	Campus	Covered Walkway 9	Fascia	Wood	C	Intact	0.4	Negative
187	11/3/21	Campus	Covered Walkway 9	Drip edge	Metal	C	Intact	0.4	Negative
188	11/3/21	Campus	Covered Walkway 9	Drip edge	Metal	D	Intact	0.4	Negative
189	11/3/21	Campus	Covered Walkway 9	Fascia	Wood	D	Intact	0.4	Negative
190	11/3/21	Campus	Covered Walkway 9	Fascia	Wood	D	Intact	0	Negative
191	11/3/21	Campus	Covered Walkway 9	Drip edge	Metal	D	Intact	0.6	Negative
192	11/3/21	Campus	Covered Walkway 9	Drip edge	Metal	D	Intact	0.3	Negative
193	11/3/21	Campus	Covered Walkway 9	Fascia	Wood	D	Peeling	0.2	Negative
194	11/3/21	Campus	Covered Walkway 9	Fascia	Wood	D	Peeling	-0.3	Negative
195	11/3/21	Campus	Covered Walkway 9	Conduit	Metal	D	Intact	0.6	Negative
196	11/3/21	Campus	Covered Walkway 9	Conduit	Metal	D	Intact	0	Negative



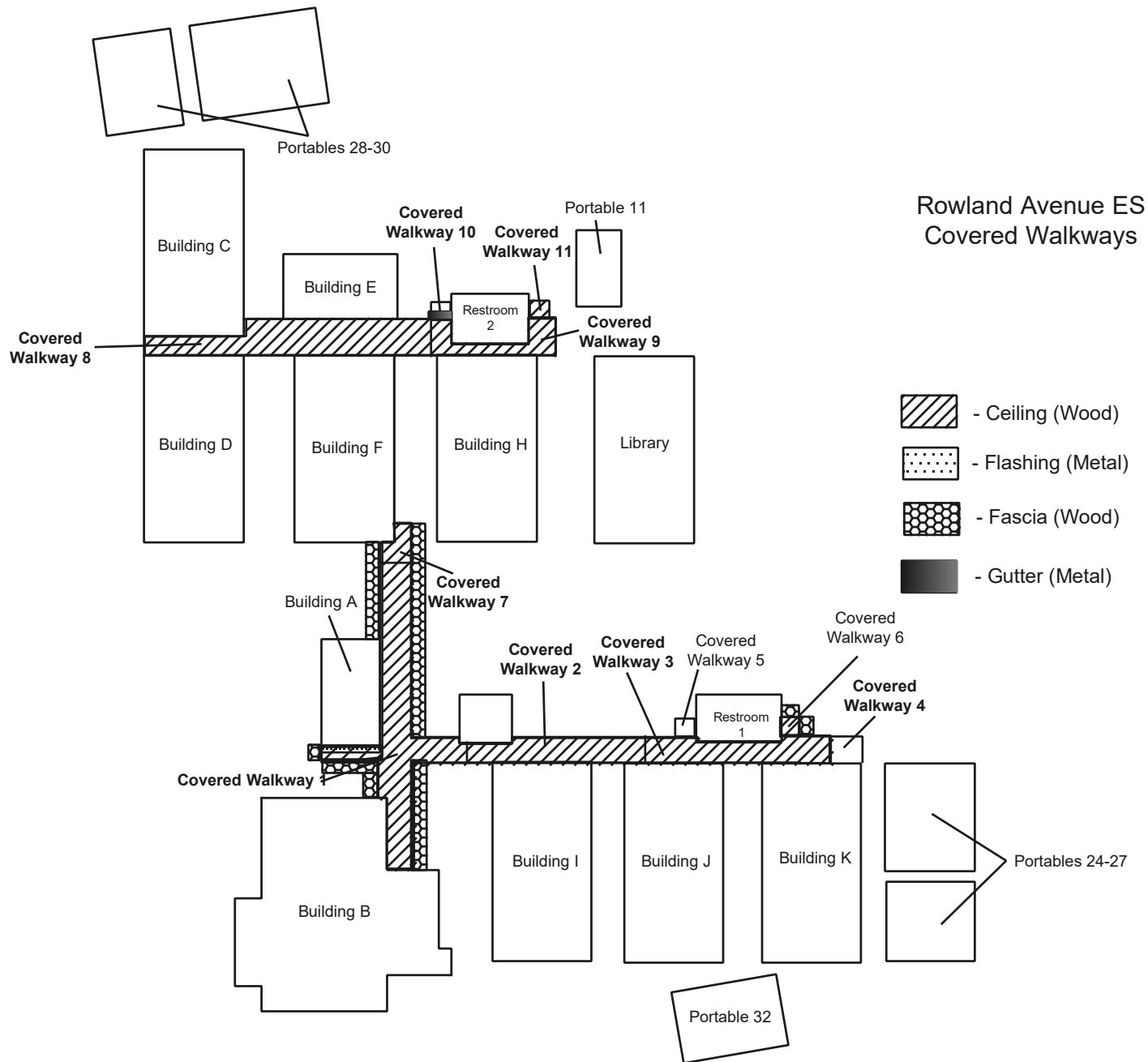
Covina-Valley Unified School District  
Rowland Elementary School

Reading #	Date	Building	Room	Component	Substrate	Side	Condition	Concentration	Result
197	11/3/21	Campus	Covered Walkway 10	Ceiling	Wood	Upper	Intact	0.2	Negative
198	11/3/21	Campus	Covered Walkway 10	Ceiling	Wood	Upper	Intact	0.4	Negative
199	11/3/21	Campus	Covered Walkway 10	Ceiling	Wood	Upper	Intact	0.4	Negative
200	11/3/21	Campus	Covered Walkway 10	Ceiling	Wood	Upper	Intact	0.4	Negative
201	11/3/21	Campus	Covered Walkway 10	Ceiling	Wood	Upper	Peeling	0.4	Negative
202	11/3/21	Campus	Covered Walkway 10	Ceiling	Wood	Upper	Peeling	0.2	Negative
203	11/3/21	Campus	Covered Walkway 10	Fascia	Wood	A	Peeling	0.2	Negative
204	11/3/21	Campus	Covered Walkway 10	Fascia	Wood	A	Peeling	-0.1	Negative
205	11/3/21	Campus	Covered Walkway 10	Drip edge	Metal	A	Intact	0.4	Negative
206	11/3/21	Campus	Covered Walkway 10	Drip edge	Metal	B	Intact	0.3	Negative
207	11/3/21	Campus	Covered Walkway 10	Fascia	Wood	B	Intact	0.2	Negative
208	11/3/21	Campus	Covered Walkway 10	Fascia	Wood	B	Intact	0.1	Negative
209	11/3/21	Campus	Covered Walkway 10	Fascia	Wood	C	Intact	0.4	Negative
210	11/3/21	Campus	Covered Walkway 10	Fascia	Wood	D	Intact	0	Negative
211	11/3/21	Campus	Covered Walkway 11	Ceiling	Wood	Upper	Intact	0.6	Negative
212	11/3/21	Campus	Covered Walkway 11	Ceiling	Wood	Upper	Intact	0.6	Negative
<b>213</b>	<b>11/3/21</b>	<b>Campus</b>	<b>Covered Walkway 11</b>	<b>Ceiling</b>	<b>Wood</b>	<b>Upper</b>	<b>Intact</b>	<b>0.7</b>	<b>Positive</b>
214	11/3/21	Campus	Covered Walkway 11	Fascia	Wood	C	Intact	0.4	Negative
215	11/3/21	Campus	Covered Walkway 11	Drip edge	Metal	C	Intact	0.3	Negative
216	11/3/21	Campus	Covered Walkway 11	Drip edge	Metal	B	Intact	0.3	Negative
217	11/3/21	Campus	Covered Walkway 11	Fascia	Wood	B	Intact	0.6	Negative
218	11/3/21	Campus	Covered Walkway 11	Fascia	Wood	B	Intact	0.4	Negative
219	11/3/21	Campus	Covered Walkway 11	Fascia	Wood	A	Intact	0.3	Negative
220	11/3/21	Campus	Covered Walkway 11	Drip edge	Metal	A	Intact	0.5	Negative
221	11/3/21	Campus	Covered Walkway 11	Fascia	Wood	D	Intact	0.4	Negative
222	11/3/21	Campus	Covered Walkway 7	Flashing	Metal	Roof	Intact	0	Negative
223	11/3/21	Campus	Covered Walkway 7	Flashing	Metal	Roof	Intact	0	Negative
224	11/3/21	Campus	Covered Walkway 8	Flashing	Metal	Roof	Intact	0.1	Negative
225	11/3/21	Campus	Covered Walkway 8	Flashing	Metal	Roof	Intact	0.3	Negative
226	11/3/21	Campus	Covered Walkway 8	Flashing	Metal	Roof	Intact	0	Negative
227	11/3/21	Campus	Covered Walkway 8	Flashing	Metal	Roof	Intact	0	Negative
228	11/3/21	Campus	Covered Walkway 8	Flashing	Metal	Roof	Intact	0	Negative
229	11/3/21	Campus	Covered Walkway 8	Flashing	Metal	Roof	Intact	0.1	Negative

Covina-Valley Unified School District  
Rowland Elementary School

Reading #	Date	Building	Room	Component	Substrate	Side	Condition	Concentration	Result
230	11/3/21	Campus	Covered Walkway 8	Flashing	Metal	Roof	Intact	0	Negative
231	11/3/21	Campus	Covered Walkway 8	Gutter	Metal	B	Intact	0.4	Negative
<b>232</b>	<b>11/3/21</b>	<b>Campus</b>	<b>Covered Walkway 9</b>	<b>Gutter</b>	<b>Metal</b>	<b>B</b>	<b>Intact</b>	<b>1.1</b>	<b>Positive</b>
233	11/3/21	Campus	Covered Walkway 9	Flashing	Metal	B	Intact	0.1	Negative
234	11/3/21	Campus	Covered Walkway 9	Flashing	Metal	B	Intact	-0.1	Negative
235	11/3/21	Campus	Covered Walkway 9	Flashing	Metal	B	Intact	0.1	Negative
236	11/3/21	Campus	Covered Walkway 9	Flashing	Metal	B	Intact	0	Negative
237	11/3/21	Campus	Covered Walkway 10	Flashing	Metal	B	Intact	0	Negative
238	11/3/21	Campus	Covered Walkway 10	Flashing	Metal	B	Intact	0.1	Negative
239	11/3/21	Campus	Covered Walkway 10	Flashing	Metal	B	Intact	0.1	Negative
240	11/3/21	Campus	Covered Walkway 11	Flashing	Metal	B	Intact	0.3	Negative
241	11/3/21	Campus	Covered Walkway 11	Flashing	Metal	B	Intact	0.1	Negative
242	11/3/21	Campus	Covered Walkway 11	Flashing	Metal	B	Intact	-0.5	Negative
243	11/3/21	Restroom Building 2	Exterior	Wall	Stucco	A	Intact	-0.1	Negative
244	11/3/21	Restroom Building 2	Exterior	Wall	Stucco	D	Intact	-0.1	Negative
245	11/3/21	Restroom Building 2	Exterior	Wall	Stucco	C	Intact	-0.1	Negative
246	11/3/21	Restroom Building 2	Exterior	Wall	Stucco	B	Intact	0	Negative
247	11/3/21	Restroom Building 1	Exterior	Wall	Stucco	A	Intact	-0.1	Negative
248	11/3/21	Restroom Building 1	Exterior	Wall	Stucco	B	Intact	-0.1	Negative
<b>249</b>	<b>11/3/21</b>	<b>Restroom Building 1</b>	<b>Exterior</b>	<b>Wall</b>	<b>Stucco</b>	<b>C</b>	<b>Intact</b>	<b>1.1</b>	<b>Positive</b>
250	11/3/21	Restroom Building 1	Exterior	Wall	Stucco	C	Intact	0.5	Negative
<b>251</b>	<b>11/3/21</b>	<b>Restroom Building 1</b>	<b>Exterior</b>	<b>Wall</b>	<b>Stucco</b>	<b>C</b>	<b>Intact</b>	<b>0.9</b>	<b>Positive</b>
252	11/3/21	Building F	Exterior	Wall	Stucco	C	Intact	-0.1	Negative
253	11/3/21	Building F	Exterior	Wall	Stucco	D	Intact	0	Negative
254	11/3/21	Building F	Exterior	Wall	Stucco	A	Intact	-0.1	Negative
255	11/3/21	Building F	Exterior	Wall	Stucco	B	Intact	-0.2	Negative
256	11/3/21			Calibrate				1	Positive
257	11/3/21			Calibrate				1	Positive
258	11/3/21			Calibrate				1	Positive

**APPENDIX B – SITE DRAWING**



SIDE=A  
SIDE=B  
SIDE=C  
SIDE=D



**Client:** Covina-Valley USD

**Project #:** 21-Z0172-0138

**Info:** Lead-Based Paint Identified

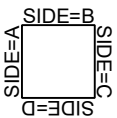



**EXECUTIVE ENVIRONMENTAL**  
HEALTH & SAFETY SIMPLIFIED

**Site:** Rowland Avenue ES  
1355 E. Rowland Ave.  
**Address:** West Covina, CA 91790

Drawing Not to Scale - © 2012

Building F  
Exterior



**Client:** Covina-Valley USD

**Project#:** 21-Z0172-0138

**Info:** No Lead-Based Paint Identified

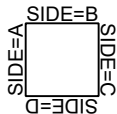


**EXECUTIVE ENVIRONMENTAL**  
HEALTH & SAFETY SIMPLIFIED

**Site:** Rowland ES  
**Address:** 1355 Rowland Ave,  
West Covina, CA 91790

Drawing Not to Scale - © 2013

Restroom Building 1



 - Wall (Stucco)



**Client:** Covina-Valley USD

**Project #:** 21-Z0172-0138

**Info:** Lead-Based Paint Identified

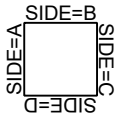



**EXECUTIVE ENVIRONMENTAL**  
HEALTH & SAFETY SIMPLIFIED

**Site:** Rowland Avenue ES  
1355 E. Rowland Ave.  
**Address:** West Covina, CA 91790

Drawing Not to Scale - © 2012

Restroom Building 2



**Client:** Covina-Valley USD

**Project #:** 21-Z0172-0138

**Info:** No Lead-Based Paint Identified



**EXECUTIVE ENVIRONMENTAL**  
HEALTH & SAFETY SIMPLIFIED

**Site:** Rowland Avenue ES  
1355 E. Rowland Ave.  
**Address:** West Covina, CA 91790

Drawing Not to Scale - © 2012

**APPENDIX C – LEAD HAZARD EVALUATION REPORT**



## LEAD HAZARD EVALUATION REPORT

**Section 1 — Date of Lead Hazard Evaluation** 11/03/2021

**Section 2 — Type of Lead Hazard Evaluation (Check one box only)**

Lead Inspection     Risk assessment     Clearance Inspection     Other (specify) \_\_\_\_\_

**Section 3 — Structure Where Lead Hazard Evaluation Was Conducted**

Address [number, street, apartment (if applicable)] <b>1355 E. Rowland Avenue</b>		City <b>West Covina</b>	County <b>Los Angeles</b>	Zip Code <b>91790</b>
Construction date (year) of structure <b>Unknown</b>	Type of structure <input type="checkbox"/> Multi-unit building <input checked="" type="checkbox"/> School or daycare <input type="checkbox"/> Single family dwelling <input type="checkbox"/> Other _____		Children living in structure? <input type="checkbox"/> Yes <input checked="" type="checkbox"/> No <input type="checkbox"/> Don't Know	


**Section 4 — Owner of Structure (if business/agency, list contact person)**

Name <b>Covina Valley USD (Jesse Gonzalez)</b>		Telephone number <b>626-523-7883</b>		
Address [number, street, apartment (if applicable)] <b>519 East Badillo Street</b>		City <b>Covina</b>	State <b>CA</b>	Zip Code <b>91723</b>

**Section 5 — Results of Lead Hazard Evaluation (check all that apply)**

No lead-based paint detected     Intact lead-based paint detected     Deteriorated lead-based paint detected  
 No lead hazards detected     Lead-contaminated dust found     Lead-contaminated soil found     Other \_\_\_\_\_

**Section 6 — Individual Conducting Lead Hazard Evaluation**

Name <b>Rhys Kuzmic</b>		Telephone number <b>626-441-7050</b>		
Address [number, street, apartment (if applicable)] <b>310 East Foothill Blvd. Suite 200</b>		City <b>Arcadia</b>	State <b>CA</b>	Zip Code <b>91006</b>
CDPH certification number <b>18093/LRC-00004395</b>	Signature 		Date <b>11/04/2021</b>	

Name and CDPH certification number of any other individuals conducting sampling or testing (if applicable)

**Section 7 — Attachments**

- A. A foundation diagram or sketch of the structure indicating the specific locations of each lead hazard or presence of lead-based paint;
- B. Each testing method, device, and sampling procedure used;
- C. All data collected, including quality control data, laboratory results, including laboratory name, address, and phone number.

First copy and attachments retained by inspector

Second copy and attachments retained by owner

Third copy only (no attachments) mailed or faxed to:

California Department of Public Health  
 Childhood Lead Poisoning Prevention Branch Reports  
 850 Marina Bay Parkway, Building P, Third Floor  
 Richmond, CA 94804-6403  
 Fax: (510) 620-5656

**APPENDIX D – XRF PERFORMANCE CHARACTERISTICS SHEET**

## Performance Characteristic Sheet

**EFFECTIVE DATE:** December 1, 2015

**MANUFACTURER AND MODEL:**

Make: *Heuresis*  
Models: *Model Pb200i*  
Source: *<sup>57</sup>Co, 5 mCi (nominal – new source)*

### FIELD OPERATION GUIDANCE

**OPERATING PARAMETERS:**

Action Level mode

**XRF CALIBRATION CHECK LIMITS:**

0.8 to 1.2 mg/cm <sup>2</sup> (inclusive)
---

**SUBSTRATE CORRECTION:**

Not applicable

**INCONCLUSIVE RANGE OR THRESHOLD:**

<b>ACTION LEVEL MODE READING DESCRIPTION</b>	<b>SUBSTRATE</b>	<b>THRESHOLD (mg/cm<sup>2</sup>)</b>
Results not corrected for substrate bias on any substrate	Brick	1.0
	Concrete	1.0
	Drywall	1.0
	Metal	1.0
	Plaster	1.0
	Wood	1.0

## BACKGROUND INFORMATION

### EVALUATION DATA SOURCE AND DATE:

This sheet is supplemental information to be used in conjunction with Chapter 7 of the HUD *Guidelines for the Evaluation and Control of Lead-Based Paint Hazards in Housing* ("HUD Guidelines"). Performance parameters shown on this sheet are calculated using test results on building components in the HUD archive. Testing was conducted on 146 test samples in November 2015, with two separate instruments running software version 2.1-2 in Action Level test mode. The actual source strength of each instrument on the day of testing was approximately 2.0 mCi; source ages were approximately one year.

### OPERATING PARAMETERS

Performance parameters shown in this sheet are applicable only when properly operating the instrument using the manufacturer's instructions and procedures described in Chapter 7 of the HUD Guidelines.

### XRF CALIBRATION CHECK:

The calibration of the XRF instrument should be checked using the paint film nearest 1.0 mg/cm<sup>2</sup> in the NIST Standard Reference Material (SRM) used (e.g., for NIST SRM 2579, use the 1.02 mg/cm<sup>2</sup> film).

If the average (rounded to 1 decimal place) of three readings is outside the acceptable calibration check range, follow the manufacturer's instructions to bring the instrument into control before XRF testing proceeds.

### SUBSTRATE CORRECTION VALUE COMPUTATION:

Chapter 7 of the HUD Guidelines provides guidance on correcting XRF results for substrate bias. Supplemental guidance for using the paint film nearest 1.0 mg/cm<sup>2</sup> for substrate correction is provided:

XRF results are corrected for substrate bias by subtracting from each XRF result a correction value determined separately in each house for single-family housing or in each development for multifamily housing, for each substrate. The correction value is an average of XRF readings taken over the NIST SRM paint film nearest to 1.0 mg/cm<sup>2</sup> at test locations that have been scraped bare of their paint covering. Compute the correction values as follows:

Using the same XRF instrument, take three readings on a bare substrate area covered with the NIST SRM paint film nearest 1 mg/cm<sup>2</sup>. Repeat this procedure by taking three more readings on a second bare substrate area of the same substrate covered with the NIST SRM.

Compute the correction value for each substrate type where XRF readings indicate substrate correction is needed by computing the average of all six readings as shown below.

For each substrate type (the 1.02 mg/cm<sup>2</sup> NIST SRM is shown in this example; use the actual lead loading of the NIST SRM used for substrate correction):

$$\text{Correction value} = (1\text{st} + 2\text{nd} + 3\text{rd} + 4\text{th} + 5\text{th} + 6\text{th Reading})/6 - 1.02 \text{ mg/cm}^2$$

Repeat this procedure for each substrate requiring substrate correction in the house or housing development.

### EVALUATING THE QUALITY OF XRF TESTING:

Randomly select ten testing combinations for retesting from each house or from two randomly selected units in multifamily housing.

Conduct XRF re-testing at the ten testing combinations selected for retesting.

Determine if the XRF testing in the units or house passed or failed the test by applying the steps below. Compute the Retest Tolerance Limit by the following steps:

Determine XRF results for the original and retest XRF readings. Do not correct the original or retest results for substrate bias. In single-family and multi-family housing, a result is defined as a single reading. Therefore, there will be ten original and ten retest XRF results for each house or for the two selected units.

Calculate the average of the original XRF result and the retest XRF result for each testing combination.

Square the average for each testing combination.

Add the ten squared averages together. Call this quantity C.

Multiply the number C by 0.0072. Call this quantity D.

Add the number 0.032 to D. Call this quantity E.

Take the square root of E. Call this quantity F.

Multiply F by 1.645. The result is the Retest Tolerance Limit.

Compute the average of all ten original XRF readings.

Compute the average of all ten re-test XRF readings.

Find the absolute difference of the two averages.

If the difference is less than the Retest Tolerance Limit, the inspection has passed the retest. If the difference of the overall averages equals or exceeds the Retest Tolerance Limit, this procedure should be repeated with ten new testing combinations. If the difference of the overall averages is equal to or greater than the Retest Tolerance Limit a second time, then the inspection should be considered deficient.

Use of this procedure is estimated to produce a spurious result approximately 1% of the time. That is, results of this procedure will call for further examination when no examination is warranted in approximately 1 out of 100 dwelling units tested.

**TESTING TIMES:**

In the Action Level paint test mode, the instrument takes the longest time to complete readings close to the Federal standard of 1.0 mg/cm<sup>2</sup>. The table below shows the mean and standard deviation of actual reading times by reading level for paint samples during the November 2015 archive testing. The tested instruments reported readings to one decimal place. No significant differences in reading times by substrate were observed. These times apply only to instruments with the same source strength as those tested (2.0 mCi). Instruments with stronger sources will have shorter reading times and those with weaker sources, longer reading times, than those in the table.

<b>Mean and Standard Deviation of Reading Times in Action Level Mode by Reading Level</b>		
<b>Reading (mg/cm<sup>2</sup>)</b>	<b>Mean Reading Time (seconds)</b>	<b>Standard Deviation (seconds)</b>
< 0.7	3.48	0.47
0.7	7.29	1.92
0.8	13.95	1.78
0.9 – 1.2	15.25	0.66
1.3 – 1.4	6.08	2.50
≥ 1.5	3.32	0.05

**CLASSIFICATION OF RESULTS:**

XRF results are classified as **positive** if they are **greater than or equal** to the stated threshold for the instrument (1.0 mg/cm<sup>2</sup>), and *negative* if they are *less than* the threshold.

**DOCUMENTATION:**

A report titled *Methodology for XRF Performance Characteristic Sheets* (EPA 747-R-95-008) provides an explanation of the statistical methodology used to construct the data in the sheets, and provides empirical results from using the recommended inconclusive ranges or thresholds for specific XRF instruments. The report may be downloaded at <http://www2.epa.gov/lead/methodology-xrf-performance-characteristic-sheets-epa-747-r-95-008-september-1997>.

This XRF Performance Characteristic Sheet (PCS) was developed by QuanTech, Inc., under a contract with the XRF manufacturer.

**APPENDIX G**

**SIERRA VISTA MIDDLE SCHOOL  
LIMITED ASBESTOS INSPECTION REPORT  
DATED DECEMBER 23, 2021 (AMENDED FEBRUARY 23, 2022)**



Industrial Hygiene • Air Quality • Lead & Asbestos • Training • Health & Safety

## LIMITED ASBESTOS INSPECTION REPORT

Conducted at:

SIERRA VISTA MIDDLE SCHOOL  
ROOFING PROJECT  
777 EAST PUENTE STREET  
COVINA, CALIFORNIA 91723

Prepared for:

MR. BRIAN JOHNSON  
ASSISTANT DIRECTOR OF MAINTENANCE & OPERATION, FACILITIES &  
TRANSPORTATION  
COVINA-VALLEY UNIFIED SCHOOL DISTRICT  
519 EAST BADILLO STREET  
COVINA, CALIFORNIA 91723

Prepared by:

EXECUTIVE ENVIRONMENTAL  
310 EAST FOOTHILL BOULEVARD, SUITE 200  
ARCADIA, CALIFORNIA 91006

Project Number EE 21-Z0172-0141  
December 23, 2021 (Amended February 23, 2022)

Report assembled by:

Yesenia G. Galeana  
Technical Report Writer  
Executive Environmental

Report generated/reviewed by:

Tim Galeana, CAC# 98-2470  
Senior Project Manager  
Executive Environmental



# TABLE OF CONTENTS

- I. EXECUTIVE SUMMARY
- II. SAMPLING METHODOLOGY
- III. SAMPLE ANALYSIS
- IV. FINDINGS
- V. CONCLUSIONS/RECOMMENDATIONS
- VI. DISCLAIMER/REPORT LIMITATIONS

## APPENDICES

APPENDIX A – LABORATORY ANALYSIS REPORT

APPENDIX B – SITE DRAWING

APPENDIX C – STAFF CERTIFICATION

## LIMITED ASBESTOS INSPECTION REPORT

**Project Number:** EE 21-Z0172-0141

**Client:** Covina-Valley Unified School District  
519 East Badillo Street  
Covina, California 91723

**Site Location:** Sierra Vista Middle School  
Roofing Project  
777 East Puente Street  
Covina, California 91723

**Site Use:** School Property

**Contact Person:** Mr. Brian Johnson  
Assistant Director of Maintenance & Operations, Facilities  
and Transportation  
Phone: (626) 974-7000, ext. 800145

**Inspection Date:** November 8, 2021  
February 15, 2022

**Inspected By:** Mr. Matthew Barna  
Certified Site Surveillance Technician, # 19-6738

**Report Assembled By:** Ms. Yesenia G. Galeana  
Technical Report Writer

**Report Generated/Reviewed By:** Mr. Tim Galeana  
Certified Asbestos Consultant, # 98-2470

---

### **I. EXECUTIVE SUMMARY**

Executive Environmental (EE) provided the services of a Certified Site Surveillance Technician (Mr. Matthew Barna # 19-6738), to conduct a limited asbestos inspection at Sierra Vista Middle School located at 777 East Puente Street, Covina, California. The inspection was conducted as a precursor to the upcoming Covered Walkways and Quad (Classrooms 1 through 10): Electrical Room roofing project. At the request of the District Representative, a second site visit was conducted to identify suspect material at the Quad (Classrooms 12 through 19): Student Services Building. Materials suspected of containing asbestos were sampled and analyzed for the presence of asbestos. Asbestos-Containing Materials (ACM) were identified during this inspection. *This is considered a limited inspection. The inspection was limited to exterior materials anticipated to be impacted by the Covered Walkways, Quad (Classrooms 1 through 10): Electrical Room and Quad (Classrooms 12 through 19): Student Services Building roofing project, as directed by the District Representative.*

## II. SAMPLING METHODOLOGY

A visual inspection of the Covered Walkways, Quad (Classrooms 1 through 10): Electrical Room and Quad (Classrooms 12 through 19): Student Services Building was conducted prior to the collection of any bulk samples. The visual inspection was conducted to identify and record the location and condition of the materials to be sampled that may be impacted by the covered walkways roofing project. Following the visual inspection, bulk material samples of the identified suspect asbestos-containing building materials were collected. The materials were categorized into homogeneous groupings, and each sample was assigned a unique sample number and placed into a sealed container.

Upon completion of the bulk sample collection, a chain of custody was prepared and the samples were delivered to the laboratory for analysis. LA Testing, located at 520 Mission Street, South Pasadena, California 91030 (323-254-9960) analyzed the samples via EPA 600/R-93/116 method using Polarized Light Microscopy (PLM). LA Testing is an accredited participant in the National Voluntary Laboratory Accreditation Program (NVLAP), No. 200232-0, and also accredited by the American Industrial Hygiene Association (AIHA), No. 102814. The principles described in the current Environmental Protection Agency (EPA) 600 method were used in the preparation and analysis of the bulk samples.

*Note: Inaccessible suspect asbestos materials may be located within sealed ceilings, walls, or floors; or within wall cavities, interstitials, shafts, etc. Suspect asbestos materials located in these areas must be sampled prior to any activities that might cause them to be disturbed.*

## III. SAMPLE ANALYSIS

Sixty-six (66) samples were collected during this inspection. The laboratory analysis results are identified in the following table. Materials determined not to contain asbestos are listed as “No Asbestos Detected” (NAD).

Any material found to contain more than 1% of a known asbestos substance is considered to be an asbestos-containing material (ACM). Materials falling within this category are controlled and must be handled in accordance with the California Occupational Safety & Health Administration (Cal/OSHA), EPA, and South Coast Air Quality Management District (SCAQMD) regulations.

In addition, materials which are characterized as non-ACM by EPA or other local regulatory agencies may fall within the regulatory standards of Cal/OSHA, which further regulates any materials found to contain more than 1/10 of 1%, but 1% or less, of a known asbestos substance as asbestos-containing construction materials (ACCMs). Impacting or handling ACCMs requires special employer Registration, documentation, training, and personal protective equipment. When a material is to be impacted, the National Emission Standards for Hazardous Air Pollutants (NESHAPs) regulations require further testing for materials that fall within this category.

The PLM analytical protocol requires each layer of the sample to be analyzed separately. The quantity of analyses will vary based on the number of layers in a sample and whether a "positive stop" is employed. When one sample of a homogeneous area is positive, the remainder of the samples need not be analyzed because the entire homogeneous area must be considered positive.

**Sampling results begin on the next page.**

**POLARIZED LIGHT MICROSCOPY (PLM) ANALYSIS DATA**

Sierra Vista Middle School  
777 East Puente Street  
Covina, California 91723

Homogeneous Material #	Material Description	Material Location	Estimated Quantity	Condition <sup>A</sup>	Type <sup>B</sup>	Friable	Percent Damaged	Sample Number	Sample Location	Analytical Results
Quad (Classrooms 1 through 10)										
1	Roofing material (core sample)	Electrical room: Throughout rooftop	800 Square Feet	G	Misc.	No	0	2111080141MB-01	Northwest	Layers A thru E: NAD <sup>C</sup>
								2111080141MB-02	Northeast	Layers A thru D: NAD
								2111080141MB-03	Southeast	Layers A thru D: NAD
2	Roof penetration mastic	Electrical room: throughout rooftop at roof jacks, drains, HVAC, wall transition and flashing in some areas	15 Square Feet	G	Misc.	No	0	2111080141MB-04	Northwest, roof jack	NAD
								2111080141MB-05	Northeast, wall transition	NAD
								2111080141MB-06	Southeast, HVAC roof jack	NAD
3	Conduits pads	Electrical room: Throughout rooftop	5 Square Feet	G	Misc.	No	0	2111080141MB-07	West	NAD
								2111080141MB-08	North	NAD
								2111080141MB-09	South	NAD

*Note: This table must be used in conjunction with the entire report. This document is not to be used for contract bidding and is intended to be used to identify asbestos-containing materials and their locations only.*

**Sampling results continue on the next page.**

<sup>A</sup> G = Good; D = Damaged; SD = Severely Damaged

<sup>B</sup> Misc. = Miscellaneous; Surf. = Surfacing; TSI = Thermal System Insulation

<sup>C</sup> NAD – No Asbestos Detected

**POLARIZED LIGHT MICROSCOPY (PLM) ANALYSIS DATA**

Sierra Vista Middle School  
777 East Puente Street  
Covina, California 91723

Homogeneous Material #	Material Description	Material Location	Estimated Quantity	Condition <sup>D</sup>	Type <sup>E</sup>	Friable	Percent Damaged	Sample Number	Sample Location	Analytical Results
<b>Covered Walkways</b>										
4	Roofing material (core sample)	Covered Walkway no. 1: throughout rooftop	550 Square Feet	G	Misc.	No	0	2111080141MB-10	Northwest	Layers A thru F: NAD <sup>F</sup>
								2111080141MB-11	Middle	Layers A thru F: NAD
								2111080141MB-12	Southeast	Layers A thru F: NAD
5	Roof penetration mastic	Covered Walkway no. 1: throughout rooftop at drains and flashing in some areas	5 Square Feet	G	Misc.	No	0	2111080141MB-13	Northwest, drain	NAD
								2111080141MB-14	Middle, flashing	NAD
								2111080141MB-15	Southeast, flashing	5% Chrysotile
6	Conduit pads	Covered Walkway no. 1: throughout rooftop	5 Square Feet	G	Misc.	No	0	2111080141MB-16	Northwest	Layers A thru E: NAD
								2111080141MB-17	Middle	Layers A thru D: NAD
								2111080141MB-18	Southeast	Layers A thru D: NAD
7	Roofing material (core sample)	Covered Walkway no. 2: throughout rooftop	1,500 Square Feet	G	Misc.	No	0	2111080141MB-19	Northeast	Layers A thru E: NAD
								2111080141MB-20	South	Layers A thru E: NAD
								2111080141MB-21	Northwest	Layers A thru E: NAD

*Note: This table must be used in conjunction with the entire report. This document is not to be used for contract bidding and is intended to be used to identify asbestos-containing materials and their locations only.*

**Sampling results continue on the next page.**

<sup>D</sup> G = Good; D = Damaged; SD = Severely Damaged

<sup>E</sup> Misc. = Miscellaneous; Surf. = Surfacing; TSI = Thermal System Insulation

<sup>F</sup> NAD – No Asbestos Detected

**POLARIZED LIGHT MICROSCOPY (PLM) ANALYSIS DATA**

Sierra Vista Middle School  
777 East Puente Street  
Covina, California 91723

Homogeneous Material #	Material Description	Material Location	Estimated Quantity	Condition <sup>G</sup>	Type <sup>H</sup>	Friable	Percent Damaged	Sample Number	Sample Location	Analytical Results
<b>Covered Walkways</b>										
8	Roof penetration mastic	Covered Walkway no. 2: throughout rooftop at drains, roof jacks and flashing in some areas	25 Square Feet	G	Misc.	No	0	2111080141MB-22	Northeast, flashing	NAD <sup>I</sup>
								2111080141MB-23	South, drain	NAD
								2111080141MB-24	Northwest, roof jack	NAD
9	Conduit pads	Covered Walkway no. 2: throughout rooftop	5 Square Feet	G	Misc.	No	0	2111080141MB-25	Northeast	Layers A thru E: NAD
								2111080141MB-26	South	Layers A thru D: NAD
								2111080141MB-27	Northwest	Layers A thru E: NAD
10	Roofing material (core sample)	Covered Walkway no. 3: throughout rooftop	1,200 Square Feet	G	Misc.	No	0	2111080141MB-28	Northwest	Layers A thru E: NAD
								2111080141MB-29	Northeast	Layers A thru E: NAD
								2111080141MB-30	Southwest	Layers A thru E: NAD
11	Roof penetration mastic	Covered Walkway no. 3: throughout rooftop at drains and flashing in some areas	12 Square Feet	G	Misc.	No	0	2111080141MB-31	Northwest, flashing	Layers A thru C: NAD
								2111080141MB-32	Northeast, drain	Layers A thru C: NAD
								2111080141MB-33	Southwest, flashing	Layers A thru C: NAD

*Note: This table must be used in conjunction with the entire report. This document is not to be used for contract bidding and is intended to be used to identify asbestos-containing materials and their locations only.*

**Sampling results continue on the next page.**

<sup>G</sup> G = Good; D = Damaged; SD = Severely Damaged

<sup>H</sup> Misc. = Miscellaneous; Surf. = Surfacing; TSI = Thermal System Insulation

<sup>I</sup> NAD – No Asbestos Detected

**POLARIZED LIGHT MICROSCOPY (PLM) ANALYSIS DATA**

Sierra Vista Middle School  
777 East Puente Street  
Covina, California 91723

Homogeneous Material #	Material Description	Material Location	Estimated Quantity	Condition <sup>J</sup>	Type <sup>K</sup>	Friable	Percent Damaged	Sample Number	Sample Location	Analytical Results
<b>Covered Walkways</b>										
12	Roofing material (core sample)	Covered Walkway no. 4: throughout rooftop	550 Square Feet	G	Misc.	No	0	2111080141MB-34	North	Layers A thru D: NAD <sup>L</sup>
								2111080141MB-35	Middle	Layers A thru D: NAD
								2111080141MB-36	South	Layers A thru F: NAD
13	Roof penetration mastic	Covered Walkway no. 4: throughout rooftop at roof jacks, drains and flashing in some areas	5 Square Feet	G	Misc.	No	0	2111080141MB-37	North, roof jack	Layers A & B: NAD Layer C: 8% Chrysotile
								2111080141MB-38	East, flashing	7% Chrysotile
								2111080141MB-39	South, drain	Layers A thru B: NAD Layer C: 8% Chrysotile
14	Conduit pads	Covered Walkway no. 4: throughout rooftop	5 Square Feet	G	Misc.	No	0	2111080141MB-40	North	Layers A & B: NAD
								2111080141MB-41	North	Layers A & B: NAD
								2111080141MB-42	North	NAD

*Note: This table must be used in conjunction with the entire report. This document is not to be used for contract bidding and is intended to be used to identify asbestos-containing materials and their locations only.*

**Sampling results continue on the next page.**

<sup>J</sup> G = Good; D = Damaged; SD = Severely Damaged

<sup>K</sup> Misc. = Miscellaneous; Surf. = Surfacing; TSI = Thermal System Insulation

<sup>L</sup> NAD – No Asbestos Detected



**POLARIZED LIGHT MICROSCOPY (PLM) ANALYSIS DATA**

Sierra Vista Middle School  
777 East Puente Street  
Covina, California 91723

Homogeneous Material #	Material Description	Material Location	Estimated Quantity	Condition <sup>M</sup>	Type <sup>N</sup>	Friable	Percent Damaged	Sample Number	Sample Location	Analytical Results
<b>Covered Walkaways</b>										
15	Roofing material (core sample)	Covered Walkway no. 5: throughout rooftop	1,500 Square Feet	G	Misc.	No	0	2111080141MB-43	Northwest	Layers A thru E: NAD <sup>o</sup>
								2111080141MB-44	Northeast	Layers A thru D: NAD
								2111080141MB-45	Southeast	Layers A thru D: NAD
16	Roof penetration mastic	Covered Walkway no. 5: throughout rooftop at roof jacks, drains and flashing in some areas	25 Square Feet	G	Misc.	No	0	2111080141MB-46	Northwest, flashing	Layers A & C: NAD
								2111080141MB-47	Northeast, flashing	4% Chrysotile
								2111080141MB-48	Southeast, flashing	NAD
17	Conduit pads	Covered Walkway no. 5: throughout rooftop	5 Square Feet	G	Misc.	No	0	2111080141MB-49	Northeast	NAD
								2111080141MB-50	Northwest	NAD
								2111080141MB-51	Southeast	NAD

*Note: This table must be used in conjunction with the entire report. This document is not to be used for contract bidding and is intended to be used to identify asbestos-containing materials and their locations only.*

**Sampling results continue on the next page.**

<sup>M</sup> G = Good; D = Damaged; SD = Severely Damaged  
<sup>N</sup> Misc. = Miscellaneous; Surf. = Surfacing; TSI = Thermal System Insulation  
<sup>o</sup> NAD – No Asbestos Detected

**POLARIZED LIGHT MICROSCOPY (PLM) ANALYSIS DATA**

Sierra Vista Middle School  
777 East Puente Street  
Covina, California 91723

Homogeneous Material #	Material Description	Material Location	Estimated Quantity	Condition <sup>P</sup>	Type <sup>Q</sup>	Friable	Percent Damaged	Sample Number	Sample Location	Analytical Results
<b>Covered Walkways</b>										
18	Roofing material (core sample)	Covered Walkway no. 6: throughout rooftop	1,300 Square Feet	G	Misc.	No	0	2111080141MB-52	North	Layers A thru D: NAD <sup>R</sup>
								2111080141MB-53	Middle	Layers A thru E: NAD
								2111080141MB-54	South	Layers A thru C: NAD
19	Roof penetration mastic	Covered Walkway no. 6 throughout rooftop at roof jacks, drains and flashing in some areas	20 Square Feet	G	Misc.	No	0	2111080141MB-55	North, drain	Layers A & B: NAD
								2111080141MB-56	East, flashing	Layers A & B: NAD
								2111080141MB-57	South, roof jack	Layers A & B: NAD

*Note: This table must be used in conjunction with the entire report. This document is not to be used for contract bidding and is intended to be used to identify asbestos-containing materials and their locations only.*

**Sampling results continue on the next page.**

<sup>P</sup> G = Good; D = Damaged; SD = Severely Damaged

<sup>Q</sup> Misc. = Miscellaneous; Surf. = Surfacing; TSI = Thermal System Insulation

<sup>R</sup> NAD – No Asbestos Detected

**POLARIZED LIGHT MICROSCOPY (PLM) ANALYSIS DATA**

Sierra Vista Middle School  
777 East Puente Street  
Covina, California 91723

Homogeneous Material #	Material Description	Material Location	Estimated Quantity	Condition <sup>s</sup>	Type <sup>r</sup>	Friable	Percent Damaged	Sample Number	Sample Location	Analytical Results
Quad (Classrooms 12 through 19)										
20	Roofing material (core sample)	Student Services Building: Throughout rooftop	500 Square Feet	G	Misc.	No	0	2202150141MB-58	Northwest	Layers A thru E: NAD <sup>u</sup>
								2202150141MB-59	Center	Layers A thru E: NAD
								2202150141MB-60	Southeast at wall	Layers A thru D: NAD
21	Roof penetration mastic	Student Services Building: throughout rooftop at roof jacks, drains, HVAC, wall transition and flashing in some areas	15 Square Feet	G	Misc.	No	0	2202150141MB-61	North, HVAC jack	NAD
								2202150141MB-62	East, HVAC jack	NAD
								2202150141MB-63	East, roof jack	NAD
22	Conduit pads	Student Services Building: Throughout rooftop	5 Square Feet	G	Misc.	No	0	2202150141MB-64	Northwest pad	NAD
								2202150141MB-65	Southwest pad	NAD
								2202150141MB-66	South pad	NAD

*Note: This table must be used in conjunction with the entire report. This document is not to be used for contract bidding and is intended to be used to identify asbestos-containing materials and their locations only.*

**The remainder of this page is intentionally blank.**

<sup>s</sup> G = Good; D = Damaged; SD = Severely Damaged

<sup>r</sup> Misc. = Miscellaneous; Surf. = Surfacing; TSI = Thermal System Insulation

<sup>u</sup> NAD – No Asbestos Detected

#### IV. FINDINGS

EE conducted a limited asbestos inspection of Sierra Vista Middle School located at 777 East Puente Street, Covina, California.

Twenty-two (22) homogeneous material groups were identified during the visual inspection. Sixty-six (66) samples of suspect asbestos-containing materials were collected and delivered to LA Testing of South Pasadena, California, for analysis. The homogeneous areas and sampling results are listed on the table in Section III.

The analytical data revealed that the following materials contain asbestos:

##### **Covered Walkways:**

- Roof penetration mastic: The roof penetration mastic located throughout the rooftop at drains and flashing in some areas of Covered Walkway no. 1 tested positive for asbestos.
- Roof penetration mastic: The roof penetration mastic located throughout the rooftops at roof jacks, drains and flashing in some areas of Covered Walkways no. 4 and 5 tested positive for asbestos.

#### V. CONCLUSIONS/RECOMMENDATIONS

Normally, asbestos-containing material found to be in good condition is not considered a hazard, unless it is disturbed. Prior to the start of any activity, such as remodeling, demolition, or renovation that might disturb these materials, a Certified Asbestos Consultant should be contracted to design and monitor the project. A California-licensed asbestos contractor should be hired to complete the asbestos abatement procedures.

If you have any questions, please call Mr. Tim Galeana at 626-441-7050. We are glad we could be of service to you.

#### VI. DISCLAIMER/REPORT LIMITATIONS

All reports and recommendations are based on conditions and practices observed and information made available to Executive Environmental (EE) by the client and the designated sites/facilities on the days sampling was conducted. This report does not purport to set forth all hazards, nor to indicate that other hazards do not exist. No responsibility is assumed by EE for the control or correction of conditions or practices existing at the facilities, or at any other premises surveyed by EE, for and on the behalf of the client. Services provided by EE shall be governed by the standard of practice for professional services measured at the time those services are rendered.

All information contained in this report is proprietary and limited to the scope of services, parameters of the analytical methods used and the conditions present at the time of this inspection. Any references to quantities are considered estimates and are not to be construed as actual.

**APPENDIX A – LABORATORY ANALYSIS REPORT**



# LA Testing

520 Mission Street South Pasadena, CA 91030

Tel/Fax: (323) 254-9960 / (323) 254-9982

<http://www.LATesting.com> / [pasadenalab@lateesting.com](mailto:pasadenalab@lateesting.com)

LA Testing Order: 322120809

Customer ID: 32EXEC52

Customer PO:

Project ID:

**Attention:** Yesenia Galeana  
Executive Environmental Services Corp.  
310 East Foothill Blvd.  
Suite 200  
Arcadia, CA 91006

**Project:** 21-Z0172-0141 / Sampler: Matt Barna

**Phone:** (626) 441-7050

**Fax:** (626) 441-0016

**Received Date:** 11/08/2021 3:30 PM

**Analysis Date:** 11/11/2021 - 11/12/2021

**Collected Date:** 11/08/2021

## Test Report: Asbestos Analysis of Bulk Materials via EPA 600/R-93/116 Method using Polarized Light Microscopy

Sample	Appearance	Non-Asbestos		Asbestos % Type
		% Fibrous	% Non-Fibrous	
2111080141MB-1-A <small>322120809-0001 QC</small>	Gray/Black Non-Fibrous Homogeneous	10% Glass	90% Non-fibrous (Other)	None Detected
2111080141MB-1-B <small>322120809-0001A</small>	Gray/Black/Silver Fibrous Heterogeneous	10% Glass	90% Non-fibrous (Other)	None Detected
2111080141MB-1-C <small>322120809-0001B QC</small>	Black Fibrous Homogeneous	20% Glass	80% Non-fibrous (Other)	None Detected
2111080141MB-1-D <small>322120809-0001C</small>	Gray/Beige Fibrous Homogeneous	60% Cellulose	40% Non-fibrous (Other)	None Detected
2111080141MB-1-E <small>322120809-0001D QC</small>	Brown Fibrous Homogeneous	95% Cellulose	5% Non-fibrous (Other)	None Detected
2111080141MB-2-A <small>322120809-0002</small>	Gray/Black Fibrous Heterogeneous	10% Glass	90% Non-fibrous (Other)	None Detected
2111080141MB-2-B <small>322120809-0002A</small>	Gray/Black/Silver Fibrous Heterogeneous	10% Glass	90% Non-fibrous (Other)	None Detected
2111080141MB-2-C <small>322120809-0002B</small>	Black Fibrous Homogeneous	20% Glass	80% Non-fibrous (Other)	None Detected
2111080141MB-2-D <small>322120809-0002C</small>	Gray/Beige Fibrous Homogeneous	60% Cellulose	40% Non-fibrous (Other)	None Detected
2111080141MB-3-A <small>322120809-0003</small>	Gray/Black Fibrous Homogeneous	10% Glass	90% Non-fibrous (Other)	None Detected
2111080141MB-3-B <small>322120809-0003A</small>	Black/Silver Fibrous Homogeneous	10% Glass	90% Non-fibrous (Other)	None Detected
2111080141MB-3-C <small>322120809-0003B</small>	Black Non-Fibrous Homogeneous	20% Glass	80% Non-fibrous (Other)	None Detected
2111080141MB-3-D <small>322120809-0003C</small>	Gray Fibrous Homogeneous	65% Cellulose	35% Non-fibrous (Other)	None Detected
2111080141MB-4 <small>322120809-0004</small>	Black/Silver Non-Fibrous Homogeneous	5% Cellulose 2% Glass	93% Non-fibrous (Other)	None Detected
2111080141MB-5 <small>322120809-0005</small>	Black/Silver Fibrous Homogeneous	5% Cellulose 10% Glass	85% Non-fibrous (Other)	None Detected

Initial report from: 11/12/2021 17:03:57



# LA Testing

520 Mission Street South Pasadena, CA 91030

Tel/Fax: (323) 254-9960 / (323) 254-9982

<http://www.LATesting.com> / [pasadenalab@latesting.com](mailto:pasadenalab@latesting.com)

LA Testing Order: 322120809

Customer ID: 32EXEC52

Customer PO:

Project ID:

## Test Report: Asbestos Analysis of Bulk Materials via EPA 600/R-93/116 Method using Polarized Light Microscopy

Sample	Appearance	Non-Asbestos		Asbestos % Type
		% Fibrous	% Non-Fibrous	
2111080141MB-6 <small>322120809-0006 QC</small>	Black/Silver Non-Fibrous Homogeneous	10% Cellulose 10% Glass	80% Non-fibrous (Other)	None Detected
2111080141MB-7 <small>322120809-0007</small>	Gray/Black/Silver Fibrous Heterogeneous	10% Glass	90% Non-fibrous (Other)	None Detected
2111080141MB-8 <small>322120809-0008</small>	Gray/Black/Silver Fibrous Heterogeneous	10% Glass	90% Non-fibrous (Other)	None Detected
2111080141MB-9 <small>322120809-0009 QC</small>	Gray/Black/Silver Non-Fibrous Homogeneous	15% Glass	85% Non-fibrous (Other)	None Detected
2111080141MB-10-A <small>322120809-0010</small>	Brown/Gray/Black Fibrous Heterogeneous	10% Glass	90% Non-fibrous (Other)	None Detected
2111080141MB-10-B <small>322120809-0010A</small>	Black/Silver Fibrous Heterogeneous	10% Glass	90% Non-fibrous (Other)	None Detected
2111080141MB-10-C <small>322120809-0010B</small>	Black Fibrous Homogeneous	15% Glass	85% Non-fibrous (Other)	None Detected
2111080141MB-10-D <small>322120809-0010C</small>	Black Fibrous Homogeneous	45% Cellulose	55% Non-fibrous (Other)	None Detected
2111080141MB-10-E <small>322120809-0010D</small>	Gray/Beige Fibrous Homogeneous	60% Cellulose	40% Non-fibrous (Other)	None Detected
2111080141MB-10-F <small>322120809-0010E</small>	Brown Fibrous Homogeneous	98% Cellulose	2% Non-fibrous (Other)	None Detected
2111080141MB-11-A <small>322120809-0011</small>	Brown/Gray/Black Fibrous Heterogeneous	10% Glass	90% Non-fibrous (Other)	None Detected
2111080141MB-11-B <small>322120809-0011A</small>	Black/Silver Fibrous Heterogeneous	10% Glass	90% Non-fibrous (Other)	None Detected
2111080141MB-11-C <small>322120809-0011B</small>	Black Fibrous Homogeneous	15% Glass	85% Non-fibrous (Other)	None Detected
2111080141MB-11-D <small>322120809-0011C</small>	Black Fibrous Homogeneous	45% Cellulose	55% Non-fibrous (Other)	None Detected
2111080141MB-11-E <small>322120809-0011D</small>	Gray/Beige Fibrous Homogeneous	60% Cellulose	40% Non-fibrous (Other)	None Detected
2111080141MB-11-F <small>322120809-0011E</small>	Brown Fibrous Homogeneous	98% Cellulose	2% Non-fibrous (Other)	None Detected
2111080141MB-12-A <small>322120809-0012</small>	Gray/Black Fibrous Homogeneous	10% Glass	90% Non-fibrous (Other)	None Detected
2111080141MB-12-B <small>322120809-0012A</small>	Black/Silver Fibrous Homogeneous	15% Glass	85% Non-fibrous (Other)	None Detected
2111080141MB-12-C <small>322120809-0012B</small>	Black Non-Fibrous Homogeneous	15% Glass	85% Non-fibrous (Other)	None Detected

Initial report from: 11/12/2021 17:03:57



# LA Testing

520 Mission Street South Pasadena, CA 91030

Tel/Fax: (323) 254-9960 / (323) 254-9982

<http://www.LATesting.com> / [pasadenalab@latesting.com](mailto:pasadenalab@latesting.com)

LA Testing Order: 322120809

Customer ID: 32EXEC52

Customer PO:

Project ID:

## Test Report: Asbestos Analysis of Bulk Materials via EPA 600/R-93/116 Method using Polarized Light Microscopy

Sample	Appearance	Non-Asbestos		Asbestos % Type
		% Fibrous	% Non-Fibrous	
2111080141MB-12-D <small>322120809-0012C</small>	Black Fibrous Homogeneous	40% Cellulose	60% Non-fibrous (Other)	None Detected
2111080141MB-12-E <small>322120809-0012D</small>	Gray/Beige Non-Fibrous Homogeneous	70% Cellulose	30% Non-fibrous (Other)	None Detected
2111080141MB-12-F <small>322120809-0012E</small>	Brown Fibrous Homogeneous		100% Non-fibrous (Other)	None Detected
2111080141MB-13 <small>322120809-0013</small>	Black/Silver Fibrous Heterogeneous	45% Synthetic 5% Glass	50% Non-fibrous (Other)	None Detected
2111080141MB-14 <small>322120809-0014 QC</small>	Gray/Black/Silver Non-Fibrous Homogeneous	3% Glass	97% Non-fibrous (Other)	None Detected
2111080141MB-15 <small>322120809-0015 QC</small>	Black/Silver Non-Fibrous Homogeneous		95% Non-fibrous (Other)	5% Chrysotile
2111080141MB-16-A <small>322120809-0016</small>	Black/Silver Fibrous Homogeneous	10% Glass	90% Non-fibrous (Other)	None Detected
2111080141M-16-B <small>322120809-0016A</small>	Black Non-Fibrous Homogeneous	10% Glass	90% Non-fibrous (Other)	None Detected
2111080141M-16-C <small>322120809-0016B</small>	Black Non-Fibrous Homogeneous		100% Non-fibrous (Other)	None Detected
2111080141M-16-D <small>322120809-0016C Mastic QC</small>	Black Non-Fibrous Homogeneous		100% Non-fibrous (Other)	None Detected
2111080141M-16-E <small>322120809-0016D</small>	Brown Fibrous Homogeneous	98% Cellulose	2% Non-fibrous (Other)	None Detected
2111080141MB-17-A <small>322120809-0017</small>	Black/Silver Non-Fibrous Homogeneous	10% Glass	90% Non-fibrous (Other)	None Detected
2111080141M-17-B <small>322120809-0017A QC</small>	Black Non-Fibrous Homogeneous	10% Glass	90% Non-fibrous (Other)	None Detected
2111080141M-17-C <small>322120809-0017B</small>	Black Non-Fibrous Homogeneous		100% Non-fibrous (Other)	None Detected
2111080141M-17-D <small>322120809-0017C Mastic</small>	Black Non-Fibrous Homogeneous		100% Non-fibrous (Other)	None Detected
2111080141MB-18-A <small>322120809-0018</small>	Black/Silver Non-Fibrous Homogeneous	5% Cellulose 10% Glass	85% Non-fibrous (Other)	None Detected
2111080141MB-18-B <small>322120809-0018A</small>	Black Non-Fibrous Homogeneous	10% Glass	90% Non-fibrous (Other)	None Detected
2111080141MB-18-C <small>322120809-0018B</small>	Black Non-Fibrous Homogeneous		100% Non-fibrous (Other)	None Detected

Initial report from: 11/12/2021 17:03:57





# LA Testing

520 Mission Street South Pasadena, CA 91030

Tel/Fax: (323) 254-9960 / (323) 254-9982

<http://www.LATesting.com> / [pasadenalab@latesting.com](mailto:pasadenalab@latesting.com)

LA Testing Order: 322120809

Customer ID: 32EXEC52

Customer PO:

Project ID:

## Test Report: Asbestos Analysis of Bulk Materials via EPA 600/R-93/116 Method using Polarized Light Microscopy

Sample	Appearance	Non-Asbestos		Asbestos % Type
		% Fibrous	% Non-Fibrous	
2111080141MB-18-D  322120809-0018C Mastic	Black Non-Fibrous Homogeneous		100% Non-fibrous (Other)	None Detected
2111080141MB-19-A  322120809-0019	Gray/Black Fibrous Heterogeneous	10% Glass	90% Non-fibrous (Other)	None Detected
2111080141M-19-B  322120809-0019A	Black/Silver Fibrous Homogeneous	10% Glass	90% Non-fibrous (Other)	None Detected
2111080141M-19-C  322120809-0019B	Black Fibrous Homogeneous	15% Glass	85% Non-fibrous (Other)	None Detected
2111080141M-19-D  322120809-0019C	Black Fibrous Homogeneous	45% Cellulose	55% Non-fibrous (Other)	None Detected
2111080141M-19-E  322120809-0019D	Brown Fibrous Homogeneous	98% Cellulose	2% Non-fibrous (Other)	None Detected
2111080141MB-20-A  322120809-0020	Gray/Black Fibrous Heterogeneous	10% Glass	90% Non-fibrous (Other)	None Detected
2111080141MB-20-B  322120809-0020A	Black/Silver Fibrous Homogeneous	10% Glass	90% Non-fibrous (Other)	None Detected
2111080141MB-20-C  322120809-0020B	Black Fibrous Homogeneous	15% Glass	85% Non-fibrous (Other)	None Detected
2111080141MB-20-D  322120809-0020C	Black Fibrous Homogeneous	45% Cellulose	55% Non-fibrous (Other)	None Detected
2111080141MB-20-E  322120809-0020D	Brown Fibrous Homogeneous	98% Cellulose	2% Non-fibrous (Other)	None Detected
2111080141MB-21 A  322120809-0021	Gray/Black Fibrous Homogeneous	10% Glass	90% Non-fibrous (Other)	None Detected
2111080141MB-21 B  322120809-0021A	Black/Silver Fibrous Homogeneous	10% Glass	90% Non-fibrous (Other)	None Detected
2111080141MB-21 C  322120809-0021B	Black Fibrous Homogeneous	15% Cellulose 10% Glass	75% Non-fibrous (Other)	None Detected
2111080141MB-21 D  322120809-0021C	Brown/Beige Fibrous Homogeneous	98% Cellulose	2% Non-fibrous (Other)	None Detected
2111080141MB-21 E  322120809-0021D Mastic	Black Non-Fibrous Homogeneous		100% Non-fibrous (Other)	None Detected
2111080141MB-22  322120809-0022	Black/Silver Fibrous Homogeneous	10% Cellulose 2% Glass	88% Non-fibrous (Other)	None Detected
2111080141MB-23  322120809-0023	Black/Silver Fibrous Homogeneous	10% Cellulose 2% Glass	88% Non-fibrous (Other)	None Detected
2111080141MB-24  322120809-0024	Black/Silver Fibrous Homogeneous	10% Cellulose	90% Non-fibrous (Other)	None Detected

Initial report from: 11/12/2021 17:03:57



# LA Testing

520 Mission Street South Pasadena, CA 91030

Tel/Fax: (323) 254-9960 / (323) 254-9982

<http://www.LATesting.com> / [pasadenalab@latesting.com](mailto:pasadenalab@latesting.com)

LA Testing Order: 322120809

Customer ID: 32EXEC52

Customer PO:

Project ID:

## Test Report: Asbestos Analysis of Bulk Materials via EPA 600/R-93/116 Method using Polarized Light Microscopy

Sample	Appearance	Non-Asbestos		Asbestos % Type
		% Fibrous	% Non-Fibrous	
2111080141MB-25-A <small>322120809-0025</small>	Black/Silver Fibrous Homogeneous	10% Glass	90% Non-fibrous (Other)	None Detected
2111080141M-25-B <small>322120809-0025A QC</small>	Black Non-Fibrous Homogeneous	10% Glass	90% Non-fibrous (Other)	None Detected
2111080141M-25-C <small>322120809-0025B</small>	Brown Fibrous Homogeneous	98% Cellulose	2% Non-fibrous (Other)	None Detected
2111080141M-25-D <small>322120809-0025C QC</small>	Black Non-Fibrous Homogeneous		100% Non-fibrous (Other)	None Detected
2111080141M-25-E <small>322120809-0025D Mastic</small>	Black Non-Fibrous Homogeneous		100% Non-fibrous (Other)	None Detected
2111080141MB-26-A <small>322120809-0026</small>	Black/Silver Fibrous Homogeneous	10% Cellulose	90% Non-fibrous (Other)	None Detected
2111080141M-26-B <small>322120809-0026A QC</small>	Black Fibrous Homogeneous	10% Glass	90% Non-fibrous (Other)	None Detected
2111080141M-26-C <small>322120809-0026B</small>	Black Non-Fibrous Homogeneous		100% Non-fibrous (Other)	None Detected
2111080141M-26-D <small>322120809-0026C Mastic</small>	Black Non-Fibrous Homogeneous		100% Non-fibrous (Other)	None Detected
2111080141MB-27-A <small>322120809-0027</small>	Black/Silver Fibrous Homogeneous	10% Glass	90% Non-fibrous (Other)	None Detected
2111080141MB-27-B <small>322120809-0027A</small>	Black Non-Fibrous Homogeneous	10% Glass	90% Non-fibrous (Other)	None Detected
2111080141MB-27-C <small>322120809-0027B</small>	Black Fibrous Homogeneous	10% Cellulose 10% Glass	80% Non-fibrous (Other)	None Detected
2111080141MB-27-D <small>322120809-0027C</small>	Black Non-Fibrous Homogeneous		100% Non-fibrous (Other)	None Detected
2111080141MB-27-E <small>322120809-0027D Mastic</small>	Black Non-Fibrous Homogeneous		100% Non-fibrous (Other)	None Detected
2111080141MB-28-A <small>322120809-0028</small>	Gray/Black Fibrous Heterogeneous	10% Glass	90% Non-fibrous (Other)	None Detected
2111080141M-28-B <small>322120809-0028A</small>	Black/Silver Fibrous Homogeneous	10% Glass	90% Non-fibrous (Other)	None Detected
2111080141M-28-C <small>322120809-0028B</small>	Black Fibrous Homogeneous	15% Glass	85% Non-fibrous (Other)	None Detected

Initial report from: 11/12/2021 17:03:57



# LA Testing

520 Mission Street South Pasadena, CA 91030

Tel/Fax: (323) 254-9960 / (323) 254-9982

<http://www.LATesting.com> / [pasadenalab@latesting.com](mailto:pasadenalab@latesting.com)

LA Testing Order: 322120809

Customer ID: 32EXEC52

Customer PO:

Project ID:

## Test Report: Asbestos Analysis of Bulk Materials via EPA 600/R-93/116 Method using Polarized Light Microscopy

Sample	Appearance	Non-Asbestos		Asbestos % Type
		% Fibrous	% Non-Fibrous	
2111080141M-28-D <i>322120809-0028C</i>	Black Fibrous Homogeneous	45% Cellulose	55% Non-fibrous (Other)	None Detected
2111080141M-28-E <i>322120809-0028D</i>	Brown Fibrous Homogeneous	98% Cellulose	2% Non-fibrous (Other)	None Detected
2111080141MB-29-A <i>322120809-0029</i>	Gray/Black Fibrous Heterogeneous	10% Glass	90% Non-fibrous (Other)	None Detected
2111080141M-29-B <i>322120809-0029A</i>	Black/Silver Fibrous Homogeneous	10% Glass	90% Non-fibrous (Other)	None Detected
2111080141M-29-C <i>322120809-0029B</i>	Black Fibrous Homogeneous	10% Glass	90% Non-fibrous (Other)	None Detected
2111080141M-29-D <i>322120809-0029C</i>	Black Fibrous Homogeneous	45% Cellulose	55% Non-fibrous (Other)	None Detected
2111080141M-29-E <i>322120809-0029D</i>	Brown Fibrous Homogeneous	98% Cellulose	2% Non-fibrous (Other)	None Detected
2111080141MB-30-A <i>322120809-0030</i>	Black/Silver Non-Fibrous Homogeneous	15% Cellulose 10% Glass	75% Non-fibrous (Other)	None Detected
2111080141MB-30-B <i>322120809-0030A</i>	Black Non-Fibrous Homogeneous	5% Cellulose 10% Glass	85% Non-fibrous (Other)	None Detected
2111080141MB-30-C <i>322120809-0030B</i>	Black Fibrous Homogeneous	10% Glass	90% Non-fibrous (Other)	None Detected
2111080141MB-30-D <i>322120809-0030C</i>	Brown/Beige Fibrous Homogeneous	98% Cellulose	2% Non-fibrous (Other)	None Detected
2111080141MB-30-E <i>322120809-0030D</i> <i>Mastic</i>	Black Non-Fibrous Homogeneous		100% Non-fibrous (Other)	None Detected
2111080141MB-31-A <i>322120809-0031</i> <i>QC</i>	Black/Silver Non-Fibrous Homogeneous		100% Non-fibrous (Other)	None Detected
2111080141M-31-B <i>322120809-0031A</i> <i>QC</i>	Black Fibrous Homogeneous	20% Cellulose 7% Glass	73% Non-fibrous (Other)	None Detected
2111080141M-31-C <i>322120809-0031B</i> <i>Mastic QC</i>	Black Non-Fibrous Homogeneous		100% Non-fibrous (Other)	None Detected
2111080141MB-32-A <i>322120809-0032</i>	Black/Silver Non-Fibrous Homogeneous		100% Non-fibrous (Other)	None Detected
2111080141M-32-B <i>322120809-0032A</i>	Black Fibrous Homogeneous	20% Cellulose 7% Glass	73% Non-fibrous (Other)	None Detected
2111080141M-32-C <i>322120809-0032B</i> <i>Mastic</i>	Black Non-Fibrous Homogeneous		100% Non-fibrous (Other)	None Detected

Initial report from: 11/12/2021 17:03:57



# LA Testing

520 Mission Street South Pasadena, CA 91030

Tel/Fax: (323) 254-9960 / (323) 254-9982

<http://www.LATesting.com> / [pasadenalab@latesting.com](mailto:pasadenalab@latesting.com)

LA Testing Order: 322120809

Customer ID: 32EXEC52

Customer PO:

Project ID:

## Test Report: Asbestos Analysis of Bulk Materials via EPA 600/R-93/116 Method using Polarized Light Microscopy

Sample	Appearance	Non-Asbestos		Asbestos % Type
		% Fibrous	% Non-Fibrous	
2111080141MB-33-A <small>322120809-0033</small>	Black/Silver Fibrous Homogeneous		100% Non-fibrous (Other)	None Detected
2111080141MB-33-B <small>322120809-0033A</small>	Black Fibrous Homogeneous	15% Cellulose 5% Glass	80% Non-fibrous (Other)	None Detected
2111080141MB-33-C <small>322120809-0033B</small> <i>Mastic</i>	Black Non-Fibrous Homogeneous		100% Non-fibrous (Other)	None Detected
2111080141MB-34-A <small>322120809-0034</small>	Black/Silver Fibrous Heterogeneous	45% Synthetic 10% Glass	45% Non-fibrous (Other)	None Detected
2111080141M-34-B <small>322120809-0034A</small>	Black Fibrous Homogeneous	20% Glass	80% Non-fibrous (Other)	None Detected
2111080141M-34-C <small>322120809-0034B</small>	Black Fibrous Homogeneous	45% Cellulose	55% Non-fibrous (Other)	None Detected
2111080141M-34-D <small>322120809-0034C</small>	Brown Fibrous Homogeneous	98% Cellulose	2% Non-fibrous (Other)	None Detected
2111080141MB-35-A <small>322120809-0035</small>	Black/Silver Fibrous Homogeneous	45% Synthetic 10% Glass	45% Non-fibrous (Other)	None Detected
2111080141M-35-B <small>322120809-0035A</small>	Black Fibrous Homogeneous	20% Glass	80% Non-fibrous (Other)	None Detected
2111080141M-35-C <small>322120809-0035B</small>	Black Fibrous Homogeneous	45% Cellulose	55% Non-fibrous (Other)	None Detected
2111080141M-35-D <small>322120809-0035C</small>	Brown/Beige Fibrous Homogeneous	98% Cellulose	2% Non-fibrous (Other)	None Detected
2111080141MB-36-A <small>322120809-0036</small>	Black/Silver Fibrous Homogeneous	5% Cellulose 20% Synthetic	75% Non-fibrous (Other)	None Detected
2111080141MB-36-B <small>322120809-0036A</small>	Black Fibrous Homogeneous	5% Cellulose 15% Glass	80% Non-fibrous (Other)	None Detected
2111080141MB-36-C <small>322120809-0036B</small>	Black Fibrous Homogeneous	5% Cellulose 15% Glass	80% Non-fibrous (Other)	None Detected
2111080141MB-36-D <small>322120809-0036C</small>	Gray/Beige Fibrous Homogeneous	98% Cellulose	2% Non-fibrous (Other)	None Detected
2111080141MB-36-E <small>322120809-0036D</small>	Brown Fibrous Homogeneous	98% Cellulose	2% Non-fibrous (Other)	None Detected
2111080141MB-36-F <small>322120809-0036E</small> <i>Mastic</i>	Black Non-Fibrous Homogeneous		100% Non-fibrous (Other)	None Detected
2111080141MB-37-A <small>322120809-0037</small> QC	Black/Silver Fibrous Homogeneous	10% Glass	90% Non-fibrous (Other)	None Detected

Initial report from: 11/12/2021 17:03:57



# LA Testing

520 Mission Street South Pasadena, CA 91030

Tel/Fax: (323) 254-9960 / (323) 254-9982

<http://www.LATesting.com> / [pasadenalab@lateesting.com](mailto:pasadenalab@lateesting.com)

LA Testing Order: 322120809

Customer ID: 32EXEC52

Customer PO:

Project ID:

## Test Report: Asbestos Analysis of Bulk Materials via EPA 600/R-93/116 Method using Polarized Light Microscopy

Sample	Appearance	Non-Asbestos		Asbestos % Type
		% Fibrous	% Non-Fibrous	
2111080141M-37-B  322120809-0037A QC	Black Non-Fibrous Homogeneous		100% Non-fibrous (Other)	None Detected
2111080141M-37-C  322120809-0037B QC	Black Non-Fibrous Homogeneous		92% Non-fibrous (Other)	8% Chrysotile
2111080141MB-38  322120809-0038 Mastic QC	Black/Silver Fibrous Heterogeneous		93% Non-fibrous (Other)	7% Chrysotile
2111080141MB-39-A  322120809-0039	Black Non-Fibrous Homogeneous	10% Cellulose	90% Non-fibrous (Other)	None Detected
2111080141MB-39-B  322120809-0039A	Black Fibrous Homogeneous	10% Cellulose	90% Non-fibrous (Other)	None Detected
2111080141MB-39-C  322120809-0039B Mastic QC	Black Non-Fibrous Homogeneous		92% Non-fibrous (Other)	8% Chrysotile
2111080141MB-40-A  322120809-0040	Black/Silver Non-Fibrous Homogeneous	5% Glass	95% Non-fibrous (Other)	None Detected
2111080141MB-40-B  322120809-0040A	Black Fibrous Homogeneous	15% Glass	85% Non-fibrous (Other)	None Detected
2111080141MB-41-A  322120809-0041	Black/Silver Non-Fibrous Homogeneous	7% Glass	93% Non-fibrous (Other)	None Detected
2111080141MB-41-B  322120809-0041A	Black Fibrous Homogeneous	15% Glass	85% Non-fibrous (Other)	None Detected
2111080141MB-42  322120809-0042 QC	Black/Silver Non-Fibrous Homogeneous	5% Glass	95% Non-fibrous (Other)	None Detected
2111080141MB-43-A  322120809-0043	Black/Silver Fibrous Homogeneous	45% Synthetic 8% Glass	47% Non-fibrous (Other)	None Detected
2111080141M-43-B  322120809-0043A	Black Fibrous Homogeneous	20% Glass	80% Non-fibrous (Other)	None Detected
2111080141M-43-C  322120809-0043B	Black Fibrous Homogeneous	40% Cellulose	60% Non-fibrous (Other)	None Detected
2111080141M-43-D  322120809-0043C	Brown/Beige Fibrous Homogeneous	85% Cellulose	15% Non-fibrous (Other)	None Detected
2111080141M-43-E  322120809-0043D	Brown Fibrous Homogeneous	98% Cellulose	2% Non-fibrous (Other)	None Detected
2111080141MB-44-A  322120809-0044	Black/Silver Fibrous Homogeneous	45% Synthetic 10% Glass	45% Non-fibrous (Other)	None Detected
2111080141M-44-B  322120809-0044A	Black Fibrous Homogeneous	20% Glass	80% Non-fibrous (Other)	None Detected

Initial report from: 11/12/2021 17:03:57



# LA Testing

520 Mission Street South Pasadena, CA 91030

Tel/Fax: (323) 254-9960 / (323) 254-9982

<http://www.LATesting.com> / [pasadenalab@latesting.com](mailto:pasadenalab@latesting.com)

LA Testing Order: 322120809

Customer ID: 32EXEC52

Customer PO:

Project ID:

## Test Report: Asbestos Analysis of Bulk Materials via EPA 600/R-93/116 Method using Polarized Light Microscopy

Sample	Appearance	Non-Asbestos		Asbestos % Type
		% Fibrous	% Non-Fibrous	
2111080141M-44-C <small>322120809-0044B</small>	Black Fibrous Homogeneous	45% Cellulose	55% Non-fibrous (Other)	None Detected
2111080141M-44-D <small>322120809-0044C</small>	Brown/Beige Fibrous Homogeneous	85% Cellulose	15% Non-fibrous (Other)	None Detected
2111080141MB-45-A <small>322120809-0045</small>	Black/Silver Non-Fibrous Homogeneous	5% Synthetic 15% Glass	80% Non-fibrous (Other)	None Detected
2111080141MB-45-B <small>322120809-0045A</small>	Black Fibrous Homogeneous	15% Cellulose 5% Glass	80% Non-fibrous (Other)	None Detected
2111080141MB-45-C <small>322120809-0045B</small>	Black Fibrous Homogeneous	15% Cellulose 5% Glass	80% Non-fibrous (Other)	None Detected
2111080141MB-45-D <small>322120809-0045C</small>	Gray/Beige Fibrous Homogeneous	98% Cellulose	2% Non-fibrous (Other)	None Detected
2111080141MB-46-A <small>322120809-0046</small>	Black/Silver Fibrous Heterogeneous	45% Synthetic 7% Glass	48% Non-fibrous (Other)	None Detected
2111080141M-46-B <small>322120809-0046A</small>	Black/Beige Non-Fibrous Homogeneous		93% Non-fibrous (Other)	7% Chrysotile
2111080141M-46-C <small>322120809-0046B</small> <i>Mastic</i>	Black Non-Fibrous Homogeneous		100% Non-fibrous (Other)	None Detected
2111080141MB-47 <small>322120809-0047</small>	Black/Silver Fibrous Homogeneous	10% Cellulose 5% Glass	81% Non-fibrous (Other)	4% Chrysotile
2111080141MB-48 <small>322120809-0048</small> QC	Black/Silver Fibrous Homogeneous	15% Cellulose	85% Non-fibrous (Other)	None Detected
2111080141MB-49 <small>322120809-0049</small>	Black/Silver Non-Fibrous Homogeneous	5% Glass	95% Non-fibrous (Other)	None Detected
2111080141MB-50 <small>322120809-0050</small>	Black/Silver Non-Fibrous Homogeneous	5% Glass	95% Non-fibrous (Other)	None Detected
2111080141MB-51 <small>322120809-0051</small>	Black/Silver Non-Fibrous Homogeneous	8% Glass	92% Non-fibrous (Other)	None Detected
2111080141MB-52-A <small>322120809-0052</small>	Gray/Black Fibrous Heterogeneous	10% Glass	90% Non-fibrous (Other)	None Detected
2111080141M-52-B <small>322120809-0052A</small>	Gray/Black/Silver Non-Fibrous Homogeneous	10% Glass	90% Non-fibrous (Other)	None Detected
2111080141M-52-C <small>322120809-0052B</small>	Black Fibrous Homogeneous	15% Glass	85% Non-fibrous (Other)	None Detected
2111080141M-52-D <small>322120809-0052C</small>	Brown Fibrous Homogeneous	98% Cellulose	2% Non-fibrous (Other)	None Detected
2111080141MB-53-A <small>322120809-0053</small>	Gray/Black Fibrous Heterogeneous	10% Glass	90% Non-fibrous (Other)	None Detected

Initial report from: 11/12/2021 17:03:57



# LA Testing

520 Mission Street South Pasadena, CA 91030

Tel/Fax: (323) 254-9960 / (323) 254-9982

<http://www.LATesting.com> / [pasadenalab@latesting.com](mailto:pasadenalab@latesting.com)

LA Testing Order: 322120809

Customer ID: 32EXEC52

Customer PO:

Project ID:

## Test Report: Asbestos Analysis of Bulk Materials via EPA 600/R-93/116 Method using Polarized Light Microscopy

Sample	Appearance	Non-Asbestos		Asbestos % Type
		% Fibrous	% Non-Fibrous	
2111080141M-53-B <small>322120809-0053A</small>	Black/Silver Fibrous Homogeneous	10% Glass	90% Non-fibrous (Other)	None Detected
2111080141M-53-C <small>322120809-0053B</small>	Black Fibrous Homogeneous	15% Glass	85% Non-fibrous (Other)	None Detected
2111080141M-53-D <small>322120809-0053C</small>	Black Fibrous Homogeneous	45% Cellulose	55% Non-fibrous (Other)	None Detected
2111080141M-53-E <small>322120809-0053D</small>	Brown Fibrous Homogeneous	98% Cellulose	2% Non-fibrous (Other)	None Detected
2111080141MB-54-A <small>322120809-0054</small>	Black/Silver Fibrous Homogeneous	10% Cellulose 15% Glass	75% Non-fibrous (Other)	None Detected
2111080141MB-54-B <small>322120809-0054A</small>	Black Non-Fibrous Homogeneous	10% Cellulose	90% Non-fibrous (Other)	None Detected
2111080141MB-54-C <small>322120809-0054B</small>	Gray/Beige Fibrous Homogeneous	98% Cellulose	2% Non-fibrous (Other)	None Detected
2111080141MB-55-A <small>322120809-0055</small>	Black/Silver Fibrous Heterogeneous	10% Cellulose 45% Synthetic	45% Non-fibrous (Other)	None Detected
2111080141MB-55-B <small>322120809-0055A</small> Mastic QC	Black Non-Fibrous Homogeneous		100% Non-fibrous (Other)	None Detected
2111080141MB-56-A <small>322120809-0056</small>	Black/Silver Fibrous Heterogeneous	10% Cellulose 45% Synthetic	45% Non-fibrous (Other)	None Detected
2111080141MB-56-B <small>322120809-0056A</small> QC	Black Non-Fibrous Homogeneous		100% Non-fibrous (Other)	None Detected
2111080141MB-57-A <small>322120809-0057</small>	Black/Silver Non-Fibrous Homogeneous	10% Cellulose 40% Synthetic	50% Non-fibrous (Other)	None Detected
2111080141MB-57-B <small>322120809-0057A</small>	Black Non-Fibrous Homogeneous		100% Non-fibrous (Other)	None Detected

Analyst(s)

Guillermo Hernandez (57)

Humberto Espinoza Bajo (117)

Jerry Drapala Ph.D, Laboratory Manager  
or Other Approved Signatory

LA Testing maintains liability limited to cost of analysis. Interpretation and use of test results are the responsibility of the client. This report relates only to the samples reported above, and may not be reproduced, except in full, without written approval by LA Testing. LA Testing bears no responsibility for sample collection activities or analytical method limitations. The report reflects the samples as received. Results are generated from the field sampling data (sampling volumes and areas, locations, etc.) provided by the client on the Chain of Custody. Samples are within quality control criteria and met method specifications unless otherwise noted. The above analyses were performed in general compliance with Appendix E to Subpart E of 40 CFR (previously EPA 600/M4-82-020 "Interim Method") but augmented with procedures outlined in the 1993 ("final") version of the method. This report must not be used by the client to claim product certification, approval, or endorsement by NVLAP, NIST or any agency of the federal government. Non-friable organically bound materials present a problem matrix and therefore LA Testing recommends gravimetric reduction prior to analysis. Unless requested by the client, building materials manufactured with multiple layers (i.e. linoleum, wallboard, etc.) are reported as a single sample. Estimation of uncertainty is available on request.

Samples analyzed by LA Testing South Pasadena, CA NVLAP Lab Code 200232-0, CA ELAP 2283

Initial report from: 11/12/2021 17:03:57

#322120809



**Industrial Hygiene Laboratory Submittal  
Asbestos -- PLM**

**Originating Office**  
 310 E. Foothill Blvd., Suite 200  
 Arcadia, CA 91006  
 Phone: 626.441.7050  
 Fax: 626.441.0016

**Lab Submitted to:**  
 AmeriSci  
 EMLab (Glendale)  
 LA Testing

**Routine** (5 Days)  
 **RUSH** (surcharges may apply)  
 Circle 6 hours 24 hours 48 hours 3 to 5 days  
 One hour hours hours hours

**Project #:** 21-Z0172-0141  
**Sampled by:** Matt Barna

**Site Zip Code:** 91723  
**Sample Date:** 11/08/2021  
 Page 1 of 10

**The receiving Laboratory is required to complete the following:**

- All invoices are to be sent to: 310 E. Foothill Blvd., Suite 200, Arcadia, CA 91006 with a copy of the lab report.
- Analyze all samples by PLM by EPA 600/R-93/116.
- Stop analysis of homogeneous groups at first positive that is greater than or equal to 1.0% MS

**Building Name:** Electrical Room  
 4. All lab reports and invoices are to contain the Project Number from above.  
 5. Unsigned and reports marked draft are unacceptable.  
 6. Report to the attention of: Yesenia Galeana, Phone: (562) 889-1327

**Optional items to be completed by the laboratory (if check marked):**  Email Report to: Info@execenv.com  Other: ygaleana@execenv.com  
 US Mail Report to:  Originating office check marked above  Other:  
 Alternate billing address:

Sample No.:	Sample Location - Include Room information where appropriate	Material Description	Homogeneous Location	No.	Quantity	Percent Damaged
-1	ER NW	Roof Core	Electrical Room Roof	1	800SF	0
-2	NE	I	I	I	I	I
-3	SE	I	I	I	I	I
-4	ER NW Roof Jack	Roof Mast	Electrical Room Roof at Roof Jacks, Drains, HVAC, and Flashings in Some Areas	2	15SF	0
-5	NE Wall Transition	I	I	I	I	I
-6	SE HVAC Roof Jack	I	I	I	I	I

Prefix: 2111 08 0141MB

**Notes:**  
 Released By, Date: 11/8/21  
 Received By, Date: 11/8/21 3:26PM

*Signature*  
 11/08/2021 1530

Released By, Date, & Time: \_\_\_\_\_





Industrial Hygiene Laboratory Submittal Asbestos -- PLM

Originating Office

310 E. Foothill Blvd., Suite 200 Arcadia, CA 91006 Phone: 626.441.7050 Fax: 626.441.0016

Lab Submitted to:

AmeriSci EMLab (Glendale) LA Testing

Routine Working (5 Days) RUSH (surcharges may apply) Circle 6 24 48 hours hours hours 3 to 5 days

Project #: 21-Z0172-0141

Sampled by: Matt Barna

Site Zip Code: 91723

Sample Date: 11/08/2021

Page 2 of 10

The receiving Laboratory is required to complete the following:

- 1. All invoices are to be sent to: 310 E. Foothill Blvd., Suite 200, Arcadia, CA 91006 with a copy of the lab report.
2. Analyze all samples by PLM by EPA 600/R-93/116.
3. Stop-analysis of homogeneous-groups at first positive that is greater than or equal to 1.0% MB

Building Name: Electrical Room Covered Walkway 1

- 4. All lab reports and invoices are to contain the Project Number from above.
5. Unsigned and reports marked draft are unacceptable.
6. Report to the attention of: Yesenia Galeana, Phone: (562) 889-1327

Optional Items to be completed by the laboratory (if check marked): [X] Email Report to: info@execenv.com [X] Other: ygaleana@execenv.com

[X] US Mail Report to: [X] Originating office check marked above [ ] Other: [ ] Alternate billing address:

Table with 6 columns: Sample No., Sample Location - Include Room information where appropriate, Material Description, Homogeneous Location, Quantity, Percent Damaged. Rows include samples -7 to -12 with descriptions like Conduit Pads, Roof Core, and locations like Electrical Room, Covered Walkway 1.

Prefix: 2111 08 0141MB

Notes: Released By, Date, & Time: 11/8/21 Matt Barna 3:26PM

Released By, Date, & Time: [Signature] 11/08/21 1:50

#322120809



**Industrial Hygiene Laboratory Submittal  
Asbestos -- PLM**

**Originating Office**  
 310 E. Foothill Blvd., Suite 200  
 Arcadia, CA 91006  
 Phone: 626.441.7050  
 Fax: 626.441.0016

**Lab Submitted to:**  
 AmeriSci  
 EMLab (Glendale)  
 LA Testing

**Sampled by:** Matt Barna  
**Site Zip Code:** 91723  
**Sample Date:** 11/08/2021

**Project #:** 21-Z0172-0141  
**Building Name:** Covered walkway 1

**Page 3 of 3**

**Routine** (5 Days)  
 **RUSH** (surcharges may apply)  
 Circle 6 hours 24 hours 48 hours 3 to 5 days

**The receiving Laboratory is required to complete the following:**

- All invoices are to be sent to: 310 E. Foothill Blvd., Suite 200, Arcadia, CA 91006 with a copy of the lab report.
- Analyze all samples by PLM by EPA 600/R-93/116.
- Stop analysis of homogeneous groups at first positive that is greater than or equal to 1.0% ~~MB~~

**Optional items to be completed by the laboratory (if check marked):**  Email Report to: [info@execenv.com](mailto:info@execenv.com)  Other: [ygaleana@execenv.com](mailto:ygaleana@execenv.com)

US Mail Report to:  Originating office check marked above  Other:  Alternate billing address:

Sample No.:	Sample Location - Include Room information where appropriate	Material Description	Homogeneous Location	No.	Quantity	Percent Damaged
-13	CW1 NW Drain	Roof Waste	Covered walkway 1	5	55f	0
-14	Middle Flashing					
-15	SE Flashing					
-16	CW1 NW	Conduit Pools	Covered walkway 1	6	55f	0
-17	Middle					
-18	SE					

Prefix: 2111 08 0141MB

**Notes:** 11/8/21 Attention 3:26PM

Released By, Date, & Time: 11/19/2021 1530

Received By, Date, & Time: [Signature]

#322120809



Industrial Hygiene Laboratory Submittal  
Asbestos -- PLM

**Originating Office**  
 310 E. Foothill Blvd., Suite 200  
 Arcadia, CA 91006  
 Phone: 626.441.7050  
 Fax: 626.441.0016

**Lab Submitted to:**  
 AmeriSci  
 EMLab (Glendale)  
 LA Testing

**Routine** (5 Days)  
 **RUSH** (surcharges may apply)  
 Circle One: 6 hours, 24 hours, 48 hours, 3 to 5 days

**Project #:**  
21-Z0172-0141

**Sampled by:**  
Matt Barna

**Site Zip Code:**  
91723

**Sample Date:**  
11/08/2021

Page 4 of 4

**The receiving Laboratory is required to complete the following:**

- All invoices are to be sent to: 310 E. Foothill Blvd., Suite 200, Arcadia, CA 91006 with a copy of the lab report.
- Analyze all samples by PLM by EPA 600/R-93/116.
- Stop analysis of homogeneous groups at first positive that is greater than or equal to 1.0% MB

**Building Name:** Covered Walkway 2

- All lab reports and invoices are to contain the Project Number from above.
- Unsigned and reports marked draft are unacceptable.
- Report to the attention of: Yesenia Galeana, Phone: (562) 889-1327

**Optional Items to be completed by the laboratory (if check marked):**  Email Report to: [info@execenv.com](mailto:info@execenv.com)  Other: [y.galeana@execenv.com](mailto:y.galeana@execenv.com)

US Mail Report to:  Originating office check marked above  Other:  Alternate billing address:

Sample No.:	Sample Location - Include Room information where appropriate	Material Description	Homogeneous Location	No.	Quantity	Percent Damaged
-19	Corridor NE	Rock Core	Covered walkway 2	7	150g F	0
-20	S					
-21	NW					
-22	Corridor NE Flashing	Rock Maske	Covered walkway 2 Drains, Roof Joints, and Flashings in some Areas	8	25g F	0
-23	S Drain					
-24	NW Roof Joint					

Prefix: 2111  
08 0141MB

**Notes:**  
 Received By, Date, & Time: 11/8/21 Matt Barna 3:26 PM  
 Released By, Date, & Time: [Signature] 11/8/21 1:50 PM

#322120809



**Industrial Hygiene Laboratory Submittal Asbestos -- PLM**

**Originating Office**

310 E. Foothill Blvd., Suite 200  
Arcadia, CA 91006  
Phone: 626.441.7050  
Fax: 626.441.0016

**Lab Submitted to:**

AmeriSci  
 EMLab (Glendale)  
 LA Testing

Routine (5 Days)  
 RUSH (surcharges may apply)  
Circle 6 24 48 hours hours days

Project #: 21-Z0172-0141

Sampled by: Matt Barna

Site Zip Code: 91723

Sample Date: 11/ /2021

Page of 5 of

**The receiving Laboratory is required to complete the following:**

- All invoices are to be sent to: 310 E. Foothill Blvd., Suite 200, Arcadia, CA 91006 with a copy of the lab report.
- Analyze all samples by PLM by EPA 600/R-93/116.
- Stop analysis of homogeneous groups at first positive that is greater than or equal to 1.0% - MB

Building Name: Coverel walkway 2, 3

- All lab reports and invoices are to contain the Project Number from above.
- Unsigned and reports marked draft are unacceptable.
- Report to the attention of: Yesenia Galeana, Phone: (562) 889-1327

**Optional items to be completed by the laboratory (if check marked):**  Email Report to:  Info@execenv.com  Other: ygaleana@execenv.com;  Alternate billing address:

US Mail Report to:  Originating office check marked above  Other:

Sample No.:	Sample Location - Include Room information where appropriate	Material Description	Homogeneous Location	No.	Quantity	Percent Damaged
-25	CW2 NE	Conduit Pipe	Coverel walkway 2	9	5st	0
-26	S					
-27	NW					
-28	CW3 NW	Roof Core	Coverel walkway 3	10	100st	0
-29	NE					
-30	SW					

Prefix: 2111 08 0141MB

Released By, Date, & Time: 11/8/21 Matt Barna 4:26 PM

Received By, Date, & Time: 11/08/2021 15:30

Released By, Date, & Time: [Signature]

#322120809



**Industrial Hygiene Laboratory Submittal Asbestos -- PLM**

**Originating Office**  
 310 E. Foothill Blvd., Suite 200  
 Arcadia, CA 91006  
 Phone: 626.441.7050  
 Fax: 626.441.0016

**Lab Submitted to:**  
 AmeriSci  
 EMLab (Glendale)  
 LA Testing

**Routine** (5 Days)  
 **RUSH** (surcharges may apply)  
 Circle 6 hours 24 hours 48 hours 3 to 5 days  
 One hours hours hours days

**Project #:**  
 21-Z0172-0141

**Sampled by:**  
 Matt Barna

**Site Zip Code:**  
 91723

**Sample Date:**  
 11/ /2021

610  
 Page of

**The receiving Laboratory is required to complete the following:**

- All invoices are to be sent to: 310 E. Foothill Blvd., Suite 200, Arcadia, CA 91006 with a copy of the lab report.
- Analyze all samples by PLM by EPA 600/R-93/116.
- Stop analysis of homogeneous groups at first positive that is greater than or equal to 1.0% - MB

**Building Name:**

- All lab reports and invoices are to contain the Project Number from above.
- Unsigned and reports marked draft are unacceptable.
- Report to the attention of: Yesenia Galeana, Phone: (562) 889-1327

**Optional items to be completed by the laboratory (if check marked):**  Email Report to:  Info@execenv.com  Other: ygaleana@execenv.com;

US Mail Report to:  Originating office check marked above  Other:  Alternate billing address:

Sample No.:	Sample Location - Include Room information where appropriate	Material Description	Homogeneous Location	No.	Quantity	Percent Damaged
-31	CWS NW Flashing	Roof Mastz	Covered Walkway 3	11	1256	0
-32	NE Drain					
-33	SW Flashing					
-34	CWY N	Roof Core	Covered Walkway 4	12	59056	0
-35	Middle					
-36	S					

Prefix: 2111  
 0141MB

Released By, Date, & Time:

Received By, Date, & Time:

Released By, Date, & Time:

Notes:  
 11/8/21 Matt Barna 3:26 PM  
 [Signature]  
 11/08/21 1530

#322120809



Industrial Hygiene Laboratory Submittal  
Asbestos -- PLM

**Originating Office**  
 310 E. Foothill Blvd., Suite 200  
 Arcadia, CA 91006  
 Phone: 626.441.7050  
 Fax: 626.441.0016

**Lab Submitted to:**  
 AmeriSci  
 EMLab (Glendale)  
 LA Testing

**Sample Date:** 11/ /2021

**Site Zip Code:** 91723

**Sampled by:** Matt Barna

**Project #:** 21-Z0172-0141

**RUSH (surcharges may apply)**  
 Circle 6 24 48 3 to 5  
 One hours hours hours days

**Routine (5 Days)**  
 Routine Working

**Page of** 710

**The receiving Laboratory is required to complete the following:**

- All invoices are to be sent to: 310 E. Foothill Blvd., Suite 200, Arcadia, CA 91006 with a copy of the lab report.
- Analyze all samples by PLM by EPA 600/R-93/116.
- Stop analysis of homogeneous groups at first positive that is greater than or equal to 1.0% *ML*

**Building Name:**

- All lab reports and invoices are to contain the Project Number from above.
- Unsigned and reports marked draft are unacceptable.
- Report to the attention of: Yessenia Galeana, Phone: (562) 889-1327

**Optional items to be completed by the laboratory (if check marked):**  Email Report to: [Info@execenv.com](mailto:Info@execenv.com)  Other: [y.galeana@execenv.com](mailto:y.galeana@execenv.com);

US Mail Report to:  Originating office check marked above  Other:

Alternate billing address:

Sample No.:	Sample Location - Include Room information where appropriate	Material Description	Homogeneous Location	No.	Quantity	Percent Damaged
-37	CMV N Roof Jack	Rubb Waste	covered walkway y red jacks Drain and	13	55sf	0
-38	E Flashing		Flashing in some areas	1		
-39	S Drain			1		
-40	CMV N	Conduit Pad	Covered walkway y	14	55sf	0
-41				1		
-42				1		

Prefix: 2111 08 0141MB

**Notes:**

Received By, Date, & Time: 11/18/21 *Watt* 3:26PM

Released By, Date, & Time: *Shirley De* 11/18/2021 1530

Received By, Date, & Time: \_\_\_\_\_

Released By, Date, & Time: \_\_\_\_\_

#322120809



Industrial Hygiene Laboratory Submittal  
Asbestos -- PLM

**Originating Office**  
 310 E. Foothill Blvd., Suite 200  
 Arcadia, CA 91006  
 Phone: 626.441.7050  
 Fax: 626.441.0016

**Lab Submitted to:**  
 AmeriSci  
 EMLab (Glendale)  
 LA Testing

**Routine** (5 Days)  
 **RUSH** (surcharges may apply)  
 Circle 6 hours 24 hours 48 hours 3 to 5 days  
 One hours hours days

**Project #:**  
21-Z0172-0141

**Sampled by:**  
Matt Barna

**Site Zip Code:**  
91723

**Sample Date:**  
11/ /2021

810  
Page of

**The receiving Laboratory is required to complete the following:**

- All invoices are to be sent to: 310 E. Foothill Blvd., Suite 200, Arcadia, CA 91006 with a copy of the lab report.
- Analyze all samples by PLM by EPA 600/R-93/116.
- Stop-analysis-of-homogeneous-groups-at-first-positive-that-is-greater-than-or-equal-to-1.0% MB

**Building Name:**

- All lab reports and invoices are to contain the Project Number from above.
- Unsigned and reports marked draft are unacceptable.
- Report to the attention of: Yessenia Galeana, Phone: (562) 889-4327

**Optional items to be completed by the laboratory (if check marked):**  Email Report to:  [Info@execenv.com](mailto:Info@execenv.com)  Other: [ygaleana@execenv.com](mailto:ygaleana@execenv.com);  
 US Mail Report to:  Originating office check marked above  Other:  Alternate billing address:

Sample No.:	Sample Location - Include Room information where appropriate	Material Description	Homogeneous Location	No.	Quantity	Percent Damaged
-43	CWS NW	Roof Core	Covered Walkways	15	1500SF	0
-44	NE	I	I	I	I	I
-45	SE	I	I	I	I	I
-46	CWS NW Flashing	Roof Waste	Covered walkways Roof Jacks, Drabs, Flashings in same Areas	16	255F	0
-47	NE Flashing	I	I	I	I	I
-48	SE Flashing	I	I	I	I	I

Prefix: 2111 & 0141MB

Released By, Date, & Time:

Received By, Date, & Time:

Released By, Date, & Time:

Released By, Date, & Time:

11/8/21 Matt 3:26 PM

Mapper CB  
11/08/2021 1:50

#322120809



**Industrial Hygiene Laboratory Submittal Asbestos -- PLM**

**Originating Office**

310 E. Foothill Blvd., Suite 200  
Arcadia, CA 91006  
Phone: 626.441.7050  
Fax: 626.441.0016

**Lab Submitted to:**

AmeriSci  
 EMLab (Glendale)  
 LA Testing

Routine (5 Days)  
 RUSH (surcharges may apply)  
Circle 6 hours 24 hours 48 hours 3 to 5 days

**Project #:**  
21-Z0172-0141

**Sampled by:**  
Matt Barna

**Site Zip Code:**  
91723

**Sample Date:**  
11/ /2021

**Page of**  
9/10

**The receiving Laboratory is required to complete the following:**

- All invoices are to be sent to: 310 E. Foothill Blvd., Suite 200, Arcadia, CA 91006 with a copy of the lab report.
- Analyze all samples by PLM by EPA 600/R-93/116.
- Stop analysis of homogeneous groups at first positive that is greater than or equal to 1.0% *MB*

**Building Name:**

- All lab reports and invoices are to contain the Project Number from above.
- Unsigned and reports marked draft are unacceptable.
- Report to the attention of: Yessenia Galeana, Phone: (562) 889-1327

**Optional items to be completed by the laboratory (if check marked):**  Email Report to:  Info@execenv.com  Other: ygaleana@execenv.com;  US Mail Report to:  Originating office check marked above  Other:  Alternate billing address:

Sample No.:	Sample Location - Include Room information where appropriate	Material Description	Homogeneous Location	No.	Quantity	Percent Damaged
-49	CWS NE	conduit pipe	covered walkways	17	5sf	0
-50	NW					
-51	SE					
-52	CWS N	Rock Core	covered walkways	18	300sf	0
-53	middle					
-54	S					

Prefix: 2111 0141MB

Released By, Date, & Time:

Received By, Date, & Time:

Released By, Date, & Time:

*Signature*  
11/08/21 3:26 PM  
*Signature*  
11/08/21 1:30



#322120809



**Industrial Hygiene Laboratory Submittal Asbestos -- PLM**

**Originating Office**

310 E. Foothill Blvd., Suite 200  
Arcadia, CA 91006  
Phone: 626.441.7050  
Fax: 626.441.0016

**Lab Submitted to:**

AmeriSci  
 EMLab (Glendale)  
 LA Testing

Routine (5 Days)  
Circle 6 hours One day  
Circle 24 hours 3 to 5 days  
Circle 48 hours 3 to 5 days

Project #: 21-Z0172-0141

Sampled by: Matt Barna

Site Zip Code: 91723

Sample Date: 11/08/2021

Page of 10

**The receiving Laboratory is required to complete the following:**

- All invoices are to be sent to: 310 E. Foothill Blvd., Suite 200, Arcadia, CA 91006 with a copy of the lab report.
- Analyze all samples by PLM by EPA 600/R-93/116.
- Stop analysis of homogeneous groups at first positive that is greater than or equal to 1.0% MS

Building Name: Coveel walkway 6

- All lab reports and invoices are to contain the Project Number from above.
- Unsigned and reports marked draft are unacceptable.
- Report to the attention of: Yesenia Galeana, Phone: (562) 889-1327

Optional items to be completed by the laboratory (if check marked):  Email Report to:  Info@execenv.com  Other: ygaleana@execenv.com

US Mail Report to:  Originating office check marked above  Other:  Alternate billing address:

Sample No.:	Sample Location - Include Room information where appropriate	Material Description	Homogeneous Location	No.	Quantity	Percent Damaged
-55	CW6 N drain	Rock Mastic	Coveel walkway 6	19	20 SF	0
-56	E Flashing		Drains, flashings at same areas, foot jacks	1	1	1
-57	S Foot Jack			1	1	1

Prefix: 2111 0141MB

Notes: 11/8/21 Asst Am 3:20pm  
 Received By, Date, & Time: 11/08/21 15:30  
 Released By, Date, & Time: 11/08/21 15:30



# LA Testing

520 Mission Street South Pasadena, CA 91030

Tel/Fax: (323) 254-9960 / (323) 254-9982

<http://www.LATesting.com> / [pasadenalab@latesting.com](mailto:pasadenalab@latesting.com)

LA Testing Order: 322203475

Customer ID: 32EXEC52

Customer PO:

Project ID:

**Attention:** Yesenia Galeana  
Executive Environmental Services Corp.  
310 East Foothill Blvd.  
Suite 200  
Arcadia, CA 91006

**Project:** 21-Z0172-0141 | Sampled by: Matt Barna

**Phone:** (626) 441-7050

**Fax:** (626) 441-0016

**Received Date:** 02/15/2022 3:40 PM

**Analysis Date:** 02/16/2022

**Collected Date:**

## Test Report: Asbestos Analysis of Bulk Materials via EPA 600/R-93/116 Method using Polarized Light Microscopy

Sample	Appearance	Non-Asbestos		Asbestos
		% Fibrous	% Non-Fibrous	% Type
2202150141MB-58-A <small>322203475-0001</small>	Silver Non-Fibrous Homogeneous		100% Non-fibrous (Other)	None Detected
2202150141MB-58-B <small>322203475-0001A</small>	Black Non-Fibrous Homogeneous	5% Glass	95% Non-fibrous (Other)	None Detected
2202150141MB-58-C <small>322203475-0001B</small>	Black Non-Fibrous Homogeneous	20% Glass	80% Non-fibrous (Other)	None Detected
2202150141MB-58-D <small>322203475-0001C</small>	Black Non-Fibrous Homogeneous	90% Glass	10% Non-fibrous (Other)	None Detected
2202150141MB-58-E <small>322203475-0001D</small>	Gray Fibrous Homogeneous	60% Cellulose	10% Perlite 30% Non-fibrous (Other)	None Detected
2202150141MB-59-A <small>322203475-0002</small>	Silver Non-Fibrous Homogeneous		100% Non-fibrous (Other)	None Detected
2202150141MB-59-B <small>322203475-0002A</small>	Black Non-Fibrous Homogeneous	90% Glass	10% Non-fibrous (Other)	None Detected
2202150141MB-59-C <small>322203475-0002B</small>	Black Non-Fibrous Homogeneous	20% Synthetic	80% Non-fibrous (Other)	None Detected
2202150141MB-59-D <small>322203475-0002C</small>	Black Non-Fibrous Homogeneous	20% Glass	80% Non-fibrous (Other)	None Detected
2202150141MB-59-E <small>322203475-0002D</small>	Gray Fibrous Homogeneous	60% Cellulose	10% Perlite 30% Non-fibrous (Other)	None Detected
2202150141MB-60-A <small>322203475-0003</small>	Silver Non-Fibrous Homogeneous		100% Non-fibrous (Other)	None Detected
2202150141MB-60-B <small>322203475-0003A</small>	Black Fibrous Homogeneous	10% Synthetic	90% Non-fibrous (Other)	None Detected
2202150141MB-60-C <small>322203475-0003B</small>	Black Fibrous Homogeneous	5% Cellulose 15% Glass	80% Non-fibrous (Other)	None Detected
2202150141MB-60-D <small>322203475-0003C</small>	Beige Fibrous Homogeneous		100% Non-fibrous (Other)	None Detected
2202150141MB-61 <small>322203475-0004</small>	Black/Silver Non-Fibrous Homogeneous		100% Non-fibrous (Other)	None Detected
2202150141MB-62 <small>322203475-0005</small>	Gray/Black/Silver Non-Fibrous Homogeneous	5% Cellulose 3% Glass	92% Non-fibrous (Other)	None Detected

Initial report from: 02/16/2022 08:38:15



# LA Testing

520 Mission Street South Pasadena, CA 91030

Tel/Fax: (323) 254-9960 / (323) 254-9982

<http://www.LATesting.com> / [pasadenalab@lateesting.com](mailto:pasadenalab@lateesting.com)

LA Testing Order: 322203475

Customer ID: 32EXEC52

Customer PO:

Project ID:

## Test Report: Asbestos Analysis of Bulk Materials via EPA 600/R-93/116 Method using Polarized Light Microscopy

Sample	Appearance	Non-Asbestos		Asbestos
		% Fibrous	% Non-Fibrous	% Type
2202150141MB-63 <small>322203475-0006</small>	Black/Silver Non-Fibrous Homogeneous	10% Cellulose	90% Non-fibrous (Other)	None Detected
2202150141MB-64 <small>322203475-0007</small>	Black/Silver Non-Fibrous Homogeneous	5% Glass	95% Non-fibrous (Other)	None Detected
2202150141MB-65 <small>322203475-0008</small>	Black/Silver Non-Fibrous Homogeneous		100% Non-fibrous (Other)	None Detected
2202150141MB-66 <small>322203475-0009</small>	Black Non-Fibrous Homogeneous	5% Glass	95% Non-fibrous (Other)	None Detected

Analyst(s)

Nahid Motamedi (14)

Yisely Sanchez (6)

Jerry Drapala Ph.D, Laboratory Manager  
or Other Approved Signatory

LA Testing maintains liability limited to cost of analysis. Interpretation and use of test results are the responsibility of the client. This report relates only to the samples reported above, and may not be reproduced, except in full, without written approval by LA Testing. LA Testing bears no responsibility for sample collection activities or analytical method limitations. The report reflects the samples as received. Results are generated from the field sampling data (sampling volumes and areas, locations, etc.) provided by the client on the Chain of Custody. Samples are within quality control criteria and met method specifications unless otherwise noted. The above analyses were performed in general compliance with Appendix E to Subpart E of 40 CFR (previously EPA 600/M4-82-020 "Interim Method") but augmented with procedures outlined in the 1993 ("final") version of the method. This report must not be used by the client to claim product certification, approval, or endorsement by NVLAP, NIST or any agency of the federal government. Non-friable organically bound materials present a problem matrix and therefore LA Testing recommends gravimetric reduction prior to analysis. Unless requested by the client, building materials manufactured with multiple layers (i.e. linoleum, wallboard, etc.) are reported as a single sample. Estimation of uncertainty is available on request.

Samples analyzed by LA Testing South Pasadena, CA NVLAP Lab Code 200232-0, CA ELAP 2283

Initial report from: 02/16/2022 08:38:15



**Industrial Hygiene Laboratory Submittal**  
Asbestos -- PLM

322203475 #

**Originating Office**  
 310 E. Foothill Blvd., Suite 200  
 Arcadia, CA 91006  
 Phone: 626.441.7050  
 Fax: 626.441.0016

**Lab Submitted to:**  
 AmeriSci  
 EMI Lab (Glendale)  
 LA Testing

Routine (5 Days) Working  
 RUSH (surcharges may apply) Circle One 6 hours 24 hours 48 hours 3 to 5 days  
 Project #: 21-Z0172-0141  
 Sampled by: Matt Barba  
 Site Zip Code: 91791  
 Sample Date: 02/15/2022  
 Page of 2

**The receiving Laboratory is required to complete the following:**

- All invoices are to be sent to: 310 E. Foothill Blvd., Suite 200, Arcadia, CA 91006 with a copy of the lab report.
- Analyze all samples by PLM by EPA 600/R-93/116.
- Stop analysis of homogeneous groups at first positive that is greater than or equal to 1.0% *ME*
- All lab reports and invoices are to contain the Project Number from above.
- Unsigned and reports marked draft are unacceptable.
- Report to the attention of: Yessenia Galeana, Phone: (562) 889-1327

US Mail Report to:  Originating office check marked above  Other:  Alternate billing address:  
 Email Report to:  Info@excecenv.com  Other: ygaleana@excecenv.com

Sample No.:	Sample Location - Include Room information where appropriate	Material Description	Homogeneous Location	No.	Quantity	Percent Damaged
-64	Roof NW Pal	Conduit Pal	Student Servers Building Out	3	55c	0
-65	Roof SW Pal					
-66	Roof S Pal					

Notes:

Released By, Date, & Time: *Matt Barba 2/15/22 3:34 PM*

Received By, Date, & Time: *DMORANOK (DB) 02/15/2022 1540*

Released By, Date, & Time:



**Industrial Hygiene Laboratory Submittal**  
Asbestos -- PLM

322203475 #

**Originating Office**  
310 E. Foothill Blvd., Suite 200  
Arcadia, CA 91006  
Phone: 626.441.7050  
Fax: 626.441.0016

**Lab Submitted to:**  
 AmeriSci  
 EMI Lab (Glendale)  
 LA Testing

Routine (5 Working Days)  RUSH (surcharges may apply) Circle One 6 hours 24 hours 48 hours 3 to 5 days

Project #: 21-20172-0141

Sampled by: Matt Barra

Site Zip Code: 91791

Sample Date: 02/15/2022

Page 1 of 2

**The receiving Laboratory is required to complete the following:**

- All invoices are to be sent to: 310 E. Foothill Blvd., Suite 200, Arcadia, CA 91006 with a copy of the lab report.
  - Analyze all samples by PLM by EPA 600/R-93/116.
  - Step analysis of homogeneous groups at first positive that is greater than or equal to 1.0% *NR*
- Building Name:** Student Services
- All lab reports and invoices are to contain the Project Number from above.
  - Unsigned and reports marked draft are unacceptable.
  - Report to the attention of: Yesenia Galeana, Phone: (562) 889-1327

Optional items to be completed by the laboratory (if check marked):  Email Report to: [Info@excecenv.com](mailto:Info@excecenv.com)  Other: [ygaleana@excecenv.com](mailto:ygaleana@excecenv.com)

US Mail Report to:  Originating office check marked above  Other:  Alternate billing address:

Prefix: 220250141MB

Sample No.:	Sample Location - Include Room information where appropriate	Material Description	Homogeneous Location	No.	Quantity	Percent Damaged
-58	Roof NW	Roof Core	Student Services Building Roof	1	500SF	0
-59	Roof Center			1	1	1
-60	Roof SE at Wall			1	1	1
-61	Roof N HVAC Jack	Roof Masker	Student Services Building Roof	2	155SF	0
-62	Roof E HVAC Jack			1	1	1
-63	Roof E Roof Jack			1	1	1

Notes: *NR*

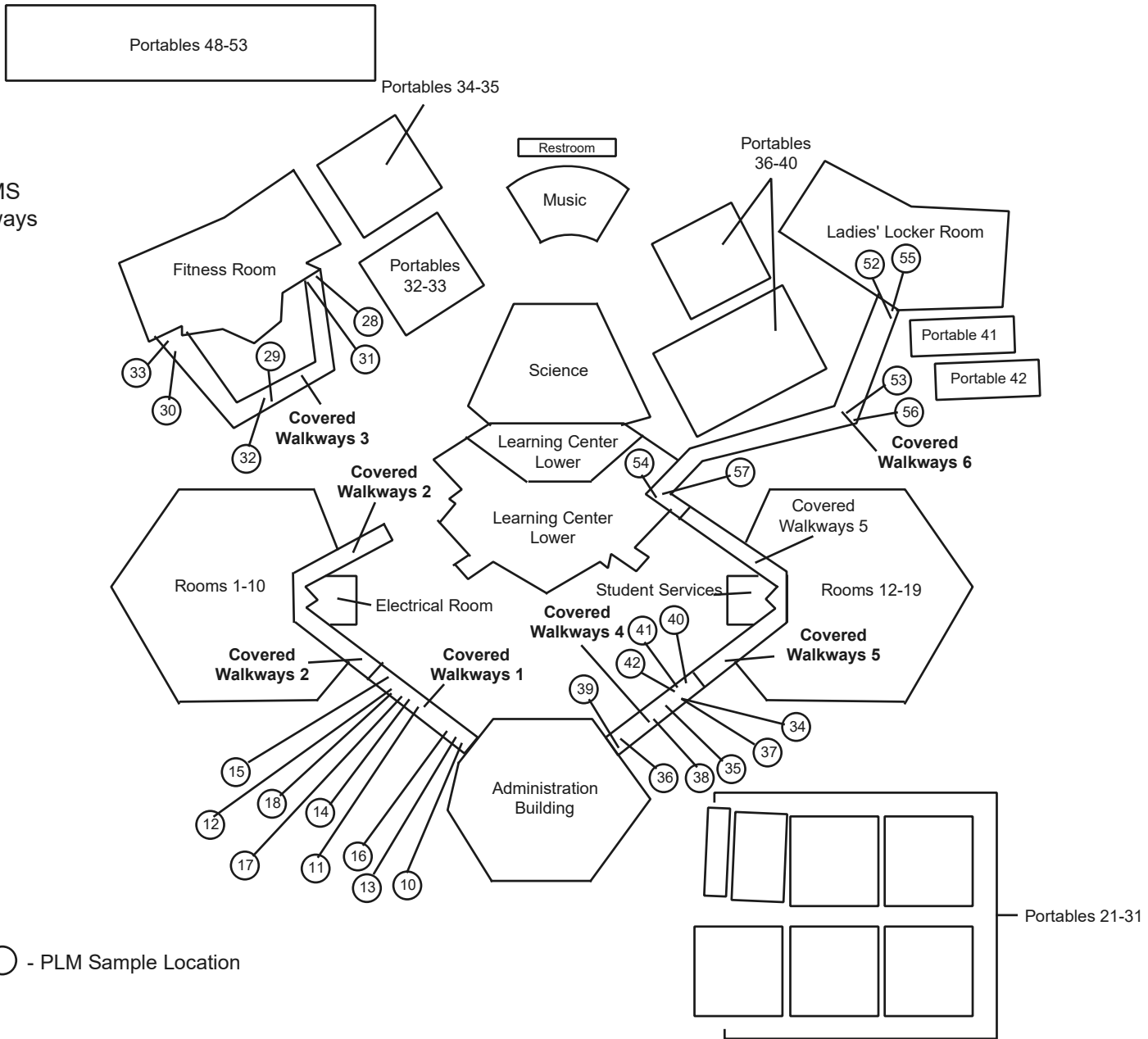
Released By, Date, & Time: *2/15/22 3:39 PM*

Received By, Date, & Time: *02/15/2022 15:40*

Released By, Date, & Time:

**APPENDIX B – SITE DRAWING**

Sierra Vista MS  
Covered Walkways



Client: Covina-Valley USD

Project #: 21-Z0172-0141

Info: PLM Sample Location

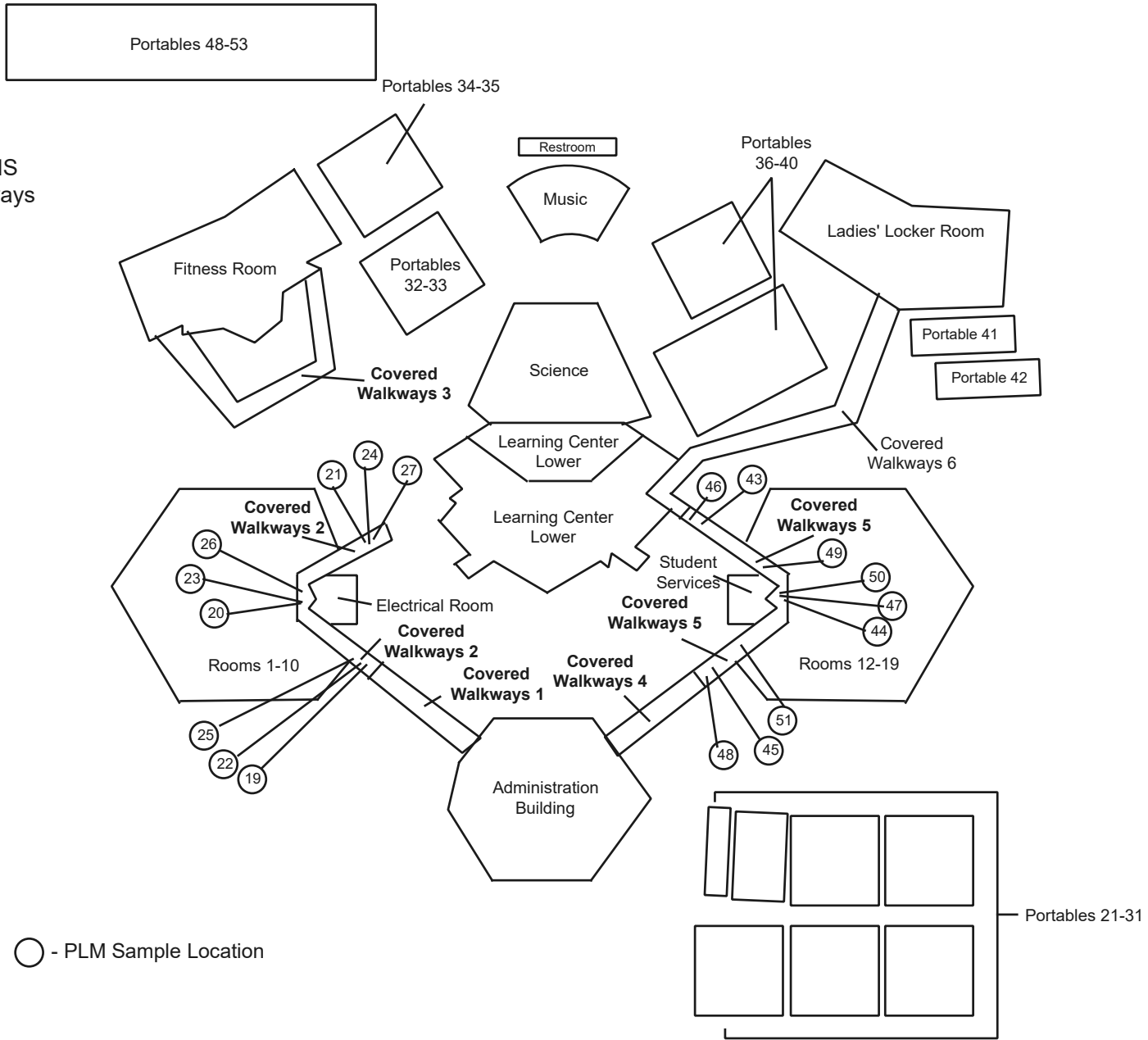


**EXECUTIVE ENVIRONMENTAL**  
HEALTH & SAFETY SIMPLIFIED

**Site:** Sierra Vista MS  
**Address:** 777 E. Puente St.  
Covina, CA 91723

Drawing Not to Scale - © 2012

Sierra Vista MS  
Covered Walkways



**Client:** Covina-Valley USD

**Project #:** 21-Z0172-0141

**Info:** PLM Sample Location



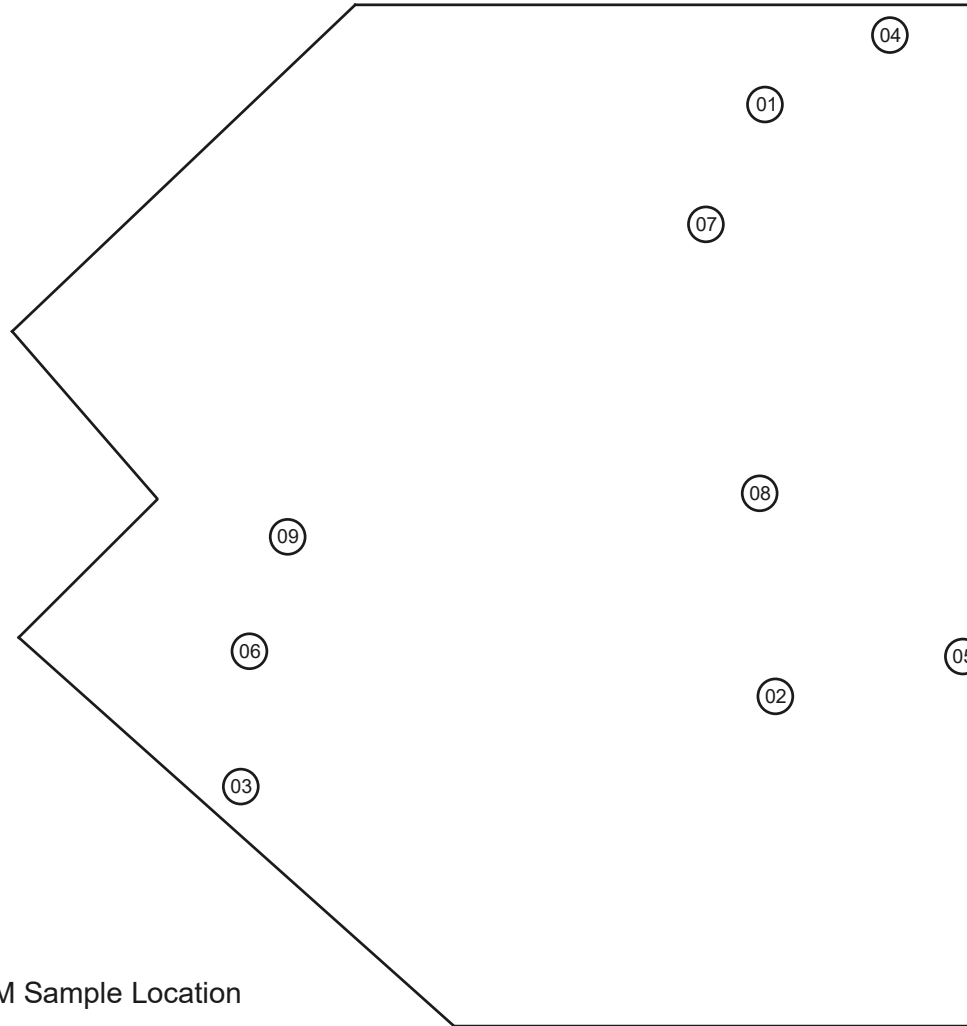
**EXECUTIVE ENVIRONMENTAL**  
HEALTH & SAFETY SIMPLIFIED

**Site:** Sierra Vista MS  
**Address:** 777 E. Puente St.  
Covina, CA 91723

Drawing Not to Scale - © 2012



Quad (Classrooms 1 thru 10):  
Electrical Room  
Exterior



○ - PLM Sample Location



**Client:** Covina-Valley USD

**Project #:** 21-Z0172-0141

**Info:** PLM Sample Location

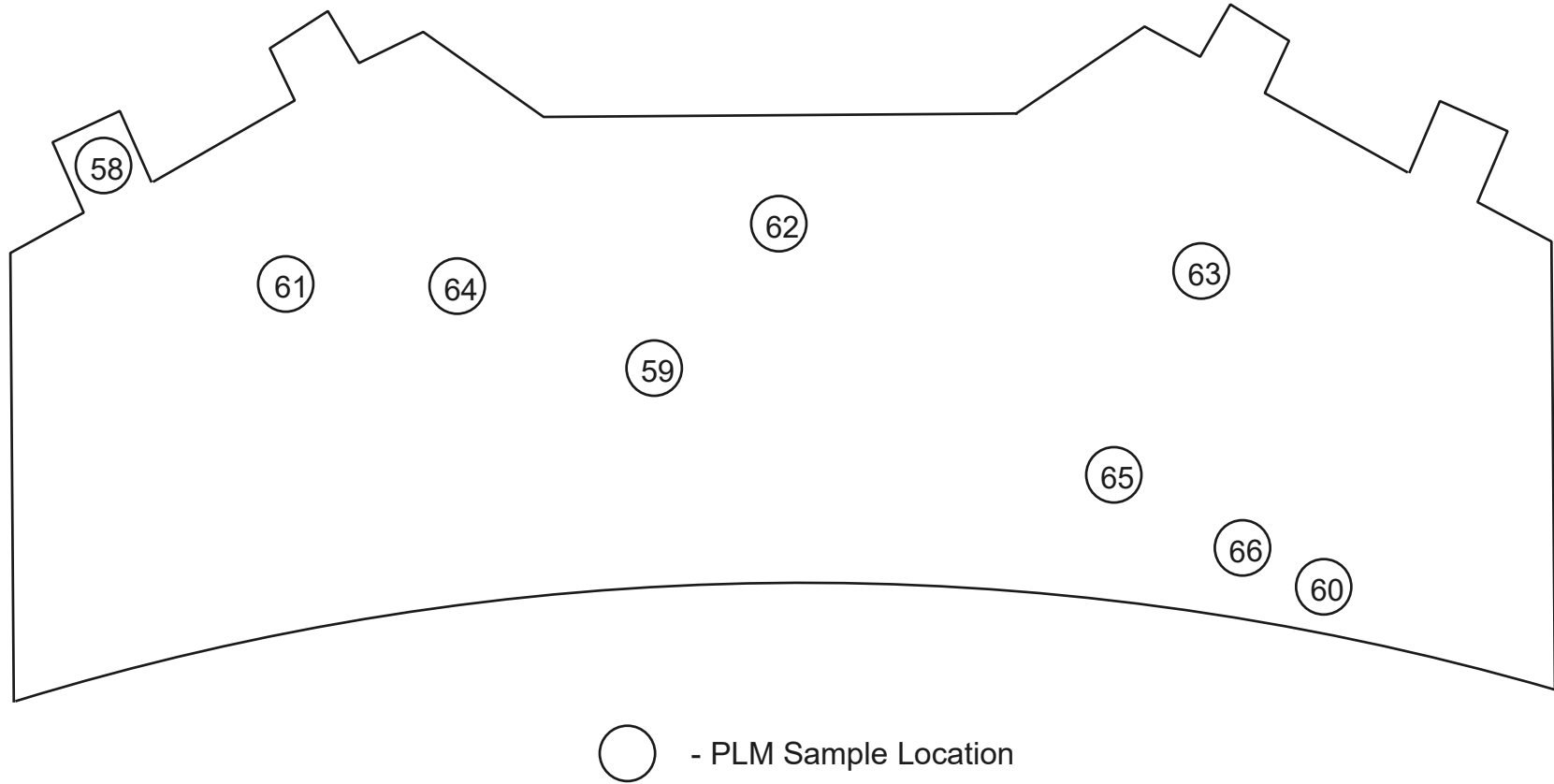


**EXECUTIVE ENVIRONMENTAL**  
HEALTH & SAFETY SIMPLIFIED

**Site:** Sierra Vista MS  
**Address:** 777 E. Puente St.  
Covina, CA 91723

Drawing Not to Scale - © 2012

Quad (Classrooms 12 through 19):  
Student Services Building  
Roof



**Client:** Covina-Valley USD

**Project #:** 21-Z0172-0141

**Info:** PLM Sample Location



**EXECUTIVE ENVIRONMENTAL**  
HEALTH & SAFETY SIMPLIFIED

**Site:** Sierra Vista MS  
777 E. Puente St.  
**Address:** Covina, CA 91723

Drawing Not to Scale - © 2012

**APPENDIX C – STAFF CERTIFICATION**

State of California  
Division of Occupational Safety and Health  
**Certified Site Surveillance Technician**



**Matthew C. Barna**  
Name

Certification No. **19-6738**

Expires on **01/15/23**

This certification was issued by the Division of Occupational Safety and Health as authorized by Sections 7180 et seq. of the Business and Professions Code.

**APPENDIX H**

**SIERRA VISTA MIDDLE SCHOOL  
LIMITED LEAD-BASED PAINT INSPECTION REPORT  
DATED DECEMBER 23, 2021 (AMENDED FEBRUARY 23, 2022)**



Industrial Hygiene • Air Quality • Lead & Asbestos • Training • Health & Safety

## LIMITED LEAD-BASED PAINT INSPECTION REPORT

Conducted at:

SIERRA VISTA MIDDLE SCHOOL  
ROOFING PROJECT  
777 EAST PUENTE STREET  
COVINA, CALIFORNIA 91723

Prepared for:


MR. BRIAN JOHNSON  
ASSISTANT DIRECTOR OF MAINTENANCE & OPERATION, FACILITIES &  
TRANSPORTATIONS  
COVINA-VALLEY UNIFIED SCHOOL DISTRICT  
519 EAST BADILLO STREET  
COVINA, CALIFORNIA 91723

Prepared by:


EXECUTIVE ENVIRONMENTAL  
310 EAST FOOTHILL BOULEVARD, SUITE 200  
ARCADIA, CALIFORNIA 91006

Project Number EE 21-Z0172-0141  
December 23, 2021 (Amended February 23, 2022)

Report assembled by:

  
Yesenia G. Galeana  
Technical Report Writer  
Executive Environmental

Report generated/reviewed by:

  
Tim Galeana, CLP # 3732  
Senior Project Manager  
Executive Environmental

# Table of Contents

- I. EXECUTIVE SUMMARY
- II. SAMPLING PROTOCOL
- III. SAMPLING METHODOLOGY
- IV. SAMPLE ANALYSIS
- V. CONCLUSIONS/RECOMMENDATIONS
- VI. DISCLAIMER/REPORT LIMITATIONS

## APPENDICES

APPENDIX A – XRF SUMMARY RESULTS

APPENDIX B – SITE DRAWING

APPENDIX C – LEAD HAZARD EVALUATION REPORT

APPENDIX D – XRF PERFORMANCE CHARACTERISTICS SHEET

## LIMITED LEAD-BASED PAINT INSPECTION

**Project Number:** EE 21-Z0172-0141

**Client:** Covina-Valley Unified School District  
519 East Badillo Street  
Covina, California 91723

**Site Location:** Sierra Vista Middle School  
Roofing Project  
777 East Puente Street  
Covina, California 91723

**Site Use:** School Property

**Contact Person:** Mr. Brian Johnson  
Assistant Director of Maintenance & Operations, Facilities  
and Transportation  
Phone: (626) 974-7000, ext. 800145

**Inspection Date:** November 8, 2021  
**February 15, 2022**

**Inspected By:** Mr. Rhys Kuzmic  
Certified Lead Professional, CDPH # 004395

**Report Assembled By:** Ms. Yesenia G. Galeana  
Technical Report Writer

**Report Generated/Reviewed By:** Mr. Tim Galeana  
Certified Lead Professional, CDPH # 0395

---

### **I. EXECUTIVE SUMMARY**

Executive Environmental (EE) provided the services of a Certified Lead Professional (CLP) to conduct a limited lead-based paint inspection at Sierra Vista Middle School located at 777 East Puente Street, Covina, California. The inspection was conducted as a precursor to the upcoming Covered Walkways and Quad (Classrooms 1 through 10): Electrical Room roofing project. At the request of the District Representative, a second site visit was conducted to identify suspect material at the Quad (Classrooms 12 through 19): Student Services Building. EE provided a California Department of Public Health Certified Lead Inspector to conduct the inspection. No regulated lead-based paint was detected during this inspection. EE's CLP conducted these services on November 8, 2021. *This is considered to be a limited inspection. The inspection was limited to exterior surfaces and/or components anticipated to be impacted by the Covered Walkways, Quad (Classrooms 1 through 10): Electrical Room and Quad (Classrooms 12 through 19): Student Services Building roofing project, as directed by the District Representative.*



## II. SAMPLING PROTOCOL

According to the United States Department of Housing and Urban Development's (HUD) guideline document, Guidelines for the Evaluation and Control of Lead-Based Paint Hazards in Housing, and Section 1017 of Title X, Residential Lead-Based Paint Hazard Reduction Act of 1992, Public Law 102-550, paint found to have a lead concentration of at least 1.0 mg/cm<sup>2</sup> (milligrams per centimeter squared) by X-Ray Fluorescence (XRF) readings, or 0.5 percent (5000 parts per million) by weight, is regulated as lead-based paint.

Los Angeles County Childhood Lead Poisoning Prevention Program (CLPPP), established in 1991, further regulates that paint found to have a lead concentration greater than 0.7 milligrams per centimeter squared (mg/cm<sup>2</sup>) by XRF readings, or 0.06 weight-to-weight percent by Atomic Absorption Spectrometry (AAS) analysis, is considered to be lead-based paint. The Los Angeles County 0.7 mg/cm<sup>2</sup> action level was used for determining the lead content in this inspection because it is more stringent than the HUD Guidelines.

*Any material containing any detectable level of lead* is subject to the Occupational Safety and Health Administration's (OSHA) Lead Exposure in Construction Rule 29 Code of Federal Regulation (CFR) 1926.62 and California Code of Regulations Title 8, Section 1532.1 Lead (8CCR1532.1) and Title 8, Section 5198, Lead (8CCR5198). All work that disturbs this type of material must be performed in accordance with this and any other applicable standards.

All facilities built prior to 1979 for residential buildings and prior to 1993 for schools are suspect for lead-containing materials. Federal and state regulations recognize only the following methods of identification: analysis by an XRF instrument, paint bulk sample collection and analysis, or a combination of both. This inspection was conducted via XRF instrumentation. The parameters used to interpret the XRF results are outlined in the HUD guidelines and the XRF Performance Characteristics Sheets (PCS).

## III. SAMPLING METHODOLOGY

A visual inspection of the Covered Walkways, Quad (Classrooms 1 through 10): Electrical Room and Quad (Classrooms 12 through 19): Student Services Building was conducted by EE's CLP to identify major site features and surfaces and/or components suspected of being coated with lead-based paint that may be impacted by the covered walkways roofing project. After identifying the materials suspected of being coated with a lead-based paint, EE grouped the components, substrates, and room equivalents into testing combinations. A testing combination is defined as the room equivalent, component, and substrate. A room equivalent is an identifiable part of a building (e.g., classrooms, restrooms, mechanical rooms, exterior). Color does not accurately indicate painting history and is not included when assigning testing combinations. If there was any reason to suspect that materials may have been installed or painted at different times, even though they appear uniform, they were assigned to separate testing combinations.

Following the visual inspection, screening for the presence of lead-based paint or ceramic glaze was performed on-site using a portable XRF instrument. The XRF has the ability to measure lead content in paint and ceramic glaze within the range of 0 to 50

milligrams per centimeter squared (mg/cm<sup>2</sup>). The on-site inspection capability of the XRF instrument typically reduces the number of paint-chip samples that may need to be collected and sent for laboratory analysis. The portable XRF instrument used in this inspection was manufactured by Heuresis.

The following specifications apply to the Viken Detection XRF (formerly Heuresis):

- Ability to report Positive and Negative determination at 1.0mg lead/cm<sup>2</sup> with 2-sigma confidence with measurement time of 1-3 nominal seconds on most lead paint samples.
- Detects lead at 0.1 mg/cm<sup>2</sup> with 2-sigma confidence with a measurement time of 1 second on most samples.
- Equipped with a <sup>57</sup>Co sealed source, 5mCi (185 MBq), radioactive source. Substrate effects are automatically corrected through a complex algorithm and calibration.

## VI. SAMPLE ANALYSIS

According to local, state and federal standards, the surfaces and/or components that were analyzed with the Viken Detection XRF (formerly Heuresis) XRF instrument during this inspection are not considered to be coated with a regulated lead-based paint.

<b>SAMPLE ANALYSIS DATA</b> Sierra Vista Middle School 777 East Puente Street Covina, California 91723				
Location	Component	Substrate	Estimated Quantity	XRF Result Mg/cm <sup>2</sup>
Covered Walkways				
No regulated lead-based paint was identified on exterior surfaces and/or components anticipated to be impacted by the Roofing Project of Covered Walkways No. 1 through 6.				
Quad (Classrooms 1 through 10)				
No regulated lead-based paint was identified on exterior surfaces and/or components anticipated to be impacted by the Roofing Project of the Electrical Room.				
Quad (Classrooms 12 through 19)				
No regulated lead-based paint was identified on exterior surfaces and/or components anticipated to be impacted by the Roofing Project of the Student Services Building.				

*Note: This table must be used in conjunction with the entire report.*

## V. CONCLUSIONS/RECOMMENDATIONS

EE conducted a lead-based paint inspection of Sierra Vista Middle School located at 777 East Puente Street, Covina, California. The following conclusions and/or recommendations apply:

### **Limited Lead-Based Paint Inspection**

- Exterior surfaces/components of the Covered Walkways, Quad (Classrooms 1 through 10): Electrical Room and Quad (Classrooms 12 through 19): Student Services Building anticipated to be impacted by the roofing project were tested via the Viken Detection XRF (formerly Heuresis XRF) for the presence of lead.
- No regulated lead-based paint was identified during this inspection.
- The surfaces tested were observed to be in intact condition during this inspection.
- A fully representative number of XRF readings were taken at the project site. The results of these assays are presented in the XRF Summary Results spreadsheets.

No regulated lead-based paint was identified during this inspection. Normal construction activities involving the surfaces tested may proceed at this site.

## **VI. DISCLAIMER/REPORT LIMITATIONS**

All reports and recommendations are based on conditions and practices observed and information made available to Executive Environmental (EE) by the client and the designated sites/facilities on the days sampling was conducted. This report does not purport to set forth all hazards, nor to indicate that other hazards do not exist. No responsibility is assumed by EE for the control or correction of conditions or practices existing at the facilities, or at any other premises surveyed by EE, for and on the behalf of the client. Services provided by EE shall be governed by the standard of practice for professional services measured at the time those services are rendered.

All information contained in this report is proprietary and limited to the scope of services, parameters of the analytical methods used and the conditions present at the time of this inspection. Any references to quantities are considered estimates and are not to be construed as actual.

## **APPENDIX A – XRF SUMMARY RESULTS**

Covina-Valley Unified School District  
Sierra Vista Middle School

Reading #	Date	Building	Location	Component	Substrate	Side	Condition	Concentration	Result
1	11/8/21			Calibrate				1	Positive
2	11/8/21			Calibrate				0.9	Positive
3	11/8/21			Calibrate				0.9	Positive
4	11/8/21	Quad (Classrooms 1 thru 10): Electrical Room	Exterior	Drip edge	Metal	A	Intact	0.1	Negative
5	11/8/21	Quad (Classrooms 1 thru 10): Electrical Room	Exterior	Fascia	Metal	A	Intact	0.2	Negative
6	11/8/21	Quad (Classrooms 1 thru 10): Electrical Room	Exterior	Fascia	Metal	B	Intact	0.3	Negative
7	11/8/21	Quad (Classrooms 1 thru 10): Electrical Room	Exterior	Drip edge	Metal	B	Intact	0	Negative
8	11/8/21	Quad (Classrooms 1 thru 10): Electrical Room	Exterior	Drip edge	Metal	C	Intact	0.1	Negative
9	11/8/21	Quad (Classrooms 1 thru 10): Electrical Room	Exterior	Fascia	Metal	C	Intact	0.2	Negative
10	11/8/21	Quad (Classrooms 1 thru 10): Electrical Room	Exterior	Fascia	Metal	D	Intact	0.2	Negative
11	11/8/21	Quad (Classrooms 1 thru 10): Electrical Room	Exterior	Drip edge	Metal	D	Intact	0.1	Negative
12	11/8/21	Quad (Classrooms 1 thru 10): Electrical Room	Exterior	Drip edge	Metal	A	Intact	0.2	Negative

Covina-Valley Unified School District  
Sierra Vista Middle School

Reading #	Date	Building	Location	Component	Substrate	Side	Condition	Concentration	Result
13	11/8/21	Quad (Classrooms 1 thru 10): Electrical Room	Exterior	Fascia	Metal	A	Intact	0.2	Negative
14	11/8/21	Quad (Classrooms 1 thru 10): Electrical Room	Exterior	Roof jack	Metal	Roof	Intact	0.1	Negative
15	11/8/21	Quad (Classrooms 1 thru 10): Electrical Room	Exterior	Roof jack	Metal	Roof	Intact	-0.1	Negative
16	11/8/21	Quad (Classrooms 1 thru 10): Electrical Room	Exterior	Conduit	Metal	Roof	Intact	0	Negative
17	11/8/21	Quad (Classrooms 1 thru 10): Electrical Room	Exterior	Conduit	Metal	Roof	Intact	-0.2	Negative
18	11/8/21	Quad (Classrooms 1 thru 10): Electrical Room	Exterior	Conduit	Metal	Roof	Intact	0	Negative
19	11/8/21	Quad (Classrooms 1 thru 10): Electrical Room	Exterior	Conduit	Metal	Roof	Intact	0	Negative
20	11/8/21	Quad (Classrooms 1 thru 10): Electrical Room	Exterior	Conduit	Metal	Roof	Intact	0	Negative
21	11/8/21	Quad (Classrooms 1 thru 10): Electrical Room	Exterior	Conduit	Metal	Roof	Intact	-0.1	Negative
22	11/8/21	Quad (Classrooms 1 thru 10): Electrical Room	Exterior	Conduit	Metal	Roof	Intact	0	Negative

Covina-Valley Unified School District  
Sierra Vista Middle School

Reading #	Date	Building	Location	Component	Substrate	Side	Condition	Concentration	Result
23	11/8/21	Quad (Classrooms 1 thru 10): Electrical Room	Exterior	Conduit	Metal	Roof	Intact	0	Negative
24	11/8/21	Quad (Classrooms 1 thru 10): Electrical Room	Exterior	Conduit	Metal	Roof	Intact	-0.1	Negative
25	11/8/21	Quad (Classrooms 1 thru 10): Electrical Room	Exterior	Conduit	Metal	Roof	Intact	-0.2	Negative
26	11/8/21	Quad (Classrooms 1 thru 10): Electrical Room	Exterior	Conduit	Metal	Roof	Intact	-0.1	Negative
27	11/8/21	Quad (Classrooms 1 thru 10): Electrical Room	Exterior	Electrical box	Metal	Roof	Intact	-0.1	Negative
28	11/8/21	Quad (Classrooms 1 thru 10): Electrical Room	Exterior	Electrical box	Metal	Roof	Intact	0	Negative
29	11/8/21	Quad (Classrooms 1 thru 10): Electrical Room	Exterior	Wall	Cinderblock	C	Intact	0.2	Negative
30	11/8/21	Quad (Classrooms 1 thru 10): Electrical Room	Exterior	Wall	Cinderblock	C	Intact	0.1	Negative
31	11/8/21	Quad (Classrooms 1 thru 10): Electrical Room	Exterior	Wall	Cinderblock	C	Intact	0	Negative

Covina-Valley Unified School District  
Sierra Vista Middle School

Reading #	Date	Building	Location	Component	Substrate	Side	Condition	Concentration	Result
32	11/8/21	Quad (Classrooms 1 thru 10): Electrical Room	Exterior	Wall	Cinderblock	C	Intact	0	Negative
33	11/8/21	Quad (Classrooms 1 thru 10): Electrical Room	Exterior	Stand/brace for power shut off box	Metal	Roof	Intact	-0.1	Negative
34	11/8/21	Campus	Covered Walkway 1	Fascia	Metal	A	Intact	0.3	Negative
35	11/8/21	Campus	Covered Walkway 1	Fascia	Metal	B	Intact	0.2	Negative
36	11/8/21	Campus	Covered Walkway 1	Fascia	Metal	C	Intact	0.3	Negative
37	11/8/21	Campus	Covered Walkway 1	Fascia	Metal	C	Intact	0.2	Negative
38	11/8/21	Campus	Covered Walkway 1	Fascia	Metal	D	Intact	0.2	Negative
39	11/8/21	Campus	Covered Walkway 1	Conduit	Metal	Roof	Intact	-0.1	Negative
40	11/8/21	Campus	Covered Walkway 1	Conduit	Metal	Roof	Intact	-0.2	Negative
41	11/8/21	Campus	Covered Walkway 1	Conduit	Metal	Roof	Intact	-0.1	Negative
42	11/8/21	Campus	Covered Walkway 1	Conduit	Metal	Roof	Intact	-0.1	Negative
43	11/8/21	Campus	Covered Walkway 1	Conduit	Metal	Roof	Intact	-0.1	Negative
44	11/8/21	Campus	Covered Walkway 1	Flashing	Metal	Roof	Intact	0.4	Negative
45	11/8/21	Campus	Covered Walkway 1	Flashing	Metal	Roof	Intact	0.2	Negative
46	11/8/21	Campus	Covered Walkway 1	Ceiling	Metal	Upper	Intact	0.1	Negative
47	11/8/21	Campus	Covered Walkway 1	Ceiling	Metal	Upper	Intact	0.1	Negative
48	11/8/21	Campus	Covered Walkway 2	Fascia	Metal	A	Intact	0.2	Negative
49	11/8/21	Campus	Covered Walkway 2	Fascia	Metal	B	Intact	0.3	Negative
50	11/8/21	Campus	Covered Walkway 2	Fascia	Metal	B	Intact	0	Negative
51	11/8/21	Campus	Covered Walkway 2	Fascia	Metal	C	Intact	0	Negative
52	11/8/21	Campus	Covered Walkway 2	Fascia	Metal	C	Intact	0.3	Negative



Covina-Valley Unified School District  
Sierra Vista Middle School

Reading #	Date	Building	Location	Component	Substrate	Side	Condition	Concentration	Result
53	11/8/21	Campus	Covered Walkway 2	Fascia	Metal	D	Intact	0.2	Negative
54	11/8/21	Campus	Covered Walkway 2	Fascia	Metal	A	Intact	0.3	Negative
55	11/8/21	Campus	Covered Walkway 2	Flashing	Metal	Roof	Intact	0.1	Negative
56	11/8/21	Campus	Covered Walkway 2	Flashing	Metal	Roof	Intact	0.3	Negative
57	11/8/21	Campus	Covered Walkway 2	Flashing	Metal	Roof	Intact	-0.3	Negative
58	11/8/21	Campus	Covered Walkway 2	Flashing	Metal	Roof	Intact	0.1	Negative
59	11/8/21	Campus	Covered Walkway 2	Conduit	Metal	Roof	Intact	0	Negative
60	11/8/21	Campus	Covered Walkway 2	Conduit	Metal	Roof	Intact	0	Negative
61	11/8/21	Campus	Covered Walkway 2	Conduit	Metal	Roof	Intact	0	Negative
62	11/8/21	Campus	Covered Walkway 2	Conduit	Metal	Roof	Intact	0	Negative
63	11/8/21	Campus	Covered Walkway 2	Conduit	Metal	Roof	Intact	0	Negative
64	11/8/21	Campus	Covered Walkway 2	Conduit	Metal	Roof	Intact	0	Negative
65	11/8/21	Campus	Covered Walkway 2	Conduit	Metal	Roof	Intact	-0.1	Negative
66	11/8/21	Campus	Covered Walkway 2	Conduit	Metal	Roof	Intact	0	Negative
67	11/8/21	Campus	Covered Walkway 2	Conduit	Metal	Roof	Intact	-0.2	Negative
68	11/8/21	Campus	Covered Walkway 2	Conduit	Metal	Roof	Intact	-0.1	Negative
69	11/8/21	Campus	Covered Walkway 2	Downspout	Metal	A	Intact	0.2	Negative
70	11/8/21	Campus	Covered Walkway 2	Downspout	Metal	A	Intact	0.2	Negative
71	11/8/21	Campus	Covered Walkway 2	Downspout	Metal	C	Intact	0.2	Negative
72	11/8/21	Campus	Covered Walkway 2	Downspout	Metal	B	Intact	0.2	Negative
73	11/8/21	Campus	Covered Walkway 1	Downspout	Metal	A	Intact	0.2	Negative
74	11/8/21	Campus	Covered Walkway 1	Downspout	Metal	C	Intact	0.3	Negative
75	11/8/21	Campus	Covered Walkway 2	Ceiling	Metal	Upper	Intact	0.1	Negative
76	11/8/21	Campus	Covered Walkway 2	Ceiling	Metal	Upper	Intact	0.3	Negative

Covina-Valley Unified School District  
Sierra Vista Middle School

Reading #	Date	Building	Location	Component	Substrate	Side	Condition	Concentration	Result
77	11/8/21	Campus	Covered Walkway 2	Ceiling	Metal	Upper	Intact	0.2	Negative
78	11/8/21	Campus	Covered Walkway 3	Ceiling	Metal	Upper	Intact	0.1	Negative
79	11/8/21	Campus	Covered Walkway 3	Ceiling	Metal	Upper	Intact	0.1	Negative
80	11/8/21	Campus	Covered Walkway 3	Ceiling	Metal	Upper	Intact	0.2	Negative
81	11/8/21	Campus	Covered Walkway 3	Fascia	Metal	A	Intact	0.2	Negative
82	11/8/21	Campus	Covered Walkway 3	Fascia	Metal	B	Intact	0.2	Negative
83	11/8/21	Campus	Covered Walkway 3	Fascia	Metal	C	Intact	0.3	Negative
84	11/8/21	Campus	Covered Walkway 3	Fascia	Metal	C	Intact	-0.2	Negative
85	11/8/21	Campus	Covered Walkway 3	Fascia	Metal	D	Intact	0.1	Negative
86	11/8/21	Campus	Covered Walkway 3	Downspout	Metal	A	Intact	0.1	Negative
87	11/8/21	Campus	Covered Walkway 3	Downspout	Metal	A	Intact	0.2	Negative
88	11/8/21	Campus	Covered Walkway 3	Downspout	Metal	B	Intact	0.2	Negative
89	11/8/21	Campus	Covered Walkway 3	Downspout	Metal	B	Intact	0.2	Negative
90	11/8/21	Campus	Covered Walkway 3	Electrical box	Metal	Roof	Intact	0	Negative
91	11/8/21	Campus	Covered Walkway 4	Fascia	Metal	A	Intact	0.2	Negative
92	11/8/21	Campus	Covered Walkway 4	Fascia	Metal	C	Intact	0.2	Negative
93	11/8/21	Campus	Covered Walkway 4	Fascia	Metal	A	Intact	0.3	Negative
94	11/8/21	Campus	Covered Walkway 4	Fascia	Metal	D	Intact	0	Negative
95	11/8/21	Campus	Covered Walkway 4	Fascia	Metal	B	Intact	0.5	Negative
96	11/8/21	Campus	Covered Walkway 4	Conduit	Metal	Roof	Intact	0	Negative
97	11/8/21	Campus	Covered Walkway 4	Conduit	Metal	Roof	Intact	0.1	Negative
98	11/8/21	Campus	Covered Walkway 4	Conduit	Metal	Roof	Intact	0	Negative
99	11/8/21	Campus	Covered Walkway 4	Conduit	Metal	Roof	Intact	-0.1	Negative
100	11/8/21	Campus	Covered Walkway 4	Conduit	Metal	Roof	Intact	-0.1	Negative

Covina-Valley Unified School District  
Sierra Vista Middle School

Reading #	Date	Building	Location	Component	Substrate	Side	Condition	Concentration	Result
101	11/8/21	Campus	Covered Walkway 4	Flashing	Metal	Roof	Intact	0.4	Negative
102	11/8/21	Campus	Covered Walkway 4	Flashing	Metal	Roof	Intact	0.3	Negative
103	11/8/21	Campus	Covered Walkway 5	Fascia	Metal	A	Intact	0.3	Negative
104	11/8/21	Campus	Covered Walkway 5	Fascia	Metal	B	Intact	0.3	Negative
105	11/8/21	Campus	Covered Walkway 5	Fascia	Metal	C	Intact	0.2	Negative
106	11/8/21	Campus	Covered Walkway 5	Fascia	Metal	D	Intact	0.3	Negative
107	11/8/21	Campus	Covered Walkway 5	Fascia	Metal	D	Intact	0.3	Negative
108	11/8/21	Campus	Covered Walkway 5	Fascia	Metal	C	Intact	0.2	Negative
109	11/8/21	Campus	Covered Walkway 5	Fascia	Metal	B	Intact	0.2	Negative
110	11/8/21	Campus	Covered Walkway 5	Fascia	Metal	C	Intact	0.1	Negative
111	11/8/21	Campus	Covered Walkway 5	Fascia	Metal	D	Intact	0.1	Negative
112	11/8/21	Campus	Covered Walkway 5	Downspout	Metal	D	Intact	0.1	Negative
113	11/8/21	Campus	Covered Walkway 5	Downspout	Metal	D	Intact	0.1	Negative
114	11/8/21	Campus	Covered Walkway 5	Downspout	Metal	B	Intact	0.2	Negative
115	11/8/21	Campus	Covered Walkway 5	Conduit	Metal	Roof	Intact	0.1	Negative
116	11/8/21	Campus	Covered Walkway 5	Conduit	Metal	Roof	Intact	-0.1	Negative
117	11/8/21	Campus	Covered Walkway 5	Conduit	Metal	Roof	Intact	-0.1	Negative
118	11/8/21	Campus	Covered Walkway 5	Conduit	Metal	Roof	Intact	0	Negative
119	11/8/21	Campus	Covered Walkway 5	Conduit	Metal	Roof	Intact	0	Negative
120	11/8/21	Campus	Covered Walkway 5	Conduit	Metal	Roof	Intact	-0.1	Negative
121	11/8/21	Campus	Covered Walkway 5	Conduit	Metal	Roof	Intact	0	Negative
122	11/8/21	Campus	Covered Walkway 5	Conduit	Metal	Roof	Intact	-0.6	Negative
123	11/8/21	Campus	Covered Walkway 5	Conduit	Metal	Roof	Intact	0	Negative
124	11/8/21	Campus	Covered Walkway 5	Conduit	Metal	Roof	Intact	0	Negative

Covina-Valley Unified School District  
Sierra Vista Middle School

Reading #	Date	Building	Location	Component	Substrate	Side	Condition	Concentration	Result
125	11/8/21	Campus	Covered Walkway 5	Conduit	Metal	Roof	Intact	-0.1	Negative
126	11/8/21	Campus	Covered Walkway 5	Conduit	Metal	Roof	Intact	0	Negative
127	11/8/21	Campus	Covered Walkway 5	Electrical box	Metal	Roof	Intact	-0.1	Negative
128	11/8/21	Campus	Covered Walkway 5	Flashing	Metal	Roof	Intact	-0.1	Negative
129	11/8/21	Campus	Covered Walkway 5	Ceiling	Metal	Upper	Intact	0	Negative
130	11/8/21	Campus	Covered Walkway 5	Ceiling	Metal	Upper	Intact	0.1	Negative
131	11/8/21	Campus	Covered Walkway 6	Fascia	Metal	A	Intact	0.2	Negative
132	11/8/21	Campus	Covered Walkway 6	Fascia	Metal	B	Intact	0.3	Negative
133	11/8/21	Campus	Covered Walkway 6	Fascia	Metal	B	Intact	0.1	Negative
134	11/8/21	Campus	Covered Walkway 6	Fascia	Metal	C	Intact	0.2	Negative
135	11/8/21	Campus	Covered Walkway 6	Fascia	Metal	D	Intact	0.2	Negative
136	11/8/21	Campus	Covered Walkway 6	Fascia	Metal	D	Intact	0.2	Negative
137	11/8/21	Campus	Covered Walkway 6	Downspout	Metal	B	Intact	0.2	Negative
138	11/8/21	Campus	Covered Walkway 6	Downspout	Metal	D	Intact	0.1	Negative
139	11/8/21	Campus	Covered Walkway 6	Flashing	Metal	Roof	Intact	0	Negative
140	11/8/21	Campus	Covered Walkway 6	Flashing	Metal	Roof	Intact	0.2	Negative
141	11/8/21	Campus	Covered Walkway 6	Downspout	Metal	A	Intact	0.1	Negative
142	11/8/21	Campus	Covered Walkway 4	Ceiling	Metal	Upper	Intact	0.2	Negative
143	11/8/21	Campus	Covered Walkway 4	Ceiling	Metal	Upper	Intact	0	Negative
144	11/8/21	Campus	Covered Walkway 5	Ceiling	Metal	Upper	Intact	0.1	Negative
145	11/8/21	Campus	Covered Walkway 5	Ceiling	Metal	Upper	Intact	0.2	Negative
146	11/8/21	Campus	Covered Walkway 5	Ceiling	Metal	Upper	Intact	0.2	Negative
147	11/8/21	Campus	Covered Walkway 6	Ceiling	Metal	Upper	Intact	0	Negative
148	11/8/21	Campus	Covered Walkway 6	Ceiling	Metal	Upper	Intact	0.1	Negative

Covina-Valley Unified School District  
Sierra Vista Middle School

Reading #	Date	Building	Location	Component	Substrate	Side	Condition	Concentration	Result
149	11/8/21	Campus	Covered Walkway 6	Ceiling	Metal	Upper	Intact	-0.1	Negative
150	11/8/21	Campus	Covered Walkway 6	Ceiling	Metal	Upper	Intact	0.2	Negative
151	11/8/21			Calibrate				0.8	Positive
152	11/8/21			Calibrate				0.9	Positive
153	11/8/21			Calibrate				1	Positive
154	11/8/21			Calibrate				0.9	Positive
155	11/8/21			Calibrate				0.9	Positive

Covina-Valley Unified School District  
Sierra Vista Middle School

Reading #	Date	Building	Room	Component	Substrate	Side	Condition	Concentration	Result
1	2/15/22			Calibrate				0.8	Positive
2	2/15/22			Calibrate				0.9	Positive
3	2/15/22			Calibrate				0.9	Positive
4	2/15/22			Calibrate				0.9	Positive
5	2/15/22	Student Services Building	Exterior	Drip edge	Metal	A	Intact	0.1	Negative
6	2/15/22	Student Services Building	Exterior	Drip edge	Metal	B	Intact	0.1	Negative
7	2/15/22	Student Services Building	Exterior	Drip edge	Metal	C	Intact	0.1	Negative
8	2/15/22	Student Services Building	Exterior	Drip edge	Metal	D	Intact	0.1	Negative
9	2/15/22	Student Services Building	Exterior	Conduit	Metal	Roof	Intact	0	Negative
10	2/15/22	Student Services Building	Exterior	Conduit	Metal	Roof	Intact	-0.1	Negative
11	2/15/22	Student Services Building	Exterior	Conduit	Metal	Roof	Intact	-0.1	Negative
12	2/15/22	Student Services Building	Exterior	Conduit	Metal	Roof	Intact	0	Negative
13	2/15/22	Student Services Building	Exterior	Conduit	Metal	Roof	Intact	-0.1	Negative
14	2/15/22	Student Services Building	Exterior	Conduit	Metal	Roof	Intact	0.1	Negative
15	2/15/22	Student Services Building	Exterior	Conduit	Metal	Roof	Intact	-0.1	Negative
16	2/15/22	Student Services Building	Exterior	Electrical box	Metal	Roof	Intact	0.1	Negative
17	2/15/22	Student Services Building	Exterior	Roof jack	Metal	Roof	Intact	0	Negative
18	2/15/22	Student Services Building	Exterior	Roof jack	Metal	Roof	Intact	-0.1	Negative
19	2/15/22	Student Services Building	Exterior	Roof jack	Metal	Roof	Intact	-0.2	Negative
20	2/15/22	Student Services Building	Exterior	Roof jack	Metal	Roof	Intact	0.1	Negative
21	2/15/22	Student Services Building	Exterior	Roof jack	Metal	Roof	Intact	0	Negative
22	2/15/22	Student Services Building	Exterior	Conduit support	Metal	Roof	Intact	0.1	Negative
23	2/15/22	Student Services Building	Exterior	Conduit support	Metal	Roof	Intact	0	Negative
24	2/15/22	Student Services Building	Exterior	Parapet wall	Cinderblock	Roof	Intact	0.1	Negative
25	2/15/22	Student Services Building	Exterior	Parapet wall	Cinderblock	Roof	Intact	0	Negative
26	2/15/22	Student Services Building	Exterior	Fascia	Metal	C	Intact	0.2	Negative
27	2/15/22	Student Services Building	Exterior	Fascia	Metal	D	Intact	0.2	Negative
28	2/15/22	Student Services Building	Exterior	Fascia	Metal	A	Intact	0.2	Negative
29	2/15/22	Student Services Building	Exterior	Fascia	Metal	B	Intact	0.2	Negative
30	2/15/22	Student Services Building	Roof	Conduit	Metal	Roof	Intact	0	Negative
31	2/15/22	Student Services Building	Roof	Conduit	Metal	Roof	Intact	0	Negative
32	2/15/22			Calibrate			Intact	1	Positive
33	2/15/22			Calibrate			Intact	1	Positive

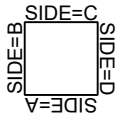
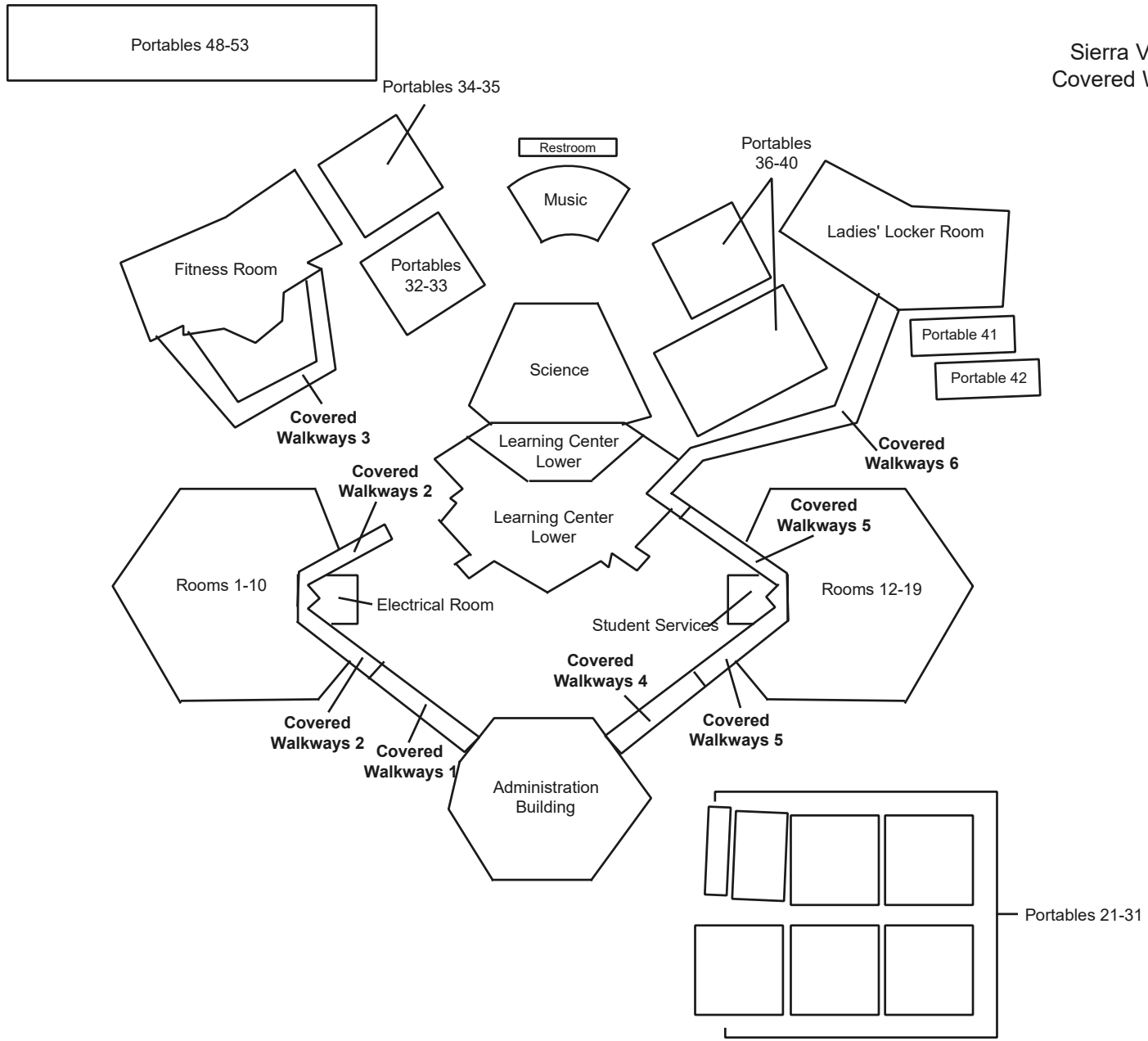
Covina-Valley Unified School District  
Sierra Vista Middle School

Reading #	Date	Building	Room	Component	Substrate	Side	Condition	Concentration	Result
34	2/15/22			Calibrate			Intact	1	Positive

**APPENDIX B – SITE DRAWING**



Sierra Vista MS  
Covered Walkways



**Client:** Covina-Valley USD

**Project #:** 21-Z0172-0141

**Info:** No Lead-Based Paint Identified

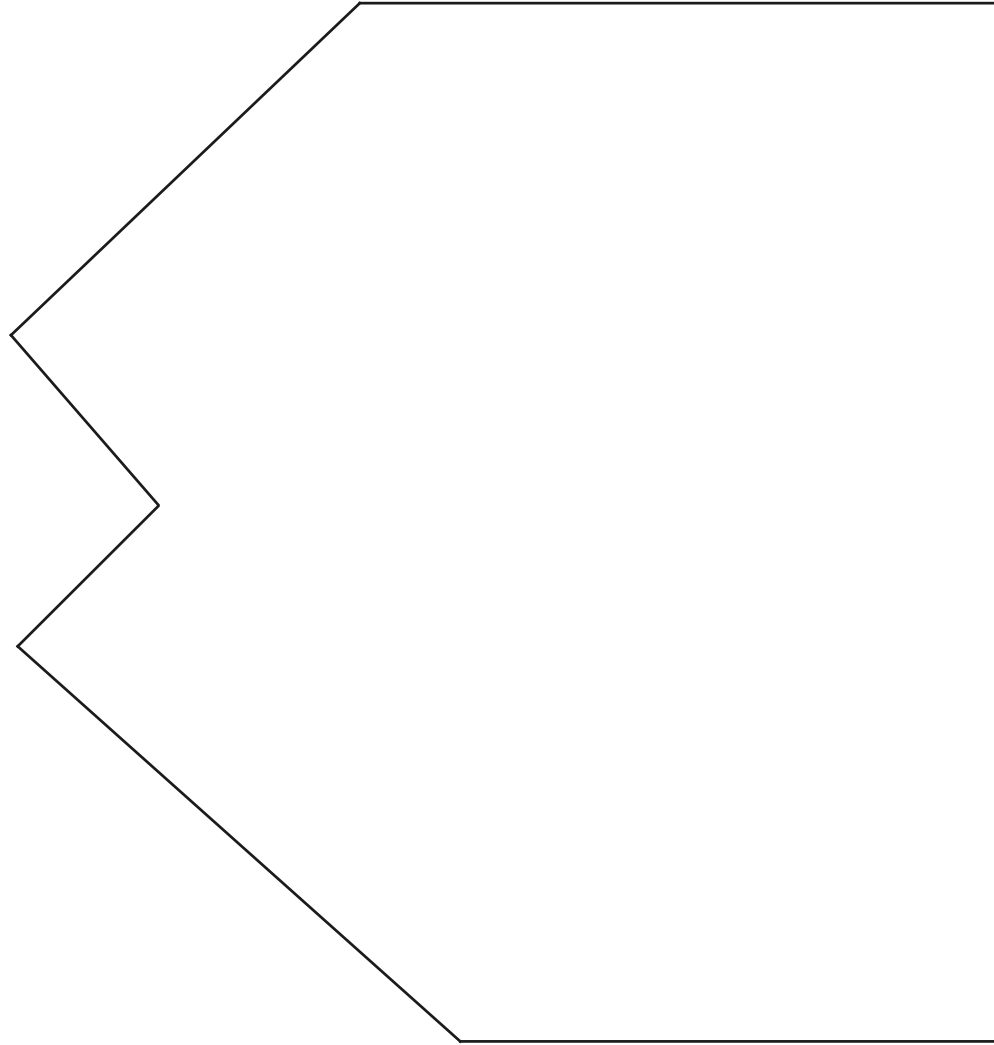


**EXECUTIVE ENVIRONMENTAL**  
HEALTH & SAFETY SIMPLIFIED

**Site:** Sierra Vista MS  
**Address:** 777 E. Puente St.  
Covina, CA 91723

Drawing Not to Scale - © 2012

Quad (Classroom 1 thru 10):  
Electrical Room  
Roof



SIDE=C  
SIDE=B  
SIDE=D  
SIDE=A



**Client:** Covina-Valley USD

**Project #:** 21-Z0172-0141

**Info:** No Lead-Based Paint Identified

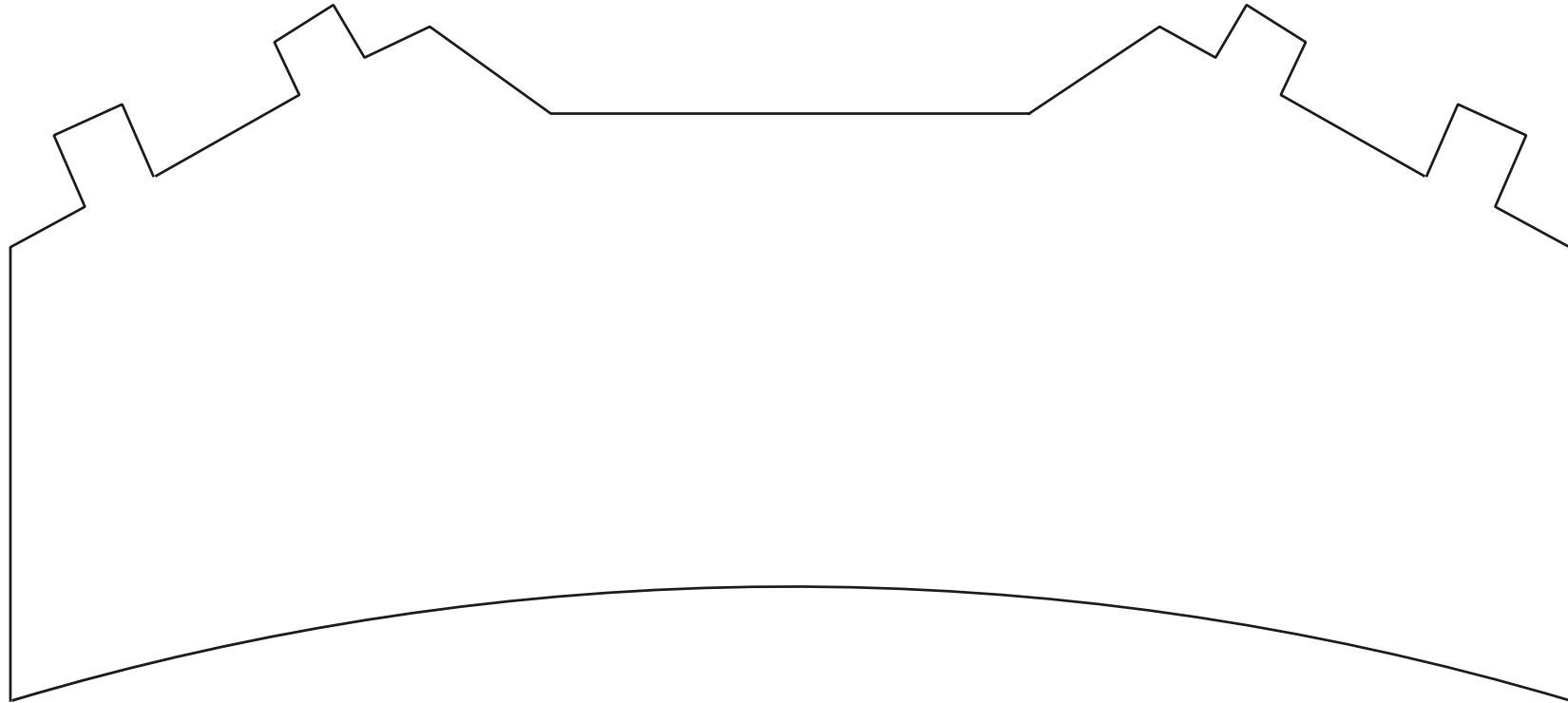


**EXECUTIVE ENVIRONMENTAL**  
HEALTH & SAFETY SIMPLIFIED

**Site:** Sierra Vista MS  
777 E. Puente St.  
**Address:** Covina, CA 91723

Drawing Not to Scale - © 2012

Quad (Classrooms 12 through 19):  
Student Services Building  
Roof



SIDE=B  
SIDE=C  
SIDE=D  
SIDE=A



**Client:** Covina-Valley USD

**Project #:** 21-Z0172-0141

**Info:** No Lead-Based Paint Identified



**EXECUTIVE ENVIRONMENTAL**  
HEALTH & SAFETY SIMPLIFIED

**Site:** Sierra Vista MS  
777 E. Puente St.  
**Address:** Covina, CA 91723

Drawing Not to Scale - © 2012

**APPENDIX C – LEAD HAZARD EVALUATION REPORT**

## LEAD HAZARD EVALUATION REPORT

**Section 1 – Date of Lead Hazard Evaluation** 11/08/2021

**Section 2 – Type of Lead Hazard Evaluation (Check one box only)**

Lead Inspection     Risk assessment     Clearance Inspection     Other (specify) \_\_\_\_\_

**Section 3 – Structure Where Lead Hazard Evaluation Was Conducted**

Address [number, street, apartment (if applicable)] <b>777 E. Puente Street</b>		City <b>Covina</b>	County <b>Los Angeles</b>	Zip Code <b>91723</b>
Construction date (year) of structure <b>Unknown</b>	Type of structure <input type="checkbox"/> Multi-unit building <input checked="" type="checkbox"/> School or daycare <input type="checkbox"/> Single family dwelling <input type="checkbox"/> Other _____		Children living in structure? <input type="checkbox"/> Yes <input checked="" type="checkbox"/> No <input type="checkbox"/> Don't Know	


**Section 4 – Owner of Structure (if business/agency, list contact person)**

Name <b>Covina Valley USD (Jesse Gonzalez)</b>		Telephone number <b>626-523-7883</b>		
Address [number, street, apartment (if applicable)] <b>519 East Badillo Street</b>		City <b>Covina</b>	State <b>CA</b>	Zip Code <b>91723</b>

**Section 5 – Results of Lead Hazard Evaluation (check all that apply)**

No lead-based paint detected     Intact lead-based paint detected     Deteriorated lead-based paint detected  
 No lead hazards detected     Lead-contaminated dust found     Lead-contaminated soil found     Other \_\_\_\_\_

**Section 6 – Individual Conducting Lead Hazard Evaluation**

Name <b>Rhys Kuzmic</b>		Telephone number <b>626-441-7050</b>		
Address [number, street, apartment (if applicable)] <b>310 East Foothill Blvd. Suite 200</b>		City <b>Arcadia</b>	State <b>CA</b>	Zip Code <b>91006</b>
CDPH certification number <b>18093/LRC-00004395</b>	Signature 		Date <b>11/08/2021</b>	

Name and CDPH certification number of any other individuals conducting sampling or testing (if applicable)

**Section 7 – Attachments**

- A. A foundation diagram or sketch of the structure indicating the specific locations of each lead hazard or presence of lead-based paint;
- B. Each testing method, device, and sampling procedure used;
- C. All data collected, including quality control data, laboratory results, including laboratory name, address, and phone number.

First copy and attachments retained by inspector  
 Second copy and attachments retained by owner

Third copy only (no attachments) mailed or faxed to:  
 California Department of Public Health  
 Childhood Lead Poisoning Prevention Branch Reports  
 850 Marina Bay Parkway, Building P, Third Floor  
 Richmond, CA 94804-6403  
 Fax: (510) 620-5656

## LEAD HAZARD EVALUATION REPORT

**Section 1 – Date of Lead Hazard Evaluation** 02/15/2022

**Section 2 – Type of Lead Hazard Evaluation (Check one box only)**

Lead Inspection     Risk assessment     Clearance Inspection     Other (specify) \_\_\_\_\_

**Section 3 – Structure Where Lead Hazard Evaluation Was Conducted**

Address [number, street, apartment (if applicable)] <b>777 East Puente Street</b>		City <b>Covina</b>	County <b>Los Angeles</b>	Zip Code <b>91723</b>
Construction date (year) of structure <b>Unknown</b>	Type of structure <input type="checkbox"/> Multi-unit building <input checked="" type="checkbox"/> School or daycare <input type="checkbox"/> Single family dwelling <input type="checkbox"/> Other _____		Children living in structure? <input type="checkbox"/> Yes <input checked="" type="checkbox"/> No <input type="checkbox"/> Don't Know	


**Section 4 – Owner of Structure (if business/agency, list contact person)**

Name <b>Covina Valley USD (Brian Johnson)</b>		Telephone number <b>626-974-7000</b>		
Address [number, street, apartment (if applicable)] <b>519 East Badillo Street</b>		City <b>Covina</b>	State <b>CA</b>	Zip Code <b>91723</b>

**Section 5 – Results of Lead Hazard Evaluation (check all that apply)**

No lead-based paint detected     Intact lead-based paint detected     Deteriorated lead-based paint detected  
 No lead hazards detected     Lead-contaminated dust found     Lead-contaminated soil found     Other \_\_\_\_\_

**Section 6 – Individual Conducting Lead Hazard Evaluation**

Name <b>Rhys Kuzmic</b>		Telephone number <b>626-441-7050</b>		
Address [number, street, apartment (if applicable)] <b>310 East Foothill Blvd. Suite 200</b>		City <b>Arcadia</b>	State <b>CA</b>	Zip Code <b>91006</b>
CDPH certification number <b>18093/LRC-00004395</b>	Signature 		Date <b>02/15/2022</b>	

Name and CDPH certification number of any other individuals conducting sampling or testing (if applicable)

**Section 7 – Attachments**

- A. A foundation diagram or sketch of the structure indicating the specific locations of each lead hazard or presence of lead-based paint;
- B. Each testing method, device, and sampling procedure used;
- C. All data collected, including quality control data, laboratory results, including laboratory name, address, and phone number.

First copy and attachments retained by inspector  
 Second copy and attachments retained by owner

Third copy only (no attachments) mailed or faxed to:  
 California Department of Public Health  
 Childhood Lead Poisoning Prevention Branch Reports  
 850 Marina Bay Parkway, Building P, Third Floor  
 Richmond, CA 94804-6403  
 Fax: (510) 620-5656

**APPENDIX D – XRF PERFORMANCE CHARACTERISTICS SHEET**

## Performance Characteristic Sheet

**EFFECTIVE DATE:** December 1, 2015

**MANUFACTURER AND MODEL:**

Make: *Heuresis*  
Models: *Model Pb200i*  
Source: *<sup>57</sup>Co, 5 mCi (nominal – new source)*

### FIELD OPERATION GUIDANCE

**OPERATING PARAMETERS:**

Action Level mode

**XRF CALIBRATION CHECK LIMITS:**

0.8 to 1.2 mg/cm <sup>2</sup> (inclusive)
---

**SUBSTRATE CORRECTION:**

Not applicable

**INCONCLUSIVE RANGE OR THRESHOLD:**

<b>ACTION LEVEL MODE READING DESCRIPTION</b>	<b>SUBSTRATE</b>	<b>THRESHOLD (mg/cm<sup>2</sup>)</b>
Results not corrected for substrate bias on any substrate	Brick	1.0
	Concrete	1.0
	Drywall	1.0
	Metal	1.0
	Plaster	1.0
	Wood	1.0



## BACKGROUND INFORMATION

### EVALUATION DATA SOURCE AND DATE:

This sheet is supplemental information to be used in conjunction with Chapter 7 of the HUD *Guidelines for the Evaluation and Control of Lead-Based Paint Hazards in Housing* ("HUD Guidelines"). Performance parameters shown on this sheet are calculated using test results on building components in the HUD archive. Testing was conducted on 146 test samples in November 2015, with two separate instruments running software version 2.1-2 in Action Level test mode. The actual source strength of each instrument on the day of testing was approximately 2.0 mCi; source ages were approximately one year.

### OPERATING PARAMETERS

Performance parameters shown in this sheet are applicable only when properly operating the instrument using the manufacturer's instructions and procedures described in Chapter 7 of the HUD Guidelines.

### XRF CALIBRATION CHECK:

The calibration of the XRF instrument should be checked using the paint film nearest 1.0 mg/cm<sup>2</sup> in the NIST Standard Reference Material (SRM) used (e.g., for NIST SRM 2579, use the 1.02 mg/cm<sup>2</sup> film).

If the average (rounded to 1 decimal place) of three readings is outside the acceptable calibration check range, follow the manufacturer's instructions to bring the instrument into control before XRF testing proceeds.

### SUBSTRATE CORRECTION VALUE COMPUTATION:

Chapter 7 of the HUD Guidelines provides guidance on correcting XRF results for substrate bias. Supplemental guidance for using the paint film nearest 1.0 mg/cm<sup>2</sup> for substrate correction is provided:

XRF results are corrected for substrate bias by subtracting from each XRF result a correction value determined separately in each house for single-family housing or in each development for multifamily housing, for each substrate. The correction value is an average of XRF readings taken over the NIST SRM paint film nearest to 1.0 mg/cm<sup>2</sup> at test locations that have been scraped bare of their paint covering. Compute the correction values as follows:

Using the same XRF instrument, take three readings on a bare substrate area covered with the NIST SRM paint film nearest 1 mg/cm<sup>2</sup>. Repeat this procedure by taking three more readings on a second bare substrate area of the same substrate covered with the NIST SRM.

Compute the correction value for each substrate type where XRF readings indicate substrate correction is needed by computing the average of all six readings as shown below.

For each substrate type (the 1.02 mg/cm<sup>2</sup> NIST SRM is shown in this example; use the actual lead loading of the NIST SRM used for substrate correction):

$$\text{Correction value} = (1\text{st} + 2\text{nd} + 3\text{rd} + 4\text{th} + 5\text{th} + 6\text{th Reading})/6 - 1.02 \text{ mg/cm}^2$$

Repeat this procedure for each substrate requiring substrate correction in the house or housing development.

### EVALUATING THE QUALITY OF XRF TESTING:

Randomly select ten testing combinations for retesting from each house or from two randomly selected units in multifamily housing.

Conduct XRF re-testing at the ten testing combinations selected for retesting.

Determine if the XRF testing in the units or house passed or failed the test by applying the steps below. Compute the Retest Tolerance Limit by the following steps:

Determine XRF results for the original and retest XRF readings. Do not correct the original or retest results for substrate bias. In single-family and multi-family housing, a result is defined as a single reading. Therefore, there will be ten original and ten retest XRF results for each house or for the two selected units.

Calculate the average of the original XRF result and the retest XRF result for each testing combination.

Square the average for each testing combination.

Add the ten squared averages together. Call this quantity C.

Multiply the number C by 0.0072. Call this quantity D.

Add the number 0.032 to D. Call this quantity E.

Take the square root of E. Call this quantity F.

Multiply F by 1.645. The result is the Retest Tolerance Limit.

Compute the average of all ten original XRF readings.

Compute the average of all ten re-test XRF readings.

Find the absolute difference of the two averages.

If the difference is less than the Retest Tolerance Limit, the inspection has passed the retest. If the difference of the overall averages equals or exceeds the Retest Tolerance Limit, this procedure should be repeated with ten new testing combinations. If the difference of the overall averages is equal to or greater than the Retest Tolerance Limit a second time, then the inspection should be considered deficient.

Use of this procedure is estimated to produce a spurious result approximately 1% of the time. That is, results of this procedure will call for further examination when no examination is warranted in approximately 1 out of 100 dwelling units tested.

**TESTING TIMES:**

In the Action Level paint test mode, the instrument takes the longest time to complete readings close to the Federal standard of 1.0 mg/cm<sup>2</sup>. The table below shows the mean and standard deviation of actual reading times by reading level for paint samples during the November 2015 archive testing. The tested instruments reported readings to one decimal place. No significant differences in reading times by substrate were observed. These times apply only to instruments with the same source strength as those tested (2.0 mCi). Instruments with stronger sources will have shorter reading times and those with weaker sources, longer reading times, than those in the table.

<b>Mean and Standard Deviation of Reading Times in Action Level Mode by Reading Level</b>		
<b>Reading (mg/cm<sup>2</sup>)</b>	<b>Mean Reading Time (seconds)</b>	<b>Standard Deviation (seconds)</b>
< 0.7	3.48	0.47
0.7	7.29	1.92
0.8	13.95	1.78
0.9 – 1.2	15.25	0.66
1.3 – 1.4	6.08	2.50
≥ 1.5	3.32	0.05

**CLASSIFICATION OF RESULTS:**

XRF results are classified as **positive** if they are **greater than or equal** to the stated threshold for the instrument (1.0 mg/cm<sup>2</sup>), and *negative* if they are *less than* the threshold.

**DOCUMENTATION:**

A report titled *Methodology for XRF Performance Characteristic Sheets* (EPA 747-R-95-008) provides an explanation of the statistical methodology used to construct the data in the sheets, and provides empirical results from using the recommended inconclusive ranges or thresholds for specific XRF instruments. The report may be downloaded at <http://www2.epa.gov/lead/methodology-xrf-performance-characteristic-sheets-epa-747-r-95-008-september-1997>.

This XRF Performance Characteristic Sheet (PCS) was developed by QuanTech, Inc., under a contract with the XRF manufacturer.

**APPENDIX I**

**SOUTH HILLS HIGH SCHOOL  
LIMITED ASBESTOS INSPECTION REPORT  
DATED JANUARY 4, 2022 (AMENDED FEBRUARY 24, 2022)**



Industrial Hygiene • Air Quality • Lead & Asbestos • Training • Health & Safety

## LIMITED ASBESTOS INSPECTION REPORT

Conducted at:

SOUTH HILLS HIGH SCHOOL  
ADMINSTRATION, 300 AND 600 BUILDINGS ROOFING PROJECT  
645 BARRANCA STREET  
WEST COVINA, CALIFORNIA 91791

Prepared for:

MR. BRIAN JOHNSON  
ASSISTANT DIRECTOR OF MAINTENANCE & OPERATION, FACILITIES &  
TRANSPORTATION  
COVINA-VALLEY UNIFIED SCHOOL DISTRICT  
519 EAST BADILLO STREET  
COVINA, CALIFORNIA 91723

Prepared by:

EXECUTIVE ENVIRONMENTAL  
310 EAST FOOTHILL BOULEVARD, SUITE 200  
ARCADIA, CALIFORNIA 91006

Project Number EE 21-Z0172-0145  
January 4, 2022 (Amended February 24, 2022)

Report assembled by:

Yesenia G. Galeana  
Technical Report Writer  
Executive Environmental

Report generated/reviewed by:

Tim Galeana, CAC# 98-2470  
Senior Project Manager  
Executive Environmental

# TABLE OF CONTENTS

- I. EXECUTIVE SUMMARY
- II. SAMPLING METHODOLOGY
- III. SAMPLE ANALYSIS
- IV. FINDINGS
- V. CONCLUSIONS/RECOMMENDATIONS
- VI. DISCLAIMER/REPORT LIMITATIONS

## APPENDICES

APPENDIX A – LABORATORY ANALYSIS REPORT

APPENDIX B – SITE DRAWING

APPENDIX C – STAFF CERTIFICATION

## **LIMITED ASBESTOS INSPECTION REPORT**

**Project Number:** EE 21-Z0172-0145

**Client:** Covina-Valley Unified School District  
519 East Badillo Street  
Covina, California 91723

**Site Location:** South Hills High School  
Administration, 300 and 600 Buildings Roofing Project  
645 Barranca Street  
West Covina, California 91791

**Site Use:** School Property

**Contact Person:** Mr. Brian Johnson  
Assistant Director of Maintenance & Operations, Facilities  
and Transportation  
Phone: (626) 974-7000, ext. 800145

**Inspection Date:** November 22, 2021  
February 15, 2022

**Inspected By:** Mr. Matthew Barna  
Certified Site Surveillance Technician, # 19-6738

**Report Assembled By:** Ms. Yesenia G. Galeana  
Technical Report Writer

**Report Generated/Reviewed By:** Mr. Tim Galeana  
Certified Asbestos Consultant, # 98-2470

---

### **I. EXECUTIVE SUMMARY**

Executive Environmental (EE) provided the services of a Certified Site Surveillance Technician (Mr. Matthew Barna # 19-6738), to conduct a limited asbestos inspection at South Hills High School located at 645 Barranca Street, West Covina, California. The inspection was conducted as a precursor to the upcoming Administration and 600 Buildings roofing project. At the request of the District Representative, a second site visit was conducted to identify suspect roofing material at the 300 Building. Materials suspected of containing asbestos were sampled and analyzed for the presence of asbestos. Asbestos-Containing Materials (ACM) were identified during this inspection. *This is considered a limited inspection. The inspection was limited to exterior materials anticipated to be impacted by Administration, 300 and 600 Buildings roofing project, as directed by the District Representative.*

## II. SAMPLING METHODOLOGY

A visual inspection of the Administration, 300 and 600 Buildings was conducted prior to the collection of any bulk samples. The visual inspection was conducted to identify and record the location and condition of the materials to be sampled that may be impacted by the roofing project. In addition, walls of the Administration Building were sampled as they may be impacted by the roofing project. Following the visual inspection, bulk material samples of the identified suspect asbestos-containing building materials were collected. The materials were categorized into homogeneous groupings, and each sample was assigned a unique sample number and placed into a sealed container.

Upon completion of the bulk sample collection, a chain of custody was prepared and the samples were delivered to the laboratory for analysis. LA Testing, located at 520 Mission Street, South Pasadena, California 91030 (323-254-9960) analyzed the samples via EPA 600/R-93/116 method using Polarized Light Microscopy (PLM). LA Testing is an accredited participant in the National Voluntary Laboratory Accreditation Program (NVLAP), No. 200232-0, and also accredited by the American Industrial Hygiene Association (AIHA), No. 102814. The principles described in the current Environmental Protection Agency (EPA) 600 method were used in the preparation and analysis of the bulk samples.

*Note: Inaccessible suspect asbestos materials may be located within sealed ceilings, walls, or floors; or within wall cavities, interstitials, shafts, etc. Suspect asbestos materials located in these areas must be sampled prior to any activities that might cause them to be disturbed.*

## III. SAMPLE ANALYSIS

Seventy-two (72) samples were collected during this inspection. The laboratory analysis results are identified in the following table. Materials determined not to contain asbestos are listed as “No Asbestos Detected” (NAD).

Any material found to contain more than 1% of a known asbestos substance is considered to be an asbestos-containing material (ACM). Materials falling within this category are controlled and must be handled in accordance with the California Occupational Safety & Health Administration (Cal/OSHA), EPA, and South Coast Air Quality Management District (SCAQMD) regulations.

In addition, materials which are characterized as non-ACM by EPA or other local regulatory agencies may fall within the regulatory standards of Cal/OSHA, which further regulates any materials found to contain more than 1/10 of 1%, but 1% or less, of a known asbestos substance as asbestos-containing construction materials (ACCMs). Impacting or handling ACCMs requires special employer Registration, documentation, training, and personal protective equipment. When a material is to be impacted, the National Emission Standards for Hazardous Air Pollutants (NESHAPs) regulations require further testing for materials that fall within this category.



The PLM analytical protocol requires each layer of the sample to be analyzed separately. The quantity of analyses will vary based on the number of layers in a sample and whether a "positive stop" is employed. When one sample of a homogeneous area is positive, the remainder of the samples need not be analyzed because the entire homogeneous area must be considered positive.

**Sampling results begin on the next page.**

**POLARIZED LIGHT MICROSCOPY (PLM) ANALYSIS DATA**

South Hills High School  
645 Barranca Street  
West Covina, California 91791

Homogeneous Material #	Material Description	Material Location	Estimated Quantity	Condition <sup>A</sup>	Type <sup>B</sup>	Friable	Percent Damaged	Sample Number	Sample Location	Analytical Results
<b>Administration Building</b>										
1	Roofing material (core sample)	Throughout rooftop no.1	7,500 Square Feet	G	Misc.	No	0	2111220145MB-01	Northeast	Layers A thru C: NAD <sup>C</sup>
								2111220145MB-02	Southeast	Layers A thru C: NAD
								2111220145MB-03	Southwest	Layers A thru C: NAD
2	Roof penetration mastic	Throughout rooftop no. 1 at flashing, roof jacks and HVAC fan roof jacks	40 Square Feet	G	Misc.	No	0	2111220145MB-04	North, roof jack	NAD
								2111220145MB-05	Southeast, flashing	Layers A & B: NAD
								2111220145MB-06	South, HVAC fan roof jack	Layers A & B: NAD
3	Roofing material (core sample)	Throughout rooftop no. 2	1,320 Square Feet	G	Misc.	No	0	2111220145MB-07	Northwest	Layers A thru C: NAD
								2111220145MB-08	West	Layers A thru D: NAD
								2111220145MB-09	Southeast	Layers A thru C: NAD
4	Roof penetration mastic	Throughout rooftop no. 2 at flashing	10 Square Feet	G	Misc.	No	0	2111220145MB-10	Northwest, flashing	NAD
								2111220145MB-11	West, flashing	Layers A & B: NAD
								2111190144MB-12	Southeast, flashing	Layer A: 4% Chrysotile
Layer B: & C: NAD										

*Note: This table must be used in conjunction with the entire report. This document is not to be used for contract bidding and is intended to be used to identify asbestos-containing materials and their locations only.*

<sup>A</sup> G = Good; D = Damaged; SD = Severely Damaged

<sup>B</sup> Misc. = Miscellaneous; Surf. = Surfacing; TSI = Thermal System Insulation

<sup>C</sup> NAD – No Asbestos Detected

**POLARIZED LIGHT MICROSCOPY (PLM) ANALYSIS DATA**

South Hills High School  
645 Barranca Street  
West Covina, California 91791

Homogeneous Material #	Material Description	Material Location	Estimated Quantity	Condition <sup>D</sup>	Type <sup>E</sup>	Friable	Percent Damaged	Sample Number	Sample Location	Analytical Results
<b>Administration Building</b>										
5	Stucco	Throughout exterior walls and overhangs	3,600 Square Feet	G	Surf.	No	0	2111220145MB-13	North	Layer A: 3% Chrysotile
										Layer B: 2% Chrysotile
								2111220145MB-14	Northeast	Layer A: 3% Chrysotile
										Layer B: 2% Chrysotile
								2111220145MB-15	South	Layer A: 3% Chrysotile
										Layer B: 2% Chrysotile
								2111220145MB-16	Southwest	Layers A thru C: NAD <sup>F</sup>
								2111220145MB-17	West	Layer A: 3% Chrysotile
	Layer B: 2% Chrysotile									

*Note: This table must be used in conjunction with the entire report. This document is not to be used for contract bidding and is intended to be used to identify asbestos-containing materials and their locations only.*

**Sampling results continue on the next page.**

<sup>D</sup> G = Good; D = Damaged; SD = Severely Damaged

<sup>E</sup> Misc. = Miscellaneous; Surf. = Surfacing; TSI = Thermal System Insulation

<sup>F</sup> NAD – No Asbestos Detected

**POLARIZED LIGHT MICROSCOPY (PLM) ANALYSIS DATA**

South Hills High School  
645 Barranca Street  
West Covina, California 91791

Homogeneous Material #	Material Description	Material Location	Estimated Quantity	Condition <sup>G</sup>	Type <sup>H</sup>	Friable	Percent Damaged	Sample Number	Sample Location	Analytical Results
<b>Administration Building</b>										
6	Texture coat (on wood)	Rooftop parapet walls	260 Square Feet	G	Misc.	No	0	2111220145MB-18	Northwest	Layers A thru C: NAD <sup>I</sup>
								2111220145MB-19	Southeast	Layers A thru C: NAD
								2111220145MB-20	Southwest	Layers A thru C: NAD

*Note: This table must be used in conjunction with the entire report. This document is not to be used for contract bidding and is intended to be used to identify asbestos-containing materials and their locations only.*

**Sampling results continue on the next page.**

<sup>G</sup> G = Good; D = Damaged; SD = Severely Damaged

<sup>H</sup> Misc. = Miscellaneous; Surf. = Surfacing; TSI = Thermal System Insulation

<sup>I</sup> NAD – No Asbestos Detected

**POLARIZED LIGHT MICROSCOPY (PLM) ANALYSIS DATA**

South Hills High School  
645 Barranca Street  
West Covina, California 91791

Homogeneous Material #	Material Description	Material Location	Estimated Quantity	Condition <sup>J</sup>	Type <sup>K</sup>	Friable	Percent Damaged	Sample Number	Sample Location	Analytical Results
<b>Building 600</b>										
7	Roofing material (core sample)	Throughout rooftop	7,500 Square Feet	G	Misc.	No	0	2111220145MB-21	North	Layers A thru F: NAD <sup>L</sup>
								2111220145MB-22	Southeast	Layers A thru E: NAD
								2111220145MB-23	South	Layers A thru E: NAD
8	Roof penetration mastic	Throughout rooftop at flashing, roof jacks, patches, HVAC fan roof jack	40 Square Feet	G	Misc.	No	0	2111220145MB-24	North, HVAC fan roof jack	NAD
								2111220145MB-25	Southeast, patch	NAD
								2111220145MB-26	South, roof jack	8% Chrysotile
9	Roofing patch material (core sample)	Middle of rooftop	10 Square Feet	G	Misc.	No	0	2111220145MB-27	Middle	Layers A thru E: NAD
								2111220145MB-28	Middle	Layers A thru E: NAD
								2111220145MB-29	Middle	Layers A thru D: NAD
10	Texture coat (on wood)	Rooftop parapet walls	150 Square Feet	G	Misc.	No	0	2111220145MB-30	North	Layers A thru D: NAD
								2111220145MB-31	Southeast	Layers A thru C, E: NAD
								2111190144MB-32	South	Layer D: 3% Chrysotile Layers A thru E: NAD

*Note: This table must be used in conjunction with the entire report. This document is not to be used for contract bidding and is intended to be used to identify asbestos-containing materials and their locations only.*

**Sampling results continue on the next page.**

<sup>J</sup> G = Good; D = Damaged; SD = Severely Damaged

<sup>K</sup> Misc. = Miscellaneous; Surf. = Surfacing; TSI = Thermal System Insulation

<sup>L</sup> NAD – No Asbestos Detected

**POLARIZED LIGHT MICROSCOPY (PLM) ANALYSIS DATA**

South Hills High School  
645 Barranca Street  
West Covina, California 91791

Homogeneous Material #	Material Description	Material Location	Estimated Quantity	Condition <sup>M</sup>	Type <sup>N</sup>	Friable	Percent Damaged	Sample Number	Sample Location	Analytical Results
<b>Building 300</b>										
11	Roofing material (core sample)	Throughout rooftop no. 1	4,900 Square Feet	G	Misc.	No	0	2202150145MB-33	West	Layers A thru C: NAD <sup>o</sup>
								2202150145MB-34	Northeast	Layers A thru D: NAD
								2202150145MB-35	South	Layers A thru D: NAD
12	Roof penetration mastic	Throughout rooftop no. 1 at flashing, roof jacks, and HVAC jack	25 Square Feet	G	Misc.	No	0	2202150145MB-36	Northwest, roof jack	Layers A & B: NAD
								2202150145MB-37	Northeast, flashing	Layers A & B: NAD
								2202150145MB-38	South, HVAC jack	Layers A & B: NAD
13	Roofing material (core sample)	Throughout rooftop no. 2 and parapet wall	13,500 Square Feet	G	Misc.	No	0	2202150145MB-39	North	Layers A thru C: NAD
								2202150145MB-40	West	Layers A thru D: NAD
								2202150145MB-41	Southeast at parapet wall	Layers A thru E: NAD
14	Roofing patch material (core sample)	Rooftop no. 2, Northwest	30 Square Feet	G	Misc.	No	0	2202150145MB-42	Northwest	NAD
								2202150145MB-43	Northwest	NAD
								2202150145MB-44	Northwest	NAD

*Note: This table must be used in conjunction with the entire report. This document is not to be used for contract bidding and is intended to be used to identify asbestos-containing materials and their locations only.*

**Sampling results continue on the next page.**

<sup>M</sup> G = Good; D = Damaged; SD = Severely Damaged

<sup>N</sup> Misc. = Miscellaneous; Surf. = Surfacing; TSI = Thermal System Insulation

<sup>o</sup> NAD – No Asbestos Detected

**POLARIZED LIGHT MICROSCOPY (PLM) ANALYSIS DATA**

South Hills High School  
645 Barranca Street  
West Covina, California 91791

Homogeneous Material #	Material Description	Material Location	Estimated Quantity	Condition <sup>P</sup>	Type <sup>Q</sup>	Friable	Percent Damaged	Sample Number	Sample Location	Analytical Results
<b>Building 300</b>										
15	Roof penetration mastic	Throughout rooftop no. 2 at roof jacks, HVAC jacks, patches and flashing in some areas	150 Square Feet	G	Misc.	No	0	2202150145MB-45	North, roof jack	Layer A: NAD <sup>R</sup> Layer B: 8% Chrysotile
								2202150145MB-46	South, HVAC jack	Layer A: NAD Layer B: 8% Chrysotile
								2202150145MB-47	Southeast, roof jack	Layers A, B & D: NAD Layer C: 8% Chrysotile
16	Roofing material (core sample)	Throughout rooftop no. 3	1,200 Square Feet	G	Misc.	No	0	2202150145MB-48	Northeast	Layers A thru E: NAD
								2202150145MB-49	West	Layers A thru D: NAD
								2202150145MB-50	South	Layers A thru D: NAD
17	Roof penetration mastic	Throughout rooftop no. 3	30 Square Feet	G	Misc.	No	0	2202150145MB-51	Northeast	Layers A & B: NAD
								2202150145MB-52	Northwest	Layers A & B: NAD
								2202150145MB-53	Southeast	Layers A & B: NAD
18	Roofing material (core sample)	Throughout rooftop no. 4	100 Square Feet	G	Misc.	No	0	2202150145MB-54	Northwest	Layers A thru C: NAD
								2202150145MB-55	Southwest	Layers A thru E: NAD
								2202150145MB-56	South	Layers A thru D: NAD

*Note: This table must be used in conjunction with the entire report. This document is not to be used for contract bidding and is intended to be used to identify asbestos-containing materials and their locations only.*

**Sampling results continue on the next page.**

<sup>P</sup> G = Good; D = Damaged; SD = Severely Damaged

<sup>Q</sup> Misc. = Miscellaneous; Surf. = Surfacing; TSI = Thermal System Insulation

<sup>R</sup> NAD – No Asbestos Detected

**POLARIZED LIGHT MICROSCOPY (PLM) ANALYSIS DATA**

South Hills High School  
645 Barranca Street  
West Covina, California 91791

Homogeneous Material #	Material Description	Material Location	Estimated Quantity	Condition <sup>s</sup>	Type <sup>T</sup>	Friable	Percent Damaged	Sample Number	Sample Location	Analytical Results
<b>Building 300</b>										
19	Roof penetration mastic	Throughout rooftop no. 4 at flashing	4 Square Feet	G	Misc.	No	0	2202150145MB-57	Northwest	NAD <sup>U</sup>
								2202150145MB-58	Northeast	Layers A thru C: NAD
								2202150145MB-59	Southwest	Layer D: 10% Chrysotile
20	Roofing material (core sample)	Throughout rooftop no. 5	130 Square Feet	G	Misc.	No	0	2202150145MB-60	West	Layers A & B: NAD
								2202150145MB-61	Southeast	Layer C: 8% Chrysotile
								2202150145MB-62	Southwest	Layers A thru C: NAD
21	Roof penetration mastic	Throughout rooftop no. 5 at flashing	30 Square Feet	G	Misc.	No	0	2202150145MB-63	Northwest	Layers A thru D: NAD
								2202150145MB-64	Southeast	Layers A thru C: NAD
								2202150145MB-65	Southwest	10% Chrysotile
										Layer A: NAD
										Layer B: 8% Chrysotile

*Note: This table must be used in conjunction with the entire report. This document is not to be used for contract bidding and is intended to be used to identify asbestos-containing materials and their locations only.*

**Sampling results continue on the next page.**

<sup>s</sup> G = Good; D = Damaged; SD = Severely Damaged  
<sup>T</sup> Misc. = Miscellaneous; Surf. = Surfacing; TSI = Thermal System Insulation  
<sup>U</sup> NAD – No Asbestos Detected



**POLARIZED LIGHT MICROSCOPY (PLM) ANALYSIS DATA**

South Hills High School  
645 Barranca Street  
West Covina, California 91791

Homogeneous Material #	Material Description	Material Location	Estimated Quantity	Condition <sup>v</sup>	Type <sup>w</sup>	Friable	Percent Damaged	Sample Number	Sample Location	Analytical Results
<b>Building 300</b>										
22	Stucco	Throughout exterior walls	11,000 Square Feet	G	Surf.	No	0	2202150145MB-66	Northwest	Layers A & B: <1% Chrysotile
								2202150145MB-67	North	Layers A & B: <1% Chrysotile
								2202150145MB-68	Northeast	Layers A & B: <1% Chrysotile
								2202150145MB-69	East	Layer A: 2% Chrysotile Layer B: <1% Chrysotile
								2202150145MB-70	Southeast	Layers A & B: <1% Chrysotile
								2202150145MB-71	Southwest	Layers A & B: <1% Chrysotile
								2202150145MB-72	West	Layers A & B: <1% Chrysotile

*Note: This table must be used in conjunction with the entire report. This document is not to be used for contract bidding and is intended to be used to identify asbestos-containing materials and their locations only.*

**The remainder of this page is intentionally blank.**

<sup>v</sup> G = Good; D = Damaged; SD = Severely Damaged

<sup>w</sup> Misc. = Miscellaneous; Surf. = Surfacing; TSI = Thermal System Insulation

#### IV. FINDINGS

EE conducted a limited asbestos inspection of South Hills High School located at 645 Barranca Street, West Covina, California.

Twenty-two (22) homogeneous material groups were identified during the visual inspection. Seventy-two (72) samples of suspect asbestos-containing materials were collected and delivered to LA Testing of South Pasadena, California, for analysis. The homogeneous areas and sampling results are listed on the table in Section III.

The analytical data revealed that the following materials contain asbestos and/or presumed:

##### **Administration Building:**

- Roof penetration mastic: The roof penetration mastic located throughout rooftop no. 2 at flashings tested positive for asbestos.
- Stucco: The stucco located throughout exterior walls and overhangs tested positive for asbestos.

##### **Building 600:**

- Roof penetration mastic: The roof penetration mastic located throughout the rooftop at flashing, roof jacks, patches, HVAC fan roof jack tested positive for asbestos.
- Texture coat: The texture coat on wood located at the rooftop parapet walls tested positive for asbestos.

##### **Building 300:**

- Roof penetration mastic: The roof penetration mastic located throughout rooftop no. 2 at roof jacks, HVAC jacks, patches and flashing in some areas tested positive for asbestos.
- Roof penetration mastic: The roof penetration mastic located throughout rooftop no. 4 and 5 at flashings tested positive for asbestos
- Stucco: The stucco located throughout exterior walls tested positive for asbestos.

#### V. CONCLUSIONS/RECOMMENDATIONS

Normally, asbestos-containing material found to be in good condition is not considered a hazard, unless it is disturbed. Prior to the start of any activity, such as remodeling, demolition, or renovation that might disturb these materials, a Certified Asbestos Consultant should be contracted to design and monitor the project. A California-licensed asbestos contractor should be hired to complete the asbestos abatement procedures.

If you have any questions, please call Mr. Tim Galeana at 626-441-7050. We are glad we could be of service to you.

## **VI. DISCLAIMER/REPORT LIMITATIONS**

All reports and recommendations are based on conditions and practices observed and information made available to Executive Environmental (EE) by the client and the designated sites/facilities on the days sampling was conducted. This report does not purport to set forth all hazards, nor to indicate that other hazards do not exist. No responsibility is assumed by EE for the control or correction of conditions or practices existing at the facilities, or at any other premises surveyed by EE, for and on the behalf of the client. Services provided by EE shall be governed by the standard of practice for professional services measured at the time those services are rendered.

All information contained in this report is proprietary and limited to the scope of services, parameters of the analytical methods used and the conditions present at the time of this inspection. Any references to quantities are considered estimates and are not to be construed as actual.

**APPENDIX A – LABORATORY ANALYSIS REPORT**



# LA Testing

520 Mission Street South Pasadena, CA 91030

Tel/Fax: (323) 254-9960 / (323) 254-9982

<http://www.LATesting.com> / [pasadenalab@latesting.com](mailto:pasadenalab@latesting.com)

LA Testing Order: 322121714

Customer ID: 32EXEC52

Customer PO:

Project ID:

**Attention:** Yesenia Galeana  
Executive Environmental Services Corp.  
310 East Foothill Blvd.  
Suite 200  
Arcadia, CA 91006

**Project:** 21-Z0172-0145 | Sampled by: Matt Barna

**Phone:** (626) 441-7050

**Fax:** (626) 441-0016

**Received Date:** 11/22/2021 1:35 PM

**Analysis Date:** 11/29/2021

**Collected Date:** 11/22/2021

## Test Report: Asbestos Analysis of Bulk Materials via EPA 600/R-93/116 Method using Polarized Light Microscopy

Sample	Appearance	Non-Asbestos		Asbestos
		% Fibrous	% Non-Fibrous	% Type
2111220145MB-1-A <small>322121714-0001</small>	Black/Silver Fibrous Heterogeneous	12% Glass	88% Non-fibrous (Other)	None Detected
2111220145MB-1-B <small>322121714-0001A</small>	Black Fibrous Homogeneous	15% Glass	85% Non-fibrous (Other)	None Detected
2111220145MB-1-C <small>322121714-0001B</small>	Black Fibrous Heterogeneous	10% Glass	90% Non-fibrous (Other)	None Detected
2111220145MB-2-A <small>322121714-0002</small>	Black/Silver Fibrous Heterogeneous	12% Glass	88% Non-fibrous (Other)	None Detected
2111220145MB-2-B <small>322121714-0002A</small>	Black Fibrous Homogeneous	15% Glass	85% Non-fibrous (Other)	None Detected
2111220145MB-2-C <small>322121714-0002B</small>	Black Fibrous Heterogeneous	10% Glass	90% Non-fibrous (Other)	None Detected
2111220145MB-3-A <small>322121714-0003</small>	Black/Silver Fibrous Heterogeneous	10% Glass	90% Non-fibrous (Other)	None Detected
2111220145MB-3-B <small>322121714-0003A</small>	Black Fibrous Homogeneous	10% Glass	90% Non-fibrous (Other)	None Detected
2111220145MB-3-C <small>322121714-0003B</small>	Brown/Black Fibrous Heterogeneous	8% Glass	92% Non-fibrous (Other)	None Detected
2111220145MB-4 <small>322121714-0004</small> Mastic QC	Gray/Black/Silver Fibrous Homogeneous	10% Cellulose 5% Glass	85% Non-fibrous (Other)	None Detected
2111220145MB-5-A <small>322121714-0005</small>	White Non-Fibrous Homogeneous		100% Non-fibrous (Other)	None Detected
2111220145MB-5-B <small>322121714-0005A</small> Mastic	Black/Silver Fibrous Homogeneous	10% Cellulose 10% Glass	80% Non-fibrous (Other)	None Detected
2111220145MB-6-A <small>322121714-0006</small> Mastic QC	Black/Silver Non-Fibrous Homogeneous		100% Non-fibrous (Other)	None Detected
2111220145MB-6-B <small>322121714-0006A</small>	White Fibrous Homogeneous	80% Glass	20% Non-fibrous (Other)	None Detected
2111220145MB-7-A <small>322121714-0007</small>	Black/Silver Non-Fibrous Heterogeneous		100% Non-fibrous (Other)	None Detected

Initial report from: 11/29/2021 12:35:27



# LA Testing

520 Mission Street South Pasadena, CA 91030

Tel/Fax: (323) 254-9960 / (323) 254-9982

<http://www.LATesting.com> / [pasadenalab@latesting.com](mailto:pasadenalab@latesting.com)

LA Testing Order: 322121714

Customer ID: 32EXEC52

Customer PO:

Project ID:

## Test Report: Asbestos Analysis of Bulk Materials via EPA 600/R-93/116 Method using Polarized Light Microscopy

Sample	Appearance	Non-Asbestos		Asbestos % Type
		% Fibrous	% Non-Fibrous	
2111220145MB-7-B <i>322121714-0007A</i>	Black Fibrous Homogeneous	15% Glass	85% Non-fibrous (Other)	None Detected
2111220145MB-7-C <i>322121714-0007B</i>	Black Fibrous Heterogeneous	10% Glass	90% Non-fibrous (Other)	None Detected
2111220145MB-8-A <i>322121714-0008</i>	Gray/Black/Silver Fibrous Heterogeneous	5% Glass	95% Non-fibrous (Other)	None Detected
2111220145MB-8-B <i>322121714-0008A</i>	Black Fibrous Homogeneous	10% Glass	90% Non-fibrous (Other)	None Detected
2111220145MB-8-C <i>322121714-0008B</i>	Black Fibrous Heterogeneous	10% Glass	90% Non-fibrous (Other)	None Detected
2111220145MB-8-D <i>322121714-0008C</i>	Black Fibrous Heterogeneous	10% Glass	90% Non-fibrous (Other)	None Detected
2111220145MB-9-A <i>322121714-0009</i>	Black/Silver Fibrous Heterogeneous	10% Glass	90% Non-fibrous (Other)	None Detected
2111220145MB-9-B <i>322121714-0009A</i>	Black Fibrous Homogeneous	15% Glass	85% Non-fibrous (Other)	None Detected
2111220145MB-9-C <i>322121714-0009B</i>	Black Fibrous Heterogeneous	10% Glass	90% Non-fibrous (Other)	None Detected
2111220145MB-10 <i>322121714-0010</i> Mastic QC	Black/Silver Fibrous Homogeneous	20% Glass	80% Non-fibrous (Other)	None Detected
2111220145MB-11-A <i>322121714-0011</i>	Silver/Beige Non-Fibrous Heterogeneous		100% Non-fibrous (Other)	None Detected
2111220145MB-11-B <i>322121714-0011A</i>	Black Fibrous Homogeneous	8% Cellulose 20% Glass	72% Non-fibrous (Other)	None Detected
2111220145MB-12-A <i>322121714-0012</i> Mastic QC'd	Gray/Black/Silver Non-Fibrous Homogeneous		96% Non-fibrous (Other)	4% Chrysotile
2111220145MB-12-B <i>322121714-0012A</i>	Yellow Fibrous Homogeneous	98% Glass	2% Non-fibrous (Other)	None Detected
2111220145MB-12-C <i>322121714-0012B</i>	Gray Non-Fibrous Homogeneous		100% Non-fibrous (Other)	None Detected
2111220145MB-13-A <i>322121714-0013</i>	Beige Non-Fibrous Homogeneous		100% Non-fibrous (Other)	3% Chrysotile
2111220145MB-13-B <i>322121714-0013A</i>	Gray Non-Fibrous Homogeneous		100% Non-fibrous (Other)	2% Chrysotile
2111220145MB-14-A <i>322121714-0014</i> Texture QC	Beige Non-Fibrous Homogeneous		100% Non-fibrous (Other)	3% Chrysotile

Initial report from: 11/29/2021 12:35:27



# LA Testing

520 Mission Street South Pasadena, CA 91030

Tel/Fax: (323) 254-9960 / (323) 254-9982

<http://www.LATesting.com> / [pasadenalab@lateesting.com](mailto:pasadenalab@lateesting.com)

LA Testing Order: 322121714

Customer ID: 32EXEC52

Customer PO:

Project ID:

## Test Report: Asbestos Analysis of Bulk Materials via EPA 600/R-93/116 Method using Polarized Light Microscopy

Sample	Appearance	Non-Asbestos		Asbestos % Type
		% Fibrous	% Non-Fibrous	
2111220145MB-14-B  322121714-0014A	Gray Non-Fibrous Homogeneous		100% Non-fibrous (Other)	2% Chrysotile
2111220145MB-15-A  322121714-0015	Beige Non-Fibrous Homogeneous		100% Non-fibrous (Other)	3% Chrysotile
2111220145MB-15-B  322121714-0015A	Gray Non-Fibrous Homogeneous		100% Non-fibrous (Other)	2% Chrysotile
2111220145MB-16-A  322121714-0016 Texture QC	Beige Non-Fibrous Homogeneous		100% Non-fibrous (Other)	None Detected
2111220145MB-16-B  322121714-0016A FC QC	White Non-Fibrous Homogeneous		100% Non-fibrous (Other)	None Detected
2111220145MB-16-C  322121714-0016B BC QC	Gray Non-Fibrous Homogeneous		100% Non-fibrous (Other)	None Detected
2111220145MB-17-A  322121714-0017	Beige Non-Fibrous Homogeneous		100% Non-fibrous (Other)	3% Chrysotile
2111220145MB-17-B  322121714-0017A	Gray Non-Fibrous Homogeneous		100% Non-fibrous (Other)	2% Chrysotile
2111220145MB-18-A  322121714-0018	White Non-Fibrous Homogeneous		100% Non-fibrous (Other)	None Detected
2111220145MB-18-B  322121714-0018A	Black Non-Fibrous Homogeneous	10% Glass	90% Non-fibrous (Other)	None Detected
2111220145MB-18-C  322121714-0018B	Brown Fibrous Homogeneous		100% Non-fibrous (Other)	None Detected
2111220145MB-19-A  322121714-0019	White/Silver Non-Fibrous Heterogeneous		100% Non-fibrous (Other)	None Detected
2111220145MB-19-B  322121714-0019A	Black Fibrous Heterogeneous	8% Glass	92% Non-fibrous (Other)	None Detected
2111220145MB-19-C  322121714-0019B	Brown Fibrous Homogeneous	98% Cellulose	2% Non-fibrous (Other)	None Detected
2111220145MB-20-A  322121714-0020	Beige Non-Fibrous Homogeneous		100% Non-fibrous (Other)	None Detected
2111220145MB-20-B  322121714-0020A	Black Fibrous Homogeneous	10% Glass	90% Non-fibrous (Other)	None Detected
2111220145MB-20-C  322121714-0020B	Brown Fibrous Homogeneous	98% Cellulose	2% Non-fibrous (Other)	None Detected
2111220145MB-21-A  322121714-0021	Black/Silver Non-Fibrous Heterogeneous		100% Non-fibrous (Other)	None Detected

Initial report from: 11/29/2021 12:35:27



# LA Testing

520 Mission Street South Pasadena, CA 91030

Tel/Fax: (323) 254-9960 / (323) 254-9982

<http://www.LATesting.com> / [pasadenalab@latesting.com](mailto:pasadenalab@latesting.com)

LA Testing Order: 322121714

Customer ID: 32EXEC52

Customer PO:

Project ID:

## Test Report: Asbestos Analysis of Bulk Materials via EPA 600/R-93/116 Method using Polarized Light Microscopy

Sample	Appearance	Non-Asbestos		Asbestos % Type
		% Fibrous	% Non-Fibrous	
2111220145MB-21-B <small>322121714-0021A</small>	Black Fibrous Homogeneous	8% Glass	92% Non-fibrous (Other)	None Detected
2111220145MB-21-C <small>322121714-0021B</small>	Gray/Black Fibrous Heterogeneous	10% Cellulose	90% Non-fibrous (Other)	None Detected
2111220145MB-21-D <small>322121714-0021C</small>	Black Fibrous Homogeneous	25% Cellulose	75% Non-fibrous (Other)	None Detected
2111220145MB-21-E <small>322121714-0021D</small>	Black Non-Fibrous Homogeneous		100% Non-fibrous (Other)	None Detected
2111220145MB-21-F <small>322121714-0021E</small>	Gray Non-Fibrous Homogeneous		100% Non-fibrous (Other)	None Detected
2111220145MB-22-A <small>322121714-0022</small>	Black/Silver Non-Fibrous Heterogeneous		100% Non-fibrous (Other)	None Detected
2111220145MB-22-B <small>322121714-0022A</small>	Black Fibrous Homogeneous	8% Glass	92% Non-fibrous (Other)	None Detected
2111220145MB-22-C <small>322121714-0022B</small>	Black Fibrous Homogeneous	25% Cellulose	75% Non-fibrous (Other)	None Detected
2111220145MB-22-D <small>322121714-0022C</small>	Gray/Black Fibrous Heterogeneous	10% Cellulose	90% Non-fibrous (Other)	None Detected
2111220145MB-22-E <small>322121714-0022D</small>	Gray Non-Fibrous Homogeneous		100% Non-fibrous (Other)	None Detected
2111220145MB-23-A <small>322121714-0023</small>	Black/Silver Fibrous Heterogeneous	10% Glass	90% Non-fibrous (Other)	None Detected
2111220145MB-23-B <small>322121714-0023A</small>	Brown/Black Fibrous Heterogeneous	10% Glass	90% Non-fibrous (Other)	None Detected
2111220145MB-23-C <small>322121714-0023B</small>	Black Fibrous Homogeneous	10% Cellulose	90% Non-fibrous (Other)	None Detected
2111220145MB-23-D <small>322121714-0023C</small>	Black Fibrous Homogeneous	8% Cellulose	92% Non-fibrous (Other)	None Detected
2111220145MB-23-E <small>322121714-0023D</small>	Brown Fibrous Homogeneous		100% Non-fibrous (Other)	None Detected
2111220145MB-24 <small>322121714-0024</small> Mastic	Brown/Black Fibrous Homogeneous	15% Cellulose	85% Non-fibrous (Other)	None Detected
2111220145MB-25 <small>322121714-0025</small> Mastic	Black Fibrous Homogeneous	8% Cellulose 8% Glass	84% Non-fibrous (Other)	None Detected
2111220145MB-26 <small>322121714-0026</small> Mastic QC'd	Gray/Black Non-Fibrous Homogeneous		92% Non-fibrous (Other)	8% Chrysotile

Initial report from: 11/29/2021 12:35:27





# LA Testing

520 Mission Street South Pasadena, CA 91030

Tel/Fax: (323) 254-9960 / (323) 254-9982

<http://www.LATesting.com> / [pasadenalab@latesting.com](mailto:pasadenalab@latesting.com)

LA Testing Order: 322121714

Customer ID: 32EXEC52

Customer PO:

Project ID:

## Test Report: Asbestos Analysis of Bulk Materials via EPA 600/R-93/116 Method using Polarized Light Microscopy

Sample	Appearance	Non-Asbestos		Asbestos % Type
		% Fibrous	% Non-Fibrous	
2111220145MB-27-A <small>322121714-0027</small>	White Non-Fibrous Homogeneous		100% Non-fibrous (Other)	None Detected
2111220145MB-27-B <small>322121714-0027A</small>	Black Fibrous Homogeneous	8% Glass	92% Non-fibrous (Other)	None Detected
2111220145MB-27-C <small>322121714-0027B</small>	Black Fibrous Heterogeneous	10% Cellulose	90% Non-fibrous (Other)	None Detected
2111220145MB-27-D <small>322121714-0027C</small> <i>Mastic</i>	Black/Gold Non-Fibrous Homogeneous	10% Cellulose	90% Non-fibrous (Other)	None Detected
2111220145MB-27-E <small>322121714-0027D</small>	Black Fibrous Homogeneous	25% Cellulose	75% Non-fibrous (Other)	None Detected
2111220145MB-28-A <small>322121714-0028</small>	White Non-Fibrous Homogeneous		100% Non-fibrous (Other)	None Detected
2111220145MB-28-B <small>322121714-0028A</small>	Black Fibrous Homogeneous	90% Glass	10% Non-fibrous (Other)	None Detected
2111220145MB-28-C <small>322121714-0028B</small>	Black/Silver Non-Fibrous Homogeneous		100% Non-fibrous (Other)	None Detected
2111220145MB-28-D <small>322121714-0028C</small>	Black Fibrous Homogeneous	25% Cellulose	75% Non-fibrous (Other)	None Detected
2111220145MB-28-E <small>322121714-0028D</small>	Gray/Black Fibrous Heterogeneous	10% Cellulose	90% Non-fibrous (Other)	None Detected
2111220145MB-29-A <small>322121714-0029</small>	White Non-Fibrous Homogeneous		100% Non-fibrous (Other)	None Detected
2111220145MB-29-B <small>322121714-0029A</small>	Black Fibrous Homogeneous	10% Glass	90% Non-fibrous (Other)	None Detected
2111220145MB-29-C <small>322121714-0029B</small>	Black Fibrous Homogeneous	10% Glass	90% Non-fibrous (Other)	None Detected
2111220145MB-29-D <small>322121714-0029C</small>	Black Fibrous Homogeneous	8% Glass	92% Non-fibrous (Other)	None Detected
2111220145MB-30-A <small>322121714-0030</small>	Black/Silver Fibrous Homogeneous	10% Glass	90% Non-fibrous (Other)	None Detected
2111220145MB-30-B <small>322121714-0030A</small>	Yellow Fibrous Homogeneous	98% Glass	2% Non-fibrous (Other)	None Detected
2111220145MB-30-C <small>322121714-0030B</small>	Gray/Black Fibrous Heterogeneous	10% Cellulose	90% Non-fibrous (Other)	None Detected
2111220145MB-30-D <small>322121714-0030C</small>	Black Fibrous Homogeneous	25% Cellulose	75% Non-fibrous (Other)	None Detected
2111220145MB-31-A <small>322121714-0031</small>	White Non-Fibrous Homogeneous		100% Non-fibrous (Other)	None Detected

Initial report from: 11/29/2021 12:35:27



# LA Testing

520 Mission Street South Pasadena, CA 91030

Tel/Fax: (323) 254-9960 / (323) 254-9982

<http://www.LATesting.com> / [pasadenalab@lateesting.com](mailto:pasadenalab@lateesting.com)

LA Testing Order: 322121714

Customer ID: 32EXEC52

Customer PO:

Project ID:

## Test Report: Asbestos Analysis of Bulk Materials via EPA 600/R-93/116 Method using Polarized Light Microscopy

Sample	Appearance	Non-Asbestos		Asbestos % Type
		% Fibrous	% Non-Fibrous	
2111220145MB-31-B <small>322121714-0031A</small>	Gray/Black Fibrous Heterogeneous	5% Glass	95% Non-fibrous (Other)	None Detected
2111220145MB-31-C <small>322121714-0031B</small>	White/Yellow Non-Fibrous Homogeneous		100% Non-fibrous (Other)	None Detected
2111220145MB-31-D <small>322121714-0031C</small> Mastic QC	Black Non-Fibrous Homogeneous		97% Non-fibrous (Other)	3% Chrysotile
2111220145MB-31-E <small>322121714-0031D</small>	Black Fibrous Homogeneous	25% Cellulose	75% Non-fibrous (Other)	None Detected
2111220145MB-32-A <small>322121714-0032</small>	Beige Non-Fibrous Homogeneous		100% Non-fibrous (Other)	None Detected
2111220145MB-32-B <small>322121714-0032A</small>	Black/Silver Fibrous Heterogeneous	10% Glass	90% Non-fibrous (Other)	None Detected
2111220145MB-32-C <small>322121714-0032B</small>	Brown/Black Fibrous Homogeneous	10% Cellulose	90% Non-fibrous (Other)	None Detected
2111220145MB-32-D <small>322121714-0032C</small>	Black Fibrous Homogeneous	8% Cellulose	92% Non-fibrous (Other)	None Detected
2111220145MB-32-E <small>322121714-0032D</small>	Black Fibrous Homogeneous	8% Cellulose	92% Non-fibrous (Other)	None Detected

Analyst(s)

David Flores (33)

Nahid Motamedi (64)

Jerry Drapala Ph.D, Laboratory Manager  
or Other Approved Signatory

LA Testing maintains liability limited to cost of analysis. Interpretation and use of test results are the responsibility of the client. This report relates only to the samples reported above, and may not be reproduced, except in full, without written approval by LA Testing. LA Testing bears no responsibility for sample collection activities or analytical method limitations. The report reflects the samples as received. Results are generated from the field sampling data (sampling volumes and areas, locations, etc.) provided by the client on the Chain of Custody. Samples are within quality control criteria and met method specifications unless otherwise noted. The above analyses were performed in general compliance with Appendix E to Subpart E of 40 CFR (previously EPA 600/M4-82-020 "Interim Method") but augmented with procedures outlined in the 1993 ("final") version of the method. This report must not be used by the client to claim product certification, approval, or endorsement by NVLAP, NIST or any agency of the federal government. Non-friable organically bound materials present a problem matrix and therefore LA Testing recommends gravimetric reduction prior to analysis. Unless requested by the client, building materials manufactured with multiple layers (i.e. linoleum, wallboard, etc.) are reported as a single sample. Estimation of uncertainty is available on request.

Samples analyzed by LA Testing South Pasadena, CA NVLAP Lab Code 200232-0, CA ELAP 2283

Initial report from: 11/29/2021 12:35:27

#322121714



**Industrial Hygiene Laboratory Submittal Asbestos -- PLM**

**Originating Office**

310 E. Foothill Blvd., Suite 200  
Arcadia, CA 91006  
Phone: 626.441.7050  
Fax: 626.441.0016

**Lab Submitted to:**

AmeriSci  
 EMLab (Glendale)  
 LA Testing

Routine (5 Days)  
 RUSH (surcharges may apply)  
Circle 6 24 48 3 to 5  
One hours hours hours days

**Project #:**  
21-Z0172-0145

**Sampled by:**  
Matt Barna

**Site Zip Code:**  
91791

**Sample Date:**  
11/22/21

Page of 6

**The receiving Laboratory is required to complete the following:**

- All invoices are to be sent to: 310 E. Foothill Blvd., Suite 200, Arcadia, CA 91006 with a copy of the lab report.
- Analyze all samples by PLM by EPA 600/R-93/116.
- Stop analysis of homogeneous groups at first positive that is greater than or equal to 1.0% ~~As~~

**Building Name:** Admin/Khabra

**Optional items to be completed by the laboratory (if check marked):**  Email Report to: [Info@execenv.com](mailto:Info@execenv.com)  Other: [ygalearna@execenv.com](mailto:ygalearna@execenv.com);  Alternate billing address:

US Mail Report to:  Originating office check marked above  Other:

Sample No.:	Sample Location - Include Room information where appropriate	Material Description	Homogeneous Location	No.	Quantity	Percent Damaged
-1	Roof 1 NE	Roof core	Roof 1	1	7500 SE	0
-2	SE			1		
-3	SW			1		
-4	Roof 1 N Roof Jack	Roof Mastic	Roof 1 Flashings, Roof Jacks, HVAC Fan Roof Jacks	2	405K	0
-5	SE Flashing			1		
-6	S HVAC Fan Roof Jack			1		

Prefix: 211120145MB

Released Date: 11/22/21  
Released Time: 1:30 PM

Received Date: 11/22/21  
Received Time: 1:30 PM  
KWN(DB)

Released Date: 11-22-21  
Released Time: 1:35 PM

#322121714

**Originating Office**  
 310 E. Foothill Blvd., Suite 200  
 Arcadia, CA 91006  
 Phone: 626.441.7050  
 Fax: 626.441.0016

**Lab Submitted to:**  
 AmeriSci  
 EMLab (Glendale)  
 LA Testing

**Project #:** 21-20172-0145  
**Sampled by:** Matt Barna

**Sample Date:** 11/22/21  
**Site Zip Code:** 91791  
**Building Name:** Administration  
**Project #:** 21-20172-0145  
**Sampled by:** Matt Barna  
**Sample Date:** 11/22/21  
**Page of:** 2 of 6

**The receiving Laboratory is required to complete the following:**  
 1. All invoices are to be sent to: 310 E. Foothill Blvd., Suite 200, Arcadia, CA 91006 with a copy of the lab report.  
 2. Analyze all samples by PLM by EPA 600/R-93/116.  
 3. Stop analysis of homogeneous groups at first positive that is greater than or equal to 1.0% *MM*

**Optional items to be completed by the laboratory (if check marked):**  Email Report to: [info@execenv.com](mailto:info@execenv.com)  Other: [ygaleana@execenv.com](mailto:ygaleana@execenv.com);  
 US Mail Report to:  Originating office check marked above  Other:  
 Alternate billing address:

Sample No.:	Sample Location - Include Room information where appropriate	Material Description	Homogeneous Location	No.	Quantity	Percent Damaged
-7	NW	Rock <del>Core</del> Core	Rock 2	3	132g	0
-8	W			1		
-9	SE			1		
-10	NW Flashing	Rock Mask	Rock 2 Flashings	4	105g	0
-11	W Flashing			1		
-12	SE Flashing			1		

Prefix: 2111  
 0145MB

**Notes:**  
 Received Date: 11/22/21 1:30 PM  
 Released Date: 11/22/21 1:35 PM  
 Received By: [Signature]  
 Released By: [Signature]

#3225929714



**Industrial Hygiene Laboratory Submittal  
Asbestos -- PLM**

Routine (5 Days) Working  
 RUSH (surcharges may apply) 3 to 5 days  
 Circle 6 24 48 hours hours days

Project #: 21-Z0172-0145

Sampled by: Matt Barna

Site Zip Code: 91791

Sample Date: 11/22/21

Page 3 of 6

Originating Office  
 310 E. Foothill Blvd., Suite 200  
 Arcadia, CA 91006  
 Phone: 626.441.7050  
 Fax: 626.441.0016

Lab Submitted to:  
 AmeriSci  
 EMLab (Glendale)  
 LA Testing

**The receiving Laboratory is required to complete the following:**

- All invoices to be sent to: 310 E. Foothill Blvd., Suite 200, Arcadia, CA 91006 with a copy of the lab report.
- Analyze all samples by PLM by EPA 600/R-93/116.
- Stop analysis of homogeneous groups at first positive that is greater than or equal to 1.0% *MS*

Building Name: Administration

Optional Items to be completed by the laboratory (if check marked):  Email Report to:  Info@execenv.com  Other: y.galeana@execenv.com;  Alternate billing address:

US Mail Report to:  Originating office check marked above  Other:

Sample No.:	Sample Location - Include Room information where appropriate	Material Description	Homogeneous Location	No.	Quantity	Percent Damaged
-13	Exterior N	Stucco	Exterior walls and overhangs	5	3600 SE	0
-14	NE			1		1
-15	S			1		1
-16	SW			1		1
-17	W			1		1

Prefix: 2111 0145MB

Notes: 11/22/21 Analytical 1:30PM

Received Date: [ ] & Time: [ ]

By: [ ]

Released Date: [ ] & Time: [ ]

11-22-21 1:35PM

#322121714



**Industrial Hygiene Laboratory Submittal Asbestos -- PLM**

Routine (5 Days) Working  
 RUSH (surcharges may apply)  
 Circle 6 24 48 hours hours days  
 One 3 to 5 hours days

Project #: 21-Z0172-0145  
 Sampled by: Matt Barna

Site Zip Code: 91791  
 Sample Date: 11/22/21  
 Page 4 of 6

Originating Office: 310 E. Foothill Blvd., Suite 200 Arcadia, CA 91006  
 Phone: 626.441.7050 Fax: 626.441.0016  
 Lab Submitted to:  AmeriSci  EMLab (Glendale)  LA Testing

**The receiving Laboratory is required to complete the following:**

- All invoices are to be sent to: 310 E. Foothill Blvd., Suite 200, Arcadia, CA 91006 with a copy of the lab report.
- Analyze all samples by PLM by EPA 600/R-93/116.
- Step analysis of homogeneous groups at first positive that is greater than or equal to 1.0% *MB*

Building Name: *Adams*

- All lab reports and invoices are to contain the Project Number from above.
- Unsigned and reports marked draft are unacceptable.
- Report to the attention of: Yesenia Galeana, Phone: (562) 889-1327

Optional items to be completed by the laboratory (if check marked):  Email Report to: [info@execenv.com](mailto:info@execenv.com)  Other: [ygalearna@execenv.com](mailto:ygalearna@execenv.com);  Alternate billing address:

US Mail Report to:  Originating office check marked above  Other:

Sample No.:	Sample Location - Include Room information where appropriate	Material Description	Homogeneous Location	No.	Quantity	Percent Damaged
-18	Rock Perimeter walls NW	Texture Coat	Rock Perimeter walls	6	2695	0
-19	SE	on wood		1	1	1
-20	SW			1	1	1

Prefix: 211122 0145MB

Notes: 11/22/21 *Another* 1:30pm  
 Received By Date: *11/22/21* 1:35PM  
 Released By Date: *11/22/21* 1:35PM

#322121714

**Originating Office**  
 310 E. Foothill Blvd., Suite 200  
 Arcadia, CA 91006  
 Phone: 626.441.7050  
 Fax: 626.441.0016

**Lab Submitted to:**  
 AmeriSci  
 EMLab (Glendale)  
 LA Testing

**Industrial Hygiene Laboratory Submittal Asbestos -- PLM**

**EXECUTIVE ENVIRONMENTAL**  
 HEALTH & SAFETY SIMPLIFIED

**Project #:** 21-Z0172-0145  
**Sampled by:** Matt Barna  
**Building Name:** 600  
**Site Zip Code:** 91791  
**Sample Date:** 11/22/21  
**Page of 6**

**The receiving Laboratory is required to complete the following:**

- All invoices are to be sent to: 310 E. Foothill Blvd., Suite 200, Arcadia, CA 91006 with a copy of the Project Number from above.
- Analyze all samples by PLM by EPA 600/R-93/116.
- Stop analysis of homogeneous groups at first positive that is greater than or equal to 1.0% *mb*

**Optional Items to be completed by the laboratory (if check marked):**  Email Report to: [info@execenv.com](mailto:info@execenv.com)  Other: [y.galeana@execenv.com](mailto:y.galeana@execenv.com);  
 US Mail Report to:  Originating office check marked above  Other:  
 Alternate billing address:

Sample No.:	Sample Location - Include Room information where appropriate	Material Description	Homogeneous Location	No.	Quantity	Percent Damaged
-21	Roof N	Roof Core	Roof 1	7	700sf	0
-22	SE					
-23	S					
-24	Roof N HVAC Fan Roof Jack	Roof Master	HRAC Fan Roof 1 Flashing, Roof Jacks, Patch, HVAC Fan Roof Jacks	8	405sf	0
-25	SE Patch					
-26	S Roof Jack					

Prefix: 211120145MB

**Notes:** 11/22/21 Another than 1:30pm  
 Released By Date: 11-22-21 1:35pm  
 Released By Date: [ ] & Time: [ ]



# LA Testing

520 Mission Street South Pasadena, CA 91030  
Tel/Fax: (323) 254-9960 / (323) 254-9982  
<http://www.LATesting.com> / [pasadenalab@latesting.com](mailto:pasadenalab@latesting.com)

LA Testing Order: 322203468

Customer ID: 32EXEC52

Customer PO:

Project ID:

**Attention:** Yesenia Galeana  
Executive Environmental Services Corp.  
310 East Foothill Blvd.  
Suite 200  
Arcadia, CA 91006

**Phone:** (626) 441-7050

**Fax:** (626) 441-0016

**Received Date:** 02/15/2022 3:40 PM

**Analysis Date:** 02/16/2022

**Collected Date:**

**Project:** 21-Z0172-0145 | Sampled By: Matt Barna

## Test Report: Asbestos Analysis of Bulk Materials via EPA 600/R-93/116 Method using Polarized Light Microscopy

Sample	Appearance	Non-Asbestos		Asbestos
		% Fibrous	% Non-Fibrous	% Type
2202150145MB-33-A <small>322203468-0001</small>	White Non-Fibrous Homogeneous		100% Non-fibrous (Other)	None Detected
2202150145MB-33-B <small>322203468-0001A</small>	Black/Silver Non-Fibrous Heterogeneous	10% Glass	90% Non-fibrous (Other)	None Detected
2202150145MB-33-C <small>322203468-0001B</small>	Black Non-Fibrous Homogeneous	10% Cellulose	90% Non-fibrous (Other)	None Detected
2202150145MB-34-A <small>322203468-0002</small>	White Non-Fibrous Homogeneous		100% Non-fibrous (Other)	None Detected
2202150145MB-34-B <small>322203468-0002A</small>	Black/Silver Non-Fibrous Homogeneous	10% Glass	90% Non-fibrous (Other)	None Detected
2202150145MB-34-C <small>322203468-0002B</small>	Black Non-Fibrous Homogeneous	12% Glass	88% Non-fibrous (Other)	None Detected
2202150145MB-34-D <small>322203468-0002C</small>	Black Non-Fibrous Homogeneous	10% Cellulose	90% Non-fibrous (Other)	None Detected
2202150145MB-35-A <small>322203468-0003</small>	White Non-Fibrous Homogeneous		100% Non-fibrous (Other)	None Detected
2202150145MB-35-B <small>322203468-0003A</small>	Black/Silver Fibrous Homogeneous	10% Glass	90% Non-fibrous (Other)	None Detected
2202150145MB-35-C <small>322203468-0003B</small>	Black Fibrous Homogeneous	10% Glass	90% Non-fibrous (Other)	None Detected
2202150145MB-35-D <small>322203468-0003C</small>	Brown Fibrous Homogeneous	98% Cellulose	2% Non-fibrous (Other)	None Detected
2202150145MB-36-A <small>322203468-0004</small>	White Non-Fibrous Homogeneous		100% Non-fibrous (Other)	None Detected
2202150145MB-36-B <small>322203468-0004A</small>	Black/Silver Non-Fibrous Homogeneous	5% Cellulose	95% Non-fibrous (Other)	None Detected
2202150145MB-37-A <small>322203468-0005</small>	White Non-Fibrous Homogeneous		100% Non-fibrous (Other)	None Detected
2202150145MB-37-B <small>322203468-0005A</small>	Black/Silver Non-Fibrous Homogeneous	5% Cellulose	95% Non-fibrous (Other)	None Detected
2202150145MB-38-A <small>322203468-0006</small>	White/Black Non-Fibrous Homogeneous		100% Non-fibrous (Other)	None Detected

Report amended: 02/24/2022 14:59:16 Replaces initial report from: 02/16/2022 13:46:03 Reason Code: Data Entry-Change to Sample ID





# LA Testing

520 Mission Street South Pasadena, CA 91030

Tel/Fax: (323) 254-9960 / (323) 254-9982

<http://www.LATesting.com> / [pasadenalab@latesting.com](mailto:pasadenalab@latesting.com)

LA Testing Order: 322203468

Customer ID: 32EXEC52

Customer PO:

Project ID:

## Test Report: Asbestos Analysis of Bulk Materials via EPA 600/R-93/116 Method using Polarized Light Microscopy

Sample	Appearance	Non-Asbestos		Asbestos % Type
		% Fibrous	% Non-Fibrous	
2202150145MB-38-B <small>322203468-0006A</small>	Black Non-Fibrous Homogeneous	45% Cellulose 15% Glass	40% Non-fibrous (Other)	None Detected
2202150145MB-39-A <small>322203468-0007</small>	White Non-Fibrous Homogeneous		100% Non-fibrous (Other)	None Detected
2202150145MB-39-B <small>322203468-0007A</small>	Black/Silver Non-Fibrous Homogeneous	10% Synthetic 8% Glass	82% Non-fibrous (Other)	None Detected
2202150145MB-39-C <small>322203468-0007B</small>	Black Non-Fibrous Homogeneous	8% Cellulose	92% Non-fibrous (Other)	None Detected
2202150145MB-40-A <small>322203468-0008</small>	White Non-Fibrous Homogeneous		100% Non-fibrous (Other)	None Detected
2202150145MB-40-B <small>322203468-0008A</small>	Black/Silver Non-Fibrous Homogeneous	10% Synthetic 8% Glass	82% Non-fibrous (Other)	None Detected
2202150145MB-40-C <small>322203468-0008B</small>	Black Non-Fibrous Homogeneous	12% Glass	88% Non-fibrous (Other)	None Detected
2202150145MB-40-D <small>322203468-0008C</small>	Black Non-Fibrous Homogeneous	10% Cellulose	90% Non-fibrous (Other)	None Detected
2202150145MB-41-A <small>322203468-0009</small>	White Non-Fibrous Homogeneous		100% Non-fibrous (Other)	None Detected
2202150145MB-41-B <small>322203468-0009A</small>	Black Fibrous Homogeneous	20% Synthetic 10% Glass	70% Non-fibrous (Other)	None Detected
2202150145MB-41-C <small>322203468-0009B</small>	Black Fibrous Homogeneous	8% Glass	92% Non-fibrous (Other)	None Detected
2202150145MB-41-D <small>322203468-0009C</small>	Brown Fibrous Homogeneous	98% Cellulose	2% Non-fibrous (Other)	None Detected
2202150145MB-41-E <small>322203468-0009D</small>	Brown Fibrous Homogeneous	98% Glass	2% Non-fibrous (Other)	None Detected
2202150145MB-42 <small>322203468-0010 QC</small>	White/Black Non-Fibrous Heterogeneous	10% Cellulose	90% Non-fibrous (Other)	None Detected
2202150145MB-43 <small>322203468-0011</small>	White/Black Non-Fibrous Heterogeneous	10% Cellulose	90% Non-fibrous (Other)	None Detected
2202150145MB-44 <small>322203468-0012</small>	White/Black Non-Fibrous Heterogeneous	10% Cellulose	90% Non-fibrous (Other)	None Detected
2202150145MB-45-A <small>322203468-0013 QC</small>	White Non-Fibrous Homogeneous		100% Non-fibrous (Other)	None Detected
2202150145MB-45-B <small>322203468-0013A QC</small>	Black/Silver Non-Fibrous Homogeneous	8% Cellulose	84% Non-fibrous (Other)	8% Chrysotile

Report amended: 02/24/2022 14:59:16 Replaces initial report from: 02/16/2022 13:46:03 Reason Code: Data Entry-Change to Sample ID



# LA Testing

520 Mission Street South Pasadena, CA 91030

Tel/Fax: (323) 254-9960 / (323) 254-9982

<http://www.LATesting.com> / [pasadenalab@latesting.com](mailto:pasadenalab@latesting.com)

LA Testing Order: 322203468

Customer ID: 32EXEC52

Customer PO:

Project ID:

## Test Report: Asbestos Analysis of Bulk Materials via EPA 600/R-93/116 Method using Polarized Light Microscopy

Sample	Appearance	Non-Asbestos		Asbestos % Type
		% Fibrous	% Non-Fibrous	
2202150145MB-46-A <small>322203468-0014</small>	White Non-Fibrous Homogeneous		100% Non-fibrous (Other)	None Detected
2202150145MB-46-B <small>322203468-0014A</small>	Black/Silver Non-Fibrous Homogeneous	8% Cellulose	84% Non-fibrous (Other)	8% Chrysotile
2202150145MB-47-A <small>322203468-0015</small>	White Non-Fibrous Homogeneous		100% Non-fibrous (Other)	None Detected
2202150145MB-47-B <small>322203468-0015A</small>	Black Fibrous Homogeneous	10% Glass	90% Non-fibrous (Other)	None Detected
2202150145MB-47-C <small>322203468-0015B QC</small>	Black Non-Fibrous Homogeneous	10% Cellulose	82% Non-fibrous (Other)	8% Chrysotile
2202150145MB-47-D <small>322203468-0015C</small>	Silver Non-Fibrous Homogeneous		100% Non-fibrous (Other)	None Detected
2202150145MB-48-A <small>322203468-0016</small>	White Non-Fibrous Homogeneous		100% Non-fibrous (Other)	None Detected
2202150145MB-48-B <small>322203468-0016A</small>	Black/Silver Non-Fibrous Homogeneous	12% Synthetic 5% Glass	83% Non-fibrous (Other)	None Detected
2202150145MB-48-C <small>322203468-0016B</small>	Black Fibrous Homogeneous	10% Glass	90% Non-fibrous (Other)	None Detected
2202150145MB-48-D <small>322203468-0016C</small>	Black Non-Fibrous Homogeneous	10% Cellulose	90% Non-fibrous (Other)	None Detected
2202150145MB-48-E <small>322203468-0016D</small>	Brown Fibrous Homogeneous	98% Cellulose	2% Non-fibrous (Other)	None Detected
2202150145MB-49-A <small>322203468-0017</small>	White Non-Fibrous Homogeneous		100% Non-fibrous (Other)	None Detected
2202150145MB-49-B <small>322203468-0017A</small>	Black/Silver Non-Fibrous Homogeneous	10% Synthetic 5% Glass	85% Non-fibrous (Other)	None Detected
2202150145MB-49-C <small>322203468-0017B</small>	Black Non-Fibrous Homogeneous	10% Cellulose	90% Non-fibrous (Other)	None Detected
2202150145MB-49-D <small>322203468-0017C</small>	Brown Fibrous Homogeneous	98% Cellulose	2% Non-fibrous (Other)	None Detected
2202150145MB-50-A <small>322203468-0018</small>	White Non-Fibrous Homogeneous		100% Non-fibrous (Other)	None Detected
2202150145MB-50-B <small>322203468-0018A</small>	Black/Silver Fibrous Homogeneous	20% Synthetic 10% Glass	70% Non-fibrous (Other)	None Detected
2202150145MB-50-C <small>322203468-0018B</small>	Black Fibrous Homogeneous	8% Glass	92% Non-fibrous (Other)	None Detected
2202150145MB-50-D <small>322203468-0018C</small>	Black Fibrous Homogeneous	8% Cellulose	92% Non-fibrous (Other)	None Detected

Report amended: 02/24/2022 14:59:16 Replaces initial report from: 02/16/2022 13:46:03 Reason Code: Data Entry-Change to Sample ID



# LA Testing

520 Mission Street South Pasadena, CA 91030

Tel/Fax: (323) 254-9960 / (323) 254-9982

<http://www.LATesting.com> / [pasadenalab@latesting.com](mailto:pasadenalab@latesting.com)

LA Testing Order: 322203468

Customer ID: 32EXEC52

Customer PO:

Project ID:

## Test Report: Asbestos Analysis of Bulk Materials via EPA 600/R-93/116 Method using Polarized Light Microscopy

Sample	Appearance	Non-Asbestos		Asbestos % Type
		% Fibrous	% Non-Fibrous	
2202150145MB-51-A <small>322203468-0019</small>	White Non-Fibrous Homogeneous		100% Non-fibrous (Other)	None Detected
2202150145MB-51-B <small>322203468-0019A</small>	Black/Silver Non-Fibrous Homogeneous	8% Synthetic 5% Glass	87% Non-fibrous (Other)	None Detected
2202150145MB-52-A <small>322203468-0020</small>	White Non-Fibrous Homogeneous		100% Non-fibrous (Other)	None Detected
2202150145MB-52-B <small>322203468-0020A</small>	Black/Silver Non-Fibrous Homogeneous	5% Cellulose 5% Glass	90% Non-fibrous (Other)	None Detected
2202150145MB-53-A <small>322203468-0021</small>	White Non-Fibrous Homogeneous		100% Non-fibrous (Other)	None Detected
2202150145MB-53-B <small>322203468-0021A</small>	Black/Silver Non-Fibrous Homogeneous	10% Glass	90% Non-fibrous (Other)	None Detected
2202150145MB-54-A <small>322203468-0022</small>	White Non-Fibrous Homogeneous		100% Non-fibrous (Other)	None Detected
2202150145MB-54-B <small>322203468-0022A</small>	Black/Silver Non-Fibrous Homogeneous	5% Synthetic 8% Glass	87% Non-fibrous (Other)	None Detected
2202150145MB-54-C <small>322203468-0022B</small>	Black Non-Fibrous Homogeneous	10% Glass	90% Non-fibrous (Other)	None Detected
2202150145MB-55-A <small>322203468-0023</small>	White Non-Fibrous Homogeneous		100% Non-fibrous (Other)	None Detected
2202150145MB-55-B <small>322203468-0023A</small>	Black/Silver Non-Fibrous Homogeneous	10% Synthetic 5% Glass	85% Non-fibrous (Other)	None Detected
2202150145MB-55-C <small>322203468-0023B</small>	Black/Silver Non-Fibrous Homogeneous	10% Glass	90% Non-fibrous (Other)	None Detected
2202150145MB-55-D <small>322203468-0023C</small>	Black Non-Fibrous Homogeneous	10% Cellulose	90% Non-fibrous (Other)	None Detected
2202150145MB-55-E <small>322203468-0023D</small>	Brown Fibrous Homogeneous	98% Cellulose	2% Non-fibrous (Other)	None Detected
2202150145MB-56-A <small>322203468-0024</small>	White Non-Fibrous Homogeneous		100% Non-fibrous (Other)	None Detected
2202150145MB-56-B <small>322203468-0024A</small>	Black/Silver Fibrous Homogeneous	20% Synthetic 10% Glass	70% Non-fibrous (Other)	None Detected
2202150145MB-56-C <small>322203468-0024B</small>	Black Fibrous Homogeneous	8% Cellulose	92% Non-fibrous (Other)	None Detected
2202150145MB-56-D <small>322203468-0024C</small>	Black Fibrous Homogeneous	10% Glass	90% Non-fibrous (Other)	None Detected
2202150145MB-57 <small>322203468-0025</small>	Gray/Black Non-Fibrous Homogeneous	8% Cellulose	92% Non-fibrous (Other)	None Detected
QC				

Report amended: 02/24/2022 14:59:16 Replaces initial report from: 02/16/2022 13:46:03 Reason Code: Data Entry-Change to Sample ID



# LA Testing

520 Mission Street South Pasadena, CA 91030

Tel/Fax: (323) 254-9960 / (323) 254-9982

<http://www.LATesting.com> / [pasadenalab@latesting.com](mailto:pasadenalab@latesting.com)

LA Testing Order: 322203468

Customer ID: 32EXEC52

Customer PO:

Project ID:

## Test Report: Asbestos Analysis of Bulk Materials via EPA 600/R-93/116 Method using Polarized Light Microscopy

Sample	Appearance	Non-Asbestos		Asbestos % Type
		% Fibrous	% Non-Fibrous	
2202150145MB-58-A <small>322203468-0026</small>	White Non-Fibrous Homogeneous		100% Non-fibrous (Other)	None Detected
2202150145MB-58-B <small>322203468-0026A</small>	Black Non-Fibrous Homogeneous	8% Cellulose	92% Non-fibrous (Other)	None Detected
2202150145MB-58-C <small>322203468-0026B</small>	White Non-Fibrous Homogeneous		100% Non-fibrous (Other)	None Detected
2202150145MB-58-D <small>322203468-0026C</small>	Black Non-Fibrous Homogeneous		90% Non-fibrous (Other)	10% Chrysotile
2202150145MB-59-A <small>322203468-0027</small>	Gray/White Non-Fibrous Homogeneous		100% Non-fibrous (Other)	None Detected
2202150145MB-59-B <small>322203468-0027A</small>	Beige Non-Fibrous Homogeneous		100% Non-fibrous (Other)	None Detected
2202150145MB-59-C <small>322203468-0027B</small> QC	Black Non-Fibrous Homogeneous		92% Non-fibrous (Other)	8% Chrysotile
2202150145MB-60-A <small>322203468-0028</small>	White Non-Fibrous Homogeneous		100% Non-fibrous (Other)	None Detected
2202150145MB-60-B <small>322203468-0028A</small>	Black/Silver Non-Fibrous Homogeneous	10% Synthetic 5% Glass	85% Non-fibrous (Other)	None Detected
2202150145MB-60-C <small>322203468-0028B</small>	Brown Fibrous Homogeneous	98% Cellulose	2% Non-fibrous (Other)	None Detected
2202150145MB-61-A <small>322203468-0029</small>	White Non-Fibrous Homogeneous		100% Non-fibrous (Other)	None Detected
2202150145MB-61-B <small>322203468-0029A</small>	Black/Silver Non-Fibrous Homogeneous	10% Synthetic 5% Glass	85% Non-fibrous (Other)	None Detected
2202150145MB-61-C <small>322203468-0029B</small>	Black Non-Fibrous Homogeneous	10% Cellulose	90% Non-fibrous (Other)	None Detected
2202150145MB-61-D <small>322203468-0029C</small>	Brown Fibrous Homogeneous	98% Cellulose	2% Non-fibrous (Other)	None Detected
2202150145MB-62-A <small>322203468-0030</small>	White Non-Fibrous Homogeneous		100% Non-fibrous (Other)	None Detected
2202150145MB-62-B <small>322203468-0030A</small>	Black/Silver Fibrous Homogeneous	20% Synthetic 10% Glass	70% Non-fibrous (Other)	None Detected
2202150145MB-62-C <small>322203468-0030B</small>	Black Fibrous Homogeneous	8% Glass	92% Non-fibrous (Other)	None Detected
2202150145MB-63 <small>322203468-0031</small>	White/Black Non-Fibrous Homogeneous		90% Non-fibrous (Other)	10% Chrysotile
2202150145MB-64-A <small>322203468-0032</small>	White Non-Fibrous Homogeneous		100% Non-fibrous (Other)	None Detected

Report amended: 02/24/2022 14:59:16 Replaces initial report from: 02/16/2022 13:46:03 Reason Code: Data Entry-Change to Sample ID



# LA Testing

520 Mission Street South Pasadena, CA 91030

Tel/Fax: (323) 254-9960 / (323) 254-9982

<http://www.LATesting.com> / [pasadenalab@latesting.com](mailto:pasadenalab@latesting.com)

LA Testing Order: 322203468

Customer ID: 32EXEC52

Customer PO:

Project ID:

## Test Report: Asbestos Analysis of Bulk Materials via EPA 600/R-93/116 Method using Polarized Light Microscopy

Sample	Appearance	Non-Asbestos		Asbestos % Type
		% Fibrous	% Non-Fibrous	
2202150145MB-64-B  322203468-0032A QC	Black Non-Fibrous Homogeneous	5% Cellulose	95% Non-fibrous (Other)	None Detected
2202150145MB-65-A  322203468-0033	White Non-Fibrous Homogeneous		100% Non-fibrous (Other)	None Detected
2202150145MB-65-B  322203468-0033A QC	Black Non-Fibrous Homogeneous		92% Non-fibrous (Other)	8% Chrysotile
2202150145MB-66-A  322203468-0034	White/Beige Non-Fibrous Homogeneous		100% Non-fibrous (Other)	<1% Chrysotile
2202150145MB-66-B  322203468-0034A	Gray Non-Fibrous Homogeneous		100% Non-fibrous (Other)	<1% Chrysotile
2202150145MB-67-A  322203468-0035	White/Beige Non-Fibrous Homogeneous		100% Non-fibrous (Other)	<1% Chrysotile
2202150145MB-67-B  322203468-0035A	Gray Non-Fibrous Homogeneous		100% Non-fibrous (Other)	<1% Chrysotile
2202150145MB-68-A  322203468-0036	White/Beige Non-Fibrous Homogeneous		100% Non-fibrous (Other)	<1% Chrysotile
2202150145MB-68-B  322203468-0036A	Gray Non-Fibrous Homogeneous		100% Non-fibrous (Other)	<1% Chrysotile
2202150145MB-69-A  322203468-0037	White/Beige Non-Fibrous Homogeneous		98% Non-fibrous (Other)	2% Chrysotile
2202150145MB-69-B  322203468-0037A	Gray Non-Fibrous Homogeneous		100% Non-fibrous (Other)	<1% Chrysotile
2202150145MB-70-A  322203468-0038	White/Beige Non-Fibrous Homogeneous		100% Non-fibrous (Other)	<1% Chrysotile
2202150145MB-70-B  322203468-0038A	Gray Non-Fibrous Homogeneous		100% Non-fibrous (Other)	<1% Chrysotile
2202150145MB-71-A  322203468-0039	White/Beige Non-Fibrous Homogeneous		100% Non-fibrous (Other)	<1% Chrysotile
2202150145MB-71-B  322203468-0039A	Gray Non-Fibrous Homogeneous		100% Non-fibrous (Other)	<1% Chrysotile
2202150145MB-72-A  322203468-0040	White/Beige Non-Fibrous Homogeneous		100% Non-fibrous (Other)	<1% Chrysotile
2202150145MB-72-B  322203468-0040A	Gray Non-Fibrous Homogeneous		100% Non-fibrous (Other)	<1% Chrysotile

Report amended: 02/24/2022 14:59:16 Replaces initial report from: 02/16/2022 13:46:03 Reason Code: Data Entry-Change to Sample ID



# LA Testing

520 Mission Street South Pasadena, CA 91030

Tel/Fax: (323) 254-9960 / (323) 254-9982

<http://www.LATesting.com> / [pasadenalab@lateesting.com](mailto:pasadenalab@lateesting.com)

LA Testing Order: 322203468

Customer ID: 32EXEC52

Customer PO:

Project ID:

## Test Report: Asbestos Analysis of Bulk Materials via EPA 600/R-93/116 Method using Polarized Light Microscopy

Sample	Appearance	Non-Asbestos		Asbestos
		% Fibrous	% Non-Fibrous	% Type

Analyst(s)

David Flores (40)

Rosa Mendoza (68)

Jerry Drapala Ph.D, Laboratory Manager  
or Other Approved Signatory

LA Testing maintains liability limited to cost of analysis. Interpretation and use of test results are the responsibility of the client. This report relates only to the samples reported above, and may not be reproduced, except in full, without written approval by LA Testing. LA Testing bears no responsibility for sample collection activities or analytical method limitations. The report reflects the samples as received. Results are generated from the field sampling data (sampling volumes and areas, locations, etc.) provided by the client on the Chain of Custody. Samples are within quality control criteria and met method specifications unless otherwise noted. The above analyses were performed in general compliance with Appendix E to Subpart E of 40 CFR (previously EPA 600/M4-82-020 "Interim Method") but augmented with procedures outlined in the 1993 ("final") version of the method. This report must not be used by the client to claim product certification, approval, or endorsement by NVLAP, NIST or any agency of the federal government. Non-friable organically bound materials present a problem matrix and therefore LA Testing recommends gravimetric reduction prior to analysis. Unless requested by the client, building materials manufactured with multiple layers (i.e. linoleum, wallboard, etc.) are reported as a single sample. Estimation of uncertainty is available on request.

Samples analyzed by LA Testing South Pasadena, CA NVLAP Lab Code 200232-0, CA ELAP 2283

Report amended: 02/24/2022 14:59:16 Replaces initial report from: 02/16/2022 13:46:03 Reason Code: Data Entry-Change to Sample ID

322203468 #

**Executive Environmental**  
HEALTH & SAFETY SIMPLIFIED

**Industrial Hygiene Laboratory Submittal**  
Asbestos -- PLM

**Originating Office**  
 310 E. Foothill Blvd., Suite 200  
 Arcadia, CA 91006  
 Phone: 626.441.7050  
 Fax: 626.441.0016

**Lab Submitted to:**  
 AmeriSci  
 EMLab (Glendale)  
 LA Testing

**Project #:** 21-20172-0145  
**Sampled by:** Matt Barna

**Site Zip Code:** 91791  
**Sample Date:** 02/ /2022

**Building Name:** 300 Building

**Sample No.:** 33  
**Material Description:** Rock Core  
**Homogeneous Location:** 300 Building Roof 1

**Sample No.:** 34  
**Material Description:** I  
**Homogeneous Location:** I

**Sample No.:** 35  
**Material Description:** I  
**Homogeneous Location:** I

**Sample No.:** 36  
**Material Description:** Rock Mast 2  
**Homogeneous Location:** 300 Building Roof Deck  
 Rock Deck, HVAC Ducts,  
 Flashings

**Sample No.:** 37  
**Material Description:** I  
**Homogeneous Location:** I

**Sample No.:** 38  
**Material Description:** I  
**Homogeneous Location:** I

**The receiving Laboratory is required to complete the following:**

- All invoices are to be sent to: 310 E. Foothill Blvd., Suite 200, Arcadia, CA 91006 with a copy of the lab report.
- Analyze all samples by PLM by EPA 600/R-93/116.
- Stop analysis of homogeneous groups at first positive that is greater than or equal to 1.0% *ML*

**Optional Items to be completed by the laboratory (if check marked):**  Email Report to: [Info@execenv.com](mailto:Info@execenv.com)  Other: [ygaleana@execenv.com](mailto:ygaleana@execenv.com);  
 US Mail Report to:  Originating office check marked above  Other:  
 Alternate billing address:

**Prefix: 2202-0145MB**

**Notes:** 2/15/22 *thru 338M*

**Released By, Date, & Time:** *AMYNAOL DB* 02/15/2022 1540

Sample No.:	Sample Location - Include Room information where appropriate	Material Description	Homogeneous Location	No.	Quantity	Percent Damaged
33	Roof I W	Rock Core	300 Building Roof 1	1	49005F	0
34	Roof I NE	I	I	1	I	I
35	Roof I S	I	I	1	I	I
36	Roof I NW Roof Deck	Rock Mast 2	300 Building Roof Deck Rock Deck, HVAC Ducts, Flashings	2	25 SF	0
37	Roof I NE Flashing	I	I	1	I	I
38	Roof I S HVAC Deck	I	I	1	I	I

322203468#



**Industrial Hygiene Laboratory Submittal Asbestos -- PLM**

Routine (5 Days) Working One 6 hours Circle 24 48 hours 3 to 5 days (surcharges may apply)

Project #: 21-Z0172-0145

Sampled by: Matt Barna

Site Zip Code: 91791

Sample Date: 02/2022

Page of 27

Lab Submitted to:  
 AmeriSci  
 EMLab (Glendale)  
 LA Testing

Originating Office  
 310 E. Foothill Blvd., Suite 200  
 Arcadia, CA 91006  
 Phone: 626.441.7050  
 Fax: 626.441.0016

**The receiving Laboratory is required to complete the following:**

- All invoices are to be sent to: 310 E. Foothill Blvd., Suite 200, Arcadia, CA 91006 with a copy of the lab report.
- Analyze all samples by PLM by EPA 600/R-93/116.
- Step analysis of homogeneous groups at first positive that is greater than or equal to 1.0% *MP*

Building Name: 300 Building

Optional items to be completed by the laboratory (if check marked):  Email Report to: [info@execenv.com](mailto:info@execenv.com)  Other: [y.galeana@execenv.com](mailto:y.galeana@execenv.com);

US Mail Report to:  Originating office check marked above  Other:  Alternate billing address:

Sample No.:	Sample Location - Include Room information where appropriate	Material Description	Homogeneous Location	No.	Quantity	Percent Damaged
39	Roof 2 NW	Rock Core	300 Building Roof 2	3	13,500 SF	0
40	Roof 2 W			1		1
41	Roof 2 SE at parapet wall			1		1
42	Roof 2 NW	Rock Core (Patch)	300 Building Roof 2 NW	4	30 SF	0
43	Roof 2 NW			1		1
44	Roof 2 NW			1		1

Prefix: 2202 0145MB

Notes: 2/15/22 *At night 3:38 PM*

Received By, Date, & Time: *02/15/2022 1540*

Released By, Date, & Time: *02/15/2022 1540*



322203468 #



**Industrial Hygiene Laboratory Submittal Asbestos -- PLM**

**Originating Office**

310 E. Foothill Blvd., Suite 200  
Arcadia, CA 91006  
Phone: 626.441.7050  
Fax: 626.441.0016

**Lab Submitted to:**

AmeriSci  
 EMLab (Glendale)  
 LA Testing

Routine (5 Days)  
 RUSH (surcharges may apply)  
Circle 6 (24 hours) 48 hours 3 to 5 days

Project #: 21-Z0172-0145

Sampled by: Matt Barna

Site Zip Code: 91791

Sample Date: 02/19/2022

Page of 37

**The receiving Laboratory is required to complete the following:**

- All invoices are to be sent to: 310 E. Foothill Blvd., Suite 200, Arcadia, CA 91006 with a copy of the lab report.
- Analyze all samples by PLM by EPA 600/R-93/116.
- Stop analysis of homogeneous groups at first positive that is greater than or equal to 1.0% *ML*.

Building Name: 300 Building

**Optional items to be completed by the laboratory (if check marked):**  Email Report to: [Info@execenv.com](mailto:Info@execenv.com)  Other: [ygaaleana@execenv.com](mailto:ygaaleana@execenv.com);

US Mail Report to:  Originating office check marked above  Other:  Alternate billing address:

Sample No.:	Sample Location - Include Room information where appropriate	Material Description	Homogeneous Location	No.	Quantity	Percent Damaged
45	Roof 2 NE <del>Roof</del> Jack	Roof Waste	300 Building Roof Jacks HVAC notes, patches	5	150 SF	0
46	Roof 2 S HVAC Jack	I	flashings in some areas	1	I	I
47	Roof 2 SE Roof Jack	I		1	I	I
48	Roof 3 NE	Roof Core	300 Building Roof 3	6	<del>300 SF</del> 1200 SF	0
49	Roof 3 W	I		1	I	I
50	Roof 3 S	I		1	I	I
51						

Prefix: 2202 0145MB

Released By, Date: 2/15/22  
& Time: 3:38A

Received By, Date: 02/15/2022  
& Time: 1540

Released By, Date: 02/15/2022  
& Time: 1540

Released By, Date: 02/15/2022  
& Time: 1540

322203468#



**Industrial Hygiene Laboratory Submittal Asbestos -- PLM**

Routine (5 Days) Working  
 RUSH (surcharges may apply) Circle One 6 hours 24 hours 48 hours 3 to 5 days

Project #: 21-Z0172-0145

Sampled by: Matt Barna

Site Zip Code: 91791

Sample Date: 02/ /2022

Page of 4

Building Name: 300 Building

**The receiving Laboratory is required to complete the following:**

- All invoices are to be sent to: 310 E. Foothill Blvd., Suite 200, Arcadia, CA 91006 with a copy of the lab report.
- Analyze all samples by PLM by EPA 600/R-93/116.
- Stop analysis of homogeneous groups at first positive that is greater than or equal to 1.0% *MB*

Optional items to be completed by the laboratory (if check marked):  Email Report to: [Info@execenv.com](mailto:Info@execenv.com)  Other: [y.galeana@execenv.com](mailto:y.galeana@execenv.com);  Alternate billing address:

US Mail Report to:  Originating office check marked above  Other:

Sample No.:	Sample Location - Include Room information where appropriate	Material Description	Homogeneous Location	No.	Quantity	Percent Damaged
51	Roof 3 NE	Roof Mast	300 Building Roof 3	7	100SF	0
52	Roof 3 NW					
53	Roof 3 SE					
54	Roof 4 NW	Roof Core	300 Building Roof 4	8	100SF	0
55	Roof 4 SW					
56	Roof 4 S					

Prefix: 2202 0145MB

Released By, Date, & Time: 2/15/22 Staff # 338 PM

Received By, Date, & Time:

By, Date, & Time: *AMMONK (DB)*  
 02/15/2022 1540

322203468 #



**Industrial Hygiene Laboratory Submittal Asbestos -- PLM**

**Originating Office**

310 E. Foothill Blvd., Suite 200  
Arcadia, CA 91006  
Phone: 626.441.7050  
Fax: 626.441.0016

**Lab Submitted to:**

AmeriSci  
 EMLab (Glendale)  
 LA Testing

Routine (5 Days) Working  
 RUSH (surcharges may apply)  
Circle 6 hours One 24 hours 48 hours 3 to 5 days

**Project #:**  
21-Z0172-0145

**Sampled by:**  
Matt Barna

**Site Zip Code:**  
91791

**Sample Date:**  
02/12/2022

**Page of**  
57

**The receiving Laboratory is required to complete the following:**

- All invoices are to be sent to: 310 E. Foothill Blvd., Suite 200, Arcadia, CA 91006 with a copy of the lab report.
- Analyze all samples by PLM by EPA 600/R-93/116.
- Stop analysis of homogeneous groups at first positive that is greater than or equal to 1.0% *MA*.

**Building Name:** 300 Building

- All lab reports and invoices are to contain the Project Number from above.
- Unsigned and reports marked draft are unacceptable.
- Report to the attention of: Yesenia Galeana, Phone: (562) 889-1327

**Optional items to be completed by the laboratory (if check marked):**  Email Report to: [Info@execenv.com](mailto:Info@execenv.com)  Other: [ygaleana@execenv.com](mailto:ygaleana@execenv.com) ;  US Mail Report to:  Originating office check marked above  Other:  Alternate billing address:

Sample No.:	Sample Location - Include Room information where appropriate	Material Description	Homogeneous Location	No.	Quantity	Percent Damaged
-57	Room 4 NW Flashing	Roof Mastec	300 Bldg Roof 4	9	4 SF	0
-58	Room 4 NE Flashing	I		1		1
-59	Room 4 SW Flashing	I		1		1
-60	Room 5 W	Roof Core	300 Bldg Roof 5	10	30 SF	0
-61	Room 5 SE	I		1		1
-62	Room 5 SW	I		1		1

Prefix: 2202 0145MB

Released By, Date: 2/15/22  
& Time: 3:38 PM

Notes: *AWMOR (DB)*  
02/15/2022 1540

Received By, Date: & Time:

Released By, Date: & Time:

322203468 #



**Industrial Hygiene Laboratory Submittal Asbestos -- PLM**

**Originating Office**

310 E. Foothill Blvd., Suite 200  
Arcadia, CA 91006  
Phone: 626.441.7050  
Fax: 626.441.0016

**Lab Submitted to:**

AmeriSci  
 EMLab (Glendale)  
 LA Testing

Routine (5 Days)  
 Working

RUSH (surcharges may apply)  
Circle 6 hours  
24 hours  
48 hours  
3 to 5 days

**Project #:**  
21-Z0172-0145

**Sampled by:**  
Matt Barna

**Site Zip Code:**  
91791

**Sample Date:**  
02/12/2022

Page 6 of 7

**The receiving Laboratory is required to complete the following:**

- All invoices are to be sent to: 310 E. Foothill Blvd., Suite 200, Arcadia, CA 91006 with a copy of the lab report.
- Analyze all samples by PLM by EPA 600/R-93/116.
- Stop analysis of homogeneous groups at first positive that is greater than or equal to 1.0% *AK*

**Building Name:** 300 Building

- All lab reports and invoices are to contain the Project Number from above.
- Unsigned and reports marked draft are unacceptable.
- Report to the attention of: Yesenia Galeana, Phone: (562) 889-1327

**Optional items to be completed by the laboratory (if check marked):**  Email Report to: [Info@execenv.com](mailto:Info@execenv.com)  Other: [ygaleana@execenv.com](mailto:ygaleana@execenv.com);  Alternate billing address:

US Mail Report to:  Originating office check marked above  Other:

Sample No.:	Sample Location - Include Room information where appropriate	Material Description	Homogeneous Location	No.	Quantity	Percent Damaged
-63	Roofs NW Roshing	Roof Waste	300 Building Roshing	11	6 SF	0
-64	Roofs SE Roshing	I		1		
-65	Roofs SW Roshing	I		1		

Prefix: 2202 0145MB

Released By, Date, & Time:

2/15/22 *Matt* 3:38 PM

Received By, Date, & Time:

*DMORAN (DB)*  
02/15/2022 15:40

Released By, Date, & Time:

2022 Originating Office



**Industrial Hygiene Laboratory Submittal Asbestos -- PLM**

310 E. Foothill Blvd., Suite 200  
Arcadia, CA 91006  
Phone: 626.441.7050  
Fax: 626.441.0016

**Lab Submitted to:**  
 AmeriSci  
 EMLab (Glendale)  
 LA Testing

Routine (5 Days)  
 RUSH (surcharges may apply) 24 hours  
 Circle One 48 hours 3 to 5 days

**Project #:**  
21-Z0172-0145

**Sampled by:**  
Matt Barna

**Site Zip Code:**  
91791

**Sample Date:**  
02/15/2022

**Page of**  
77

**The receiving Laboratory is required to complete the following:**

- All invoices are to be sent to: 310 E. Foothill Blvd., Suite 200, Arcadia, CA 91006 with a copy of the lab report.
- Analyze all samples by PLM by EPA 600/R-93/116.
- Stop analysis of homogeneous groups at first positive that is greater than or equal to 1.0% *MLR*

**Building Name:** 300 Building

**Optional items to be completed by the laboratory (if check marked):**  Email Report to: [Info@execenv.com](mailto:Info@execenv.com)  Other: [ygaleana@execenv.com](mailto:ygaleana@execenv.com);

US Mail Report to:  Originating office check marked above  Other:  Alternate billing address:

Sample No.:	Sample Location - Include Room information where appropriate	Material Description	Homogeneous Location	No.	Quantity	Percent Damaged
-66	Exterior NW	Stucco	300 Building Exterior walls	12	11,000g	0
-67	Exterior N					
-68	Exterior NE					
-69	Exterior E					
-70	Exterior SE					
-71	Exterior SW					
-72	Exterior W					

Prefix: 2202 0145MB

**Notes:**  
2/15/22 *MLR* 338PA

*Amoroso Op*  
02/15/2022 1340

Received By, Date, & Time:

Released By, Date, & Time:

#322121714



# Industrial Hygiene Laboratory Submittal Asbestos -- PLM

Routine (5 Days) Working hours

RUSH (surcharges may apply) Circle 6 hours 24 hours 48 hours 3 to 5 days

Project #: 21-Z0172-0145

Sampled by: Matt Barna

### Originating Office

310 E. Foothill Blvd., Suite 200  
Arcadia, CA 91006  
Phone: 626.441.7050  
Fax: 626.441.0016

### Lab Submitted to:

AmeriSci  
 EMLab (Glendale)  
 LA Testing

Sample Date: 11/22/2021

Site Zip Code: 91791

Page of 6

### The receiving Laboratory is required to complete the following:

- All invoices are to be sent to: 310 E. Foothill Blvd., Suite 200, Arcadia, CA 91006 with a copy of the lab report.
- Analyze all samples by PLM by EPA 600/R-93/116.
- Stop analysis of homogeneous groups at first positive that is greater than or equal to 1.0% - *AB*

Building Name: *Building 600*

- All lab reports and invoices are to contain the Project Number from above.
- Unsigned and reports marked draft are unacceptable.
- Report to the attention of: Yesenia Galeana, Phone: (562) 889-1327

Optional items to be completed by the laboratory (if check marked):  Email Report to:  info@execenv.com  Other: *ygaleana@execenv.com;*

US Mail Report to:  Originating office check marked above  Other:  Alternate billing address:

Sample No.:	Sample Location - Include Room information where appropriate	Material Description	Homogeneous Location	No.	Quantity	Percent Damaged
-27	Roof Middle	Roof Core (Patch)	Roof Middle	9	105F	0
-28						
-29						
-30	Roof N	Texture Coat on walls	Roof Parapet walls	10	1505F	0
-31	SE					
-32	S					

Prefix: 2111 0145MB

### Notes:

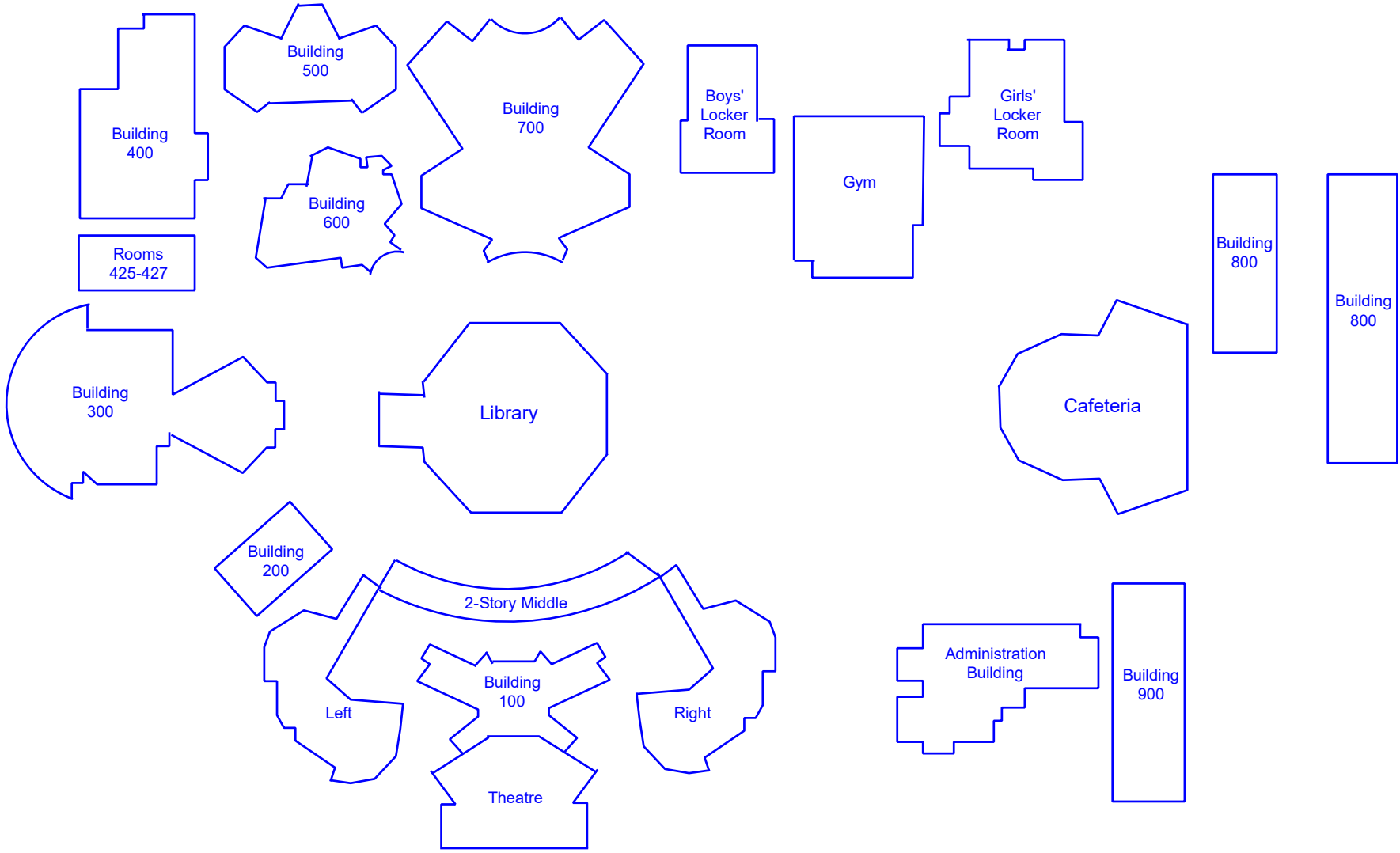
Released Date: 11/22/21 4:30pm

Received Date: KW(DB) 11-22-21 1:35PM

Released Date: [blacked out]

**APPENDIX B – SITE DRAWING**

South Hills High School  
Site Map



**Client:** Covina-Valley USD

**Project #:** 21-Z0172-0145

**Info:** Site Map



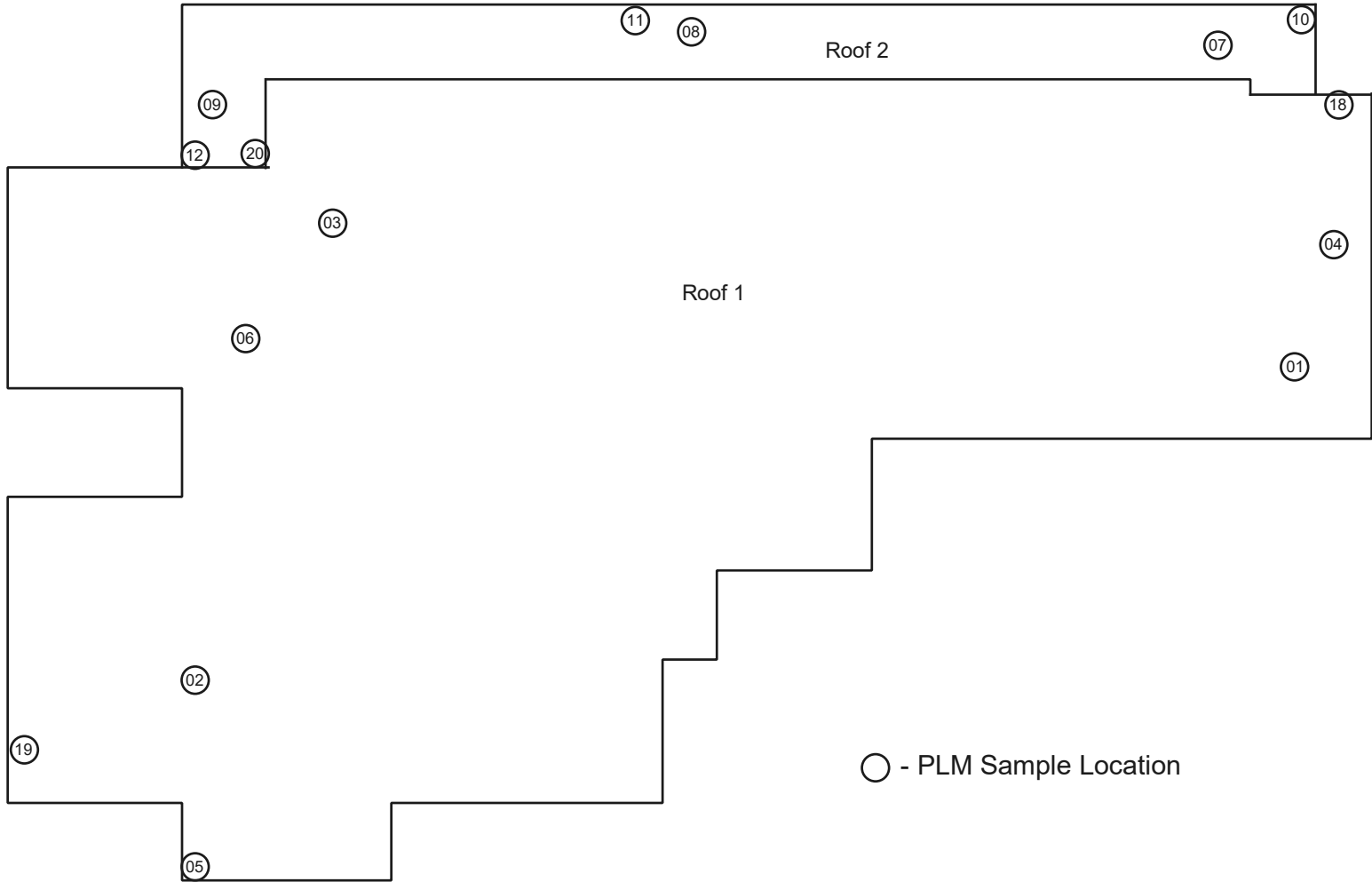
**EXECUTIVE ENVIRONMENTAL**  
HEALTH & SAFETY SIMPLIFIED

**Site:** South Hills High School  
645 Barranca Street  
**Address:** West Covina, CA 91791

Drawing Not to Scale - © 2012



Administration Building  
Roof



○ - PLM Sample Location



**Client:** Covina-Valley USD

**Project #:** 21-Z0172-0145

**Info:** PLM Sample Location

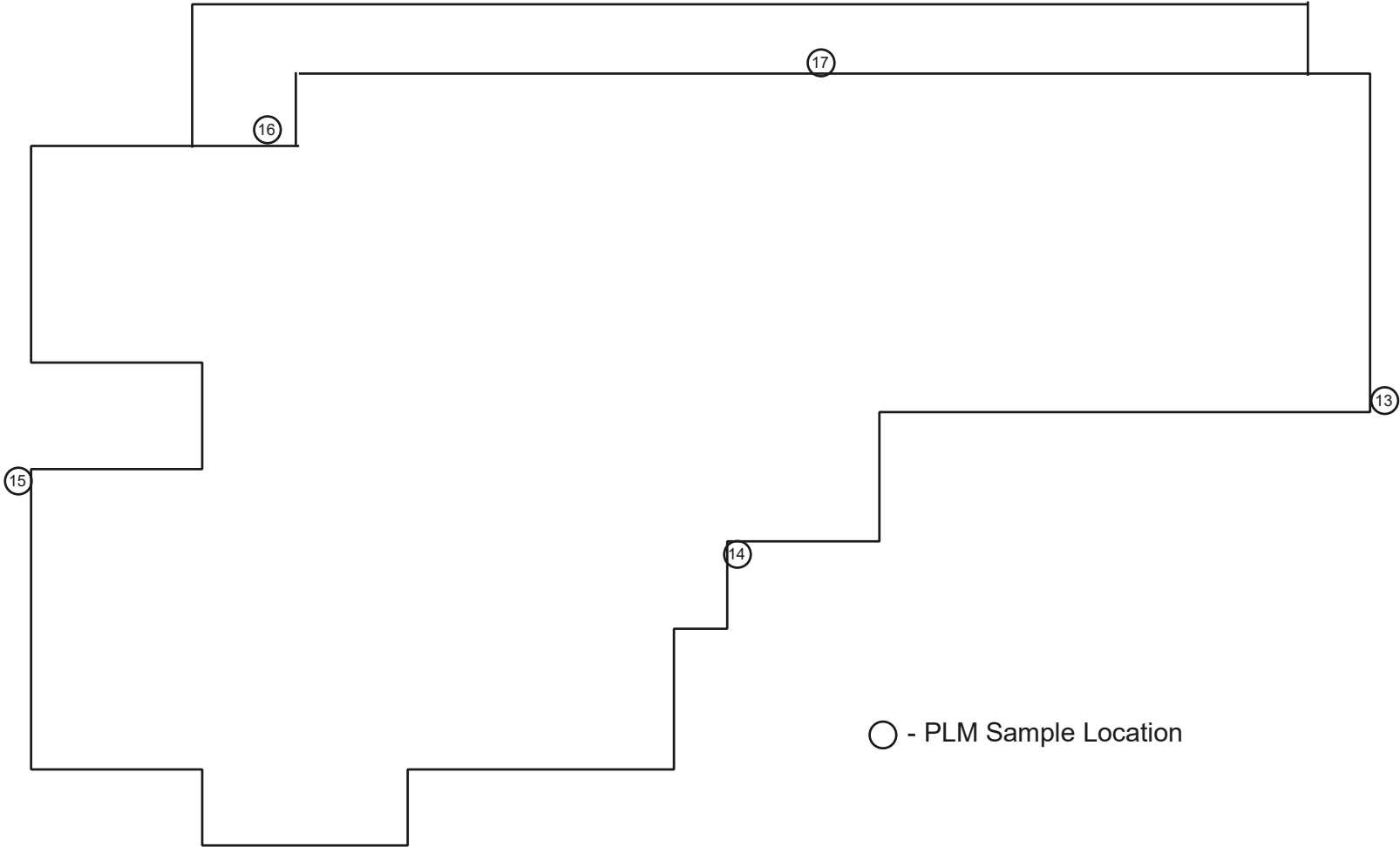


**EXECUTIVE ENVIRONMENTAL**  
HEALTH & SAFETY SIMPLIFIED

**Site:** South Hills High School  
645 Barranca Street  
**Address:** West Covina, CA 91791

Drawing Not to Scale - © 2012

Administration Building  
Exterior



○ - PLM Sample Location



**Client:** Covina-Valley USD

**Project #:** 21-Z0172-0145

**Info:** PLM Sample Location

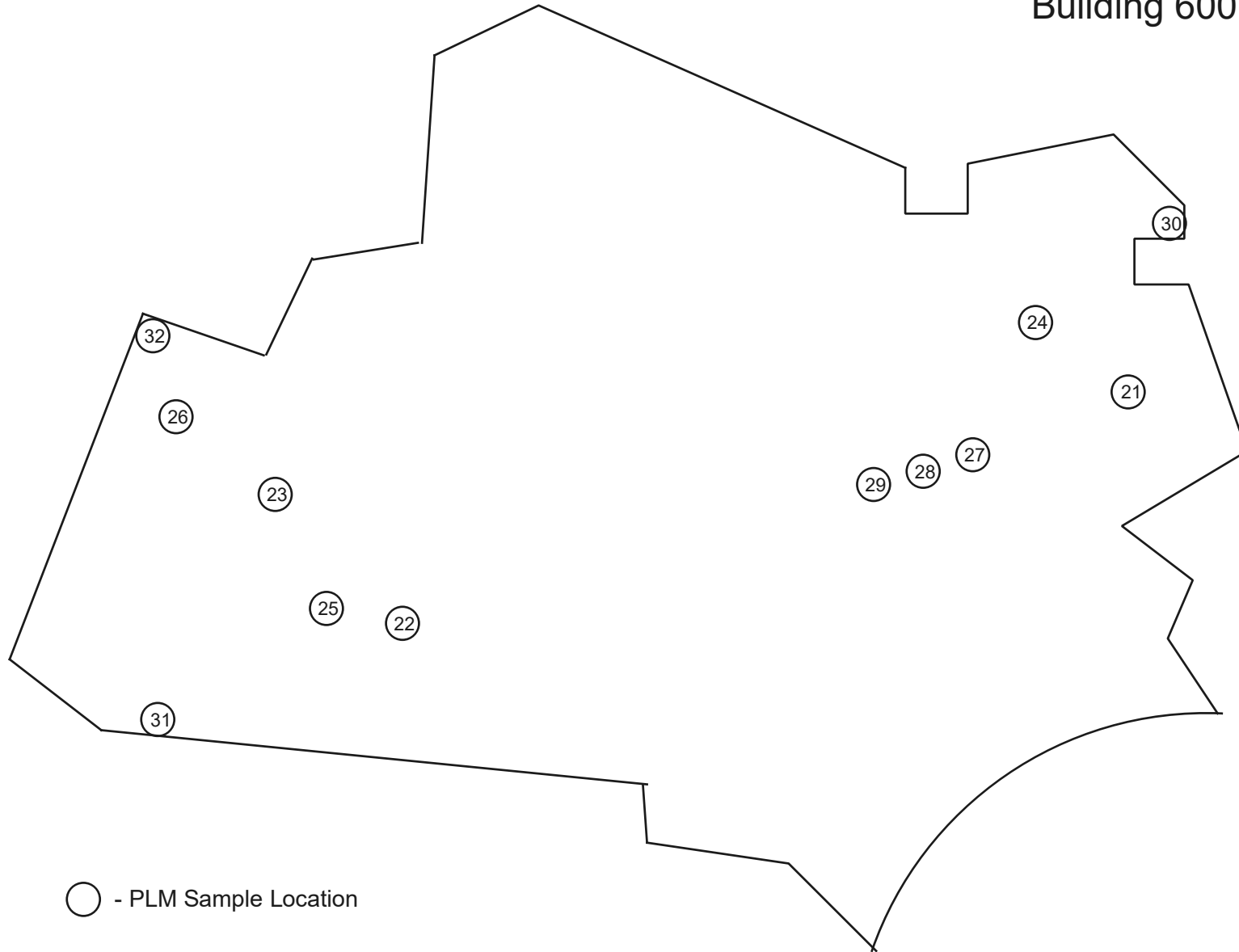


**EXECUTIVE ENVIRONMENTAL**  
HEALTH & SAFETY SIMPLIFIED

**Site:** South Hills High School  
645 Barranca Street  
**Address:** West Covina, CA 91791

Drawing Not to Scale - © 2012

# Building 600



○ - PLM Sample Location



**Client:** Covina-Valley USD

**Project #:** 21-Z0172-0145

**Info:** PLM Sample Location

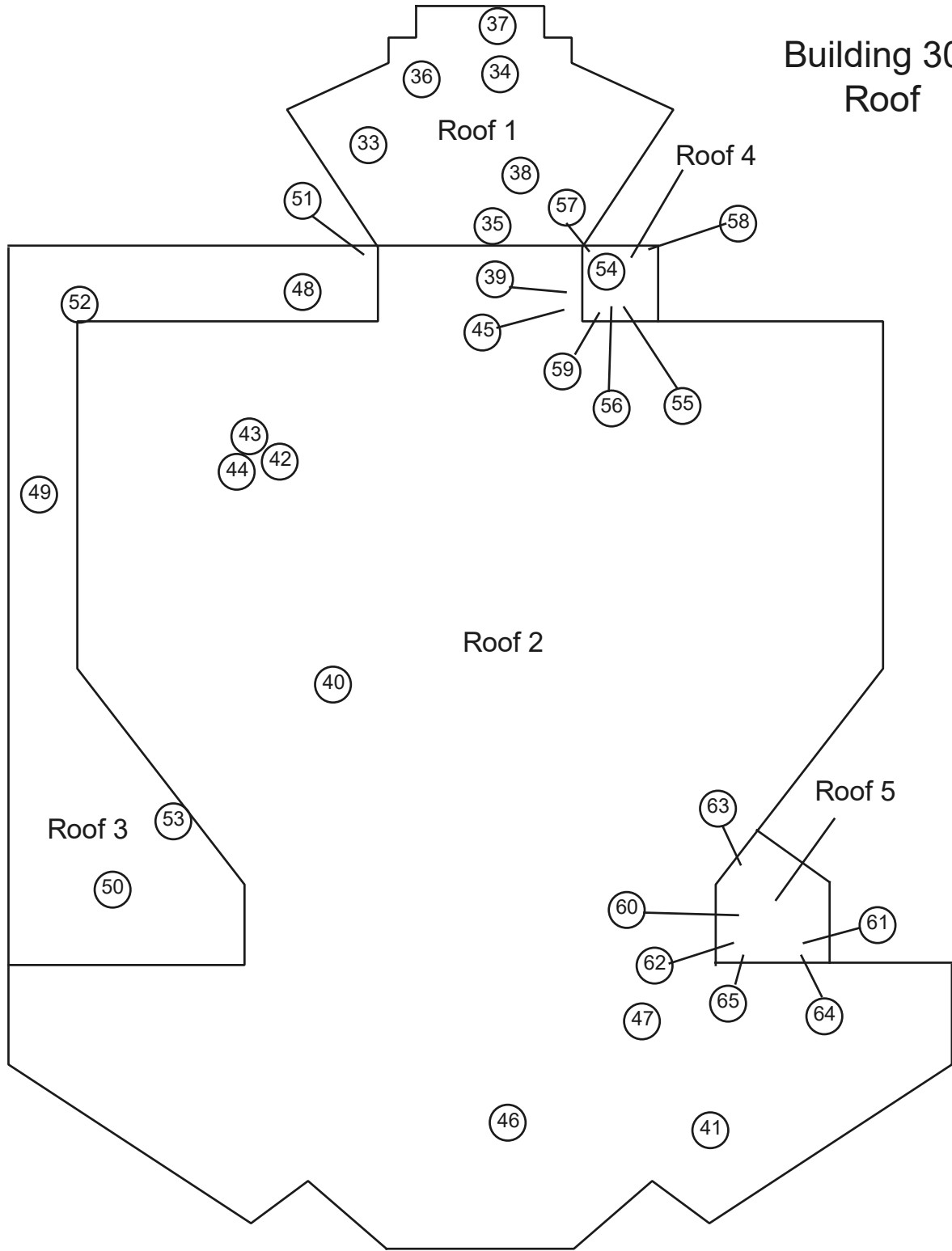


**EXECUTIVE ENVIRONMENTAL**  
HEALTH & SAFETY SIMPLIFIED

**Site:** South Hills High School  
645 Barranca Street  
**Address:** West Covina, CA 91791

Drawing Not to Scale - © 2012

# Building 300 Roof



○ - PLM Sample Location



**Client:** Covina-Valley USD

**Project#:** 21-Z0172-0145

**Info:** PLM Sample Location

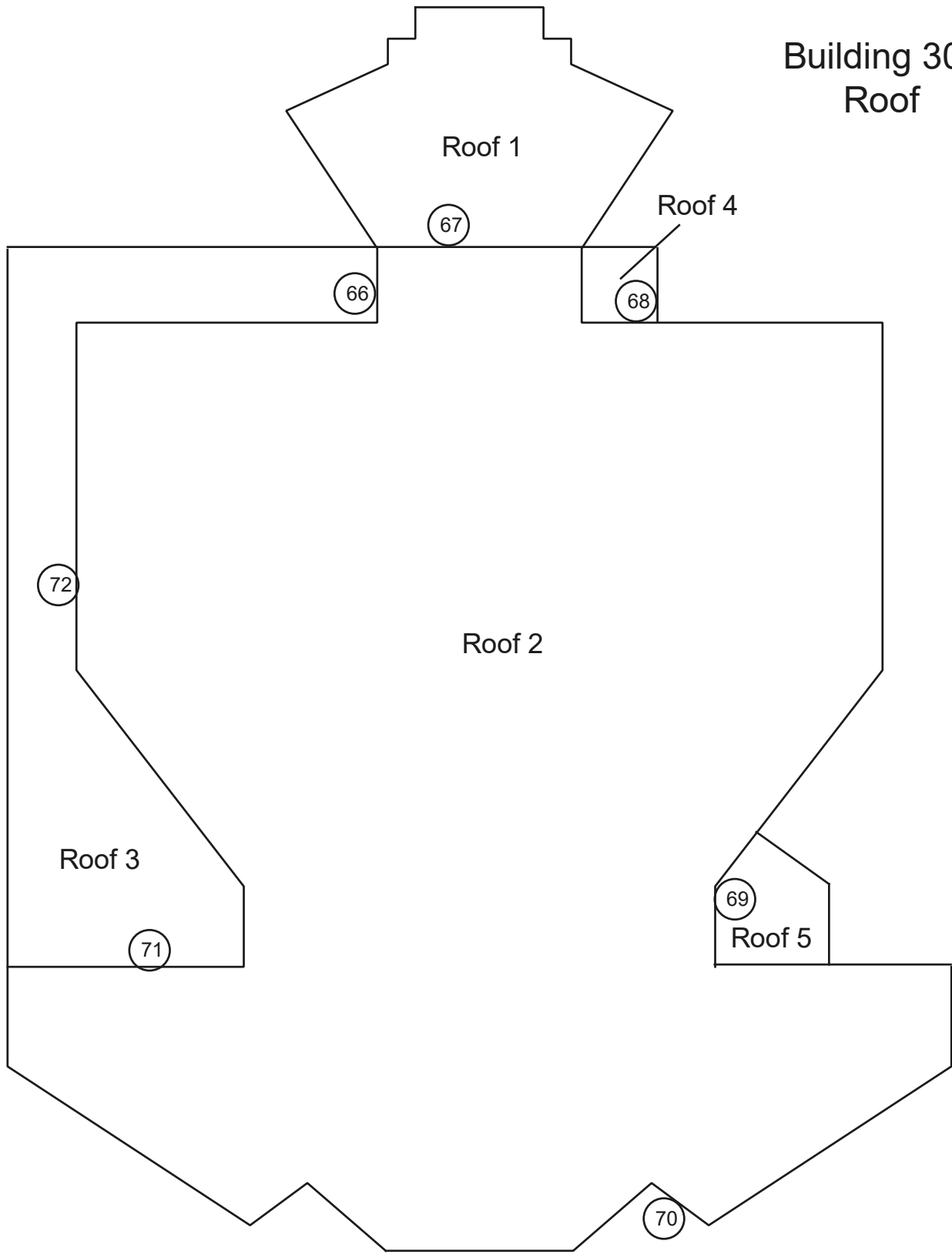


**EXECUTIVE ENVIRONMENTAL**  
HEALTH & SAFETY SIMPLIFIED

**Site:** South Hills HS  
**Address:** 645 Barranca St  
West Covina, CA 91791

Drawing Not to Scale - © 2012

# Building 300 Roof



○ - PLM Sample Location



<b>Client:</b> Covina-Valley USD	<b>Project#:</b> 21-Z0172-0145	<b>Info:</b> PLM Sample Location
 <b>EXECUTIVE ENVIRONMENTAL</b> HEALTH & SAFETY SIMPLIFIED	<b>Site:</b> South Hills HS	<b>Address:</b> 645 Barranca St West Covina, CA 91791
	<small>Drawing Not to Scale - ©2012</small>	

## **APPENDIX C – STAFF CERTIFICATION**

State of California  
Division of Occupational Safety and Health  
**Certified Site Surveillance Technician**



**Matthew C. Barna**  
Name

Certification No. **19-6738**

Expires on **01/15/23**

This certification was issued by the Division of Occupational Safety and Health as authorized by Sections 7180 et seq. of the Business and Professions Code.

**APPENDIX J**

**SOUTH HILLS HIGH SCHOOL  
LIMITED LEAD-BASED PAINT INSPECTION REPORT  
DATED JANUARY 4, 2022 (AMENDED FEBRUARY 24, 2022)**





Industrial Hygiene • Air Quality • Lead & Asbestos • Training • Health & Safety

## LIMITED LEAD-BASED PAINT INSPECTION REPORT

Conducted at:

**SOUTH HILLS HIGH SCHOOL  
ADMINISTRATION, 300 AND 600 BUILDINGS ROOFING PROJECT  
645 BARRANCA STREET  
WEST COVINA, CALIFORNIA 91791**

Prepared for:


**MR. BRIAN JOHNSON  
ASSISTANT DIRECTOR OF MAINTENANCE & OPERATION, FACILITIES &  
TRANSPORTATIONS  
COVINA-VALLEY UNIFIED SCHOOL DISTRICT  
519 EAST BADILLO STREET  
COVINA, CALIFORNIA 91723**

Prepared by:


**EXECUTIVE ENVIRONMENTAL  
310 EAST FOOTHILL BOULEVARD, SUITE 200  
ARCADIA, CALIFORNIA 91006**

Project Number EE 21-Z0172-0145  
January 4, 2022 (Amended February 24, 2022)

Report assembled by:

  
Yesenia G. Galeana  
Technical Report Writer  
Executive Environmental

Report generated/reviewed by:

  
Tim Galeana, CLP # 3732  
Senior Project Manager  
Executive Environmental

# Table of Contents

- I. EXECUTIVE SUMMARY
- II. SAMPLING PROTOCOL
- III. SAMPLING METHODOLOGY
- IV. SAMPLE ANALYSIS
- V. CONCLUSIONS/RECOMMENDATIONS
- VI. DISCLAIMER/REPORT LIMITATIONS

## APPENDICES

APPENDIX A – XRF SUMMARY RESULTS

APPENDIX B – SITE DRAWING

APPENDIX C – LEAD HAZARD EVALUATION REPORT

APPENDIX D – XRF PERFORMANCE CHARACTERISTICS SHEET

## **LIMITED LEAD-BASED PAINT INSPECTION**

**Project Number:** EE 21-Z0172-0145

**Client:** Covina-Valley Unified School District  
519 East Badillo Street  
Covina, California 91723

**Site Location:** South Hills High School  
Administration, 300 and 600 Buildings Roofing Project  
645 Barranca Street  
West Covina, California 91791

**Site Use:** School Property

**Contact Person:** Mr. Brian Johnson  
Assistant Director of Maintenance & Operations, Facilities  
and Transportation  
Phone: (626) 974-7000, ext. 800145

**Inspection Date:** November 22, 2021  
February 15, 2022

**Inspected By:** Mr. Rhys Kuzmic  
Certified Lead Professional, CDPH # 004395

**Report Assembled By:** Ms. Yesenia G. Galeana  
Technical Report Writer

**Report Generated/Reviewed By:** Mr. Tim Galeana  
Certified Lead Professional, CDPH # 0395

---

### **I. EXECUTIVE SUMMARY**

Executive Environmental (EE) provided the services of a Certified Lead Professional (CLP) to conduct a limited lead-based paint inspection at South Hills High School located at 645 Barranca Street, West Covina, California. The inspection was conducted as a precursor to the upcoming Administration and 600 Buildings roofing project. At the request of the District Representative, a second site visit was conducted to identify suspect material at the 300 Building. EE provided a California Department of Public Health Certified Lead Inspector to conduct the inspection. Regulated lead-based paint was detected during this inspection. EE's CLP conducted these services on November 22, 2021 and February 15, 2022. *This is considered to be a limited inspection. The inspection was limited to exterior surfaces and/or components anticipated to be impacted by the Administration, 300 and 600 Buildings roofing project, as directed by the District Representative.*

## II. SAMPLING PROTOCOL

According to the United States Department of Housing and Urban Development's (HUD) guideline document, Guidelines for the Evaluation and Control of Lead-Based Paint Hazards in Housing, and Section 1017 of Title X, Residential Lead-Based Paint Hazard Reduction Act of 1992, Public Law 102-550, paint found to have a lead concentration of at least 1.0 mg/cm<sup>2</sup> (milligrams per centimeter squared) by X-Ray Fluorescence (XRF) readings, or 0.5 percent (5000 parts per million) by weight, is regulated as lead-based paint.

Los Angeles County Childhood Lead Poisoning Prevention Program (CLPPP), established in 1991, further regulates that paint found to have a lead concentration greater than 0.7 milligrams per centimeter squared (mg/cm<sup>2</sup>) by XRF readings, or 0.06 weight-to-weight percent by Atomic Absorption Spectrometry (AAS) analysis, is considered to be lead-based paint. The Los Angeles County 0.7 mg/cm<sup>2</sup> action level was used for determining the lead content in this inspection because it is more stringent than the HUD Guidelines.

*Any material containing any detectable level of lead* is subject to the Occupational Safety and Health Administration's (OSHA) Lead Exposure in Construction Rule 29 Code of Federal Regulation (CFR) 1926.62 and California Code of Regulations Title 8, Section 1532.1 Lead (8CCR1532.1) and Title 8, Section 5198, Lead (8CCR5198). All work that disturbs this type of material must be performed in accordance with this and any other applicable standards.

All facilities built prior to 1979 for residential buildings and prior to 1993 for schools are suspect for lead-containing materials. Federal and state regulations recognize only the following methods of identification: analysis by an XRF instrument, paint bulk sample collection and analysis, or a combination of both. This inspection was conducted via XRF instrumentation. The parameters used to interpret the XRF results are outlined in the HUD guidelines and the XRF Performance Characteristics Sheets (PCS).

## III. SAMPLING METHODOLOGY

A visual inspection of the Administration, 300 and 600 Buildings was conducted by EE's CLP to identify major site features and surfaces and/or components suspected of being coated with lead-based paint that may be impacted by the roofing project. In addition, the walls of the Administration Building were tested as they may be impacted by the covered walkways roofing project. After identifying the materials suspected of being coated with a lead-based paint, EE grouped the components, substrates, and room equivalents into testing combinations. A testing combination is defined as the room equivalent, component, and substrate. A room equivalent is an identifiable part of a building (e.g., classrooms, restrooms, mechanical rooms, exterior). Color does not accurately indicate painting history and is not included when assigning testing combinations. If there was any reason to suspect that materials may have been installed or painted at different times, even though they appear uniform, they were assigned to separate testing combinations.

Following the visual inspection, screening for the presence of lead-based paint or ceramic glaze was performed on-site using a portable XRF instrument. The XRF has the ability to measure lead content in paint and ceramic glaze within the range of 0 to 50 milligrams per centimeter squared (mg/cm<sup>2</sup>). The on-site inspection capability of the XRF instrument typically reduces the number of paint-chip samples that may need to be collected and sent for laboratory analysis. The portable XRF instrument used in this inspection was manufactured by Heuresis.

The following specifications apply to the Viken Detection XRF (formerly Heuresis):

- Ability to report Positive and Negative determination at 1.0mg lead/cm<sup>2</sup> with 2-sigma confidence with measurement time of 1-3 nominal seconds on mast lead paint samples.
- Detects lead at 0.1 mg/cm<sup>2</sup> with 2-sigma confidence with a measurement time of 1 second on most samples.
- Equipped with a <sup>57</sup>Co sealed source, 5mCi (185 MBq), radioactive source. Substrate effects are automatically corrected through a complex algorithm and calibration.

#### **IV SAMPLE ANALYSIS**

According to local, state and federal standards, the following surfaces and/or components that were analyzed with the Viken Detection XRF (formerly Heuresis) XRF instrument during this inspection are considered to be coated with a regulated lead-based paint.

The Sample Analysis Data Table Follows on Page 4.

<b>SAMPLE ANALYSIS DATA</b> South Hills High School 645 Barranca Street West Covina, California 91791				
Location	Component	Substrate	Estimated Quantity	XRF Result Mg/cm <sup>2</sup>
<b>Administration Building</b>				
No regulated lead-based paint was identified on exterior surfaces and/or components that may be impacted by the Roofing Project.				
<b>Building 600</b>				
No regulated lead-based paint was identified on exterior surfaces and/or components anticipated to be impacted by the Roofing Project.				
<b>Building 300</b>				
Roof no. 1, north side	Drip edge/flashings	Metal	150 Linear Feet	1.3
Roof no. 4, sides A & D	Drip edge	Metal	21 Linear Feet	0.9
Roof no. 3, sides C & D	Drip edge	Metal	130 Linear Feet	1.1
Roof no. 5, sides A & D	Drip edge	Metal	18 Linear Feet	0.8
Roof no. 2 HVAC units	HVAC roof jacks	Metal	3 Total	5.7

*Note: This table must be used in conjunction with the entire report.*

## V. CONCLUSIONS/RECOMMENDATIONS

EE conducted a lead-based paint inspection of South Hills High School located at 645 Barranca Street, West Covina, California. The following conclusions and/or recommendations apply:

### **Limited Lead-Based Paint Inspection**

- Exterior surfaces/components of the Administration, 300 and 600 Buildings anticipated to be impacted by the roofing project were tested via the Viken Detection XRF (formerly Heuresis XRF) for the presence of lead.
- The items listed in the previous tables were identified as being coated with a regulated lead-based paint.
- The painted surfaces/components tested were observed to be in intact condition during this inspection.

- A fully representative number of XRF readings were taken at the project site. The results of these assays are presented in the XRF Summary Results spreadsheets.

It is recommended that all renovation, remodeling, construction, or demolition actions that might potentially disturb surfaces covered with lead-based paint and/or ceramic glaze be performed by properly trained and qualified personnel.

## **VI. DISCLAIMER/REPORT LIMITATIONS**

All reports and recommendations are based on conditions and practices observed and information made available to Executive Environmental (EE) by the client and the designated sites/facilities on the days sampling was conducted. This report does not purport to set forth all hazards, nor to indicate that other hazards do not exist. No responsibility is assumed by EE for the control or correction of conditions or practices existing at the facilities, or at any other premises surveyed by EE, for and on the behalf of the client. Services provided by EE shall be governed by the standard of practice for professional services measured at the time those services are rendered.

All information contained in this report is proprietary and limited to the scope of services, parameters of the analytical methods used and the conditions present at the time of this inspection. Any references to quantities are considered estimates and are not to be construed as actual.

## **APPENDIX A – XRF SUMMARY RESULTS**



Covina-Valley Unified School District  
South Hills High School

Reading #	Date	Building	Location	Component	Substrate	Side	Condition	Concentration	Result
1	11/22/21			Calibrate				-0.6	Negative
2	11/22/21			Calibrate				-0.6	Negative
3	11/22/21			Calibrate				-0.6	Negative
4	11/22/21			Calibrate				-0.6	Negative
5	11/22/21			Calibrate				-0.6	Negative
6	11/22/21			Calibrate				0.9	Positive
7	11/22/21			Calibrate				0.8	Positive
8	11/22/21			Calibrate				0.9	Positive
9	11/22/21			Calibrate				0.8	Positive
10	11/22/21			Calibrate				0.9	Positive
11	11/22/21			Calibrate				0.9	Positive
12	11/22/21			Calibrate				1	Positive
13	11/22/21			Calibrate				0.9	Positive
14	11/22/21			Calibrate				0.9	Positive
15	11/22/21	Administration Building	Exterior	Drip edge	Metal	A	Intact	-0.1	Negative
16	11/22/21	Administration Building	Exterior	Drip edge	Metal	A	Intact	-0.4	Negative
17	11/22/21	Administration Building	Exterior	Drip edge	Metal	B	Intact	-0.2	Negative
18	11/22/21	Administration Building	Exterior	Drip edge	Metal	C	Intact	-0.1	Negative
19	11/22/21	Administration Building	Exterior	Drip edge	Metal	C	Intact	0	Negative
20	11/22/21	Administration Building	Exterior	Drip edge	Metal	C	Intact	-0.1	Negative
21	11/22/21	Administration Building	Exterior	Drip edge	Metal	D	Intact	-0.2	Negative
22	11/22/21	Administration Building	Exterior	Drip edge	Metal	D	Intact	0	Negative
23	11/22/21	Administration Building	Exterior	Drip edge	Metal	D	Intact	-0.3	Negative
24	11/22/21	Administration Building	Exterior	Drip edge	Metal	D	Intact	-0.1	Negative
25	11/22/21	Administration Building	Exterior	Gutter	Metal	A	Intact	0.1	Negative
26	11/22/21	Administration Building	Exterior	Gutter	Metal	A	Intact	0	Negative
27	11/22/21	Administration Building	Exterior	Gutter	Metal	C	Intact	0	Negative
28	11/22/21	Administration Building	Exterior	Wall	Stucco	A	Intact	0	Negative
29	11/22/21	Administration Building	Exterior	Wall	Stucco	B	Intact	-0.2	Negative
30	11/22/21	Administration Building	Exterior	Wall	Stucco	C	Intact	-0.3	Negative
31	11/22/21	Administration Building	Exterior	Wall	Stucco	D	Intact	-0.2	Negative
32	11/22/21	Administration Building	Exterior	Wall	Stucco	D	Intact	-0.2	Negative
33	11/22/21	Administration Building	Exterior	Wall	Stucco	C	Intact	-0.2	Negative

Covina-Valley Unified School District  
South Hills High School

Reading #	Date	Building	Location	Component	Substrate	Side	Condition	Concentration	Result
34	11/22/21	Administration Building	Exterior	Roof jack	Metal	Roof	Intact	0.1	Negative
35	11/22/21	Administration Building	Exterior	Roof jack	Metal	Roof	Intact	0.1	Negative
36	11/22/21	Administration Building	Exterior	Roof jack	Metal	Roof	Intact	-0.1	Negative
37	11/22/21	Administration Building	Exterior	Roof jack	Metal	Roof	Intact	0.1	Negative
38	11/22/21	Administration Building	Exterior	Flashing	Metal	Roof	Intact	0	Negative
39	11/22/21	Administration Building	Exterior	Flashing	Metal	Roof	Intact	-0.1	Negative
40	11/22/21	Administration Building	Exterior	Flashing	Metal	Roof	Intact	0.1	Negative
41	11/22/21	Administration Building	Exterior	Flashing	Metal	Roof	Intact	0	Negative
42	11/22/21	Administration Building	Exterior	Flashing	Metal	Roof	Intact	0	Negative
43	11/22/21	Administration Building	Exterior	Drip edge	Metal	D	Intact	0.1	Negative
44	11/22/21	Administration Building	Exterior	Drip edge	Metal	C	Intact	0.3	Negative
45	11/22/21	Administration Building	Exterior	Drip edge	Metal	B	Intact	0.3	Negative
46	11/22/21	Building 600	Exterior	Drip edge	Metal	A	Intact	-0.1	Negative
47	11/22/21	Building 600	Exterior	Drip edge	Metal	B	Intact	-0.3	Negative
48	11/22/21	Building 600	Exterior	Drip edge	Metal	C	Intact	0.2	Negative
49	11/22/21	Building 600	Exterior	Drip edge	Metal	C	Intact	0.2	Negative
50	11/22/21	Building 600	Exterior	Drip edge	Metal	C	Intact	0	Negative
51	11/22/21	Building 600	Exterior	Drip edge	Metal	C	Intact	-0.1	Negative
52	11/22/21	Building 600	Exterior	Drip edge	Metal	D	Intact	0.1	Negative
53	11/22/21	Building 600	Exterior	Drip edge	Metal	D	Intact	-0.1	Negative
54	11/22/21	Building 600	Exterior	Roof jack	Metal	Roof	Intact	-0.3	Negative
55	11/22/21	Building 600	Exterior	Roof jack	Metal	Roof	Intact	0.1	Negative
56	11/22/21	Building 600	Exterior	Roof jack	Metal	Roof	Intact	0	Negative
57	11/22/21	Building 600	Exterior	Roof jack	Metal	Roof	Intact	0.2	Negative
58	11/22/21	Building 600	Exterior	Roof jack	Metal	Roof	Intact	0	Negative
59	11/22/21	Building 600	Exterior	Roof jack	Metal	Roof	Intact	-0.1	Negative
60	11/22/21	Building 600	Exterior	Roof jack	Metal	Roof	Intact	0.2	Negative
61	11/22/21	Building 600	Exterior	Roof jack	Metal	Roof	Intact	0.1	Negative
62	11/22/21	Building 600	Exterior	Roof jack	Metal	Roof	Intact	-0.3	Negative
63	11/22/21	Building 600	Exterior	Roof jack	Metal	Roof	Intact	-0.1	Negative
64	11/22/21	Building 600	Exterior	Flashing	Metal	Roof	Intact	0.2	Negative
65	11/22/21	Building 600	Exterior	Flashing	Metal	Roof	Intact	0	Negative
66	11/22/21	Building 600	Exterior	Flashing	Metal	Roof	Intact	-0.1	Negative

Covina-Valley Unified School District  
South Hills High School

Reading #	Date	Building	Location	Component	Substrate	Side	Condition	Concentration	Result
67	11/22/21	Building 600	Exterior	Flashing	Metal	Roof	Intact	-0.4	Negative
68	11/22/21	Building 600	Exterior	Parapet wall	Texture coat	Roof	Intact	0.1	Negative
69	11/22/21	Building 600	Exterior	Parapet wall	Texture coat	Roof	Intact	-0.1	Negative
70	11/22/21	Building 600	Exterior	Fascia	Texture coat	A	Intact	0	Negative
71	11/22/21	Building 600	Exterior	Fascia	Texture coat	A	Intact	-0.2	Negative
72	11/22/21	Building 600	Exterior	Fascia	Texture coat	B	Intact	0	Negative
73	11/22/21	Building 600	Exterior	Fascia	Texture coat	C	Intact	0.1	Negative
74	11/22/21	Building 600	Exterior	Fascia	Texture coat	D	Intact	-0.1	Negative
75	11/22/21			Calibrate				1	Positive
76	11/22/21			Calibrate				1.1	Positive
77	11/22/21			Calibrate				1.1	Positive
78	11/22/21			Calibrate				1	Positive

Covina-Valley Unified School District  
South Hills High School

Reading #	Date	Building	Location	Component	Substrate	Side	Condition	Concentration	Result
35	2/15/22			Calibrate			Intact	1.1	Positive
36	2/15/22			Calibrate			Intact	1	Positive
37	2/15/22			Calibrate			Intact	0.9	Positive
38	2/15/22			Calibrate			Intact	1	Positive
39	2/15/22			Calibrate			Intact	1	Positive
40	2/15/22			Calibrate			Intact	1.1	Positive
41	2/15/22	300 Building	Exterior	Drip edge	Metal	A	Intact	0.5	Negative
42	2/15/22	300 Building	Exterior	Drip edge	Metal	A	Intact	0.2	Negative
43	2/15/22	300 Building	Exterior	Drip edge	Metal	A	Intact	0.1	Negative
44	2/15/22	300 Building	Exterior	Drip edge	Metal	A	Intact	0.1	Negative
45	2/15/22	300 Building	Exterior	Drip edge	Metal	A	Intact	-0.1	Negative
46	2/15/22	300 Building	Exterior	Drip edge	Metal	A	Intact	-0.3	Negative
47	2/15/22	300 Building	Exterior	Drip edge	Metal	B	Intact	-0.1	Negative
48	2/15/22	300 Building	Exterior	Drip edge	Metal	B	Intact	0.2	Negative
49	2/15/22	300 Building	Exterior	Drip edge	Metal	C	Intact	0.1	Negative
50	2/15/22	300 Building	Exterior	Drip edge	Metal	C	Intact	-0.2	Negative
51	2/15/22	300 Building	Exterior	Drip edge	Metal	C	Intact	-0.1	Negative
52	2/15/22	300 Building	Exterior	Drip edge	Metal	C	Intact	0.2	Negative
<b>53</b>	<b>2/15/22</b>	<b>300 Building</b>	<b>Exterior</b>	<b>Drip edge</b>	<b>Metal</b>	<b>C</b>	<b>Intact</b>	<b>1.3</b>	<b>Positive</b>
54	2/15/22	300 Building	Exterior	Drip edge	Metal	C	Intact	0.2	Negative
55	2/15/22	300 Building	Exterior	Drip edge	Metal	A	Intact	0.2	Negative
56	2/15/22	300 Building	Exterior	Gutter	Metal	C	Peeling	0	Negative
57	2/15/22	300 Building	Exterior	Gutter	Metal	A	Intact	0	Negative
58	2/15/22	300 Building	Exterior	Gutter	Metal	A	Intact	0	Negative
59	2/15/22	300 Building	Exterior	Flashing	Metal	Roof	Intact	-0.2	Negative
60	2/15/22	300 Building	Exterior	Flashing	Metal	Roof	Intact	-0.1	Negative
61	2/15/22	300 Building	Exterior	Flashing	Metal	Roof	Intact	-0.1	Negative
62	2/15/22	300 Building	Exterior	Flashing	Metal	Roof	Peeling	0.1	Negative
63	2/15/22	300 Building	Exterior	Flashing	Metal	Roof	Peeling	0.1	Negative
64	2/15/22	300 Building	Exterior	Flashing	Metal	Roof	Peeling	-0.1	Negative
65	2/15/22	300 Building	Exterior	Flashing	Metal	Roof	Peeling	0	Negative
66	2/15/22	300 Building	Exterior	Roof jack	Metal	Roof	Intact	-0.1	Negative
67	2/15/22	300 Building	Exterior	Roof jack	Metal	Roof	Intact	-0.1	Negative
68	2/15/22	300 Building	Exterior	Roof jack	Metal	Roof	Intact	0.2	Negative

Covina-Valley Unified School District  
South Hills High School

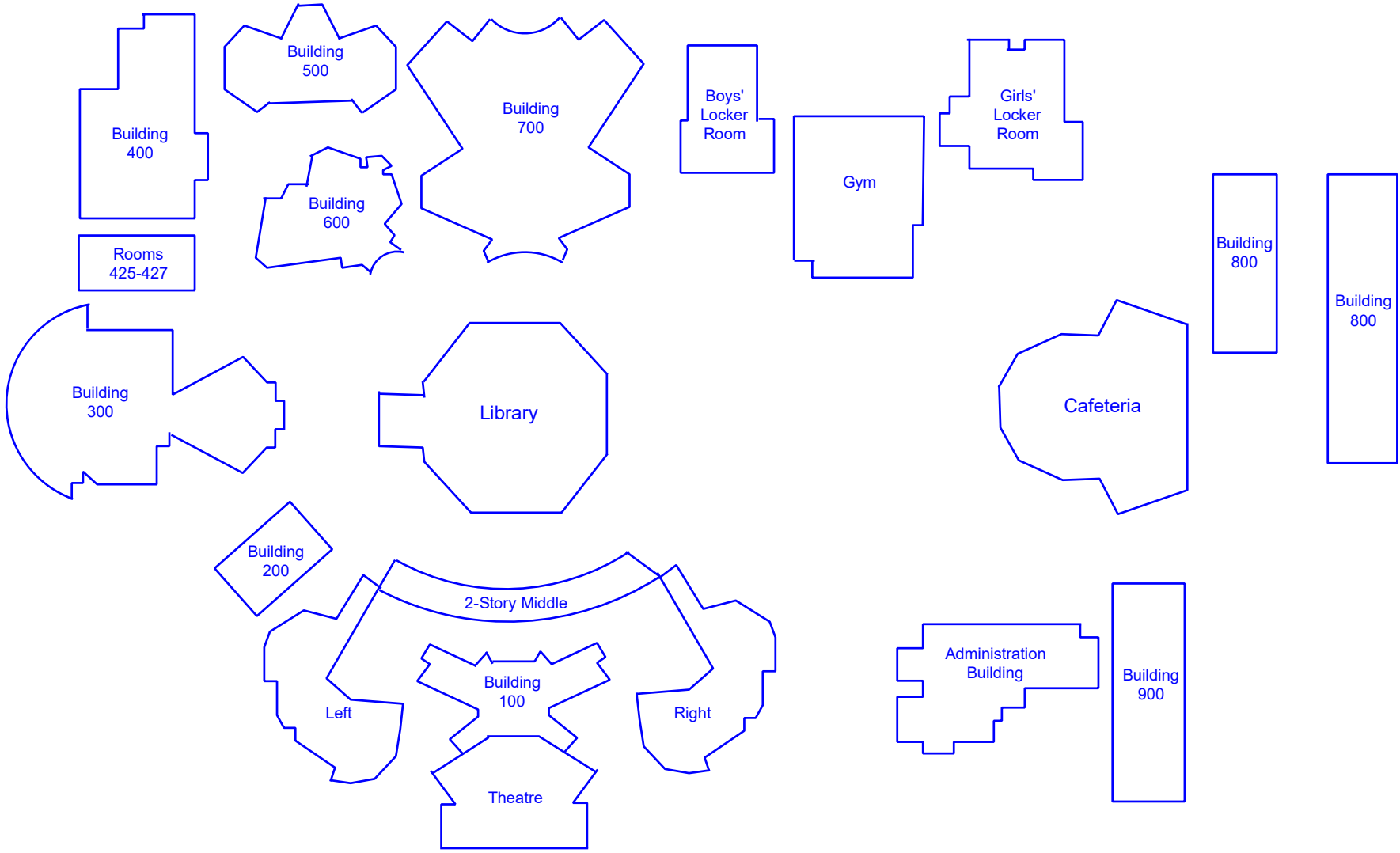
Reading #	Date	Building	Location	Component	Substrate	Side	Condition	Concentration	Result
69	2/15/22	300 Building	Exterior	Roof jack	Metal	Roof	Intact	0.1	Negative
70	2/15/22	300 Building	Exterior	Roof jack	Metal	Roof	Intact	0	Negative
71	2/15/22	300 Building	Exterior	Roof jack	Metal	Roof	Intact	0	Negative
<b>72</b>	<b>2/15/22</b>	<b>300 Building</b>	<b>Exterior</b>	<b>HVAC Roof jack</b>	<b>Metal</b>	<b>Roof</b>	<b>Intact</b>	<b>5.7</b>	<b>Positive</b>
73	2/15/22	300 Building	Exterior	Roof jack	Metal	Roof	Intact	0	Negative
74	2/15/22	300 Building	Exterior	Roof jack	Metal	Roof	Intact	-0.3	Negative
75	2/15/22	300 Building	Exterior	Roof jack	Metal	Roof	Intact	0.1	Negative
76	2/15/22	300 Building	Exterior	Roof jack	Metal	Roof	Intact	-0.3	Negative
77	2/15/22	300 Building	Exterior	Roof jack	Metal	Roof	Intact	0	Negative
78	2/15/22	300 Building	Exterior	Roof jack	Metal	Roof	Intact	-0.1	Negative
79	2/15/22	300 Building	Exterior	Roof jack	Metal	Roof	Intact	0	Negative
80	2/15/22	300 Building	Exterior	Roof jack	Metal	Roof	Intact	-0.1	Negative
81	2/15/22	300 Building	Exterior	Roof jack	Metal	Roof	Intact	-0.1	Negative
82	2/15/22	300 Building	Exterior	Roof jack	Metal	Roof	Intact	-0.2	Negative
83	2/15/22	300 Building	Exterior	Roof jack	Metal	Roof	Intact	0.1	Negative
84	2/15/22	300 Building	Exterior	Flashing	Metal	Roof	Intact	-0.1	Negative
85	2/15/22	300 Building	Exterior	Flashing	Metal	Roof	Intact	-0.2	Negative
86	2/15/22	300 Building	Exterior	Drip edge	Metal	A	Intact	0.3	Negative
<b>87</b>	<b>2/15/22</b>	<b>300 Building</b>	<b>Exterior</b>	<b>Drip edge</b>	<b>Metal</b>	<b>D</b>	<b>Intact</b>	<b>0.9</b>	<b>Positive</b>
88	2/15/22	300 Building	Exterior	Wall	Stucco	A	Intact	0.2	Negative
89	2/15/22	300 Building	Exterior	Wall	Stucco	B	Intact	0	Negative
90	2/15/22	300 Building	Exterior	Wall	Stucco	C	Intact	-0.1	Negative
91	2/15/22	300 Building	Exterior	Wall	Stucco	D	Intact	0	Negative
92	2/15/22	300 Building	Exterior	Wall	Stucco	C	Intact	0.1	Negative
93	2/15/22	300 Building	Exterior	Wall	Stucco	C	Intact	0	Negative
94	2/15/22	300 Building	Exterior	Wall	Stucco	D	Intact	0	Negative
95	2/15/22	300 Building	Exterior	Flashing	Metal	Roof	Intact	0.2	Negative
96	2/15/22	300 Building	Exterior	Flashing	Metal	Roof	Intact	-0.2	Negative
97	2/15/22	300 Building	Exterior	Flashing	Metal	Roof	Intact	0	Negative
98	2/15/22	300 Building	Exterior	Flashing	Metal	Roof	Intact	-0.2	Negative
99	2/15/22	300 Building	Exterior	Gutter	Metal	D	Intact	0	Negative
100	2/15/22	300 Building	Exterior	Drip edge	Metal	D	Intact	0.2	Negative
101	2/15/22	300 Building	Exterior	Drip edge	Metal	D	Intact	-0.2	Negative
<b>102</b>	<b>2/15/22</b>	<b>300 Building</b>	<b>Exterior</b>	<b>Drip edge</b>	<b>Metal</b>	<b>C</b>	<b>Intact</b>	<b>1.1</b>	<b>Positive</b>

Covina-Valley Unified School District  
South Hills High School

Reading #	Date	Building	Location	Component	Substrate	Side	Condition	Concentration	Result
103	2/15/22	300 Building	Exterior	Gutter	Metal	C	Intact	0	Negative
104	2/15/22	300 Building	Exterior	Gutter	Metal	C	Intact	-0.2	Negative
105	2/15/22	300 Building	Exterior	Gutter	Metal	A	Intact	0	Negative
106	2/15/22	300 Building	Exterior	Gutter	Metal	D	Intact	-0.1	Negative
107	2/15/22	300 Building	Exterior	Drip edge	Metal	D	Intact	0.4	Negative
<b>108</b>	<b>2/15/22</b>	<b>300 Building</b>	<b>Exterior</b>	<b>Drip edge</b>	<b>Metal</b>	<b>A</b>	<b>Intact</b>	<b>0.8</b>	<b>Positive</b>
109	2/15/22	300 Building	Exterior	Flashing	Metal	Roof	Intact	-0.1	Negative
110	2/15/22	300 Building	Exterior	Flashing	Metal	Roof	Intact	-0.4	Negative
111	2/15/22	300 Building	Exterior	Wall	Stucco	A	Intact	0	Negative
112	2/15/22	300 Building	Exterior	Wall	Stucco	A	Intact	0	Negative
113	2/15/22	300 Building	Exterior	Wall	Stucco	D	Intact	0.2	Negative
114	2/15/22			Calibrate				0.9	Positive
115	2/15/22			Calibrate				1	Positive
116	2/15/22			Calibrate				1	Positive
117	2/15/22			Calibrate				1.1	Positive

**APPENDIX B – SITE DRAWING**

South Hills High School  
Site Map



**Client:** Covina-Valley USD

**Project #:** 21-Z0172-0145

**Info:** Site Map




**EXECUTIVE ENVIRONMENTAL**  
HEALTH & SAFETY SIMPLIFIED

**Site:** South Hills High School  
645 Barranca Street  
**Address:** West Covina, CA 91791

Drawing Not to Scale - © 2012



Administration Building  
Roofs/Exterior



SIDE=B  
SIDE=C  
SIDE=D  
SIDE=A



**Client:** Covina-Valley USD

**Project #:** 21-Z0172-0145

**Info:** No Lead-Based Paint Identified

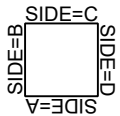
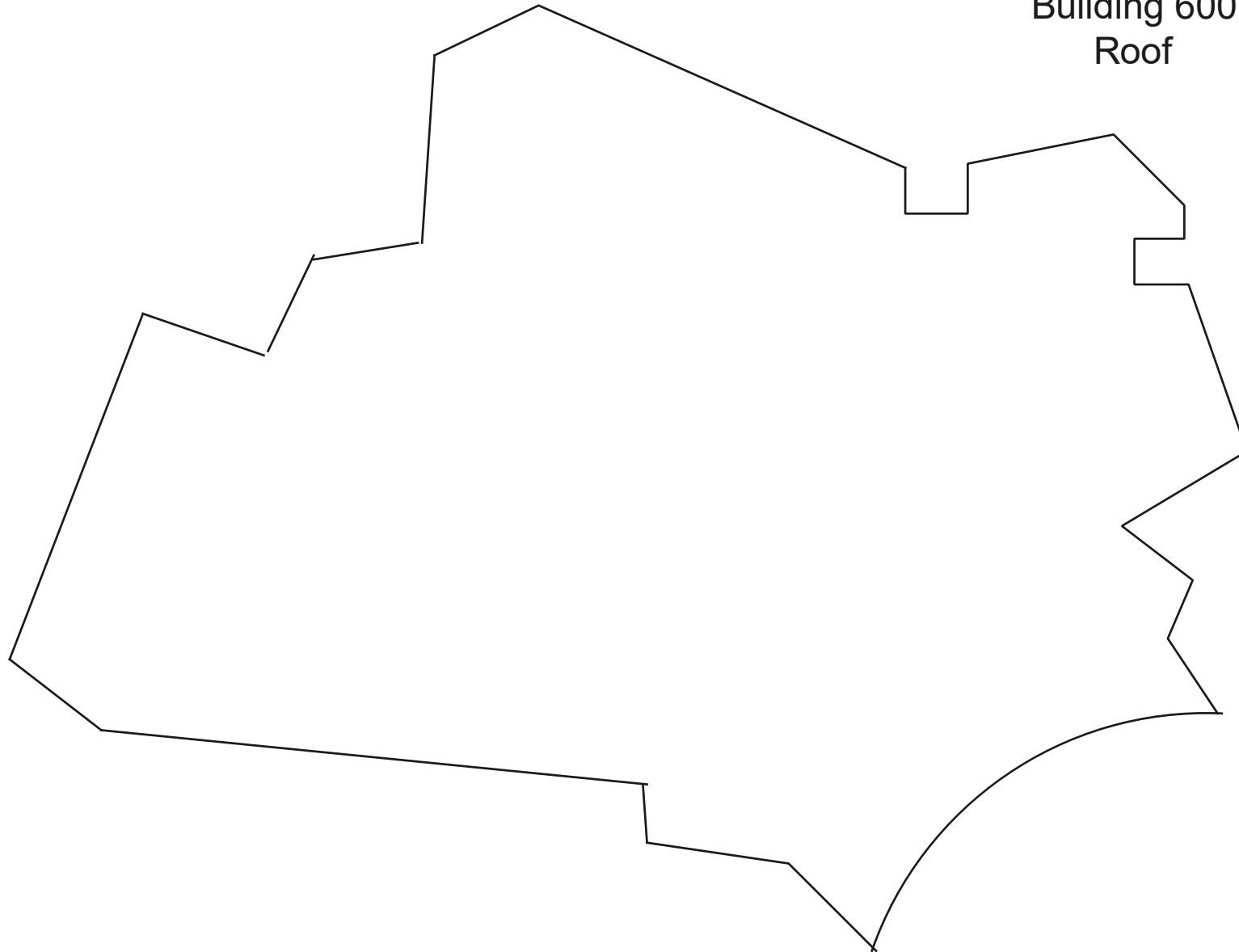


**EXECUTIVE ENVIRONMENTAL**  
HEALTH & SAFETY SIMPLIFIED

**Site:** South Hills High School  
645 Barranca Street  
**Address:** West Covina, CA 91791

Drawing Not to Scale - © 2012

Building 600  
Roof



**Client:** Covina-Valley USD

**Project #:** 21-Z0172-0145

**Info:** No Lead-Based Paint Identified

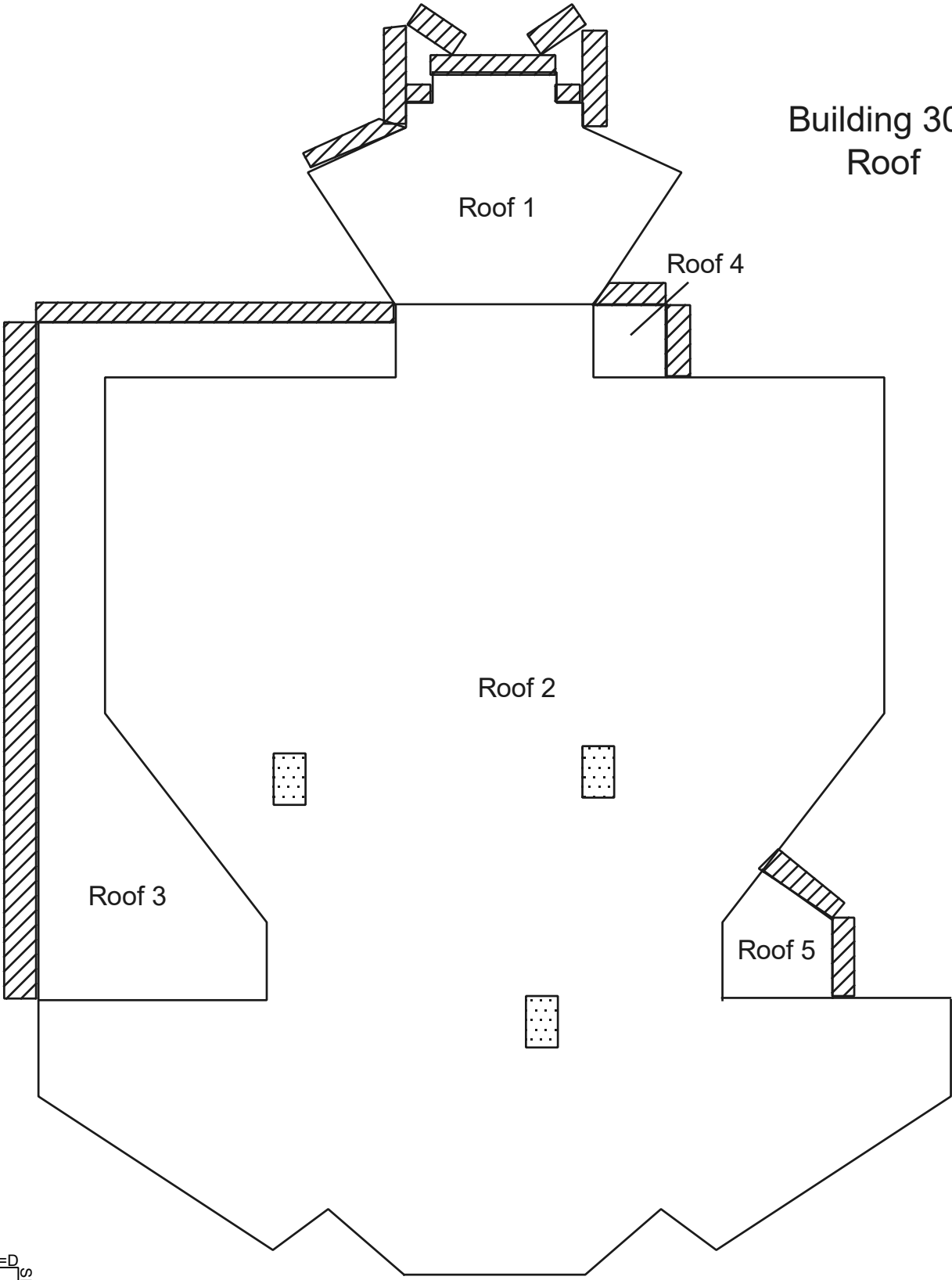


**EXECUTIVE ENVIRONMENTAL**  
HEALTH & SAFETY SIMPLIFIED

**Site:** South Hills High School  
645 Barranca Street  
**Address:** West Covina, CA 91791

Drawing Not to Scale - © 2012

# Building 300 Roof



SIDE=D  
SIDE=A  
SIDE=B  
SIDE=C



- Drip Edge (Metal)



- HVAC Roof Jack (Metal)



**Client:** Covina-Valley USD

**Project#:** 21-Z0172-0145

**Info:** Lead-Based Paint Identified



**EXECUTIVE ENVIRONMENTAL**  
HEALTH & SAFETY SIMPLIFIED

**Site:** South Hills HS  
**Address:** 645 Barranca St  
West Covina, CA 91791

Drawing Not to Scale - © 2012

**APPENDIX C – LEAD HAZARD EVALUATION REPORT**

## LEAD HAZARD EVALUATION REPORT

**Section 1 – Date of Lead Hazard Evaluation** 11/22/2021

**Section 2 – Type of Lead Hazard Evaluation (Check one box only)**

Lead Inspection     Risk assessment     Clearance Inspection     Other (specify) \_\_\_\_\_

**Section 3 – Structure Where Lead Hazard Evaluation Was Conducted**

Address [number, street, apartment (if applicable)] <b>645 Barranca Street</b>		City <b>West Covina</b>	County <b>Los Angeles</b>	Zip Code <b>91791</b>
Construction date (year) of structure <b>Unknown</b>	Type of structure <input type="checkbox"/> Multi-unit building <input checked="" type="checkbox"/> School or daycare <input type="checkbox"/> Single family dwelling <input type="checkbox"/> Other _____		Children living in structure? <input type="checkbox"/> Yes <input checked="" type="checkbox"/> No <input type="checkbox"/> Don't Know	


**Section 4 – Owner of Structure (if business/agency, list contact person)**

Name <b>Covina Valley USD (Brian Johnson)</b>		Telephone number <b>626-974-7000</b>		
Address [number, street, apartment (if applicable)] <b>519 East Badillo Street</b>		City <b>Covina</b>	State <b>CA</b>	Zip Code <b>91723</b>

**Section 5 – Results of Lead Hazard Evaluation (check all that apply)**

No lead-based paint detected     Intact lead-based paint detected     Deteriorated lead-based paint detected  
 No lead hazards detected     Lead-contaminated dust found     Lead-contaminated soil found     Other \_\_\_\_\_

**Section 6 – Individual Conducting Lead Hazard Evaluation**

Name <b>Rhys Kuzmic</b>		Telephone number <b>626-441-7050</b>		
Address [number, street, apartment (if applicable)] <b>310 East Foothill Blvd. Suite 200</b>		City <b>Arcadia</b>	State <b>CA</b>	Zip Code <b>91006</b>
CDPH certification number <b>18093/LRC-00004395</b>	Signature 			Date <b>11/23/2021</b>

Name and CDPH certification number of any other individuals conducting sampling or testing (if applicable)

**Section 7 – Attachments**

- A. A foundation diagram or sketch of the structure indicating the specific locations of each lead hazard or presence of lead-based paint;
- B. Each testing method, device, and sampling procedure used;
- C. All data collected, including quality control data, laboratory results, including laboratory name, address, and phone number.

First copy and attachments retained by inspector  
 Second copy and attachments retained by owner

Third copy only (no attachments) mailed or faxed to:  
 California Department of Public Health  
 Childhood Lead Poisoning Prevention Branch Reports  
 850 Marina Bay Parkway, Building P, Third Floor  
 Richmond, CA 94804-6403  
 Fax: (510) 620-5656

## LEAD HAZARD EVALUATION REPORT

**Section 1 – Date of Lead Hazard Evaluation** 11/22/2021

**Section 2 – Type of Lead Hazard Evaluation (Check one box only)**

Lead Inspection     Risk assessment     Clearance Inspection     Other (specify) \_\_\_\_\_

**Section 3 – Structure Where Lead Hazard Evaluation Was Conducted**

Address [number, street, apartment (if applicable)] <b>645 Barranca Street</b>		City <b>West Covina</b>	County <b>Los Angeles</b>	Zip Code <b>91791</b>
Construction date (year) of structure <b>Unknown</b>	Type of structure <input type="checkbox"/> Multi-unit building <input checked="" type="checkbox"/> School or daycare <input type="checkbox"/> Single family dwelling <input type="checkbox"/> Other _____		Children living in structure? <input type="checkbox"/> Yes <input checked="" type="checkbox"/> No <input type="checkbox"/> Don't Know	


**Section 4 – Owner of Structure (if business/agency, list contact person)**

Name <b>Covina Valley USD (Brian Johnson)</b>		Telephone number <b>626-974-7000</b>		
Address [number, street, apartment (if applicable)] <b>519 East Badillo Street</b>		City <b>Covina</b>	State <b>CA</b>	Zip Code <b>91723</b>

**Section 5 – Results of Lead Hazard Evaluation (check all that apply)**

No lead-based paint detected     Intact lead-based paint detected     Deteriorated lead-based paint detected  
 No lead hazards detected     Lead-contaminated dust found     Lead-contaminated soil found     Other \_\_\_\_\_

**Section 6 – Individual Conducting Lead Hazard Evaluation**

Name <b>Rhys Kuzmic</b>		Telephone number <b>626-441-7050</b>		
Address [number, street, apartment (if applicable)] <b>310 East Foothill Blvd. Suite 200</b>		City <b>Arcadia</b>	State <b>CA</b>	Zip Code <b>91006</b>
CDPH certification number <b>18093/LRC-00004395</b>	Signature 			Date <b>11/23/2021</b>

Name and CDPH certification number of any other individuals conducting sampling or testing (if applicable)

**Section 7 – Attachments**

- A. A foundation diagram or sketch of the structure indicating the specific locations of each lead hazard or presence of lead-based paint;
- B. Each testing method, device, and sampling procedure used;
- C. All data collected, including quality control data, laboratory results, including laboratory name, address, and phone number.

First copy and attachments retained by inspector  
 Second copy and attachments retained by owner

Third copy only (no attachments) mailed or faxed to:  
 California Department of Public Health  
 Childhood Lead Poisoning Prevention Branch Reports  
 850 Marina Bay Parkway, Building P, Third Floor  
 Richmond, CA 94804-6403  
 Fax: (510) 620-5656

**APPENDIX D – XRF PERFORMANCE CHARACTERISTICS SHEET**

## Performance Characteristic Sheet

**EFFECTIVE DATE:** December 1, 2015

**MANUFACTURER AND MODEL:**

Make: *Heuresis*  
Models: *Model Pb200i*  
Source: *<sup>57</sup>Co, 5 mCi (nominal – new source)*

### FIELD OPERATION GUIDANCE

**OPERATING PARAMETERS:**

Action Level mode

**XRF CALIBRATION CHECK LIMITS:**

0.8 to 1.2 mg/cm <sup>2</sup> (inclusive)
---

**SUBSTRATE CORRECTION:**

Not applicable

**INCONCLUSIVE RANGE OR THRESHOLD:**

<b>ACTION LEVEL MODE READING DESCRIPTION</b>	<b>SUBSTRATE</b>	<b>THRESHOLD (mg/cm<sup>2</sup>)</b>
Results not corrected for substrate bias on any substrate	Brick	1.0
	Concrete	1.0
	Drywall	1.0
	Metal	1.0
	Plaster	1.0
	Wood	1.0



## BACKGROUND INFORMATION

### EVALUATION DATA SOURCE AND DATE:

This sheet is supplemental information to be used in conjunction with Chapter 7 of the HUD *Guidelines for the Evaluation and Control of Lead-Based Paint Hazards in Housing* ("HUD Guidelines"). Performance parameters shown on this sheet are calculated using test results on building components in the HUD archive. Testing was conducted on 146 test samples in November 2015, with two separate instruments running software version 2.1-2 in Action Level test mode. The actual source strength of each instrument on the day of testing was approximately 2.0 mCi; source ages were approximately one year.

### OPERATING PARAMETERS

Performance parameters shown in this sheet are applicable only when properly operating the instrument using the manufacturer's instructions and procedures described in Chapter 7 of the HUD Guidelines.

### XRF CALIBRATION CHECK:

The calibration of the XRF instrument should be checked using the paint film nearest 1.0 mg/cm<sup>2</sup> in the NIST Standard Reference Material (SRM) used (e.g., for NIST SRM 2579, use the 1.02 mg/cm<sup>2</sup> film).

If the average (rounded to 1 decimal place) of three readings is outside the acceptable calibration check range, follow the manufacturer's instructions to bring the instrument into control before XRF testing proceeds.

### SUBSTRATE CORRECTION VALUE COMPUTATION:

Chapter 7 of the HUD Guidelines provides guidance on correcting XRF results for substrate bias. Supplemental guidance for using the paint film nearest 1.0 mg/cm<sup>2</sup> for substrate correction is provided:

XRF results are corrected for substrate bias by subtracting from each XRF result a correction value determined separately in each house for single-family housing or in each development for multifamily housing, for each substrate. The correction value is an average of XRF readings taken over the NIST SRM paint film nearest to 1.0 mg/cm<sup>2</sup> at test locations that have been scraped bare of their paint covering. Compute the correction values as follows:

Using the same XRF instrument, take three readings on a bare substrate area covered with the NIST SRM paint film nearest 1 mg/cm<sup>2</sup>. Repeat this procedure by taking three more readings on a second bare substrate area of the same substrate covered with the NIST SRM.

Compute the correction value for each substrate type where XRF readings indicate substrate correction is needed by computing the average of all six readings as shown below.

For each substrate type (the 1.02 mg/cm<sup>2</sup> NIST SRM is shown in this example; use the actual lead loading of the NIST SRM used for substrate correction):

$$\text{Correction value} = (1\text{st} + 2\text{nd} + 3\text{rd} + 4\text{th} + 5\text{th} + 6\text{th Reading})/6 - 1.02 \text{ mg/cm}^2$$

Repeat this procedure for each substrate requiring substrate correction in the house or housing development.

### EVALUATING THE QUALITY OF XRF TESTING:

Randomly select ten testing combinations for retesting from each house or from two randomly selected units in multifamily housing.

Conduct XRF re-testing at the ten testing combinations selected for retesting.

Determine if the XRF testing in the units or house passed or failed the test by applying the steps below. Compute the Retest Tolerance Limit by the following steps:

Determine XRF results for the original and retest XRF readings. Do not correct the original or retest results for substrate bias. In single-family and multi-family housing, a result is defined as a single reading. Therefore, there will be ten original and ten retest XRF results for each house or for the two selected units.

Calculate the average of the original XRF result and the retest XRF result for each testing combination.

Square the average for each testing combination.

Add the ten squared averages together. Call this quantity C.

Multiply the number C by 0.0072. Call this quantity D.

Add the number 0.032 to D. Call this quantity E.

Take the square root of E. Call this quantity F.

Multiply F by 1.645. The result is the Retest Tolerance Limit.

Compute the average of all ten original XRF readings.

Compute the average of all ten re-test XRF readings.

Find the absolute difference of the two averages.

If the difference is less than the Retest Tolerance Limit, the inspection has passed the retest. If the difference of the overall averages equals or exceeds the Retest Tolerance Limit, this procedure should be repeated with ten new testing combinations. If the difference of the overall averages is equal to or greater than the Retest Tolerance Limit a second time, then the inspection should be considered deficient.

Use of this procedure is estimated to produce a spurious result approximately 1% of the time. That is, results of this procedure will call for further examination when no examination is warranted in approximately 1 out of 100 dwelling units tested.

**TESTING TIMES:**

In the Action Level paint test mode, the instrument takes the longest time to complete readings close to the Federal standard of 1.0 mg/cm<sup>2</sup>. The table below shows the mean and standard deviation of actual reading times by reading level for paint samples during the November 2015 archive testing. The tested instruments reported readings to one decimal place. No significant differences in reading times by substrate were observed. These times apply only to instruments with the same source strength as those tested (2.0 mCi). Instruments with stronger sources will have shorter reading times and those with weaker sources, longer reading times, than those in the table.

<b>Mean and Standard Deviation of Reading Times in Action Level Mode by Reading Level</b>		
<b>Reading (mg/cm<sup>2</sup>)</b>	<b>Mean Reading Time (seconds)</b>	<b>Standard Deviation (seconds)</b>
< 0.7	3.48	0.47
0.7	7.29	1.92
0.8	13.95	1.78
0.9 – 1.2	15.25	0.66
1.3 – 1.4	6.08	2.50
≥ 1.5	3.32	0.05

**CLASSIFICATION OF RESULTS:**

XRF results are classified as **positive** if they are **greater than or equal** to the stated threshold for the instrument (1.0 mg/cm<sup>2</sup>), and *negative* if they are *less than* the threshold.

**DOCUMENTATION:**

A report titled *Methodology for XRF Performance Characteristic Sheets* (EPA 747-R-95-008) provides an explanation of the statistical methodology used to construct the data in the sheets, and provides empirical results from using the recommended inconclusive ranges or thresholds for specific XRF instruments. The report may be downloaded at <http://www2.epa.gov/lead/methodology-xrf-performance-characteristic-sheets-epa-747-r-95-008-september-1997>.

This XRF Performance Characteristic Sheet (PCS) was developed by QuanTech, Inc., under a contract with the XRF manufacturer.