

**CITY OF ELIZABETHTON, TENNESSEE**  
**Purchasing Department**  
 136 SOUTH SYCAMORE STREET  
 ELIZABETHTON, TN 37643  
 423-542-1505

Date: \_\_\_\_\_

**(This is NOT an Order)**  
**REQUEST FOR BID**

TERMS: \_\_\_\_\_  
 DELIVERY DATE: \_\_\_\_\_

<b>BID # ENA Fiber City Schools</b>
BID OPENING DATE: _____
BID OPENING TIME: _____

**ALL QUOTATIONS MUST BE F.O.B. ELIZABETHTON, TENNESSEE**

ITEM NO.	QUANTITY	UNIT	DESCRIPTION	UNIT PRICE	TOTAL
	150	EACH	Fiberlign Aluminum Suspension for ADSS-12 FO Part# 4450200		\$ _____
	110	EACH	Fiberlign Medium Tension Dead-End for ADSS-12 FO Part# 2872100C1E1		\$ _____
	150	EACH	Shackle, Anchor 1/2" Rated Tensile Strength 20,000lbs Hubbell part# 5801 or approved equal		\$ _____
	35	EACH	Hughes Brothers Fiberglass Suspension Brackets-CF615-18 or approved equal		\$ _____
	34	EACH	Fiberlign CLAS Storage System with Uni-Group Cable Guide Part# 710012375UT1		\$ _____
	50	EACH	5/8" Thru Bolt w/Nut - 12" ANSI C135.1		\$ _____
	125	EACH	5/8" Oval Eye Bolt - 12" ANSI C135.4, 135.5		\$ _____
	50	EACH	5/8" Oval Eye Bolt - 14" ANSI C135.4, 135.5		\$ _____
	400	EACH	Washer Square 2-1/4"		\$ _____
	50	EACH	3/8" Lag Screw Fetter Drive Pilot-Point Lag Screw, 3/8" diameter X 3" long with upset shoulder for tighter fit. Hot dip galvanized		\$ _____
	7	EACH	Pre-Terminated Wall Mount Cabinet / 24 Terminations Preformed Catalot# WDC2BL24LCU3 or approved equal		\$ _____
	250	L.F.	HDPE Corrugated Innerduct- Outdoor Rated single-wall Orange with 900 lb. Pull Tape 1.35" Outside Diameter FIS part# F1-14383P250 or approved equal		\$ _____
				Total Bid Price	\$ _____

**Person to contact regarding this bid:** Brandon Shell Elizabethton Electric Dept. (423) 547-8624 OR (423) 342-0527

<b>DELIVERY INSTRUCTIONS</b>
<b>CITY OF ELIZABETHTON</b> <b>136 S. Sycamore Street</b> <b>Elizabethton, TN 37643</b>

In submitting the above, the undersigned agrees to sell to the City the material or service at the price shown and further agrees to all terms and conditions contained in this bid agreement. Acceptance of any or all of the above within a reasonable period will constitute a contract between both parties.

\_\_\_\_\_  
 NAME OF FIRM  
 (Purchase Order will be issued to the above vendor)

By \_\_\_\_\_  
 Address \_\_\_\_\_  
 \_\_\_\_\_  
 Telephone \_\_\_\_\_

\_\_\_\_\_  
 DIRECTOR OF PURCHASING

**BID MUST BE SIGNED TO BE VALID**

# GENERAL CONDITIONS

## (READ CAREFULLY)

### 1. PREPARATION OF BIDS.

1. Only bids submitted on bid forms furnished by the City will be considered. The City may consider telegraphic bids received prior to the closing time specified if promptly confirmed on bid forms furnished by the City and received two (2) day prior to the bid award date. NO TELEPHONE BIDS WILL BE ACCEPTED.
2. Bids to be enclosed in a sealed envelope, plainly identified in the upper left hand corner with the company name and address and in the lower left hand corner, the bid number and due date.
3. All bids must be delivered or mailed to the Director of Purchasing, City of Elizabethton, 136 South Sycamore Street, Elizabethton, TN 37643 unless otherwise directed on the bid form.
4. It is the bidder's responsibility to insure that the written bid is delivered at the proper time and place of the bid opening.
5. No bid received after closing time will be considered. Late bids will be returned unopened.
6. If not offering a bid, bidder must return the bid form marked 'NO BID' and state reason for not responding

### 2. PRICING.

Each item must be priced separately. Unit prices shall be shown. In case of error in the extension of prices in the bid, the unit price will govern. No bid shall be altered, amended or withdrawn after specified time for bid opening. Negligence on the part of the bidder in preparing the bid confers no right for the withdrawal of the bid after it has been opened.

### 3. BID OPENINGS.

Bids will be opened and read aloud at the specified time and date set in the Invitation to Bid. These meetings are open to the public.

### 4. SIGNATURE ON BIDS.

Each bid must give full name and business address of the bidder and be signed, in ink, by the official of the company authorized to bind his company in contract.

### 5. ACCEPTANCE & REJECTION.

The City reserves the right to reject any or all bids, to waive informalities and to accept the bid to bids in its judgement is in the best interest of the City. If a bidder fails to state a time in which a bid must be accepted, it is understood and agreed that the City shall have sixty (60) day to issue a purchase order.

### 6. BID EVALUATION.

Bids will be evaluated according to the criteria set forth in the Invitation to Bid with the degree of importance to be determined by the City.

### 7. AWARD.

Contracts and purchases will be entered into or made with the lowest responsible compliant bidder meeting specifications for material or services as deemed in the best interest and advantage of the City except as otherwise specified in the Invitation to Bid.

### 8. MULTIPLE ITEM BIDS.

When more than one item is specified in the Invitation to Bid, the City will determine that low bidder either on the basis of the individual items or on all the items included in the bid. ALL OR NONE bids must be clearly identified on the bid form and will be considered only if in the best interest of the City.

### 9. TIME OF DELIVERY.

Time of delivery is a part of the consideration and must be stated in definite terms and adhered to. If time varies on different items, the bidder shall so state. When no time of delivery is stated, it is understood and agreed that delivery is to be made within two (2) weeks after receipt of order. The contractor shall be required to maintain or have available an inventory sufficient to make shipment within the time stated in his bid. The vendor may request a delivery extension in a letter to the Director of Purchasing if conditions arise that would prevent him from meeting his quoted delivery schedule. The City reserves the right to accept or reject this request.

### 10. DEFAULT.

In case of default of the Contractor, the City may procure the articles or services from other sources and hold the contractor responsible for any excess cost resulting from this action.

### 11. BRAND NAMES.

Specifications furnished in the Invitation to Bid are intended to establish a desired quality of performance level or other minimum requirements which will provide the City with the best product available at the lowest possible price. If a bidder offers an alternate he must include the brand name and/or model he proposes to furnish and include complete descriptive literature and specifications that clearly describes the article offered and how it differs from the referenced brand. Reference to literature previously furnished will not satisfy this provision.

### 12. SAMPLES.

The City may request a sample product as part of a bid. This will be provided at no charge to the City. Samples remain in the Purchasing Department for a period to two (2) weeks following the award of a bid. Vendors are responsible for picking up their samples during that period. Samples not collected by the specified time allowed will become the property of the City. Samples of successful bidders will be retained until delivery is received and is accepted as being equal to their sample.

### 13. DISCOUNT PERIOD.

Time in connection with discount offered will be computed from the data of satisfactory delivery at destination, or from the date of satisfactory delivery at destination, or from the date the correct invoice is received, whichever is later.

### 14. FOB POINT.

All prices quoted are to be FOB delivered to the using department, City of Elizabethton, Tennessee (unless another FOB point is stated on the bid form). The successful bidder will assume all responsibility for damage in transit.

### 15. TAXES.

The City is exempt from Federal excise taxes and state and local sales or use taxes. Exemption certificates will be furnished upon request.

### 16. CONDITION STANDARDS.

It is understood and agreed that any item offered or shipped as a result of this bid shall be new and unused and shall be the manufacturer's latest model unless otherwise stated in the bid.

### 17. INSPECTION.

All supplies or materials are subject to inspection and rejection by the City. Rejected materials shall be returned at the bidder's expense.

### 18. SAFETY STANDARDS.

Unless otherwise stipulated in the bid all manufactured items and fabricated assemblies shall comply with applicable requirement of OSHA and any standards thereunder.

### 19. PARTS AND SERVICE.

The successful bidder must be able to provide adequate parts and service for items bid.

### 20. BID TABULATIONS.

Tabulations of bids will be furnished upon request.

### PENALTIES

Bidders may be removed from our active bid file for a period determined by the City as a result of any of the following:

1. Failure to respond to a bid request.
2. Failure to meet delivery requirements.
3. Failure to furnish specified items as a result of a bid award
4. Offers of gratuities or favors to any employee of the City.

Bids may be removed from consideration for the following reasons:

1. Bid received after bid opening time.
2. Bid not signed.
3. Descriptive literature not included with bid.
4. Sample not provided with bid if requested.

## **HARDWARE AND ACCESSORIES**

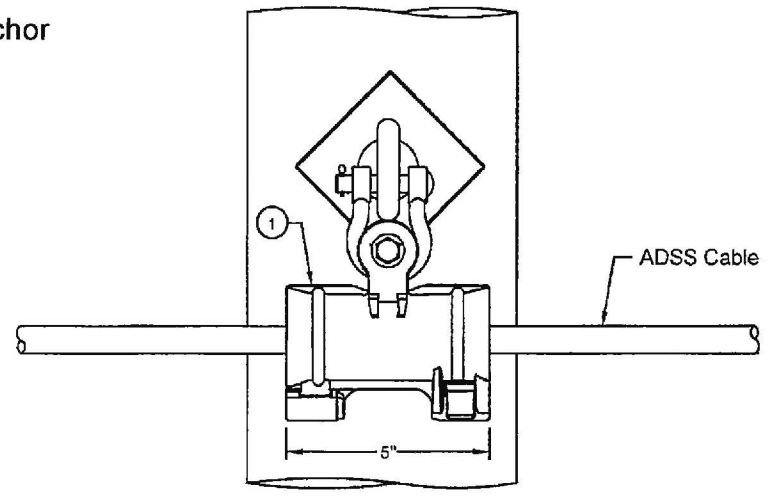
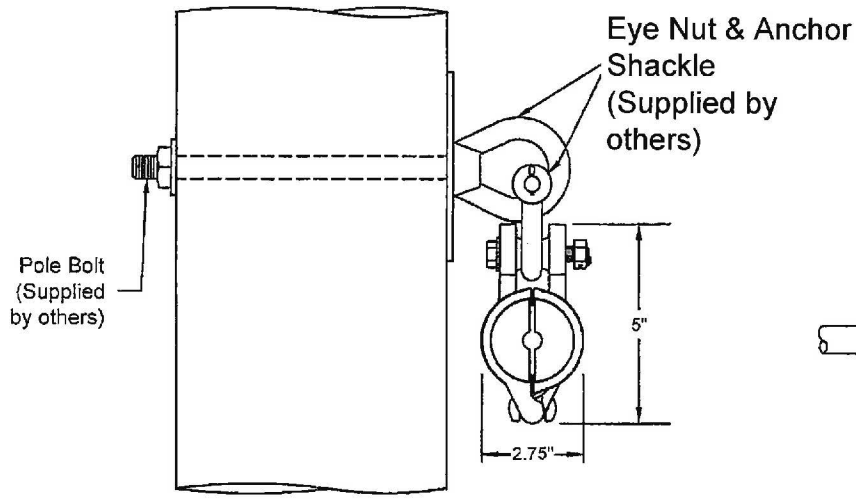
- A. Description: Ferrous-metal items include, but are not limited to, bolts, nuts, washers, braces, anchors, eyebolts, staples, and brackets.
  - 1. Comply with IEEE C135.1, IEEE C135.2, ANSI C135.4, ANSI C135.22, and RUS Informational Publication 202-1 listings with the exception that base material shall be malleable iron or ductile iron, and finish shall be hot-dip galvanized.
  
- B. ADSS Fiber Optic Cable Dead-end Hardware
  - 1. Medium Tension Dead-ends
    - a. Fiberlign Dielectric Dead-ends or approved equal.
  
- C. ADSS Fiber Optic Cable Dead-end Accessories
  - 1. Thimble Clevis
    - a. Provide a proper size and strength thimble clevis. Galvanized ductile iron or aluminum with a 2-1/4" minimum seat and 7/8" minimum groove diameter.
  - 2. Extension Links
    - a. Provide a hot dipped galvanized ductile iron extension link at all dead-ends rated for the dead-end application.
  
- D. ADSS Fiber Optic Cable Tangent Hardware
  - 1. Aluminum Suspension Support
    - a. Fiberlign Aluminum Suspension for ADSS. Provide proper cushion insert for ADSS cable being used.
    - b. Shackle, Anchor 1/2" Hubbell part# 5801 or approved equal.
  
- E. ADSS Fiber Optic Cable Tangent Accessories
  - 1. Universal Equipment 15° Equipment Mounting Bracket
    - a. Base: Ductile Iron, Hot Dip Galvanized, with 11/16" mounting holes.
    - b. End Fitting: Aluminum
    - c. Rod: 18" Fiberglass, gray ultraviolet (UV) protective coating
    - d. 5/8" Mounting acceptance.

F. ADSS Fiber Optic Cable Storage System

1. All dielectric cable storage
  - a. Fiberlign CLAS Storage System with Uni-Group Cable Guide accessories.

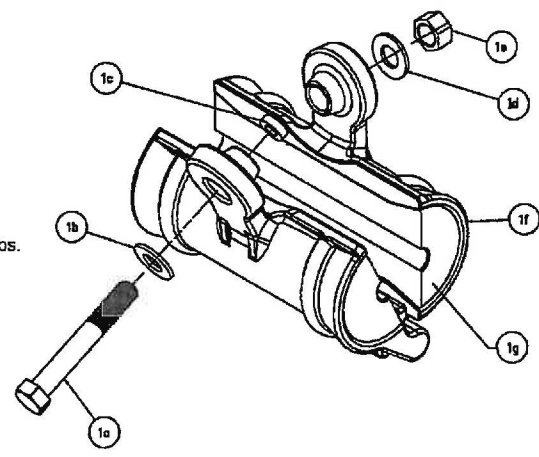
G. Pre-Terminated Wall Mount Fiber Distribution Cabinet

1. The Pre-Terminated Cabinet System shall consist of:
  - a. Cabinets, will be made of rugged 16-gauge steel, protected with a durable powder-coat finish and be black in color.
  - b. Small Cabinets will have minimum dimensions of 10" Height, 13" Width & 3.5" Depth.  
Large Cabinets will have minimum dimensions of 17" Height, 13" Width & 5.5" Depth.
  - c. Cabinet will be Flame Retardant, have a splice compartment opening of 1.3 inches, and be manufactured in the USA.
  - d. Wall Mount Cabinets must have a key lockable inner door option to secure the splicing compartment. Cabinets will provide protected fiber splicing and connectivity.
  - e. Each unit must be ready for splicing right out of the box. Each unit must contain the proper number of 6 duplex adapters (LC to LC), Slot trays, UPC polished connector types and Single Mode Pigtail cable 3 meters in length.
  - f. Pigtail cable will be protected as (6 and 12-fiber units) by yellow, orange and aqua (related to fiber type) colored braided protective sleeve. Pigtails will be 100% tested to meet or exceed the Telcordia GR-771 specification.



**CAPABILITIES:**

- MAXIMUM LINE ANGLE = 30°
- MAXIMUM VERTICAL LOAD = 7000 lbs.
- MAXIMUM SPAN LENGTH = 600 ft.



**CATALOG NUMBER 4450xxx**

Item	Req <sup>t</sup>	Ref. No.	Description	Material
1g	2	00070xxx	CUSHION INSERT (2 REQUIRED)	URETHANE
1f	2 HALVES		SUSPENSION HOUSING	ALUMINUM ALLOY
1e	1		3/8" HEX LOCK NUT	GALVANIZED STEEL
1d	1		3/8" ROUND FLAT WASHER	GALVANIZED STEEL
1c	1		GROMMET (CAPTURES BOLT)	ELASTOMER
1b	1		3/8" ROUND FLAT WASHER	GALVANIZED STEEL
1a	1		3/8" HEX HEAD BOLT	GALVANIZED STEEL
1	1	4450xxx	FIBERLIGN® ALUMINUM SUSPENSION INCLUDES ITEMS 1a-1g	



**PREFORMED LINE PRODUCTS**

660 BETA DRIVE MAYFIELD, OHIO 44143  
 PH: (440)-461-5200 FAX: (440)-473-9103  
<http://www.preformed.com>

**CONFIDENTIAL**

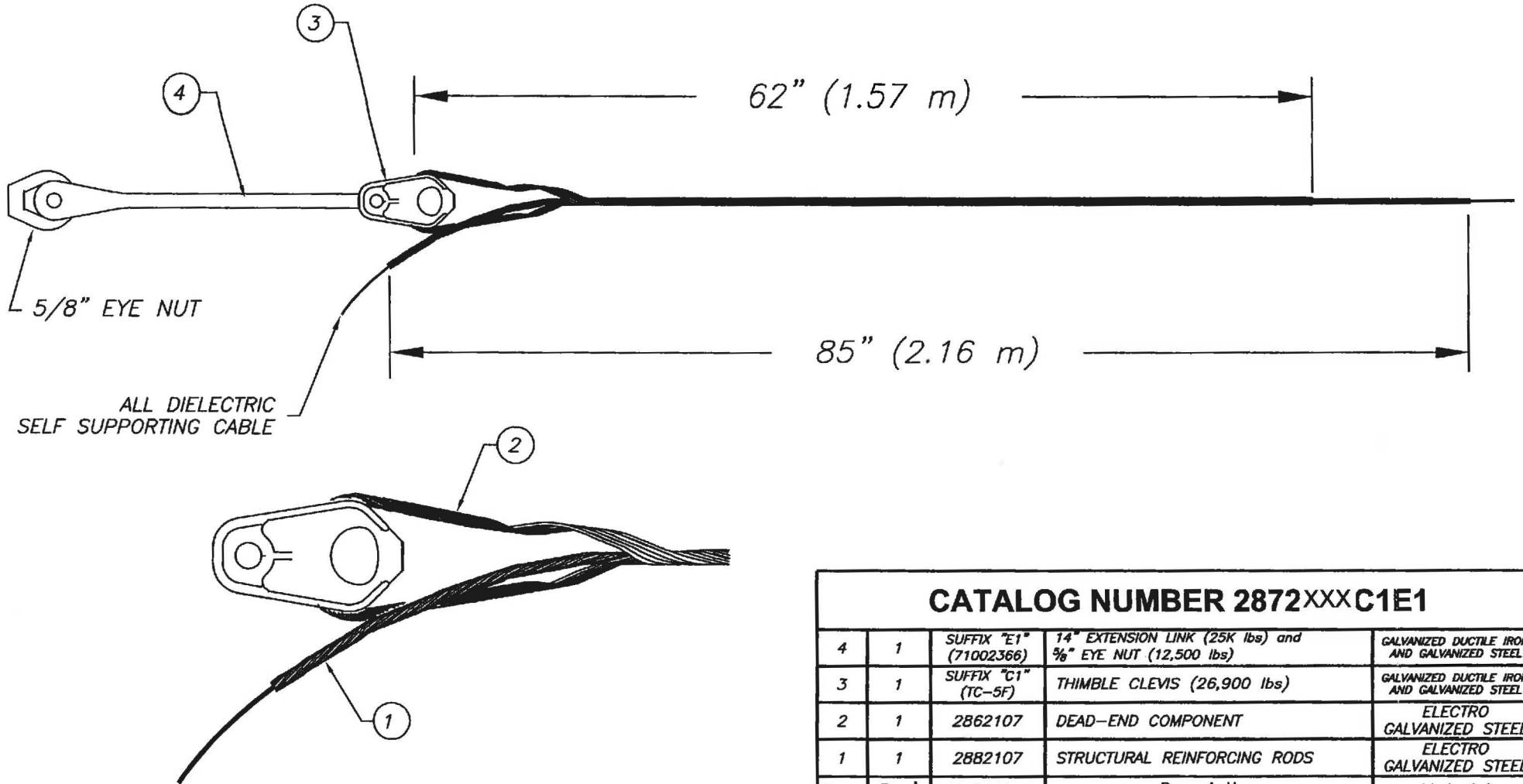
The data and information contained in this document are proprietary to PREFORMED Line Products (PLP). Such data and information are provided solely for use with PLP's products and shall not be disclosed, duplicated, or otherwise used without the express written approval of PLP.

TITLE  
 FIBERLIGN® Aluminum Suspension for ADSS Without Structural Reinforcing Rods

DWN BY:	APR BY:	DATE:	SCALE:	FILE NAME:
DAW	JLJ	04.23.09	NONE	FASN

NOTES:

1. CATALOG SERIES No. 2872XXX
2. SUFFIX CODE "C1E1" INCLUDES THIMBLE CLEVIS (TC-5F) AND EXTENSION LINK WITH EYE NUT (#71002366)



CATALOG NUMBER 2872XXXC1E1				
Item	Req'	Ref. No.	Description	Material
4	1	SUFFIX "E1" (71002366)	14" EXTENSION LINK (25K lbs) and 5/8" EYE NUT (12,500 lbs)	GALVANIZED DUCTILE IRON AND GALVANIZED STEEL
3	1	SUFFIX "C1" (TC-5F)	THIMBLE CLEVIS (26,900 lbs)	GALVANIZED DUCTILE IRON AND GALVANIZED STEEL
2	1	2862107	DEAD-END COMPONENT	ELECTRO GALVANIZED STEEL
1	1	2882107	STRUCTURAL REINFORCING RODS	ELECTRO GALVANIZED STEEL



**PREFORMED LINE PRODUCTS**  
 660 BETA DRIVE MAYFIELD, OHIO 44143  
 PH (216)-461-5200 FAX: (216)-473-9103  
<http://www.preformed.com>

**CONFIDENTIAL**  
 The data and information contained in this document are proprietary to PREFORMED Line Products (PLP). Such data and information are provided solely for use with PLP's products and shall not be disclosed, duplicated, or otherwise used without the express written approval of PLP.

TITLE				
FIBERLIGN® Medium Tension Dead-End for ADSS With Thimble Clevis, Extension Link, and Eye Nut Cable Diameter Range .738" - .784" (19mm - 20mm)				
DWN BY:	APR BY:	DATE:	SCALE	FILE NAME
DAW	JLJ	01.07.10	NONE	2872XXXC1E1



[Catalog Home](#)

Product Datasheet

**CHANCE**

**5801 -- SHACKLE, ANCHOR, 1/2"**

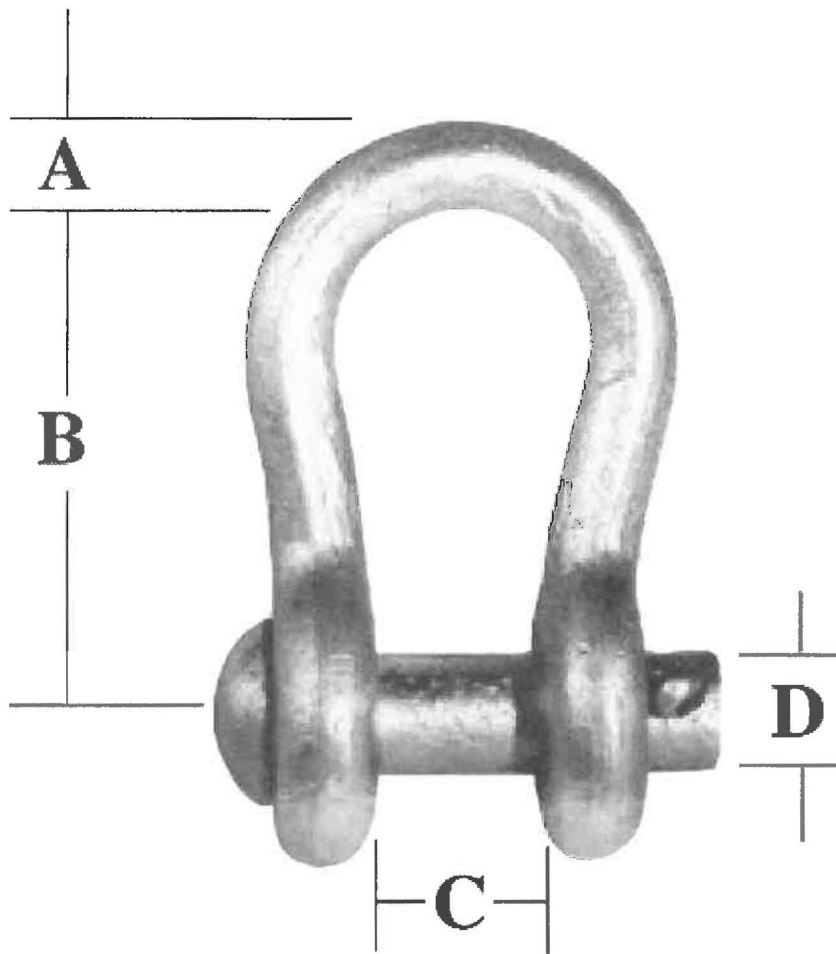


Anchor Shackle, with 5/8" diameter pin. Used primarily for attaching suspension insulators to the pole. Drop forged steel. Hot dip galvanized. RUS Listed

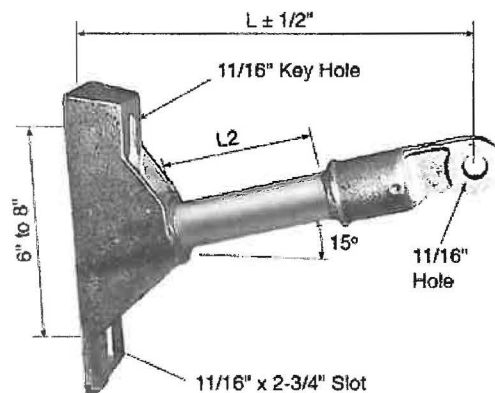
**Product Specifications**

<b>Product Categories</b>	Deadend Hardware
<b>Product Group</b>	Shackle, Anchor
<b>Product Finish</b>	Galvanized, ASTM A-153
<b>Material</b>	Steel
<b>Details</b>	5/8" Clevis Pin
<b>Dimension A</b>	1/2"
<b>Dimension B</b>	2 1/2"
<b>Dimension C</b>	3/4'
<b>Dimension D</b>	5/8"
<b>Dimension E</b>	1 5/8"
<b>Material Size</b>	1/2" Dia.
<b>Rated Tensile Strength</b>	20,000 lbs.
<b>RUS Listed</b>	bo - Shackle, anchor
<b>Return Type</b>	Standard
<b>UPC Code</b>	096359072867
<b>Standard Package</b>	50
<b>Unit of Measure</b>	EA
<b>Min Order Qty</b>	50
<b>Pallet Quantity</b>	2400
<b>Weight / Ea.</b>	0.91 lbs

<b>Webpage</b>	Click <a href="#">HERE</a> to view webpage
<b>Drawing</b>	Click <a href="#">HERE</a> to view drawing.
<b>Previous Cooper Power Systems No.</b>	DC7J1 (Equal)
<b>Compressed Product Number</b>	
5801	







ZOOM

SHARE

Hughes Brothers

## Hughes Brothers CF615 Fiberglass Suspension Bracket

BSE Part# 970814 MFG#: CF615 18

Hughes Brothers Fiberglass Suspension Brackets are manufactured from Fiberglass Reinforced Plastic (FRP) with ductile iron fittings.

- The plastic material is a Polyester or Vinylester matrix each containing ultraviolet protective inhibitors
- Exposed fiberglass rod is coated with 2-3 mils of acrylic urethane enamel paint which is baked to hardness
- Ductile iron is 65-45-12
- Hot dip galvanized

**Related Document**

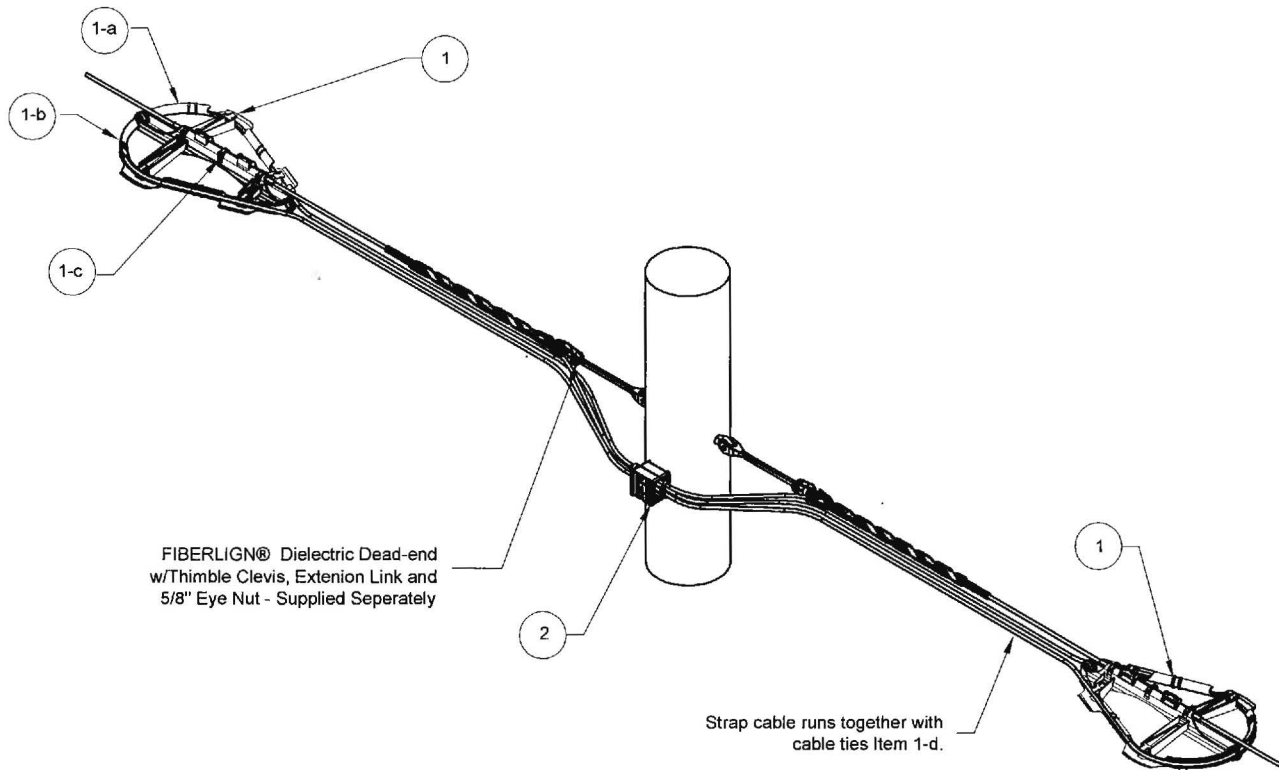
## SPECIFICATIONS

---

- **Type:** Bracket - Suspension Insulator
- **Brand:** Hughes Brothers
- **Length:** 18 inches
- **Load Limit:** Vertical: 1800 lb; Longitudinal: 1300 lb; Transverse: 5000 lb
- **Material:**  
Ductile iron hot dip galvanized; End Fitting: Ductile iron hot dip galvanized;  
Rod: Fiberglass
- **Number of Positions:** 1
- **Orientation:** 15 deg
- **Phase:** Single
- **Rod Diameter:** 1-1/2 in
- **Style:** Side Pole
- **Weight:**

Sym	Req'd	Description	Material
1	2	FIBERLIGN® CLAS Bracket Assembly	
1-a	2	CLAS Bracket - Male Half	Plastic
1-b	2	CLAS Bracket - Female Half	Plastic
1-c	10	13" Heavy Duty Cable Straps	Plastic
2	1	Uni-Group Cable Guide	Plastic

Completed ADSS Cable Storage  
with Uni-Group Cable Guide



**PREFORMED  
LINE PRODUCTS**

660 BETA DRIVE MAYFIELD, OHIO 44143  
PH: (440)-461-5200 FAX: (440)-473-9103  
<http://www.preformed.com>

**CONFIDENTIAL**

The data and information contained in this document are proprietary to PREFORMED Line Products (PLP). Such data and information are provided solely for use with PLP's products and shall not be disclosed, duplicated, or otherwise used without the express written approval of PLP.

FIBERLIGN® CLAS Storage System  
with Uni-Group Cable Guide  
Catalog #710012375UT1

DWG BY:	APR BY:	DATE:	SCALE:	FILE NAME:
DAW	JLJ	11.04.10	NTS	710012375U