# APPENDIX A

## HAZARDOUS MATERIALS SURVEYS

1. Hazardous Materials Survey, Asbestos & Lead-Based Paint Inspection, May 2003.

2. Hazardous Materials Survey, Asbestos & Lead-Based Paint Inspection Addendum, December 2003.

3. Hazardous Materials Survey, Technology-Enhanced Naturally Occurring Radioactive Materials (TENORM) Survey, May 2003.

MALCOLM PIRNIE

# Arlington County Water Pollution Control Plant

## *Hazardous Materials Survey*

## *Asbestos & Lead-Based Paint Inspection*



PREPARED FOR:

**Arlington County**

PREPARED BY:


**Malcolm Pirnie, Inc.**

*Independent Environmental Engineers, Scientists & Consultants*

701 Town Center Drive
Suite 600
Newport News, Virginia 23606


1393-021

**May 2003**

# Asbestos
# &
# Lead-based Paint Inspection

**Arlington County Water Pollution Control Plant**
**Arlington, Virginia**

Conducted by

**ABATEMENT MONITORING &**
**INSPECTION SERVICES, INC.**
P.O. Box 26905
Richmond, Virginia 23261
(804) 276-6575

# TABLE OF CONTENTS


Page

**EXECUTIVE SUMMARY** ..... **ES-1**

**1.0 INTRODUCTION** ..... **1**
- 1.1 Site Description ..... 1
- 1.2 Background ..... 1
- 1.3 IRA Sampling and Analysis Data ..... 2

**2.0 HAZARDOUS MATERIAL INVESTIGATION** ..... **2**
- 2.1 Lead-based Paint Inspection ..... 2
- 2.2 Asbestos Inspection ..... 2

**3.0 RESULTS** ..... **3**
- 3.1 Reaeration Tanks Building ..... 3
- 3.2 Carbon Filter Building & Carbon Filters ..... 3
- 3.3 Carbon Regeneration Building ..... 4
- 3.4 Gravity Filter Building & Gravity Filters ..... 5
- 3.5 First Step & Second Step Lime Reactor Tanks ..... 5
- 3.6 Carbon Filter Pump Station ..... 6
- 3.7 Backwash Effluent Tank ..... 7
- 3.8 Lime Solids Processing Building Gravity ..... 7
- 3.9 Lime Sludge Thickeners Gravity Filter Building & Gravity Filters ..... 10
- 3.10 Second Step Recarbonation Tanks ..... 10
- 3.11 Blower Building Gravity ..... 11
- 3.12 Secondary Service Pump Station ..... 12
- 3.13 Activated Sludge Pump Station Gravity ..... 12
- 3.14 Secondary Effluent Pump Station Gravity Filter Building & Gravity Filters ..... 12
- 3.15 Activated Sludge Aeration Tanks & Associated Channels ..... 13
- 3.16 Secondary Clarifiers ..... 13
- 3.17 Primary Clarifiers and Associated Channels ..... 14
- 3.18 Preliminary Treatment Building ..... 14
- 3.19 Electrical Substations ..... 15
- 3.20 Maintenance & Storage Building ..... 15
- 3.21 Metal Warehouse Building ..... 16
- 3.22 Sludge Processing Building ..... 16
- 3.23 Donaldson Pumping Station ..... 16
- 3.24 Gulf Run Pumping Station ..... 17
- 3.25 Kirkwood Pumping Station ..... 17
- 3.26 Windy Run Pumping Station ..... 18
- 3.27 Roaches Run Pumping Station ..... 18
- 3.28 Dover Run Pumping Station ..... 19
- 3.29 National Center Ejector Station ..... 20
- 3.30 Riverwood Ejector Station ..... 20
- 3.31 River Estates Ejector Station ..... 20
- 3.32 Marcy Creek Pumping Station ..... 21
- 3.33 River Crest Pumping Station ..... 21
- 3.34 Palisades Pumping Station ..... 21

## TABLE OF CONTENTS

**4.0 CONCLUSIONS** ..... **22**
4.1 Asbestos Containing Materials ..... 22
4.2 Lead-based Paint ..... 22

## LIST OF ATTACHMENTS

| Attach No. | Description |
|---|---|
| I | XRF Lead Results |
| II | Asbestos Analytical Results |
| III | Sample Location Diagrams |
| IV | Table of Asbestos Containing Materials |
| V | Inspector Licenses |
| VI | Drawings |

Abatement Monitoring & Inspection Services, Inc.

P.O. Box 26905
Richmond, Virginia 23261

Phone/Fax (804) 276-6575

May 29, 2003

Daniel G. Mosher
Malcolm Pirnie, Inc.
701 Town Center Drive, Suite 600
Newport News, Virginia 23606-4296

Re: Asbestos & Lead-based Paint Inspection
Arlington County Water Pollution Control Plant
Arlington County, Virginia
AMIS Job No. 701-1

Dear Mr. Mosher:

The following is a summary of the May 5th through May 16th, 2003 asbestos and lead-based paint inspection at the Arlington County Water Pollution Control Plant (WPCP), Arlington, Virginia. Asbestos/lead results, selected site drawings, and sample location diagrams are attached.

The following facilities located at the Arlington County Water Pollution Control Plant were inspected for both lead-based paint and asbestos containing materials:

- Reaeration Tanks Building
- Carbon Filter Building & Carbon Filters
- Carbon Regeneration Building
- Gravity Filter Building & Gravity Filters
- First Step & Second Step Lime Reactor Tanks (To Be Demolished)
- Carbon Filter Pump Station (To Be Demolished)
- Backwash Effluent Tank
- Lime Solids Processing Building (To Be Demolished)
- Lime Sludge Thickeners (To Be Demolished)
- Second Step Recarbonation Tanks (To Be Demolished)
- Blower Building
- Secondary Service Pump Station
- Activated Sludge Pump Station
- Secondary Effluent Pump Station
- Activated Sludge Aeration Tanks & Associated Channels
- Secondary Clarifiers & associated Distribution/Collection Chambers & Channels
- Primary Clarifiers & Associated Channels
- Preliminary Treatment Building

Abatement Monitoring & Inspection Services, Inc.

P.O. Box 26905
Richmond, Virginia 23261

Phone/Fax (804) 276-6575

- Electrical Distribution Centers & Electrical Substations
- Maintenance Storage Building
- Metal Warehouse Building (To Be Demolished)
- Sludge Processing Building

The following Pumping and Ejector Stations located in various areas throughout Arlington County were inspected for both lead-based paint and asbestos containing materials:

- Donaldson Run Pumping Station
- Gulf Run Pumping Station
- Kirkwood Pumping Station
- Windy Run Pumping Station
- Roaches Run Pumping Station
- Dover Run Pumping Station
- National Center Ejector Station
- Riverwood Ejector Station
- River Estates Ejector Station
- Marcey Creek Pumping Station
- Rivercrest Pumping Station
- Palisades Pumping Station

AMIS is pleased to have had the opportunity to provide these services. Should you have any questions, please do not hesitate to contact me at (804) 276-6575.

Yours truly,

Robert A Worrell

Robert A. Worrell
Virginia Asbestos Inspector - #1643
Virginia Lead Inspector/Risk Assessor - #0118

Sean Costello, CIH

Sean Costello, CIH
Virginia Asbestos Inspector - #1274

Attachments

# Asbestos & Lead-based Paint Inspection
# Arlington County Water Pollution Control Plant
# Arlington County, Virginia

## EXECUTIVE SUMMARY

### Introduction

Malcolm Pirnie, Inc. was contracted by Arlington County to conduct a Hazardous Materials Investigation of the Arlington County Water Pollution Control Plant (WPCP) facility. A Hazardous Materials Investigation was performed by Abatement Monitoring and Inspection Services, Inc. (AMIS) of Richmond, Virginia during the period May 5th through May 16th, 2003. The work consisted of identifying WPCP buildings, structures, machinery, equipment, piping and/or components that could reasonably be expected to contain asbestos and/or lead-based paint, with samples being collected and analyzed as necessary.

### Purpose

The facility is currently undergoing a major upgrade and expansion, resulting in extensive demolition, construction and reconstruction of buildings, structures, machinery, equipment and components within the facility. It is Arlington County's desire to locate, identify and quantify all hazardous materials at specific buildings and structures at the WPCP, plus a series of remote (i.e., off-site) pump stations.

### Site Description

The Arlington County WPCP facility is located on 35 acres of land in a residential/commercial neighborhood in South Arlington, Virginia. The original plant buildings were constructed in 1937 and were upgraded several times in the 1950's, 60's, 70's and 90's.

### Scope of Work

The following facilities located at the Arlington County WPCP were inspected for both lead-based paint and asbestos containing materials:

- Reaeration Tanks Building
- Carbon Filter Building & Carbon Filters
- Carbon Regeneration Building
- Gravity Filter Building & Gravity Filters
- First Step & Second Step Lime Reactor Tanks (To Be Demolished)
- Carbon Filter Pump Station (To Be Demolished)

- Backwash Effluent Tank
- Lime Solids Processing Building (To Be Demolished)
- Lime Sludge Thickeners (To Be Demolished)
- Second Step Recarbonation Tanks (To Be Demolished)
- Blower Building
- Secondary Service Pump Station
- Activated Sludge Pump Station
- Secondary Effluent Pump Station
- Activated Sludge Aeration Tanks & Associated Channels
- Secondary Clarifiers & associated Distribution/Collection Chambers & Channels
- Primary Clarifiers & Associated Channels
- Preliminary Treatment Building
- Electrical Distribution Centers & Electrical Substations
- Maintenance Storage Building
- Metal Warehouse Building (To Be Demolished)
- Sludge Processing Building

The following Remote Pumping and Ejector Stations located in various areas throughout Arlington County were inspected for both lead-based paint and asbestos containing materials:

- Donaldson Run Pumping Station
- Gulf Run Pumping Station
- Kirkwood Pumping Station
- Windy Run Pumping Station
- Roaches Run Pumping Station
- Dover Run Pumping Station
- National Center Ejector Station
- Riverwood Ejector Station
- River Estates Ejector Station
- Marcey Creek Pumping Station
- Rivercrest Pumping Station
- Palisades Pumping Station

**Lead-based Paint Inspection**

The lead-based paint inspection was conducted with a portable x-ray fluorescence (XRF) spectrum analyzer, NITON model 309. The above listed buildings' interior and exterior components and associated equipment and machinery were inspected for lead-based paint (LBP). The Dept. of Housing and Urban Development (HUD) defines LBP as any paint, varnish, shellac or other coating that contains lead equal to or greater than 1.0 $mg/cm^2$ as measured by XRF, or 0.5 percent by weight as measured by laboratory analysis.

## Results of Lead-based Paint Inspection

Of a total of 1,921 XRF readings recorded during this inspection to determine the lead content of painted surfaces throughout the WPCP facility, the following information was determined:

- 253 readings (approximately 13% of the total number recorded) indicated a lead content level greater than the 1.0 $mg/cm^2$ limit that defines a lead-based paint.
- 168 of the 253 XRF readings (approximately 66.4%) were between 1.1 $mg/cm^2$ and 3.0 $mg/cm^2$.
- Thirty-five readings (approximately 13.8%) were between 3.0 $mg/cm^2$ and 5.0 $mg/cm^2$.
- Fifty XRF readings (approximately 19.8%) indicated a lead content level greater than 5 $mg/cm^2$.

The majority of the XRF readings above 1.0 $mg/cm^2$ fell in the 1.1 $mg/cm^2$ to 3.0 $mg/cm^2$ range. A complete listing of the components analyzed for lead-based paint, along with their associated XRF values and locations, is included in **Attachment I - XRF Lead Results**. Readings greater than 1.0 $mg/cm^2$ are highlighted.

## Asbestos Inspection

The specified areas for site analysis were also evaluated for the presence of visible and physically accessible asbestos-containing materials (ACM). The EPA defines ACM as those materials containing asbestos greater than one percent by weight as measured by laboratory analysis. Samples of suspect asbestos materials were collected from the interior of selected facilities, and also from the roofs of those buildings to be demolished. This inspection included the collection and laboratory analysis of suspect materials in compliance with Virginia regulations. The analytical values were compiled, and presented in Percent (%) Asbestos by weight in **Attachment II - Asbestos Analytical Results**. The type of asbestos, if applicable, was also identified. Asbestos sample collection locations are indicated and highlighted in **Attachments III - Sample Location Diagrams**, and in **Attachment VI - Drawings**.

## Results of Asbestos Inspection

The definition of an asbestos containing material is any material containing asbestos greater than 1% by weight. Of 81 bulk asbestos samples analyzed, 17 were found to contain asbestos. Chrysotile was the only type of asbestos encountered, and percentages contained in the samples ranged from a trace amount in a ceiling tile adhesive sample collected from the Donaldson Run Remote Pump Station, to 70% by weight in two boiler gaskets located in the Carbon Building. The majority of the samples

determined to contain asbestos were collected from the roof flashing material of buildings to be demolished, and contained 20% asbestos by weight. The remaining materials found to contain asbestos consisted of a small number of vinyl floor tiles, pipe coverings, flexible ventilation duct connectors, and ceiling tile adhesives. All the asbestos containing materials identified during this inspection are presented in **Attachment IV, Table of Asbestos Containing Materials.**

# Asbestos & Lead-based Paint Inspection
# Arlington County Water Pollution Control Plant
# Arlington County, Virginia

## 1.0 INTRODUCTION

### 1.1 Site Description

The Arlington County Water Pollution Control Plant (WPCP) facility is located on 35 acres of land in a residential/commercial neighborhood in South Arlington, Virginia. The original plant buildings were constructed in 1937 and were upgraded several times in the 1950's, 60's, 70's and 90's. The facility is currently undergoing a major upgrade and expansion, resulting in extensive demolition, construction and reconstruction of buildings, structures, machinery, equipment and components within the facility.

### 1.2 Background

It is Arlington County's desire to locate, identify and quantify all hazardous materials at specific buildings and structures at the WPCP, plus a series of remote (i.e., off-site) pump stations. Malcolm Pirnie, Inc. was contracted by Arlington County to conduct a Hazardous Materials Investigation of the Arlington County WPCP. A Hazardous Materials Investigation was performed by Abatement Monitoring and Inspection Services, Inc. (AMIS) of Richmond, Virginia during the period May 5th through May 16th, 2003. The work consisted of identifying WPCP buildings, structures, machinery, equipment, piping and/or components that could reasonably be expected to contain asbestos and/or lead-based paint, with samples being collected and analyzed as necessary.

The following facilities located at the Arlington County WPCP were inspected for both lead-based paint and asbestos containing materials:

- Reaeration Tanks Building
- Carbon Filter Building & Carbon Filters
- Carbon Regeneration Building
- Gravity Filter Building & Gravity Filters
- First Step & Second Step Lime Reactor Tanks (To Be Demolished)
- Carbon Filter Pump Station (To Be Demolished)
- Backwash Effluent Tank
- Lime Solids Processing Building (To Be Demolished)
- Lime Sludge Thickeners (To Be Demolished)
- Second Step Recarbonation Tanks (To Be Demolished)
- Blower Building
- Secondary Service Pump Station
- Activated Sludge Pump Station

- Secondary Effluent Pump Station
- Activated Sludge Aeration Tanks & Associated Channels
- Secondary Clarifiers & associated Distribution/Collection Chambers & Channels
- Primary Clarifiers & Associated Channels
- Preliminary Treatment Building
- Electrical Distribution Centers & Electrical Substations
- Maintenance Storage Building
- Metal Warehouse Building (To Be Demolished)
- Sludge Processing Building

The following Remote Pumping and Ejector Stations located in various areas throughout Arlington County were inspected for both lead-based paint and asbestos containing materials:

- Donaldson Run Pumping Station
- Gulf Run Pumping Station
- Kirkwood Pumping Station
- Windy Run Pumping Station
- Roaches Run Pumping Station
- Dover Run Pumping Station
- National Center Ejector Station
- Riverwood Ejector Station
- River Estates Ejector Station
- Marcey Creek Pumping Station
- Rivercrest Pumping Station
- Palisades Pumping Station

## 2.0 HAZARDOUS MATERIALS INVESTIGATION

### 2.1 Lead-based Paint Inspection

The lead-based paint inspection was conducted with a portable x-ray fluorescence (XRF) spectrum analyzer, NITON model 309. The above listed buildings' interior and exterior components and associated equipment and machinery were inspected for lead-based paint (LBP). The XRF (lead content) values presented in column PbL of **Attachment I, XRF Lead Results**, are presented in milligrams per square centimeter (mg/ $cm^2$). HUD (Dept. of Housing and Urban Development) defines LBP as any paint, varnish, shellac or other coating that contains lead equal to or greater than 1.0 $mg/cm^2$ as measured by XRF, or 0.5 percent by weight as measured by laboratory analysis.

### 2.2 Asbestos Inspection

The specified areas for site analysis were also evaluated for the presence of visible and physically accessible asbestos-containing materials (ACM). Samples of suspect asbestos materials were collected from the interior of selected facilities, and also from the roofs of those

buildings to be demolished. This inspection included the collection and analysis of suspect materials in compliance with Virginia regulations. At collection, the samples were placed in airtight containers with unique identification numbers for transport to the laboratory. All the samples were delivered under chain of custody to Environmental Hazards Services, LLC in Richmond, Virginia and analyzed for asbestos content by Polarized Light Microscopy (PLM). The analytical values are included as **Attachment II, Asbestos Analytical Results**, and are presented in Percent (%) Asbestos by weight. The type of asbestos, if applicable, is also identified. The EPA defines *asbestos containing materials* as those materials containing asbestos greater than one percent by weight as measured by laboratory analysis.

## 3.0 RESULTS

The following is a summary of the asbestos containing materials and lead-based paint identified by this inspection at the above-mentioned facilities:

### 3.1 Reaeration Tanks Building

**Asbestos Containing Materials** – No suspect asbestos materials were discovered with this facility. If suspect materials are discovered as the result of renovation or demolition, such materials must be analyzed for asbestos content before being disturbed.

**Lead-based Paint** – XRF Readings (5/13/03) 146 to 156

- The yellow & silver railing around the tanks (readings 147 to 150). See **Attachment I** for additional information.

### 3.2 Carbon Filter Building & Carbon Filters

**Asbestos Containing Materials** – No suspect asbestos materials were discovered with this facility. If suspect materials are discovered as the result of renovation or demolition, such materials must be analyzed for asbestos content before being disturbed.

**Lead-based Paint** – XRF Readings (5/12/03) 165 to 215 & (5/13/03) 1 to 46

- The yellow ladders located on the 3rd Floor/Main Room leading to the channel, which runs down center of the room (readings 170 to 172, & 191). See **Attachment I** and drawing **DWG-1** for additional information.

- The yellow ladders located in the 2nd Floor channel leading to the channel below (readings 6 & 14). See **Attachment I** and drawing **DWG-1** for additional information.

- The beige overhead I-beam mezzanine support located in the 2nd floor channel (reading 18). See **Attachment I** for additional information.

- The black Sump Disch pipe located in the basement (reading 35). See **Attachment I** for additional information.

## 3.3 Carbon Regeneration Building

**Asbestos Containing Materials** – The suspect asbestos materials observed and sampled within this facility were boiler gaskets, boiler exhaust insulation and boiler mudded-fittings.

- The #1 Kewanee Boiler gasket material located on the 1st floor is asbestos containing (see sample #59-59). There is approximately 10 linear feet of friable material, which is in poor condition.

- The Rear Boiler gasket material located on the 2nd floor is asbestos containing (see sample #59-62). There is approximately 10 linear feet of friable material, which is in poor condition.

Refer to **Attachment II** and drawings **DWG-2 and DWG-3** for additional information.

All other sampled materials tested negative for asbestos content. Only materials that were visible and physically accessible were sampled. If additional suspect materials are discovered as the result of renovation or demolition, such materials must be analyzed for asbestos content before being disturbed.

**Lead-based Paint** – XRF Readings (5/12/03) 1 to 215 & (5/13/03) 47 to 52

- The black stair stringers located in the north & south Stairwells (readings 6 & 8). See **Attachment I** for additional information.

- The Spent Carbon #1 still yellow ladder located on the 3rd floor (reading 15). See **Attachment I** for additional information.

- The yellow ladder leading to the mezzanine between the two Regeneration Tanks located on the 3rd floor (reading 25). See **Attachment I** for additional information.

- The yellow ladder leading to the top of both Regeneration Tanks 1 & 2 located on the 3rd floor (readings 29 & 30). See **Attachment I** for additional information.

- The Spent Carbon #2 still beige mezzanine support I-beams & columns located on the 3rd floor (readings 40 & 41). See **Attachment I** for additional information.

- The Spent Carbon #2 still yellow ladder leading to the upper mezzanine located on the 3rd floor (reading 45). See **Attachment I** for additional information.

- The yellow ladder leading to the roof hatch located on the 3rd floor (reading 47). See **Attachment I** for additional information.

- The silver #1 Boiler located on the 1st floor (reading 97). See **Attachment I** for additional information.

- The silver #2 Boiler located on the 1st floor (reading 114). See **Attachment I** for additional information.

- The beige stair stringers located on the 1st floor stairs leading to the basement (reading 121). See **Attachment I** for additional information.

- The beige catwalk support beams located in the basement (reading 147). See **Attachment I** for additional information.

### 3.4 Gravity Filter Building & Gravity Filters

**Asbestos Containing Materials** – No suspect asbestos materials were discovered with this facility. If suspect materials are discovered as the result of renovation or demolition, such materials must be analyzed for asbestos content before being disturbed.

**Lead-based Paint** – XRF Readings (5/13/03) 53 to 96

- The yellow railing located inside around and along the channel, which runs down center of the room (readings 58, 66, & 73). See **Attachment I** for additional information.

- The overhead yellow hoist & hoist track located inside the building (readings 62 & 63). See **Attachment I** for additional information.

- The silver railing located outside around the north side filters (readings 78 to 80). See **Attachment I** for additional information.

### 3.5 First Step & Second Step Lime Reactor Tanks

**Asbestos Containing Materials** – The suspect asbestos materials observed and sampled at this facility were window caulk, motor hut insulation, door caulk, built-up roofing and roof flashing.

- All roof flashing on the 1st & 2nd Step Lime Reactor Tanks LRT Control Room roofs and Access Building roofs are asbestos containing (see sample # 51403-2, 4, 6, & 8). There is approximately 400 linear feet of this non-friable material, which is in good condition.

No other ACM was discovered in this area. Refer to **Attachment II** and drawings **DWG-4** and **DWG-5** for additional information.

All other sampled materials tested negative for asbestos content. Only materials that were visible and physically accessible were sampled. If additional suspect materials are discovered as the result of renovation or demolition, such materials must be analyzed for asbestos content before being disturbed.

**Lead-based Paint** – XRF Readings (5/5/03) 239 to 279 & (5/6/03) 9 to 102

- The green motors located in the three 1st Step Lime Reactor Tanks Motor houses (readings 225, 264, & 272). See **Attachment I** for additional information.
- All the green gate control valves on top of both 1st & 2nd Step Lime Reactor Tanks (readings 256, 257, 265, 41, 55, & 65). See **Attachment I** for additional information.
- The yellow 2" Ferric pipe located in the tunnel under the 1st Step Lime Reactor Tanks (readings 9, 20, 21, & 22). See **Attachment I** for additional information.
- The silver 6" & 4" PEW pipe located in the tunnel under the 1st Step Lime Reactor Tanks (readings 13 & 15). See **Attachment I** for additional information.
- The 2nd Step Lime Reactor Tank 2B Motor House green motor oil sump (right side) (reading 59). See **Attachment I** for additional information.
- The 2nd Step Lime Reactor Tank Distribution Center Gray Transformer & Electrical Box (readings 80 & 81). See **Attachment I** for additional information.
- The silver PEW pipe located in the tunnel under the 2nd Step Lime Reactor Tanks (reading 92). See **Attachment I** for additional information.
- The large beige M18 motor pipe located in the tunnel under the 2nd Step Lime Reactor Tanks (reading 99). See **Attachment I** for additional information.

## 3.6 Carbon Filter Pump Station

**Asbestos Containing Materials** – No suspect asbestos materials were discovered with this facility. If suspect materials are discovered as the result of renovation or demolition, such materials must be analyzed for asbestos content before being disturbed.

**Lead-based Paint** – XRF Readings (5/6/03) 1 to 8

- All the green gate control valves associated with the pump station (reading 7). See **Attachment I** for additional information.

## 3.7 Backwash Effluent Tank

**Asbestos Containing Materials** – No suspect asbestos materials were discovered with this facility. If suspect materials are discovered as the result of renovation or demolition, such materials must be analyzed for asbestos content before being disturbed.

**Lead-based Paint** – XRF Readings (5/13/03) 97 to 141

- The silver stair railing & stringers on both sub-level 1 & sub-level 2 (readings 103, 104, 117, & 118). See **Attachment I** for additional information.
- The four orange pump motor stands located on sub-level 1 (readings 108 & 109). See **Attachment I** for additional information.
- The silver I-beam pump shaft supports located on sub-level 2 (reading 120). See **Attachment I** for additional information.
- The yellow pump shaft located on sub-level 2 (reading 121). See **Attachment I** for additional information.
- The gray pumps on sub-level 2 (reading 122 &123). See **Attachment I** for additional information.
- The silver mezzanine railing & associated ladder located on sub-level 2 (readings 134 & 135). See **Attachment I** for additional information.

## 3.8 Lime Solids Processing Building

**Asbestos Containing Materials** – The suspect asbestos materials observed and sampled at this facility were pipe insulation end sealant, hopper insulation, exhaust duct insulation, exhaust fan insulation, exhaust duct flex connectors, furnace stack insulation, furnace exhaust insulation, floor tile, built-up roofing, roof flashing and window caulk.

- The exhaust duct flex connectors located on the 4$^{th}$ floor are asbestos containing (see sample #56-26). There are three of these friable connectors, which are in good condition. These are neoprene connectors with woven asbestos within. Originally there were four; however, one had already been removed at the time of this survey.
- All upper and lower roof flashing is asbestos containing (see samples #59-53 & #59-55). There is approximately 760 linear feet of this non-friable material, which is in good condition.

Refer to **Attachment II** for additional information.

All other sampled materials tested negative for asbestos content. Only materials that were visible and physically accessible were sampled. If additional suspect materials are

discovered as the result of renovation or demolition, such materials must be analyzed for asbestos content before being disturbed.

**Lead-based Paint** – XRF Readings (5/6/03) 144 to 211, (5/8/03) 119 to 172, & (5/9/03) 1 to 134

**(5/6/03):**

- The south Lime Bin red connector located on 4th floor, west room (reading 149). See **Attachment I** for additional information.
- The orange vacuum line pipe located on the 4th floor (readings 160 to 162, & 200). See **Attachment I** for additional information.
- The gray boiler located on the 4th floor, east room (readings 165 &166). See **Attachment I** for additional information.
- The red fuel tank & associated pipe located on the 4th floor, east room (readings 173 to 175). See **Attachment I** for additional information.
- The gray #1 & #2 furnace located on the 4th floor, east room (readings 176, 187, & 190). See **Attachment I** for additional information.
- The black #1 furnace hopper support located on the 4th floor, east room (reading 183). See **Attachment I** for additional information.
- The gray #1 & #2 furnace decking located on the 4th floor, east room (readings 188 & 191). See **Attachment I** for additional information.
- The gray/black #1 & #2 furnace I-beam supports located on the 4th floor, east room (readings 189, 192, & 193). See **Attachment I** for additional information.

**(5/8/03):**

- The red fuel oil pipe located on the 3rd floor, middle room, along the north wall (reading 119). See **Attachment** for additional information.
- The orange vacuum line pipe located on the 3rd floor (readings 122 & 157). See **Attachment I** for additional information.
- The gray #2 furnace located on the 3rd floor, middle room (reading 124). See **Attachment** for additional information.
- The orange effluent pipe valve wheel located on the 3rd floor, middle room (readings 139 & 148). See **Attachment I** for additional information.

- The silver #1 furnace located on the 3rd floor, middle room (reading 142). See **Attachment I** for additional information.

- The orange pipe flanges located on the 3rd floor, west room (reading 160). See **Attachment I** for additional information.

- The yellow overhead crane & crane support I-beams located on the 3rd floor, east room (readings 166 to 168). See **Attachment I** for additional information.

- The Aqua T26 & T27 motor & pump located on the 3rd floor, east room (readings 171 & 172). See **Attachment I** for additional information.

**(5/9/03):**

- The orange vacuum line pipe located on the 2nd & 3rd floors (readings 1 & 32). See **Attachment I** for additional information.

- The silver #2 incinerator located on the 2nd floor (readings 18 to 20). See **Attachment I** for additional information.

- The orange pipe flanges located on the 2nd & 3rd floors (readings 22, 91, & 105). See **Attachment** I for additional information.

- The black afterburner support located on the 2nd floor (reading 24). See **Attachment I** for additional information.

- The green transfer pump located on the 1st floor, west room (reading 35). See **Attachment I** for additional information.

- The green hopper base located on the 1st floor, west room (reading 40). See **Attachment I** for additional information.

- The silver pump pipe, pump pipe valve, pump pipe valve wheel located on the 1st floor, west room (readings 52 to 55). See **Attachment I** for additional information.

- The gray compressor fan cage located on the 1st floor, middle room (reading 75). See **Attachment I** for additional information.

- The large black pipe located on the 1st floor, middle room (reading 77). See **Attachment I** for additional information.

- The silver #2 furnace belt guard located on the 1st floor, middle room (reading 81). See **Attachment I** for additional information.

- The silver #2 furnace located on the 1st floor, middle room (reading 83). See **Attachment I** for additional information.

- The green control box located on the 1st floor, middle room (reading 84). See **Attachment I** for additional information.

- The silver #1 furnace I-beam support located on the 1st floor, middle room (reading 90). See **Attachment I** for additional information.

- The green T18, T19, T10, T9, T8, & T7 pumps & pump shafts located on the 1st floor, east room (readings 11 &112). See **Attachment I** for additional information.

### 3.9 Lime Sludge Thickeners

**Asbestos Containing Materials** – The suspect asbestos materials observed and sampled at this facility were pipe insulation, exhaust duct flex connector, built-up roofing and roof flashing.

- All roof flashing is asbestos containing (see sample #59-58). There is approximately 100 linear feet of this non-friable material, which is in good condition.

- The black covering on the two exterior effluent pipes is asbestos containing (see sample #56-19). There is approximately 30 linear feet of this non-friable, asphalt-type covering.

No other suspect asbestos materials were discovered with this facility. If additional suspect materials are discovered as the result of renovation or demolition, such materials must be analyzed for asbestos content before being disturbed.

**Lead-based Paint** – XRF Readings (5/6/03) 103 to 143

- The silver PEW pipe located in the tunnel under the Lime Sludge Thickeners (reading 134). See **Attachment I** for additional information.

### 3.10 Second Step Recarbonation Tanks

**Asbestos Containing Materials** – No suspect asbestos materials were discovered with this facility. If suspect materials are discovered as the result of renovation or demolition, such materials must be analyzed for asbestos content before being disturbed.

**Lead-based Paint** – Inspected as part of the 2nd Step Lime Reactor Tanks.

## 3.11 Blower Building

**Asbestos Containing Materials** – The suspect asbestos materials observed and sampled at this facility were floor tile, ceiling tile, drain insulation, door caulk and window caulk.

- The 12-inch floor tile located in the Sound Room is asbestos containing (see sample #55-1). There is approximately 100 square feet of this non-friable material, which is in good condition.

- The 12-inch floor tile located in the DC-2 Room is asbestos containing (see sample #55-2). There is approximately 1,200 square feet of this non-friable material, which is in good condition.

Refer to **Attachment II** and drawing **DWG-6** for additional information.

All other sampled materials tested negative for asbestos content. Only materials that were visible and physically accessible were sampled. If additional suspect materials are discovered as the result of renovation or demolition, such materials must be analyzed for asbestos content before being disturbed.

**Lead-based Paint** – XRF Readings (5/5/03) 1 to 105

- The beige air handler door components (door, door casing, door-jamb) located in Room 1 (readings 5 to 10, 26, 27, 31, &32). See **Attachment I** and drawings **DWG-6** and **DWG-7** for additional information.

- The yellow overhead I-beam located in Room 1 (readings 24). See **Attachment I** for additional information.

- The gray #2 blower motor housing located in Room 2 (readings 48). See **Attachment I** for additional information.

- The gray main control panel located in Room 2 (readings 60). See **Attachment I** for additional information.

- The silver overhead I-beam located in Room 2 (readings 61). See **Attachment I** for additional information.

- All the orange pipe flanges located in basement (readings 99 & 100). See **Attachment I** and drawings **DWG-6** and **DWG-7** for additional information.

## 3.12 Secondary Service Pump Station

**Asbestos Containing Materials** – No suspect asbestos materials were discovered with this facility. If suspect materials are discovered as the result of renovation or demolition, such materials must be analyzed for asbestos content before being disturbed.

**Lead-based Paint** – XRF Readings (5/5/03) 162 to 213

- The blue pipe located in Room 1 (reading 172). See **Attachment I** for additional information.
- The catwalk & catwalk railing located in Room 1 (readings 181 & 182). See **Attachment I** for additional information.
- The #1 & #2 tank & associated ladder located in Room 1 (readings 183 to 185). See **Attachment I** for additional information.
- The white ceiling I-beams located in Room 1 (reading 172). See **Attachment I** for additional information.
- The white doorjamb located in the Basement (reading 188). See **Attachment I** for additional information.

## 3.13 Activated Sludge Pump Station

**Asbestos Containing Materials** – The suspect asbestos materials observed and sampled at this facility included pipe penetration putty and gasket material. No ACM was identified. If additional suspect materials are discovered as the result of renovation or demolition, such materials must be analyzed for asbestos content before being disturbed.

**Lead-based Paint** – XRF Readings (5/5/03) 214 to 238

- The stair railing located in Room 1 (reading 228). See **Attachment I** and drawing **DWG-8** for additional information.
- The yellow #4 pump decking (reading 238). See **Attachment I** and drawing **DWG-8** for additional information.

## 3.14 Secondary Effluent Pump Station

**Asbestos Containing Materials** – No suspect asbestos materials were discovered with this facility. If suspect materials are discovered as the result of renovation or demolition, such materials must be analyzed for asbestos content before being disturbed.

**Lead-based Paint** – XRF Readings (5/13/03) 157 to 175

- The two gray gate valves located in Room 1 (reading 162). See **Attachment I** for additional information.

- The silver pump shaft housing (reading 168). See **Attachment I** for additional information.

- The yellow overhead hoist I-beam (reading 174). See **Attachment I** for additional information.

## 3.15 Activated Sludge Aeration Tanks & Associated Channels

**Asbestos Containing Materials** – No suspect asbestos materials were discovered with this facility. If suspect materials are discovered as the result of renovation or demolition, such materials must be analyzed for asbestos content before being disturbed.

**Lead-based Paint** – XRF Readings (5/5/03) 106 to 161

- The green return gates for Aeration Tanks No. 1 and 2 located outside (readings 110 and 112). See **Attachment** I and drawing **DWG-9** for additional information.
- The gray sludge pipe & pipe flange located in the Mixed Liquor Metering Room (readings 124, 125, 129, & 130). See **Attachment I** and drawing **DWG-10** for additional information.

- The orange blower pipe flanges located in the Aeration Gallery Room (readings 137, 138, & 140). See **Attachment I** and drawing **DWG-10** for additional information.

- The gray drainpipe flange located in the Aeration Gallery Room (reading 144). See **Attachment I** and drawing **DWG-10** for additional information.

- The blue PEW pipe located in the Aeration Gallery Room (reading 148). See **Attachment I** and drawing **DWG-10** for additional information.

- The spray water pipe flange located in the Aeration Gallery Room (reading 149). See **Attachment I** and drawing **DWG-10** for additional information.

## 3.16 Secondary Clarifiers

**Asbestos Containing Materials** – No suspect asbestos materials were discovered with this facility. If suspect materials are discovered as the result of renovation or demolition, such materials must be analyzed for asbestos content before being disturbed.

**Lead-based Paint** – XRF Readings (5/14/03) 1 to 16

- No lead-based paint is associated with this facility.

## 3.17 Primary Clarifiers and Associated Channels

**Asbestos Containing Materials** – No suspect asbestos materials were discovered with this facility. If suspect materials are discovered as the result of renovation or demolition, such materials must be analyzed for asbestos content before being disturbed.

**Lead-based Paint** – XRF Readings (5/15/03) 101 to 178

- All the orange clarifier motor chain guards located outside (readings 101 to 104 & 124 to 125). See **Attachment I** for additional information.

- The orange clarifier #5 & #1 drive shaft located outside (readings 105 &127). See **Attachment I** for additional information.

- The gray foul air pipe & pipe vent from Blower #6 located outside (readings 133 &134). See **Attachment I** for additional information.

- The red stair components (tread, riser, stringer) located in the Primary Pump Room #7 sub-level (readings 176 to 178). See **Attachment I** for additional information.

## 3.18 Preliminary Treatment Building

**Asbestos Containing Materials** – The suspect asbestos materials observed and sampled at this facility were floor tile and ceiling tile.

Refer to **Attachment II** and drawing **DWG-11** for additional information.

All sampled materials tested negative for asbestos content. Only materials that were visible and physically accessible were sampled. If additional suspect materials are discovered as the result of renovation or demolition, such materials must be analyzed for asbestos content before being disturbed.

**Lead-based Paint** – XRF Readings (5/16/03) 1 to 95

- The yellow #1 Hypo Tank, and ladders associated with Polymer Tanks #1 through #3 located in the Polymer/Hypoclorite Room (readings 6 to 10). See **Attachment I** for additional information.

- The beige foul air pipes located in the Polymer/Hypoclorite Room (readings 14 to 16). See **Attachment I** for additional information.

- The yellow eye wash station pipe located in the Polymer/Hypoclorite Room (reading 19). See **Attachment I** for additional information.

- The beige foul air pipes located in the Screening Room (readings 52 & 60). See **Attachment I** for additional information.

- The black roof drainpipe located in the Screening Room & #3 Stairwell (readings 64 & 72). See **Attachment I** for additional information.

## 3.19 Electrical Substations

**Asbestos Containing Materials** – No suspect asbestos materials were discovered with these facilities. If suspect materials are discovered as the result of renovation or demolition, such materials must be analyzed for asbestos content before being disturbed.

**Lead-Based Paint** – XRF Readings (5/13/03) 142 to 145 & (5/14/03) 32 to 38

No lead-based paint is associated with these facilities.

## 3.20 Maintenance & Storage Building

**Asbestos Containing Materials** – The suspect asbestos materials observed and sampled at this facility were structural steel coating, floor tile, duct seam sealant, fiberglass end sealant and boiler exhaust insulation.

Refer to **Attachment II** and drawing **DWG-12** for additional information.

All sampled materials tested negative for asbestos content. Only materials that were visible and physically accessible were sampled. If additional suspect materials are discovered as the result of renovation or demolition, such materials must be analyzed for asbestos content before being disturbed.

**Lead-based Paint** – XRF Readings (5/15/03) 1 to 101

- The orange column corner guards located in the 1st floor warehouse (reading 80). See **Attachment I** and drawing **DWG-12** for additional information.

- The orange protective poles located outside (readings 94, 97, 99, & 101). See **Attachment I** and drawing **DWG-12** for additional information.

## 3.21 Metal Warehouse Building

**Asbestos Containing Materials** – No suspect asbestos materials were discovered with this facility. If suspect materials are discovered as the result of renovation or demolition, such materials must be analyzed for asbestos content before being disturbed.

**Lead-based Paint** – XRF Readings (5/14/03) 17 to 31

- No lead-based paint is associated with this facility.

## 3.22 Sludge Processing Building

**Asbestos Containing Materials** – No suspect asbestos materials were discovered with this facility. If suspect materials are discovered as the result of renovation or demolition, such materials must be analyzed for asbestos content before being disturbed.

**Lead-based Paint** – XRF Readings (5/14/03) 39 to 63

- The orange #1 & #2 bag separators & associated piping (readings 56 to 58). See **Attachment I** for additional information.

## 3.23 Donaldson Pumping Station

**Asbestos Containing Materials** – The suspect asbestos materials observed and sampled at this facility were diesel exhaust insulation, plaster, pipe elbow insulation, drop ceiling tile, ceiling tile and ceiling tile glue.

- The pipe elbow insulation (1 elbow) located on pipe in the toilet stall is asbestos containing (see sample #58-48). This friable material was found to be in poor condition.

Refer to **Attachment II** and **Attachment III** sample location diagram for additional information.

All other sampled materials tested negative for asbestos content. Only materials that were visible and physically accessible were sampled. If additional suspect materials are discovered as the result of renovation or demolition, such materials must be analyzed for asbestos content before being disturbed.

**Lead-based Paint** – XRF Readings (5/8/03) 1 to 62

- The exhaust duct located in Room 2 (reading 20). See **Attachment I** for additional information.

- The orange & silver ceiling I-beam located in Room 1 # 3 (readings 58 & 59). See **Attachment I** for additional information.

## 3.24 Gulf Run Pumping Station

**Asbestos Containing Materials** – The suspect asbestos materials observed and sampled at this facility were diesel exhaust insulation, pipe elbow insulation, ceiling tile and ceiling tile glue.

- The ceiling tile glue located in Room 1 is asbestos containing (see sample #57-36). There is approximately 350 square feet of this non-friable material above the present drop ceiling.

Refer to **Attachment II** and **Attachment III** sample location diagram for additional information.

All other sampled materials tested negative for asbestos content. Only materials that were visible and physically accessible were sampled. If additional suspect materials are discovered as the result of renovation or demolition, such materials must be analyzed for asbestos content before being disturbed.

**Lead-based Paint** – XRF Readings (5/7/03) 108 to 165

- The yellow hoist I-beam located in Rooms 1 & 2 (readings 139 & 161). See **Attachment I** for additional information.

## 3.25 Kirkwood Pumping Station

**Asbestos Containing Materials** – No suspect asbestos materials were discovered with this facility. If suspect materials are discovered as the result of renovation or demolition, such materials must be analyzed for asbestos content before being disturbed.

**Lead-based Paint** – XRF Readings (5/7/03) 314 to 399

- The green hoist I-beam located in Room 1 (reading 319). See **Attachment I** for additional information.

- The gray motors located in Room 1 (readings 328 to 331). See **Attachment I** for additional information.

- The beige hoist I-beam located in Room 1 (reading 349). See **Attachment I** for additional information.

## 3.26 Windy Run Pumping Station

**Asbestos Containing Materials** – The suspect asbestos materials observed and sampled at this facility were diesel exhaust insulation, window glazing, duct flex connector and ceiling plaster.

- The two cloth flex duct connectors located in Room 3 are asbestos containing (see sample #57-42). This non-friable material was found to be in good condition.

Refer to **Attachment II** and **Attachment III** sample location diagram for additional information.

All other sampled materials tested negative for asbestos content. Only materials that were visible and physically accessible were sampled. If additional suspect materials are discovered as the result of renovation or demolition, such materials must be analyzed for asbestos content before being disturbed.

**Lead-based Paint** – XRF Readings (5/7/03) 186 to 264

- The two silver I-beam hanger located in Room 1 (reading 197). See **Attachment I** for additional information.
- The yellow main pipe located in the basement (readings 230 to 234). See **Attachment I** for additional information.
- The gray sump pump pipe located in the basement (reading 242). See **Attachment I** for additional information.
- The door & doorjamb located is Room 3, side B (readings 245 & 246). See **Attachment I** for additional information.
- The orange valve wheels located is Room 3 (readings 254 to 256). See **Attachment I** for additional information.
- The doorjamb located outside, side B (reading 263). See **Attachment I** for additional information.

## 3.27 Roaches Run Pumping Station

**Asbestos Containing Materials** – No suspect asbestos materials were discovered with this facility. If suspect materials are discovered as the result of renovation or demolition, such materials must be analyzed for asbestos content before being disturbed.

**Lead-based Paint** – XRF Readings (5/7/03) 33 to 107

- The door casing located in Room 1 (reading 34). See **Attachment I** for additional information.
- The beige valve wheels located in Room 1 (readings 41 & 43). See **Attachment I** for additional information.
- The red hoist I-beam located in Room 1 (reading 47). See **Attachment I** for additional information.
- The gray motors located in Room 2 (readings 56 to 59). See **Attachment I** for additional information.
- The blue water tank & associate piping located in Room 2 (readings 63 to 64). See **Attachment I** for additional information.
- The blue drainpipe located in Room 2 (reading 70). See **Attachment I** for additional information.
- The beige main pipe located in Basement (readings 92 to 95). See **Attachment I** for additional information.
- The orange valve wheels located in Basement (reading 96). See **Attachment I** for additional information.
- The gray pump & pump support located in Basement (readings 97 & 102). See **Attachment I** for additional information.
- The doorjamb located outside, side A (reading 107). See **Attachment I** and **Attachment III** sample location diagram for additional information.

## 3.28 Dover Run Pumping Station

**Asbestos Containing Materials** – The suspect asbestos material observed and sampled at this facility was ceiling panels.

Refer to **Attachment II** and **Attachment III** sample location diagram for additional information.

The sampled material tested negative for asbestos content. Only materials that were visible and physically accessible were sampled. If additional suspect materials are discovered as the result of renovation or demolition, such materials must be analyzed for asbestos content before being disturbed.

**Lead-based Paint** – XRF Readings (5/7/03) 186 to 264

- The beige main pipe located in Room 3 (readings 296 & 297). See **Attachment I** for additional information.
- The door located outside, side A (reading 308). See **Attachment I** and **Attachment III** sample location diagram for additional information.
- The upper exterior trim (reading 312). See **Attachment I** for additional information.

## 3.29 National Center Ejector Station

**Asbestos Containing Materials** – The suspect asbestos materials observed and sampled at this facility were diesel exhaust insulation and diesel exhaust elbow insulation.

Refer to **Attachment II** and **Attachment III** sample location diagram for additional information.

All sampled materials tested negative for asbestos content. Only materials that were visible and physically accessible were sampled. If additional suspect materials are discovered as the result of renovation or demolition, such materials must be analyzed for asbestos content before being disturbed.

**Lead-based Paint** – XRF Readings (5/7/03) 1 to 31

- No lead-based paint associated with this facility.

## 3.30 Riverwood Ejector Station

**Asbestos Containing Materials** – No suspect asbestos materials were discovered with this facility. If suspect materials are discovered as the result of renovation or demolition, such materials must be analyzed for asbestos content before being disturbed.

**Lead-based Paint** – XRF Readings (5/8/03) 91 to 105

- No lead-based paint is associated with this facility.

## 3.31 River Estates Ejector Station

**Asbestos Containing Materials** – No suspect asbestos materials were discovered with this facility. If suspect materials are discovered as the result of renovation or demolition, such materials must be analyzed for asbestos content before being disturbed.

**Lead-based Paint** – XRF Readings (5/8/03) 63 to 77

- No lead-based paint is associated with this facility.

## 3.32 Marcy Creek Pumping Station

**Asbestos Containing Materials** – No suspect asbestos materials were discovered with this facility. If suspect materials are discovered as the result of renovation or demolition, such materials must be analyzed for asbestos content before being disturbed.

**Lead-based Paint** – XRF Readings (5/8/03) 79 to 90

- No lead-based paint is associated with this facility.

## 3.33 River Crest Pumping Station

**Asbestos Containing Materials** – No suspect asbestos materials were discovered with this facility. If suspect materials are discovered as the result of renovation or demolition, such materials must be analyzed for asbestos content before being disturbed.

**Lead-based Paint** – XRF Readings (5/7/03) 166 to 185

- The green vent pipe located outside (reading 167). See **Attachment I** and **Attachment III** sample location diagram for additional information.

- The green fuse box & associated pole (readings 168 & 169). See **Attachment I** and **Attachment III** sample location diagram for additional information.

## 3.34 Palisades Pumping Station

**Asbestos Containing Materials** – No suspect asbestos materials were discovered with this facility. If suspect materials are discovered as the result of renovation or demolition, such materials must be analyzed for asbestos content before being disturbed.

**Lead-based Paint** – XRF Readings (5/8/03) 107 to 118

- The green ladder leading to the sub-level (reading 107). See **Attachment I** for additional information.

- The green walls located in the sub-level (reading 108). See **Attachment I** for additional information.

- The green main pipe located in the sub-level (readings 109 &110). See **Attachment I** for additional information.

- The orange electrical panel located in the sub-level (reading 117). See **Attachment I** for additional information.

## 4.0 CONCLUSIONS

### 4.1 Asbestos Containing Materials

Of 81 bulk asbestos samples analyzed, 17 were found to contain asbestos. Chrysotile was the only type of asbestos encountered, and percentages contained in the samples ranged from 2% to 70% by weight. The definition of an asbestos containing material is any material containing asbestos greater than 1% by weight. The majority of the samples determined to contain asbestos were collected from the roof flashing material of buildings to be demolished. The remaining materials found to contain asbestos consisted of a small number of vinyl floor tiles, pipe coverings, flexible ventilation duct connectors, and ceiling tile adhesives. See **Attachment IV** for a complete listing of these asbestos containing materials.

### 4.2 Lead-based Paint

Lead-based paint is defined as any paint, varnish, shellac or other coating that contains lead equal to or greater than 1.0 mg/cm$^2$ as measured by XRF. Of a total of 1,921 XRF (lead content) readings recorded during this inspection, there were 253 readings that indicated a level of lead greater than 1.0 mg/cm$^2$, and 50 XRF readings that indicated a lead content of greater than 5 mg/cm$^2$. The majority of readings fell in the 1.3 mg/cm$^2$ to 2.5 mg/cm$^2$ range. A complete listing of the components analyzed for lead-based paint and their associated locations is included in **Attachment I, XRF Lead Results**. The XRF values appear in column PbL of **Attachment I**, and are presented in milligrams per square centimeter (mg/ cm$^2$). Readings greater than 1.0 mg/cm$^2$ are highlighted.

# ATTACHMENT I

XRF Lead Results

# XRF READINGS

(05/05/03)

Asbestos Lead-based
Paint Inspection
Arlington County Water Pollution Control Plant
May 2003

| Site | XLNo | Date | Time | Floor | Room | Room# | Side | Structure | Str# | Feature | Fea# | Substrate | Color | PbL | Plus/Minus |
|---|---|---|---|---|---|---|---|---|---|---|---|---|---|---|---|
| Blower Bldg. | 1 | 05/05/03 | 7:51:39 | 1 | Room | 1 | | Wall | | Wall | | Concr | Unknown | 0 | 0.1 |
| Blower Bldg. | 2 | 05/05/03 | 7:52:20 | 1 | Room | 1 | A | Wall | | Midle Wall | | Concrte | Unknown | 0.01 | 0.1 |
| Blower Bldg. | 3 | 05/05/03 | 7:52:56 | 1 | Room | 1 | D | Drain | | Pipe | | Metal | Black | 0 | 0.1 |
| Blower Bldg. | 4 | 05/05/03 | 7:55:57 | 1 | Room | 1 | B | Wall | | Midle Wall | | Concrte | Unknown | 0 | 0.1 |
| Blower Bldg. | 5 | 05/05/03 | 7:56:13 | 1 | Room | 1 | Air Handler | Door | | Door | | Metal | Beige | 5.09 | 0.1 |
| Blower Bldg. | 6 | 05/05/03 | 7:56:41 | 1 | Room | 1 | Air Handler | Door | | Casing | Rht | Metal | Beige | 3.22 | 0.1 |
| Blower Bldg. | 7 | 05/05/03 | 7:57:05 | 1 | Room | 1 | Air Handler | Door | | Jamb | Rht | Metal | Beige | 2.81 | 0.1 |
| Blower Bldg. | 8 | 05/05/03 | 7:58:06 | 1 | Room | 1 | Air Handler | Door | | Door | | Metal | Beige | 2.13 | 0.1 |
| Blower Bldg. | 9 | 05/05/03 | 7:58:40 | 1 | Room | 1 | Air Handler | Door | | Casing | Lft | Metal | Beige | 3.35 | 0.1 |
| Blower Bldg. | 10 | 05/05/03 | 7:59:01 | 1 | Room | 1 | Air Han | Door | | Jamb | Lft | Metal | Beige | 3.89 | 0.1 |
| Blower Bldg. | 11 | 05/05/03 | 8:00:12 | 1 | Room | 1 | C | Wall | | Midle Wall | | Concrte | Unknown | 0 | 0.1 |
| Blower Bldg. | 12 | 05/05/03 | 8:06:32 | 1 | Room | 1 | | Ladder | | | | Metal | Black | 0.01 | 0.1 |
| Blower Bldg. | 13 | 05/05/03 | 8:07:05 | 1 | Room | 1 | | Compressor | | Tank | | Metal | Green | 0.38 | 0.1 |
| Blower Bldg. | 14 | 05/05/03 | 8:07:34 | 1 | Room | 1 | | Valve Stem | | | | Metal | Black | 0.03 | 0.1 |
| Blower Bldg. | 15 | 05/05/03 | 8:07:50 | 1 | Room | 1 | | Valve | | Wheel | | Metal | Red | 0.2 | 0.1 |
| Blower Bldg. | 16 | 05/05/03 | 8:08:18 | 1 | Room | 1 | | Blower Motor | #6 | Housing | | Metal | Grey | 0.08 | 0.1 |
| Blower Bldg. | 17 | 05/05/03 | 8:08:29 | 1 | Room | 1 | | Blower Motor | #6 | Housing | | Metal | Grey | 0.12 | 0.1 |
| Blower Bldg. | 18 | 05/05/03 | 8:08:46 | 1 | Room | 1 | | Blower | #6 | Air Pipe | | Metal | Green | 0.18 | 0.1 |
| Blower Bldg. | 19 | 05/05/03 | 8:09:10 | 1 | Room | 1 | | Blower | #6 | Control Panel | | Metal | Grey | 0 | 0.1 |
| Blower Bldg. | 20 | 05/05/03 | 8:09:38 | 1 | Room | 1 | | Blower Motor | #5 | Housing | | Metal | Grey | 0.01 | 0.1 |
| Blower Bldg. | 21 | 05/05/03 | 8:09:52 | 1 | Room | 1 | | Blower Motor | #5 | Housing | | Metal | Grey | 0.04 | 0.1 |
| Blower Bldg. | 22 | 05/05/03 | 8:10:10 | 1 | Room | 1 | | Blower | #5 | Air Pipe | | Metal | Green | 0.19 | 0.1 |
| Blower Bldg. | 23 | 05/05/03 | 8:10:26 | 1 | Room | 1 | | Blower | #5 | Control Panel | | Metal | Grey | 0 | 0.1 |
| Blower Bldg. | 24 | 05/05/03 | 8:11:26 | 1 | Room | 1 | | Overhead | | I-beam | | Metal | Yellow | 2.13 | 0.1 |
| Blower Bldg. | 25 | 05/05/03 | 8:11:39 | 1 | Room | 1 | | Overhead | | I-beam | | Metal | Silver | 0.2 | 0.1 |
| Blower Bldg. | 26 | 05/05/03 | 8:14:56 | 1 | Room | 1 | Air Handler | Door | | Door | | Metal | Beige | 1.8 | 0.1 |
| Blower Bldg. | 27 | 05/05/03 | 8:15:11 | 1 | Room | 1 | Air Han | Door | | Jamb | Rht | Metal | Beige | 1.32 | 0.1 |
| Blower Bldg. | 28 | 05/05/03 | 8:15:32 | 1 | Room | 1 | Air Han | Wall | | Midle Wall | | Concr | Beige | 0 | 0.1 |
| Blower Bldg. | 29 | 05/05/03 | 8:15:52 | 1 | Room | 1 | Air Han | Wall | | Midle Wall | | Metal | Beige | 0.03 | 0.1 |
| Blower Bldg. | 30 | 05/05/03 | 8:22:04 | 1 | Room | 1 | Air Han | Ceiling | | | | Metal | Beige | 0.02 | 0.1 |
| Blower Bldg. | 31 | 05/05/03 | 8:22:45 | 1 | Room | 1 | Air Handler | Door | | Door | | Metal | Beige | 1.57 | 0.1 |
| Blower Bldg. | 32 | 05/05/03 | 8:23:00 | 1 | Room | 1 | Air Han | Door | | Jamb | Lft | Metal | Beige | 1.6 | 0.1 |
| Blower Bldg. | 33 | 05/05/03 | 8:23:18 | 1 | Room | 1 | Air Handler | Wall | | Midle Wall | | Concrte | Beige | 0.01 | 0.1 |
| Blower Bldg. | 34 | 05/05/03 | 8:23:39 | 1 | Room | 1 | Air Handler | Ceiling | | Midle Wall | | Concrte | Beige | 0 | 0.1 |
| Blower Bldg. | 35 | 05/05/03 | 8:26:11 | 1 | Room | 2 | A | Wall | | Midle Wall | | Concrte | Unknown | 0 | 0.1 |
| Blower Bldg. | 36 | 05/05/03 | 8:26:25 | 1 | Room | 2 | A | Wall | | Midle Wall | | Concrte | Unknown | 0 | 0.1 |
| Blower Bldg. | 37 | 05/05/03 | 8:26:41 | 1 | Room | 2 | A | Door | | Door | | Metal | Unknown | 0.01 | 0.1 |
| Blower Bldg. | 38 | 05/05/03 | 8:26:57 | 1 | Room | 2 | A | Door | | Jamb | Lft | Metal | Unknown | 0.01 | 0.1 |
| Blower Bldg. | 39 | 05/05/03 | 8:27:32 | 1 | Room | 2 | B | Door | | Jamb | Lft | Concrte | Unknown | 0.02 | 0.1 |
| Blower Bldg. | 40 | 05/05/03 | 8:28:07 | 1 | Room | 2 | C | Door | | Jamb | Lft | Concrte | Unknown | 0.11 | 0.1 |
| Blower Bldg. | 41 | 05/05/03 | 8:28:46 | 1 | Room | 2 | D | Door | | Door | | Metal | Unknown | 0 | 0.1 |
| Blower Bldg. | 42 | 05/05/03 | 8:29:00 | 1 | Room | 2 | D | Door | | Jamb | Lft | Metal | Unknown | 0 | 0.1 |
| Blower Bldg. | 43 | 05/05/03 | 8:29:19 | 1 | Room | 2 | D | Door | | Door | | Metal | Unknown | 0.01 | 0.1 |
| Blower Bldg. | 44 | 05/05/03 | 8:29:32 | 1 | Room | 2 | D | Door | | Jamb | Lft | Metal | Unknown | 0.01 | 0.1 |
| Blower Bldg. | 45 | 05/05/03 | 8:37:33 | 1 | Room | 2 | | Blower Motor | #1 | Housing | | Metal | Grey | 0.08 | 0.1 |
| Blower Bldg. | 46 | 05/05/03 | 8:37:48 | 1 | Room | 2 | | Blower | | Air Pipe | | Metal | Green | 0.04 | 0.1 |
| Blower Bldg. | 47 | 05/05/03 | 8:38:02 | 1 | Room | 2 | | Blower Motor | | Control Panel | | Metal | Grey | 0 | 0.1 |
| Blower Bldg. | 48 | 05/05/03 | 8:38:20 | 1 | Room | 2 | | Blower Motor | #2 | Housing | | Metal | Grey | 1.33 | 0.1 |
| Blower Bldg. | 49 | 05/05/03 | 8:38:44 | 1 | Room | 2 | | Blower Motor | | Support | | Metal | Green | 0.18 | 0.1 |
| Blower Bldg. | 50 | 05/05/03 | 8:39:00 | 1 | Room | 2 | | Blower | | Air Pipe | | Metal | Green | 0.35 | 0.1 |
| Blower Bldg. | 51 | 05/05/03 | 8:39:32 | 1 | Room | 2 | | Blower Motor | #3 | Housing | | Metal | Grey | 0.01 | 0.1 |
| Blower Bldg. | 52 | 05/05/03 | 8:39:48 | 1 | Room | 2 | | Blower Motor | | Support | | Metal | Green | 0.29 | 0.1 |
| Blower Bldg. | 53 | 05/05/03 | 8:40:02 | 1 | Room | 2 | | Blower | | Air Pipe | | Metal | Green | 0.01 | 0.1 |
| Blower Bldg. | 54 | 05/05/03 | 8:40:29 | 1 | Room | 2 | | Blower Motor | #4 | Housing | | Metal | Grey | 0 | 0.1 |
| Blower Bldg. | 55 | 05/05/03 | 8:40:40 | 1 | Room | 2 | | Blower Motor | | Support | | Metal | Green | 0.06 | 0.1 |
| Blower Bldg. | 56 | 05/05/03 | 8:40:53 | 1 | Room | 2 | | Blower | | Air Pipe | | Metal | Green | 0.03 | 0.1 |

Asbestos Lead-based
Paint Inspection
Arlington County Water Pollution Control Plant
May 2003

| Site | XLNo | Date | Time | Floor | Room | Room# | Side | Structure | Str# | Feature | Fea# | Substrate | Color | PbL | Plus/Minus |
|---|---|---|---|---|---|---|---|---|---|---|---|---|---|---|---|
| Blower Bldg. | 57 | 05/05/03 | 8:41:13 | 1 | Room | 2 | | Blower Motor | | Control Panel | | Metal | Green | 0 | 0.1 |
| Blower Bldg. | 58 | 05/05/03 | 8:41:23 | 1 | Room | 2 | | Valve Stem | | | | Metal | Black | 0.04 | 0.1 |
| Blower Bldg. | 59 | 05/05/03 | 8:41:33 | 1 | Room | 2 | | Valve | | Wheel | | Metal | Red | 0 | 0.1 |
| Blower Bldg. | 60 | 05/05/03 | 8:41:52 | 1 | Room | 2 | A | Control | | Panel | | Metal | Grey | 1.17 | 0.1 |
| Blower Bldg. | 61 | 05/05/03 | 8:43:02 | 1 | Room | 2 | | Overhead | | I-beam | | Metal | Silver | 1.75 | 0.1 |
| Blower Bldg. | 62 | 05/05/03 | 8:44:16 | 1 | Room | 2 | | Hoist | | Assembly | | Metal | Grey | 0.06 | 0.1 |
| Blower Bldg. | 63 | 05/05/03 | 8:48:07 | 1 | Room | 2 | A | Window | | Stool | | Metal | Unknown | 0 | 0.1 |
| Blower Bldg. | 64 | 05/05/03 | 8:48:22 | 1 | Room | 2 | A | Wall | | Midle Wall | | Concrte | Unknown | 0 | 0.1 |
| Blower Bldg. | 65 | 05/05/03 | 8:48:39 | 1 | Room | 2 | | Ceiling | | | | Concr | Unknown | 0 | 0.1 |
| Blower Bldg. | 66 | 05/05/03 | 8:49:54 | 1 | Room | 2 | Air Handler | Door | | Door | | Metal | Unknown | 0 | 0.1 |
| Blower Bldg. | 67 | 05/05/03 | 8:50:08 | 1 | Room | 2 | Air Han | Door | | Jamb | Rht | Metal | Unknown | 0.01 | 0.1 |
| Blower Bldg. | 68 | 05/05/03 | 8:50:24 | 1 | Room | 2 | Air Handler | Wall | | Midle Wall | | Concrte | Unknown | 0.03 | 0.1 |
| Blower Bldg. | 69 | 05/05/03 | 8:50:45 | 1 | Room | 2 | Air Han | Ceiling | | | | Concr | Unknown | 0 | 0.1 |
| Blower Bldg. | 70 | 05/05/03 | 9:00:40 | 1 | Room | 3 | C | Door | | Door | | Metal | Unknown | 0.01 | 0.1 |
| Blower Bldg. | 71 | 05/05/03 | 9:00:56 | 1 | Room | 3 | C | Door | | Jamb | Lft | Metal | Unknown | 0.01 | 0.1 |
| Blower Bldg. | 72 | 05/05/03 | 9:01:11 | 1 | Room | 3 | C | Door | | Jamb | Lft | Concrte | Unknown | 0 | 0.1 |
| Blower Bldg. | 73 | 05/05/03 | 9:01:32 | 1 | Room | 3 | A | Door | | Jamb | Lft | Concrte | Unknown | 0 | 0.1 |
| Blower Bldg. | 74 | 05/05/03 | 9:01:57 | 1 | Room | 3 | B | Door | | Jamb | Lft | Concrte | Unknown | 0 | 0.1 |
| Blower Bldg. | 75 | 05/05/03 | 9:03:03 | 1 | Room | 3 | D | Door | | Door | | Metal | Unknown | 0.01 | 0.1 |
| Blower Bldg. | 76 | 05/05/03 | 9:03:18 | 1 | Room | 3 | D | Door | | Jamb | Lft | Metal | Unknown | 0.02 | 0.1 |
| Blower Bldg. | 77 | 05/05/03 | 9:06:28 | 1 | Room | 3 | | Electrical | | Panel | | Metal | Grey | 0.01 | 0.1 |
| Blower Bldg. | 78 | 05/05/03 | 9:06:43 | 1 | Room | 3 | | Electrical | | Panel | | Metal | Grey | 0 | 0.1 |
| Blower Bldg. | 79 | 05/05/03 | 9:07:00 | 1 | Room | 3 | | Electrical | | Panel | | Metal | Grey | 0.2 | 0.1 |
| Blower Bldg. | 80 | 05/05/03 | 9:07:14 | 1 | Room | 3 | | Electrical | | Panel | | Metal | Grey | 0.17 | 0.1 |
| Blower Bldg. | 81 | 05/05/03 | 9:10:07 | 1 | Room | 3 | | Overhead | | I-beam | | Metal | Red | 0.02 | 0.1 |
| Blower Bldg. | 82 | 05/05/03 | 9:12:51 | 1 | Room | 1 | | Overhead | | I-beam | | Metal | Red | 0.02 | 0.1 |
| Blower Bldg. | 83 | 05/05/03 | 9:15:13 | Basement | Room | 1 | A | Wall | | Midle Wall | | Concrte | Unknown | 0 | 0.1 |
| Blower Bldg. | 84 | 05/05/03 | 9:15:38 | Basement | Room | 1 | | Blower | | Pipe | | Metal | Green | 0.21 | 0.1 |
| Blower Bldg. | 85 | 05/05/03 | 9:16:00 | Basement | Room | 1 | | Blower | | Pipe | | Concr | Green | 0 | 0.1 |
| Blower Bldg. | 86 | 05/05/03 | 9:16:24 | Basement | Room | 1 | | Blower | | Pipe Flange | | Metal | Green | 0.01 | 0.1 |
| Blower Bldg. | 87 | 05/05/03 | 9:17:05 | Basement | Room | 1 | | Blower | | Valve | | Metal | Red | 0 | 0.1 |
| Blower Bldg. | 88 | 05/05/03 | 9:17:35 | Basement | Room | 1 | | Electrical | | Box | | Metal | Grey | 0.02 | 0.1 |
| Blower Bldg. | 89 | 05/05/03 | 9:18:20 | Basement | Room | 1 | | Water | | Pipe | | Metal | Green | 0.07 | 0.1 |
| Blower Bldg. | 90 | 05/05/03 | 9:18:49 | Basement | Room | 1 | | Blower | | Pipe Flange | | Metal | Grey | 0.03 | 0.1 |
| Blower Bldg. | 91 | 05/05/03 | 9:19:48 | Basement | Room | 1 | C | Stairs | | Rail cap | | Metal | Unknown | 0.06 | 0.1 |
| Blower Bldg. | 92 | 05/05/03 | 9:20:36 | Basement | Room | 2 | A | Wall | | Midle Wall | | Concrte | Unknown | 0.21 | 0.1 |
| Blower Bldg. | 93 | 05/05/03 | 9:20:57 | Basement | Room | 2 | B | Wall | | Midle Wall | | Concrte | Unknown | 0.02 | 0.1 |
| Blower Bldg. | 94 | 05/05/03 | 9:21:16 | Basement | Room | 2 | | Ceiling | | | | Concr | Unknown | 0.03 | 0.1 |
| Blower Bldg. | 95 | 05/05/03 | 9:21:36 | Basement | Room | 2 | | Blower | | Pipe | | Metal | Green | 0 | 0.1 |
| Blower Bldg. | 96 | 05/05/03 | 9:21:58 | Basement | Room | 2 | C | Stairs | | Rail cap | | Metal | Unknown | 0.05 | 0.1 |
| Blower Bldg. | 97 | 05/05/03 | 9:22:27 | Basement | Room | 2 | | Fire Supress. | | Pipe | | Metal | Red | 0.08 | 0.1 |
| Blower Bldg. | 98 | 05/05/03 | 9:23:04 | Basement | Room | 2 | | Valve | | Housing | | Metal | Red | 0 | 0.1 |
| Blower Bldg. | 99 | 05/05/03 | 9:23:21 | Basement | Room | 2 | | Blower | | Pipe Flange | | Metal | Orange | 5.09 | 0.1 |
| Blower Bldg. | 100 | 05/05/03 | 9:23:48 | Basement | Room | 2 | | Blower | | Pipe Flange | | Metal | Orange | 2.45 | 0.1 |
| Blower Bldg. | 101 | 05/05/03 | 9:25:04 | Basement | Room | 2 | | Blower | | Muffler | | Metal | Green | 0 | 0.1 |
| Blower Bldg. | 102 | 05/05/03 | 9:26:21 | Basement | Room | 2 | | Air Compress. | | Tank | | Metal | Green | 0.07 | 0.1 |
| Blower Bldg. | 103 | 05/05/03 | 9:26:40 | Basement | Room | 2 | | Air Compress. | | Motor | | Metal | Green | 0.04 | 0.1 |
| Blower Bldg. | 104 | 05/05/03 | 9:27:08 | Basement | Room | 2 | | Blower | | Muffler | Supp | Metal | Orange | 0 | 0.1 |
| Blower Bldg. | 105 | 05/05/03 | 9:32:40 | Basement | | 1 | | Pipe | | | | Metal | Blue | 0.03 | 0.1 |
| Aeration Tank | 106 | 05/05/03 | 9:57:25 | 1 | Outside | 1 | | Mixer | | | | Metal | Unknown | 0 | 0.1 |
| Aeration Tank | 107 | 05/05/03 | 9:58:17 | 1 | Outside | 1 | | Slide Gate | | Operator | | Metal | Black | 0.02 | 0.1 |
| Aeration Tank | 108 | 05/05/03 | 10:00:15 | 1 | Outside | 1 | | Pipe | | | | Metal | Black | 0.01 | 0.1 |
| Aeration Tank | 109 | 05/05/03 | 10:01:46 | 1 | Outside | 1 | | Mixer Outlet | | Box | | Metal | Blue | 0.01 | 0.1 |
| Aeration Tank | 110 | 05/05/03 | 10:02:44 | 1 | Outside | 1 | | Return Gate | | Operator | | Metal | Green | 2.13 | 0.1 |
| Aeration Tank | 111 | 05/05/03 | 10:03:20 | 1 | Outside | 1 | | Return Gate | | Operator | | Metal | Green | 0.01 | 0.1 |
| Aeration Tank | 112 | 05/05/03 | 10:05:48 | 1 | Outside | 1 | | Return Gate | | Operator | | Metal | Green | 5.09 | 0.1 |

Asbestos Lead-based
Paint Inspection
Arlington County Water Pollution Control Plant
May 2003

| Site | XLNo | Date | Time | Floor | Room | Room# | Side | Structure | Str# | Feature | Fea# | Substrate | Color | PbL | Plus/Minus |
|---|---|---|---|---|---|---|---|---|---|---|---|---|---|---|---|
| Aeration Tank | 113 | 05/05/03 | 10:06:45 | 1 | Outside | 1 | | Return Gate | | Operator | | Metal | Green | 0.01 | 0.1 |
| Aeration Tank | 114 | 05/05/03 | 10:07:33 | 1 | Outside | 1 | | Return Gate | | Operator | | Metal | Green | 0.01 | 0.1 |
| Aeration Tank | 115 | 05/05/03 | 10:08:59 | 1 | Outside | 1 | | Slide Gate | | Operator | | Metal | Grey | 0 | 0.1 |
| Aeration Tank | 116 | 05/05/03 | 10:12:21 | 1 | Mixed Liquor Metering Statio | | | Stairs | | Rail cap | | Metal | Unknown | 0.04 | 0.1 |
| Aeration Tank | 117 | 05/05/03 | 10:12:37 | 1 | Mixed Liquor Metering Statio | | | Door | | Door | | Metal | Unknown | 0.03 | 0.1 |
| Aeration Tank | 118 | 05/05/03 | 10:13:03 | 1 | Mixed Liquor Metering | | | Door | | Jamb | Lft | Metal | Unknown | 0 | 0.1 |
| Aeration Tank | 119 | 05/05/03 | 10:13:42 | 1 | Mixed Liquor Metering Statio | | | Ceiling | | Jamb | | Concrte | Unknown | 0 | 0.1 |
| Aeration Tank | 120 | 05/05/03 | 10:14:32 | 1 | Mixed Liquor Metering Statio | | | Stairs | | Wall | | Concrte | Unknown | 0 | 0.1 |
| Aeration Tank | 121 | 05/05/03 | 10:14:48 | 1 | Mixed Liquor Metering Statio | | | Stairs | | Baseboard Ins | | Metal | Unknown | 0.7 | 0.1 |
| Aeration Tank | 122 | 05/05/03 | 10:15:05 | 1 | Mixed Liquor Metering | | | Stairs | | Tread | | Metal | Unknown | 0.09 | 0.1 |
| Aeration Tank | 123 | 05/05/03 | 10:15:24 | 1 | Mixed Liquor Metering Statio | | | Stairs | | Stringer | | Metal | Unknown | 0.67 | 0.1 |
| Aeration Tank | 124 | 05/05/03 | 10:17:30 | 1 | Mixed Liquor Metering | | | Sludge | | Pipe | | Metal | Grey | 4.47 | 0.1 |
| Aeration Tank | 125 | 05/05/03 | 10:17:55 | 1 | Mixed Liquor Metering | | | Sludge | | Pipe Flange | | Metal | Grey | 5.09 | 0.1 |
| Aeration Tank | 126 | 05/05/03 | 10:18:33 | 1 | Mixed Liquor Metering | | | Sludge | | Pipe Flange | | Metal | White | 0.17 | 0.1 |
| Aeration Tank | 127 | 05/05/03 | 10:18:55 | 1 | Mixed Liquor Metering | | | Sludge | | Pipe | | Metal | White | 0 | 0.1 |
| Aeration Tank | 128 | 05/05/03 | 10:19:22 | 1 | Mixed Liquor Metering | | | Sludge | | Pipe | | Metal | Grey | 0.43 | 0.1 |
| Aeration Tank | 129 | 05/05/03 | 10:19:40 | 1 | Mixed Liquor Metering | | | Sludge | | Pipe Flange | | Metal | Grey | 1.89 | 0.1 |
| Aeration Tank | 130 | 05/05/03 | 10:20:02 | 1 | Mixed Liquor Metering | | | Sludge | | Pipe | | Metal | Grey | 4.29 | 0.1 |
| Aeration Tank | 131 | 05/05/03 | 10:26:41 | 1 | East Entrance Building | | | Stairs | | Rail cap | | Metal | Unknown | 0.05 | 0.1 |
| Aeration Tank | 132 | 05/05/03 | 10:27:03 | 1 | East Entrance Building | | | Door | | Door | | Metal | Unknown | 0.01 | 0.1 |
| Aeration Tank | 133 | 05/05/03 | 10:27:17 | 1 | East Entrance Building | | | Door | | Jamb | Rht | Metal | Unknown | 0 | 0.1 |
| Aeration Tank | 134 | 05/05/03 | 10:28:51 | 1 | East Entrance Building | | | Stairs | | Wall | | Concrte | Unknown | 0 | 0.1 |
| Aeration Tank | 135 | 05/05/03 | 10:29:09 | 1 | East Entrance Building | | | Stairs | | Rail cap | | Metal | Unknown | 0.04 | 0.1 |
| Aeration Tank | 136 | 05/05/03 | 10:29:30 | 1 | East Entrance Buildin | | | Stairs | | Stringer | | Concr | Unknown | 0 | 0.1 |
| Aeration Tank | 137 | 05/05/03 | 10:30:33 | 1 | Aeration Gallery | | | Blower | | Pipe Flange | | Metal | Orange | 1.5 | 0.1 |
| Aeration Tank | 138 | 05/05/03 | 10:30:49 | 1 | Aeration Gallery | | | Blower | | Pipe Flange | | Metal | Orange | 1.46 | 0.1 |
| Aeration Tank | 139 | 05/05/03 | 10:31:34 | 1 | Aeration Gallery | | | Blower | | Pipe Valve | | Metal | Orange | 0.33 | 0.1 |
| Aeration Tank | 140 | 05/05/03 | 10:32:03 | 1 | Aeration Gallery | | | Blower | | Pipe Flange | | Metal | Orange | 3.86 | 0.1 |
| Aeration Tank | 141 | 05/05/03 | 10:32:52 | 1 | Aeration Gallery | | | Water | | Pipe | | Metal | Yellow | 0 | 0.1 |
| Aeration Tank | 142 | 05/05/03 | 10:33:09 | 1 | Aeration Gallery | | | Water | | Drain pipe | | Metal | Grey | 0 | 0.1 |
| Aeration Tank | 143 | 05/05/03 | 10:33:37 | 1 | Aeration Gallery | | S. Wall | Drain | | Pipe | | Metal | Grey | 1 | 0.1 |
| Aeration Tank | 144 | 05/05/03 | 10:34:02 | 1 | Aeration Gallery | | S. Wall | Drain | | Pipe Flange | | Metal | Grey | 3.4 | 0.1 |
| Aeration Tank | 145 | 05/05/03 | 10:34:48 | 1 | Aeration Gallery | | | Wall | | Midle Wall | | Concrte | Unknown | 0 | 0.1 |
| Aeration Tank | 146 | 05/05/03 | 10:35:12 | 1 | Aeration Gallery | | | Pipe | | Support | | Concr | White | 0 | 0.1 |
| Aeration Tank | 147 | 05/05/03 | 10:35:27 | 1 | Aeration Gallery | | | Pipe | | Support | | Metal | Orange | 0.54 | 0.1 |
| Aeration Tank | 148 | 05/05/03 | 10:36:12 | 1 | Aeration Gallery | | | PEW | | Pipe | | Metal | Blue | 2.21 | 0.1 |
| Aeration Tank | 149 | 05/05/03 | 10:36:48 | 1 | Aeration Gallery | | | Spray Water | | Pipe Flange | | Metal | Unknown | 4.32 | 0.1 |
| Aeration Tank | 150 | 05/05/03 | 10:37:28 | 1 | Aeration Gallery | | | Sludge | | Pipe | | Metal | Yellow | 0.01 | 0.1 |
| Aeration Tank | 151 | 05/05/03 | 10:37:52 | 1 | Aeration Gallery | | | Sludge | | Pipe Flange | | Metal | Yellow | 0 | 0.1 |
| Aeration Tank | 152 | 05/05/03 | 10:38:45 | 1 | Aeration Gallery | | | Wall | | Midle Wall | | Concr | Unknown | 0.01 | 0.1 |
| Aeration Tank | 153 | 05/05/03 | 10:40:58 | 1 | Aeration Gallery | | | PEW | | Pipe | | Metal | Unknown | 0.11 | 0.1 |
| Aeration Tank | 154 | 05/05/03 | 10:41:19 | 1 | Aeration Gallery | | | PEW | | Pipe Flange | | Metal | Unknown | 0.16 | 0.1 |
| Aeration Tank | 155 | 05/05/03 | 10:46:20 | 1 | Aeration Gallery | | | Blower | | Pipe | | Metal | Red | 0.06 | 0.1 |
| Aeration Tank | 156 | 05/05/03 | 10:53:45 | 1 | West Entrance Buildin | | | Stairs | | Wall | | Concr | Unknown | 0 | 0.1 |
| Aeration Tank | 157 | 05/05/03 | 10:54:00 | 1 | West Entrance Building | | | Stairs | | Rail cap | | Metal | Unknown | 0.05 | 0.1 |
| Aeration Tank | 158 | 05/05/03 | 10:54:19 | 1 | West Entrance Building | | | Stairs | | Stringer | | Concrte | Unknown | 0 | 0.1 |
| Aeration Tank | 159 | 05/05/03 | 10:55:09 | 1 | West Entrance Building | | | Door | | Jamb | Rht | Metal | Unknown | 0 | 0.1 |
| Aeration Tank | 160 | 05/05/03 | 10:55:24 | 1 | West Entrance Building | | | Door | | Door | | Metal | Unknown | 0.03 | 0.1 |
| Aeration Tank | 161 | 05/05/03 | 10:55:59 | 1 | West Entrance Building | | | Ceiling | | Door | | Concr | Unknown | 0.02 | 0.1 |
| Secondary Serv. Pump Station | 162 | 05/05/03 | 11:18:36 | 1 | Room | 1 | A | Door | | Door | | Metal | Unknown | 0.01 | 0.1 |
| Secondary Serv. Pump Station | 163 | 05/05/03 | 11:18:52 | 1 | Room | 1 | A | Door | | Jamb | Lft | Metal | Unknown | 0 | 0.1 |
| Secondary Serv. Pump Station | 164 | 05/05/03 | 11:19:18 | 1 | Room | 1 | D | Wall | | Midle Wall | | Metal | Unknown | 0 | 0.1 |
| Secondary Serv. Pump Station | 165 | 05/05/03 | 11:19:49 | 1 | Room | 1 | C | Wall | | Midle Wall | | Metal | Unknown | 0 | 0.1 |
| Secondary Serv. Pump Station | 166 | 05/05/03 | 11:20:30 | 1 | Room | 1 | | Polymer Tank | | Support | | Metal | Yellow | 0 | 0.1 |
| Secondary Serv. Pump Station | 167 | 05/05/03 | 11:21:31 | 1 | Room | 1 | | Hoist | | I-beam | | Metal | Yellow | 0 | 0.1 |
| Secondary Serv. Pump Station | 168 | 05/05/03 | 11:23:21 | 1 | Room | 1 | | Structural | | I-beam | | Metal | White | 0.7 | 0.1 |

Asbestos Lead-based
Paint Inspection
Arlington County Water Pollution Control Plant
May 2003

| Site | XLNo | Date | Time | Floor | Room | Room# | Side | Structure | Str# | Feature | Fea# | Substrate | Color | PbL | Plus/Minus |
|---|---|---|---|---|---|---|---|---|---|---|---|---|---|---|---|
| Secondary Serv. Pump Station | 169 | 05/05/03 | 11:25:41 | 1 | Room | 1 | | Ceiling | | Midle Wall | | Concrte | Unknown | 0.01 | 0.1 |
| Secondary Serv. Pump Station | 170 | 05/05/03 | 11:26:11 | 1 | Room | 1 | | PEW | | Pipe | | Metal | Silver | 0 | 0.1 |
| Secondary Serv. Pump Station | 171 | 05/05/03 | 11:29:20 | 1 | Room | 1 | | Comprressed Air | | Pipe | | Metal | Lt. Gre | 0 | 0.1 |
| Secondary Serv. Pump Station | 172 | 05/05/03 | 11:30:11 | 1 | Room | 1 | | Pipe | | | | Metal | Blue | 4.18 | 0.1 |
| Secondary Serv. Pump Station | 173 | 05/05/03 | 11:31:17 | 1 | Room | 2 | B | Door | | Door | | Metal | Unknown | 0 | 0.1 |
| Secondary Serv. Pump Station | 174 | 05/05/03 | 11:31:42 | 1 | Room | 2 | B | Door | | Jamb | Lft | Metal | Unknown | 0 | 0.1 |
| Secondary Serv. Pump Station | 175 | 05/05/03 | 11:32:00 | 1 | Room | 2 | A | Wall | | Midle Wall | | Concrte | Unknown | 0 | 0.1 |
| Secondary Serv. Pump Station | 176 | 05/05/03 | 11:32:16 | 1 | Room | 2 | | Electrical | | Panel | | Metal | Grey | 0 | 0.1 |
| Secondary Serv. Pump Station | 177 | 05/05/03 | 11:32:52 | 1 | Room | 2 | | Air Handler | | | | Metal | Rust | 0 | 0.1 |
| Secondary Serv. Pump Station | 178 | 05/05/03 | 11:34:10 | 1 | Room | 3 | A | Door | | Door | | Metal | Unknown | 0 | 0.1 |
| Secondary Serv. Pump Station | 179 | 05/05/03 | 11:34:51 | 1 | Room | 3 | A | Door | | Jamb | Lft | Metal | Unknown | 0 | 0.1 |
| Secondary Serv. Pump Station | 180 | 05/05/03 | 11:35:09 | 1 | Room | 3 | A | Wall | | Midle Wall | | Concrte | Unknown | 0 | 0.1 |
| Secondary Serv. Pump Station | 181 | 05/05/03 | 11:35:40 | 1 | Room | 3 | | Catwalk | | Rail cap | | Metal | Unknown | 5.09 | 0.1 |
| Secondary Serv. Pump Station | 182 | 05/05/03 | 11:36:09 | 1 | Room | 3 | | Catwalk | | Tread | | Wood | Unknown | 5.09 | 0.1 |
| Secondary Serv. Pump Station | 183 | 05/05/03 | 11:36:37 | 1 | Room | 3 | | Tank | | Ladder | | Metal | Unknown | 5.09 | 0.1 |
| Secondary Serv. Pump Station | 184 | 05/05/03 | 11:37:10 | 1 | Room | 3 | | Tank | #1 | | | Metal | Unknown | 1.41 | 0.1 |
| Secondary Serv. Pump Station | 185 | 05/05/03 | 11:37:31 | 1 | Room | 3 | | Tank | #2 | | | Metal | Unknown | 1.17 | 0.1 |
| Secondary Serv. Pump Station | 186 | 05/05/03 | 11:38:21 | 1 | Room | 3 | | Ceiling | | | | Concr | Unknown | 0 | 0.1 |
| Secondary Serv. Pump Station | 187 | 05/05/03 | 11:38:45 | 1 | Room | 3 | | Ceiling | | I-beam | | Metal | White | 1.61 | 0.1 |
| Secondary Serv. Pump Station | 188 | 05/05/03 | 11:40:37 | Basement | Room | 1 | B | Door | | Jamb | Rht | Metal | Unknown | 4.1 | 0.1 |
| Secondary Serv. Pump Station | 189 | 05/05/03 | 11:43:32 | Basement | Room | 1 | B | Stairs | | Rail cap | | Metal | Unknown | 0.07 | 0.1 |
| Secondary Serv. Pump Station | 190 | 05/05/03 | 11:43:52 | Basement | Room | 1 | A | Wall | | Midle Wall | | Concrte | Unknown | 0.02 | 0.1 |
| Secondary Serv. Pump Station | 191 | 05/05/03 | 11:44:29 | Basement | Room | 1 | | Floor | | Midle Wall | | Concrte | Unknown | 0.01 | 0.1 |
| Secondary Serv. Pump Station | 192 | 05/05/03 | 11:44:56 | Basement | Room | 1 | | Stairs | | Stringer | | Concrte | Unknown | 0.01 | 0.1 |
| Secondary Serv. Pump Station | 193 | 05/05/03 | 11:45:18 | Basement | Room | 1 | | Compressor | | | | Metal | Unknown | 0.01 | 0.1 |
| Secondary Serv. Pump Station | 194 | 05/05/03 | 11:45:34 | Basement | Room | 1 | | Compressor | | Pipe | | Metal | Lt. Gre | 0 | 0.1 |
| Secondary Serv. Pump Station | 195 | 05/05/03 | 11:45:54 | Basement | Room | 1 | | Sludge | | Pipe | | Metal | Mustard | 0 | 0.1 |
| Secondary Serv. Pump Station | 196 | 05/05/03 | 11:47:47 | Basement | Room | 1 | | Sludge | | Pipe | | Metal | Mustard | 0 | 0.1 |
| Secondary Serv. Pump Station | 197 | 05/05/03 | 11:48:14 | Basement | Room | 1 | | Sludge | | Pipe | | Metal | Mustard | 0 | 0.1 |
| Secondary Serv. Pump Station | 198 | 05/05/03 | 11:48:39 | Basement | Room | 1 | | Sludge | | Pipe Flange | | Metal | Mustard | 0.01 | 0.1 |
| Secondary Serv. Pump Station | 199 | 05/05/03 | 11:49:22 | Basement | Room | 1 | | Sludge | | Pipe Flange | | Metal | Mustard | 0.15 | 0.1 |
| Secondary Serv. Pump Station | 200 | 05/05/03 | 11:49:53 | Basement | Room | 1 | | Sludge | | Pipe Flange | | Metal | Mustard | 0.07 | 0.1 |
| Secondary Serv. Pump Station | 201 | 05/05/03 | 11:50:19 | Basement | Room | 1 | | Pump | | Housing | | Metal | Grey | 0 | 0.1 |
| Secondary Serv. Pump Station | 202 | 05/05/03 | 11:50:41 | Basement | Room | 1 | | Pump | | Housing | | Metal | Grey | 0 | 0.1 |
| Secondary Serv. Pump Station | 203 | 05/05/03 | 11:51:03 | Basement | Room | 1 | | Pump | | Housing | | Metal | Grey | 0.08 | 0.1 |
| Secondary Serv. Pump Station | 204 | 05/05/03 | 11:51:25 | Basement | Room | 1 | | PEW | | Pipe | | Metal | Silver | 0 | 0.1 |
| Secondary Serv. Pump Station | 205 | 05/05/03 | 11:51:39 | Basement | Room | 1 | | PEW | | Pipe Flange | | Metal | Silver | 0 | 0.1 |
| Secondary Serv. Pump Station | 206 | 05/05/03 | 11:52:09 | Basement | Room | 1 | | Sludge Pipe | | Valve Wheel | | Metal | Red | 0 | 0.1 |
| Secondary Serv. Pump Station | 207 | 05/05/03 | 11:53:18 | Basement | Room | 1 | | Pump Support | | I-beam | | Metal | Unknown | 0 | 0.1 |
| Secondary Serv. Pump Station | 208 | 05/05/03 | 11:54:09 | Basement | Room | 1 | | Support | | | | Metal | Primer | 0.01 | 0.1 |
| Secondary Serv. Pump Station | 209 | 05/05/03 | 11:54:24 | Basement | Room | 1 | | Sludge Pipe | | Valve | | Metal | Unknown | 0 | 0.1 |
| Secondary Serv. Pump Station | 210 | 05/05/03 | 11:55:02 | Basement | Room | 1 | | Nonpotable Water | | Pipe | | Metal | Blue | 0 | 0.1 |
| Secondary Serv. Pump Station | 211 | 05/05/03 | 11:58:22 | Basement | Room | 1 | | Hoist | | Beam | | Metal | Unknown | 0.74 | 0.1 |
| Secondary Serv. Pump Station | 212 | 05/05/03 | 11:58:38 | Basement | Room | 1 | | Structural | | Beam | | Concr | Unknown | 0 | 0.1 |
| Secondary Serv. Pump Station | 213 | 05/05/03 | 11:58:50 | Basement | Room | 1 | | | | Ceiling | | Concr | Unknown | 0 | 0.1 |
| ASE Control Bldg. | 214 | 05/05/03 | 13:34:17 | 1 | Room | 1 | A | Door | | Door | | Metal | Unknown | 0 | 0.1 |
| ASE Control Bldg. | 215 | 05/05/03 | 13:34:41 | 1 | Room | 1 | A | Door | | Jamb | Lft | Metal | Unknown | 0 | 0.1 |
| ASE Control Bldg. | 216 | 05/05/03 | 13:34:57 | 1 | Room | 1 | A | Wall | | Midle Wall | | Concr | Unknown | 0.03 | 0.1 |
| ASE Control Bldg. | 217 | 05/05/03 | 13:35:21 | 1 | Room | 1 | C | Wall | | Midle Wall | | Concr | Unknown | 0 | 0.1 |
| ASE Control Bldg. | 218 | 05/05/03 | 13:35:48 | 1 | Room | 1 | D | Air Handler | | Air Pipe | | Metal | Brown | 0.01 | 0.1 |
| ASE Control Bldg. | 219 | 05/05/03 | 13:36:12 | 1 | Room | 1 | C | Electrical | | Panel | | Metal | Grey | 0 | 0.1 |
| ASE Pump Station | 220 | 05/05/03 | 13:37:57 | 1 | Room | 1 | C | L-4 Pump | | Housing | | Metal | Grey | 0.06 | 0.1 |
| ASE Pump Station | 221 | 05/05/03 | 13:38:31 | 1 | Room | 1 | C | L-3 Pump | | | | Metal | Blue | 0.1 | 0.1 |
| ASE Pump Station | 222 | 05/05/03 | 13:38:45 | 1 | Room | 1 | C | L-3 | | Deck | | Metal | Unknown | 0 | 0.1 |
| ASE Pump Station | 223 | 05/05/03 | 13:39:20 | 1 | Room | 1 | C | Winch Support | | I-beam | | Metal | Unknown | 0.09 | 0.1 |
| ASE Pump Station | 224 | 05/05/03 | 13:40:12 | 1 | Room | 1 | C | Electrical | | Control Hut | | Metal | Unknown | 0.41 | 0.1 |

Asbestos Lead-based
Paint Inspection
Arlington County Water Pollution Control Plant
May 2003

| Site | XLNo | Date | Time | Floor | Room | Room# | Side | Structure | Str# | Feature | Fea# | Substrate | Color | PbL | Plus/Minus |
|---|---|---|---|---|---|---|---|---|---|---|---|---|---|---|---|
| ASE Pump Station | 225 | 05/05/03 | 13:40:43 | 1 | Room | 1 | C | Control | | Panel | | Metal | Unknown | 0 | 0.1 |
| ASE Pump Station | 226 | 05/05/03 | 13:41:20 | 1 | Room | 1 | C | Motor Drive | | Access Panel | | Metal | Unknown | 0 | 0.1 |
| ASE Pump Station | 227 | 05/05/03 | 13:42:55 | 1 | Room | 1 | A | Stairs | | Stringer | | Concr | Unknown | 0 | 0.1 |
| ASE Pump Station | 228 | 05/05/03 | 13:43:12 | 1 | Room | 1 | A | Stairs | | Rail cap | | Metal | Unknown | 3.68 | 0.1 |
| ASE Pump Station | 229 | 05/05/03 | 13:43:43 | 1 | Room | 1 | A | Wall | | Midle Wall | | Concrte | Unknown | 0 | 0.1 |
| ASE Pump Station | 230 | 05/05/03 | 13:44:13 | 1 | Room | 1 | | Support | | Columns | | Concr | Unknown | 0 | 0.1 |
| ASE Pump Station | 231 | 05/05/03 | 13:44:35 | 1 | Room | 1 | | Support | | Beam | | Concr | Unknown | 0 | 0.1 |
| ASE Pump Station | 232 | 05/05/03 | 13:46:09 | 1 | Room | 1 | | ASE | | Pipe | | Concr | Silver | 0 | 0.1 |
| ASE Pump Station | 233 | 05/05/03 | 13:46:25 | 1 | Room | 1 | | ASE | | Pipe Flange | | Metal | Silver | 0.02 | 0.1 |
| ASE Pump Station | 234 | 05/05/03 | 13:46:42 | 1 | Room | 1 | | ASE | | Pipe | | Metal | Black | 0 | 0.1 |
| ASE Pump Station | 235 | 05/05/03 | 13:47:06 | 1 | Room | 1 | | ASE | | Main Pipe | | Metal | Silver | 0.01 | 0.1 |
| ASE Pump Station | 236 | 05/05/03 | 13:48:02 | 1 | Room | 1 | | Compressed Air | | Pipe | | Metal | Blue | 0.09 | 0.1 |
| ASE Pump Station | 237 | 05/05/03 | 13:48:21 | 1 | Room | 1 | | Electrical | | Heater | | Metal | Unknown | 0 | 0.1 |
| ASE Pump Station | 238 | 05/05/03 | 13:49:29 | 1 | Room | 1 | | #4 Pump | | Decking | | Metal | Yellow | 2.47 | 0.1 |
| 1st Stage Lime Reactor | 239 | 05/05/03 | 14:26:21 | 1 | Lab | | | Door | | Door | | Metal | Unknown | 0.01 | 0.1 |
| 1st Stage Lime Reactor | 240 | 05/05/03 | 14:26:37 | 1 | Lab | | | Door | | Jamb | Lft | Metal | Unknown | 0.01 | 0.1 |
| 1st Stage Lime Reactor | 241 | 05/05/03 | 14:27:07 | 1 | Lab | | | Conduit | | | | Metal | Silver | 0.43 | 0.1 |
| 1st Stage Lime Reactor | 242 | 05/05/03 | 14:27:47 | 1 | Lab | | | Drain | | Pipe | | Metal | Black | 0 | 0.1 |
| 1st Step Lime Reactor | 243 | 05/05/03 | 14:28:10 | 1 | Lab | | | Stairs | | Rail cap | | Metal | Unknown | 0.02 | 0.1 |
| 1st Stage Lime Reactor | 244 | 05/05/03 | 14:28:43 | 1 | Lab | | | Recarb Panel | | | | Metal | Aqua | 0.03 | 0.1 |
| 1st Step Lime Reactor | 245 | 05/05/03 | 14:30:11 | 1 | Lab | | | Stink | | Legs | | Metal | Unknown | 0 | 0.1 |
| 1st Stage Lime Reactor | 246 | 05/05/03 | 14:32:22 | 1 | Electrical Room | | | Electrical | | Panel | | Metal | Grey | 0.01 | 0.1 |
| 1st Stage Lime Reactor | 247 | 05/05/03 | 14:32:52 | 1 | Electrical Room | | | Stairs | | Rail cap | | Metal | Unknown | 0.02 | 0.1 |
| 1st Stage Lime Reactor | 248 | 05/05/03 | 14:33:54 | 1 | Electrical Room | | | Ceiling | | Rail cap | | Concr | Unknown | 0.01 | 0.1 |
| 1st Stage Lime Reactor | 249 | 05/05/03 | 14:39:17 | 1 | Outside | 3A | | Railing | | | | Metal | Yellow | 0.02 | 0.1 |
| 1st Stage Lime Reactor | 250 | 05/05/03 | 14:40:12 | 1 | Outside | 3A | | I-beam | | Support | | Metal | Black | 0 | 0.1 |
| 1st Stage Lime Reactor | 252 | 05/05/03 | 14:41:45 | 1 | 3A Motorhouse | | | Door | | Door | | Metal | Unknown | 0.13 | 0.1 |
| 1st Stage Lime Reactor | 253 | 05/05/03 | 14:42:00 | 1 | 3A Motorhouse | | | Door | | Jamb | Lft | Metal | Unknown | 0.73 | 0.1 |
| 1st Stage Lime Reactor | 254 | 05/05/03 | 14:42:26 | 1 | 3A Motorhouse | | | Wall | | Midle Wall | | Metal | Unknown | 0.11 | 0.1 |
| 1st Stage Lime Reactor | 255 | 05/05/03 | 14:44:24 | 1 | 3A Motorhouse | | | Motor | | | | Metal | Green | 1.58 | 0.1 |
| 1st Stage Lime Reactor | 256 | 05/05/03 | 14:48:04 | 1 | Outside | 3A | | Limitorque | | Valve | | Metal | Green | 1.73 | 0.1 |
| 1st Stage Lime Reactor | 257 | 05/05/03 | 14:49:36 | 1 | Outside | 2A | | Limitorque | | Valve | | Metal | Green | 1.84 | 0.1 |
| 1st Stage Lime Reactor | 258 | 05/05/03 | 14:50:27 | 1 | Outside | 2A | | Support | | Beam | | Metal | Yellow | 0.03 | 0.1 |
| 1st Stage Lime Reactor | 259 | 05/05/03 | 14:51:14 | 1 | Outside | 2A | | Support | | Beam | | Metal | Black | 0.72 | 0.1 |
| 1st Stage Lime Reactor | 260 | 05/05/03 | 14:51:38 | 1 | Outside | 2A | | Catwalk | | | | Metal | Black | 0.5 | 0.1 |
| 1st Stage Lime Reactor | 261 | 05/05/03 | 14:52:13 | 1 | 2A Motorhouse | | | Door | | Door | | Metal | Unknown | 0.15 | 0.1 |
| 1st Stage Lime Reactor | 262 | 05/05/03 | 14:52:35 | 1 | 2A Motorhouse | | | Door | | Jamb | Lft | Metal | Unknown | 0.44 | 0.1 |
| 1st Stage Lime Reactor | 263 | 05/05/03 | 14:53:02 | 1 | 2A Motorhouse | | | Wall | | Midle Wall | | Metal | Unknown | 0.07 | 0.1 |
| 1st Stage Lime Reactor | 264 | 05/05/03 | 14:53:23 | 1 | 2A Motorhouse | | | Motor | | | | Metal | Green | 1.4 | 0.1 |
| 1st Stage Lime Reactor | 265 | 05/05/03 | 14:55:53 | 1 | Outside | 1A | | Limitorque | | Valve | | Metal | Green | 1.3 | 0.1 |
| 1st Stage Lime Reactor | 266 | 05/05/03 | 14:56:27 | 1 | Outside | 1A | | Railing | | | | Metal | Yellow | 0.04 | 0.1 |
| 1st Stage Lime Reactor | 267 | 05/05/03 | 14:57:05 | 1 | Outside | 1A | | I-beam | | Support | | Metal | Black | 0 | 0.1 |
| 1st Stage Lime Reactor | 268 | 05/05/03 | 14:57:29 | 1 | Outside | 1A | | Catwalk | | | | Metal | Black | 0.12 | 0.1 |
| 1st Stage Lime Reactor | 269 | 05/05/03 | 14:57:54 | 1 | 1A Motorhouse | 1A | | Door | | Door | | Metal | Unknown | 0.11 | 0.1 |
| 1st Stage Lime Reactor | 270 | 05/05/03 | 14:58:20 | 1 | 1A Motorhouse | 1A | | Door | | Jamb | Lft | Metal | Unknown | 0.45 | 0.1 |
| 1st Stage Lime Reactor | 271 | 05/05/03 | 14:59:11 | 1 | 1A Motorhouse | 1A | | Wall | | Midle Wall | | Metal | Unknown | 0.18 | 0.1 |
| 1st Stage Lime Reactor | 272 | 05/05/03 | 14:59:50 | 1 | 1A Motorhouse | 1A | | Motor | | | | Metal | Green | 1.4 | 0.1 |
| 1st Stage Lime Reactor | 273 | 05/05/03 | 15:07:08 | 1 | Hub Building | | | Door | | Door | | Metal | Unknown | 0 | 0.1 |
| 1st Stage Lime Reactor | 274 | 05/05/03 | 15:07:25 | 1 | Hub Building | | | Door | | Jamb | Lft | Metal | Unknown | 0 | 0.1 |
| 1st Stage Lime Reactor | 275 | 05/05/03 | 15:09:38 | 1 | Hub Building | | | Pipe | | | | Metal | Beige | 0 | 0.1 |
| 1st Stage Lime Reactor | 276 | 05/05/03 | 15:09:52 | 1 | Hub Building | | | Pipe | | | | Metal | Yellow | 0 | 0.1 |
| 1st Stage Lime Reactor | 277 | 05/05/03 | 15:10:08 | 1 | Hub Building | | | Control | | Panel | | Metal | Lt. Blu | 0.31 | 0.1 |
| 1st Stage Lime Reactor | 278 | 05/05/03 | 15:10:41 | 1 | Hub Building | | | Drain | | Pipe | | Metal | Black | 0.02 | 0.1 |
| 1st Stage Lime Reactor | 279 | 05/05/03 | 15:12:55 | 1 | Hub Building | | | Pump | | | | Metal | Grey | 0.01 | 0.1 |

# XRF READINGS

(05/06/03)

Asbestos Lead-based
Paint Inspection
Arlington County Water Pollution Control Plant
May 2003

| Site | XLNo | Date | Time | Floor | Room | Structure | Str# | Feature | Fea# | Substrate | Color | PbL | Plus/Minus |
|---|---|---|---|---|---|---|---|---|---|---|---|---|---|
| Carbon Filter Pump Station | 1 | 05/06/2003 | 7:59:35 | 1 | Carbon Filter Pump St | Carbon Filter | | Pipe | | Metal | Grey | 0 | 0.1 |
| Carbon Filter Pump Station | 2 | 05/06/2003 | 7:59:57 | 1 | Carbon Filter Pump St | Carbon Filter | | Pipe Flange | | Metal | Grey | 0.07 | 0.1 |
| Carbon Filter Pump Station | 3 | 05/06/2003 | 8:00:16 | 1 | Carbon Filter Pump St | Carbon Filter | | Motor | | Metal | Grey | 0.01 | 0.1 |
| Carbon Filter Pump Station | 4 | 05/06/2003 | 8:00:42 | 1 | Carbon Filter Pump St | Carbon Filter | | Support | | Metal | Grey | 0.07 | 0.1 |
| Carbon Filter Pump Station | 5 | 05/06/2003 | 8:01:00 | 1 | Carbon Filter Pump St | Carbon Filter | | Decking | | Metal | Grey | 0 | 0.1 |
| Carbon Filter Pump Station | 6 | 05/06/2003 | 8:01:24 | 1 | Carbon Filter Pump St | Railing | | | | Metal | Yellow | 0.01 | 0.1 |
| Carbon Filter Pump Station | 7 | 05/06/2003 | 8:01:52 | 1 | Carbon Filter Pump St | Gate Lift | | | | Metal | Green | 1.16 | 0.1 |
| Carbon Filter Pump Station | 8 | 05/06/2003 | 8:07:39 | 1 | Carbon Filter Pump St | Light Pole | | | | Metal | Silver | 0.07 | 0.1 |
| 1st Step Lime Reactor | 9 | 05/06/2003 | 8:12:24 | Basement | Tunnel | 2" Ferric | | Pipe | Lower | Metal | Yellow | 1.12 | 0.1 |
| 1st Step Lime Reactor | 10 | 05/06/2003 | 8:13:05 | Basement | Tunnel | 2" Ferric | | Pipe | Upr | Metal | Yellow | 0.52 | 0.1 |
| 1st Step Lime Reactor | 11 | 05/06/2003 | 8:14:09 | Basement | Tunnel | 4" 2A Pipe | | | | Metal | Beige | 0 | 0.1 |
| 1st Step Lime Reactor | 12 | 05/06/2003 | 8:14:46 | Basement | Tunnel | 4" 3A Pipe | | | | Metal | Beige | 0 | 0.1 |
| 1st Step Lime Reactor | 13 | 05/06/2003 | 8:16:32 | Basement | Tunnel | 6" PEW | | Pipe | | Metal | Silver | 1.19 | 0.1 |
| 1st Step Lime Reactor | 14 | 05/06/2003 | 8:18:26 | Basement | Tunnel | 4" 3A S/B | | Pipe | | Metal | Beige | 0.05 | 0.1 |
| 1st Step Lime Reactor | 15 | 05/06/2003 | 8:19:39 | Basement | Tunnel | 4" PEW | | Pipe | | Metal | Silver | 2.2 | 0.1 |
| 1st Step Lime Reactor | 16 | 05/06/2003 | 8:20:39 | Basement | Tunnel | 4" Sump Pump | | Pipe | | Metal | Silver | 0 | 0.1 |
| 1st Step Lime Reactor | 17 | 05/06/2003 | 8:21:11 | Basement | Tunnel | Duct | | | | Metal | Silver | 0.03 | 0.1 |
| 1st Step Lime Reactor | 18 | 05/06/2003 | 8:22:33 | Basement | Tunnel | 1" Pipe | | | | Metal | Aqua | 0.08 | 0.1 |
| 1st Step Lime Reactor | 19 | 05/06/2003 | 8:24:27 | Basement | Tunnel | 3" Conduit | | | | Metal | Silver | 0.05 | 0.1 |
| 1st Step Lime Reactor | 20 | 05/06/2003 | 8:25:12 | Basement | Tunnel | 2" Ferric | | Pipe | | Metal | Yellow | 2.32 | 0.1 |
| 1st Step Lime Reactor | 21 | 05/06/2003 | 8:25:44 | Basement | Tunnel | 2" Ferric | | Pipe | | Metal | Yellow | 1 | 0.1 |
| 1st Step Lime Reactor | 22 | 05/06/2003 | 8:26:53 | Basement | Tunnel | 2" Ferric | | Pipe | | Metal | Yellow | 1.96 | 0.1 |
| 1st Step Lime Reactor | 23 | 05/06/2003 | 8:27:32 | Basement | Tunnel | 2" Ferric | | Pipe | | Metal | Yellow | 0.39 | 0.1 |
| 1st Step Lime Reactor | 24 | 05/06/2003 | 8:30:39 | Basement | Tunnel | 2" 1st Step | | Pipe | | Metal | Blue | 0 | 0.1 |
| 1st Step Lime Reactor | 25 | 05/06/2003 | 8:32:48 | Basement | Tunnel | 4" Pipe | | | | Metal | Beige | 0.01 | 0.1 |
| 1st Step Lime Reactor | 26 | 05/06/2003 | 8:35:08 | Basement | Tunnel | Pump #6 | | Motor | | Metal | Grey | 0 | 0.1 |
| 1st Step Lime Reactor | 27 | 05/06/2003 | 8:35:41 | Basement | Tunnel | Pump #5 | | Motor | | Metal | Grey | 0 | 0.1 |
| 1st Step Lime Reactor | 28 | 05/06/2003 | 8:36:37 | Basement | Tunnel | Pump Motor | | Deck Support | | Metal | Black | 0.09 | 0.1 |
| 2nd Step Lime Reactor | 29 | 05/06/2003 | 8:59:34 | 1 | Electrical Room | Electrical | | Panel | | Metal | Grey | 0.02 | 0.1 |
| 2nd Step Lime Reactor | 30 | 05/06/2003 | 8:59:46 | 1 | Electrical Room | Transformer | | | | Metal | Silver | 0.1 | 0.1 |
| 2nd Step Lime Reactor | 31 | 05/06/2003 | 9:00:27 | 1 | Electrical Room | Railing | | | | Metal | Silver | 0.01 | 0.1 |
| 2nd Step Lime Reactor | 32 | 05/06/2003 | 9:01:07 | 1 | Lab | Motor Rack | | | | Metal | Silver | 0.05 | 0.1 |
| 2nd Step Lime Reactor | 33 | 05/06/2003 | 9:02:11 | 1 | Lab | Motor | | | | Metal | Blue | 0.17 | 0.1 |
| 2nd Step Lime Reactor | 34 | 05/06/2003 | 9:02:37 | 1 | Lab | Recarb | | Panel | | Metal | Agua | 0 | 0.1 |
| 2nd Step Lime Reactor | 35 | 05/06/2003 | 9:03:11 | 1 | Lab | PH Recorder | | | | Metal | Blue | 0 | 0.1 |
| 2nd Step Lime Reactor | 36 | 05/06/2003 | 9:03:56 | 1 | Lab | Sink | | | | Metal | Blue | 0 | 0.1 |
| 2nd Step Lime Reactor | 37 | 05/06/2003 | 9:04:14 | 1 | Lab | Sink Legs | | | | Metal | Silver | 0.05 | 0.1 |
| 2nd Step Lime Reactor | 38 | 05/06/2003 | 9:10:27 | Top | Outside 3B | Unlisted | | | | Metal | Yellow | 0.01 | 0.1 |
| 2nd Step Lime Reactor | 39 | 05/06/2003 | 9:10:45 | Top | Outside 3B | I-beam | | | | Metal | Black | 0 | 0.1 |
| 2nd Step Lime Reactor | 40 | 05/06/2003 | 9:11:05 | Top | Outside 3B | Catwalk | | | | Metal | Black | 0 | 0.1 |
| 2nd Step Lime Reactor | 41 | 05/06/2003 | 9:12:01 | Top | Outside 3B | Gate Lift | | Valve | | Metal | Green | 1.5 | 0.1 |
| 2nd Step Lime Reactor | 42 | 05/06/2003 | 9:13:25 | Top | Outside 3B | Light Pole | | | | Metal | Silver | 0.05 | 0.1 |
| 2nd Step Lime Reactor | 43 | 05/06/2003 | 9:13:46 | Top | Outside 3B | 3B Hut | | | | Metal | Brown | 0.33 | 0.1 |
| 2nd Step Lime Reactor | 44 | 05/06/2003 | 9:14:15 | Top | Outside 3B | Motor | | Chain Guard | | Metal | Green | 0.57 | 0.1 |
| 2nd Step Lime Reactor | 45 | 05/06/2003 | 9:14:48 | Top | Outside 3B | Motor | | w/Blue Base | | Metal | Green | 0.41 | 0.1 |
| 2nd Step Lime Reactor | 46 | 05/06/2003 | 9:15:20 | Top | Outside 3B | Motor | | | | Metal | Green | 0.02 | 0.1 |
| 2nd Step Lime Reactor | 47 | 05/06/2003 | 9:15:48 | Top | Outside 3B | Motor | | Mount. Plate | | Metal | Green | 0.03 | 0.1 |

Asbestos Lead-based
Paint Inspection
Arlington County Water Pollution Control Plant
May 2003

| Site | XLNo | Date | Time | Floor | Room | Structure | Str# | Feature | Fea# | Substrate | Color | PbL | Plus/Minus |
|---|---|---|---|---|---|---|---|---|---|---|---|---|---|
| 2nd Step Lime Reactor | 48 | 05/06/2003 | 9:16:25 | Top | Outside 3B | Motor | | | | Metal | Green | 0.62 | 0.1 |
| 2nd Step Lime Reactor | 49 | 05/06/2003 | 9:19:02 | Top | Outside 3B | Motor | | | | Metal | Grey | 0.73 | 0.1 |
| 2nd Step Lime Reactor | 50 | 05/06/2003 | 9:19:35 | Top | Outside 3B | Pump | | | | Metal | Green | 0.31 | 0.1 |
| 2nd Step Lime Reactor | 51 | 05/06/2003 | 9:20:21 | Top | Outside 3B | Motor | | | | Metal | Green | 0.67 | 0.1 |
| 2nd Step Lime Reactor | 52 | 05/06/2003 | 9:26:07 | Top | Outside 2B | Railing | | | | Metal | Yellow | 0.01 | 0.1 |
| 2nd Step Lime Reactor | 54 | 05/06/2003 | 9:26:41 | Top | Outside 2B | Catwalk | | | | Metal | Black | 0 | 0.1 |
| 2nd Step Lime Reactor | 55 | 05/06/2003 | 9:27:17 | Top | Outside 2B | Gate Lift | | Valve | | Metal | Green | 1.02 | 0.1 |
| 2nd Step Lime Reactor | 56 | 05/06/2003 | 9:29:19 | Top | Outside 2B | 2B Hut | | Door | | Metal | Brown | 0.14 | 0.1 |
| 2nd Step Lime Reactor | 57 | 05/06/2003 | 9:29:52 | Top | Outside 2B | 2B Hut | | | | Metal | Brown | 0.21 | 0.1 |
| 2nd Step Lime Reactor | 58 | 05/06/2003 | 9:30:19 | Top | Outside 2B | Motor | | | | Metal | Green | 0.62 | 0.1 |
| 2nd Step Lime Reactor | 59 | 05/06/2003 | 9:31:08 | Top | Outside 2B | Motor Oil | | Sump | Rht | Metal | Green | 1.01 | 0.1 |
| 2nd Step Lime Reactor | 60 | 05/06/2003 | 9:31:58 | Top | Outside 2B | Motor Oil | | Sump | Lft | Metal | Unknown | 0.39 | 0.1 |
| 2nd Step Lime Reactor | 61 | 05/06/2003 | 9:33:56 | Top | Outside 2B | Motor Oil | | Middle | | Metal | Green | 0.69 | 0.1 |
| 2nd Step Lime Reactor | 62 | 05/06/2003 | 9:35:01 | Top | Outside 2B | 2B Hut | | Wall | | Metal | Silver | 0.04 | 0.1 |
| 2nd Step Lime Reactor | 63 | 05/06/2003 | 9:35:14 | Top | Outside 2B | Electrical | | Panel | | Metal | Silver | 0 | 0.1 |
| 2nd Step Lime Reactor | 64 | 05/06/2003 | 9:37:16 | Top | Outside 1B | Railing | | | | Metal | Yellow | 0 | 0.1 |
| 2nd Step Lime Reactor | 65 | 05/06/2003 | 9:37:32 | Top | Outside 1B | Gate Lift | | Valve | | Metal | Green | 1.28 | 0.1 |
| 2nd Step Lime Reactor | 66 | 05/06/2003 | 9:38:06 | Top | Outside 1B | I-beam | | | | Metal | Black | 0.14 | 0.1 |
| 2nd Step Lime Reactor | 67 | 05/06/2003 | 9:38:20 | Top | Outside 1B | Catwalk | | | | Metal | Black | 0 | 0.1 |
| 2nd Step Lime Reactor | 68 | 05/06/2003 | 9:40:09 | Top | Outside 1B | 1B Hut | | Door | | Metal | Brown | 0.1 | 0.1 |
| 2nd Step Lime Reactor | 69 | 05/06/2003 | 9:40:28 | Top | Outside 1B | 1B Hut | | Wall | | Metal | Brown | 0.25 | 0.1 |
| 2nd Step Lime Reactor | 70 | 05/06/2003 | 9:41:10 | Top | Outside 1B | 1B Hut | | Midle Wall | | Metal | Silver | 0.05 | 0.1 |
| 2nd Step Lime Reactor | 71 | 05/06/2003 | 9:41:26 | Top | Outside 1B | 1B Hut | | Elect. Panel | | Metal | Grey | 0 | 0.1 |
| 2nd Step Lime Reactor | 72 | 05/06/2003 | 9:41:45 | Top | Outside 1B | Motor | Lft | | | Metal | Green | 0.26 | 0.1 |
| 2nd Step Lime Reactor | 73 | 05/06/2003 | 9:42:05 | Top | Outside 1B | Motor | Rht | | | Metal | Green | 0.29 | 0.1 |
| 2nd Step Lime Reactor | 74 | 05/06/2003 | 9:42:26 | Top | Outside 1B | Motor | | Midle | | Metal | Green | 0.56 | 0.1 |
| 2nd Step Lime Reactor Tank: | 75 | 05/06/2003 | 9:45:15 | Top | Distribution Center | Door | | Door | | Metal | Unknown | 0 | 0.1 |
| 2nd Step Lime Reactor Tank: | 76 | 05/06/2003 | 9:45:29 | Top | Distribution Center | Door | | Jamb | Lft | Metal | Unknown | 0 | 0.1 |
| 2nd Step Lime Reactor | 77 | 05/06/2003 | 9:45:54 | Top | Distribution Center | Control | | Panel | | Metal | Blue | 0.8 | 0.1 |
| 2nd Step Lime Reactor | 78 | 05/06/2003 | 9:47:05 | Top | Distribution Center | Pipe | | | | Metal | Grey | 0 | 0.1 |
| 2nd Step Lime Reactor | 79 | 05/06/2003 | 9:47:49 | Top | Distribution Center | Pipe | | | | Metal | Blue/re | 0 | 0.1 |
| 2nd Step Lime Reactor | 80 | 05/06/2003 | 9:48:44 | Top | Distribution Center | Transformer | | | | Metal | Grey | 1.37 | 0.1 |
| 2nd Step Lime Reactor | 81 | 05/06/2003 | 9:49:39 | Top | Distribution Center | Electrical | | Panel | | Metal | Grey | 1.24 | 0.1 |
| 2nd Step Lime Reactor | 82 | 05/06/2003 | 9:50:45 | Top | Distribution Center | Ceiling | | | | Concr | White | 0 | 0.1 |
| 2nd Step Lime Reactor | 83 | 05/06/2003 | 10:00:35 | 1 | Outside Tank | Large | | Pipe | | Metal | Black | 0.05 | 0.1 |
| 2nd Step Lime Reactor | 84 | 05/06/2003 | 10:03:21 | 1 | Outside Tank | Large | | Pipe | | Metal | Silver | 0.05 | 0.1 |
| 2nd Step Lime Reactor | 85 | 05/06/2003 | 10:03:53 | 1 | Outside Tank | Shed | | Structural Beam | | Metal | Grey | 0.02 | 0.1 |
| 2nd Step Lime Reactor | 86 | 05/06/2003 | 10:09:47 | 1 | Bldg. 3348 | Door | | | | Metal | Silver | 0.02 | 0.1 |
| 2nd Step Lime Reactor | 87 | 05/06/2003 | 10:10:00 | 1 | Bldg. 3348 | Door | | Jamb | | Metal | Silver | 0.13 | 0.1 |
| 2nd Step Lime Reactor | 88 | 05/06/2003 | 10:10:17 | 1 | Bldg. 3348 | Railing | | | | Metal | Silver | 0 | 0.1 |
| 2nd Step Lime Reactor | 89 | 05/06/2003 | 10:11:21 | 1 | Bldg. 3348 | Ceiling | | | | Metal | White | 0.04 | 0.1 |
| 2nd Step Lime Reactor | 90 | 05/06/2003 | 10:12:12 | Basement | Tunnel | Sludge Pipe | | | | Metal | White | 0.01 | 0.1 |
| 2nd Step Lime Reactor | 91 | 05/06/2003 | 10:15:03 | Basement | Tunnel | 1B S/B | | Pipe | | Metal | Beige | 0 | 0.1 |
| 2nd Step Lime Reactor | 92 | 05/06/2003 | 10:15:37 | Basement | Tunnel | PEW | | Pipe | | Metal | Silver | 1.73 | 0.1 |
| 2nd Step Lime Reactor | 93 | 05/06/2003 | 10:17:24 | Basement | Tunnel | Duct | | | | Metal | Silver | 0.01 | 0.1 |
| 2nd Step Lime Reactor | 94 | 05/06/2003 | 10:18:37 | Basement | Tunnel | #10 Motor | | | | Metal | Grey | 0.29 | 0.1 |

Asbestos Lead-based
Paint Inspection
Arlington County Water Pollution Control Plant
May 2003

| Site | XLNo | Date | Time | Floor | Room | Structure | Str# | Feature | Fea# | Substrate | Color | PbL | Plus/Minus |
|---|---|---|---|---|---|---|---|---|---|---|---|---|---|
| 2nd Step Lime Reactor | 95 | 05/06/2003 | 10:18:53 | Basement | Tunnel | #11 Motor | | | | Metal | Grey | 0 | 0.1 |
| 2nd Step Lime Reactor | 96 | 05/06/2003 | 10:19:17 | Basement | Tunnel | Motor Base | | Plate | | Metal | Black | 0.01 | 0.1 |
| 2nd Step Lime Reactor | 97 | 05/06/2003 | 10:19:50 | Basement | Tunnel | 1" Pipe | | | | Metal | Green | 0.14 | 0.1 |
| 2nd Step Lime Reactor | 98 | 05/06/2003 | 10:20:59 | Basement | Tunnel | M18 Motor | | | | Metal | Grey | 0.41 | 0.1 |
| 2nd Step Lime Reactor | 99 | 05/06/2003 | 10:21:34 | Basement | Tunnel | Large | | M18 Motor Pipe | | Metal | Beige | 1.22 | 0.1 |
| 2nd Step Lime Reactor | 100 | 05/06/2003 | 10:25:05 | Basement | Tunnel | Conduit | | | | Metal | Silver | 0.01 | 0.1 |
| 2nd Step Lime Reactor | 101 | 05/06/2003 | 10:27:51 | Basement | Tunnel | Wall | | Ladder | | Metal | Silver | 0.02 | 0.1 |
| 2nd Step Lime Reactor | 102 | 05/06/2003 | 10:28:59 | Basement | Tunnel | 2nd Step | | Drain Pipe | | Metal | Beige | 0 | 0.1 |
| Lime Sludge Thickener | 103 | 05/06/2003 | 10:38:54 | Top | Outside | Stairs | | Rail cap | | Metal | Unknown | 0.01 | 0.1 |
| Lime Sludge Thickener | 104 | 05/06/2003 | 10:39:09 | Top | Outside | Stairs | | Stringer | | Metal | Unknown | 0.03 | 0.1 |
| Lime Sludge Thickener | 105 | 05/06/2003 | 10:39:32 | Top | Outside | Stairs | | Tread | | Metal | Unknown | 0 | 0.1 |
| Lime Sludge Thickener | 106 | 05/06/2003 | 10:40:43 | Top | Outside | I-beam | | | | Metal | Black | 0.15 | 0.1 |
| Lime Sludge Thickener | 107 | 05/06/2003 | 10:41:27 | Top | Outside | Tank | | Railing | | Metal | Silver | 0.01 | 0.1 |
| Lime Sludge Thickener | 108 | 05/06/2003 | 10:42:55 | Top | Outside | Influent | | Trough | | Metal | Black | 0 | 0.1 |
| Lime Sludge Thickener | 109 | 05/06/2003 | 10:43:42 | Top | Outside | Motor | | | | Metal | Green | 0.64 | 0.1 |
| Lime Sludge Thickener | 110 | 05/06/2003 | 10:44:26 | Top | Outside | Lifting Post | | | | Metal | Green | 0.67 | 0.1 |
| Lime Sludge Thickener | 111 | 05/06/2003 | 10:44:59 | Top | Outside | Drive Uint | | Housing | | Metal | Black | 0.01 | 0.1 |
| Lime Sludge Thickener | 112 | 05/06/2003 | 10:45:23 | Top | Outside | Drive Unit | | Upper Deck | | Metal | Black | 0 | 0.1 |
| Lime Sludge Thickener | 113 | 05/06/2003 | 10:47:07 | Top | Outside | Control | | Panel | | Metal | Silver | 0 | 0.1 |
| Lime Sludge Thickener | 114 | 05/06/2003 | 10:48:28 | Top | Outside | Light Pole | | | | Metal | Silver | 0.08 | 0.1 |
| Lime Sludge Thickener | 115 | 05/06/2003 | 10:49:46 | Top | Outside | Inlet | | Pipe | | Metal | Silver | 0 | 0.1 |
| Lime Sludge Thickener | 116 | 05/06/2003 | 10:54:36 | Top | Control Room | Door | | Door | | Metal | Unknown | 0 | 0.1 |
| Lime Sludge Thickener | 117 | 05/06/2003 | 10:55:18 | Top | Control Room | Door | | Jamb | Lft | Metal | Unknown | 0.01 | 0.1 |
| Lime Sludge Thickener | 118 | 05/06/2003 | 10:55:59 | Top | Control Room | Wall | | Midle Wall | | Concr | Unknown | 0 | 0.1 |
| Lime Sludge Thickener | 119 | 05/06/2003 | 10:56:56 | Top | Control Room | Electrical | | Panel | | Metal | Grey | 0.11 | 0.1 |
| Lime Sludge Thickener | 120 | 05/06/2003 | 10:58:15 | Top | Control Room | Pipe | | Flange | | Metal | Orange | 0.49 | 0.1 |
| Lime Sludge Thickener | 121 | 05/06/2003 | 10:59:16 | Top | Control Room | Drive Unit | | | | Metal | Silver | 0.02 | 0.1 |
| Lime Sludge Thickener | 122 | 05/06/2003 | 10:59:50 | Top | Control Room | Stairs | | Rail cap | | Metal | Unknown | 0.01 | 0.1 |
| Lime Sludge Thickener | 123 | 05/06/2003 | 11:04:33 | Top | Control Room | Ceiling | | | | Concr | White | 0.01 | 0.1 |
| Lime Sludge Thickener | 124 | 05/06/2003 | 11:06:56 | Basement | Tunnel | 6" Pipe | | | | Metal | Beige | 0 | 0.1 |
| Lime Sludge Thickener | 125 | 05/06/2003 | 11:07:31 | Basement | Tunnel | 6" Pipe | | | | Metal | Beige | 0 | 0.1 |
| Lime Sludge Thickener | 126 | 05/06/2003 | 11:07:41 | Basement | Tunnel | 6" Pipe | | | | Metal | Beige | 0 | 0.1 |
| Lime Sludge Thickener | 127 | 05/06/2003 | 11:08:00 | Basement | Tunnel | 6" Pipe | | | | Metal | Beige | 0 | 0.1 |
| Lime Sludge Thickener | 128 | 05/06/2003 | 11:08:16 | Basement | Tunnel | 6" Pipe | | | | Metal | Beige | 0 | 0.1 |
| Lime Sludge Thickener | 129 | 05/06/2003 | 11:09:38 | Basement | Tunnel | 4" Pipe | | | | Metal | Beige | 0 | 0.1 |
| Lime Sludge Thickener | 130 | 05/06/2003 | 11:09:58 | Basement | Tunnel | 4" Pipe | | | | Metal | Beige | 0 | 0.1 |
| Lime Sludge Thickener | 131 | 05/06/2003 | 11:10:09 | Basement | Tunnel | 4" Pipe | | | | Metal | Beige | 0 | 0.1 |
| Lime Sludge Thickener | 132 | 05/06/2003 | 11:10:56 | Basement | Tunnel | 4" Pipe | | | | Metal | Beige | 0 | 0.1 |
| Lime Sludge Thickener | 133 | 05/06/2003 | 11:11:07 | Basement | Tunnel | 4" Pipe | | | | Metal | Beige | 0 | 0.1 |
| Lime Sludge Thickener | 134 | 05/06/2003 | 11:11:30 | Basement | Tunnel | PEW | | Pipe | | Metal | Silver | 1.88 | 0.1 |
| Lime Sludge Thickener | 135 | 05/06/2003 | 11:11:52 | Basement | Tunnel | Conduit | | | | Metal | Silver | 0.07 | 0.1 |
| Lime Sludge Thickener | 136 | 05/06/2003 | 11:12:12 | Basement | Tunnel | Conduit | | Junction Box | | Metal | Silver | 0.02 | 0.1 |
| Lime Sludge Thickener | 137 | 05/06/2003 | 11:12:33 | Basement | Tunnel | 4" Pipe | | | | Metal | Black | 0 | 0.1 |
| Lime Sludge Thickener | 138 | 05/06/2003 | 11:13:02 | Basement | Tunnel | Motor | | | | Metal | Grey | 0.38 | 0.1 |
| Lime Sludge Thickener | 139 | 05/06/2003 | 11:13:34 | Basement | Tunnel | Motor | | | | Metal | Grey | 0.59 | 0.1 |
| Lime Sludge Thickener | 140 | 05/06/2003 | 11:14:00 | Basement | Tunnel | Motor Base | | Plate | | Metal | Primer | 0.37 | 0.1 |
| Lime Sludge Thickener | 141 | 05/06/2003 | 11:20:07 | 1 | Outside | #4 Substation | | | | Metal | White | 0.05 | 0.1 |

Asbestos Lead-based
Paint Inspection
Arlington County Water Pollution Control Plant
May 2003

| Site | XLNo | Date | Time | Floor | Room | Structure | Str# | Feature | Fea# | Substrate | Color | PbL | Plus/Minus |
|---|---|---|---|---|---|---|---|---|---|---|---|---|---|
| Lime Sludge Thickener | 142 | 05/06/2003 | 11:20:45 | 1 | Outside | #4 Substation | | Elect. Panel | | Metal | Grey | 0.01 | 0.1 |
| Lime Sludge Thickener | 143 | 05/06/2003 | 11:21:02 | 1 | Outside | #4 Substation | | Interior Wall | | Metal | Grey | 0.07 | 0.1 |
| Lime Solids Handling | 144 | 05/06/2003 | 13:16:59 | 4 | West Room | Lime Bin | South | | | Metal | White | 0.01 | 0.1 |
| Lime Solids Handling | 145 | 05/06/2003 | 13:17:26 | 4 | West Room | Lime Bin | South | | | Metal | White | 0.01 | 0.1 |
| Lime Solids Handling | 146 | 05/06/2003 | 13:17:47 | 4 | West Room | Lime Bin | | Ladder | | Metal | White | 0 | 0.1 |
| Lime Solids Handling | 147 | 05/06/2003 | 13:18:35 | 4 | West Room | Railing | | | | Metal | Grey | 0 | 0.1 |
| Lime Solids Handling | 148 | 05/06/2003 | 13:20:26 | 4 | West Room | Lime Bin | South | Pipe | | Metal | Green | 0.62 | 0.1 |
| Lime Solids Handling | 149 | 05/06/2003 | 13:21:06 | 4 | West Room | Lime Bin | South | Pipe Connector | | Metal | Red | 1.47 | 0.1 |
| Lime Solids Handling | 150 | 05/06/2003 | 13:21:43 | 4 | West Room | Duct | | | | Metal | Grey | 0 | 0.1 |
| Lime Solids Handling | 151 | 05/06/2003 | 13:22:22 | 4 | West Room | Lime Bin | South | Duct Collector | | Metal | Silver | 0.02 | 0.1 |
| Lime Solids Handling | 152 | 05/06/2003 | 13:22:58 | 4 | West Room | Lime Bin | Top | | | Metal | Grey | 0.05 | 0.1 |
| Lime Solids Handling | 153 | 05/06/2003 | 13:24:01 | 4 | West Room | Lime Bin | North | | | Metal | White | 0.02 | 0.1 |
| Lime Solids Handling | 154 | 05/06/2003 | 13:24:19 | 4 | West Room | Lime Bin | North | | | Metal | White | 0.04 | 0.1 |
| Lime Solids Handling | 155 | 05/06/2003 | 13:24:33 | 4 | West Room | Lime Bin | North | Ladder | | Metal | Grey | 0.01 | 0.1 |
| Lime Solids Handling | 156 | 05/06/2003 | 13:25:07 | 4 | West Room | Lime Bin | North | Railing | | Metal | Grey | 0 | 0.1 |
| Lime Solids Handling | 157 | 05/06/2003 | 13:25:50 | 4 | West Room | Lime Bin | North | Pipe | | Metal | Grey | 0 | 0.1 |
| Lime Solids Handling | 158 | 05/06/2003 | 13:26:21 | 4 | West Room | Lime Bin | North | Duct Collector | | Metal | Silver | 0.01 | 0.1 |
| Lime Solids Handling | 159 | 05/06/2003 | 13:26:37 | 4 | West Room | Lime Bin | North | Top | | Metal | Grey | 0.01 | 0.1 |
| Lime Solids Handling | 160 | 05/06/2003 | 13:28:08 | 4 | West Room | Vacuume | Line | West | | Metal | Orange | 1.07 | 0.1 |
| Lime Solids Handling | 161 | 05/06/2003 | 13:28:47 | 4 | West Room | Vacuume | Line | North | | Metal | Orange | 0.66 | 0.1 |
| Lime Solids Handling | 162 | 05/06/2003 | 13:29:19 | 4 | West Room | Vacuume | Line | East | | Metal | Orange | 1.2 | 0.1 |
| Lime Solids Handling | 163 | 05/06/2003 | 13:30:28 | 4 | West Room | Drain Pipe | | | | Metal | Black | 0 | 0.1 |
| Lime Solids Handling | 164 | 05/06/2003 | 13:30:54 | 4 | West Room | Insulated | Steam | Pipe | | Metal | Orange | 0 | 0.1 |
| Lime Solids Handling | 165 | 05/06/2003 | 13:35:27 | 4 | East Room | Boiler | | | | Metal | Grey | 4.37 | 0.1 |
| Lime Solids Handling | 166 | 05/06/2003 | 13:36:23 | 4 | East Room | Boiler | | | | Metal | Grey | 2.37 | 0.1 |
| Lime Solids Handling | 167 | 05/06/2003 | 13:37:24 | 4 | East Room | Boiler | Exhuast | Pipe | | Metal | Black | 0.02 | 0.1 |
| Lime Solids Handling | 168 | 05/06/2003 | 13:38:00 | 4 | East Room | Boiler | Blower | | | Metal | Blue | 0.04 | 0.1 |
| Lime Solids Handling | 169 | 05/06/2003 | 13:38:23 | 4 | East Room | Boiler | Control | Panel | | Metal | Blue | 0.02 | 0.1 |
| Lime Solids Handling | 170 | 05/06/2003 | 13:38:50 | 4 | East Room | Boiler | Switchbox | | | Metal | Grey | 0 | 0.1 |
| Lime Solids Handling | 171 | 05/06/2003 | 13:43:24 | 4 | East Room | High Pressure | | Gas Pipe | | Metal | Yellow | 0 | 0.1 |
| Lime Solids Handling | 172 | 05/06/2003 | 13:43:50 | 4 | East Room | Steam Vessel | | | | Metal | Grey | 0.02 | 0.1 |
| Lime Solids Handling | 173 | 05/06/2003 | 13:48:01 | 4 | East Room | Fuel Tank | | | | Metal | Red | 5.09 | 0.1 |
| Lime Solids Handling | 174 | 05/06/2003 | 13:48:27 | 4 | East Room | Fuel Tank | | Pipe | | Metal | Red | 0.71 | 0.1 |
| Lime Solids Handling | 175 | 05/06/2003 | 13:48:44 | 4 | East Room | Fuel Tank | | Pipe | | Metal | Red | 1.13 | 0.1 |
| Lime Solids Handling | 176 | 05/06/2003 | 14:13:09 | 4 | East Room | Furnace | #1 | | | Metal | Grey | 3.18 | 0.1 |
| Lime Solids Handling | 177 | 05/06/2003 | 14:13:34 | 4 | East Room | Furnace | #1 | Railing | | Metal | Grey | 0.02 | 0.1 |
| Lime Solids Handling | 178 | 05/06/2003 | 14:13:58 | 4 | East Room | Furnace | #1 | Ladder | | Metal | Grey | 0.03 | 0.1 |
| Lime Solids Handling | 179 | 05/06/2003 | 14:14:46 | 4 | East Room | Furnace | #1 | Stack | | Metal | Grey | 0.03 | 0.1 |
| Lime Solids Handling | 180 | 05/06/2003 | 14:14:56 | 4 | East Room | Furnace | #1 | Duct | | Metal | Grey | 0.01 | 0.1 |
| Lime Solids Handling | 181 | 05/06/2003 | 14:15:11 | 4 | East Room | Furnace | #1 | Conveyor | | Metal | Green | 0.25 | 0.1 |
| Lime Solids Handling | 182 | 05/06/2003 | 14:15:29 | 4 | East Room | Furnace | #1 | Hopper | | Metal | White | 0 | 0.1 |
| Lime Solids Handling | 183 | 05/06/2003 | 14:16:22 | 4 | East Room | Furnace | #1 | Hopper | Suppor | Metal | Black | 1.68 | 0.1 |
| Lime Solids Handling | 184 | 05/06/2003 | 14:17:06 | 4 | East Room | Furnace | #1 | Afterburner | | Metal | Grey | 0.27 | 0.1 |
| Lime Solids Handling | 185 | 05/06/2003 | 14:17:23 | 4 | East Room | Furnace | #1 | Afterburner Sup. | | Metal | Black | 0.77 | 0.1 |
| Lime Solids Handling | 186 | 05/06/2003 | 14:17:54 | 4 | East Room | Furnace | #1 | Afterburner Rail. | | Metal | Grey | 0.02 | 0.1 |
| Lime Solids Handling | 187 | 05/06/2003 | 14:18:09 | 4 | East Room | Furnace | #1 | | | Metal | Grey | 3.02 | 0.1 |
| Lime Solids Handling | 188 | 05/06/2003 | 14:18:47 | 4 | East Room | Furnace | #1 | Decking | | Metal | Grey | 2.36 | 0.1 |

Asbestos Lead-based
Paint Inspection
Arlington County Water Pollution Control Plant
May 2003

| Site | XLNo | Date | Time | Floor | Room | Structure | Str# | Feature | Fea# | Substrate | Color | PbL | Plus/Minus |
|---|---|---|---|---|---|---|---|---|---|---|---|---|---|
| Lime Solids Handling | 189 | 05/06/2003 | 14:19:38 | 4 | East Room | Furnace | #1 | I-Beam | Suppor | Metal | Black | 5.09 | 0.1 |
| Lime Solids Handling | 190 | 05/06/2003 | 14:21:05 | 4 | East Room | Furnace | #2 | | | Metal | Grey | 1.12 | 0.1 |
| Lime Solids Handling | 191 | 05/06/2003 | 14:21:26 | 4 | East Room | Furnace | #2 | Decking | | Metal | Grey | 1.78 | 0.1 |
| Lime Solids Handling | 192 | 05/06/2003 | 14:21:44 | 4 | East Room | Furnace | #2 | I-Beam | Suppor | Metal | Grey | 3.41 | 0.1 |
| Lime Solids Handling | 193 | 05/06/2003 | 14:23:11 | 4 | East Room | Furnace | #2 | I-Beam | Suppor | Metal | Black | 1.39 | 0.1 |
| Lime Solids Handling | 194 | 05/06/2003 | 14:41:17 | 4 | East Room | Mezzanine | | I-Beam | Suppor | Metal | Grey | 0.02 | 0.1 |
| Lime Solids Handling | 195 | 05/06/2003 | 14:41:59 | 4 | East Room | Mezzanine | | Railing | | Metal | Grey | 0.01 | 0.1 |
| Lime Solids Handling | 196 | 05/06/2003 | 14:42:20 | 4 | East Room | Conveyor | Steam Pipe | | Flange | Metal | Orange | 0 | 0.1 |
| Lime Solids Handling | 197 | 05/06/2003 | 14:42:54 | 4 | East Room | Mezzanine | | Fan Housing | | Metal | Unknown | 0.19 | 0.1 |
| Lime Solids Handling | 198 | 05/06/2003 | 14:43:05 | 4 | East Room | Mezzanine | | Fan Duct | | Metal | Unknown | 0.32 | 0.1 |
| Lime Solids Handling | 199 | 05/06/2003 | 14:47:24 | 4 | East Room | Exhaust | | Fan Housing | | Metal | Unknown | 0.28 | 0.1 |
| Lime Solids Handling | 200 | 05/06/2003 | 14:49:14 | 4 | East Room | Vacuume | Line | | | Metal | Orange | 1.2 | 0.1 |
| Lime Solids Handling | 201 | 05/06/2003 | 14:53:15 | 4 | East Room | Transformer | NE | | | Metal | Grey | 0.05 | 0.1 |
| Lime Solids Handling | 202 | 05/06/2003 | 14:53:35 | 4 | East Room | Piping | | | | Metal | Red | 0.14 | 0.1 |
| Lime Solids Handling | 203 | 05/06/2003 | 14:54:00 | 4 | East Room | Piping | | | | Metal | Red | 0.03 | 0.1 |
| Lime Solids Handling | 204 | 05/06/2003 | 14:56:46 | 4 | East Room | Condensate | | | | Metal | Blue | 0.01 | 0.1 |
| Lime Solids Handling | 205 | 05/06/2003 | 14:58:27 | 4 | East Room | Door | | Door | | Metal | Unknown | 0 | 0.1 |
| Lime Solids Handling | 206 | 05/06/2003 | 14:58:40 | 4 | East Room | Door | | Jamb | Lft | Metal | Unknown | 0 | 0.1 |
| Lime Solids Handling | 207 | 05/06/2003 | 14:59:00 | 4 | East Room | Stairs | | Stringer | | Metal | Unknown | 0.03 | 0.1 |
| Lime Solids Handling | 208 | 05/06/2003 | 14:59:17 | 4 | East Room | Stairs | | Rail cap | | Metal | Unknown | 0.01 | 0.1 |
| Lime Solids Handling | 209 | 05/06/2003 | 14:59:32 | 4 | East Room | Stairs | | Riser | | Metal | Unknown | 0.05 | 0.1 |
| Lime Solids Handling | 210 | 05/06/2003 | 14:59:46 | 4 | East Room | Stairs | | Tread | | Metal | Unknown | 0.03 | 0.1 |
| Lime Solids Handling | 211 | 05/06/2003 | 15:02:08 | 4 | East Room | Ceiling | | Tread | | Metal | Unknown | 0 | 0.1 |

# XRF READINGS

(05/07/03)

Asbestos Lead-based
Paint Inspection
Arlington County Water Pollution Control Plant
May 2003

| Site | XLNo | Date | Time | Floor | Room | Room# | Side | Structure | Str# | Feature | Fea# | Substrate | Color | PbL | Plus/Minus |
|---|---|---|---|---|---|---|---|---|---|---|---|---|---|---|---|
| National Pumping Stati | 1 | 05/07/03 | 7:58:05 | 1 | Room | 1 | A | Ext Wall | | Trim | Upr | Wood | Unknown | 0 | 0.1 |
| National Pumping Station | 2 | 05/07/03 | 7:58:24 | 1 | Room | 1 | A | Door | | Jamb | Lft | Metal | Unknown | 0 | 0.1 |
| National Pumping Station | 3 | 05/07/03 | 7:58:43 | 1 | Room | 1 | A | Wall | | Midle Wall | | Concrte | Unknown | 0 | 0.1 |
| National Pumping Station | 4 | 05/07/03 | 7:59:07 | 1 | Room | 1 | D | Stairs | | Rail cap | | Metal | Unknown | 0 | 0.1 |
| National Pumping Station | 5 | 05/07/03 | 7:59:21 | 1 | Room | 1 | D | Stairs | | Stringer | | Metal | Unknown | 0.04 | 0.1 |
| National Pumping Station | 6 | 05/07/03 | 7:59:43 | 1 | Room | 1 | D | Stairs | | Stringer | | Metal | Unknown | 0.16 | 0.1 |
| National Pumping Stati | 7 | 05/07/03 | 8:06:57 | 1 | Room | 1 | B | Compressor | | Belt Guard | | Metal | Silver | 0 | 0.1 |
| National Pumping Stati | 8 | 05/07/03 | 8:07:13 | 1 | Room | 1 | B | Compressor | | Motor | | Metal | Grey | 0.01 | 0.1 |
| National Pumping Stati | 9 | 05/07/03 | 8:07:44 | 1 | Room | 1 | D | Oil Tank | | | | Metal | Red | 0 | 0.1 |
| National Pumping Stati | 10 | 05/07/03 | 8:08:59 | 1 | Room | 2 | B | Compressed | | Air Tank | | Metal | Green | 0 | 0.1 |
| National Pumping Stati | 11 | 05/07/03 | 8:09:30 | 1 | Room | 2 | | Roof | | Drain Pipe | | Metal | White | 0.03 | 0.1 |
| National Pumping Stati | 12 | 05/07/03 | 8:09:51 | 1 | Room | 2 | D | Electrical | | Panel | | Metal | Grey | 0.02 | 0.1 |
| National Pumping Stati | 13 | 05/07/03 | 8:10:05 | 1 | Room | 2 | D | Electrical | | Panel | | Metal | Bronze | 0.53 | 0.1 |
| National Pumping Stati | 14 | 05/07/03 | 8:10:43 | 1 | Room | 2 | | Mezzanine | | Support I-Beam | | Metal | Grey | 0 | 0.1 |
| National Pumping Stati | 15 | 05/07/03 | 8:10:59 | 1 | Room | 2 | D | Electrical | | Generator | | Metal | Bronze | 0.12 | 0.1 |
| National Pumping Stati | 16 | 05/07/03 | 8:11:18 | 1 | Room | 2 | | Ceiling | | Deck | | Metal | White | 0.09 | 0.1 |
| National Pumping Stati | 17 | 05/07/03 | 8:11:35 | 1 | Room | 2 | D | Conduit | | | | Metal | White | 0 | 0.1 |
| National Pumping Stati | 18 | 05/07/03 | 8:11:52 | 1 | Room | 2 | D | Generator | | I-beam Support | | Metal | Bronze | 0.14 | 0.1 |
| National Pumping Station | 19 | 05/07/03 | 8:18:51 | Basement | Room | 1 | | Tanks | | | | Metal | Grey | 0.4 | 0.1 |
| National Pumping Stati | 20 | 05/07/03 | 8:19:06 | Basement | Room | 1 | | Tanks | | | | Metal | Grey | 0.43 | 0.1 |
| National Pumping Stati | 21 | 05/07/03 | 8:19:28 | Basement | Room | 1 | | Tanks | | | | Metal | Grey | 0.17 | 0.1 |
| National Pumping Stati | 22 | 05/07/03 | 8:19:46 | Basement | Room | 1 | | Main Pipe | | | | Metal | Grey | 0.01 | 0.1 |
| National Pumping Stati | 23 | 05/07/03 | 8:19:58 | Basement | Room | 1 | | Main Pipe | | Valve | | Metal | Grey | 0 | 0.1 |
| National Pumping Stati | 24 | 05/07/03 | 8:20:28 | Basement | Room | 1 | | Duct | | | | Metal | Grey | 0 | 0.1 |
| National Pumping Stati | 25 | 05/07/03 | 8:20:46 | Basement | Room | 1 | | Tank | | Ladder | | Metal | Grey | 0.3 | 0.1 |
| National Pumping Station | 26 | 05/07/03 | 8:21:24 | Basement | Room | 1 | A | Stairs | | Stringer | | Metal | Yellow | 0.04 | 0.1 |
| National Pumping Station | 27 | 05/07/03 | 8:21:40 | Basement | Room | 1 | A | Stairs | | Rail cap | | Metal | Yellow | 0.01 | 0.1 |
| National Pumping Stati | 28 | 05/07/03 | 8:21:56 | Basement | Room | 1 | A | Stairs | | Tread | | Metal | Yellow | 0.23 | 0.1 |
| National Pumping Stati | 29 | 05/07/03 | 8:22:39 | Basement | Room | 2 | A | Air Compress. | | Tank | | Metal | Silver | 0.04 | 0.1 |
| National Pumping Stati | 30 | 05/07/03 | 8:24:13 | 1 | Outside | | A | Door | | Door | | Metal | Unknown | 0.01 | 0.1 |
| National Pumping Station | 31 | 05/07/03 | 8:24:30 | 1 | Outside | | A | Door | | Jamb | | Metal | Unknown | 0 | 0.1 |
| National Pumping Stati | 32 | 05/07/03 | 8:24:55 | 1 | Outside | | A | Ext Wall | | Trim | Upr | Metal | Unknown | 0.03 | 0.1 |
| Roaches Run Pumping Station | 33 | 05/07/03 | 8:54:45 | 1 | Room | 1 | A | Door | | Door | | Metal | Unknown | 0.36 | 0.1 |
| Roaches Run Pumping Station | 34 | 05/07/03 | 8:55:02 | 1 | Room | 1 | A | Door | | Casing | Lft | Metal | Unknown | 5.09 | 0.1 |
| Roaches Run Pumping Station | 35 | 05/07/03 | 8:56:30 | 1 | Room | 1 | B | Wall | | Midle Wall | | Concrte | Unknown | 0.03 | 0.1 |
| Roaches Run Pumping Station | 36 | 05/07/03 | 8:57:19 | 1 | Room | 1 | A | Stairs | | Rail cap | | Metal | Unknown | 0 | 0.1 |
| Roaches Run Pumping Station | 37 | 05/07/03 | 8:57:39 | 1 | Room | 1 | A | Stairs | | Wall | | Concrte | Unknown | 0 | 0.1 |
| Roaches Run Pumping Station | 38 | 05/07/03 | 8:58:01 | 1 | Room | 1 | A | Stairs | | Stringer | | Concrte | Unknown | 0.02 | 0.1 |
| Roaches Run Pumping Station | 39 | 05/07/03 | 8:58:32 | 1 | Room | 1 | C | Wall | | Midle Wall | | Concrte | Unknown | 0.13 | 0.1 |
| Roaches Run Pumping St | 40 | 05/07/03 | 8:59:16 | 1 | Room | 1 | | Floor | | Deck | | Metal | Silver | 0 | 0.1 |
| Roaches Run Pumping St | 41 | 05/07/03 | 8:59:37 | 1 | Room | 1 | | | | Valve Wheel | | Metal | Beige | 2.45 | 0.1 |
| Roaches Run Pumping St | 42 | 05/07/03 | 8:59:59 | 1 | Room | 1 | | Valve | | | | Metal | Beige | 0.02 | 0.1 |
| Roaches Run Pumping St | 43 | 05/07/03 | 9:00:28 | 1 | Room | 1 | | Unlisted | | Valve Wheel | | Metal | Beige | 2.93 | 0.1 |
| Roaches Run Pumping St | 44 | 05/07/03 | 9:00:45 | 1 | Room | 1 | | Valve | | | | Metal | Beige | 0.02 | 0.1 |
| Roaches Run Pumping St | 45 | 05/07/03 | 9:01:24 | 1 | Room | 1 | D | Duct | | | | Metal | Silver | 0 | 0.1 |
| Roaches Run Pumping St | 46 | 05/07/03 | 9:02:59 | 1 | Room | 1 | B | Drain | | Pipe | | Metal | Black | 0.06 | 0.1 |
| Roaches Run Pumping St | 47 | 05/07/03 | 9:03:23 | 1 | Room | 1 | B | Hoist | | I-beam | | Metal | Red | 1.73 | 0.1 |
| Roaches Run Pumping St | 48 | 05/07/03 | 9:05:57 | 1 | Room | 1 | | Ceiling | | | | Concr | Blue | 0.05 | 0.1 |

Asbestos Lead-based
Paint Inspection
Arlington County Water Pollution Control Plant
May 2003

| Site | XLNo | Date | Time | Floor | Room | Room# | Side | Structure | Str# | Feature | Fea# | Substrate | Color | PbL | Plus/Minus |
|---|---|---|---|---|---|---|---|---|---|---|---|---|---|---|---|
| Roaches Run Pumping Station | 49 | 05/07/03 | 9:07:34 | 1 | Room | 2 | A | Door | | Door | | Metal | Unknown | 0 | 0.1 |
| Roaches Run Pumping Station | 50 | 05/07/03 | 9:07:48 | 1 | Room | 2 | A | Door | | Jamb | Lft | Metal | Unknown | 0 | 0.1 |
| Roaches Run Pumping Station | 51 | 05/07/03 | 9:08:07 | 1 | Room | 2 | A | Wall | | Midle Wall | | Concrte | Unknown | 0 | 0.1 |
| Roaches Run Pumping Station | 52 | 05/07/03 | 9:08:31 | 1 | Room | 2 | D | Wall | | Midle Wall | | Concrte | Unknown | 0 | 0.1 |
| Roaches Run Pumping Station | 53 | 05/07/03 | 9:08:49 | 1 | Room | 2 | B | Stairs | | Rail cap | | Metal | Unknown | 0.68 | 0.1 |
| Roaches Run Pumping Station | 54 | 05/07/03 | 9:09:08 | 1 | Room | 2 | B | Stairs | | Newal post | | Metal | Unknown | 0.11 | 0.1 |
| Roaches Run Pumping Station | 55 | 05/07/03 | 9:09:28 | 1 | Room | 2 | B | Stairs | | Tread | | Metal | Unknown | 0.09 | 0.1 |
| Roaches Run Pumping St | 56 | 05/07/03 | 9:10:23 | 1 | Room | 2 | | Motor | #4 | | | Metal | Grey | 1.86 | 0.1 |
| Roaches Run Pumping St | 57 | 05/07/03 | 9:10:43 | 1 | Room | 2 | | Motor | #3 | | | Metal | Grey | 3.02 | 0.1 |
| Roaches Run Pumping St | 58 | 05/07/03 | 9:11:00 | 1 | Room | 2 | | Motor | #2 | | | Metal | Grey | 2.37 | 0.1 |
| Roaches Run Pumping St | 59 | 05/07/03 | 9:11:17 | 1 | Room | 2 | | Motor | #1 | | | Metal | Grey | 2.68 | 0.1 |
| Roaches Run Pumping St | 60 | 05/07/03 | 9:11:42 | 1 | Room | 2 | | Compressor | | Tank | | Metal | Blue | 0.06 | 0.1 |
| Roaches Run Pumping St | 61 | 05/07/03 | 9:11:57 | 1 | Room | 2 | | Air Compress. | | | | Metal | Grey | 0.02 | 0.1 |
| Roaches Run Pumping St | 62 | 05/07/03 | 9:12:30 | 1 | Room | 2 | | Compressor | | Pipe | | Metal | Blue | 0.04 | 0.1 |
| Roaches Run Pumping St | 63 | 05/07/03 | 9:13:05 | 1 | Room | 2 | | Water | | Tank | | Metal | Blue | 1.12 | 0.1 |
| Roaches Run Pumping St | 64 | 05/07/03 | 9:13:29 | 1 | Room | 2 | | Water | | Tank Piping | | Metal | Blue | 1.5 | 0.1 |
| Roaches Run Pumping St | 65 | 05/07/03 | 9:13:55 | 1 | Room | 2 | | Deck | | Plate | | Metal | Silver | 0.01 | 0.1 |
| Roaches Run Pumping St | 66 | 05/07/03 | 9:14:13 | 1 | Room | 2 | | Duct | | | | Metal | Blue | 0.01 | 0.1 |
| Roaches Run Pumping St | 67 | 05/07/03 | 9:14:47 | 1 | Room | 2 | D | Electrical | | Panel | | Metal | Grey | 0 | 0.1 |
| Roaches Run Pumping St | 68 | 05/07/03 | 9:15:02 | 1 | Room | 2 | D | Electrical | | Panel | | Metal | Grey | 0 | 0.1 |
| Roaches Run Pumping St | 69 | 05/07/03 | 9:15:17 | 1 | Room | 2 | D | Electrical | | Panel | | Metal | Grey | 0.03 | 0.1 |
| Roaches Run Pumping St | 70 | 05/07/03 | 9:15:34 | 1 | Room | 2 | D | Drain | | Pipe | | Metal | Blue | 1.44 | 0.1 |
| Roaches Run Pumping Station | 71 | 05/07/03 | 9:16:20 | 1 | Bath | 1 | B | Door | | Door | | Metal | Unknown | 0.13 | 0.1 |
| Roaches Run Pumping Station | 72 | 05/07/03 | 9:16:34 | 1 | Bath | 1 | B | Door | | Jamb | Lft | Metal | Unknown | 0.03 | 0.1 |
| Roaches Run Pumping Station | 73 | 05/07/03 | 9:16:56 | 1 | Bath | 1 | D | Wall | | Midle Wall | | Concrte | Unknown | 0.01 | 0.1 |
| Roaches Run Pumping Station | 74 | 05/07/03 | 9:17:12 | 1 | Bath | 1 | A | Wall | | Midle Wall | | Concrte | Unknown | 0 | 0.1 |
| Roaches Run Pumping Station | 75 | 05/07/03 | 9:17:55 | 1 | Room | 3 | A | Door | | Door | | Metal | Unknown | 0.01 | 0.1 |
| Roaches Run Pumping Station | 76 | 05/07/03 | 9:18:08 | 1 | Room | 3 | A | Door | | Jamb | Lft | Metal | Unknown | 0 | 0.1 |
| Roaches Run Pumping Station | 77 | 05/07/03 | 9:18:24 | 1 | Room | 3 | A | Wall | | Midle Wall | | Concrte | Unknown | 0 | 0.1 |
| Roaches Run Pumping Station | 78 | 05/07/03 | 9:18:42 | 1 | Room | 3 | B | Wall | | Midle Wall | | Concrte | Unknown | 0 | 0.1 |
| Roaches Run Pumping St | 79 | 05/07/03 | 9:19:24 | 1 | Room | 3 | B | Electrical | | Conduit | | Metal | Silver | 0.62 | 0.1 |
| Roaches Run Pumping St | 80 | 05/07/03 | 9:19:43 | 1 | Room | 3 | B | Electrical | | Box | | Metal | Silver | 0 | 0.1 |
| Roaches Run Pumping St | 81 | 05/07/03 | 9:20:04 | 1 | Room | 3 | B | Electrical | | Heater | | Metal | Beige | 0 | 0.1 |
| Roaches Run Pumping Station | 82 | 05/07/03 | 9:20:35 | 1 | Room | 3 | | Generator | | Diesel | | Metal | Yellow | 0 | 0.1 |
| Roaches Run Pumping St | 83 | 05/07/03 | 9:20:49 | 1 | Room | 3 | | Generator | | Diesel | | Metal | Yellow | 0.04 | 0.1 |
| Roaches Run Pumping St | 84 | 05/07/03 | 9:21:02 | 1 | Room | 3 | | Generator | | Diesel | | Metal | Yellow | 0 | 0.1 |
| Roaches Run Pumping St | 85 | 05/07/03 | 9:21:28 | 1 | Room | 3 | | Generator | | Exhaust | | Metal | Black | 0.06 | 0.1 |
| Roaches Run Pumping St | 86 | 05/07/03 | 9:22:03 | 1 | Room | 3 | D | Control | | Panel | | Metal | Blue | 0.11 | 0.1 |
| Roaches Run Pumping St | 87 | 05/07/03 | 9:22:34 | 1 | Room | 3 | | Generator | | Support I-Beam | | Metal | Yellow | 0 | 0.1 |
| Roaches Run Pumping St | 88 | 05/07/03 | 9:23:37 | 1 | Room | 3 | | Hoist | | I-beam | | Metal | Red | 0.02 | 0.1 |
| Roaches Run Pumping St | 89 | 05/07/03 | 9:24:00 | 1 | Room | 3 | | Ceiling | | | | Concr | Blue | 0 | 0.1 |
| Roaches Run Pumping Station | 90 | 05/07/03 | 9:26:21 | Basement | Room | 1 | A | Wall | | Midle Wall | | Concrte | Unknown | 0.1 | 0.1 |
| Roaches Run Pumping Station | 91 | 05/07/03 | 9:26:42 | Basement | Room | 1 | D | Wall | | Midle Wall | | Concrte | Unknown | 0.01 | 0.1 |
| Roaches Run Pumping Station | 92 | 05/07/03 | 9:28:00 | Basement | Room | 1 | | Main Pipe | | | | Metal | Beige | 2.12 | 0.1 |
| Roaches Run Pumping St | 93 | 05/07/03 | 9:28:17 | Basement | Room | 1 | | Main Pipe | | | | Metal | Beige | 2.33 | 0.1 |
| Roaches Run Pumping Station | 94 | 05/07/03 | 9:28:33 | Basement | Room | 1 | | Main Pipe | | | | Metal | Beige | 3.58 | 0.1 |
| Roaches Run Pumping St | 95 | 05/07/03 | 9:28:47 | Basement | Room | 1 | | Main Pipe | | | | Metal | Beige | 1.24 | 0.1 |
| Roaches Run Pumping St | 96 | 05/07/03 | 9:29:35 | Basement | Room | 1 | | Valve | | Wheel | | Metal | Orange | 2.72 | 0.1 |

Asbestos Lead-based
Paint Inspection
Arlington County Water Pollution Control Plant
May 2003

| Site | XLNo | Date | Time | Floor | Room | Room# | Side | Structure | Str# | Feature | Fea# | Substrate | Color | PbL | Plus/Minus |
|---|---|---|---|---|---|---|---|---|---|---|---|---|---|---|---|
| Roaches Run Pumping St | 97 | 05/07/03 | 9:30:48 | Basement | Room | 1 | | Pump | | | | Metal | Grey | 2.49 | 0.1 |
| Roaches Run Pumping St | 98 | 05/07/03 | 9:31:11 | Basement | Room | 1 | | Shaft | | Guard | | Metal | Grey | 0 | 0.1 |
| Roaches Run Pumping St | 99 | 05/07/03 | 9:31:42 | Basement | Room | 1 | | Shaft | | Guard | | Metal | Grey | 0 | 0.1 |
| Roaches Run Pumping St | 100 | 05/07/03 | 9:32:21 | Basement | Room | 1 | | Shaft | | Guard Support | | Metal | Blue | 0 | 0.1 |
| Roaches Run Pumping St | 101 | 05/07/03 | 9:32:35 | Basement | Room | 1 | | Shaft | | Guard Support | | Metal | Blue | 0 | 0.1 |
| Roaches Run Pumping St | 102 | 05/07/03 | 9:33:04 | Basement | Room | 1 | | Pump | | Support | | Metal | Grey | 1.78 | 0.1 |
| Roaches Run Pumping St | 103 | 05/07/03 | 9:34:47 | Basement | Room | 1 | | Overhead | | I-beam | | Metal | Grey | 0 | 0.1 |
| Roaches Run Pumping Station | 104 | 05/07/03 | 9:37:24 | 1 | Outside | | A | Door | | Door | | Metal | Unknown | 0 | 0.1 |
| Roaches Run Pumping Station | 105 | 05/07/03 | 9:37:42 | 1 | Outside | | A | Door | | Jamb | | Metal | Unknown | 0 | 0.1 |
| Roaches Run Pumping Station | 106 | 05/07/03 | 9:38:03 | 1 | Outside | | A | Door | | Door | | Metal | Unknown | 0 | 0.1 |
| Roaches Run Pumping St | 107 | 05/07/03 | 9:38:23 | 1 | Outside | | A | Door | | Jamb | | Metal | Unknown | 5.09 | 0.1 |
| Gulf Run Pumping Station | 108 | 05/07/03 | 10:13:06 | 1 | Room | 1 | A | Door | | Door | | Metal | Unknown | 0 | 0.1 |
| Gulf Run Pumping Station | 109 | 05/07/03 | 10:13:22 | 1 | Room | 1 | A | Door | | Jamb | Lft | Metal | Unknown | 0 | 0.1 |
| Gulf Run Pumping Station | 110 | 05/07/03 | 10:13:39 | 1 | Room | 1 | B | Door | | Jamb | Lft | Concrte | Unknown | 0.18 | 0.1 |
| Gulf Run Pumping Station | 111 | 05/07/03 | 10:16:08 | 1 | Room | 1 | C | Door | | Door | | Metal | Unknown | 0 | 0.1 |
| Gulf Run Pumping Station | 112 | 05/07/03 | 10:16:28 | 1 | Room | 1 | C | Door | | Jamb | Lft | Metal | Unknown | 0 | 0.1 |
| Gulf Run Pumping Stati | 113 | 05/07/03 | 10:17:11 | 1 | Room | 1 | | Pump | | Motor | | Metal | Grey | 0.01 | 0.1 |
| Gulf Run Pumping Station | 114 | 05/07/03 | 10:17:24 | 1 | Room | 1 | | Pump | | Motor | | Metal | Grey | 0 | 0.1 |
| Gulf Run Pumping Stati | 115 | 05/07/03 | 10:17:35 | 1 | Room | 1 | | Pump | | Motor | | Metal | Grey | 0 | 0.1 |
| Gulf Run Pumping Station | 116 | 05/07/03 | 10:17:57 | 1 | Room | 1 | C | Stairs | | Rail cap | | Metal | Unknown | 0.06 | 0.1 |
| Gulf Run Pumping Station | 117 | 05/07/03 | 10:18:30 | 1 | Room | 1 | C | Stairs | | Tread | | Concrte | Unknown | 0 | 0.1 |
| Gulf Run Pumping Station | 118 | 05/07/03 | 10:18:45 | 1 | Room | 1 | C | Stairs | | Riser | | Concrte | Unknown | 0 | 0.1 |
| Gulf Run Pumping Station | 119 | 05/07/03 | 10:19:00 | 1 | Room | 1 | C | Stairs | | Wall | | Concrte | Unknown | 0.13 | 0.1 |
| Gulf Run Pumping Station | 120 | 05/07/03 | 10:19:13 | 1 | Room | 1 | C | Stairs | | Stringer | | Concrte | Unknown | 0.04 | 0.1 |
| Gulf Run Pumping Station | 121 | 05/07/03 | 10:21:51 | 1 | Room | 1 | | Electrical | | Panel | | Metal | Grey | 0 | 0.1 |
| Gulf Run Pumping Stati | 122 | 05/07/03 | 10:22:02 | 1 | Room | 1 | | Electrical | | Panel | | Metal | Grey | 0 | 0.1 |
| Gulf Run Pumping Stati | 123 | 05/07/03 | 10:22:12 | 1 | Room | 1 | | Electrical | | Panel | | Metal | Grey | 0 | 0.1 |
| Gulf Run Pumping Stati | 124 | 05/07/03 | 10:22:26 | 1 | Room | 1 | | Compressor | | Tank | Small | Metal | Grey | 0 | 0.1 |
| Gulf Run Pumping Stati | 125 | 05/07/03 | 10:22:40 | 1 | Room | 1 | | Compressor | | Tank | large | Metal | Blue | 0.03 | 0.1 |
| Gulf Run Pumping Stati | 126 | 05/07/03 | 10:22:51 | 1 | Room | 1 | | Electrical | | Heater | | Metal | Beige | 0 | 0.1 |
| Gulf Run Pumping Station | 127 | 05/07/03 | 10:23:19 | 1 | Bath | 1 | B | Door | | Door | | Metal | Unknown | 0 | 0.1 |
| Gulf Run Pumping Station | 128 | 05/07/03 | 10:23:33 | 1 | Bath | 1 | B | Door | | Jamb | Lft | Metal | Unknown | 0 | 0.1 |
| Gulf Run Pumping Station | 129 | 05/07/03 | 10:24:47 | 1 | Bath | 1 | D | Wall | | Midle Wall | | Concrte | Unknown | 0.05 | 0.1 |
| Gulf Run Pumping Stati | 130 | 05/07/03 | 10:25:00 | 1 | Bath | 1 | D | Duct | | | | Metal | Blue | 0.03 | 0.1 |
| Gulf Run Pumping Stati | 131 | 05/07/03 | 10:25:50 | 1 | Bath | 1 | A | Toilet | | Stall | | Metal | Unknown | 0.15 | 0.1 |
| Gulf Run Pumping Station | 132 | 05/07/03 | 10:26:51 | 1 | Room | 2 | A | Door | | Door | | Metal | Unknown | 0 | 0.1 |
| Gulf Run Pumping Station | 133 | 05/07/03 | 10:27:12 | 1 | Room | 2 | A | Door | | Jamb | Lft | Metal | Unknown | 0 | 0.1 |
| Gulf Run Pumping Station | 134 | 05/07/03 | 10:30:07 | 1 | Room | 2 | | Generator | | Diesel | | Metal | Beige | 0 | 0.1 |
| Gulf Run Pumping Stati | 135 | 05/07/03 | 10:30:27 | 1 | Room | 2 | | Generator | | Diesel | | Metal | Beige | 0 | 0.1 |
| Gulf Run Pumping Stati | 136 | 05/07/03 | 10:30:42 | 1 | Room | 2 | | Generator | | Diesel | | Metal | Beige | 0 | 0.1 |
| Gulf Run Pumping Stati | 137 | 05/07/03 | 10:30:58 | 1 | Room | 2 | | Floor | | Grill | | Metal | Yellow | 0.1 | 0.1 |
| Gulf Run Pumping Stati | 138 | 05/07/03 | 10:31:51 | 1 | Room | 2 | | Fuel Tank | | Diesel | | Metal | Blue | 0 | 0.1 |
| Gulf Run Pumping Stati | 139 | 05/07/03 | 10:33:47 | 1 | Room | 2 | | Hoist | | I-beam | | Metal | Yellow | 2.21 | 0.1 |
| Gulf Run Pumping Stati | 140 | 05/07/03 | 10:34:00 | 1 | Room | 2 | | Ceiling | | Beam | | Metal | Red | 0.04 | 0.1 |
| Gulf Run Pumping Stati | 141 | 05/07/03 | 10:36:22 | 1 | Room | 2 | | Generator | | Support I-Beam | | Metal | Beige | 0 | 0.1 |
| Gulf Run Pumping Station | 142 | 05/07/03 | 10:37:15 | Basement | Room | 1 | A | Wall | | Midle Wall | | Concrte | Unknown | 0.01 | 0.1 |
| Gulf Run Pumping Station | 143 | 05/07/03 | 10:37:32 | Basement | Room | 1 | B | Wall | | Midle Wall | | Concrte | Unknown | 0.01 | 0.1 |
| Gulf Run Pumping Stati | 144 | 05/07/03 | 10:38:00 | Basement | Room | 1 | | Ceiling | | | | Concr | Unknown | 0 | 0.1 |

Asbestos Lead-based
Paint Inspection
Arlington County Water Pollution Control Plant
May 2003

| Site | XLNo | Date | Time | Floor | Room | Room# | Side | Structure | Str# | Feature | Fea# | Substrate | Color | PbL | Plus/Minus |
|---|---|---|---|---|---|---|---|---|---|---|---|---|---|---|---|
| Gulf Run Pumping Station | 145 | 05/07/03 | 10:39:38 | 1 | Room | 1 | | Main Pipe | | | | Metal | Beige | 0.01 | 0.1 |
| Gulf Run Pumping Station | 146 | 05/07/03 | 10:39:48 | 1 | Room | 1 | | Main Pipe | | | | Metal | Beige | 0 | 0.1 |
| Gulf Run Pumping Station | 147 | 05/07/03 | 10:39:58 | 1 | Room | 1 | | Main Pipe | | | | Metal | Beige | 0.03 | 0.1 |
| Gulf Run Pumping Stati | 148 | 05/07/03 | 10:40:10 | 1 | Room | 1 | | Main Pipe | | | | Metal | Beige | 0 | 0.1 |
| Gulf Run Pumping Stati | 149 | 05/07/03 | 10:40:22 | 1 | Room | 1 | | Main Pipe | | | | Metal | Beige | 0 | 0.1 |
| Gulf Run Pumping Station | 150 | 05/07/03 | 10:40:32 | 1 | Room | 1 | | Main Pipe | | | | Metal | Beige | 0 | 0.1 |
| Gulf Run Pumping Stati | 151 | 05/07/03 | 10:42:37 | 1 | Room | 1 | | Pump Support | | | | Metal | Grey | 0 | 0.1 |
| Gulf Run Pumping Stati | 152 | 05/07/03 | 10:42:47 | 1 | Room | 1 | | Pump Support | | | | Metal | Grey | 0.01 | 0.1 |
| Gulf Run Pumping Station | 153 | 05/07/03 | 10:42:58 | 1 | Room | 1 | | Pump | | | | Metal | Grey | 0 | 0.1 |
| Gulf Run Pumping Stati | 154 | 05/07/03 | 10:43:09 | 1 | Room | 1 | | Pump | | | | Metal | Grey | 0 | 0.1 |
| Gulf Run Pumping Stati | 155 | 05/07/03 | 10:43:22 | 1 | Room | 1 | | Pump | | | | Metal | Grey | 0 | 0.1 |
| Gulf Run Pumping Stati | 156 | 05/07/03 | 10:43:32 | 1 | Room | 1 | | Pump | | Guard | | Metal | White | 0 | 0.1 |
| Gulf Run Pumping Stati | 157 | 05/07/03 | 10:43:44 | 1 | Room | 1 | | Pump | | Guard | | Metal | White | 0.01 | 0.1 |
| Gulf Run Pumping Stati | 158 | 05/07/03 | 10:43:55 | 1 | Room | 1 | | Electrical | | Conduit | | Metal | Silver | 0.02 | 0.1 |
| Gulf Run Pumping Station | 159 | 05/07/03 | 10:45:32 | 1 | Outside | | A | Door | | Door | | Metal | Unknown | 0 | 0.1 |
| Gulf Run Pumping Station | 160 | 05/07/03 | 10:45:45 | 1 | Outside | | A | Door | | Jamb | | Metal | Unknown | 0 | 0.1 |
| Gulf Run Pumping Stati | 161 | 05/07/03 | 10:46:52 | 1 | Room | 1 | | Hoist | | I-beam | | Metal | Yellow | 1.75 | 0.1 |
| Gulf Run Pumping Stati | 162 | 05/07/03 | 10:47:10 | 1 | Room | 1 | | Ceiling | | I-beam | | Metal | Red | 0.04 | 0.1 |
| Gulf Run Pumping Station | 163 | 05/07/03 | 10:50:11 | 1 | Outside | | A | Door | | Door | | Metal | Unknown | 0 | 0.1 |
| Gulf Run Pumping Stati | 164 | 05/07/03 | 10:50:30 | 1 | Outside | | A | Door | | Jamb | | Metal | Unknown | 0 | 0.1 |
| Gulf Run Pumping Station | 165 | 05/07/03 | 10:51:36 | 1 | Outside | | A | Ext Wall | | Trim | Upr | Metal | Unknown | 0.06 | 0.1 |
| River Crest Pumping St | 166 | 05/07/03 | 11:21:50 | 1 | Outside | | A | Vent Pipe | | | | Metal | Green | 0.05 | 0.1 |
| River Crest Pumping St | 167 | 05/07/03 | 11:22:13 | 1 | Outside | | C | Vent Pipe | | | | Metal | Green | 1.19 | 0.1 |
| River Crest Pumping St | 168 | 05/07/03 | 11:22:35 | 1 | Outside | | A | Fuse Box | | Pole | | Metal | Green | 3.42 | 0.1 |
| River Crest Pumping St | 169 | 05/07/03 | 11:22:53 | 1 | Outside | | A | Fuse Box | | | | Metal | Green | 2.8 | 0.1 |
| River Crest Pumping St | 170 | 05/07/03 | 11:23:24 | 1 | Outside | | A | Generator | | Emergency | | Metal | Green | 0.42 | 0.1 |
| River Crest Pumping St | 171 | 05/07/03 | 11:23:37 | 1 | Outside | | A | Slab | | | | Metal | Green | 0.65 | 0.1 |
| River Crest Pumping St | 172 | 05/07/03 | 11:24:04 | 1 | Outside | | A | Access | | Door | | Metal | Silver | 0 | 0.1 |
| River Crest Pumping St | 173 | 05/07/03 | 11:25:22 | Basement | | 1 | A | Wall | | | | Metal | White | 0 | 0.1 |
| River Crest Pumping St | 174 | 05/07/03 | 11:25:50 | Basement | | 1 | | Floor | | | | Concr | Red | 0 | 0.1 |
| River Crest Pumping St | 175 | 05/07/03 | 11:26:11 | Basement | | 1 | | Motor | | | | Metal | Grey | 0 | 0.1 |
| River Crest Pumping St | 176 | 05/07/03 | 11:26:22 | Basement | | 1 | | Motor | | | | Metal | Grey | 0 | 0.1 |
| River Crest Pumping St | 177 | 05/07/03 | 11:26:34 | Basement | | 1 | | Motor | | Deck | | Metal | Blue | 0 | 0.1 |
| River Crest Pumping St | 178 | 05/07/03 | 11:26:45 | Basement | | 1 | | Motor | | Deck | | Metal | Red | 0 | 0.1 |
| River Crest Pumping St | 179 | 05/07/03 | 11:27:09 | Basement | | 1 | | Main Pipe | | | | Metal | Beige | 0.07 | 0.1 |
| River Crest Pumping St | 180 | 05/07/03 | 11:27:27 | Basement | | 1 | | Valve | | Wheel | | Metal | Black | 0.01 | 0.1 |
| River Crest Pumping St | 181 | 05/07/03 | 11:27:41 | Basement | | 1 | | Electrical | | Box | | Metal | Grey | 0.01 | 0.1 |
| River Crest Pumping St | 182 | 05/07/03 | 11:27:51 | Basement | | 1 | | Valve | | | | Metal | Black | 0 | 0.1 |
| River Crest Pumping St | 183 | 05/07/03 | 11:28:05 | Basement | | 1 | | Vent Pipe | | | | Metal | Green | 0.07 | 0.1 |
| River Crest Pumping St | 184 | 05/07/03 | 11:28:40 | Basement | | 1 | | Vent Pipe | | | | Metal | Green | 0 | 0.1 |
| River Crest Pumping St | 185 | 05/07/03 | 11:29:15 | Basement | | 1 | | Conduit | | | | Metal | Silver | 0 | 0.1 |
| Windy Run Pumping Stat | 186 | 05/07/03 | 12:48:44 | 1 | Room | 1 | A | Door | | Door | | Metal | Unknown | 0.01 | 0.1 |
| Windy Run Pumping Stat | 187 | 05/07/03 | 12:48:58 | 1 | Room | 1 | A | Door | | Jamb | Lft | Metal | Unknown | 0.01 | 0.1 |
| Windy Run Pumping Stat | 188 | 05/07/03 | 12:58:28 | 1 | Room | 1 | | Generator | | I-beam | | Metal | Bronze | 0.12 | 0.1 |
| Windy Run Pumping Stat | 189 | 05/07/03 | 12:58:42 | 1 | Room | 1 | | Generator | | I-beam | | Metal | Bronze | 0.11 | 0.1 |
| Windy Run Pumping Station | 190 | 05/07/03 | 12:58:55 | 1 | Room | 1 | | Generator | | I-beam | | Metal | Bronze | 0.05 | 0.1 |
| Windy Run Pumping Stat | 191 | 05/07/03 | 12:59:42 | 1 | Room | 1 | | Generator | | I-beam Support | | Metal | Bronze | 0.09 | 0.1 |
| Windy Run Pumping Stat | 192 | 05/07/03 | 13:00:39 | 1 | Room | 1 | | Hoist | | I-beam | | Metal | Black | 0 | 0.1 |

Asbestos Lead-based
Paint Inspection
Arlington County Water Pollution Control Plant
May 2003

| Site | XLNo | Date | Time | Floor | Room | Room# | Side | Structure | Str# | Feature | Fea# | Substrate | Color | PbL | Plus/Minus |
|---|---|---|---|---|---|---|---|---|---|---|---|---|---|---|---|
| Windy Run Pumping Stat | 193 | 05/07/03 | 13:01:06 | 1 | Room | 1 | | Ceiling | | I-beam | | Metal | White | 0.3 | 0.1 |
| Windy Run Pumping Stat | 194 | 05/07/03 | 13:01:33 | 1 | Room | 1 | | Ceiling | | | | Concr | White | 0.06 | 0.1 |
| Windy Run Pumping Stat | 195 | 05/07/03 | 13:02:47 | 1 | Room | 1 | | Electrical | | Panel | | Metal | Grey | 0.37 | 0.1 |
| Windy Run Pumping Stat | 196 | 05/07/03 | 13:03:00 | 1 | Room | 1 | | Electrical | | Panel | | Metal | Grey | 0.01 | 0.1 |
| Windy Run Pumping Stat | 197 | 05/07/03 | 13:03:35 | 1 | Room | 1 | | I-beam | | Hanger | | Metal | Silver | 1.06 | 0.1 |
| Windy Run Pumping Stat | 198 | 05/07/03 | 13:04:28 | 1 | Room | 1 | | Drain | | Pipe | | Metal | Black | 0.12 | 0.1 |
| Windy Run Pumping Stat | 199 | 05/07/03 | 13:04:40 | 1 | Room | 1 | | Pump | | Diesel | | Metal | Grey | 0.01 | 0.1 |
| Windy Run Pumping Stat | 200 | 05/07/03 | 13:04:54 | 1 | Room | 1 | | Pump | | Diesel | | Metal | Red | 0.01 | 0.1 |
| Windy Run Pumping Stat | 201 | 05/07/03 | 13:05:45 | 1 | Room | 1 | | Floor | | | | Concr | Unknown | 0.23 | 0.1 |
| Windy Run Pumping Stat | 202 | 05/07/03 | 13:06:18 | 1 | Room | 1 | | Toilet | | Stall | | Metal | Unknown | 0.03 | 0.1 |
| Windy Run Pumping Station | 203 | 05/07/03 | 13:07:59 | 1 | Room | 1 | | Ceiling | | | | Metal | Unknown | 0.01 | 0.1 |
| Windy Run Pumping Station | 204 | 05/07/03 | 13:08:25 | 1 | Room | 1 | D | Window | | Sash | Lwr | Metal | Unknown | 0.03 | 0.1 |
| Windy Run Pumping Station | 205 | 05/07/03 | 13:09:02 | 1 | Room | 2 | A | Door | | Door | | Metal | Unknown | 0.01 | 0.1 |
| Windy Run Pumping Station | 206 | 05/07/03 | 13:09:16 | 1 | Room | 2 | A | Door | | Jamb | Lft | Metal | Unknown | 0.01 | 0.1 |
| Windy Run Pumping Station | 207 | 05/07/03 | 13:09:31 | 1 | Room | 2 | A | Wall | | Midle Wall | | Concrte | Unknown | 0.03 | 0.1 |
| Windy Run Pumping Station | 208 | 05/07/03 | 13:09:47 | 1 | Room | 2 | B | Wall | | Midle Wall | | Concrte | Unknown | 0.02 | 0.1 |
| Windy Run Pumping Stat | 209 | 05/07/03 | 13:10:06 | 1 | Room | 2 | | Floor | | | | Concr | Unknown | 0.07 | 0.1 |
| Windy Run Pumping Station | 210 | 05/07/03 | 13:10:24 | 1 | Room | 2 | A | Stairs | | Tread | | Concrte | Unknown | 0.48 | 0.1 |
| Windy Run Pumping Station | 211 | 05/07/03 | 13:10:37 | 1 | Room | 2 | A | Stairs | | Riser | | Concrte | Unknown | 0.15 | 0.1 |
| Windy Run Pumping Station | 212 | 05/07/03 | 13:10:52 | 1 | Room | 2 | C | Stairs | | Rail cap | | Metal | Unknown | 0.19 | 0.1 |
| Windy Run Pumping Station | 213 | 05/07/03 | 13:11:17 | 1 | Room | 2 | C | Stairs | | Tread | | Concrte | Unknown | 0.01 | 0.1 |
| Windy Run Pumping Station | 214 | 05/07/03 | 13:11:30 | 1 | Room | 2 | C | Stairs | | Riser | | Concrte | Unknown | 0 | 0.1 |
| Windy Run Pumping Station | 215 | 05/07/03 | 13:11:55 | 1 | Room | 2 | C | Ceiling | | Riser | | Concrte | Unknown | 0.12 | 0.1 |
| Windy Run Pumping Stat | 216 | 05/07/03 | 13:16:15 | 1 | Room | 2 | | Ceiling | | Beam | | Metal | White | 0.14 | 0.1 |
| Windy Run Pumping Stat | 217 | 05/07/03 | 13:16:40 | 1 | Room | 2 | | Hoist | | I-beam | | Metal | Green | 0.11 | 0.1 |
| Windy Run Pumping Stat | 218 | 05/07/03 | 13:17:15 | 1 | Room | 2 | | Compressor | | Tank | | Metal | Blue | 0 | 0.1 |
| Windy Run Pumping Stat | 219 | 05/07/03 | 13:17:25 | 1 | Room | 2 | | Water | | Tank | | Metal | Blue | 0 | 0.1 |
| Windy Run Pumping Stat | 220 | 05/07/03 | 13:17:37 | 1 | Room | 2 | | Compressor | | Pipe | | Metal | Blue | 0 | 0.1 |
| Windy Run Pumping Stat | 221 | 05/07/03 | 13:17:47 | 1 | Room | 2 | | Compressor | | Motor | | Metal | Grey | 0.02 | 0.1 |
| Windy Run Pumping Station | 222 | 05/07/03 | 13:18:00 | 1 | Room | 2 | | Pump | | Motor | | Metal | Grey | 0.26 | 0.1 |
| Windy Run Pumping Stat | 223 | 05/07/03 | 13:18:18 | 1 | Room | 2 | | Pump | | Motor | | Metal | Grey | 0.18 | 0.1 |
| Windy Run Pumping Stat | 224 | 05/07/03 | 13:18:29 | 1 | Room | 2 | | Pump | | Motor | | Metal | Grey | 0.17 | 0.1 |
| Windy Run Pumping Stat | 225 | 05/07/03 | 13:18:47 | 1 | Room | 2 | | Valve | | | | Metal | Grey | 0 | 0.1 |
| Windy Run Pumping Stat | 226 | 05/07/03 | 13:18:58 | 1 | Room | 2 | | Valve | | Wheel | | Metal | Orange | 0.1 | 0.1 |
| Windy Run Pumping Stat | 227 | 05/07/03 | 13:19:14 | 1 | Room | 2 | | Fan | | Housing | | Metal | Grey | 0.05 | 0.1 |
| Windy Run Pumping Stat | 228 | 05/07/03 | 13:19:24 | 1 | Room | 2 | | Electrical | | Panel | | Metal | Grey | 0.07 | 0.1 |
| Windy Run Pumping Station | 229 | 05/07/03 | 13:25:45 | Basement | Room | 1 | | Main Pipe | | | | Metal | Yellow | 0.36 | 0.1 |
| Windy Run Pumping Station | 230 | 05/07/03 | 13:25:58 | Basement | Room | 1 | | Main Pipe | | | | Metal | Yellow | 1.23 | 0.1 |
| Windy Run Pumping Station | 231 | 05/07/03 | 13:26:58 | Basement | Room | 1 | | Main Pipe | | | | Metal | Yellow | 2.15 | 0.1 |
| Windy Run Pumping Station | 232 | 05/07/03 | 13:27:15 | Basement | Room | 1 | | Main Pipe | | | | Metal | Yellow | 3.71 | 0.1 |
| Windy Run Pumping Stat | 233 | 05/07/03 | 13:27:29 | Basement | Room | 1 | | Main Pipe | | | | Metal | Yellow | 1.2 | 0.1 |
| Windy Run Pumping Stat | 234 | 05/07/03 | 13:27:40 | Basement | Room | 1 | | Main Pipe | | | | Metal | Yellow | 1.73 | 0.1 |
| Windy Run Pumping Station | 235 | 05/07/03 | 13:28:14 | Basement | Room | 1 | | Valve | | Wheel | | Metal | Yellow | 0.16 | 0.1 |
| Windy Run Pumping Stat | 236 | 05/07/03 | 13:28:27 | Basement | Room | 1 | | Valve | | Wheel | | Metal | Yellow | 0.19 | 0.1 |
| Windy Run Pumping Stat | 237 | 05/07/03 | 13:28:38 | Basement | Room | 1 | | Valve | | Wheel | | Metal | Yellow | 0.31 | 0.1 |
| Windy Run Pumping Stat | 238 | 05/07/03 | 13:29:01 | Basement | Room | 1 | | Pump | | | | Metal | Grey | 0 | 0.1 |
| Windy Run Pumping Station | 239 | 05/07/03 | 13:29:13 | Basement | Room | 1 | | Pump | | | | Metal | Grey | 0.01 | 0.1 |
| Windy Run Pumping Stat | 240 | 05/07/03 | 13:29:24 | Basement | Room | 1 | | Pump | | | | Metal | Grey | 0 | 0.1 |

Asbestos Lead-based
Paint Inspection
Arlington County Water Pollution Control Plant
May 2003

| Site | XLNo | Date | Time | Floor | Room | Room# | Side | Structure | Str# | Feature | Fea# | Substrate | Color | PbL | Plus/Minus |
|---|---|---|---|---|---|---|---|---|---|---|---|---|---|---|---|
| Windy Run Pumping Stat | 241 | 05/07/03 | 13:29:34 | Basement | Room | 1 | | Pump | | Stand | | Metal | Grey | 0 | 0.1 |
| Windy Run Pumping Stat | 242 | 05/07/03 | 13:29:58 | Basement | Room | 1 | | Sump Pump | | Pipe | | Metal | Silver | 1.25 | 0.1 |
| Windy Run Pumping Stat | 243 | 05/07/03 | 13:30:28 | Basement | Room | 1 | | Vent Pipe | | | | Metal | Beige | 0 | 0.1 |
| Windy Run Pumping Stat | 244 | 05/07/03 | 13:30:39 | Basement | Room | 1 | | Floor | | | | Metal | Grey | 0 | 0.1 |
| Windy Run Pumping Station | 245 | 05/07/03 | 13:35:54 | 1 | Room | 3 | B | Door | | Door | | Wood | Unknown | 1.78 | 0.1 |
| Windy Run Pumping Station | 246 | 05/07/03 | 13:36:38 | 1 | Room | 3 | B | Door | | Jamb | Rht | Metal | Unknown | 5.09 | 0.1 |
| Windy Run Pumping Station | 247 | 05/07/03 | 13:36:59 | 1 | Room | 3 | B | Wall | | Midle Wall | | Concrte | Unknown | 0.14 | 0.1 |
| Windy Run Pumping Station | 248 | 05/07/03 | 13:37:21 | 1 | Room | 3 | D | Wall | | Midle Wall | | Concrte | Unknown | 0 | 0.1 |
| Windy Run Pumping Stat | 249 | 05/07/03 | 13:37:38 | 1 | Room | 3 | | Ceiling | | | | Concr | Unknown | 0.05 | 0.1 |
| Windy Run Pumping Stat | 250 | 05/07/03 | 13:40:12 | 1 | Room | 3 | | Ceiling | | I-beam | | Concr | Blue | 0.01 | 0.1 |
| Windy Run Pumping Station | 251 | 05/07/03 | 13:40:24 | 1 | Room | 3 | | Valve | | | | Metal | Grey | 0 | 0.1 |
| Windy Run Pumping Stat | 252 | 05/07/03 | 13:40:34 | 1 | Room | 3 | | Valve | | | | Metal | Grey | 0.05 | 0.1 |
| Windy Run Pumping Stat | 253 | 05/07/03 | 13:40:45 | 1 | Room | 3 | | Valve | | | | Metal | Grey | 0 | 0.1 |
| Windy Run Pumping Stat | 254 | 05/07/03 | 13:41:00 | 1 | Room | 3 | | Valve | | Wheel | | Metal | Orange | 0.98 | 0.1 |
| Windy Run Pumping Stat | 255 | 05/07/03 | 13:41:11 | 1 | Room | 3 | | Valve | | Wheel | | Metal | Orange | 1.17 | 0.1 |
| Windy Run Pumping Stat | 256 | 05/07/03 | 13:41:22 | 1 | Room | 3 | | Valve | | Wheel | | Metal | Orange | 1.07 | 0.1 |
| Windy Run Pumping Stat | 257 | 05/07/03 | 13:42:49 | 1 | Room | 3 | | Duct | | Housing | | Metal | Green | 0 | 0.1 |
| Windy Run Pumping Stat | 258 | 05/07/03 | 13:43:01 | 1 | Room | 3 | | Duct | | I-beam Support | | Metal | Red | 0.01 | 0.1 |
| Windy Run Pumping Stat | 259 | 05/07/03 | 13:46:45 | 1 | Room | 3 | | Main Pipe | | | | Metal | Green | 0.04 | 0.1 |
| Windy Run Pumping Station | 260 | 05/07/03 | 13:48:45 | 1 | Outside | | A | Door | | Door | | Metal | Unknown | 0 | 0.1 |
| Windy Run Pumping Station | 261 | 05/07/03 | 13:49:03 | 1 | Outside | | A | Door | | Jamb | | Metal | Unknown | 0.01 | 0.1 |
| Windy Run Pumping Station | 262 | 05/07/03 | 13:50:09 | 1 | Outside | | B | Door | | Jamb | | Metal | Unknown | 0 | 0.1 |
| Windy Run Pumping Station | 263 | 05/07/03 | 13:50:27 | 1 | Outside | | B | Door | | Jamb | | Metal | Unknown | 5.09 | 0.1 |
| Windy Run Pumping Station | 264 | 05/07/03 | 13:50:47 | 1 | Outside | | B | Grounds | | Fence | | Metal | Unknown | 0.03 | 0.1 |
| Dover Run Pumping Stat | 265 | 05/07/03 | 14:10:01 | 1 | Bath | | A | Door | | Door | | Metal | Grey | 0.71 | 0.1 |
| Dover Run Pumping Stat | 266 | 05/07/03 | 14:10:21 | 1 | Bath | | A | Door | | Jamb | Lft | Metal | Grey | 0.64 | 0.1 |
| Dover Run Pumping Stat | 267 | 05/07/03 | 14:11:25 | 1 | Bath | | A | Wall | | Midle Wall | | Concr | Unknown | 0 | 0.1 |
| Dover Run Pumping Stat | 268 | 05/07/03 | 14:12:03 | 1 | Bath | | | Floor | | | | Concr | Unknown | 0.03 | 0.1 |
| Dover Run Pumping Station | 269 | 05/07/03 | 14:12:49 | 1 | Room | 1 | C | Stairs | | Newal post | | Metal | Unknown | 0 | 0.1 |
| Dover Run Pumping Station | 270 | 05/07/03 | 14:13:06 | 1 | Room | 1 | C | Stairs | | Rail cap | | Metal | Unknown | 0 | 0.1 |
| Dover Run Pumping Station | 271 | 05/07/03 | 14:13:23 | 1 | Room | 1 | C | Stairs | | Baluster | | Metal | Unknown | 0 | 0.1 |
| Dover Run Pumping Station | 272 | 05/07/03 | 14:13:49 | 1 | Room | 1 | C | Stairs | | Tread | | Metal | Unknown | 0 | 0.1 |
| Dover Run Pumping Stat | 273 | 05/07/03 | 14:15:12 | 1 | Room | 1 | | Generator | | Base | | Metal | Blue | 0.03 | 0.1 |
| Dover Run Pumping Stat | 274 | 05/07/03 | 14:15:30 | 1 | Room | 1 | | Generator | | Tank | | Metal | Black | 0 | 0.1 |
| Dover Run Pumping Stat | 275 | 05/07/03 | 14:15:50 | 1 | Room | 1 | | Generator | | Support I-Beam | | Metal | Yellow | 0 | 0.1 |
| Dover Run Pumping Station | 276 | 05/07/03 | 14:16:07 | 1 | Room | 1 | | Generator | | | | Metal | Unknown | 0 | 0.1 |
| Dover Run Pumping Station | 277 | 05/07/03 | 14:16:21 | 1 | Room | 1 | | Generator | | | | Metal | Unknown | 0 | 0.1 |
| Dover Run Pumping Stat | 278 | 05/07/03 | 14:16:52 | 1 | Room | 1 | | Generator | | | | Metal | Unknown | 0 | 0.1 |
| Dover Run Pumping Stat | 279 | 05/07/03 | 14:17:22 | 1 | Room | 1 | | Fuel Pipe | | | | Metal | Red | 0 | 0.1 |
| Dover Run Pumping Stat | 280 | 05/07/03 | 14:17:39 | 1 | Room | 1 | | Water | | Pipe | | Metal | Blue | 0 | 0.1 |
| Dover Run Pumping Stat | 281 | 05/07/03 | 14:18:24 | 1 | Room | 1 | | Generator | | Exhaust | | Metal | Orange | 0.02 | 0.1 |
| Dover Run Pumping Stat | 282 | 05/07/03 | 14:18:53 | 1 | Room | 1 | | Electrical | | Panel | | Metal | Grey | 0 | 0.1 |
| Dover Run Pumping Stat | 283 | 05/07/03 | 14:19:23 | 1 | Room | 1 | | Electrical | | Panel | | Metal | Grey | 0 | 0.1 |
| Dover Run Pumping Stat | 284 | 05/07/03 | 14:19:47 | 1 | Room | 1 | | Fan | | Housing | | Metal | Green | 0.51 | 0.1 |
| Dover Run Pumping Stat | 285 | 05/07/03 | 14:20:12 | 1 | Room | 1 | | Electrical | | Conduit | | Metal | Silver | 0.06 | 0.1 |
| Dover Run Pumping Stat | 286 | 05/07/03 | 14:20:35 | 1 | Room | 1 | | Hoist | | I-beam | | Metal | Blue | 0 | 0.1 |
| Dover Run Pumping Station | 287 | 05/07/03 | 14:21:33 | 1 | Room | 2 | A | Door | | Door | | Metal | Unknown | 0.67 | 0.1 |
| Dover Run Pumping Station | 288 | 05/07/03 | 14:21:53 | 1 | Room | 2 | A | Door | | Jamb | Rht | Metal | Unknown | 0.28 | 0.1 |

Asbestos Lead-based
Paint Inspection
Arlington County Water Pollution Control Plant
May 2003

| Site | XLNo | Date | Time | Floor | Room | Room# | Side | Structure | Str# | Feature | Fea# | Substrate | Color | PbL | Plus/Minus |
|---|---|---|---|---|---|---|---|---|---|---|---|---|---|---|---|
| Dover Run Pumping Station | 289 | 05/07/03 | 14:22:13 | 1 | Room | 2 | B | Wall | | Midle Wall | | Concrte | Unknown | 0.02 | 0.1 |
| Dover Run Pumping Station | 290 | 05/07/03 | 14:22:44 | 1 | Room | 2 | B | Stairs | | Rail cap | | Metal | Unknown | 0 | 0.1 |
| Dover Run Pumping Station | 291 | 05/07/03 | 14:23:21 | 1 | Room | 2 | B | Stairs | | Stringer | | Metal | Unknown | 0 | 0.1 |
| Dover Run Pumping Station | 292 | 05/07/03 | 14:24:01 | 1 | Room | 2 | | Floor | | Stringer | | Concrte | Unknown | 0.16 | 0.1 |
| Dover Run Pumping Stat | 293 | 05/07/03 | 14:24:52 | 1 | Room | 2 | A | Winch Support | | | | Metal | Yellow | 0.03 | 0.1 |
| Dover Run Pumping Stat | 294 | 05/07/03 | 14:25:55 | 1 | Room | 2 | A | Valve | | | | Metal | Grey | 0.01 | 0.1 |
| Dover Run Pumping Stat | 295 | 05/07/03 | 14:26:29 | 1 | Room | 2 | A | Valve | | Wheel | | Metal | Grey | 0.1 | 0.1 |
| Dover Run Pumping Stat | 296 | 05/07/03 | 14:29:15 | 1 | Room | 3 | | Main Pipe | | | | Metal | Beige | 1.6 | 0.1 |
| Dover Run Pumping Station | 297 | 05/07/03 | 14:29:30 | 1 | Room | 3 | | Main Pipe | | | | Metal | Beige | 1.25 | 0.1 |
| Dover Run Pumping Stat | 298 | 05/07/03 | 14:29:53 | 1 | Room | 3 | | Main Pipe | | | | Metal | Beige | 0.51 | 0.1 |
| Dover Run Pumping Stat | 299 | 05/07/03 | 14:30:24 | 1 | Room | 3 | | Pump | | | | Metal | Grey | 0.08 | 0.1 |
| Dover Run Pumping Stat | 300 | 05/07/03 | 14:30:36 | 1 | Room | 3 | | Pump | | | | Metal | Grey | 0 | 0.1 |
| Dover Run Pumping Stat | 301 | 05/07/03 | 14:30:54 | 1 | Room | 3 | | Pump | | Stand | | Metal | Grey | 0.04 | 0.1 |
| Dover Run Pumping Stat | 302 | 05/07/03 | 14:31:08 | 1 | Room | 3 | | Pump | | Stand | | Metal | Grey | 0.02 | 0.1 |
| Dover Run Pumping Stat | 303 | 05/07/03 | 14:31:26 | 1 | Room | 3 | | Valve | | Wheel | | Metal | Grey | 0.07 | 0.1 |
| Dover Run Pumping Stat | 304 | 05/07/03 | 14:31:49 | 1 | Room | 3 | | Valve | | | | Metal | Grey | 0.45 | 0.1 |
| Dover Run Pumping Stat | 305 | 05/07/03 | 14:32:26 | 1 | Room | 3 | | Water | | Pipe | | Metal | Blue | 0.03 | 0.1 |
| Dover Run Pumping Station | 306 | 05/07/03 | 14:32:51 | 1 | Room | 3 | A | Wall | | Midle Wall | | Concrte | Unknown | 0 | 0.1 |
| Dover Run Pumping Station | 307 | 05/07/03 | 14:33:17 | 1 | Room | 3 | | Floor | | Midle Wall | | Concrte | Unknown | 0.15 | 0.1 |
| Dover Run Pumping Station | 308 | 05/07/03 | 14:35:35 | 1 | Outside | | A | Door | | Door | | Metal | Unknown | 1.38 | 0.1 |
| Dover Run Pumping Station | 309 | 05/07/03 | 14:35:57 | 1 | Outside | | A | Door | | Jamb | | Metal | Unknown | 0.51 | 0.1 |
| Dover Run Pumping Station | 310 | 05/07/03 | 14:36:37 | 1 | Outside | | A | Door | | Door | | Metal | Unknown | 0.55 | 0.1 |
| Dover Run Pumping Station | 311 | 05/07/03 | 14:36:59 | 1 | Outside | | A | Door | | Jamb | | Metal | Unknown | 0.53 | 0.1 |
| Dover Run Pumping Stat | 312 | 05/07/03 | 14:38:57 | 1 | Outside | | A | Ext Wall | | Trim | Upr | Wood | Mustard | 1.09 | 0.1 |
| Dover Run Pumping Stat | 313 | 05/07/03 | 14:40:59 | 1 | Outside | | C | Radiator | | | | Metal | Blue | 0.23 | 0.1 |
| Kirkwood Pumping Station | 314 | 05/07/03 | 15:12:23 | 1 | Room | 1 | A | Door | | Door | | Metal | Unknown | 0.04 | 0.1 |
| Kirkwood Pumping Station | 315 | 05/07/03 | 15:12:40 | 1 | Room | 1 | A | Door | | Jamb | Lft | Metal | Unknown | 0.04 | 0.1 |
| Kirkwood Pumping Station | 316 | 05/07/03 | 15:12:56 | 1 | Room | 1 | A | Wall | | Midle Wall | | Concrte | Unknown | 0 | 0.1 |
| Kirkwood Pumping Station | 317 | 05/07/03 | 15:13:35 | 1 | Room | 1 | C | Wall | | Midle Wall | | Concrte | Unknown | 0 | 0.1 |
| Kirkwood Pumping Stati | 318 | 05/07/03 | 15:14:58 | 1 | Room | 1 | | Ceiling | | Truss | | Metal | Brown | 0.06 | 0.1 |
| Kirkwood Pumping Stati | 319 | 05/07/03 | 15:15:22 | 1 | Room | 1 | | Hoist | | I-beam | | Metal | Green | 5.09 | 0.1 |
| Kirkwood Pumping Stati | 320 | 05/07/03 | 15:15:56 | 1 | Room | 1 | | Electrical | | Conduit | | Metal | Silver | 0.06 | 0.1 |
| Kirkwood Pumping Stati | 321 | 05/07/03 | 15:16:12 | 1 | Room | 1 | | Generator | | Exhaust | | Metal | Silver | 0.01 | 0.1 |
| Kirkwood Pumping Stati | 322 | 05/07/03 | 15:16:55 | 1 | Room | 1 | | Generator | | Muffler | | Metal | Silver | 0 | 0.1 |
| Kirkwood Pumping Stati | 323 | 05/07/03 | 15:19:41 | 1 | Room | 1 | | Generator | | Diesel | | Metal | Yellow | 0.39 | 0.1 |
| Kirkwood Pumping Station | 324 | 05/07/03 | 15:20:00 | 1 | Room | 1 | | Generator | | Diesel | | Metal | Yellow | 0.67 | 0.1 |
| Kirkwood Pumping Stati | 325 | 05/07/03 | 15:20:14 | 1 | Room | 1 | | Generator | | Diesel | | Metal | Yellow | 0.28 | 0.1 |
| Kirkwood Pumping Stati | 326 | 05/07/03 | 15:20:34 | 1 | Room | 1 | | Water | | Tank | | Metal | Grey | 0.07 | 0.1 |
| Kirkwood Pumping Stati | 327 | 05/07/03 | 15:20:52 | 1 | Room | 1 | | Water | | Tank Piping | | Metal | Grey | 0.09 | 0.1 |
| Kirkwood Pumping Station | 328 | 05/07/03 | 15:21:33 | 1 | Room | 1 | | Motor | | | | Metal | Grey | 3.72 | 0.1 |
| Kirkwood Pumping Station | 329 | 05/07/03 | 15:21:50 | 1 | Room | 1 | | Motor | | | | Metal | Grey | 4.26 | 0.1 |
| Kirkwood Pumping Stati | 330 | 05/07/03 | 15:22:06 | 1 | Room | 1 | | Motor | | | | Metal | Grey | 3.95 | 0.1 |
| Kirkwood Pumping Stati | 331 | 05/07/03 | 15:22:19 | 1 | Room | 1 | | Motor | | | | Metal | Grey | 3.01 | 0.1 |
| Kirkwood Pumping Station | 332 | 05/07/03 | 15:22:55 | 1 | Room | 1 | | Electrical | | Panel | | Metal | Grey | 0 | 0.1 |
| Kirkwood Pumping Stati | 333 | 05/07/03 | 15:23:10 | 1 | Room | 1 | | Electrical | | Panel | | Metal | Grey | 0 | 0.1 |
| Kirkwood Pumping Station | 334 | 05/07/03 | 15:23:23 | 1 | Room | 1 | | Electrical | | Panel | | Metal | Grey | 0.03 | 0.1 |
| Kirkwood Pumping Stati | 335 | 05/07/03 | 15:23:35 | 1 | Room | 1 | | Electrical | | Panel | | Metal | Grey | 0.01 | 0.1 |
| Kirkwood Pumping Stati | 336 | 05/07/03 | 15:23:45 | 1 | Room | 1 | | Electrical | | Conduit | | Metal | Beige | 0 | 0.1 |

Asbestos Lead-based
Paint Inspection
Arlington County Water Pollution Control Plant
May 2003

| Site | XLNo | Date | Time | Floor | Room | Room# | Side | Structure | Str# | Feature | Fea# | Substrate | Color | PbL | Plus/Minus |
|---|---|---|---|---|---|---|---|---|---|---|---|---|---|---|---|
| Kirkwood Pumping Stati | 337 | 05/07/03 | 15:23:56 | 1 | Room | 1 | | Electrical | | Conduit | | Metal | Beige | 0.06 | 0.1 |
| Kirkwood Pumping Stati | 338 | 05/07/03 | 15:24:43 | 1 | Room | 1 | | Generator | | I-beam Support | | Metal | Yellow | 0.28 | 0.1 |
| Kirkwood Pumping Station | 339 | 05/07/03 | 15:25:35 | 1 | Room | 1 | | Floor | | | | Metal | Unknown | 0 | 0.1 |
| Kirkwood Pumping Station | 340 | 05/07/03 | 15:26:17 | Basement | Room | 1 | D | Door | | Door | | Metal | Unknown | 0.02 | 0.1 |
| Kirkwood Pumping Station | 341 | 05/07/03 | 15:26:33 | Basement | Room | 1 | D | Door | | Jamb | Lft | Metal | Unknown | 0.01 | 0.1 |
| Kirkwood Pumping Station | 342 | 05/07/03 | 15:26:49 | Basement | Room | 1 | A | Wall | | Midle Wall | | Concrte | Unknown | 0.03 | 0.1 |
| Kirkwood Pumping Station | 343 | 05/07/03 | 15:27:11 | Basement | Room | 1 | D | Stairs | | Rail cap | | Metal | Unknown | 0 | 0.1 |
| Kirkwood Pumping Station | 344 | 05/07/03 | 15:27:29 | Basement | Room | 1 | D | Stairs | | Wall | | Concrte | Unknown | 0.01 | 0.1 |
| Kirkwood Pumping Station | 345 | 05/07/03 | 15:27:49 | Basement | Room | 1 | D | Stairs | | Stringer | | Concrte | Unknown | 0.05 | 0.1 |
| Kirkwood Pumping Station | 346 | 05/07/03 | 15:28:16 | Basement | Room | 1 | A | Wall | | Midle Wall | | Concrte | Unknown | 0.1 | 0.1 |
| Kirkwood Pumping Stati | 347 | 05/07/03 | 15:29:16 | Basement | Room | 1 | | Ceiling | | Beam | | Concr | Blue | 0.15 | 0.1 |
| Kirkwood Pumping Stati | 348 | 05/07/03 | 15:29:51 | Basement | Room | 1 | | Ceiling | | | | Metal | Blue | 0 | 0.1 |
| Kirkwood Pumping Stati | 349 | 05/07/03 | 15:30:45 | Basement | Room | 1 | | Hoist | | I-beam | | Metal | Beige | 1.57 | 0.1 |
| Kirkwood Pumping Stati | 350 | 05/07/03 | 15:31:31 | Basement | Room | 1 | | Floor | | Deck | | Metal | Silver | 0 | 0.1 |
| Kirkwood Pumping Stati | 351 | 05/07/03 | 15:31:49 | Basement | Room | 1 | | Valve | | | | Metal | Grey | 0 | 0.1 |
| Kirkwood Pumping Stati | 352 | 05/07/03 | 15:32:05 | Basement | Room | 1 | | Valve | | Wheel | | Metal | Grey | 0.31 | 0.1 |
| Kirkwood Pumping Stati | 353 | 05/07/03 | 15:32:34 | Basement | Room | 1 | | Electrical | | Box | | Metal | Silver | 0 | 0.1 |
| Kirkwood Pumping Station | 354 | 05/07/03 | 15:34:11 | Basement | Room | 2 | A | Wall | | Midle Wall | | Concrte | Unknown | 0 | 0.1 |
| Kirkwood Pumping Station | 355 | 05/07/03 | 15:34:26 | Basement | Room | 2 | | Floor | | Midle Wall | | Metal | Unknown | 0 | 0.1 |
| Kirkwood Pumping Station | 356 | 05/07/03 | 15:34:53 | Basement | Room | 2 | C | Stairs | | Stringer | | Concrte | Unknown | 0 | 0.1 |
| Kirkwood Pumping Station | 357 | 05/07/03 | 15:35:09 | Basement | Room | 2 | C | Stairs | | Rail cap | | Metal | Unknown | 0 | 0.1 |
| Kirkwood Pumping Station | 358 | 05/07/03 | 15:35:58 | Basement | Room | 2 | | Ceiling | | Rail cap | | Concrte | Unknown | 0.01 | 0.1 |
| Kirkwood Pumping Stati | 359 | 05/07/03 | 15:36:52 | Basement | Room | 2 | A | Ceiling | | Beam | | Concr | Blue | 0.02 | 0.1 |
| Kirkwood Pumping Stati | 360 | 05/07/03 | 15:37:18 | Basement | Room | 2 | A | Drain | | Pipe | | Metal | Black | 0.02 | 0.1 |
| Kirkwood Pumping Stati | 361 | 05/07/03 | 15:37:43 | Basement | Room | 2 | A | Water | | Pipe | | Metal | Blue | 0 | 0.1 |
| Kirkwood Pumping Stati | 362 | 05/07/03 | 15:38:53 | Basement | Room | 2 | A | Shaft | | Guard | | Metal | Blue | 0.14 | 0.1 |
| Kirkwood Pumping Stati | 363 | 05/07/03 | 15:39:54 | Basement | Room | 2 | A | Shaft | | Guard | | Metal | Grey | 0.04 | 0.1 |
| Kirkwood Pumping Stati | 364 | 05/07/03 | 15:40:13 | Basement | Room | 2 | A | Shaft | | Guard | | Metal | Grey | 0.05 | 0.1 |
| Kirkwood Pumping Stati | 365 | 05/07/03 | 15:41:32 | Basement | Room | 2 | A | Air Compress. | | | | Metal | Green | 0.02 | 0.1 |
| Kirkwood Pumping Station | 366 | 05/07/03 | 15:42:42 | Basement | Room | 3 | C | Stairs | | Rail cap | | Metal | Unknown | 0 | 0.1 |
| Kirkwood Pumping Station | 367 | 05/07/03 | 15:43:00 | Basement | Room | 3 | C | Stairs | | Rail cap | | Concrte | Unknown | 0.08 | 0.1 |
| Kirkwood Pumping Station | 368 | 05/07/03 | 15:43:40 | Basement | Room | 3 | C | Wall | | Midle Wall | | Concrte | Unknown | 0 | 0.1 |
| Kirkwood Pumping Station | 369 | 05/07/03 | 15:43:58 | Basement | Room | 3 | A | Wall | | Midle Wall | | Metal | Unknown | 0 | 0.1 |
| Kirkwood Pumping Stati | 370 | 05/07/03 | 15:44:34 | Basement | Room | 3 | | Electrical | | Conduit | | Metal | Silver | 0.09 | 0.1 |
| Kirkwood Pumping Station | 371 | 05/07/03 | 15:45:35 | Basement | Room | 3 | | Main Pipe | | | | Metal | Grey | 0 | 0.1 |
| Kirkwood Pumping Station | 372 | 05/07/03 | 15:45:46 | Basement | Room | 3 | | Main Pipe | | | | Metal | Grey | 0 | 0.1 |
| Kirkwood Pumping Stati | 373 | 05/07/03 | 15:46:11 | Basement | Room | 3 | | Main Pipe | | | | Metal | Grey | 0 | 0.1 |
| Kirkwood Pumping Station | 374 | 05/07/03 | 15:46:23 | Basement | Room | 3 | | Main Pipe | | | | Metal | Grey | 0 | 0.1 |
| Kirkwood Pumping Station | 375 | 05/07/03 | 15:46:43 | Basement | Room | 3 | | Main Pipe | | | | Metal | Grey | 0 | 0.1 |
| Kirkwood Pumping Station | 376 | 05/07/03 | 15:46:57 | Basement | Room | 3 | | Main Pipe | | | | Metal | Grey | 0 | 0.1 |
| Kirkwood Pumping Station | 377 | 05/07/03 | 15:47:19 | Basement | Room | 3 | | Main Pipe | | | | Metal | Grey | 0.01 | 0.1 |
| Kirkwood Pumping Stati | 378 | 05/07/03 | 15:47:32 | Basement | Room | 3 | | Main Pipe | | | | Metal | Grey | 0 | 0.1 |
| Kirkwood Pumping Station | 379 | 05/07/03 | 15:47:47 | Basement | Room | 3 | | Pump | | | | Metal | Grey | 0.02 | 0.1 |
| Kirkwood Pumping Station | 380 | 05/07/03 | 15:48:06 | Basement | Room | 3 | | Pump | | | | Metal | Grey | 0.15 | 0.1 |
| Kirkwood Pumping Stati | 381 | 05/07/03 | 15:48:33 | Basement | Room | 3 | | Pump | | | | Metal | Grey | 0.28 | 0.1 |
| Kirkwood Pumping Stati | 382 | 05/07/03 | 15:49:03 | Basement | Room | 3 | | Pump | | | | Metal | Grey | 0.17 | 0.1 |
| Kirkwood Pumping Station | 383 | 05/07/03 | 15:49:21 | Basement | Room | 3 | | Pump Support | | | | Metal | Grey | 0.21 | 0.1 |
| Kirkwood Pumping Stati | 384 | 05/07/03 | 15:49:48 | Basement | Room | 3 | | Pump Support | | | | Metal | Grey | 0.18 | 0.1 |

Asbestos Lead-based
Paint Inspection
Arlington County Water Pollution Control Plant
May 2003

| Site | XLNo | Date | Time | Floor | Room | Room# | Side | Structure | Str# | Feature | Fea# | Substrate | Color | PbL | Plus/Minus |
|---|---|---|---|---|---|---|---|---|---|---|---|---|---|---|---|
| Kirkwood Pumping Station | 385 | 05/07/03 | 15:50:07 | Basement | Room | 3 | | Valve | | Wheel | | Metal | Orange | 1.01 | 0.1 |
| Kirkwood Pumping Stati | 386 | 05/07/03 | 15:50:28 | Basement | Room | 3 | | Valve | | Wheel | | Metal | Orange | 1.22 | 0.1 |
| Kirkwood Pumping Stati | 387 | 05/07/03 | 15:50:45 | Basement | Room | 3 | | Valve | | Wheel | | Metal | Orange | 1.59 | 0.1 |
| Kirkwood Pumping Station | 388 | 05/07/03 | 15:51:40 | Basement | Room | 3 | | Main Pipe | | | | Metal | Yellow | 0.01 | 0.1 |
| Kirkwood Pumping Stati | 389 | 05/07/03 | 15:51:56 | Basement | Room | 3 | | Main Pipe | | | | Metal | Yellow | 0 | 0.1 |
| Kirkwood Pumping Station | 390 | 05/07/03 | 15:52:11 | Basement | Room | 3 | | Main Pipe | | | | Metal | Yellow | 0 | 0.1 |
| Kirkwood Pumping Stati | 391 | 05/07/03 | 15:52:28 | Basement | Room | 3 | | Main Pipe | | | | Metal | Yellow | 0.01 | 0.1 |
| Kirkwood Pumping Station | 392 | 05/07/03 | 15:54:49 | 1 | Room | 1 | | Valve | | | | Metal | Orange | 2.36 | 0.1 |
| Kirkwood Pumping Stati | 393 | 05/07/03 | 15:55:04 | 1 | Room | 1 | | Valve | | Wheel | | Metal | Orange | 2.44 | 0.1 |
| Kirkwood Pumping Station | 394 | 05/07/03 | 15:56:56 | 1 | Outside | | A | Door | | Door | | Metal | Unknown | 0.07 | 0.1 |
| Kirkwood Pumping Station | 395 | 05/07/03 | 15:57:18 | 1 | Outside | | A | Door | | Jamb | | Metal | Unknown | 0.01 | 0.1 |
| Kirkwood Pumping Station | 396 | 05/07/03 | 15:57:35 | 1 | Outside | | A | Ext Wall | | Trim | Upr | Wood | Unknown | 0.06 | 0.1 |
| Kirkwood Pumping Station | 397 | 05/07/03 | 15:58:17 | 1 | Outside | | B | Door | | Door | | Metal | Unknown | 0.03 | 0.1 |
| Kirkwood Pumping Station | 398 | 05/07/03 | 15:58:39 | 1 | Outside | | B | Door | | Jamb | | Metal | Unknown | 0.01 | 0.1 |
| Kirkwood Pumping Stati | 399 | 05/07/03 | 15:59:52 | 1 | Outside | | A | Ext Wall | | Trim | Upr | Wood | Unknown | 0 | 0.1 |

# XRF READINGS

(05/08/03)

Asbestos Lead-based
Paint Inspection
Arlington County Water Pollution Control Plant
May 2003

| Site | XLNo | Date | Time | Floor | Room | Room# | Side | Structure | Str# | Feature | Fea# | Substrate | Color | PbL | Plus/Minus |
|---|---|---|---|---|---|---|---|---|---|---|---|---|---|---|---|
| Donaldson Pumping Station | 1 | 5/8/103 | 9:10:09 | 1 | Room | 1 | D | Door | | Door | | Metal | Grey | 0 | 0 |
| Donaldson Pumping Station | 2 | 5/8/103 | 9:10:22 | 1 | Room | 1 | D | Door | | Jamb | Rht | Metal | Grey | 0 | 0.19 |
| Donaldson Pumping Station | 3 | 5/8/103 | 9:10:36 | 1 | Room | 1 | D | Wall | | Midle Wall | | Concrte | Grey | 0.08 | -0.06 |
| Donaldson Pumping Station | 4 | 5/8/103 | 9:11:26 | 1 | Room | 1 | B | Stairs | | Rail cap | | Metal | Grey | 0.03 | 0.01 |
| Donaldson Pumping Station | 5 | 5/8/103 | 9:11:45 | 1 | Room | 1 | B | Stairs | | Tread | | Concrte | Grey | 0.05 | 0.01 |
| Donaldson Pumping Station | 6 | 5/8/103 | 9:12:00 | 1 | Room | 1 | B | Stairs | | Riser | | Concrte | Grey | 0.06 | 0.01 |
| Donaldson Pumping Station | 7 | 5/8/103 | 9:12:19 | 1 | Room | 1 | B | Stairs | | Wall | | Concrte | Grey | 0.04 | 0.01 |
| Donaldson Pumping Station | 8 | 5/8/103 | 9:12:35 | 1 | Room | 1 | B | Stairs | | Stringer | | Concrte | Grey | 0.05 | 0.01 |
| Donaldson Pumping Station | 9 | 5/8/103 | 9:13:29 | 1 | Room | 1 | | Motor | | | | Metal | Grey | 0.01 | 0 |
| Donaldson Pumping Station | 10 | 5/8/103 | 9:13:42 | 1 | Room | 1 | | Motor | | | | Metal | Grey | 0 | 0.11 |
| Donaldson Pumping Station | 11 | 5/8/103 | 9:13:55 | 1 | Room | 1 | | Motor | | | | Metal | Grey | 0 | 0 |
| Donaldson Pumping Station | 12 | 5/8/103 | 9:14:11 | 1 | Room | 1 | | Electrical | | Panel | | Metal | Grey | 0.1 | 0.46 |
| Donaldson Pumping Station | 13 | 5/8/103 | 9:14:23 | 1 | Room | 1 | | Electrical | | Panel | | Metal | Grey | 0 | 0.11 |
| Donaldson Pumping Station | 14 | 5/8/103 | 9:14:38 | 1 | Room | 1 | | Electrical | | Panel | | Metal | Grey | 0.01 | 0.21 |
| Donaldson Pumping Station | 15 | 5/8/103 | 9:14:52 | 1 | Room | 1 | | Electrical | | Panel | | Metal | Grey | 0.01 | 0 |
| Donaldson Pumping Station | 16 | 5/8/103 | 9:15:19 | 1 | Room | 1 | | Compressor | | Large | | Metal | Green | 0.01 | 0.11 |
| Donaldson Pumping Station | 17 | 5/8/103 | 9:15:46 | 1 | Room | 1 | | Compressor | | Small | | Metal | Grey | 0 | 0.04 |
| Donaldson Pumping Station | 18 | 5/8/103 | 9:16:10 | 1 | Room | 1 | | Compressed | | Air Tank | | Metal | Blue | 0 | 0 |
| Donaldson Pumping Station | 19 | 5/8/103 | 9:18:20 | 1 | Room | 2 | | Winch | | | | Metal | Red | 0.04 | 0.01 |
| Donaldson Pumping Station | 20 | 5/8/103 | 9:19:28 | 1 | Room | 2 | | Duct | | Exhaust | | Metal | White | 5.09 | 9.5 |
| Donaldson Pumping Station | 21 | 5/8/103 | 9:20:14 | 1 | Room | 2 | | Drain | | Pipe | | Metal | Black | 0.09 | 0.17 |
| Donaldson Pumping Station | 22 | 5/8/103 | 9:20:39 | 1 | Room | 2 | | Toilet | | Stall | | Metal | Grey | 0.34 | 0.24 |
| Donaldson Pumping Station | 23 | 5/8/103 | 9:21:08 | 1 | Room | 2 | A | Door | | Door | | Metal | Grey | 0 | 0 |
| Donaldson Pumping Station | 24 | 5/8/103 | 9:21:27 | 1 | Room | 2 | A | Door | | Jamb | Lft | Metal | Grey | 0.01 | 0.06 |
| Donaldson Pumping Station | 25 | 5/8/103 | 9:21:54 | 1 | Room | 2 | C | Wall | | Midle Wall | | Concrte | Grey | 0 | 0 |
| Donaldson Pumping Station | 26 | 5/8/103 | 9:22:59 | 1 | Room | 3 | A | Door | | Door | | Metal | Grey | 0.01 | 0 |
| Donaldson Pumping Station | 27 | 5/8/103 | 9:23:13 | 1 | Room | 3 | A | Door | | Jamb | Lft | Metal | Grey | 0 | 0 |
| Donaldson Pumping Station | 28 | 5/8/103 | 9:23:49 | 1 | Room | 3 | A | Stairs | | Tread | | Concrte | Grey | 0 | 0 |
| Donaldson Pumping Station | 29 | 5/8/103 | 9:24:14 | 1 | Room | 3 | A | Stairs | | Riser | | Concrte | Grey | 0.01 | 0.24 |
| Donaldson Pumping Station | 30 | 5/8/103 | 9:25:39 | 1 | Room | 3 | | Generator | | | | Metal | Beige | 0 | 0.1 |
| Donaldson Pumping Station | 31 | 5/8/103 | 9:25:55 | 1 | Room | 3 | | Generator | | | | Metal | Beige | 0.26 | 9.5 |
| Donaldson Pumping Station | 32 | 5/8/103 | 9:26:09 | 1 | Room | 3 | | Generator | | | | Metal | Beige | 0 | 0.07 |
| Donaldson Pumping Station | 33 | 5/8/103 | 9:26:35 | 1 | Room | 3 | | Generator | | I-beam Support | | Metal | Beige | 0 | 0.17 |
| Donaldson Pumping Station | 34 | 5/8/103 | 9:27:01 | 1 | Room | 3 | | Exhaust | | pip support | | Metal | Beige | 0.09 | 0.15 |
| Donaldson Pumping Station | 35 | 5/8/103 | 9:27:38 | 1 | Room | 3 | | Stair | | Support | | Metal | Grey | 0 | 0.16 |
| Donaldson Pumping Station | 36 | 5/8/103 | 9:27:58 | 1 | Room | 3 | | Fuel Tank | | Diesel | | Metal | Grey | 0 | 0 |
| Donaldson Pumping Stat | 37 | 5/8/103 | 9:28:20 | 1 | Room | 3 | | Pipe | | Diesel | | Metal | Black | 0 | 0.03 |
| Donaldson Pumping Station | 38 | 5/8/103 | 9:29:02 | 1 | Room | 3 | | Tank | | Diesel | | Metal | Blue | 0.09 | -0.07 |
| Donaldson Pumping Station | 39 | 5/8/103 | 9:33:13 | Basement | Room | 1 | | Ceiling | | | | Concr | Grey | 0.02 | 0.26 |
| Donaldson Pumping Station | 40 | 5/8/103 | 9:33:38 | Basement | Room | 1 | C | Wall | | Midle Wall | | Concrte | Grey | 0 | 0.07 |
| Donaldson Pumping Station | 41 | 5/8/103 | 9:38:16 | Basement | Room | 1 | | Main Pipe | | | | Metal | Yellow | 0 | 0 |
| Donaldson Pumping Station | 42 | 5/8/103 | 9:38:27 | Basement | Room | 1 | | Main Pipe | | | | Metal | Yellow | 0 | 0.22 |
| Donaldson Pumping Station | 43 | 5/8/103 | 9:38:37 | Basement | Room | 1 | | Main Pipe | | | | Metal | Yellow | 0.05 | -0.03 |
| Donaldson Pumping Station | 44 | 5/8/103 | 9:38:56 | Basement | Room | 1 | | Main Pipe | | | | Metal | Yellow | 0 | 0.12 |
| Donaldson Pumping Station | 45 | 5/8/103 | 9:39:08 | Basement | Room | 1 | | Main Pipe | | | | Metal | Yellow | 0 | 0.19 |
| Donaldson Pumping Station | 46 | 5/8/103 | 9:39:19 | Basement | Room | 1 | | Main Pipe | | | | Metal | Yellow | 0 | 0.22 |
| Donaldson Pumping Station | 47 | 5/8/103 | 9:39:34 | Basement | Room | 1 | | Pump | | | | Metal | Grey | 0 | 0 |
| Donaldson Pumping Station | 48 | 5/8/103 | 9:39:50 | Basement | Room | 1 | | Pump | | | | Metal | Grey | 0 | 0 |
| Donaldson Pumping Station | 49 | 5/8/103 | 9:40:05 | Basement | Room | 1 | | Pump | | | | Metal | Grey | 0 | 0.14 |
| Donaldson Pumping Station | 50 | 5/8/103 | 9:40:15 | Basement | Room | 1 | | Pump | | Stand | | Metal | Grey | 0 | 0 |
| Donaldson Pumping Station | 51 | 5/8/103 | 9:40:26 | Basement | Room | 1 | | Pump | | Stand | | Metal | Grey | 0.01 | 0 |
| Donaldson Pumping Station | 52 | 5/8/103 | 9:40:38 | Basement | Room | 1 | | Pump | | Shaft Guard | | Metal | White | 0 | 0 |
| Donaldson Pumping Station | 53 | 5/8/103 | 9:40:51 | Basement | Room | 1 | | Pump | | Shaft Guard | | Metal | White | 0 | 0 |

Asbestos Lead-based
Paint Inspection
Arlington County Water Pollution Control Plant
May 2003

| Site | XLNo | Date | Time | Floor | Room | Room# | Side | Structure | Str# | Feature | Fea# | Substrate | Color | PbL | Plus/Minus |
|---|---|---|---|---|---|---|---|---|---|---|---|---|---|---|---|
| Donaldson Pumping Station | 55 | 5/8/103 | 9:41:33 | Basement | Room | 1 | | Drive | | Shaft Support | | Metal | Silver | 0 | 0.09 |
| Donaldson Pumping Station | 56 | 5/8/103 | 9:41:46 | Basement | Room | 1 | | Floor | | | | Concr | Grey | 0 | 0 |
| Donaldson Pumping Station | 57 | 5/8/103 | 9:44:57 | 1 | Room | 1 | | Hoist | | I-beam | | Metal | Yellow | 0.68 | 0.16 |
| Donaldson Pumping Station | 58 | 5/8/103 | 9:47:34 | 1 | Room | 1 | | Ceiling | | I-beam | | Metal | Orange | 1.33 | 0.34 |
| Donaldson Pumping Station | 59 | 5/8/103 | 9:47:49 | 1 | Room | 1 | | Ceiling | | I-beam | | Metal | Silver | 1.11 | 0.3 |
| Donaldson Pumping Station | 60 | 5/8/103 | 9:54:57 | 1 | Outside | | A | Door | | Door | | Metal | Grey | 0 | 0.19 |
| Donaldson Pumping Station | 61 | 5/8/103 | 9:55:16 | 1 | Outside | | A | Door | | Jamb | | Metal | Grey | 0 | 0 |
| Donaldson Pumping Stat | 62 | 5/8/103 | 9:56:09 | 1 | Outside | | B | Ext Wall | | Trim | Upr | Metal | Grey | 0 | 0 |
| River Estates Pumping Station | 63 | 5/8/103 | 10:29:44 | Sub-Level | Room | 1 | A | Stairs | | Rail cap | | Metal | Red | 0.71 | 0.45 |
| River Estates Pumping Station | 64 | 5/8/103 | 10:30:12 | Sub-Level | Room | 1 | A | Stairs | | Tread | | Metal | Red | 0.72 | 0.52 |
| River Estates Pumping Station | 65 | 5/8/103 | 10:30:31 | Sub-Level | Room | 1 | A | Stairs | | Stringer | | Metal | Red | 0.1 | 0.18 |
| River Estates Pumping Station | 66 | 5/8/103 | 10:35:48 | Sub-Level | Room | 1 | | Pump | | | | Metal | Grey | 0.16 | 0.26 |
| River Estates Pumping Station | 67 | 5/8/103 | 10:36:01 | Sub-Level | Room | 1 | | Pump | | | | Metal | Grey | 0.05 | 0.12 |
| River Estates Pumping Station | 68 | 5/8/103 | 10:36:23 | Sub-Level | Room | 1 | | Main Pipe | | | | Metal | Grey | 0 | 0 |
| River Estates Pumping Station | 69 | 5/8/103 | 10:36:34 | Sub-Level | Room | 1 | | Main Pipe | | | | Metal | Grey | 0.01 | 0.23 |
| River Estates Pumping Station | 70 | 5/8/103 | 10:36:46 | Sub-Level | Room | 1 | | Electrical | | Box | | Metal | Grey | 0 | 0.02 |
| River Estates Pumping Station | 71 | 5/8/103 | 10:36:56 | Sub-Level | Room | 1 | | Electrical | | Box | | Metal | Grey | 0 | 0 |
| River Estates Pumping Station | 72 | 5/8/103 | 10:37:09 | Sub-Level | Room | 1 | | Pump | | Motor | | Metal | Grey | 0 | 0.11 |
| River Estates Pumping Station | 73 | 5/8/103 | 10:37:20 | Sub-Level | Room | 1 | | Pump | | Motor | | Metal | Grey | 0.02 | 0.33 |
| River Estates Pumping Station | 74 | 5/8/103 | 10:41:40 | 1 | Outside | | | Access | | Hatch | | Metal | Green | 0.03 | -0.01 |
| River Estates Pumping Station | 75 | 5/8/103 | 10:41:55 | 1 | Outside | | | Access | | Hatch | | Metal | Yellow | 0.13 | -0.1 |
| River Estates Pumping Station | 76 | 5/8/103 | 10:42:12 | 1 | Outside | | | Electrical | | Meter | | Metal | Green | 0.15 | 0.08 |
| River Estates Pumping Station | 77 | 5/8/103 | 10:42:23 | 1 | Outside | | | Emergency | | Hookup | | Metal | Green | 0.17 | 0.14 |
| River Estates Pumping | 78 | 5/8/103 | 10:42:35 | 1 | Outside | | | Pad | | | | Concr | Green | 0 | 0.12 |
| Marcey Creek Pumping Station | 79 | 5/8/103 | 11:20:08 | Sub-Level | Room | 1 | | Wall | | | | Metal | Beige | 0.01 | 0.35 |
| Marcey Creek Pumping Station | 80 | 5/8/103 | 11:20:22 | Sub-Level | Room | 1 | | Main Pipe | | | | Metal | Green | 0 | 0.26 |
| Marcey Creek Pumping Station | 81 | 5/8/103 | 11:20:41 | Sub-Level | Room | 1 | | Main Pipe | | | | Metal | Green | 0.03 | 0.31 |
| Marcey Creek Pumping Station | 82 | 5/8/103 | 11:20:54 | Sub-Level | Room | 1 | | Main Pipe | | | | Metal | Green | 0.07 | 0.39 |
| Marcey Creek Pumping Station | 83 | 5/8/103 | 11:21:27 | Sub-Level | Room | 1 | | Pump | | Motor | | Metal | Green | 0.07 | 0.15 |
| Marcey Creek Pumping Station | 84 | 5/8/103 | 11:21:38 | Sub-Level | Room | 1 | | Pump | | Motor | | Metal | Green | 0.06 | 0.09 |
| Marcey Creek Pumping Station | 85 | 5/8/103 | 11:21:52 | Sub-Level | Room | 1 | | Pump | | | | Metal | Green | 0 | 0.11 |
| Marcey Creek Pumping Station | 86 | 5/8/103 | 11:22:02 | Sub-Level | Room | 1 | | Pump | | | | Metal | Green | 0 | 0 |
| Marcey Creek Pumping Station | 87 | 5/8/103 | 11:22:14 | Sub-Level | Room | 1 | | Electrical | | Panel | | Metal | Grey | 0 | 0 |
| Marcey Creek Pumping Station | 88 | 5/8/103 | 11:22:24 | Sub-Level | Room | 1 | | Electrical | | Panel | | Metal | Grey | 0.01 | 0 |
| Marcey Creek Pumping Station | 89 | 5/8/103 | 11:22:37 | Sub-Level | Room | 1 | | Ladder | | | | Metal | Green | 0.06 | 0.28 |
| Marcey Creek Pumping S | 90 | 5/8/103 | 11:24:57 | 1 | Outside | | | Access | | Hatch | | Fiber | Green | 0 | 0.01 |
| Riverwood Ejector Station | 91 | 5/8/103 | 11:44:42 | Sub-Level 1 | Room | 1 | | Compressor | | | | Metal | Green | 0.02 | 0.06 |
| Riverwood Ejector Station | 92 | 5/8/103 | 11:44:58 | Sub-Level 1 | Room | 1 | | Compressor | | | | Metal | Green | 0.03 | 0.25 |
| Riverwood Ejector Station | 93 | 5/8/103 | 11:45:23 | Sub-Level 1 | Room | 1 | | Electrical | | Panel | | Metal | Grey | 0 | 0.13 |
| Riverwood Ejector Station | 94 | 5/8/103 | 11:45:38 | Sub-Level 1 | Room | 1 | | Electrical | | Panel | | Metal | Grey | 0 | 0 |
| Riverwood Ejector Station | 95 | 5/8/103 | 11:46:05 | Sub-Level 1 | Room | 1 | | Main Pipe | | | | Metal | Grey | 0.02 | -0.01 |
| Riverwood Ejector Station | 96 | 5/8/103 | 11:46:23 | Sub-Level 1 | Room | 1 | | Main Pipe | | | | Metal | Grey | 0 | 0.23 |
| Riverwood Ejector Station | 97 | 5/8/103 | 11:46:56 | Sub-Level 1 | Room | 1 | | Tank | | | | Metal | Grey | 0.02 | 0.26 |
| Riverwood Ejector Station | 98 | 5/8/103 | 11:47:31 | Sub-Level | Room | 1 | | Valve | | | | Metal | Grey | 0.22 | 0.31 |
| Riverwood Ejector Station | 99 | 5/8/103 | 11:49:05 | Sub-Level 2 | Room | 2 | | Injector | | | | Metal | Grey | 0 | 0 |
| Riverwood Ejector Station | 100 | 5/8/103 | 11:49:24 | Sub-Level 2 | Room | 2 | | Injector | | | | Metal | Grey | 0.04 | -0.02 |
| Riverwood Ejector Station | 101 | 5/8/103 | 11:49:50 | Sub-Level 2 | Room | 2 | | Main Pipe | | | | Metal | Grey | 0 | 0 |
| Riverwood Ejector Station | 102 | 5/8/103 | 11:50:00 | Sub-Level 2 | Room | 2 | | Main Pipe | | | | Metal | Grey | 0 | 0 |
| Riverwood Ejector Station | 103 | 5/8/103 | 11:50:18 | Sub-Level 2 | Room | 2 | | Electrical | | Panel | | Metal | Grey | 0 | 0.13 |
| Riverwood Ejector Station | 104 | 5/8/103 | 11:50:32 | Sub-Level 2 | Room | 2 | | Duct | | | | Metal | Grey | 0.04 | 0.34 |
| Riverwood Ejector Station | 105 | 5/8/103 | 11:50:53 | Sub-Level | Room | 2 | | Compressed | | Air Tank | Sup. | Metal | Grey | 0.02 | 0.17 |
| Riverwood Ejector Stat | 106 | 5/8/103 | 11:53:42 | 1 | Outside | | | Stairs | | Rail cap | | Metal | Grey | 0.01 | 0.23 |
| Palisades Pumping Stat | 107 | 5/8/103 | 12:18:09 | Sub-Level | | 1 | | Ladder | | | | Metal | Green | 1.2 | 9.5 |
| Palisades Pumping Stat | 108 | 5/8/103 | 12:19:25 | Sub-Level | | 1 | | Wall | | | | Metal | Green | 1.6 | 9.5 |

Asbestos Lead-based
Paint Inspection
Arlington County Water Pollution Control Plant
May 2003

| Site | XLNo | Date | Time | Floor | Room | Room# | Side | Structure | Str# | Feature | Fea# | Substrate | Color | PbL | Plus/Minus |
|---|---|---|---|---|---|---|---|---|---|---|---|---|---|---|---|
| Palisades Pumping Station | 109 | 5/8/103 | 12:20:36 | Sub-Level | | 1 | | Main Pipe | | | | Metal | Green | 1.5 | 9.5 |
| Palisades Pumping Stat | 110 | 5/8/103 | 12:21:42 | Sub-Level | | 1 | | Main Pipe | | | | Metal | Green | 2.72 | 0.48 |
| Palisades Pumping Stat | 111 | 5/8/103 | 12:22:01 | Sub-Level | | 1 | | Main Pipe | | | | Metal | Green | 0.01 | 0 |
| Palisades Pumping Stat | 112 | 5/8/103 | 12:22:13 | Sub-Level | | 1 | | Pump | | Motor | | Metal | Green | 0 | 0 |
| Palisades Pumping Stat | 113 | 5/8/103 | 12:22:23 | Sub-Level | | 1 | | Pump | | Motor | | Metal | Green | 0 | 0 |
| Palisades Pumping Station | 114 | 5/8/103 | 12:22:33 | Sub-Level | | 1 | | Pump | | | | Metal | Grey | 0 | 0 |
| Palisades Pumping Stat | 115 | 5/8/103 | 12:22:43 | Sub-Level | | 1 | | Pump | | | | Metal | Grey | 0 | 0 |
| Palisades Pumping Stat | 116 | 5/8/103 | 12:22:53 | Sub-Level | | 1 | | Electrical | | Panel | | Metal | Grey | 0.03 | -0.01 |
| Palisades Pumping Stat | 117 | 5/8/103 | 12:23:04 | Sub-Level | | 1 | | Electrical | | Panel | | Metal | Orange | 2.5 | 0.55 |
| Palisades Pumping Stat | 118 | 5/8/103 | 12:26:08 | 1 | Outside | | | Access | | Hatch | | Metal | Grey | 0.06 | 0.62 |
| Lime Solids Handling | 119 | 5/8/103 | 14:28:43 | 3 | Middle Room | 1 | N. Wall | Fuel Oil | | Pipe | | Metal | Red | 1.05 | 0.19 |
| Lime Solids Handling | 120 | 5/8/103 | 14:29:59 | 3 | Middle Room | 1 | | Electrical | | Panel | | Metal | Grey | 0.01 | 0.01 |
| Lime Solids Handling | 121 | 5/8/103 | 14:30:12 | 3 | Middle Room | 1 | | Control | | Panel | | Metal | Grey | 0.05 | 0.17 |
| Lime Solids Handling | 122 | 5/8/103 | 14:30:41 | 3 | Middle Room | 1 | | Vacuum | | Pipe | | Metal | Orange | 1.4 | 0.29 |
| Lime Solids Handling | 123 | 5/8/103 | 14:31:35 | 3 | Middle Room | 1 | | High Press. | | Gas Line | | Metal | Yellow | 0 | 0.09 |
| Lime Solids Handling | 124 | 5/8/103 | 14:33:36 | 3 | Middle Room | 1 | | Furnace | #2 | | | Metal | Grey | 5.09 | 1 |
| Lime Solids Handling | 125 | 5/8/103 | 14:35:32 | 3 | Middle Room | 1 | | Pipe | 1/2" | | | Metal | Red | 0 | 0.05 |
| Lime Solids Handling | 126 | 5/8/103 | 14:36:53 | 3 | Middle Room | 1 | | Pipe | | Ribbed | | Metal | Green | 0.01 | 0.23 |
| Lime Solids Handling | 127 | 5/8/103 | 14:37:58 | 3 | Middle Room | 1 | | Pipe | | Flange | | Metal | Orange | 0.75 | 0.16 |
| Lime Solids Handling | 128 | 5/8/103 | 14:38:56 | 3 | Middle Room | 1 | | Pipe | 4" | | | Metal | Red | 0.01 | 0.04 |
| Lime Solids Handling | 129 | 5/8/103 | 14:39:51 | 3 | Middle Room | 1 | | Pipe | | Drain | | Metal | Black | 0.06 | 0.01 |
| Lime Solids Handling | 130 | 5/8/103 | 14:40:09 | 3 | Middle Room | 1 | | Burner | | Control Box | | Metal | Grey | 0 | 0 |
| Lime Solids Handling | 131 | 5/8/103 | 14:40:37 | 3 | Middle Room | 1 | | Transformer | | | | Metal | Grey | 0.02 | 0.09 |
| Lime Solids Handling | 132 | 5/8/103 | 14:40:49 | 3 | Middle Room | 1 | | Breaker | | Box | | Metal | Grey | 0.09 | 0.56 |
| Lime Solids Handling | 133 | 5/8/103 | 14:41:07 | 3 | Middle Room | 1 | | Compressor | | | | Metal | Green | 0.01 | 0.12 |
| Lime Solids Handling | 134 | 5/8/103 | 14:41:24 | 3 | Middle Room | 1 | | Compressed | | Air Pipe | | Metal | Green | 0.61 | 9.5 |
| Lime Solids Handling | 135 | 5/8/103 | 14:41:43 | 3 | Middle Room | 1 | | Effluent | | Water Pipe | | Metal | Silver | 0.04 | 0.25 |
| Lime Solids Handling | 136 | 5/8/103 | 14:42:39 | 3 | Middle Room | 1 | | Hopper | | Conveyor | | Metal | Silver | 0 | 0.02 |
| Lime Solids Handling | 137 | 5/8/103 | 14:43:27 | 3 | Middle Room | 1 | | Railing | | | | Metal | Silver | 0 | 0.2 |
| Lime Solids Handling | 138 | 5/8/103 | 14:43:49 | 3 | Middle Room | 1 | | Effluent | 8" | Water Pipe | | Metal | Silver | 0 | 0.12 |
| Lime Solids Handling | 139 | 5/8/103 | 14:44:11 | 3 | Middle Room | 1 | | Effluent | | Valve Wheel | | Metal | Orange | 2.5 | 0.64 |
| Lime Solids Handling | 140 | 5/8/103 | 14:45:57 | 3 | Middle Room | 1 | | Sludge Pipe | | Valve | | Metal | Orange | 0.75 | 0.16 |
| Lime Solids Handling | 141 | 5/8/103 | 14:46:33 | 3 | Middle Room | 1 | | Electrical | | Box | | Metal | Grey | 0.03 | 0.01 |
| Lime Solids Handling | 142 | 5/8/103 | 14:46:48 | 3 | Middle Room | 1 | | Furnace | #1 | | | Metal | Silver | 4.11 | 1.98 |
| Lime Solids Handling | 143 | 5/8/103 | 14:47:18 | 3 | Middle Room | 1 | | Pipe | | Pipe | | Metal | Green | 0.15 | 0.2 |
| Lime Solids Handling | 144 | 5/8/103 | 14:48:11 | 3 | Middle Room | 1 | | Angle Iron | | Support | | Metal | Silver | 0.04 | -0.03 |
| Lime Solids Handling | 145 | 5/8/103 | 14:48:35 | 3 | Middle Room | 1 | | Pipe | | Gas Line | | Metal | Red | 0.03 | 0.03 |
| Lime Solids Handling | 146 | 5/8/103 | 14:49:14 | 3 | Middle Room | 1 | | Effluent | 12" | Water Pipe | | Metal | Silver | 0.01 | 0 |
| Lime Solids Handling | 147 | 5/8/103 | 14:50:06 | 3 | Middle Room | 1 | | Effluent | | Valve | | Metal | Silver | 0 | 0.16 |
| Lime Solids Handling | 148 | 5/8/103 | 14:50:29 | 3 | Middle Room | 1 | | Valve | | Wheel | | Metal | Orange | 3.71 | 2.38 |
| Lime Solids Handling | 149 | 5/8/103 | 14:51:02 | 3 | Middle Room | 1 | | Effluent | 10" | Water Pipe | | Metal | Grey | 0 | 0 |
| Lime Solids Handling | 150 | 5/8/103 | 14:54:08 | 3 | Middle Room | 1 | | Afterburner | | | | Metal | Silver | 0 | 0 |
| Lime Solids Handling | 151 | 5/8/103 | 14:54:20 | 3 | Middle Room | 1 | | Afterburner | | | | Metal | Silver | 0 | 0 |
| Lime Solids Handling | 152 | 5/8/103 | 14:56:38 | 3 | Middle Room | 1 | | Conveyor | #1 | | | Metal | Grey | 0.01 | 0.01 |
| Lime Solids Handling | 153 | 5/8/103 | 14:57:26 | 3 | Middle Room | 1 | | Pipe | | Vent | | Metal | Black | 0.1 | 0.01 |
| Lime Solids Handling | 154 | 5/8/103 | 14:57:52 | 3 | Middle Room | 1 | | Structural | | I-beam | | Metal | Grey | 0.01 | 0.05 |
| Lime Solids Handling | 155 | 5/8/103 | 15:00:38 | 3 | Middle Room | 1 | | Furnace | #1 | Door | | Metal | Black | 0 | 0.18 |
| Lime Solids Handling | 156 | 5/8/103 | 15:02:07 | 3 | West Room | 1 | | Wet Sludge | | Bin | | Metal | White | 0.02 | 0.26 |
| Lime Solids Handling | 157 | 5/8/103 | 15:02:49 | 3 | West Room | 1 | | Vacuum | | Pipe | | Metal | Orange | 1.39 | 0.35 |
| Lime Solids Handling | 158 | 5/8/103 | 15:03:48 | 3 | West Room | 1 | | Mezzanine | Supp. | I-beam | | Metal | White | 0.01 | 0.07 |
| Lime Solids Handling | 159 | 5/8/103 | 15:05:00 | 3 | West Room | 1 | | Overhead | | I-beam | | Metal | Grey | 0.01 | 0.13 |
| Lime Solids Handling | 160 | 5/8/103 | 15:05:34 | 3 | West Room | 1 | | Pipe | | Flange | | Metal | Orange | 1.35 | 0.29 |
| Lime Solids Handling | 161 | 5/8/103 | 15:06:16 | 3 | West Room | 1 | | Duct | | | | Metal | Silver | 0.03 | 0.01 |
| Lime Solids Handling | 162 | 5/8/103 | 15:09:07 | 3 | East Room | 1 | | Door | | | | Metal | Grey | 0.01 | 0.01 |

Asbestos Lead-based
Paint Inspection
Arlington County Water Pollution Control Plant
May 2003

| Site | XLNo | Date | Time | Floor | Room | Room# | Side | Structure | Str# | Feature | Fea# | Substrate | Color | PbL | Plus/Minus |
|---|---|---|---|---|---|---|---|---|---|---|---|---|---|---|---|
| Lime Solids Handling | 163 | 5/8/103 | 15:09:19 | 3 | East Room | 1 | | Door | | Jamb | | Metal | Grey | 0.01 | 0.09 |
| Lime Solids Handling | 164 | 5/8/103 | 15:09:32 | 3 | East Room | 1 | | Railing | | N. Wall | | Metal | Silver | 0.06 | 0.35 |
| Lime Solids Handling | 165 | 5/8/103 | 15:09:54 | 3 | East Room | 1 | | Electrical | | Heater | | Metal | Green | 0 | 0.07 |
| Lime Solids Handling | 166 | 5/8/103 | 15:10:23 | 3 | East Room | 1 | | Crane | | I-beam Support | | Metal | Yellow | 2.52 | 0.62 |
| Lime Solids Handling | 167 | 5/8/103 | 15:12:20 | 3 | East Room | 1 | | Crane | | Support | | Metal | Yellow | 5.09 | 1 |
| Lime Solids Handling | 168 | 5/8/103 | 15:12:57 | 3 | East Room | 1 | | Crane | | | | Metal | Yellow | 1.49 | 0.3 |
| Lime Solids Handling | 169 | 5/8/103 | 15:13:52 | 3 | East Room | 1 | | Control | | Panel | | Metal | Green | 0.38 | 9.5 |
| Lime Solids Handling | 170 | 5/8/103 | 15:14:31 | 3 | East Room | 1 | | Stair | | Stringer | | Metal | Black | 0.55 | 0.24 |
| Lime Solids Handling | 171 | 5/8/103 | 15:15:21 | 3 | East Room | 1 | | Motor | | T26 & T27 | | Metal | Aqua | 2.26 | 0.57 |
| Lime Solids Handling | 172 | 5/8/103 | 15:15:58 | 3 | East Room | 1 | | Pump | | T26 & T27 | | Metal | Aqua | 1.89 | 0.5 |

# XRF READINGS

(05/09/03)

Asbestos Lead-based
Paint Inspection
Arlington County Water Pollution Control Plant
May 2003

| Site | XLNo | Date | Time | Floor | Room | Room# | Side | Structure | Str# | Feature | Fea# | Substrate | Color | PbL | Plus/Minus |
|---|---|---|---|---|---|---|---|---|---|---|---|---|---|---|---|
| Limes Soilds Handling | 1 | 05/09/03 | 10:50:46 | 2 | Main Room | | | Vacuume Pipe | | | | Metal | Orange | 3.09 | 0.1 |
| Limes Soilds Handling | 2 | 05/09/03 | 10:51:17 | 2 | Main Room | | | Drain Pipe | | | | Metal | Black | 0.08 | 0.1 |
| Limes Soilds Handling | 3 | 05/09/03 | 10:51:33 | 2 | Main Room | | | Fuel Oil Pipe | | | | Metal | Red | 0.01 | 0.1 |
| Limes Soilds Handling | 4 | 05/09/03 | 10:51:52 | 2 | Main Room | | | Fuel Oil Pipe | | | | Metal | Red | 0.76 | 0.1 |
| Limes Soilds Handling | 5 | 05/09/03 | 10:52:14 | 2 | Main Room | | | Incinerator #2 | | | | Metal | Silver | 3.37 | 0.1 |
| Limes Soilds Handling | 6 | 05/09/03 | 10:52:24 | 2 | Main Room | | | Incinerator #2 | | | | Metal | Silver | 3.02 | 0.1 |
| Limes Soilds Handling | 7 | 05/09/03 | 10:52:39 | 2 | Main Room | | | Incinerator #2 | | | | Metal | Silver | 3.46 | 0.1 |
| Limes Soilds Handling | 8 | 05/09/03 | 10:53:07 | 2 | Main Room | | | High Pressure Gas Pipe | | | | Metal | Yellow | 0 | 0.1 |
| Limes Soilds Handling | 9 | 05/09/03 | 10:53:26 | 2 | Main Room | | | Ribbed Pipe | | | | Metal | Green | 0.09 | 0.1 |
| Limes Soilds Handling | 10 | 05/09/03 | 10:53:38 | 2 | Main Room | | | Ribbed Pipe | | | | Metal | Green | 0.07 | 0.1 |
| Limes Soilds Handling | 11 | 05/09/03 | 10:53:49 | 2 | Main Room | | | Ribbed Pipe | | | | Metal | Green | 0.09 | 0.1 |
| Limes Soilds Handling | 12 | 05/09/03 | 10:54:10 | 2 | Main Room | | | Ribbed Pipe | | | | Metal | Green | 0.06 | 0.1 |
| Limes Soilds Handling | 13 | 05/09/03 | 10:55:09 | 2 | Main Room | | | Transformer | | | | Metal | Grey | 0.02 | 0.1 |
| Limes Soilds Handling | 14 | 05/09/03 | 10:55:20 | 2 | Main Room | | | Electrical Panel | | | | Metal | Grey | 0.01 | 0.1 |
| Limes Soilds Handling | 15 | 05/09/03 | 10:55:31 | 2 | Main Room | | | Overhead I-Beam | | | | Metal | Grey | 0.03 | 0.1 |
| Limes Soilds Handling | 16 | 05/09/03 | 10:56:06 | 2 | Main Room | | | Ceiling | | | | Concrete | Grey | 0.03 | 0.1 |
| Limes Soilds Handling | 17 | 05/09/03 | 10:56:46 | 2 | Main Room | | | Control Box | | | | Metal | Grey | 0 | 0.1 |
| Limes Soilds Handling | 18 | 05/09/03 | 11:02:56 | 2 | Main Room | | | Incinerator #1 | | | | Metal | Silver | 5.09 | 0.1 |
| Limes Soilds Handling | 19 | 05/09/03 | 11:03:08 | 2 | Main Room | | | Incinerator #1 | | | | Metal | Silver | 5.09 | 0.1 |
| Limes Soilds Handling | 20 | 05/09/03 | 11:03:18 | 2 | Main Room | | | Incinerator #1 | | | | Metal | Silver | 5.09 | 0.1 |
| Limes Soilds Handling | 21 | 05/09/03 | 11:03:39 | 2 | Main Room | | | Incinerator #1 | | Access Door | | Metal | Black | 0.01 | 0.1 |
| Limes Soilds Handling | 22 | 05/09/03 | 11:04:08 | 2 | Main Room | | | Pipe Flange | | | | Metal | Orange | 1.46 | 0.1 |
| Limes Soilds Handling | 23 | 05/09/03 | 11:04:37 | 2 | Main Room | | | Afterburner Base | | | | Metal | Silver | 0.04 | 0.1 |
| Limes Soilds Handling | 24 | 05/09/03 | 11:04:49 | 2 | Main Room | | | Afterburner Support | | | | Metal | Black | 1.08 | 0.1 |
| Limes Soilds Handling | 25 | 05/09/03 | 11:07:18 | 2 | Main Room | | | Scrubber Pipe Base | | | | Metal | Black | 0.1 | 0.1 |
| Limes Soilds Handling | 26 | 05/09/03 | 11:08:45 | 2 | Main Room | Locker Room | | Wall | | | | Concrete | White | 0 | 0.1 |
| Limes Soilds Handling | 27 | 05/09/03 | 11:08:55 | 2 | Main Room | Bathroom | | Wall | | | | Concrete | Blue | 0 | 0.1 |
| Limes Soilds Handling | 28 | 05/09/03 | 11:09:05 | 2 | Main Room | Bathroom | | Stall | | | | Metal | Unknown | 0 | 0.1 |
| Limes Soilds Handling | 29 | 05/09/03 | 11:10:47 | 2 | Main Room | Bathroom | | Pipe | | | | Metal | Silver | 0.01 | 0.1 |
| Limes Soilds Handling | 30 | 05/09/03 | 11:10:57 | 2 | Main Room | Stair | | Door | | | | Metal | Grey | 0 | 0.1 |
| Limes Soilds Handling | 31 | 05/09/03 | 11:11:08 | 2 | Main Room | Stair | | Door Jamb | | | | Metal | Grey | 0 | 0.1 |
| Limes Soilds Handling | 32 | 05/09/03 | 11:26:22 | 1 | West Room | | | Vacuume Pipe | | | | Metal | Orange | 2.31 | 0.1 |
| Limes Soilds Handling | 33 | 05/09/03 | 11:27:01 | 1 | West Room | | | I-Beam Column | | | | Metal | Beige | 0.05 | 0.1 |
| Limes Soilds Handling | 34 | 05/09/03 | 11:27:16 | 1 | West Room | | | Control Box | | | | Metal | Green | 0.27 | 0.1 |
| Limes Soilds Handling | 35 | 05/09/03 | 11:28:51 | 1 | West Room | | | Transfer Pump | | | | Metal | Green | 1.03 | 0.1 |
| Limes Soilds Handling | 36 | 05/09/03 | 11:29:26 | 1 | West Room | | | Pipe Flange | | | | Metal | Orange | 1.38 | 0.1 |
| Limes Soilds Handling | 37 | 05/09/03 | 11:29:52 | 1 | West Room | | | Electrical Panel | | | | Metal | Grey | 0.08 | 0.1 |
| Limes Soilds Handling | 38 | 05/09/03 | 11:30:25 | 1 | West Room | | | Storage Cage | | | | Metal | Blue | 0 | 0.1 |
| Limes Soilds Handling | 39 | 05/09/03 | 11:30:43 | 1 | West Room | | | Hopper | | | | Metal | Beige | 0.03 | 0.1 |
| Limes Soilds Handling | 40 | 05/09/03 | 11:30:58 | 1 | West Room | | | Hopper Base | | | | Metal | Green | 1.01 | 0.1 |
| Limes Soilds Handling | 41 | 05/09/03 | 11:32:19 | 1 | West Room | | | Mixer 4 | | | | Metal | Green | 0.67 | 0.1 |
| Limes Soilds Handling | 42 | 05/09/03 | 11:32:31 | 1 | West Room | | | Mixer 3 | | | | Metal | Green | 0.6 | 0.1 |
| Limes Soilds Handling | 43 | 05/09/03 | 11:32:48 | 1 | West Room | | | Mixer 1 | | | | Metal | Green | 0.5 | 0.1 |
| Limes Soilds Handling | 44 | 05/09/03 | 11:33:08 | 1 | West Room | | | Mixer 2 | | | | Metal | Green | 0.61 | 0.1 |
| Limes Soilds Handling | 45 | 05/09/03 | 11:33:46 | 1 | West Room | | | Mixer Trough | | | | Metal | Beige | 0 | 0.1 |
| Limes Soilds Handling | 46 | 05/09/03 | 11:34:18 | 1 | West Room | | | Pump Motor T1 | | | | Metal | Green | 0.7 | 0.1 |
| Limes Soilds Handling | 47 | 05/09/03 | 11:34:31 | 1 | West Room | | | Pump Motor T2 | | | | Metal | Green | 0.45 | 0.1 |
| Limes Soilds Handling | 48 | 05/09/03 | 11:34:43 | 1 | West Room | | | Pump Motor T3 | | | | Metal | Green | 0.46 | 0.1 |
| Limes Soilds Handling | 49 | 05/09/03 | 11:34:54 | 1 | West Room | | | Pump | | | | Metal | Green | 0.6 | 0.1 |
| Limes Soilds Handling | 50 | 05/09/03 | 11:35:05 | 1 | West Room | | | Pump | | | | Metal | Green | 0.62 | 0.1 |
| Limes Soilds Handling | 51 | 05/09/03 | 11:35:15 | 1 | West Room | | | Pump | | | | Metal | Green | 0.54 | 0.1 |

Asbestos Lead-based
Paint Inspection
Arlington County Water Pollution Control Plant
May 2003

| Site | XLNo | Date | Time | Floor | Room | Room# | Side | Structure | Str# | Feature | Fea# | Substrate | Color | PbL | Plus/Minus |
|---|---|---|---|---|---|---|---|---|---|---|---|---|---|---|---|
| Limes Soilds Handling | 52 | 05/09/03 | 11:35:35 | 1 | West Room | | | Pump Pipe | | | | Metal | Silver | 5.09 | 0.1 |
| Limes Soilds Handling | 53 | 05/09/03 | 11:35:56 | 1 | West Room | | | Pump Pipe | | | | Metal | Silver | 5.09 | 0.1 |
| Limes Soilds Handling | 54 | 05/09/03 | 11:36:07 | 1 | West Room | | | Pump Pipe Valve | | | | Metal | Silver | 5.09 | 0.1 |
| Limes Soilds Handling | 55 | 05/09/03 | 11:36:19 | 1 | West Room | | | Pump Pipe Valve Wheel | | | | Metal | Silver | 5.09 | 0.1 |
| Limes Soilds Handling | 56 | 05/09/03 | 11:36:55 | 1 | West Room | | | Door | | | | Metal | Grey | 0 | 0.1 |
| Limes Soilds Handling | 57 | 05/09/03 | 11:37:06 | 1 | West Room | | | Door Jamb | | | | Metal | Grey | 0 | 0.1 |
| Limes Soilds Handling | 58 | 05/09/03 | 11:37:16 | 1 | West Room | | | Mixer Ladder | | | | Metal | Silver | 0 | 0.1 |
| Limes Soilds Handling | 59 | 05/09/03 | 11:37:27 | 1 | West Room | | | Mixer Support | | | | Metal | Green | 0 | 0.1 |
| Limes Soilds Handling | 60 | 05/09/03 | 11:37:38 | 1 | West Room | | | Pipe | | | | Metal | Silver | 0 | 0.1 |
| Limes Soilds Handling | 61 | 05/09/03 | 11:37:49 | 1 | West Room | | | Overhead I-Beam | | | | Metal | Beige | 0.05 | 0.1 |
| Limes Soilds Handling | 62 | 05/09/03 | 11:38:47 | 1 | West Room | | | Compressor | | | | Metal | Green | 0.46 | 0.1 |
| Limes Soilds Handling | 63 | 05/09/03 | 11:39:01 | 1 | West Room | | | Nonpotable Water Pipe | | | | Metal | Silver | 0 | 0.1 |
| Limes Soilds Handling | 64 | 05/09/03 | 12:18:12 | 1 | Middle Room | | | Fuel Oil Pipe | | | | Metal | Red | 0 | 0.1 |
| Limes Soilds Handling | 65 | 05/09/03 | 12:18:28 | 1 | Middle Room | | | Duct | | | | Metal | Green | 0.51 | 0.1 |
| Limes Soilds Handling | 66 | 05/09/03 | 12:18:55 | 1 | Middle Room | | | Duct Fan | | | | Metal | Grey | 0.15 | 0.1 |
| Limes Soilds Handling | 67 | 05/09/03 | 12:19:05 | 1 | Middle Room | | | Overhead I-Beam | | | | Metal | Grey | 0 | 0.1 |
| Limes Soilds Handling | 68 | 05/09/03 | 12:19:16 | 1 | Middle Room | | | Drain Pipe | | | | Metal | Black | 0 | 0.1 |
| Limes Soilds Handling | 69 | 05/09/03 | 12:19:26 | 1 | Middle Room | | | Pipe | | | | Metal | Silver | 0 | 0.1 |
| Limes Soilds Handling | 70 | 05/09/03 | 12:19:36 | 1 | Middle Room | | | Transformer | | | | Metal | Grey | 0.01 | 0.1 |
| Limes Soilds Handling | 71 | 05/09/03 | 12:19:46 | 1 | Middle Room | | | Electrical Panel | | | | Metal | Grey | 0 | 0.1 |
| Limes Soilds Handling | 72 | 05/09/03 | 12:20:12 | 1 | Middle Room | | | Compressor | | | | Metal | Grey | 0.02 | 0.1 |
| Limes Soilds Handling | 73 | 05/09/03 | 12:20:24 | 1 | Middle Room | | | Compressor Motor | | | | Metal | Grey | 0.01 | 0.1 |
| Limes Soilds Handling | 74 | 05/09/03 | 12:20:37 | 1 | Middle Room | | | Compressor Tank | | | | Metal | Grey | 0.03 | 0.1 |
| Limes Soilds Handling | 75 | 05/09/03 | 12:20:50 | 1 | Middle Room | | | Compressor Fan Cage | | | | Metal | Grey | 2.68 | 0.1 |
| Limes Soilds Handling | 76 | 05/09/03 | 12:21:27 | 1 | Middle Room | | | Compressor Header | | | | Metal | Grey | 0 | 0.1 |
| Limes Soilds Handling | 77 | 05/09/03 | 12:21:57 | 1 | Middle Room | | | Large Pipe | | | | Metal | Black | 1.78 | 0.1 |
| Limes Soilds Handling | 78 | 05/09/03 | 12:22:16 | 1 | Middle Room | | | Furnace #2 | | Base | | Metal | Silver | 0.01 | 0.1 |
| Limes Soilds Handling | 79 | 05/09/03 | 12:22:42 | 1 | Middle Room | | | Furnace #2 | | Sifter | | Metal | Silver | 0.03 | 0.1 |
| Limes Soilds Handling | 80 | 05/09/03 | 12:22:53 | 1 | Middle Room | | | Furnace #2 | | Motor | | Metal | Silver | 0.02 | 0.1 |
| Limes Soilds Handling | 81 | 05/09/03 | 12:23:12 | 1 | Middle Room | | | Furnace #2 | | Belt Guard | | Metal | Silver | 2.99 | 0.1 |
| Limes Soilds Handling | 82 | 05/09/03 | 12:23:41 | 1 | Middle Room | | | Furnace #2 | | I-Beam Support | | Metal | Silver | 0.01 | 0.1 |
| Limes Soilds Handling | 83 | 05/09/03 | 12:23:54 | 1 | Middle Room | | | Furnace #2 | | | | Metal | Silver | 1.05 | 0.1 |
| Limes Soilds Handling | 84 | 05/09/03 | 12:24:37 | 1 | Middle Room | | | Control Box | | | | Metal | Green | 2.3 | 0.1 |
| Limes Soilds Handling | 85 | 05/09/03 | 12:24:55 | 1 | Middle Room | | | Vacuume Pipe | | | | Metal | Orange | 0.02 | 0.1 |
| Limes Soilds Handling | 86 | 05/09/03 | 12:25:05 | 1 | Middle Room | | | Furnace #1 | | Base | | Metal | Silver | 0.01 | 0.1 |
| Limes Soilds Handling | 87 | 05/09/03 | 12:25:16 | 1 | Middle Room | | | Furnace #1 | | Sifter | | Metal | Silver | 0.03 | 0.1 |
| Limes Soilds Handling | 88 | 05/09/03 | 12:25:40 | 1 | Middle Room | | | Furnace #1 | | Motor | | Metal | Silver | 0.02 | 0.1 |
| Limes Soilds Handling | 89 | 05/09/03 | 12:25:51 | 1 | Middle Room | | | Furnace #1 | | Belt Guard | | Metal | Silver | 0.02 | 0.1 |
| Limes Soilds Handling | 90 | 05/09/03 | 12:26:14 | 1 | Middle Room | | | Furnace #1 | | I-Beam Support | | Metal | Silver | 2.08 | 0.1 |
| Limes Soilds Handling | 91 | 05/09/03 | 12:26:25 | 1 | Middle Room | | | Pipe Flange | | | | Metal | Orange | 2.15 | 0.1 |
| Limes Soilds Handling | 92 | 05/09/03 | 12:27:14 | 1 | Middle Room | | | Rollup Door | | South | | Metal | Silver | 0.11 | 0.1 |
| Limes Soilds Handling | 93 | 05/09/03 | 12:50:26 | 1 | East Room | | | Pump | | | | Metal | Green | 0.32 | 0.1 |
| Limes Soilds Handling | 94 | 05/09/03 | 12:50:38 | 1 | East Room | | | Pump | | | | Metal | Green | 0.41 | 0.1 |
| Limes Soilds Handling | 95 | 05/09/03 | 12:50:51 | 1 | East Room | | | Pump Motor | | | | Metal | Green | 0.59 | 0.1 |
| Limes Soilds Handling | 96 | 05/09/03 | 12:51:02 | 1 | East Room | | | Pump Motor | | | | Metal | Green | 0.79 | 0.1 |
| Limes Soilds Handling | 97 | 05/09/03 | 12:51:19 | 1 | East Room | | | Pump Belt Guard | | | | Metal | Green | 0.67 | 0.1 |
| Limes Soilds Handling | 98 | 05/09/03 | 12:51:30 | 1 | East Room | | | Pump Belt Guard | | | | Metal | Green | 0.68 | 0.1 |
| Limes Soilds Handling | 99 | 05/09/03 | 12:51:55 | 1 | East Room | | | Duct | | | | Metal | Grey | 0 | 0.1 |
| Limes Soilds Handling | 100 | 05/09/03 | 12:52:09 | 1 | East Room | | | Duct | | | | Metal | Grey | 0.05 | 0.1 |
| Limes Soilds Handling | 101 | 05/09/03 | 12:52:21 | 1 | East Room | | | Duct Base | | | | Metal | Green | 0 | 0.1 |
| Limes Soilds Handling | 102 | 05/09/03 | 12:52:31 | 1 | East Room | | | Duct Base | | | | Metal | Green | 0 | 0.1 |

Asbestos Lead-based
Paint Inspection
Arlington County Water Pollution Control Plant
May 2003

| Site | XLNo | Date | Time | Floor | Room | Room# | Side | Structure | Str# | Feature | Fea# | Substrate | Color | PbL | Plus/Minus |
|---|---|---|---|---|---|---|---|---|---|---|---|---|---|---|---|
| Limes Soilds Handling | 103 | 05/09/03 | 12:52:53 | 1 | East Room | | | Pump Pad | | | | Concrete | Black | 0 | 0.1 |
| Limes Soilds Handling | 104 | 05/09/03 | 12:53:05 | 1 | East Room | | | Duct | | I-Beam Support | | Metal | Black | 0.04 | 0.1 |
| Limes Soilds Handling | 105 | 05/09/03 | 12:53:21 | 1 | East Room | | | Pipe Flange | | | | Metal | Orange | 1.36 | 0.1 |
| Limes Soilds Handling | 106 | 05/09/03 | 12:53:39 | 1 | East Room | | | Control Panel | | | | Metal | Grey | 0.04 | 0.1 |
| Limes Soilds Handling | 107 | 05/09/03 | 12:53:49 | 1 | East Room | | | Electrical Box | | | | Metal | Grey | 0.08 | 0.1 |
| Limes Soilds Handling | 108 | 05/09/03 | 12:54:12 | 1 | East Room | | | Column | | | | Concrete | Aqua | 0.01 | 0.1 |
| Limes Soilds Handling | 109 | 05/09/03 | 12:54:52 | 1 | East Room | | | Rollup Door | | North wall | | Metal | Silver | 0.03 | 0.1 |
| Limes Soilds Handling | 110 | 05/09/03 | 12:55:10 | 1 | East Room | | | Large Pipe | | | | Metal | Silver | 0.14 | 0.1 |
| Limes Soilds Handling | 111 | 05/09/03 | 12:55:37 | 1 | East Room | | | Pump | | | | Metal | Green | 2.36 | 0.1 |
| Limes Soilds Handling | 112 | 05/09/03 | 12:55:53 | 1 | East Room | | | Pump Shaft | | | | Metal | Green | 1.37 | 0.1 |
| Limes Soilds Handling | 113 | 05/09/03 | 12:58:16 | 1 | East Room | | | Polymer Feed Pipe | | | | Metal | Blue | 0 | 0.1 |
| Limes Soilds Handling | 114 | 05/09/03 | 12:58:32 | 1 | East Room | | | Polymer Tank Base | | | | Metal | Black | 0.06 | 0.1 |
| Limes Soilds Handling | 115 | 05/09/03 | 12:58:45 | 1 | East Room | | | Control Panel | | | | Metal | Grey | 0.2 | 0.1 |
| Limes Soilds Handling | 116 | 05/09/03 | 12:59:21 | 1 | East Room | | | Control Panel | | | | Metal | Green | 1.92 | 0.1 |
| Limes Soilds Handling | 117 | 05/09/03 | 13:00:38 | Basement | Main Room | | | Stair Stringer | | | | Metal | Silver | 0 | 0.1 |
| Limes Soilds Handling | 118 | 05/09/03 | 13:00:49 | Basement | Main Room | | | Stair Tread | | | | Metal | Silver | 0.01 | 0.1 |
| Limes Soilds Handling | 119 | 05/09/03 | 13:01:06 | Basement | Main Room | | | Stair Railing | | | | Metal | Silver | 0 | 0.1 |
| Limes Soilds Handling | 120 | 05/09/03 | 13:01:39 | Basement | Main Room | | | Ferric Tank #1 | | | | Metal | Yellow | 0 | 0.1 |
| Limes Soilds Handling | 121 | 05/09/03 | 13:02:07 | Basement | Main Room | | | Ferric Tank #2 | | | | Metal | Yellow | 0 | 0.1 |
| Limes Soilds Handling | 122 | 05/09/03 | 13:02:20 | Basement | Main Room | | | Ferric Pipe | | | | Metal | Yellow | 0 | 0.1 |
| Limes Soilds Handling | 123 | 05/09/03 | 13:02:37 | Basement | Main Room | | | Ferric Pipe | | | | Metal | Yellow | 0 | 0.1 |
| Limes Soilds Handling | 124 | 05/09/03 | 13:02:50 | Basement | Main Room | | | Ferric Pipe | | | | Metal | Yellow | 0 | 0.1 |
| Limes Soilds Handling | 125 | 05/09/03 | 13:03:17 | Basement | Main Room | | | Ferric Pipe | | | | Metal | Yellow | 0.28 | 0.1 |
| Limes Soilds Handling | 126 | 05/09/03 | 13:03:28 | Basement | Main Room | | | Ferric Pipe | | | | Metal | Yellow | 0.2 | 0.1 |
| Limes Soilds Handling | 127 | 05/09/03 | 13:03:45 | Basement | Main Room | | | Tank Support | | | | Metal | Grey | 0.57 | 0.1 |
| Limes Soilds Handling | 128 | 05/09/03 | 13:04:09 | Basement | Main Room | | | Pump #1 | | | | Metal | Green | 0 | 0.1 |
| Limes Soilds Handling | 129 | 05/09/03 | 13:04:26 | Basement | Main Room | | | Pump #3 | | | | Metal | Green | 0.17 | 0.1 |
| Limes Soilds Handling | 130 | 05/09/03 | 13:04:50 | Basement | Main Room | | | Conduit | | | | Metal | Gray | 0.03 | 0.1 |
| Limes Soilds Handling | 131 | 05/09/03 | 13:05:16 | Basement | Main Room | | | Pump Stand | | | | Metal | Unknown | 0 | 0.1 |
| Limes Soilds Handling | 132 | 05/09/03 | 13:06:19 | Basement | Main Room | | | Polymer Pipe | | | | Metal | Blue | 0 | 0.1 |
| Limes Soilds Handling | 133 | 05/09/03 | 13:07:00 | Basement | Main Room | | | Pump 17B | | | | Metal | Unknown | 0.03 | 0.1 |
| Limes Soilds Handling | 134 | 05/09/03 | 13:07:11 | Basement | Main Room | | | Pump Motor | | | | Metal | Unknown | 0.03 | 0.1 |

# XRF READINGS

(05/12/03)

Asbestos Lead-based
Paint Inspection
Arlington County Water Pollution Control Plant
May 2003

| Site | XLNo | Date | Time | Floor | Room | Room# | Structure | Str# | Feature | Fea# | Condition | Substrate | Color | PbL | Plus/Minus |
|---|---|---|---|---|---|---|---|---|---|---|---|---|---|---|---|
| Carbon Regeneration Bldg. | 1 | 05/12/2003 | 10:34:15 | 3 | Stairwell | | Door | | | | Solid | Metal | Unknown | 0.02 | 0.1 |
| Carbon Regeneration Bldg. | 2 | 05/12/2003 | 10:34:31 | 3 | Stairwell | | Door | | Jamb | Lft | Solid | Metal | Unknown | 0 | 0.1 |
| Carbon Regeneration Bldg. | 3 | 05/12/2003 | 10:35:30 | 3 | Stairwell | | Stairs | | Rail cap | | Solid | Metal | Unknown | 0.36 | 0.1 |
| Carbon Regeneration Bldg. | 4 | 05/12/2003 | 10:35:52 | 3 | Stairwell | | Stairs | | Tread | | Solid | Metal | Unknown | 0 | 0.1 |
| Carbon Regeneration Bldg. | 5 | 05/12/2003 | 10:36:06 | 3 | Stairwell | | Stairs | | Riser | | Solid | Metal | Unknown | 0.03 | 0.1 |
| Carbon Regeneration Bldg. | 6 | 05/12/2003 | 10:36:20 | 3 | Stairwell | | Stairs | | Stringer | | Solid | Metal | Black | 5.09 | 0.1 |
| Carbon Regeneration Bldg. | 7 | 05/12/2003 | 10:36:40 | 3 | Stairwell | South | Stairs | | Wall | | Solid | Concrete | Unknown | 0.03 | 0.1 |
| Carbon Regeneration Bldg. | 8 | 05/12/2003 | 10:45:12 | 3 | Stairwell | North | Stairs | | Stringer | | Solid | Metal | Black | 4.36 | 0.1 |
| Carbon Regeneration Bldg. | 9 | 05/12/2003 | 10:45:53 | 3 | Main Room | | Roof Drain | | | | Solid | Metal | Black | 0.05 | 0.1 |
| Carbon Regeneration Bldg. | 10 | 05/12/2003 | 10:46:53 | 3 | Main Room | | Electrrical Panel | | MCC-30 | | Solid | Metal | Grey | 0 | 0.1 |
| Carbon Regeneration Bldg. | 11 | 05/12/2003 | 10:49:53 | 3 | Main Room | | Spent Carbon Still #1 | | | | Solid | Metal | Grey | 0.01 | 0.1 |
| Carbon Regeneration Bldg. | 12 | 05/12/2003 | 10:50:18 | 3 | Main Room | | Spent Carbon Still #1 | | Air Supply | | Solid | Metal | Orange | 0.23 | 0.1 |
| Carbon Regeneration Bldg. | 13 | 05/12/2003 | 10:50:47 | 3 | Main Room | | Spent Carbon Still #1 | | Natural Gas Pipe | | Solid | Metal | Red | 0 | 0.1 |
| Carbon Regeneration Bldg. | 14 | 05/12/2003 | 10:51:36 | 3 | Main Room | | Spent Carbon Still #1 | | Mezzanine Support | | Solid | Metal | White | 0.07 | 0.1 |
| Carbon Regeneration Bldg. | 15 | 05/12/2003 | 10:52:02 | 3 | Main Room | | Spent Carbon Still #1 | | Mezzanine Ladder | | Solid | Metal | Yellow | 5.09 | 0.1 |
| Carbon Regeneration Bldg. | 16 | 05/12/2003 | 10:53:23 | 3 | Main Room | | Spent Carbon Still #1 | | Mezzanine Railing | | Solid | Metal | Silver | 0.04 | 0.1 |
| Carbon Regeneration Bldg. | 17 | 05/12/2003 | 10:54:05 | 3 | Main Room | | Spent Carbon Pipe | | | | Solid | Metal | Black | 0.02 | 0.1 |
| Carbon Regeneration Bldg. | 18 | 05/12/2003 | 10:54:49 | 3 | Main Room | | Compressed Air Pipe | | | | Solid | Metal | Green | 0.23 | 0.1 |
| Carbon Regeneration Bldg. | 19 | 05/12/2003 | 10:55:06 | 3 | Main Room | | Structural Steel | | | | Solid | Metal | Beige | 0.01 | 0.1 |
| Carbon Regeneration Bldg. | 20 | 05/12/2003 | 10:55:36 | 3 | Main Room | | Furnace #1 | | | | Solid | Metal | Silver | 0.04 | 0.1 |
| Carbon Regeneration Bldg. | 21 | 05/12/2003 | 10:56:32 | 3 | Main Room | | Furnace #1 | | Induction Draft Fan | | Solid | Metal | Green | 0.07 | 0.1 |
| Carbon Regeneration Bldg. | 22 | 05/12/2003 | 10:56:48 | 3 | Main Room | | Furnace #1 | | Draft Fan Motor | | Solid | Metal | Green | 0.18 | 0.1 |
| Carbon Regeneration Bldg. | 23 | 05/12/2003 | 10:57:46 | 3 | Main Room | | Carbon Regeneration Tank #1 | | | | Solid | Metal | Grey | 0.01 | 0.1 |
| Carbon Regeneration Bldg. | 24 | 05/12/2003 | 10:58:02 | 3 | Main Room | | Carbon Regeneration Tank #2 | | | | Solid | Metal | Grey | 0 | 0.1 |
| Carbon Regeneration Bldg. | 25 | 05/12/2003 | 10:58:15 | 3 | Main Room | | Mezzanine Ladder Between Tanks | | | | Solid | Metal | Yellow | 5.09 | 0.1 |
| Carbon Regeneration Bldg. | 26 | 05/12/2003 | 10:59:01 | 3 | Main Room | | Mezzanine Ladder Between Tanks | | | | Solid | Metal | Yellow | 0.04 | 0.1 |
| Carbon Regeneration Bldg. | 27 | 05/12/2003 | 10:59:40 | 3 | Main Room | | Connecting Mezzanine I-beam | | | Support | Solid | Metal | White | 0.21 | 0.1 |
| Carbon Regeneration Bldg. | 28 | 05/12/2003 | 11:00:18 | 3 | Main Room | | Connecting Mezzanine Railing | | | | Solid | Metal | Silver | 0.05 | 0.1 |
| Carbon Regeneration Bldg. | 29 | 05/12/2003 | 11:00:40 | 3 | Main Room | | Regneration Tank #1 | | Ladder | | Solid | Metal | Yellow | 5.09 | 0.1 |
| Carbon Regeneration Bldg. | 30 | 05/12/2003 | 11:01:06 | 3 | Main Room | | Regneration Tank #2 | | Ladder | | Solid | Metal | Yellow | 5.09 | 0.1 |
| Carbon Regeneration Bldg. | 31 | 05/12/2003 | 11:01:26 | 3 | Main Room | | Overhead Ceiling | | I-beam | | Solid | Metal | Beige | 0.02 | 0.1 |
| Carbon Regeneration Bldg. | 32 | 05/12/2003 | 11:01:48 | 3 | Main Room | | Ceiling | | | | Solid | Concrete | Beige | 0.02 | 0.1 |
| Carbon Regeneration Bldg. | 33 | 05/12/2003 | 11:02:10 | 3 | Main Room | | Compressed Air Pipe | | | | Solid | Metal | Green | 0.16 | 0.1 |
| Carbon Regeneration Bldg. | 34 | 05/12/2003 | 11:02:48 | 3 | Main Room | | Motive Water Pipe | | | | Solid | Metal | Silver | 0.01 | 0.1 |
| Carbon Regeneration Bldg. | 35 | 05/12/2003 | 11:03:23 | 3 | Main Room | | Activated Carbon Pipe | | | | Solid | Metal | Black | 0.19 | 0.1 |
| Carbon Regeneration Bldg. | 36 | 05/12/2003 | 11:04:16 | 3 | Main Room | | Large Diameter Pipe | | Connecting Tanks | | Solid | Metal | Black | 0.07 | 0.1 |
| Carbon Regeneration Bldg. | 37 | 05/12/2003 | 11:05:33 | 3 | Main Room | | Air Handler | | S.F. #3 | | Solid | Metal | Beige | 0.2 | 0.1 |
| Carbon Regeneration Bldg. | 38 | 05/12/2003 | 11:05:55 | 3 | Main Room | | Air Handler | | S.F. #3 | Duct | Solid | Metal | Beige | 0.02 | 0.1 |
| Carbon Regeneration Bldg. | 39 | 05/12/2003 | 11:07:56 | 3 | Main Room | | Furnace #2 | | | | Solid | Metal | Silver | 0.01 | 0.1 |
| Carbon Regeneration Bldg. | 40 | 05/12/2003 | 11:08:11 | 3 | Main Room | | Spent Carbon Still #1 | | Mezzanine Support | | Solid | Metal | Beige | 3.54 | 0.1 |
| Carbon Regeneration Bldg. | 41 | 05/12/2003 | 11:09:00 | 3 | Main Room | | Spent Carbon Still #1 | | Mezzanine Support | | Solid | Metal | Beige | 4.07 | 0.1 |
| Carbon Regeneration Bldg. | 42 | 05/12/2003 | 11:09:28 | 3 | Main Room | | Spent Carbon Still #1 | | Mezzanine Railing | | Solid | Metal | Silver | 0.4 | 0.1 |
| Carbon Regeneration Bldg. | 43 | 05/12/2003 | 11:10:19 | 3 | Main Room | | Spent Carbon Still #1 | | Air Supply Pipe | | Solid | Metal | Orange | 0.14 | 0.1 |
| Carbon Regeneration Bldg. | 44 | 05/12/2003 | 11:10:41 | 3 | Main Room | | Spent Carbon Still #1 | | Fuel Oil Pipe | | Solid | Metal | Red | 0 | 0.1 |
| Carbon Regeneration Bldg. | 45 | 05/12/2003 | 11:11:07 | 3 | Main Room | | Spent Carbon Still #1 | | Ladder | | Solid | Metal | Yellow | 5.09 | 0.1 |
| Carbon Regeneration Bldg. | 46 | 05/12/2003 | 11:11:32 | 3 | Main Room | | Spent Carbon Still #1 | | Mezzanine Railing | | Solid | Metal | Silver | 0.4 | 0.1 |
| Carbon Regeneration Bldg. | 47 | 05/12/2003 | 11:11:53 | 3 | Main Room | | Roof Hatch Ladder | | | | Solid | Metal | Yellow | 5.09 | 0.1 |
| Carbon Regeneration Bldg. | 48 | 05/12/2003 | 11:12:14 | 3 | Main Room | | Spent Carbon Still #2 | | | | Solid | Metal | Silver | 0.01 | 0.1 |
| Carbon Regeneration Bldg. | 49 | 05/12/2003 | 11:13:04 | 3 | Main Room | | Spent Carbon Still #2 | | Act. Carbon Pipe | | Solid | Metal | Black | 0.01 | 0.1 |
| Carbon Regeneration Bldg. | 50 | 05/12/2003 | 11:13:26 | 3 | Main Room | | Spent Carbon Still #2 | | Mezzanine Support | | Solid | Metal | Beige | 0.06 | 0.1 |
| Carbon Regeneration Bldg. | 51 | 05/12/2003 | 11:14:20 | 3 | Main Room | | Furnace #2 Induction Draft Fan | | | | Solid | Metal | Green | 0.08 | 0.1 |
| Carbon Regeneration Bldg. | 52 | 05/12/2003 | 11:14:54 | 3 | Main Room | | Furnace #2 Induction Draft Fan | | | Motor | Solid | Metal | Green | 0.33 | 0.1 |
| Carbon Regeneration Bldg. | 53 | 05/12/2003 | 11:15:24 | 3 | Main Room | | Spent Carbon Still #2 | | Duct | | Solid | Metal | Silver | 0.01 | 0.1 |
| Carbon Regeneration Bldg. | 54 | 05/12/2003 | 11:16:54 | 3 | Main Room | | Spent Carbon Still #2 | | Stair Stringer | | Solid | Metal | Beige | 0.29 | 0.1 |
| Carbon Regeneration Bldg. | 55 | 05/12/2003 | 12:01:13 | 2 | Main Room | | Carbon Filter Force Main Pipe | | | | Solid | Metal | Grey | 0 | 0.1 |

Asbestos Lead-based
Paint Inspection
Arlington County Water Pollution Control Plant
May 2003

| Site | XLNo | Date | Time | Floor | Room | Room# | Structure | Str# | Feature | Fea# | Condition | Substrate | Color | PbL | Plus/Minus |
|---|---|---|---|---|---|---|---|---|---|---|---|---|---|---|---|
| Carbon Regeneration Bldg. | 56 | 05/12/2003 | 12:01:35 | 2 | Main Room | | Furnace #1 | | | | Solid | Metal | Silver | 0.01 | 0.1 |
| Carbon Regeneration Bldg. | 57 | 05/12/2003 | 12:01:53 | 2 | Main Room | | Air Supply Pipe | | | | Solid | Metal | Orange | 0.36 | 0.1 |
| Carbon Regeneration Bldg. | 58 | 05/12/2003 | 12:02:05 | 2 | Main Room | | Natural Gas Supply Pipe | | | | Solid | Metal | Red | 0.01 | 0.1 |
| Carbon Regeneration Bldg. | 59 | 05/12/2003 | 12:02:18 | 2 | Main Room | | Compressed Air Dryer | | | | Solid | Metal | Blue | 0 | 0.1 |
| Carbon Regeneration Bldg. | 60 | 05/12/2003 | 12:02:28 | 2 | Main Room | | Compressed Air Pipe | | | | Solid | Metal | Green | 0 | 0.1 |
| Carbon Regeneration Bldg. | 61 | 05/12/2003 | 12:02:46 | 2 | Main Room | | Duct | | | | Solid | Metal | White | 0.02 | 0.1 |
| Carbon Regeneration Bldg. | 62 | 05/12/2003 | 12:02:59 | 2 | Main Room | | Overhead I-beam | | | | Solid | Metal | Beige | 0.01 | 0.1 |
| Carbon Regeneration Bldg. | 63 | 05/12/2003 | 12:03:10 | 2 | Main Room | | I-beam Support Column | | | | Solid | Metal | Beige | 0.02 | 0.1 |
| Carbon Regeneration Bldg. | 64 | 05/12/2003 | 12:03:25 | 2 | Main Room | | Door | | | | Solid | Metal | Silver | 0.02 | 0.1 |
| Carbon Regeneration Bldg. | 65 | 05/12/2003 | 12:03:35 | 2 | Main Room | | Door-jamb | | | | Solid | Metal | White | 0 | 0.1 |
| Carbon Regeneration Bldg. | 66 | 05/12/2003 | 12:04:03 | 2 | Main Room | | AWTPEW Pipe | | | | Solid | Metal | Beige | 0.17 | 0.1 |
| Carbon Regeneration Bldg. | 67 | 05/12/2003 | 12:04:34 | 2 | Main Room | | Air Wash Supply Blower | | | | Solid | Metal | Orange | 0.22 | 0.1 |
| Carbon Regeneration Bldg. | 68 | 05/12/2003 | 12:04:52 | 2 | Main Room | | Motive Water Pipe | | | | Solid | Metal | Silver | 0.01 | 0.1 |
| Carbon Regeneration Bldg. | 69 | 05/12/2003 | 12:05:05 | 2 | Main Room | | Carbon Regeneration Tank #1 | | | Bottom | Solid | Metal | Grey | 0.06 | 0.1 |
| Carbon Regeneration Bldg. | 70 | 05/12/2003 | 12:06:02 | 2 | Main Room | | Carbon Regeneration Tank #2 | | | Bottom | Solid | Metal | Grey | 0 | 0.1 |
| Carbon Regeneration Bldg. | 71 | 05/12/2003 | 12:06:31 | 2 | Main Room | | Motive Water Pipe Valve | | | | Solid | Metal | Green | 0.07 | 0.1 |
| Carbon Regeneration Bldg. | 72 | 05/12/2003 | 12:07:07 | 2 | Main Room | | Air Handler | | | | Solid | Metal | Beige | 0.06 | 0.1 |
| Carbon Regeneration Bldg. | 73 | 05/12/2003 | 12:07:18 | 2 | Main Room | | Air Handler Duct | | | | Solid | Metal | Beige | 0.06 | 0.1 |
| Carbon Regeneration Bldg. | 74 | 05/12/2003 | 12:07:35 | 2 | Main Room | | Furnace #2 | | | | Solid | Metal | Silver | 0.02 | 0.1 |
| Carbon Regeneration Bldg. | 75 | 05/12/2003 | 12:07:54 | 2 | Main Room | | Supply Air Pipe | | | | Solid | Metal | Orange | 0.15 | 0.1 |
| Carbon Regeneration Bldg. | 76 | 05/12/2003 | 12:08:05 | 2 | Main Room | | Natural Gas Supply Pipe | | | | Solid | Metal | Red | 0.14 | 0.1 |
| Carbon Regeneration Bldg. | 77 | 05/12/2003 | 12:08:17 | 2 | Main Room | | Activated Carbon Pipe | | | | Solid | Metal | Silver | 0 | 0.1 |
| Carbon Regeneration Bldg. | 78 | 05/12/2003 | 12:08:36 | 2 | Main Room | | Boiler Water Supply Pipe | | | | Solid | Metal | Blue | 0 | 0.1 |
| Carbon Regeneration Bldg. | 79 | 05/12/2003 | 12:08:53 | 2 | Main Room | | Activated Carbon Pipe | | | | Solid | Metal | Black | 0.01 | 0.1 |
| Carbon Regeneration Bldg. | 80 | 05/12/2003 | 12:44:19 | 1 | Main Room | | Activated Carbon Transfer Pump | | | | Solid | Metal | Green | 0.11 | 0.1 |
| Carbon Regeneration Bldg. | 81 | 05/12/2003 | 12:44:38 | 1 | Main Room | | Activated Carbon Pipe | | | | Solid | Metal | Black | 0.01 | 0.1 |
| Carbon Regeneration Bldg. | 82 | 05/12/2003 | 12:44:50 | 1 | Main Room | | AWTPEW Pipe | | | | Solid | Metal | White | 0 | 0.1 |
| Carbon Regeneration Bldg. | 83 | 05/12/2003 | 12:45:00 | 1 | Main Room | | Compress Air Pipe | | | | Solid | Metal | Green | 0.07 | 0.1 |
| Carbon Regeneration Bldg. | 84 | 05/12/2003 | 12:45:18 | 1 | Main Room | | Furnace #1 Drive Motor | | | | Solid | Metal | Green | 0.1 | 0.1 |
| Carbon Regeneration Bldg. | 85 | 05/12/2003 | 12:45:30 | 1 | Main Room | | Bottom Furnace #1 | | | | Solid | Metal | Silver | 0.01 | 0.1 |
| Carbon Regeneration Bldg. | 86 | 05/12/2003 | 12:45:47 | 1 | Main Room | | Blower Air Pipe | | | | Solid | Metal | Orange | 0.53 | 0.1 |
| Carbon Regeneration Bldg. | 87 | 05/12/2003 | 12:46:03 | 1 | Main Room | | Blower Fan | | | | Solid | Metal | Green | 0.21 | 0.1 |
| Carbon Regeneration Bldg. | 88 | 05/12/2003 | 12:46:14 | 1 | Main Room | | Blower Fan Motor | | | | Solid | Metal | Green | 0.3 | 0.1 |
| Carbon Regeneration Bldg. | 89 | 05/12/2003 | 12:46:30 | 1 | Main Room | | Compressor | | | | Solid | Metal | Green | 0.18 | 0.1 |
| Carbon Regeneration Bldg. | 90 | 05/12/2003 | 12:46:40 | 1 | Main Room | | Compressor Tank | | | | Solid | Metal | Green | 0.2 | 0.1 |
| Carbon Regeneration Bldg. | 91 | 05/12/2003 | 12:46:51 | 1 | Main Room | | Compressor Tank | | | | Solid | Metal | Green | 0.17 | 0.1 |
| Carbon Regeneration Bldg. | 92 | 05/12/2003 | 12:47:20 | 1 | Main Room | | Potable Water Pipe | | | | Solid | Metal | Blue | 0.03 | 0.1 |
| Carbon Regeneration Bldg. | 93 | 05/12/2003 | 12:47:58 | 1 | Main Room | | High Pressure Gas Pipe | | | | Solid | Metal | Yellow | 0 | 0.1 |
| Carbon Regeneration Bldg. | 94 | 05/12/2003 | 12:48:20 | 1 | Main Room | | Natural Gas Supply Pipe | | | | Solid | Metal | Red | 0.02 | 0.1 |
| Carbon Regeneration Bldg. | 95 | 05/12/2003 | 12:48:31 | 1 | Main Room | | Boiler Water Supply Pipe | | | | Solid | Metal | Blue | 0.04 | 0.1 |
| Carbon Regeneration Bldg. | 96 | 05/12/2003 | 12:48:41 | 1 | Main Room | | Boiler Water Supply Pipe | | | Tank | Solid | Metal | Blue | 0.03 | 0.1 |
| Carbon Regeneration Bldg. | 97 | 05/12/2003 | 12:49:04 | 1 | Main Room | | Boiler #1 | | | | Solid | Metal | Silver | 2.29 | 0.1 |
| Carbon Regeneration Bldg. | 98 | 05/12/2003 | 12:49:43 | 1 | Main Room | | Electrical Panel | | | | Solid | Metal | Grey | 0.02 | 0.1 |
| Carbon Regeneration Bldg. | 99 | 05/12/2003 | 12:49:53 | 1 | Main Room | | Switch Box | | | | Solid | Metal | Grey | 0.01 | 0.1 |
| Carbon Regeneration Bldg. | 100 | 05/12/2003 | 12:50:16 | 1 | Main Room | | Blower Silencer | | | | Solid | Metal | Orange | 0.2 | 0.1 |
| Carbon Regeneration Bldg. | 101 | 05/12/2003 | 12:50:30 | 1 | Main Room | | Blower Air Motor | | | | Solid | Metal | Green | 0.13 | 0.1 |
| Carbon Regeneration Bldg. | 102 | 05/12/2003 | 12:50:40 | 1 | Main Room | | Blower Air Fan | | | | Solid | Metal | Orange | 0.13 | 0.1 |
| Carbon Regeneration Bldg. | 103 | 05/12/2003 | 12:51:06 | 1 | Main Room | | Motive Water Pipe | | | | Solid | Metal | Silver | 0.07 | 0.1 |
| Carbon Regeneration Bldg. | 104 | 05/12/2003 | 12:51:21 | 1 | Main Room | | Overhead I-beam | | | | Solid | Metal | Beige | 0.06 | 0.1 |
| Carbon Regeneration Bldg. | 105 | 05/12/2003 | 12:51:31 | 1 | Main Room | | I-beam Support Column | | | | Solid | Metal | Beige | 0 | 0.1 |
| Carbon Regeneration Bldg. | 106 | 05/12/2003 | 12:51:57 | 1 | Main Room | | Bottom Furnace #2 | | | | Solid | Metal | Silver | 0 | 0.1 |
| Carbon Regeneration Bldg. | 107 | 05/12/2003 | 12:52:10 | 1 | Main Room | | Furnace #2 I-beam Support | | | | Solid | Metal | Silver | 0.02 | 0.1 |
| Carbon Regeneration Bldg. | 108 | 05/12/2003 | 12:52:22 | 1 | Main Room | | Blower Air Pipe | | | | Solid | Metal | Orange | 0.14 | 0.1 |
| Carbon Regeneration Bldg. | 109 | 05/12/2003 | 12:52:33 | 1 | Main Room | | Blower Fan | | | | Solid | Metal | Green | 0.07 | 0.1 |
| Carbon Regeneration Bldg. | 110 | 05/12/2003 | 12:52:43 | 1 | Main Room | | Blower Fan Motor | | | | Solid | Metal | Green | 0.06 | 0.1 |

Asbestos Lead-based
Paint Inspection
Arlington County Water Pollution Control Plant
May 2003

| Site | XLNo | Date | Time | Floor | Room | Room# | Structure | Str# | Feature | Fea# | Condition | Substrate | Color | PbL | Plus/Minus |
|---|---|---|---|---|---|---|---|---|---|---|---|---|---|---|---|
| Carbon Regeneration Bldg. | 111 | 05/12/2003 | 12:53:14 | 1 | Main Room | | Dewatering Screw Drain Pipe | | | | Solid | Metal | Black | 0.02 | 0.1 |
| Carbon Regeneration Bldg. | 112 | 05/12/2003 | 12:53:29 | 1 | Main Room | | Furnace #2 Drive Motor | | | | Solid | Metal | Green | 0.19 | 0.1 |
| Carbon Regeneration Bldg. | 113 | 05/12/2003 | 12:53:58 | 1 | Main Room | | Activated Carbon Transfer Pipe | | | | Solid | Metal | Green | 0.05 | 0.1 |
| Carbon Regeneration Bldg. | 114 | 05/12/2003 | 12:54:27 | 1 | Main Room | | Boiler #2 | | | | Solid | Metal | Silver | 1.47 | 0.1 |
| Carbon Regeneration Bldg. | 115 | 05/12/2003 | 12:54:59 | 1 | Main Room | | Boiler #2 Water Supply Pipe | | | | Solid | Metal | Blue | 0.02 | 0.1 |
| Carbon Regeneration Bldg. | 116 | 05/12/2003 | 12:55:14 | 1 | Main Room | | Boiler #2 Water Supply Tank | | | | Solid | Metal | Blue | 0.67 | 0.1 |
| Carbon Regeneration Bldg. | 117 | 05/12/2003 | 12:55:52 | 1 | Main Room | | Activated Carbon Pipe | | | | Solid | Metal | Black | 0 | 0.1 |
| Carbon Regeneration Bldg. | 118 | 05/12/2003 | 12:56:03 | 1 | Main Room | | Chemical Feed Pipe | | | | Solid | Metal | Blue | 0.01 | 0.1 |
| Carbon Regeneration Bldg. | 119 | 05/12/2003 | 12:56:13 | 1 | Main Room | | Potable Water Pipe | | | | Solid | Metal | Blue | 0 | 0.1 |
| Carbon Regeneration Bldg. | 120 | 05/12/2003 | 12:56:29 | 1 | Main Room | | Stair Railing | | | | Solid | Metal | Silver | 0.07 | 0.1 |
| Carbon Regeneration Bldg. | 121 | 05/12/2003 | 12:56:46 | 1 | Main Room | | Stair Stringer | | | | Solid | Metal | Beige | 5.09 | 0.1 |
| Carbon Regeneration Bldg. | 122 | 05/12/2003 | 12:57:14 | 1 | Main Room | | Stair Tread | | | | Solid | Metal | Black | 0.01 | 0.1 |
| Carbon Regeneration Bldg. | 123 | 05/12/2003 | 12:57:25 | 1 | Main Room | | Stair Riser | | | | Solid | Metal | Beige | 0.12 | 0.1 |
| Carbon Regeneration Bldg. | 124 | 05/12/2003 | 12:57:51 | 1 | Control Room | | Wall | | | | Solid | Concrete | Beige | 0.19 | 0.1 |
| Carbon Regeneration Bldg. | 125 | 05/12/2003 | 12:58:08 | 1 | Control Room | | Control Panel | | | | Solid | Metal | Grey | 0.03 | 0.1 |
| Carbon Regeneration Bldg. | 126 | 05/12/2003 | 12:58:21 | 1 | Control Room | | Control Panel | | | | Solid | Metal | Grey | 0.01 | 0.1 |
| Carbon Regeneration Bldg. | 127 | 05/12/2003 | 12:58:31 | 1 | Control Room | | Control Panel | | | | Solid | Metal | Grey | 0.05 | 0.1 |
| Carbon Regeneration Bldg. | 128 | 05/12/2003 | 12:58:41 | 1 | Control Room | | Ceiling | | | | Solid | Concrete | Beige | 0.01 | 0.1 |
| Carbon Regeneration Bldg. | 129 | 05/12/2003 | 13:00:28 | 1 | Locker Room | | Ceiling | | | | Solid | Concrete | Beige | 0.07 | 0.1 |
| Carbon Regeneration Bldg. | 130 | 05/12/2003 | 13:00:40 | 1 | Locker Room | | Toilet Stall | | | | Solid | Metal | Tan | 0.01 | 0.1 |
| Carbon Regeneration Bldg. | 131 | 05/12/2003 | 13:30:11 | Basement | | | Scrubber Drain Pipe | | | | Solid | Metal | Black | 0.01 | 0.1 |
| Carbon Regeneration Bldg. | 132 | 05/12/2003 | 13:30:28 | Basement | | | Spent Tank #2 | | | | Solid | Metal | Green | 0 | 0.1 |
| Carbon Regeneration Bldg. | 133 | 05/12/2003 | 13:31:00 | Basement | | | Spent Tank #2 Ladder | | | | Solid | Metal | Yellow | 0.8 | 0.1 |
| Carbon Regeneration Bldg. | 134 | 05/12/2003 | 13:31:28 | Basement | | | Support Column | | | | Solid | Concrete | Green | 0 | 0.1 |
| Carbon Regeneration Bldg. | 135 | 05/12/2003 | 13:31:56 | Basement | | | Ceiling | | | | Solid | Concrete | Green | 0 | 0.1 |
| Carbon Regeneration Bldg. | 136 | 05/12/2003 | 13:32:10 | Basement | | | Spent Tank #2 | | Catwalk Railing | | Solid | Metal | Silver | 0.04 | 0.1 |
| Carbon Regeneration Bldg. | 137 | 05/12/2003 | 13:32:36 | Basement | | | Fuel Oil Pipe | | | | Solid | Metal | Red | 0.01 | 0.1 |
| Carbon Regeneration Bldg. | 138 | 05/12/2003 | 13:32:55 | Basement | | | Catwalk Railing | | | | Solid | Metal | Silver | 0.04 | 0.1 |
| Carbon Regeneration Bldg. | 139 | 05/12/2003 | 13:33:09 | Basement | | | Regen. Tank Overflow Pipe | | | | Solid | Metal | Black | 0.02 | 0.1 |
| Carbon Regeneration Bldg. | 140 | 05/12/2003 | 13:33:34 | Basement | | | Blower Air Pipe | | | | Solid | Metal | Orange | 0.1 | 0.1 |
| Carbon Regeneration Bldg. | 141 | 05/12/2003 | 13:34:08 | Basement | | | Small Pipe | | | | Solid | Metal | Orange | 0.02 | 0.1 |
| Carbon Regeneration Bldg. | 142 | 05/12/2003 | 13:34:35 | Basement | | | Floor Drain Pipe | | | | Solid | Metal | Black | 0.03 | 0.1 |
| Carbon Regeneration Bldg. | 143 | 05/12/2003 | 13:34:50 | Basement | | | Electrical Conduit | | | | Solid | Metal | Silver | 0.09 | 0.1 |
| Carbon Regeneration Bldg. | 144 | 05/12/2003 | 13:35:03 | Basement | | | AWTPEW Pipe | | | | Solid | Metal | White | 0.18 | 0.1 |
| Carbon Regeneration Bldg. | 145 | 05/12/2003 | 13:35:20 | Basement | | | Activated Carbon Pipe | | | | Solid | Metal | Black | 0.06 | 0.1 |
| Carbon Regeneration Bldg. | 146 | 05/12/2003 | 13:35:31 | Basement | | | Spent Carbon Pipe | | | | Solid | Metal | Black | 0.01 | 0.1 |
| Carbon Regeneration Bldg. | 147 | 05/12/2003 | 13:36:05 | Basement | | | Catwalk Support | | | | Solid | Metal | Beige | 1.42 | 0.1 |
| Carbon Regeneration Bldg. | 148 | 05/12/2003 | 13:37:11 | Sub-Basement | | | Stair Railing | | | | Solid | Metal | Silver | 0.06 | 0.1 |
| Carbon Regeneration Bldg. | 149 | 05/12/2003 | 13:37:23 | Sub-Basement | | | Stair Tread | | | | Solid | Metal | Black | 0 | 0.1 |
| Carbon Regeneration Bldg. | 150 | 05/12/2003 | 13:37:35 | Sub-Basement | | | Stair Riser | | | | Solid | Metal | Beige | 0.06 | 0.1 |
| Carbon Regeneration Bldg. | 151 | 05/12/2003 | 13:37:48 | Sub-Basement | | | Stair Stringer | | | | Solid | Metal | Beige | 1.2 | 0.1 |
| Carbon Regeneration Bldg. | 152 | 05/12/2003 | 13:39:22 | Sub-Basement | | | Activated Carbon Pump | | | | Solid | Metal | Green | 0.09 | 0.1 |
| Carbon Regeneration Bldg. | 153 | 05/12/2003 | 13:39:41 | Sub-Basement | | | Activated Carbon Pump Motor | | | | Solid | Metal | Green | 0 | 0.1 |
| Carbon Regeneration Bldg. | 154 | 05/12/2003 | 13:39:55 | Sub-Basement | | | Fuel Oil Pipe | | | | Solid | Metal | Red | 0.02 | 0.1 |
| Carbon Regeneration Bldg. | 155 | 05/12/2003 | 13:40:11 | Sub-Basement | | | Fuel Oil Pump | | | | Solid | Metal | Grey | 0 | 0.1 |
| Carbon Regeneration Bldg. | 156 | 05/12/2003 | 13:40:31 | Sub-Basement | | | AWTPEW Pump | | | | Solid | Metal | Green | 0.07 | 0.1 |
| Carbon Regeneration Bldg. | 157 | 05/12/2003 | 13:40:47 | Sub-Basement | | | AWTPEW Pump Motor | | | | Solid | Metal | Green | 0.06 | 0.1 |
| Carbon Regeneration Bldg. | 158 | 05/12/2003 | 13:41:05 | Sub-Basement | | | AWTPEW Pipe | | | | Solid | Metal | White | 0 | 0.1 |
| Carbon Regeneration Bldg. | 159 | 05/12/2003 | 13:42:03 | Sub-Basement | | | Spent Carbon Pipe | | | | Solid | Metal | Black | 0.17 | 0.1 |
| Carbon Regeneration Bldg. | 160 | 05/12/2003 | 13:43:02 | Sub-Basement | | | Spent Carbon Pump | | | | Solid | Metal | Green | 0 | 0.1 |
| Carbon Regeneration Bldg. | 161 | 05/12/2003 | 13:43:30 | Sub-Basement | | | Spent Carbon Pump | | | | Solid | Metal | Green | 0.29 | 0.1 |
| Carbon Regeneration Bldg. | 162 | 05/12/2003 | 13:43:43 | Sub-Basement | | | Spent Carbon Pump Motor | | | | Solid | Metal | Green | 0.16 | 0.1 |
| Carbon Regeneration Bldg. | 163 | 05/12/2003 | 13:44:12 | Sub-Basement | | | County Water Supply Pipe | | | | Solid | Metal | Blue | 0.04 | 0.1 |
| Carbon Regeneration Bldg. | 164 | 05/12/2003 | 13:44:35 | Sub-Basement | | | Wall | | | | Solid | Concrete | Unknown | 0 | 0.1 |
| Carbon Filter Bldg. | 165 | 05/12/2003 | 14:38:23 | 3 | Main Room | | Blower Air Pipe | | | | Solid | Metal | Orange | 0.16 | 0.1 |

Asbestos Lead-based
Paint Inspection
Arlington County Water Pollution Control Plant
May 2003

| Site | XLNo | Date | Time | Floor | Room | Room# | Structure | Str# | Feature | Fea# | Condition | Substrate | Color | PbL | Plus/Minus |
|---|---|---|---|---|---|---|---|---|---|---|---|---|---|---|---|
| Carbon Filter Bldg. | 166 | 05/12/2003 | 14:38:37 | 3 | Main Room | | Auto. Influent Sampler | | | | Solid | Metal | Blue | 0 | 0.1 |
| Carbon Filter Bldg. | 167 | 05/12/2003 | 14:38:52 | 3 | Main Room | | Central Control Panel | | | | Solid | Metal | Grey | 0.05 | 0.1 |
| Carbon Filter Bldg. | 168 | 05/12/2003 | 14:39:10 | 3 | Main Room | | Backwash Influent Channel Railing | | | | Solid | Metal | Silver | 0.05 | 0.1 |
| Carbon Filter Bldg. | 169 | 05/12/2003 | 14:39:34 | 3 | Main Room | | Roof Access Ladder | | | | Solid | Metal | Yellow | 0.01 | 0.1 |
| Carbon Filter Bldg. | 170 | 05/12/2003 | 14:39:58 | 3 | Main Room | | Channel Ladder | | | | Solid | Metal | Yellow | 0.54 | 0.1 |
| Carbon Filter Bldg. | 171 | 05/12/2003 | 14:40:43 | 3 | Main Room | | Channel Ladder | | | | Solid | Metal | Yellow | 1.69 | 0.1 |
| Carbon Filter Bldg. | 172 | 05/12/2003 | 14:41:48 | 3 | Main Room | | Channel Ladder | | | | Solid | Metal | Yellow | 2.29 | 0.1 |
| Carbon Filter Bldg. | 173 | 05/12/2003 | 14:42:23 | 3 | Main Room | | Channel Ladder Railing | | | | Solid | Metal | Silver | 0.05 | 0.1 |
| Carbon Filter Bldg. | 174 | 05/12/2003 | 14:42:40 | 3 | Main Room | | Control Panel | | | | Solid | Metal | Grey | 0.01 | 0.1 |
| Carbon Filter Bldg. | 175 | 05/12/2003 | 14:42:58 | 3 | Main Room | | Backwash Influent Channel Railing | | | | Solid | Metal | Silver | 0.04 | 0.1 |
| Carbon Filter Bldg. | 176 | 05/12/2003 | 14:43:34 | 3 | Main Room | | Transformer | | | | Solid | Metal | Grey | 0.09 | 0.1 |
| Carbon Filter Bldg. | 177 | 05/12/2003 | 14:43:45 | 3 | Main Room | | Electrical Panel | | | | Solid | Metal | Grey | 0.08 | 0.1 |
| Carbon Filter Bldg. | 178 | 05/12/2003 | 14:44:00 | 3 | Main Room | | Wall Heater | | | | Solid | Metal | Beige | 0 | 0.1 |
| Carbon Filter Bldg. | 179 | 05/12/2003 | 14:44:33 | 3 | Main Room | | Hoist Track | | | | Solid | Metal | Blue | 0 | 0.1 |
| Carbon Filter Bldg. | 180 | 05/12/2003 | 14:44:44 | 3 | Main Room | | Wall | | | | Solid | Concrete | Blue | 0.01 | 0.1 |
| Carbon Filter Bldg. | 181 | 05/12/2003 | 14:45:44 | 3 | Main Room | | Hoist | | | | Solid | Metal | Yellow | 0.1 | 0.1 |
| Carbon Filter Bldg. | 182 | 05/12/2003 | 14:47:00 | 3 | Main Room | | Auto. Influent Sampler | | | | Solid | Metal | Blue | 0.16 | 0.1 |
| Carbon Filter Bldg. | 183 | 05/12/2003 | 14:48:11 | 3 | Main Room | | Roof Drain | | | | Solid | Metal | Black | 0.07 | 0.1 |
| Carbon Filter Bldg. | 184 | 05/12/2003 | 14:48:24 | 3 | Channel | | AWTPEW Pipe | | | | Solid | Metal | Silver | 0.13 | 0.1 |
| Carbon Filter Bldg. | 185 | 05/12/2003 | 14:48:38 | 3 | Channel | | Compressor Tank | | | | Solid | Metal | Grey | 0.08 | 0.1 |
| Carbon Filter Bldg. | 186 | 05/12/2003 | 14:48:51 | 3 | Channel | | Compressed Air Pipe | | | | Solid | Metal | Green | 0.09 | 0.1 |
| Carbon Filter Bldg. | 187 | 05/12/2003 | 14:49:16 | 3 | Channel | | Backwash Influent Pipe | | | | Solid | Metal | Unknown | 0.01 | 0.1 |
| Carbon Filter Bldg. | 188 | 05/12/2003 | 14:50:43 | 3 | Channel | | Backwash Influent Pipe | | | | Solid | Metal | Unknown | 0.01 | 0.1 |
| Carbon Filter Bldg. | 189 | 05/12/2003 | 14:50:55 | 3 | Channel | | Column | | | | Solid | Concrete | Blue | 0 | 0.1 |
| Carbon Filter Bldg. | 190 | 05/12/2003 | 14:51:05 | 3 | Channel | | Wall | | | | Solid | Concrete | Blue | 0 | 0.1 |
| Carbon Filter Bldg. | 191 | 05/12/2003 | 14:51:23 | 3 | Channel | | Ladder | | | | Solid | Metal | Yellow | 4.38 | 0.1 |
| Carbon Filter Bldg. | 192 | 05/12/2003 | 14:51:39 | 3 | Channel | | Ladder Railing | | | | Solid | Metal | Silver | 0.05 | 0.1 |
| Carbon Filter Bldg. | 193 | 05/12/2003 | 14:52:39 | 3 | Channel | | Stair Railing | | | | Solid | Metal | Silver | 0.04 | 0.1 |
| Carbon Filter Bldg. | 194 | 05/12/2003 | 14:52:54 | 3 | Channel | | Stair Tread | | | | Solid | Metal | Black | 0 | 0.1 |
| Carbon Filter Bldg. | 195 | 05/12/2003 | 14:53:06 | 3 | Channel | | Stair Riser | | | | Solid | Metal | Black | 0.01 | 0.1 |
| Carbon Filter Bldg. | 196 | 05/12/2003 | 14:53:40 | 3 | Channel | | Stair Stringer | | | | Solid | Metal | Black | 0 | 0.1 |
| Carbon Filter Bldg. | 197 | 05/12/2003 | 14:54:24 | 3 | Channel | | Flushing Pump | | | | Solid | Metal | Green | 0.03 | 0.1 |
| Carbon Filter Bldg. | 198 | 05/12/2003 | 14:54:36 | 3 | Channel | | Flushing Pump | | Motor | | Solid | Metal | Green | 0.02 | 0.1 |
| Carbon Filter Bldg. | 199 | 05/12/2003 | 14:54:50 | 3 | Channel | | Flushing Pump | | Valve | | Solid | Metal | Green | 0.06 | 0.1 |
| Carbon Filter Bldg. | 200 | 05/12/2003 | 14:55:15 | 3 | Channel | | Duct | | | | Solid | Metal | Blue | 0.01 | 0.1 |
| Carbon Filter Bldg. | 201 | 05/12/2003 | 14:56:07 | Outside | North Side | | Filter Cell Railing | | | | Solid | Metal | Silver | 0.06 | 0.1 |
| Carbon Filter Bldg. | 202 | 05/12/2003 | 14:56:37 | Outside | North Side | | Sluice Gate Valve | | | | Solid | Metal | Green | 0.28 | 0.1 |
| Carbon Filter Bldg. | 203 | 05/12/2003 | 14:57:55 | Outside | North Side | | Sluice Gate Valve | | | | Solid | Metal | Green | 0 | 0.1 |
| Carbon Filter Bldg. | 204 | 05/12/2003 | 14:58:18 | Outside | North Side | | Sluice Gate Valve | | | | Solid | Metal | Green | 0.3 | 0.1 |
| Carbon Filter Bldg. | 205 | 05/12/2003 | 14:59:12 | Outside | North Side | | Sluice Gate Valve | | | | Solid | Metal | Green | 0.26 | 0.1 |
| Carbon Filter Bldg. | 206 | 05/12/2003 | 14:59:53 | Outside | North Side | | Compressed Air Pipe | | | | Solid | Metal | Green | 0.28 | 0.1 |
| Carbon Filter Bldg. | 207 | 05/12/2003 | 15:00:16 | Outside | North Side | | Electrical Conduit | | | | Solid | Metal | Silver | 0.06 | 0.1 |
| Carbon Filter Bldg. | 208 | 05/12/2003 | 15:01:10 | Outside | South Side | | Filter Cell Railing | | | | Solid | Metal | Green | 0.04 | 0.1 |
| Carbon Filter Bldg. | 209 | 05/12/2003 | 15:01:35 | Outside | South Side | | Sluice Gate Valve | | | | Solid | Metal | Green | 0.06 | 0.1 |
| Carbon Filter Bldg. | 210 | 05/12/2003 | 15:02:00 | Outside | South Side | | Sluice Gate Valve | | | | Solid | Metal | Green | 0.28 | 0.1 |
| Carbon Filter Bldg. | 211 | 05/12/2003 | 15:02:28 | Outside | South Side | | Sluice Gate Valve | | | | Solid | Metal | Green | 0.08 | 0.1 |
| Carbon Filter Bldg. | 212 | 05/12/2003 | 15:03:35 | Outside | South Side | | Sluice Gate Valve | | | | Solid | Metal | Green | 0.07 | 0.1 |
| Carbon Filter Bldg. | 213 | 05/12/2003 | 15:04:26 | Outside | South Side | | Compressed Air Pipe | | | | Solid | Metal | Green | 0.22 | 0.1 |
| Carbon Filter Bldg. | 214 | 05/12/2003 | 15:04:38 | Outside | South Side | | Electrical Conduit | | | | Solid | Metal | Silver | 0.02 | 0.1 |
| Carbon Filter Bldg. | 215 | 05/12/2003 | 15:04:59 | Outside | South Side | | Light Pole | | | | Solid | Metal | Silver | 0.07 | 0.1 |

# XRF READINGS

(05/13/03)

Asbestos Lead-based
Paint Inspection
Arlington County Water Pollution Control Plant
May 2003

| Site | XLNo | Date | Time | Floor | Room | Structure | Str# | Feature | Substrate | Color | PbL | Plus/Minus |
|---|---|---|---|---|---|---|---|---|---|---|---|---|
| Carbon Filter Bldg. | 1 | 05/13/2003 | 8:05:22 | 2 | | Activated Carbon Pipe | | | Metal | Black | 0.04 | 0.1 |
| Carbon Filter Bldg. | 2 | 05/13/2003 | 8:05:40 | 2 | | Blower Air Pipe | | | Metal | Yellow | 0.48 | 0.1 |
| Carbon Filter Bldg. | 3 | 05/13/2003 | 8:06:18 | 2 | | Backwash Influent Pipe | | | Metal | Blue | 0.81 | 0.1 |
| Carbon Filter Bldg. | 4 | 05/13/2003 | 8:06:52 | 2 | | Pump | | | Metal | Green | 0 | 0.1 |
| Carbon Filter Bldg. | 5 | 05/13/2003 | 8:07:07 | 2 | | Wall | | | Concrete | Blue | 0.07 | 0.1 |
| Carbon Filter Bldg. | 6 | 05/13/2003 | 8:07:22 | 2 | | Ladder | | | Metal | Yellow | 1.74 | 0.1 |
| Carbon Filter Bldg. | 7 | 05/13/2003 | 8:07:45 | 2 | | Column | | | Concrete | Blue | 0 | 0.1 |
| Carbon Filter Bldg. | 8 | 05/13/2003 | 8:07:56 | 2 | | Pipe Support | | | Metal | Black | 0 | 0.1 |
| Carbon Filter Bldg. | 9 | 05/13/2003 | 8:08:55 | 2 | | Activated Carbon Pipe | | | Metal | Black | 0.11 | 0.1 |
| Carbon Filter Bldg. | 10 | 05/13/2003 | 8:09:06 | 2 | | Blower Air Pipe | | | Metal | Yellow | 0.08 | 0.1 |
| Carbon Filter Bldg. | 11 | 05/13/2003 | 8:09:17 | 2 | | Backwash Influent Pipe | | | Metal | Blue | 0.19 | 0.1 |
| Carbon Filter Bldg. | 12 | 05/13/2003 | 8:09:30 | 2 | | Pump | | | Metal | Green | 0.13 | 0.1 |
| Carbon Filter Bldg. | 13 | 05/13/2003 | 8:09:51 | 2 | | Wall | | | Metal | Blue | 0.01 | 0.1 |
| Carbon Filter Bldg. | 14 | 05/13/2003 | 8:10:26 | 2 | | Ladder | | | Metal | Yellow | 2.49 | 0.1 |
| Carbon Filter Bldg. | 15 | 05/13/2003 | 8:10:54 | 2 | | Column | | | Concrete | Blue | 0.01 | 0.1 |
| Carbon Filter Bldg. | 16 | 05/13/2003 | 8:11:13 | 2 | | Pipe Support | | | Metal | Black | 0.13 | 0.1 |
| Carbon Filter Bldg. | 17 | 05/13/2003 | 8:11:44 | 2 | | Compressed Air Pipe | | | Metal | Green | 0 | 0.1 |
| Carbon Filter Bldg. | 18 | 05/13/2003 | 8:12:16 | 2 | | Mezzanine I-Beam Support | | | Metal | Beige | 2.17 | 0.1 |
| Carbon Filter Bldg. | 19 | 05/13/2003 | 8:21:49 | Basement | | Catwalk Railing | | | Metal | Silver | 0.05 | 0.1 |
| Carbon Filter Bldg. | 20 | 05/13/2003 | 8:22:05 | Basement | | Compressed Air Pipe | | | Metal | Green | 0 | 0.1 |
| Carbon Filter Bldg. | 21 | 05/13/2003 | 8:22:21 | Basement | | Wall | | | Concrete | Blue | 0.18 | 0.1 |
| Carbon Filter Bldg. | 22 | 05/13/2003 | 8:22:43 | Basement | | Conduit | | | Metal | Blue | 0.02 | 0.1 |
| Carbon Filter Bldg. | 23 | 05/13/2003 | 8:22:57 | Basement | | Catwalk Support | | | Metal | Gray | 0.36 | 0.1 |
| Carbon Filter Bldg. | 24 | 05/13/2003 | 8:23:38 | Basement | | Gate Valve | | | Metal | Green | 0.1 | 0.1 |
| Carbon Filter Bldg. | 25 | 05/13/2003 | 8:23:54 | Basement | | Pump | | | Metal | Green | 0.18 | 0.1 |
| Carbon Filter Bldg. | 26 | 05/13/2003 | 8:24:29 | Basement | | AWTPEW Pipe | | | Metal | White | 0.42 | 0.1 |
| Carbon Filter Bldg. | 27 | 05/13/2003 | 8:25:13 | Basement | | Ladder | | | Metal | Yellow | 0.27 | 0.1 |
| Carbon Filter Bldg. | 28 | 05/13/2003 | 8:26:03 | Basement | | Catwalk Railing | | | Metal | Silver | 0.06 | 0.1 |
| Carbon Filter Bldg. | 29 | 05/13/2003 | 8:26:20 | Basement | | Wall | | | Metal | Blue | 0.03 | 0.1 |
| Carbon Filter Bldg. | 30 | 05/13/2003 | 8:27:29 | Basement | | Spent Carbon Pipe | | | Metal | Black | 0.05 | 0.1 |
| Carbon Filter Bldg. | 31 | 05/13/2003 | 8:27:42 | Basement | | Small Valve | | | Metal | Green | 0.19 | 0.1 |
| Carbon Filter Bldg. | 32 | 05/13/2003 | 8:28:18 | Basement | | Pipe | | | Metal | Orange | 0.22 | 0.1 |
| Carbon Filter Bldg. | 33 | 05/13/2003 | 8:29:05 | Basement | | Electrical Panel | | LP-22-C | Metal | Gray | 0.03 | 0.1 |
| Carbon Filter Bldg. | 34 | 05/13/2003 | 8:29:25 | Basement | | Ladder | | | Metal | Yellow | 0.02 | 0.1 |
| Carbon Filter Bldg. | 35 | 05/13/2003 | 8:30:25 | Basement | | Sump Disch Pipe | | | Metal | Black | 1.52 | 0.1 |
| Carbon Filter Bldg. | 36 | 05/13/2003 | 8:30:57 | Basement | | Sump Disch Pipe | | Support | Metal | Blue | 0.01 | 0.1 |
| Carbon Filter Bldg. | 37 | 05/13/2003 | 8:31:34 | Basement | | Motive Water Pipe | | | Metal | White | 0.11 | 0.1 |
| Carbon Filter Bldg. | 38 | 05/13/2003 | 8:31:59 | Basement | | Tank Drain Pump | | Q4 | Metal | Green | 0.16 | 0.1 |
| Carbon Filter Bldg. | 39 | 05/13/2003 | 8:32:20 | Basement | | Tank Drain Pump | | Q4 Motor | Metal | Green | 0.09 | 0.1 |
| Carbon Filter Bldg. | 40 | 05/13/2003 | 8:32:49 | Basement | | Compressed Air Pipe | | | Metal | Green | 0.1 | 0.1 |
| Carbon Filter Bldg. | 41 | 05/13/2003 | 8:33:16 | Basement | | Vent Duct | | | Metal | Gray | 0.02 | 0.1 |
| Carbon Filter Bldg. | 42 | 05/13/2003 | 8:33:51 | Basement | | Stair | Railing | | Metal | Silver | 0.06 | 0.1 |
| Carbon Filter Bldg. | 43 | 05/13/2003 | 8:34:05 | Basement | | Stair | Stringer | | Metal | Beige | 0.06 | 0.1 |
| Carbon Filter Bldg. | 44 | 05/13/2003 | 8:34:26 | Basement | | Stair | Tread | | Metal | Black | 0.01 | 0.1 |
| Carbon Filter Bldg. | 45 | 05/13/2003 | 8:34:39 | Basement | | Stair | Riser | | Metal | Black | 0.03 | 0.1 |
| Carbon Filter Bldg. | 46 | 05/13/2003 | 9:42:33 | Outside | | Large Pipe | | | Metal | Black | 0 | 0.1 |
| Carbon Regeneration Bldg. | 47 | 05/13/2003 | 9:42:44 | Outside | | Loading Dock Railing | | | Metal | Silver | 0.05 | 0.1 |
| Carbon Regeneration Bldg. | 48 | 05/13/2003 | 9:42:54 | Outside | | Door | | | Metal | Silver | 0 | 0.1 |
| Carbon Regeneration Bldg. | 49 | 05/13/2003 | 9:43:35 | Outside | | Doorjamb | | | Metal | Silver | 0 | 0.1 |
| Carbon Regeneration Bldg. | 50 | 05/13/2003 | 9:43:46 | Outside | | Gas Pipe | | | Metal | Yellow | 0 | 0.1 |
| Carbon Regeneration Bldg. | 51 | 05/13/2003 | 9:43:57 | Outside | | Gas Valve | | | Metal | Red | 0.03 | 0.1 |
| Carbon Regeneration Bldg. | 52 | 05/13/2003 | 9:44:09 | Outside | | Pole Guard | | | Metal | Yellow | 0 | 0.1 |

Asbestos Lead-based
Paint Inspection
Arlington County Water Pollution Control Plant
May 2003

| Site | XLNo | Date | Time | Floor | Room | Structure | Str# | Feature | Substrate | Color | PbL | Plus/Minus |
|---|---|---|---|---|---|---|---|---|---|---|---|---|
| Gravity Filter Bldg. | 53 | 05/13/2003 | 10:16:00 | 1 | | Door | | | Metal | Silver | 0 | 0.1 |
| Gravity Filter Bldg. | 54 | 05/13/2003 | 10:16:11 | 1 | | Doorjamb | | | Metal | Silver | 0 | 0.1 |
| Gravity Filter Bldg. | 55 | 05/13/2003 | 10:16:23 | 1 | | Wall | | | Concrete | Blue | 0.05 | 0.1 |
| Gravity Filter Bldg. | 56 | 05/13/2003 | 10:16:38 | 1 | | Wall Heater | | | Metal | Blue | 0 | 0.1 |
| Gravity Filter Bldg. | 57 | 05/13/2003 | 10:16:51 | 1 | | Control Box | | | Metal | Blue | 0 | 0.1 |
| Gravity Filter Bldg. | 58 | 05/13/2003 | 10:17:04 | 1 | | Railing | | | Metal | Yellow | 5.09 | 0.1 |
| Gravity Filter Bldg. | 59 | 05/13/2003 | 10:17:59 | 1 | | Electrical Panel | | | Metal | Gray | 0 | 0.1 |
| Gravity Filter Bldg. | 60 | 05/13/2003 | 10:18:34 | 1 | | Eye Wash Station | | | Metal | Yellow | 0.03 | 0.1 |
| Gravity Filter Bldg. | 61 | 05/13/2003 | 10:18:45 | 1 | | Transformer | | | Metal | Gray | 0.02 | 0.1 |
| Gravity Filter Bldg. | 62 | 05/13/2003 | 10:19:03 | 1 | | Hoist Track | | | Metal | Yellow | 3.92 | 0.1 |
| Gravity Filter Bldg. | 63 | 05/13/2003 | 10:19:16 | 1 | | Hoist | | | Metal | Yellow | 4.4 | 0.1 |
| Gravity Filter Bldg. | 64 | 05/13/2003 | 10:20:19 | Channel | | Air Wash Header Pipe | | | Metal | Orange | 0.34 | 0.1 |
| Gravity Filter Bldg. | 65 | 05/13/2003 | 10:20:42 | Channel | | Water Backwash | | | Metal | Silver | 0.05 | 0.1 |
| Gravity Filter Bldg. | 66 | 05/13/2003 | 10:21:06 | Channel | | Railing | | | Metal | Yellow | 1.39 | 0.1 |
| Gravity Filter Bldg. | 67 | 05/13/2003 | 10:21:42 | Channel | | Valve | | | Metal | Green | 0.48 | 0.1 |
| Gravity Filter Bldg. | 68 | 05/13/2003 | 10:21:59 | Channel | | Column | | | Concrete | Blue | 0 | 0.1 |
| Gravity Filter Bldg. | 69 | 05/13/2003 | 10:22:19 | Channel | | Ceiling | | | Concrete | Blue | 0.15 | 0.1 |
| Gravity Filter Bldg. | 70 | 05/13/2003 | 10:22:43 | Channel | | Hot Water Supply/Return Pipe | | | Metal | Blue | 0.2 | 0.1 |
| Gravity Filter Bldg. | 71 | 05/13/2003 | 10:23:50 | Channel | | Air Wash Header Pipe | | | Metal | Orange | 0.35 | 0.1 |
| Gravity Filter Bldg. | 72 | 05/13/2003 | 10:24:03 | Channel | | Water Backwash | | | Metal | Silver | 0.11 | 0.1 |
| Gravity Filter Bldg. | 73 | 05/13/2003 | 10:24:25 | Channel | | Railing | | | Metal | Yellow | 5.09 | 0.1 |
| Gravity Filter Bldg. | 74 | 05/13/2003 | 10:24:37 | Channel | | Valve | | | Metal | Green | 0.34 | 0.1 |
| Gravity Filter Bldg. | 75 | 05/13/2003 | 10:25:10 | Channel | | Compressed Air Pipe | | | Metal | Green | 0.01 | 0.1 |
| Gravity Filter Bldg. | 76 | 05/13/2003 | 10:25:27 | Channel | | Plant Effluent Water Pipe | | | Metal | Silver | 0.07 | 0.1 |
| Gravity Filter Bldg. | 77 | 05/13/2003 | 10:26:40 | Channel | | Ladder | | | Metal | Yellow | 0.36 | 0.1 |
| Gravity Filter Bldg. | 78 | 05/13/2003 | 10:28:25 | Outside | N.Side Filter | Railing | | | Metal | Silver | 1.24 | 0.1 |
| Gravity Filter Bldg. | 79 | 05/13/2003 | 10:30:06 | Outside | N.Side Filter | Railing | | | Metal | Silver | 3.93 | 0.1 |
| Gravity Filter Bldg. | 80 | 05/13/2003 | 10:30:37 | Outside | N.Side Filter | Railing | | | Metal | Silver | 2 | 0.1 |
| Gravity Filter Bldg. | 81 | 05/13/2003 | 10:31:01 | Outside | N.Side Filter | Sluice Valve | | | Metal | Gray | 0.07 | 0.1 |
| Gravity Filter Bldg. | 82 | 05/13/2003 | 10:31:23 | Outside | N.Side Filter | Sluice Valve | | | Metal | Gray | 0.41 | 0.1 |
| Gravity Filter Bldg. | 83 | 05/13/2003 | 10:32:04 | Outside | N.Side Filter | Sluice Valve | | | Metal | Gray | 0.15 | 0.1 |
| Gravity Filter Bldg. | 84 | 05/13/2003 | 10:32:45 | Outside | N.Side Filter | Sluice Valve | | | Metal | Gray | 0.14 | 0.1 |
| Gravity Filter Bldg. | 85 | 05/13/2003 | 10:33:04 | Outside | N.Side Filter | Compressed Air Pipe | | | Metal | Green | 0.12 | 0.1 |
| Gravity Filter Bldg. | 86 | 05/13/2003 | 10:34:08 | Outside | N.Side Filter | Ladder | | | Metal | Yellow | 0 | 0.1 |
| Gravity Filter Bldg. | 87 | 05/13/2003 | 10:35:23 | Outside | N.Side Filter | Lamp Pole | | | Metal | Silver | 0 | 0.1 |
| Gravity Filter Bldg. | 88 | 05/13/2003 | 10:35:54 | Outside | S. Side Filter | Railing | | | Metal | Silver | 0.1 | 0.1 |
| Gravity Filter Bldg. | 89 | 05/13/2003 | 10:36:23 | Outside | S. Side Filter | Railing | | | Metal | Silver | 0.06 | 0.1 |
| Gravity Filter Bldg. | 90 | 05/13/2003 | 10:37:20 | Outside | S. Side Filter | Railing | | | Metal | Silver | 0.07 | 0.1 |
| Gravity Filter Bldg. | 91 | 05/13/2003 | 10:37:38 | Outside | S. Side Filter | Sluice Valve | | | Metal | Green | 0.01 | 0.1 |
| Gravity Filter Bldg. | 92 | 05/13/2003 | 10:38:00 | Outside | S. Side Filter | Sluice Valve | | | Metal | Green | 0.01 | 0.1 |
| Gravity Filter Bldg. | 93 | 05/13/2003 | 10:38:37 | Outside | S. Side Filter | Sluice Valve | | | Metal | Green | 0.07 | 0.1 |
| Gravity Filter Bldg. | 94 | 05/13/2003 | 10:39:05 | Outside | S. Side Filter | Sluice Valve | | | Metal | Green | 0.02 | 0.1 |
| Gravity Filter Bldg. | 95 | 05/13/2003 | 10:39:37 | Outside | S. Side Filter | Compressed Air Pipe | | | Metal | Green | 0.14 | 0.1 |
| Gravity Filter Bldg. | 96 | 05/13/2003 | 10:39:56 | Outside | S. Side Filter | Lamp Pole | | | Metal | Silver | 0.07 | 0.1 |
| Backwash Effluent Tank | 97 | 05/13/2003 | 11:12:51 | Outside | | Railing | | | Metal | Yellow | 0.52 | 0.1 |
| Backwash Effluent Tank | 98 | 05/13/2003 | 11:13:10 | Outside | | Access Hatch | | | Metal | Silver | 0 | 0.1 |
| Backwash Effluent Tank | 99 | 05/13/2003 | 11:13:25 | Outside | | Vent Duct | | | Metal | Silver | 0 | 0.1 |
| Backwash Effluent Tank | 100 | 05/13/2003 | 11:13:49 | Outside | | Gate Valve | | | Metal | Green | 0.09 | 0.1 |
| Backwash Effluent Tank | 101 | 05/13/2003 | 11:14:16 | Outside | | Door | | | Metal | Silver | 0 | 0.1 |
| Backwash Effluent Tank | 102 | 05/13/2003 | 11:14:27 | Outside | | Doorjamb | | | Metal | Silver | 0 | 0.1 |
| Backwash Effluent Tank | 103 | 05/13/2003 | 11:14:44 | Sub-Level 1 | | Stair | Railing | | Metal | Silver | 5.09 | 0.1 |
| Backwash Effluent Tank | 104 | 05/13/2003 | 11:15:10 | Sub-Level 1 | | Stair | Stringer | | Metal | Silver | 5.09 | 0.1 |

Asbestos Lead-based
Paint Inspection
Arlington County Water Pollution Control Plant
May 2003

| Site | XLNo | Date | Time | Floor | Room | Structure | Str# | Feature | Substrate | Color | PbL | Plus/Minus |
|---|---|---|---|---|---|---|---|---|---|---|---|---|
| Backwash Effluent Tank | 105 | 05/13/2003 | 11:15:25 | Sub-Level 1 | | Stair | Tread | | Metal | Black | 0.02 | 0.1 |
| Backwash Effluent Tank | 106 | 05/13/2003 | 11:18:41 | Sub-Level 1 | | Pump Motor | | | Metal | Gray | 0.7 | 0.1 |
| Backwash Effluent Tank | 107 | 05/13/2003 | 11:19:08 | Sub-Level 1 | | Pump Motor | | | Metal | Gray | 0.7 | 0.1 |
| Backwash Effluent Tank | 108 | 05/13/2003 | 11:19:25 | Sub-Level 1 | | Pump Motor | Stand | | Metal | Orange | 1.43 | 0.1 |
| Backwash Effluent Tank | 109 | 05/13/2003 | 11:19:38 | Sub-Level 1 | | Pump Motor | Stand | | Metal | Orange | 1.49 | 0.1 |
| Backwash Effluent Tank | 110 | 05/13/2003 | 11:20:03 | Sub-Level 1 | | Control Panel | | | Metal | Beige | 0 | 0.1 |
| Backwash Effluent Tank | 111 | 05/13/2003 | 11:20:19 | Sub-Level 1 | | Duct | | | Metal | Beige | 0 | 0.1 |
| Backwash Effluent Tank | 112 | 05/13/2003 | 11:20:33 | Sub-Level 1 | | Large Pipe | | | Metal | Black | 0.68 | 0.1 |
| Backwash Effluent Tank | 113 | 05/13/2003 | 11:21:07 | Sub-Level 1 | | Ceiling | | | Metal | Silver | 0.01 | 0.1 |
| Backwash Effluent Tank | 114 | 05/13/2003 | 11:21:18 | Sub-Level 1 | | Drain Pipe | | | Metal | Black | 0 | 0.1 |
| Backwash Effluent Tank | 115 | 05/13/2003 | 11:21:31 | Sub-Level 1 | | Conduit | | | Metal | Silver | 1.41 | 0.1 |
| Backwash Effluent Tank | 116 | 05/13/2003 | 11:22:02 | Sub-Level 2 | | Stair | Railing | | Metal | Silver | 3.64 | 0.1 |
| Backwash Effluent Tank | 117 | 05/13/2003 | 11:22:13 | Sub-Level 2 | | Stair | Stringer | | Metal | Silver | 5.09 | 0.1 |
| Backwash Effluent Tank | 118 | 05/13/2003 | 11:22:52 | Sub-Level 2 | | Stair | Tread | | Metal | Black | 0 | 0.1 |
| Backwash Effluent Tank | 119 | 05/13/2003 | 11:23:59 | Sub-Level 2 | | Duct | | | Metal | Silver | 0 | 0.1 |
| Backwash Effluent Tank | 120 | 05/13/2003 | 11:24:42 | Sub-Level 2 | | Pump Shaft | I-beam Support | | Metal | Silver | 4.03 | 0.1 |
| Backwash Effluent Tank | 121 | 05/13/2003 | 11:25:50 | Sub-Level 2 | | Pump Shaft | | | Metal | Yellow | 3.94 | 0.1 |
| Backwash Effluent Tank | 122 | 05/13/2003 | 11:26:34 | Sub-Level 2 | | Pump | | | Metal | Gray | 1.25 | 0.1 |
| Backwash Effluent Tank | 123 | 05/13/2003 | 11:27:23 | Sub-Level 2 | | Pump | | | Metal | Gray | 0.15 | 0.1 |
| Backwash Effluent Tank | 124 | 05/13/2003 | 11:28:00 | Sub-Level 2 | | Pump Stand | | | Metal | Gray | 0 | 0.1 |
| Backwash Effluent Tank | 125 | 05/13/2003 | 11:28:16 | Sub-Level 2 | | Pump Stand | | | Metal | Gray | 0.24 | 0.1 |
| Backwash Effluent Tank | 126 | 05/13/2003 | 11:28:32 | Sub-Level 2 | | Main Pipe | | | Metal | Beige | 0.14 | 0.1 |
| Backwash Effluent Tank | 127 | 05/13/2003 | 11:28:57 | Sub-Level 2 | | Main Pipe | | | Metal | Beige | 0.03 | 0.1 |
| Backwash Effluent Tank | 128 | 05/13/2003 | 11:29:36 | Sub-Level 2 | | Main Pipe | | | Metal | Beige | 0.02 | 0.1 |
| Backwash Effluent Tank | 129 | 05/13/2003 | 11:29:54 | Sub-Level 2 | | Main Pipe | | | Metal | Beige | 1.25 | 0.1 |
| Backwash Effluent Tank | 130 | 05/13/2003 | 11:30:27 | Sub-Level 2 | | Gate Valve | | | Metal | Beige | 0.6 | 0.1 |
| Backwash Effluent Tank | 131 | 05/13/2003 | 11:30:39 | Sub-Level 2 | | Gate Valve | | | Metal | Beige | 0.36 | 0.1 |
| Backwash Effluent Tank | 132 | 05/13/2003 | 11:31:09 | Sub-Level 2 | | Gate Valve | Wheel | | Metal | Green | 0.01 | 0.1 |
| Backwash Effluent Tank | 133 | 05/13/2003 | 11:31:29 | Sub-Level 2 | | Gate Valve | Wheel | | Metal | Green | 0.01 | 0.1 |
| Backwash Effluent Tank | 134 | 05/13/2003 | 11:31:45 | Sub-Level 2 | | Mezzanine | Railing | | Metal | Silver | 5.09 | 0.1 |
| Backwash Effluent Tank | 135 | 05/13/2003 | 11:32:03 | Sub-Level 2 | | Mezzanine | Ladder | | Metal | Silver | 4.2 | 0.1 |
| Backwash Effluent Tank | 136 | 05/13/2003 | 11:32:41 | Sub-Level 2 | | Drain Pipe | Valve | | Metal | Black | 0.11 | 0.1 |
| Backwash Effluent Tank | 137 | 05/13/2003 | 11:33:07 | Sub-Level 2 | | Drain Pipe | | | Metal | Black | 0.09 | 0.1 |
| Backwash Effluent Tank | 138 | 05/13/2003 | 11:33:31 | Sub-Level 2 | | Conduit | | | Metal | Silver | 0.06 | 0.1 |
| Backwash Effluent Tank | 139 | 05/13/2003 | 11:34:06 | Sub-Level 2 | | Ceiling | | | Metal | Beige | 0.14 | 0.1 |
| Backwash Effluent Tank | 140 | 05/13/2003 | 11:34:43 | Sub-Level 2 | | Wall | | | Metal | Blue | 0.08 | 0.1 |
| Backwash Effluent Tank | 141 | 05/13/2003 | 11:34:59 | Sub-Level 2 | | Ceiling | | | Metal | White | 0 | 0.1 |
| D.C. #5 Electrical Substation | 142 | 05/13/2003 | 13:45:58 | Outside | | Siding | | | Metal | White | 0.02 | 0.1 |
| D.C. #5 Electrical Substation | 143 | 05/13/2003 | 13:46:09 | Outside | | Siding | | | Metal | White | 0.04 | 0.1 |
| D.C. #5 Electrical Substation | 144 | 05/13/2003 | 13:46:35 | Interior | | Wall | | | Metal | Beige | 0.03 | 0.1 |
| D.C. #5 Electrical Substation | 145 | 05/13/2003 | 13:46:48 | Interior | | Wall | | | Metal | Beige | 0.02 | 0.1 |
| Re-Aeration Tank | 146 | 05/13/2003 | 13:55:20 | Outside | | Railing | | | Metal | Yellow | 2.12 | 0.1 |
| Re-Aeration Tank | 147 | 05/13/2003 | 13:55:46 | Outside | | Railing | | | Metal | Yellow | 1.11 | 0.1 |
| Re-Aeration Tank | 148 | 05/13/2003 | 13:56:05 | Outside | | Railing | | | Metal | Yellow | 1.3 | 0.1 |
| Re-Aeration Tank | 149 | 05/13/2003 | 13:56:49 | Outside | | Railing | | | Metal | Silver | 0.36 | 0.1 |
| Re-Aeration Tank | 150 | 05/13/2003 | 13:57:13 | Outside | | Railing | | | Metal | Silver | 1.12 | 0.1 |
| Re-Aeration Tank | 151 | 05/13/2003 | 13:57:52 | Outside | | Gate Valve | | | Metal | Green | 0.75 | 0.1 |
| Re-Aeration Tank | 152 | 05/13/2003 | 13:58:46 | Outside | | Gate Valve | | | Metal | Green | 0.72 | 0.1 |
| Re-Aeration Tank | 153 | 05/13/2003 | 13:59:21 | Outside | | Gate Valve | | | Metal | Green | 0.27 | 0.1 |
| Re-Aeration Tank | 154 | 05/13/2003 | 14:00:18 | Outside | | Aerator Motor | | | Metal | Green | 0 | 0.1 |
| Re-Aeration Tank | 155 | 05/13/2003 | 14:00:43 | Outside | | Aerator Motor | | | Metal | Green | 0.31 | 0.1 |
| Re-Aeration Tank | 156 | 05/13/2003 | 14:00:58 | Outside | | Sound Barrier | | | Metal | Brown | 0.48 | 0.1 |

Asbestos Lead-based
Paint Inspection
Arlington County Water Pollution Control Plant
May 2003

| Site | XLNo | Date | Time | Floor | Room | Structure | Str# | Feature | Substrate | Color | PbL | Plus/Minus |
|---|---|---|---|---|---|---|---|---|---|---|---|---|
| Plant Effluent Water Pump Station | 157 | 05/13/2003 | 14:11:14 | 1 | | Door | | | Metal | Silver | 0.01 | 0.1 |
| Plant Effluent Water Pump Station | 158 | 05/13/2003 | 14:11:26 | 1 | | Doorjamb | | | Metal | Silver | 0.01 | 0.1 |
| Plant Effluent Water Pump Station | 159 | 05/13/2003 | 14:11:47 | 1 | | Wall | | | Metal | Blue | 0.07 | 0.1 |
| Plant Effluent Water Pump Station | 160 | 05/13/2003 | 14:12:07 | 1 | | Electrical Panel | | | Metal | Gray | 0.02 | 0.1 |
| Plant Effluent Water Pump Station | 161 | 05/13/2003 | 14:12:23 | 1 | | Control Panel | | | Metal | Gray | 0 | 0.1 |
| Plant Effluent Water Pump Station | 162 | 05/13/2003 | 14:12:36 | 1 | | Gate Valve | | | Metal | Gray | 1.2 | 0.1 |
| Plant Effluent Water Pump Station | 163 | 05/13/2003 | 14:13:12 | 1 | | Pump Motor | | | Metal | Gray | 0.16 | 0.1 |
| Plant Effluent Water Pump Station | 164 | 05/13/2003 | 14:13:39 | 1 | | Pump Motor | | | Metal | Gray | 0.08 | 0.1 |
| Plant Effluent Water Pump Station | 165 | 05/13/2003 | 14:13:54 | 1 | | Pump Motor | | | Metal | Gray | 0.31 | 0.1 |
| Plant Effluent Water Pump Station | 166 | 05/13/2003 | 14:14:29 | 1 | | Pump Motor | | | Metal | Gray | 0 | 0.1 |
| Plant Effluent Water Pump Station | 167 | 05/13/2003 | 14:14:42 | 1 | | Pump Shaft Housing | | | Metal | Silver | 0 | 0.1 |
| Plant Effluent Water Pump Station | 168 | 05/13/2003 | 14:15:02 | 1 | | Pump Shaft Housing | | | Metal | Silver | 1.2 | 0.1 |
| Plant Effluent Water Pump Station | 169 | 05/13/2003 | 14:15:58 | 1 | | Effluent Pipe | Valve | | Metal | Silver | 0.03 | 0.1 |
| Plant Effluent Water Pump Station | 170 | 05/13/2003 | 14:16:08 | 1 | | Effluent Pipe | Valve | | Metal | Silver | 0.03 | 0.1 |
| Plant Effluent Water Pump Station | 171 | 05/13/2003 | 14:16:20 | 1 | | Effluent Pipe | | | Metal | Silver | 0.04 | 0.1 |
| Plant Effluent Water Pump Station | 172 | 05/13/2003 | 14:16:31 | 1 | | Effluent Pipe | | | Metal | Silver | 0.02 | 0.1 |
| Plant Effluent Water Pump Station | 173 | 05/13/2003 | 14:17:02 | 1 | | Effluent Sample Pipe | | | Metal | Yellow | 0 | 0.1 |
| Plant Effluent Water Pump Station | 174 | 05/13/2003 | 14:17:55 | 1 | | Hoist I-Beam | | | Metal | Yellow | 1.6 | 0.1 |
| Plant Effluent Water Pump Station | 175 | 05/13/2003 | 14:19:04 | 1 | | Effluent Pipe | Support | | Concrete | Black | 0 | 0.1 |

# XRF READINGS

(05/14/03)

Asbestos Lead-based
Paint Inspection
Arlington County Water Pollution Control Plant
May 2003

| Site | XLNo | Date | Time | Floor | Room | Room# | Structure | Str# | Feature | Condition | Substrate | Color | PbL | Plus/Minus |
|---|---|---|---|---|---|---|---|---|---|---|---|---|---|---|
| Secondary Clarifiers | 1 | 05/14/03 | 9:14:06 | Outside | Clarifier #6 | | Catwalk Railing | | | Solid | Metal | Gray | 0 | 0.1 |
| Secondary Clarifiers | 2 | 05/14/03 | 9:14:46 | Outside | Clarifier #6 | | Motor | | | Solid | Metal | Gray | 0.04 | 0.1 |
| Secondary Clarifiers | 3 | 05/14/03 | 9:15:05 | Outside | Clarifier #6 | | Catwalk Deck | | | Solid | Metal | Gray | 0 | 0.1 |
| Secondary Clarifiers | 4 | 05/14/03 | 9:15:34 | Outside | Clarifier #6 | | Lightpole | | | Solid | Metal | Silver | 0.07 | 0.1 |
| Secondary Clarifiers | 5 | 05/14/03 | 9:16:15 | Outside | Clarifier #6 | | Scum Pump | | | Solid | Metal | Gray | 0.51 | 0.1 |
| Secondary Clarifiers | 6 | 05/14/03 | 9:16:38 | Outside | Clarifier #6 | | Gate Valve | | | Solid | Metal | Green | 0.14 | 0.1 |
| Secondary Clarifiers | 7 | 05/14/03 | 9:17:10 | Outside | Clarifier #6 | | Scum Pump | | Stand | Solid | Metal | Gray | 0.03 | 0.1 |
| Secondary Clarifiers | 8 | 05/14/03 | 9:18:27 | Outside | Clarifier #6 | | Conduit | | | Solid | Metal | Silver | 0.51 | 0.1 |
| Secondary Clarifiers | 9 | 05/14/03 | 9:22:17 | Outside | Distribution Center #2 | | Gate Valve | | | Solid | Metal | Green | 0.5 | 0.1 |
| Secondary Clarifiers | 10 | 05/14/03 | 9:22:43 | Outside | Distribution Center #2 | | Electrical Box | | | Solid | Metal | Silver | 0.02 | 0.1 |
| Secondary Clarifiers | 11 | 05/14/03 | 9:22:59 | Outside | Distribution Center #2 | | Gate Valve | | | Solid | Metal | Green | 0.46 | 0.1 |
| Secondary Clarifiers | 12 | 05/14/03 | 9:29:22 | Outside | Clarifier #2 | | Catwalk Railing | | | Solid | Metal | Gray | 0.04 | 0.1 |
| Secondary Clarifiers | 13 | 05/14/03 | 9:29:50 | Outside | Clarifier #2 | | Scum Well Pump | | | Solid | Metal | Gray | 0 | 0.1 |
| Secondary Clarifiers | 14 | 05/14/03 | 9:30:08 | Outside | Clarifier #2 | | Scum Well I-Beam Support | | | Solid | Metal | Black | 0.04 | 0.1 |
| Secondary Clarifiers | 15 | 05/14/03 | 9:31:05 | Outside | Clarifier #2 | | Valve Wheel | | | Solid | Metal | Green | 0.26 | 0.1 |
| Secondary Clarifiers | 16 | 05/14/03 | 9:31:24 | Outside | Clarifier #2 | | Lightpole | | | Solid | Metal | Silver | 0.07 | 0.1 |
| Metal Warehouse | 17 | 05/14/03 | 14:23:50 | Outside | | | Door | Pole Guard | | Solid | Metal | Yellow | 0 | 0.1 |
| Metal Warehouse | 18 | 05/14/03 | 14:24:14 | Outside | | | Wall | | | Solid | Metal | Brown | 0 | 0.1 |
| Metal Warehouse | 19 | 05/14/03 | 14:24:53 | Outside | | | Wall | | | Solid | Metal | Brown | 0 | 0.1 |
| Metal Warehouse | 20 | 05/14/03 | 14:25:21 | Outside | | | Wall | | | Solid | Metal | Brown | 0.01 | 0.1 |
| Metal Warehouse | 21 | 05/14/03 | 14:26:07 | Outside | | | Door | | | Solid | Metal | White | 0 | 0.1 |
| Metal Warehouse | 22 | 05/14/03 | 14:26:24 | Outside | | | Doorjamb | | | Solid | Metal | White | 0.01 | 0.1 |
| Metal Warehouse | 23 | 05/14/03 | 14:26:56 | Interior | | | Wall | | | Solid | Metal | White | 0.02 | 0.1 |
| Metal Warehouse | 24 | 05/14/03 | 14:28:18 | Interior | | | Wall | | | Solid | Metal | White | 0 | 0.1 |
| Metal Warehouse | 25 | 05/14/03 | 14:28:31 | Interior | | | Wall | | | Solid | Metal | White | 0 | 0.1 |
| Metal Warehouse | 26 | 05/14/03 | 14:28:42 | Interior | | | Wall | | | Solid | Metal | Beige | 0 | 0.1 |
| Metal Warehouse | 27 | 05/14/03 | 14:28:52 | Interior | | | Wall | | | Solid | Metal | Beige | 0 | 0.1 |
| Metal Warehouse | 28 | 05/14/03 | 14:29:05 | Interior | | | Wall | | | Solid | Metal | Beige | 0 | 0.1 |
| Metal Warehouse | 29 | 05/14/03 | 14:29:18 | Interior | | | Overhead I-Beam | | | Solid | Metal | Brown | 0 | 0.1 |
| Metal Warehouse | 30 | 05/14/03 | 14:30:28 | Interior | | | Ceiling | | | Solid | Metal | Silver | 0 | 0.1 |
| Metal Warehouse | 31 | 05/14/03 | 14:30:49 | Interior | | | Wall | I-Beam | | Solid | Metal | Brown | 0 | 0.1 |
| Electrical Substation #1 | 32 | 05/14/03 | 14:54:42 | Outside | | | Siding | | | Solid | Metal | White | 0.25 | 0.1 |
| Electrical Substation #1 | 33 | 05/14/03 | 14:54:53 | Outside | | | Siding | | | Solid | Metal | White | 0.22 | 0.1 |
| Electrical Substation #1 | 34 | 05/14/03 | 14:55:10 | Interior | | | Electrical Panel | | | Solid | Metal | Gray | 0.44 | 0.1 |
| Electrical Substation #1 | 35 | 05/14/03 | 14:55:21 | Interior | | | Electrical Panel | | | Solid | Metal | Gray | 0.31 | 0.1 |
| Electrical Substation #1 | 36 | 05/14/03 | 14:55:48 | Interior | | | Wall | | | Solid | Metal | Gray | 0.29 | 0.1 |
| Electrical Substation #1 | 37 | 05/14/03 | 14:56:08 | Interior | | | Floor | | | Solid | Metal | Gray | 0.21 | 0.1 |
| Electrical Substation #1 | 38 | 05/14/03 | 14:56:20 | Interior | | | Ceiling | | | Solid | Metal | Gray | 0.25 | 0.1 |
| Sludge Processing Bldg. | 39 | 05/14/03 | 14:57:54 | Interior | | | Structural | I-Beam | | Solid | Metal | Gray | 0.01 | 0.1 |
| Sludge Processing Bldg. | 40 | 05/14/03 | 14:58:04 | Interior | | | Structural | I-Beam | | Solid | Metal | Gray | 0 | 0.1 |
| Sludge Processing Bldg. | 41 | 05/14/03 | 14:58:27 | Interior | | | Door | | | Solid | Metal | Gray | 0.03 | 0.1 |
| Sludge Processing Bldg. | 42 | 05/14/03 | 14:58:43 | Interior | | | Doorjamb | | | Solid | Metal | Gray | 0.02 | 0.1 |
| Sludge Processing Bldg. | 43 | 05/14/03 | 14:58:58 | Interior | | | Wall Guard | | | Solid | Metal | Black | 0.08 | 0.1 |
| Sludge Processing Bldg. | 44 | 05/14/03 | 14:59:09 | Interior | | | Door | Roll-up | | Solid | Metal | Gray | 0.09 | 0.1 |
| Sludge Processing Bldg. | 45 | 05/14/03 | 15:00:01 | Interior | | | Doorjamb | | | Solid | Metal | Gray | 0.04 | 0.1 |
| Sludge Processing Bldg. | 46 | 05/14/03 | 15:04:52 | Interior | | | Partition Wall | | Stairwell | Solid | Metal | Beige | 0 | 0.1 |
| Sludge Processing Bldg. | 47 | 05/14/03 | 15:05:05 | Interior | | | Stair | Railing | | Solid | Metal | Gray | 0 | 0.1 |
| Sludge Processing Bldg. | 48 | 05/14/03 | 15:05:24 | Interior | | | Stair | Railing | | Solid | Metal | Gray | 0.08 | 0.1 |

Asbestos Lead-based
Paint Inspection
Arlington County Water Pollution Control Plant
May 2003

| Site | XLNo | Date | Time | Floor | Room | Room# | Structure | Str# | Feature | Condition | Substrate | Color | PbL | Plus/Minus |
|---|---|---|---|---|---|---|---|---|---|---|---|---|---|---|
| Sludge Processing Bldg. | 49 | 05/14/03 | 15:05:37 | Interior | | | Door | | | Solid | Metal | Silver | 0 | 0.1 |
| Sludge Processing Bldg. | 50 | 05/14/03 | 15:05:49 | Interior | | | Doorjamb | | | Solid | Metal | Silver | 0 | 0.1 |
| Sludge Processing Bldg. | 51 | 05/14/03 | 15:06:12 | Interior | | | Conduit | | | Solid | Metal | Silver | 0.02 | 0.1 |
| Sludge Processing Bldg. | 52 | 05/14/03 | 15:06:35 | Interior | | | Control Panel | | | Solid | Metal | Gray | 0 | 0.1 |
| Sludge Processing Bldg. | 53 | 05/14/03 | 15:08:09 | Interior | | | Motor | | | Solid | Metal | Blue | 0.38 | 0.1 |
| Sludge Processing Bldg. | 54 | 05/14/03 | 15:08:46 | Interior | | | Scum Grinder | | | Solid | Metal | Blue | 0 | 0.1 |
| Sludge Processing Bldg. | 55 | 05/14/03 | 15:09:09 | Interior | | | Conveyor | | | Solid | Metal | Orange | 0.02 | 0.1 |
| Sludge Processing Bldg. | 56 | 05/14/03 | 15:09:56 | Interior | | | Bag Seperator | | #1 | Solid | Metal | Orange | 2.96 | 0.1 |
| Sludge Processing Bldg. | 57 | 05/14/03 | 15:10:19 | Interior | | | Bag Seperator | | #2 | Solid | Metal | Orange | 5.09 | 0.1 |
| Sludge Processing Bldg. | 58 | 05/14/03 | 15:12:40 | Interior | | | Bag Seperator | | Piping | Solid | Metal | Orange | 2.84 | 0.1 |
| Sludge Processing Bldg. | 59 | 05/14/03 | 15:15:09 | Interior | | | Duct | | | Solid | Metal | Blue | 0.01 | 0.1 |
| Sludge Processing Bldg. | 60 | 05/14/03 | 15:15:30 | Interior | | | Column | | | Solid | Concrete | Beige | 0.01 | 0.1 |
| Sludge Processing Bldg. | 61 | 05/14/03 | 15:15:51 | Interior | | | Electrical Panel | | MCC-28B | Solid | Metal | Gray | 0 | 0.1 |
| Sludge Processing Bldg. | 62 | 05/14/03 | 15:16:42 | Interior | | | Access Hatch | | In Floor | Solid | Metal | Blue | 0 | 0.1 |
| Sludge Processing Bldg. | 63 | 05/14/03 | 15:17:26 | Interior | | | Sanitary Piping | | | Solid | Metal | Silver | 0.01 | 0.1 |

# XRF READINGS

(05/15/03)

Asbestos Lead-based
Paint Inspection
Arlington County Water Pollution Control Plant
May 2003

| Site | XLNo | Date | Time | Floor | Room | Room# | Side | Structure | Str# | Feature | Fea# | Condition | Substrate | Color | PbL | Plus/Minus |
|---|---|---|---|---|---|---|---|---|---|---|---|---|---|---|---|---|
| Maintenance & Storage Facility | 1 | 05/15/2003 | 9:59:56 | 1 | Chemical | 2 | D | Door | | Door | | Solid | Metal | Unknown | 0 | 0.1 |
| Maintenance & Storage Facility | 2 | 05/15/2003 | 10:01:45 | 2 | Chemical Storage | | D | Door | | Door | | Solid | Metal | Unknown | 0.01 | 0.1 |
| Maintenance & Storage Facility | 3 | 05/15/2003 | 10:01:59 | 2 | Chemical Storage | | D | Door | | Jamb | Lft | Solid | Metal | Unknown | 0.01 | 0.1 |
| Maintenance & Storage Facility | 4 | 05/15/2003 | 10:02:22 | 2 | Chemical Storage | | A | Door | | Door | | Solid | Metal | Unknown | 0.02 | 0.1 |
| Maintenance & Storage Facility | 5 | 05/15/2003 | 10:02:41 | 2 | Chemical Storage | | A | Wall | | Midle Wall | | Solid | Concrte | Unknown | 0.03 | 0.1 |
| Maintenance & Storage Facility | 6 | 05/15/2003 | 10:03:30 | 2 | Chemical Storage | | B | Wall | | Midle Wall | | Solid | Concrte | Unknown | 0 | 0.1 |
| Maintenance & Storage Facility | 7 | 05/15/2003 | 10:04:46 | 2 | Chemical Storage | | C | I-beam Column | | | | Solid | Metal | Unknown | 0 | 0.1 |
| Maintenance & Storage Facility | 8 | 05/15/2003 | 10:23:08 | 2 | Bath | | A | Wall | | Midle Wall | | Solid | Concrte | Unknown | 0.03 | 0.1 |
| Maintenance & Storage Facility | 9 | 05/15/2003 | 10:23:38 | 2 | Bath | | C | Door | | Door | | Solid | Metal | Unknown | 0 | 0.1 |
| Maintenance & Storage Facility | 10 | 05/15/2003 | 10:24:01 | 2 | Bath | | C | Door | | Jamb | Lft | Solid | Metal | Unknown | 0 | 0.1 |
| Maintenance & Storage Facility | 11 | 05/15/2003 | 10:24:34 | 2 | Bath | | C | Wall | | Midle Wall | | Solid | Concrte | Unknown | 0.03 | 0.1 |
| Maintenance & Storage Facility | 12 | 05/15/2003 | 10:24:56 | 2 | Bath | | A | Bathroom | | Stall | | Solid | Metal | Brown | 0 | 0.1 |
| Maintenance & Storage Facility | 13 | 05/15/2003 | 10:26:13 | 2 | Maintenance Area | | A | Wall | | Midle Wall | | Solid | Metal | Unknown | 0.02 | 0.1 |
| Maintenance & Storage Facility | 14 | 05/15/2003 | 10:26:29 | 2 | Maintenance Area | | A | Door | | Door | | Solid | Metal | Unknown | 0 | 0.1 |
| Maintenance & Storage Facility | 15 | 05/15/2003 | 10:26:49 | 2 | Maintenance Area | | A | Door | | Jamb | Lft | Solid | Metal | Unknown | 0.1 | 0.1 |
| Maintenance & Storage Facility | 16 | 05/15/2003 | 10:27:24 | 2 | Maintenance Area | | A | Door | | Jamb | Roll-up | Solid | Metal | Brown | 0.01 | 0.1 |
| Maintenance & Storage Facility | 17 | 05/15/2003 | 10:28:42 | 2 | Maintenance Area | | A | Window | | Header | Beam | Solid | Metal | Brown | 0 | 0.1 |
| Maintenance & Storage Facility | 18 | 05/15/2003 | 10:29:29 | 2 | Maintenance Area | | A | Wall | | End Guard | | Solid | Metal | Yellow | 0 | 0.1 |
| Maintenance & Storage Facility | 19 | 05/15/2003 | 10:30:39 | 2 | Office | | A | Door | | Door | | Solid | Metal | Unknown | 0 | 0.1 |
| Maintenance & Storage Facility | 20 | 05/15/2003 | 10:30:56 | 2 | Office | | A | Door | | Jamb | Lft | Solid | Metal | Unknown | 0 | 0.1 |
| Maintenance & Storage Facility | 21 | 05/15/2003 | 10:31:13 | 2 | Office | | A | Wall | | Midle Wall | | Solid | Concrte | Unknown | 0 | 0.1 |
| Maintenance & Storage Facility | 22 | 05/15/2003 | 10:31:33 | 2 | Office | | B | Door | | Door | | Solid | Metal | Unknown | 0.54 | 0.1 |
| Maintenance & Storage Facility | 23 | 05/15/2003 | 10:31:52 | 2 | Office | | B | Door | | Jamb | Lft | Solid | Metal | Unknown | 0 | 0.1 |
| Maintenance & Storage Facility | 24 | 05/15/2003 | 10:32:46 | 2 | Office Storage | | A | Unlisted | | Jamb | | Solid | Metal | Unknown | 0 | 0.1 |
| Maintenance & Storage Facility | 25 | 05/15/2003 | 10:33:04 | 2 | Office Storage | | A | Door | | Jamb | Lft | Solid | Wood | Unknown | 0 | 0.1 |
| Maintenance & Storage Facility | 26 | 05/15/2003 | 10:33:25 | 2 | Office Storage | | D | Wall | | Midle Wall | | Solid | Concrte | Unknown | 0.01 | 0.1 |
| Maintenance & Storage Facility | 27 | 05/15/2003 | 10:33:42 | 2 | Office Storage | | | Ceiling | | Midle Wall | | Solid | Concrte | Unknown | 0 | 0.1 |
| Maintenance & Storage Facility | 28 | 05/15/2003 | 10:34:03 | 2 | Office Storage | | | Duct | | | | Solid | Metal | Blue | 0 | 0.1 |
| Maintenance & Storage Facility | 29 | 05/15/2003 | 10:34:48 | 2 | Office Storage | | | Fire Suppresion Pipe | | | | Solid | Metal | Red | 0 | 0.1 |
| Maintenance & Storage Facility | 30 | 05/15/2003 | 10:35:08 | 2 | Welding Area | | C | Wall | | Midle Wall | | Solid | Drywall | Unknown | 0 | 0.1 |
| Maintenance & Storage Facility | 31 | 05/15/2003 | 10:36:03 | 2 | Welding Area | | C | Wall | | Midle Wall | | Solid | Concrte | Unknown | 0 | 0.1 |
| Maintenance & Storage Facility | 32 | 05/15/2003 | 10:37:52 | 2 | Welding Area | | C | Round Duct | | Midle Wall | | Solid | Metal | Green | 0 | 0.1 |
| Maintenance & Storage Facility | 33 | 05/15/2003 | 10:38:27 | 2 | Welding Area | | D | Wall | | Midle Wall | | Solid | Concrte | Unknown | 0.01 | 0.1 |
| Maintenance & Storage Facility | 34 | 05/15/2003 | 10:38:59 | 2 | Equipment Storage | | D | Vent Pipe | | Midle Wall | | Solid | Metal | Unknown | 0 | 0.1 |
| Maintenance & Storage Facility | 35 | 05/15/2003 | 10:39:54 | 2 | Equipment Storage | | B | Door | | Door | | Solid | Metal | Unknown | 0.01 | 0.1 |
| Maintenance & Storage Facility | 36 | 05/15/2003 | 10:40:12 | 2 | Equipment Storage | | B | Door | | Jamb | Rht | Solid | Metal | Unknown | 0 | 0.1 |
| Maintenance & Storage Facility | 37 | 05/15/2003 | 10:40:27 | 2 | Equipment Storage | | B | Wall | | Midle Wall | | Solid | Concrte | Unknown | 0.16 | 0.1 |
| Maintenance & Storage Facility | 38 | 05/15/2003 | 10:40:59 | 2 | Equipment Storage | | C | Duct | | Midle Wall | | Solid | Metal | Gray | 0.01 | 0.1 |
| Maintenance & Storage Facility | 39 | 05/15/2003 | 10:42:19 | 2 | Equipment Storage | | A | Mezzanine | Railing | | | Solid | Metal | Silver | 0 | 0.1 |
| Maintenance & Storage Facility | 40 | 05/15/2003 | 10:42:42 | 2 | Equipment Storage | | A | Mezzanine | Deck | | | Solid | Concrte | Gray | 0 | 0.1 |
| Maintenance & Storage Facility | 41 | 05/15/2003 | 10:43:12 | 2 | Equipment Storage | | A | Overhead I-beam | | | | Solid | Metal | Beige | 0 | 0.1 |
| Maintenance & Storage Facility | 42 | 05/15/2003 | 10:43:36 | 2 | Equipment Storage | | | Ceiling | | Deck | | Solid | Metal | Beige | 0 | 0.1 |
| Maintenance & Storage Facility | 43 | 05/15/2003 | 10:43:57 | 2 | Equipment Storage | | | Fire Suppresion Pipe | | | | Solid | Metal | Blue | 0.01 | 0.1 |
| Maintenance & Storage Facility | 44 | 05/15/2003 | 10:45:50 | 2 | Equipment Storage | | C | I-beam Column | | | | Solid | Metal | Beige | 0 | 0.1 |
| Maintenance & Storage Facility | 45 | 05/15/2003 | 10:46:12 | 2 | Equipment Storage | | D | Bookcase | | Shelf | | Solid | Metal | Unknown | 0 | 0.1 |
| Maintenance & Storage Facility | 46 | 05/15/2003 | 10:48:44 | 2 | Maintenance Area | | C | Unlisted | | Shelf | | Solid | | Unknown | 0.01 | 0.1 |
| Maintenance & Storage Facility | 47 | 05/15/2003 | 10:49:04 | 2 | Maintenance Area | | C | Fire Suppresion Pipe | | Valve | | Solid | Metal | Red | 0.01 | 0.1 |
| Maintenance & Storage Facility | 48 | 05/15/2003 | 10:49:23 | 2 | Maintenance Area | | C | Wall | | Midle Wall | | Solid | Concrte | Unknown | 0.01 | 0.1 |
| Maintenance & Storage Facility | 49 | 05/15/2003 | 10:51:11 | 2 | Maintenance Area | | | Overhead I-beam | | | | Solid | Metal | Beige | 0.01 | 0.1 |
| Maintenance & Storage Facility | 50 | 05/15/2003 | 10:51:27 | 2 | Maintenance Area | | | Duct | | | | Solid | Metal | Gray | 0.01 | 0.1 |
| Maintenance & Storage Facility | 51 | 05/15/2003 | 10:52:06 | 2 | Maintenance Area | | | Electrical Conduit | | | | Solid | Metal | Red | 0.01 | 0.1 |
| Maintenance & Storage Facility | 52 | 05/15/2003 | 10:52:34 | 2 | Maintenance Area | | | Hoist Track | | | | Solid | Metal | Gray | 0.01 | 0.1 |
| Maintenance & Storage Facility | 53 | 05/15/2003 | 10:52:56 | 2 | Maintenance Area | | | Mezzanine | | Railing | | Solid | Metal | Silver | 0 | 0.1 |
| Maintenance & Storage Facility | 54 | 05/15/2003 | 11:46:57 | 1 | Warehouse | | B | Wall | | Midle Wall | | Solid | Concrte | Unknown | 0.02 | 0.1 |
| Maintenance & Storage Facility | 55 | 05/15/2003 | 11:47:37 | 1 | Warehouse | | B | Electrical Panel | | | | Solid | Metal | Gray | 0.01 | 0.1 |
| Maintenance & Storage Facility | 56 | 05/15/2003 | 11:48:59 | 1 | Warehouse | | C | Door | | Door | | Solid | Metal | Unknown | 0 | 0.1 |
| Maintenance & Storage Facility | 57 | 05/15/2003 | 11:49:26 | 1 | Warehouse | | C | Door | | Jamb | Rht | Solid | Metal | Unknown | 0 | 0.1 |
| Maintenance & Storage Facility | 58 | 05/15/2003 | 11:49:40 | 1 | Warehouse | | C | Wall | | Midle Wall | | Solid | Concrte | Unknown | 0.04 | 0.1 |
| Maintenance & Storage Facility | 59 | 05/15/2003 | 11:50:00 | 1 | Warehouse | | C | Floor Line | | | | Solid | Concrte | Yellow | 0 | 0.1 |
| Maintenance & Storage Facility | 60 | 05/15/2003 | 11:51:14 | 1 | Warehouse | | | Floor | | Midle Wall | | Solid | Concrte | Unknown | 0 | 0.1 |
| Maintenance & Storage Facility | 61 | 05/15/2003 | 11:51:50 | 1 | Warehouse | | A | Wall | | Midle Wall | | Solid | Concrte | Unknown | 0.06 | 0.1 |
| Maintenance & Storage Facility | 62 | 05/15/2003 | 11:52:19 | 1 | Warehouse | | A | Drain Pipe | | | | Solid | Metal | Black | 0 | 0.1 |
| Maintenance & Storage Facility | 63 | 05/15/2003 | 11:53:47 | 1 | Warehouse | | C | Door | | Door | | Solid | Metal | Unknown | 0.01 | 0.1 |
| Maintenance & Storage Facility | 64 | 05/15/2003 | 11:54:09 | 1 | Warehouse | | C | Fire Suppresion Pipe | | | | Solid | Metal | Blue | 0 | 0.1 |
| Maintenance & Storage Facility | 65 | 05/15/2003 | 11:54:39 | 1 | Warehouse | | C | OVerhead I-beam | | Rail cap | | Solid | Metal | Unknown | 0 | 0.1 |
| Maintenance & Storage Facility | 66 | 05/15/2003 | 11:55:00 | 1 | Warehouse | | C | Stairs | | Stringer | | Solid | Metal | Unknown | 0.02 | 0.1 |

Asbestos Lead-based
Paint Inspection
Arlington County Water Pollution Control Plant
May 2003

| Site | XLNo | Date | Time | Floor | Room | Room# | Side | Structure | Str# | Feature | Fea# | Condition | Substrate | Color | PbL | Plus/Minus |
|---|---|---|---|---|---|---|---|---|---|---|---|---|---|---|---|---|
| Maintenance & Storage Facility | 67 | 05/15/2003 | 11:55:41 | 1 | Warehouse | | C | Stairs | | Tread | | Solid | Metal | Unknown | 0.01 | 0.1 |
| Maintenance & Storage Facility | 68 | 05/15/2003 | 11:57:17 | 1 | Warehouse | | | OVHD Compressed Air I | | | | Solid | Metal | Green | 0.14 | 0.1 |
| Maintenance & Storage Facility | 69 | 05/15/2003 | 11:57:52 | 1 | Warehouse | | | Encased ceiling beam | | | | Solid | Concrte | Beige | 0.06 | 0.1 |
| Maintenance & Storage Facility | 70 | 05/15/2003 | 11:58:15 | 1 | Warehouse | | | Encased column | | | | Solid | Concrte | Beige | 0 | 0.1 |
| Maintenance & Storage Facility | 71 | 05/15/2003 | 11:59:14 | 1 | Warehouse | | A | Door | | Jamb | Rht | Solid | Metal | Unknown | 0 | 0.1 |
| Maintenance & Storage Facility | 72 | 05/15/2003 | 12:00:18 | 1 | Warehouse | | D | Wall | | Midle Wall | | Solid | Concrte | Unknown | 0.16 | 0.1 |
| Maintenance & Storage Facility | 73 | 05/15/2003 | 12:00:59 | 1 | Warehouse | | D | Drain Pipe | | | | Solid | Metal | Green | 0.02 | 0.1 |
| Maintenance & Storage Facility | 74 | 05/15/2003 | 12:05:20 | 1 | Shipping & Receiving | | C | Partition | | Midle Wall | | Solid | Drywall | Beige | 0 | 0.1 |
| Maintenance & Storage Facility | 75 | 05/15/2003 | 12:05:40 | 1 | Shipping & Receiving | | C | Partition | | Midle Wall | | Solid | Drywall | Beige | 0.01 | 0.1 |
| Maintenance & Storage Facility | 76 | 05/15/2003 | 12:05:59 | 1 | Shipping & Receiving | | C | Door | | Door | | Solid | Metal | Unknown | 0 | 0.1 |
| Maintenance & Storage Facility | 77 | 05/15/2003 | 12:06:13 | 1 | Shipping & Receiving | | C | Door | | Jamb | Rht | Solid | Metal | Unknown | 0 | 0.1 |
| Maintenance & Storage Facility | 78 | 05/15/2003 | 12:06:38 | 1 | Shipping & Receiving | | C | Gas Pipe | | Jamb | | Solid | Metal | Red | 0 | 0.1 |
| Maintenance & Storage Facility | 79 | 05/15/2003 | 12:07:10 | 1 | Warehouse | | C | Door | | Door | | Solid | Metal | Unknown | 0 | 0.1 |
| Maintenance & Storage Facility | 80 | 05/15/2003 | 12:08:05 | 1 | Warehouse | | C | Column Corner Guard | | | | Solid | Metal | Orange | 1.25 | 0.1 |
| Maintenance & Storage Facility | 81 | 05/15/2003 | 12:15:00 | 1 | Boiler Room | | C | Door | | Door | | Solid | Metal | Unknown | 0 | 0.1 |
| Maintenance & Storage Facility | 82 | 05/15/2003 | 12:15:23 | 1 | Boiler Room | | C | Door | | Jamb | Lft | Solid | Metal | Unknown | 0 | 0.1 |
| Maintenance & Storage Facility | 83 | 05/15/2003 | 12:15:53 | 1 | Boiler Room | | C | Wall | | Midle Wall | | Solid | Concrte | Unknown | 0 | 0.1 |
| Maintenance & Storage Facility | 84 | 05/15/2003 | 12:16:16 | 1 | Boiler Room | | C | Heating Boiler #1 | | | | Solid | Metal | Blue | 0.02 | 0.1 |
| Maintenance & Storage Facility | 85 | 05/15/2003 | 12:16:33 | 1 | Boiler Room | | C | Heating Boiler #2 | | Midle Wall | | Solid | Metal | Blue | 0 | 0.1 |
| Maintenance & Storage Facility | 86 | 05/15/2003 | 12:16:54 | 1 | Boiler Room | | C | Heating Boiler #1 | | Gas Pipe | | Solid | Metal | Red | 0.01 | 0.1 |
| Maintenance & Storage Facility | 87 | 05/15/2003 | 12:17:16 | 1 | Boiler Room | | C | Hot Water Pipe Valve | | | | Solid | Metal | Blue | 0 | 0.1 |
| Maintenance & Storage Facility | 88 | 05/15/2003 | 12:17:55 | 1 | Boiler Room | | C | Pump P-6 | | | | Solid | Metal | Green | 0.01 | 0.1 |
| Maintenance & Storage Facility | 89 | 05/15/2003 | 12:18:19 | 1 | Boiler Room | | C | Pump P-2 | | | | Solid | Metal | Green | 0.02 | 0.1 |
| Maintenance & Storage Facility | 90 | 05/15/2003 | 12:18:43 | 1 | Boiler Room | | D | Door | | Door | | Solid | Metal | Unknown | 0.54 | 0.1 |
| Maintenance & Storage Facility | 91 | 05/15/2003 | 12:19:13 | 1 | Boiler Room | | D | Door | | Casing | Lft | Solid | Metal | Unknown | 0 | 0.1 |
| Maintenance & Storage Facility | 92 | 05/15/2003 | 12:20:49 | 1 | Boiler Room | | D | Super Changer | | | | Solid | Metal | Blue | 0 | 0.1 |
| Maintenance & Storage Facility | 93 | 05/15/2003 | 12:21:48 | 1 | Boiler Room | | D | Electrical Panel | | HP-1A | | Solid | Metal | Unknown | 0.01 | 0.1 |
| Maintenance & Storage Facility | 94 | 05/15/2003 | 12:47:03 | 1 | Outside | | C | Protective | | Pole | | Solid | Metal | Orange | 1.06 | 0.1 |
| Maintenance & Storage Facility | 95 | 05/15/2003 | 12:47:34 | 1 | Outside | | C | Protective | | I-beam | | Solid | Metal | Orange | 0 | 0.1 |
| Maintenance & Storage Facility | 96 | 05/15/2003 | 12:48:06 | 1 | Outside | | C | Gas Pipe | | | | Solid | Metal | Red | 0 | 0.1 |
| Maintenance & Storage Facility | 97 | 05/15/2003 | 12:48:46 | 1 | Outside | | C | Protective | | Pole | | Solid | Metal | Orange | 1.45 | 0.1 |
| Maintenance & Storage Facility | 98 | 05/15/2003 | 12:49:37 | 1 | Outside | | C | Round Column | | | | Solid | Metal | Yellow | 0 | 0.1 |
| Maintenance & Storage Facility | 99 | 05/15/2003 | 12:59:05 | 1 | Outside | | C | Protective | | Pole | | Solid | Metal | Orange | 1.32 | 0.1 |
| Maintenance & Storage Facility | 100 | 05/15/2003 | 12:59:23 | 1 | Outside | | C | Round Column | | | | Solid | Metal | Yellow | 0.01 | 0.1 |
| Maintenance & Storage Facility | 101 | 05/15/2003 | 13:00:11 | 1 | Outside | | C | Protective | | Pole | | Solid | Metal | Yellow | 1.31 | 0.1 |
| Primary Clarifiers & Associated Channels | 102 | 05/15/2003 | 13:55:40 | 1 | Outside | Original Clarifier | | Clarifier | #8 | Chain Cover | | Solid | Metal | Orange | 1.21 | 0.1 |
| Primary Clarifiers & Associated Channels | 103 | 05/15/2003 | 13:56:36 | 1 | Outside | Original Clarifier | | Clarifier | #7 | Chain Cover | | Solid | Metal | Orange | 1.03 | 0.1 |
| Primary Clarifiers & Associated Channels | 104 | 05/15/2003 | 13:57:00 | 1 | Outside | Original Clarifier | | Clarifier | #6 | Chain Cover | | Solid | Metal | Orange | 1.1 | 0.1 |
| Primary Clarifiers & Associated Channels | 105 | 05/15/2003 | 13:57:30 | 1 | Outside | Original Clarifier | | Clarifier | #5 | Drive Shaft | | Solid | Metal | Orange | 2.05 | 0.1 |
| Primary Clarifiers & Associated Channels | 106 | 05/15/2003 | 13:57:57 | 1 | Outside | Original Clarifier | | Clarifier | #5 | Motor | | Solid | Metal | Gray | 0 | 0.1 |
| Primary Clarifiers & Associated Channels | 107 | 05/15/2003 | 13:58:18 | 1 | Outside | Original Clarifier | | Clarifier | #6 | Motor | | Solid | Metal | Gray | 0 | 0.1 |
| Primary Clarifiers & Associated Channels | 108 | 05/15/2003 | 13:58:45 | 1 | Outside | Original Clarifier | | Clarifier | #7 | Motor | | Solid | Metal | Gray | 0.08 | 0.1 |
| Primary Clarifiers & Associated Channels | 109 | 05/15/2003 | 13:59:01 | 1 | Outside | Original Clarifier | | Clarifier | #8 | Motor | Shaft Hub | Solid | Metal | Gray | 0 | 0.1 |
| Primary Clarifiers & Associated Channels | 110 | 05/15/2003 | 14:00:36 | 1 | Outside | Original Clarifier | | Gate Valve | | #8 | | Solid | Metal | Gray | 0.01 | 0.1 |
| Primary Clarifiers & Associated Channels | 111 | 05/15/2003 | 14:01:31 | 1 | Outside | Original Clarifier | | Gate Valve | | #8B | | Solid | Metal | Gray | 0.21 | 0.1 |
| Primary Clarifiers & Associated Channels | 112 | 05/15/2003 | 14:01:54 | 1 | Outside | Original Clarifier | | Gate Valve | | #7A | | Solid | Metal | Gray | 0.01 | 0.1 |
| Primary Clarifiers & Associated Channels | 113 | 05/15/2003 | 14:02:21 | 1 | Outside | Original Clarifier | | Gate Valve | | #6A | | Solid | Metal | Gray | 0.1 | 0.1 |
| Primary Clarifiers & Associated Channels | 114 | 05/15/2003 | 14:02:44 | 1 | Outside | Original Clarifier | | Gate Valve | | #5A | | Solid | Metal | Gray | 0.03 | 0.1 |
| Primary Clarifiers & Associated Channels | 115 | 05/15/2003 | 14:03:52 | 1 | Outside | Original Clarifier | | Electrical Conduit | | | | Solid | Metal | Red | 0.06 | 0.1 |
| Primary Clarifiers & Associated Channels | 116 | 05/15/2003 | 14:05:12 | 1 | Outside | New Clarifier | | Gate Valve | | 4B | | Solid | Metal | Gray | 0.02 | 0.1 |
| Primary Clarifiers & Associated Channels | 117 | 05/15/2003 | 14:05:36 | 1 | Outside | New Clarifier | | Gate Valve | | 3A | | Solid | Metal | Gray | 0.07 | 0.1 |
| Primary Clarifiers & Associated Channels | 118 | 05/15/2003 | 14:05:59 | 1 | Outside | New Clarifier | | Gate Valve | | 2B | | Solid | Metal | Gray | 0.11 | 0.1 |
| Primary Clarifiers & Associated Channels | 119 | 05/15/2003 | 14:06:30 | 1 | Outside | New Clarifier | | Gate Valve | | 1A | | Solid | Metal | Gray | 0.01 | 0.1 |
| Primary Clarifiers & Associated Channels | 120 | 05/15/2003 | 14:07:09 | 1 | Outside | New Clarifier | | Pump | 2 | Motor | | Solid | Metal | Silver | 0.01 | 0.1 |
| Primary Clarifiers & Associated Channels | 121 | 05/15/2003 | 14:07:23 | 1 | Outside | New Clarifier | | Pump | 2 | | | Solid | Metal | Silver | 0.01 | 0.1 |
| Primary Clarifiers & Associated Channels | 122 | 05/15/2003 | 14:07:38 | 1 | Outside | New Clarifier | | Large pipe off of Pump 1-6 | | | | Solid | Metal | Silver | 0 | 0.1 |
| Primary Clarifiers & Associated Channels | 123 | 05/15/2003 | 14:08:46 | 1 | Outside | New Clarifier | | Large pipe off of Pump 1-6 | | | Valve | Solid | Metal | Silver | 0.03 | 0.1 |
| Primary Clarifiers & Associated Channels | 124 | 05/15/2003 | 14:10:59 | 1 | Outside | New Clarifier | | Clarifier | #4 | Chain Cover | | Solid | Metal | Orange | 1.7 | 0.1 |
| Primary Clarifiers & Associated Channels | 125 | 05/15/2003 | 14:11:15 | 1 | Outside | New Clarifier | | Clarifier | #3 | Chain Cover | | Solid | Metal | Orange | 1.2 | 0.1 |
| Primary Clarifiers & Associated Channels | 126 | 05/15/2003 | 14:11:29 | 1 | Outside | New Clarifier | | Clarifier | #2 | Chain Cover | | Solid | Metal | Orange | 1.2 | 0.1 |
| Primary Clarifiers & Associated Channels | 127 | 05/15/2003 | 14:11:47 | 1 | Outside | New Clarifier | | Clarifier | #1 | Shaft | | Solid | Metal | Orange | 1.3 | 0.1 |
| Primary Clarifiers & Associated Channels | 128 | 05/15/2003 | 14:12:02 | 1 | Outside | New Clarifier | | Clarifier | #4 | Motor | | Solid | Metal | Gray | 0.06 | 0.1 |
| Primary Clarifiers & Associated Channels | 129 | 05/15/2003 | 14:12:25 | 1 | Outside | New Clarifier | | Clarifier | #3 | Motor | | Solid | Metal | Gray | 0.08 | 0.1 |
| Primary Clarifiers & Associated Channels | 130 | 05/15/2003 | 14:12:39 | 1 | Outside | New Clarifier | | Clarifier | #2 | Motor | Mount | Solid | Metal | Gray | 0.03 | 0.1 |
| Primary Clarifiers & Associated Channels | 131 | 05/15/2003 | 14:14:16 | 1 | Outside | New Clarifier | | Blower | #6 | | | Solid | Metal | Gray | 0 | 0.1 |
| Primary Clarifiers & Associated Channels | 132 | 05/15/2003 | 14:14:35 | 1 | Outside | New Clarifier | | Scum Mixer | Motor | | | Solid | Metal | Green | 0.01 | 0.1 |

Asbestos Lead-based
Paint Inspection
Arlington County Water Pollution Control Plant
May 2003

| Site | XLNo | Date | Time | Floor | Room | Room# | Side | Structure | Str# | Feature | Fea# | Condition | Substrate | Color | PbL | Plus/Minus |
|---|---|---|---|---|---|---|---|---|---|---|---|---|---|---|---|---|
| Primary Clarifiers & Associated Channels | 133 | 05/15/2003 | 14:14:53 | 1 | Outside | New Clarifier | | Foul Air Pipe from Blower #6 | | | | Solid | Metal | Gray | 5.09 | 0.1 |
| Primary Clarifiers & Associated Channels | 134 | 05/15/2003 | 14:15:18 | 1 | Primary Clarifier Access Bldg. | | | Foul Air Pipe from Blower #6 | | | Vent | Solid | Metal | Gray | 5.09 | 0.1 |
| Primary Clarifiers & Associated Channels | 135 | 05/15/2003 | 14:17:01 | 1 | Primary Clarifier Access Bldg. | | | Door | | | | Solid | Metal | Brown | 0.01 | 0.1 |
| Primary Clarifiers & Associated Channels | 136 | 05/15/2003 | 14:17:14 | 1 | Primary Clarifier Access Bldg. | | | Door | Jamb | | | Solid | Metal | Brown | 0.01 | 0.1 |
| Primary Clarifiers & Associated Channels | 137 | 05/15/2003 | 14:17:32 | 1 | Primary Clarifier Access Bldg. | | | Wall | | | | Solid | Metal | Beige | 0 | 0.1 |
| Primary Clarifiers & Associated Channels | 138 | 05/15/2003 | 14:18:55 | Sub-Level | Primary Clarifier Underground Channel | | | W.A.S. Pipe | | | | Solid | Metal | Beige | 0.04 | 0.1 |
| Primary Clarifiers & Associated Channels | 139 | 05/15/2003 | 14:19:31 | Sub-Level | Primary Clarifier Underground Channel | | | Scum Pipe | | | | Solid | Metal | Brown | 0 | 0.1 |
| Primary Clarifiers & Associated Channels | 140 | 05/15/2003 | 14:19:49 | Sub-Level | Primary Clarifier Underground Channel | | | Fire Suppresion Pipe | | | | Solid | Metal | Blue | 0.01 | 0.1 |
| Primary Clarifiers & Associated Channels | 141 | 05/15/2003 | 14:20:12 | Sub-Level | Primary Clarifier Underground Channel | | | Electrical Conduit | | | | Solid | Metal | Silver | 0.07 | 0.1 |
| Primary Clarifiers & Associated Channels | 142 | 05/15/2003 | 14:20:31 | Sub-Level | Primary Clarifier Underground Channel | | | Compressed Air Pipe | | | | Solid | Metal | Green | 0.15 | 0.1 |
| Primary Clarifiers & Associated Channels | 143 | 05/15/2003 | 14:20:52 | Sub-Level | Primary Clarifier Underground Channel | | | PEW-AWT Pipe | | | | Solid | Metal | Silver | 0 | 0.1 |
| Primary Clarifiers & Associated Channels | 144 | 05/15/2003 | 14:21:22 | Sub-Level | Primary Clarifier Underground Channel | | | W.A.S. Pipe | | | | Solid | Metal | Beige | 0.09 | 0.1 |
| Primary Clarifiers & Associated Channels | 145 | 05/15/2003 | 14:22:12 | Sub-Level | Primary Clarifier Underground Channel | | | Angle Iron Pipe Support | | | | Solid | Metal | Gray | 0.08 | 0.1 |
| Primary Clarifiers & Associated Channels | 146 | 05/15/2003 | 14:23:09 | Sub-Level | Primary Clarifier Underground Channel | | | Clarifier Drain Suction Header | | | | Solid | Metal | Beige | 0 | 0.1 |
| Primary Clarifiers & Associated Channels | 147 | 05/15/2003 | 14:23:39 | Sub-Level | Primary Clarifier Underground Channel | | | PEW-AWT Flushing Pipe | | | | Solid | Metal | Silver | 0.01 | 0.1 |
| Primary Clarifiers & Associated Channels | 148 | 05/15/2003 | 14:24:12 | Sub-Level | Primary Clarifier Underground Channel | | | Primary Sludge Discharge Pipe | | | | Solid | Metal | Beige | 0 | 0.1 |
| Primary Clarifiers & Associated Channels | 149 | 05/15/2003 | 14:24:44 | Sub-Level | Primary Clarifier Underground Channel | | | Primary Sludge | | Pump #4 | Motor | Solid | Metal | Gray | 0 | 0.1 |
| Primary Clarifiers & Associated Channels | 150 | 05/15/2003 | 14:25:03 | Sub-Level | Primary Clarifier Underground Channel | | | Primary Sludge | | Pump #4 | Shaft Cover | Solid | Metal | Gray | 0 | 0.1 |
| Primary Clarifiers & Associated Channels | 151 | 05/15/2003 | 14:25:23 | Sub-Level | Primary Clarifier Underground Channel | | | Primary Sludge | | Pump #4 | | Solid | Metal | Gray | 0 | 0.1 |
| Primary Clarifiers & Associated Channels | 152 | 05/15/2003 | 14:25:57 | Sub-Level | Primary Clarifier Underground Channel | | | Primary Clarifier Influent Pipe | | | #5 | Solid | Metal | Silver | 0 | 0.1 |
| Primary Clarifiers & Associated Channels | 153 | 05/15/2003 | 14:26:11 | Sub-Level | Primary Clarifier Underground Channel | | | Primary Clarifier Influent Pipe | | | #6 | Solid | Metal | Silver | 0.16 | 0.1 |
| Primary Clarifiers & Associated Channels | 154 | 05/15/2003 | 14:26:25 | Sub-Level | Primary Clarifier Underground Channel | | | Primary Clarifier Influent Pipe | | | #7 | Solid | Metal | Silver | 0 | 0.1 |
| Primary Clarifiers & Associated Channels | 155 | 05/15/2003 | 14:27:23 | Sub-Level | Primary Clarifier Underground Channel | | | Primary Sludge | | Pump #2 | | Solid | Metal | Gray | 0.01 | 0.1 |
| Primary Clarifiers & Associated Channels | 156 | 05/15/2003 | 14:27:36 | Sub-Level | Primary Clarifier Underground Channel | | | Primary Sludge | | Pump #2 | | Solid | Metal | Gray | 0 | 0.1 |
| Primary Clarifiers & Associated Channels | 157 | 05/15/2003 | 14:27:56 | Sub-Level | Primary Clarifier Underground Channel | | | Primary Sludge | | Pump #2 | | Solid | Metal | Gray | 0 | 0.1 |
| Primary Clarifiers & Associated Channels | 158 | 05/15/2003 | 14:29:30 | Basement | Primary Treament Bldg. | | | Potable Water Pipe | | | | Solid | Metal | Blue | 0 | 0.1 |
| Primary Clarifiers & Associated Channels | 159 | 05/15/2003 | 14:29:55 | Basement | Primary Treament Bldg. | | | Sump Pump Disch Pipe | | | | Solid | Metal | Gray | 0 | 0.1 |
| Primary Clarifiers & Associated Channels | 160 | 05/15/2003 | 14:30:48 | Basement | Primary Treament Bldg. | | | Influent Channel Drain Pipe | | | | Solid | Metal | Silver | 0.02 | 0.1 |
| Primary Clarifiers & Associated Channels | 161 | 05/15/2003 | 14:31:42 | Basement | Primary Treament Bldg. | | | Clarifier Aux Drain Pump Disch Pipe | | | | Solid | Metal | Beige | 0.05 | 0.1 |
| Primary Clarifiers & Associated Channels | 162 | 05/15/2003 | 14:32:03 | Basement | Primary Treament Bldg. | | | Clarifier Drain Pump | | | | Solid | Metal | Gray | 0.1 | 0.1 |
| Primary Clarifiers & Associated Channels | 163 | 05/15/2003 | 14:32:23 | Basement | Primary Treament Bldg. | | | Clarifier Drain Pump | | Motor | | Solid | Metal | Gray | 0.01 | 0.1 |
| Primary Clarifiers & Associated Channels | 164 | 05/15/2003 | 14:33:06 | Basement | Primary Treament Bldg. | | | Sludge Disch Pipe | | | | Solid | Metal | Beige | 0 | 0.1 |
| Primary Clarifiers & Associated Channels | 165 | 05/15/2003 | 14:33:46 | Basement | Primary Treament Bldg. | | | Grit Slurry Pipe | | | | Solid | Metal | Red | 0 | 0.1 |
| Primary Clarifiers & Associated Channels | 166 | 05/15/2003 | 14:34:33 | Basement | Primary Treament Bldg. | | | Grit Slurry Pump | | | | Solid | Metal | Blue | 0 | 0.1 |
| Primary Clarifiers & Associated Channels | 167 | 05/15/2003 | 14:34:45 | Basement | Primary Treament Bldg. | | | Grit Slurry Pipe | | Belt Guard | | Solid | Metal | Gray | 0.01 | 0.1 |
| Primary Clarifiers & Associated Channels | 168 | 05/15/2003 | 14:34:57 | Basement | Primary Treament Bldg. | | | Grit Slurry Pipe | | Motor | | Solid | Metal | Gray | 0 | 0.1 |
| Primary Clarifiers & Associated Channels | 169 | 05/15/2003 | 14:36:21 | Basement | Primary Treament Bldg. | | | Grit Tank Drain Fluid Flush Pipe | | | | Solid | Metal | Silver | 0.06 | 0.1 |
| Primary Clarifiers & Associated Channels | 170 | 05/15/2003 | 14:37:31 | Sub-Level | Clarifier Underground Channel | | | Sprinkler Main Pipe | | | | Solid | Metal | Blue | 0.02 | 0.1 |
| Primary Clarifiers & Associated Channels | 171 | 05/15/2003 | 14:39:21 | Sub-Level | Clarifier Underground Channel | | | County Water Pipe | | | | Solid | Metal | Blue | 0 | 0.1 |
| Primary Clarifiers & Associated Channels | 172 | 05/15/2003 | 14:40:50 | Sub-Level | Clarifier Underground Channel | | | Electrical Conduit | | | | Solid | Metal | Silver | 0.02 | 0.1 |
| Primary Clarifiers & Associated Channels | 173 | 05/15/2003 | 14:41:03 | Sub-Level | Clarifier Underground Channel | | | Pipe Support Column | | | | Solid | Metal | Silver | 0.11 | 0.1 |
| Primary Clarifiers & Associated Channels | 174 | 05/15/2003 | 14:41:17 | Sub-Level | Clarifier Underground Channel | | | Pipe Support I-Beam | | | | Solid | Metal | Silver | 0.17 | 0.1 |
| Primary Clarifiers & Associated Channels | 175 | 05/15/2003 | 14:42:17 | Sub-Level | Primary Pump Room #7 | | | Stairs | Railing | | | Solid | Metal | Silver | 0.08 | 0.1 |
| Primary Clarifiers & Associated Channels | 176 | 05/15/2003 | 14:42:36 | Sub-Level | Primary Pump Room #7 | | | Stairs | Tread | | | Solid | Metal | Red | 1.28 | 0.1 |
| Primary Clarifiers & Associated Channels | 177 | 05/15/2003 | 14:42:56 | Sub-Level | Primary Pump Room #7 | | | Stairs | Riser | | | Solid | Metal | Red | 1.18 | 0.1 |
| Primary Clarifiers & Associated Channels | 178 | 05/15/2003 | 14:43:53 | Sub-Level | Primary Pump Room #7 | | | Stairs | Stringer | | | Solid | Metal | Red | 1.05 | 0.1 |

# XRF READINGS

(05/16/03)

Asbestos Lead-based
Paint Inspection
Arlington County Water Pollution Control Plant
May 2003

| Site | XLNo | Date | Time | Floor | Room | Room# | Structure | Str# | Feature | Fea# | Substrate | Color | PbL | Plus/Minus |
|---|---|---|---|---|---|---|---|---|---|---|---|---|---|---|
| Preliminary Treatment Building | 1 | 05/16/2003 | 8:47:09 | 1 | Polymer/Hypoclorite Tank Room | | Door | | | | Metal | Silver | 0 | 0.1 |
| Preliminary Treatment Building | 2 | 05/16/2003 | 8:47:21 | 1 | Polymer/Hypoclorite Tank Room | | Door | Jamb | | | Metal | Silver | 0 | 0.1 |
| Preliminary Treatment Building | 3 | 05/16/2003 | 8:47:37 | 1 | Polymer/Hypoclorite Tank Room | | Protective Post | | | | Metal | Yellow | 0.03 | 0.1 |
| Preliminary Treatment Building | 4 | 05/16/2003 | 8:48:05 | 1 | Polymer/Hypoclorite Tank Room | | Wall | | | | Concrete | Beige | 0 | 0.1 |
| Preliminary Treatment Building | 5 | 05/16/2003 | 8:48:27 | 1 | Polymer/Hypoclorite Tank Room | | Electrical | Conduit | | | Metal | Beige | 0.03 | 0.1 |
| Preliminary Treatment Building | 6 | 05/16/2003 | 8:49:00 | 1 | Polymer/Hypoclorite Tank Room | | Hypo Tank #1 | | Ladder | | Metal | Yellow | 5.09 | 0.1 |
| Preliminary Treatment Building | 7 | 05/16/2003 | 8:49:26 | 1 | Polymer/Hypoclorite Tank Room | | Polymer Tank #3 | | Ladder | | Metal | Yellow | 5.09 | 0.1 |
| Preliminary Treatment Building | 8 | 05/16/2003 | 8:49:41 | 1 | Polymer/Hypoclorite Tank Room | | Polymer Tank #2 | | Ladder | | Metal | Yellow | 5.09 | 0.1 |
| Preliminary Treatment Building | 9 | 05/16/2003 | 8:49:57 | 1 | Polymer/Hypoclorite Tank Room | | Polymer Tank #1 | | Ladder | | Metal | Yellow | 5.09 | 0.1 |
| Preliminary Treatment Building | 10 | 05/16/2003 | 8:50:41 | 1 | Polymer/Hypoclorite Tank Room | | Hypo Tank #1 | | | | Fiberglass | Yellow | 1.94 | 0.1 |
| Preliminary Treatment Building | 11 | 05/16/2003 | 8:51:04 | 1 | Polymer/Hypoclorite Tank Room | | Polymer Tank #3 | | | | Fiberglass | Green | 0.76 | 0.1 |
| Preliminary Treatment Building | 12 | 05/16/2003 | 8:51:44 | 1 | Polymer/Hypoclorite Tank Room | | Polymer Tank #2 | | | | Fiberglass | Green | 0.25 | 0.1 |
| Preliminary Treatment Building | 13 | 05/16/2003 | 8:52:07 | 1 | Polymer/Hypoclorite Tank Room | | Polymer Tank #1 | | | | Fiberglass | Green | 0 | 0.1 |
| Preliminary Treatment Building | 14 | 05/16/2003 | 8:52:41 | 1 | Polymer/Hypoclorite Tank Room | | Foul Air Pipe | | | | Fiberglass | Beige | 5.09 | 0.1 |
| Preliminary Treatment Building | 15 | 05/16/2003 | 8:53:39 | 1 | Polymer/Hypoclorite Tank Room | | Foul Air Pipe | | | | Fiberglass | Beige | 5.09 | 0.1 |
| Preliminary Treatment Building | 16 | 05/16/2003 | 8:55:18 | 1 | Polymer/Hypoclorite Tank Room | | Foul Air Pipe | | | | Fiberglass | Beige | 5.09 | 0.1 |
| Preliminary Treatment Building | 17 | 05/16/2003 | 8:56:22 | 1 | Polymer/Hypoclorite Tank Room | | Primary Clarifier Influent Gate | | Handwheel | | Metal | Gray | 0.05 | 0.1 |
| Preliminary Treatment Building | 18 | 05/16/2003 | 8:56:47 | 1 | Polymer/Hypoclorite Tank Room | | Primary Clarifier Influent Gate | | Handwheel | | Metal | Gray | 0 | 0.1 |
| Preliminary Treatment Building | 19 | 05/16/2003 | 8:57:04 | 1 | Polymer/Hypoclorite Tank Room | | Eyewash Station Pipe | | | | Metal | Yellow | 1.17 | 0.1 |
| Preliminary Treatment Building | 20 | 05/16/2003 | 8:58:11 | 1 | Polymer/Hypoclorite Tank Room | | Grit Turbine Drive Unit #3 | | | Housing | Metal | Gray | 0 | 0.1 |
| Preliminary Treatment Building | 21 | 05/16/2003 | 8:59:05 | 1 | Polymer/Hypoclorite Tank Room | | Grit Turbine Drive Unit #3 | | | Motor | Metal | Gray | 0.08 | 0.1 |
| Preliminary Treatment Building | 22 | 05/16/2003 | 8:59:32 | 1 | Polymer/Hypoclorite Tank Room | | Grit Turbine Drive Unit #1 | | | Housing | Metal | Gray | 0.01 | 0.1 |
| Preliminary Treatment Building | 23 | 05/16/2003 | 8:59:44 | 1 | Polymer/Hypoclorite Tank Room | | Grit Turbine Drive Unit #1 | | | Motor | Metal | Gray | 0.01 | 0.1 |
| Preliminary Treatment Building | 24 | 05/16/2003 | 9:00:31 | 1 | Polymer/Hypoclorite Tank Room | | Compressed Air Pipe | | | | Metal | Green | 0.02 | 0.1 |
| Preliminary Treatment Building | 25 | 05/16/2003 | 9:01:00 | 1 | Polymer/Hypoclorite Tank Room | | Fire Suppression Pipe | | | | Metal | Blue | 0 | 0.1 |
| Preliminary Treatment Building | 26 | 05/16/2003 | 9:01:51 | 1 | Polymer/Hypoclorite Tank Room | | Overhead I-Beam | | | | Metal | Beige | 0 | 0.1 |
| Preliminary Treatment Building | 27 | 05/16/2003 | 9:02:13 | 1 | Polymer/Hypoclorite Tank Room | | Ceiling | Deck | | | Metal | Beige | 0.13 | 0.1 |
| Preliminary Treatment Building | 28 | 05/16/2003 | 9:02:32 | 1 | Polymer/Hypoclorite Tank Room | | Pipe | Hanger | | | Metal | Gray | 0.03 | 0.1 |
| Preliminary Treatment Building | 29 | 05/16/2003 | 9:03:24 | 1 | Polymer/Hypoclorite Tank Room | | Polymer Pump #2 | | | | Metal | Gray | 0.02 | 0.1 |
| Preliminary Treatment Building | 30 | 05/16/2003 | 9:03:38 | 1 | Polymer/Hypoclorite Tank Room | | Polymer Pump #2 | | Motor | | Metal | Gray | 0.01 | 0.1 |
| Preliminary Treatment Building | 31 | 05/16/2003 | 9:04:07 | 1 | Polymer/Hypoclorite Tank Room | | Hypo Pump | | | | Metal | Gray | 0.02 | 0.1 |
| Preliminary Treatment Building | 32 | 05/16/2003 | 9:04:20 | 1 | Polymer/Hypoclorite Tank Room | | Hypo Pump | | Motor | | Metal | Gray | 0 | 0.1 |
| Preliminary Treatment Building | 33 | 05/16/2003 | 9:05:19 | 1 | Stairwell #2 | | Stair | Rail | | | Metal | Silver | 0 | 0.1 |
| Preliminary Treatment Building | 34 | 05/16/2003 | 9:05:33 | 1 | Stairwell #2 | | Stair | Stringer | | | Metal | Silver | 0 | 0.1 |
| Preliminary Treatment Building | 35 | 05/16/2003 | 9:05:46 | 1 | Stairwell #2 | | Stair | Riser | | | Metal | Silver | 0.06 | 0.1 |
| Preliminary Treatment Building | 36 | 05/16/2003 | 9:05:58 | 1 | Stairwell #2 | | Wall | | | | Concrete | Beige | 0 | 0.1 |
| Preliminary Treatment Building | 37 | 05/16/2003 | 9:07:33 | 1 | Screening Room | | Door | | | | Metal | Brown | 0 | 0.1 |
| Preliminary Treatment Building | 38 | 05/16/2003 | 9:07:46 | 1 | Screening Room | | Door | Jamb | | | Metal | Brown | 0 | 0.1 |
| Preliminary Treatment Building | 39 | 05/16/2003 | 9:07:59 | 1 | Screening Room | | Wall | | | | Concrete | Beige | 0 | 0.1 |
| Preliminary Treatment Building | 40 | 05/16/2003 | 9:08:12 | 1 | Screening Room | | Protective Post | | | | Metal | Yellow | 0.01 | 0.1 |
| Preliminary Treatment Building | 41 | 05/16/2003 | 9:08:38 | 1 | Screening Room | | Protective Post | | | | Metal | Yellow | 0.01 | 0.1 |
| Preliminary Treatment Building | 42 | 05/16/2003 | 9:09:03 | 1 | Screening Room | | Protective Post | | | | Metal | Yellow | 0.01 | 0.1 |
| Preliminary Treatment Building | 43 | 05/16/2003 | 9:09:34 | 1 | Screening Room | | Bar Screen | | #1 | | Metal | Gray | 0.17 | 0.1 |
| Preliminary Treatment Building | 44 | 05/16/2003 | 9:09:48 | 1 | Screening Room | | Bar Screen | | #2 | | Metal | Gray | 0 | 0.1 |
| Preliminary Treatment Building | 45 | 05/16/2003 | 9:10:06 | 1 | Screening Room | | Bar Screen | | #3 | | Metal | Gray | 0 | 0.1 |
| Preliminary Treatment Building | 46 | 05/16/2003 | 9:10:27 | 1 | Screening Room | | PEW AWT Flushing Pipe | | | | Metal | Silver | 0 | 0.1 |
| Preliminary Treatment Building | 47 | 05/16/2003 | 9:10:49 | 1 | Screening Room | | Grit Pipe | | | | Metal | Blue | 0.02 | 0.1 |
| Preliminary Treatment Building | 48 | 05/16/2003 | 9:11:43 | 1 | Screening Room | | Scum Concentrator Drain Pipe | | | | Metal | Gray | 0.1 | 0.1 |
| Preliminary Treatment Building | 49 | 05/16/2003 | 9:13:26 | 1 | Screening Room | | Scum Concentrator | | | | Metal | Gray | 0.01 | 0.1 |
| Preliminary Treatment Building | 50 | 05/16/2003 | 9:13:40 | 1 | Screening Room | | Scum Concentrator | | Mezzanine Support | | Metal | Silver | 0.01 | 0.1 |
| Preliminary Treatment Building | 51 | 05/16/2003 | 9:14:37 | 1 | Screening Room | | Scum Concentrator | | I-Beam Support | | Metal | Gray | 0 | 0.1 |
| Preliminary Treatment Building | 52 | 05/16/2003 | 9:15:35 | 1 | Screening Room | | Foul Air Pipe | | | | Fiberglass | Beige | 5.09 | 0.1 |
| Preliminary Treatment Building | 53 | 05/16/2003 | 9:17:21 | 1 | Screening Room | | Scum Concentrator | | Mezzanine Ladder | | Metal | Silver | 0 | 0.1 |
| Preliminary Treatment Building | 54 | 05/16/2003 | 9:18:09 | 1 | Screening Room | | Influent Gate | | Valve #1 | | Metal | Gray | 0.03 | 0.1 |
| Preliminary Treatment Building | 55 | 05/16/2003 | 9:18:30 | 1 | Screening Room | | Influent Gate | | valve #2 | | Metal | Gray | 0.03 | 0.1 |
| Preliminary Treatment Building | 56 | 05/16/2003 | 9:18:51 | 1 | Screening Room | | Grit Classifier Drain Pipe | | | | Metal | Silver | 0.09 | 0.1 |
| Preliminary Treatment Building | 57 | 05/16/2003 | 9:26:08 | 2 | Screening Room | | Door | | | | Metal | Gray | 0 | 0.1 |
| Preliminary Treatment Building | 58 | 05/16/2003 | 9:26:21 | 2 | Screening Room | | Door | Jamb | | | Metal | Beige | 0.01 | 0.1 |
| Preliminary Treatment Building | 59 | 05/16/2003 | 9:26:35 | 2 | Screening Room | | Wall | | | | Concrete | Beige | 0 | 0.1 |
| Preliminary Treatment Building | 60 | 05/16/2003 | 9:27:13 | 2 | Screening Room | | Foul Air Pipe | | | | Metal | Gray | 5.09 | 0.1 |
| Preliminary Treatment Building | 61 | 05/16/2003 | 9:28:17 | 2 | Screening Room | | Grit Turbine Screw Motor | | | | Metal | Gray | 0 | 0.1 |
| Preliminary Treatment Building | 62 | 05/16/2003 | 9:28:34 | 2 | Screening Room | | Grit Pipe | | | | Metal | Silver | 0.01 | 0.1 |

Asbestos Lead-based
Paint Inspection
Arlington County Water Pollution Control Plant
May 2003

| Site | XLNo | Date | Time | Floor | Room | Room# | Structure | Str# | Feature | Fea# | Substrate | Color | PbL | Plus/Minus |
|---|---|---|---|---|---|---|---|---|---|---|---|---|---|---|
| Preliminary Treatment Building | 63 | 05/16/2003 | 9:28:47 | 2 | Screening Room | | Grit Classifier Drain Pipe | | | | Metal | Silver | 0 | 0.1 |
| Preliminary Treatment Building | 64 | 05/16/2003 | 9:29:06 | 2 | Screening Room | | Roof Drain Pipe | | | | Metal | Black | 5.09 | 0.1 |
| Preliminary Treatment Building | 65 | 05/16/2003 | 9:30:11 | 2 | Screening Room | | Fire Suppression Pipe | | | | Metal | Blue | 0 | 0.1 |
| Preliminary Treatment Building | 66 | 05/16/2003 | 9:31:34 | 2 | Screening Room | | Hoist I-Beam | | | | Metal | Yellow | 0.66 | 0.1 |
| Preliminary Treatment Building | 67 | 05/16/2003 | 9:31:58 | 2 | Screening Room | | Overhead I-Beam | | Support | | Metal | Beige | 0.01 | 0.1 |
| Preliminary Treatment Building | 68 | 05/16/2003 | 9:32:10 | 2 | Screening Room | | Ceiling | Deck | | | Metal | Beige | 0 | 0.1 |
| Preliminary Treatment Building | 69 | 05/16/2003 | 9:33:22 | 2 | Stairwell #3 | | Stair | Rail | | | Metal | Silver | 0 | 0.1 |
| Preliminary Treatment Building | 70 | 05/16/2003 | 9:33:37 | 2 | Stairwell #3 | | Stair | Stringer | | | Metal | Silver | 0.01 | 0.1 |
| Preliminary Treatment Building | 71 | 05/16/2003 | 9:33:52 | 2 | Stairwell #3 | | Stair | Riser | | | Metal | Silver | 0 | 0.1 |
| Preliminary Treatment Building | 72 | 05/16/2003 | 9:34:35 | 2 | Stairwell #3 | | Roof Drain Pipe | | | | Metal | Black | 5.09 | 0.1 |
| Preliminary Treatment Building | 73 | 05/16/2003 | 9:35:42 | 2 | Hallway | | Window | Casing | | | Metal | Gray | 0 | 0.1 |
| Preliminary Treatment Building | 74 | 05/16/2003 | 9:35:54 | 2 | Hallway | | Wall | | | | Concrete | Blue | 0 | 0.1 |
| Preliminary Treatment Building | 75 | 05/16/2003 | 9:36:07 | 2 | Hallway | | Wall | | | | Drywall | Blue | 0.14 | 0.1 |
| Preliminary Treatment Building | 76 | 05/16/2003 | 9:36:18 | 2 | Hallway | | Door | Jamb | Electrical Room | | Metal | Gray | 0 | 0.1 |
| Preliminary Treatment Building | 77 | 05/16/2003 | 9:36:54 | 2 | Hallway | | Door | Jamb | Lunchroom | | Metal | Gray | 0 | 0.1 |
| Preliminary Treatment Building | 78 | 05/16/2003 | 9:37:19 | 2 | Lunch Room | | Wall | | | | Drywall | Blue | 0 | 0.1 |
| Preliminary Treatment Building | 79 | 05/16/2003 | 9:37:43 | 2 | Boiler Room | | Door | | | | Metal | Gray | 0.01 | 0.1 |
| Preliminary Treatment Building | 80 | 05/16/2003 | 9:37:56 | 2 | Boiler Room | | Door | Jamb | | | Metal | Gray | 0.02 | 0.1 |
| Preliminary Treatment Building | 81 | 05/16/2003 | 9:38:08 | 2 | Boiler Room | | Wall | | | | Concrete | Beige | 0 | 0.1 |
| Preliminary Treatment Building | 82 | 05/16/2003 | 9:39:05 | 2 | Boiler Room | | Large Hot Water Heater | | | | Metal | Gray | 0.01 | 0.1 |
| Preliminary Treatment Building | 83 | 05/16/2003 | 9:39:20 | 2 | Boiler Room | | Small Hot Water Heater | | | | Metal | Beige | 0 | 0.1 |
| Preliminary Treatment Building | 84 | 05/16/2003 | 9:40:05 | 2 | Boiler Room | | Electrical | Conduit | | | Metal | Gray | 0.02 | 0.1 |
| Preliminary Treatment Building | 85 | 05/16/2003 | 9:40:56 | 2 | Mens Bathroom | | Wall | | | | Drywall | Beige | 0.37 | 0.1 |
| Preliminary Treatment Building | 86 | 05/16/2003 | 9:41:09 | 2 | Mens Bathroom | | Door | Jamb | | | Metal | Gray | 0.04 | 0.1 |
| Preliminary Treatment Building | 87 | 05/16/2003 | 9:41:39 | 2 | Electrical Room | | Wall | | | | Drywall | Beige | 0 | 0.1 |
| Preliminary Treatment Building | 88 | 05/16/2003 | 9:41:50 | 2 | Electrical Room | | Door | Jamb | | | Metal | Gray | 0 | 0.1 |
| Preliminary Treatment Building | 89 | 05/16/2003 | 9:42:04 | 2 | Electrical Room | | Wall | | | | Concrete | Beige | 0.06 | 0.1 |
| Preliminary Treatment Building | 90 | 05/16/2003 | 9:42:16 | 2 | Electrical Room | | Electrical | Conduit | | | Metal | Beige | 0.05 | 0.1 |
| Preliminary Treatment Building | 91 | 05/16/2003 | 9:42:32 | 2 | Electrical Room | | Electrical | Panel | | | Metal | Unknown | 0 | 0.1 |
| Preliminary Treatment Building | 92 | 05/16/2003 | 9:43:08 | 2 | Control Room | | Wall | | | | Drywall | Blue | 0 | 0.1 |
| Preliminary Treatment Building | 93 | 05/16/2003 | 9:43:20 | 2 | Control Room | | Door | Jamb | | | Metal | Gray | 0 | 0.1 |
| Preliminary Treatment Building | 94 | 05/16/2003 | 9:43:35 | 2 | Control Room | | Wall | | | | Concrete | Blue | 0 | 0.1 |
| Preliminary Treatment Building | 95 | 05/16/2003 | 9:43:51 | 2 | Control Room | | Control Panel | | | | Metal | Blue | 0 | 0.1 |

# ATTACHMENT II

Asbestos Analytical Results

# ENVIRONMENTAL HAZARDS SERVICES, L.L.C.

7469 WHITE PINE ROAD - RICHMOND, VA 23237
804-275-4788 FAX 804-275-4907


## BULK ASBESTOS SAMPLE ANALYSIS SUMMARY

**CLIENT:** Abatement Monitoring & Inspection Services
ATTN: Sean Costello, C.I.H.
P.O. Box 26905
Richmond, VA 23261

**DATE OF RECEIPT:** 08 MAY 2003
**DATE OF ANALYSIS:** 09 MAY 2003
**DATE OF REPORT:** 09 MAY 2003

**CLIENT NUMBER:** 48-1202 B
**EHS PROJECT #:** 05-03-1124
**PROJECT:** Arlington WPCP; Blower Bldg

| EHS SAMPLE # | CLIENT SAMPLE #/ LABORATORY GROSS DESCRIPTION | % ASBESTOS | OTHER MATERIALS |
|---|---|---|---|
| 01 | 55-1/<br>Brown Vinyl | 2% Chrysotile<br>2% Total Asbestos | 98% Non-Fibrous |
| 02 | 55-2/<br>Brown Vinyl | 2% Chrysotile<br>2% Total Asbestos | 98% Non-Fibrous |
| 03 | 55-3/<br>White Powder; Gray Fib. | NAD | 30% Cellulose<br>40% Fibrous Glass<br>30% Non-Fibrous |
| 04 | 55-4/<br>White Powder; Brown Fib. | NAD | 40% Cellulose<br>30% Fibrous Glass<br>30% Non-Fibrous |
| 05 | 55-5/<br>Gray Fib.; Powder | NAD | 40% Fibrous Glass<br>60% Non-Fibrous |
| 06 | 55-6/<br>Brown Rubber-Like | NAD | 100% Non-Fibrous |
| 07 | 55-7/<br>Gray Putty | NAD | 100% Non-Fibrous |
| 08 | 55-8/<br>White Powder; Brown Fib. | NAD | 40% Cellulose<br>30% Fibrous Glass<br>30% Non-Fibrous |

# ENVIRONMENTAL HAZARDS SERVICES, L.L.C.

**CLIENT NUMBER:** 48-1202 B
**EHS PROJECT #:** 05-03-1124
**PROJECT:** Arlington WPCP; Blower Bldg

| | |
|---|---|
| **QC SAMPLE:** | M1-1998-2 |
| **QC BLANK:** | SRM 1866 Fiberglass |
| **REPORTING LIMIT:** | 1% Asbestos |
| **METHOD:** | Polarized Light Microscopy, EPA Method 600/R-93/116 * |
| **ANALYST:** | Laura Holder |

**Reviewed By Authorized Signatory:** Michael A. Mueller

*Howard Varner, Laboratory Director*
*Irma Faszewski, Quality Assurance Coordinator*
*David Xu, MS, Senior Chemist*
*Feng Jiang, MS, Senior Geologist*
*Michael A. Mueller, Quality Assurance Manager*

Results represent the analysis of samples submitted by the client. Sample location, description, area, volume, etc., was provided by the client. This report cannot be used by the client to claim product endorsement by NVLAP or any agency of the U.S. Government. This report shall not be reproduced except in full, without the written consent of Environmental Hazards Services, L.L.C. California Certification #2319 NY ELAP #11714. All information concerning sampling location, date, and time can be found on Chain-of-Custody. Environmental Hazards Services, L.L.C. does not perform any sample collection.

Environmental Hazards Services, L.L.C. recommends reanalysis by point count (for more accurate quantification) or Transmission Electron Microscopy (TEM), for enhanced detection capabilities) for materials regulated by the EPA NESHAP (National Emission Standards for Hazardous Air Pollutants) and found to contain less than ten percent (<10%) asbestos by polarized light microscopy (PLM). Both services are available for an additional fee.

* All California samples analyzed by Polarized Light Microscopy, EPA Method 600/M4-82-020, Dec. 1982.

**LEGEND** NAD = no asbestos detected
SCF = suspected ceramic fibers

plm1.dot/07JAN2002/ lmb

EHS 05-03-1124

ENVIRONMENTAL HAZARDS SERVICES, L.L.C.

7469 Whitepine Road Richmond, Virginia 23237 Phone (804) 275-4788 Fax (804) 275-4907

8 PLM

# CHAIN OF CUSTODY FORM

**Company Name:** AMIS, INC.
**Date:** 5-5-03
**Address:** P.O. BOX 26905
**Contact Name:** Sean Costello
**City, State, Zip:** Richmond, VA 23261
**Sampler Name:** same
**EHS Client Account #:**
**Project #:** Arlington WPCP Blower Bldg
**Phone #:**
**Fax #:** (804) 276-6575
**P.O. #:**

| Sample Number | Sample Date & Time | Asbestos: Bulk ID by PLM | Asbestos: (PCM) Fiber Count | Asbestos: PLM Point Count | Asbestos: PLM Gravimetric | Asbestos: TEM AHERA (Air) | Asbestos: TEM Chatfield (Bulk) | Lead: Air | Lead: Paint (%) | Lead: Paint (PPM) | Lead: Paint (mg/cm²) | Lead: Soil | Lead: Wipe * (See Note) | Lead: TCLP (Pb) | Lead: Waste Water | Other Metals (Specify metals below): TCLP RCRA 8 | Other Metals: Welding Fume | Other Metals: Toxic Metal Profile | Other Metals: | Other Metals: | Indoor Air Quality: Biocassette | Indoor Air Quality: Slide | Indoor Air Quality: Surface Swab | Indoor Air Quality: Surface Tape | Indoor Air Quality: Bulk | Air Volume (L) OR Wipe Area (ft²) OR Scrape Area(cm²) | Comments |
|---|---|---|---|---|---|---|---|---|---|---|---|---|---|---|---|---|---|---|---|---|---|---|---|---|---|---|---|
| 55-1 | 5-5-03 | X | | | | | | | | | | | | | | | | | | | | | | | | 100 sf | Sound Rm Floor Tile (12") |
| -2 | | | | | | | | | | | | | | | | | | | | | | | | | | 1,200 sf | DC-2 Floor Tile " |
| -3 | | | | | | | | | | | | | | | | | | | | | | | | | | 1'x1' CT | 4400 sf. ceiling Tile |
| -4 | | | | | | | | | | | | | | | | | | | | | | | | | | 1,200 sf | DC-2 2x2 ceiling Tile |
| -5 | | | | | | | | | | | | | | | | | | | | | | | | | | 1 sf | Insul. around basement drain |
| -6 | | | | | | | | | | | | | | | | | | | | | | | | | | | Door Caulk |
| -7 | | | | | | | | | | | | | | | | | | | | | | | | | | | Window Caulk (ext) |
| -8 | | | | | | | | | | | | | | | | | | | | | | | | | | 2,150 sf | 2'x2' Ceiling Tile (West) |

Particulate: Total Nuisance (NIOSH 0500) ☐ Respirable (NIOSH 0600) ☐

AB 5/8/03

* Do wipe samples submitted meet ASTM E1792 requirements? Yes ☐ No ☐

| | | |
|---|---|---|
| Released by: Sean Costello | Signature: Sean Costello | Date/Time: 5-5-03 |
| Received by: | Signature: S Holland | Date/Time: 5-8-03 10:00 |
| Released by: | Signature: | Date/Time: |
| Received by: | Signature: | Date/Time: |

# ENVIRONMENTAL HAZARDS SERVICES, L.L.C.

7469 WHITE PINE ROAD - RICHMOND, VA 23237
804-275-4788 FAX 804-275-4907


## BULK ASBESTOS SAMPLE ANALYSIS SUMMARY

**CLIENT:** Abatement Monitoring & Inspection Services
ATTN: Sean Costello, C.I.H.
P.O. Box 26905
Richmond, VA 23261

**DATE OF RECEIPT:** 08 MAY 2003
**DATE OF ANALYSIS:** 09 MAY 2003
**DATE OF REPORT:** 09 MAY 2003

**CLIENT NUMBER:** 48-1202 B
**EHS PROJECT #:** 05-03-1123
**PROJECT:** Arlington WPCP; ASE Pump Station and 1ST Step Lime Reactor Tanks

| EHS SAMPLE # | CLIENT SAMPLE #/ LABORATORY GROSS DESCRIPTION | % ASBESTOS | OTHER MATERIALS |
|---|---|---|---|
| 01 | 55-9/ Gray Putty-Like | NAD | 100% Non-Fibrous |
| 02 | 55-10/ Brown Fib. | NAD | 70% Cellulose<br>30% Non-Fibrous |
| 03 | 55-11/ Gray Rubber-Like | NAD | 100% Non-Fibrous |
| 04 | 55-12/ Brown Fib. | NAD | 90% Fibrous Glass<br>10% Non-Fibrous |
| 05 | 55-13/ Gray Rubber-Like | NAD | 100% Non-Fibrous |
| 06 | 55-14/ Gray Rubber-Like | NAD | 100% Non-Fibrous |

**QC SAMPLE:** M1-1998-2

**QC BLANK:** SRM 1866 Fiberglass

**REPORTING LIMIT:** 1% Asbestos

**METHOD:** Polarized Light Microscopy, EPA Method 600/R-93/116 *

**ANALYST:** Laura Holder

**Reviewed By Authorized Signatory:**

*Howard Varner, Laboratory Director*
*Irma Faszewski, Quality Assurance Coordinator*
*David Xu, MS, Senior Chemist*
*Feng Jiang, MS, Senior Geologist*
*Michael A. Mueller, Quality Assurance Manager*

# ENVIRONMENTAL HAZARDS SERVICES, L.L.C.

**CLIENT NUMBER:** 48-1202 B
**EHS PROJECT #:** 05-03-1123
**PROJECT:** Arlington WPCP; ASE Pump Station and 1ST Step Lime Reactor Tanks

Results represent the analysis of samples submitted by the client. Sample location, description, area, volume, etc., was provided by the client. This report cannot be used by the client to claim product endorsement by NVLAP or any agency of the U.S. Government. This report shall not be reproduced except in full, without the written consent of Environmental Hazards Services, L.L.C. California Certification #2319 NY ELAP #11714. All information concerning sampling location, date, and time can be found on Chain-of-Custody. Environmental Hazards Services, L.L.C. does not perform any sample collection.

Environmental Hazards Services, L.L.C. recommends reanalysis by point count (for more accurate quantification) or Transmission Electron Microscopy (TEM), for enhanced detection capabilities) for materials regulated by the EPA NESHAP (National Emission Standards for Hazardous Air Pollutants) and found to contain less than ten percent (<10%) asbestos by polarized light microscopy (PLM). Both services are available for an additional fee.

* All California samples analyzed by Polarized Light Microscopy, EPA Method 600/M4-82-020, Dec. 1982.

**LEGEND** NAD = no asbestos detected
SCF = suspected ceramic fibers

plm1.dot/07JAN2002/pd

EHS 05-03-1123

ENVIRONMENTAL HAZARDS SERVICES, L.L.C.

7469 Whitepine Road Richmond, Virginia 23237 Phone (804) 275-4788 Fax (804) 275-4907

Co PLM

# CHAIN OF CUSTODY FORM

**Company Name:** AMIS, INC.
**Date:** 5-5-03
**Address:** P.O. Box 26905
**Contact Name:** Sean Costello
**City, State, Zip:** Richmond, VA 23261
**Sampler Name:** same
**EHS Client Account #:**
**Project #:** Arlington WPCP ASE Pump Station and 1st Step Lime Reactor Tanks
**Phone # :**
**Fax #:** (804) 276-6575
**P.O. #:**

| | Sample Number | Sample Date & Time | Asbestos: Bulk ID by PLM | Asbestos: (PCM) Fiber Count | Asbestos: PLM Point Count | Asbestos: PLM Gravimetric | Asbestos: TEM AHERA (Air) | Asbestos: TEM Chatfield (Bulk) | Lead: Air | Lead: Paint (%) | Lead: Paint (PPM) | Lead: Paint (mg/cm²) | Lead: Soil | Lead: Wipe * (See Note) | Lead: TCLP (Pb) | Lead: Waste Water | Other Metals (Specify metals below): TCLP RCRA 8 | Other Metals: Welding Fume | Other Metals: Toxic Metal Profile | Other Metals | Other Metals | Indoor Air Quality: Biocassette | Indoor Air Quality: Slide | Indoor Air Quality: Surface Swab | Indoor Air Quality: Surface Tape | Indoor Air Quality: Bulk | Air Volume (L) OR Wipe Area (ft²) OR Scrape Area(cm²) | Comments | |
|---|---|---|---|---|---|---|---|---|---|---|---|---|---|---|---|---|---|---|---|---|---|---|---|---|---|---|---|---|---|
| 1 | 55-9 | 5-5-03 | X | | | | | | | | | | | | | | | | | | | | | | | | ASE | Pipe Penetration Putty | |
| 2 | -10 | ↓ | ↓ | | | | | | | | | | | | | | | | | | | | | | | | ASE | Gasket: #4 pump pipe | |
| 3 | -11 | | | | | | | | | | | | | | | | | | | | | | | | | | Elect. Rm | Window Caulk | LRT |
| 4 | -12 | | | | | | | | | | | | | | | | | | | | | | | | | | 1A - 3A | Motor Hot Insul. | (Wall) LRT |
| 5 | -13 | | | | | | | | | | | | | | | | | | | | | | | | | | Window Caulk | Distr. Chamber | LRT |
| 6 | -14 | ↓ | ↓ | | | | | | | | | | | | | | | | | | | | | | | | Door ↓ | ↓ ↓ | LRT |
| 7 | 5/6/03 | | | | | | | | | | | | | | | | | | | | | | | | | | | | |

* Do wipe samples submitted meet ASTM E1792 requirements? Yes ☐ No ☐

| | | |
|---|---|---|
| Released by: Sean Costello | Signature: [signature] | Date/Time: 5-5-03 |
| Received by: | Signature: [signature] | Date/Time: 5.8.03 10:00 |
| Released by: | Signature: | Date/Time: |
| Received by: | Signature: | Date/Time: |

# ENVIRONMENTAL HAZARDS SERVICES, L.L.C.

7469 WHITE PINE ROAD - RICHMOND, VA 23237
804-275-4788 FAX 804-275-4907


## BULK ASBESTOS SAMPLE ANALYSIS SUMMARY

**CLIENT:** Abatement Monitoring & Inspection Services
ATTN: Sean Costello, C.I.H.
P.O. Box 26905
Richmond, VA 23261

**DATE OF RECEIPT:** 08 MAY 2003
**DATE OF ANALYSIS:** 09 MAY 2003
**DATE OF REPORT:** 09 MAY 2003

**CLIENT NUMBER:** 48-1202 B
**EHS PROJECT #:** 05-03-1122
**PROJECT:** Arlington WPCP; 2ND Step Lime Reactor Tanks & Lime Sludge Thickener

| EHS SAMPLE # | CLIENT SAMPLE #/ LABORATORY GROSS DESCRIPTION | % ASBESTOS | OTHER MATERIALS |
|---|---|---|---|
| 01 | 56-15/ Gray Rubber-Like | NAD | 100% Non-Fibrous |
| 02 | 56-16/ Brown Fib. | NAD | 90% Fibrous Glass<br>10% Non-Fibrous |
| 03 | 56-17/ Gray Rubber-Like | NAD | 100% Non-Fibrous |
| 04 | 56-18/ Black/Brown Fib. | NAD | 70% Fibrous Glass<br>30% Non-Fibrous |
| 05 | 56-19/ Black Tar-Like; Fib. | 5% Chrysotile<br>5% Total Asbestos | 30% Cellulose<br>65% Non-Fibrous |

**QC SAMPLE:** M1-1998-2

**QC BLANK:** SRM 1866 Fiberglass

**REPORTING LIMIT:** 1% Asbestos

**METHOD:** Polarized Light Microscopy, EPA Method 600/R-93/116 *

**ANALYST:** Laura Holder

**Reviewed By Authorized Signatory:** Michael A. Mueller

*Howard Varner, Laboratory Director*
*Irma Faszewski, Quality Assurance Coordinator*
*David Xu, MS, Senior Chemist*
*Feng Jiang, MS, Senior Geologist*
*Michael A. Mueller, Quality Assurance Manager*

# ENVIRONMENTAL HAZARDS SERVICES, L.L.C.

**CLIENT NUMBER:** 48-1202 B
**EHS PROJECT #:** 05-03-1122
**PROJECT:** Arlington WPCP; 2ND Step Lime Reactor Tanks & Lime Sludge Thickener

Results represent the analysis of samples submitted by the client. Sample location, description, area, volume, etc., was provided by the client. This report cannot be used by the client to claim product endorsement by NVLAP or any agency of the U.S. Government. This report shall not be reproduced except in full, without the written consent of Environmental Hazards Services, L.L.C. California Certification #2319 NY ELAP #11714. All information concerning sampling location, date, and time can be found on Chain-of-Custody. Environmental Hazards Services, L.L.C. does not perform any sample collection.

Environmental Hazards Services, L.L.C. recommends reanalysis by point count (for more accurate quantification) or Transmission Electron Microscopy (TEM), for enhanced detection capabilities) for materials regulated by the EPA NESHAP (National Emission Standards for Hazardous Air Pollutants) and found to contain less than ten percent (<10%) asbestos by polarized light microscopy (PLM). Both services are available for an additional fee.

* All California samples analyzed by Polarized Light Microscopy, EPA Method 600/M4-82-020, Dec. 1982.

**LEGEND** NAD = no asbestos detected
SCF = suspected ceramic fibers

plm1.dot/07JAN2002/pd

**EHS 05-03-1122**

ENVIRONMENTAL HAZARDS SERVICES, L.L.C.
7469 Whitepine Road Richmond, Virginia 23237 Phone (804) 275-4788 Fax (804) 275-4907

5 PLM

# CHAIN OF CUSTODY FORM

**Company Name:** AMIS, INC.
**Address:** P.O. Box 26905
**City, State, Zip:** Richmond, VA 23261
**EHS Client Account #:**
**Phone # :**
**Fax #:** (804) 276-6575
**P.O. #:**

**Date:** 5-6-03
**Contact Name:** Sean Costello
**Sampler Name:** same
**Project #:** Arlington WPCP 2nd Step Lime Reactor Tanks & Lime Sludge thickener

| Sample Number | Sample Date & Time | Asbestos: Bulk ID by PLM | Asbestos: (PCM) Fiber Count | Asbestos: PLM Point Count | Asbestos: PLM Gravimetric | Asbestos: TEM AHERA (Air) | Asbestos: TEM Chatfield (Bulk) | Lead: Air | Lead: Paint (%) | Lead: Paint (PPM) | Lead: Paint (mg/cm²) | Lead: Soil | Lead: Wipe * (See Note) | Lead: TCLP (Pb) | Lead: Waste Water | Other Metals (Specify metals below): TCLP RCRA 8 | Other Metals: Welding Fume | Other Metals: Toxic Metal Profile | Other Metals: | Other Metals: | Indoor Air Quality: Biocassette | Indoor Air Quality: Slide | Indoor Air Quality: Surface Swab | Indoor Air Quality: Surface Tape | Indoor Air Quality: Bulk | Air Volume (L) OR Wipe Area (ft²) OR Scrape Area(cm²) | Comments |
|---|---|---|---|---|---|---|---|---|---|---|---|---|---|---|---|---|---|---|---|---|---|---|---|---|---|---|---|
| 1-5 56-15 | 5-6-03 | X | | | | | | | | | | | | | | | | | | | | | | | | LRT | Window caulk - Elect Rm. |
| 5/6/03 -16 | | | | | | | | | | | | | | | | | | | | | | | | | | LRT | Motor Hut Insul. |
| -17 | | | | | | | | | | | | | | | | | | | | | | | | | | LRT | Distr. Chamber Window Caulk |
| -18 | | | | | | | | | | | | | | | | | | | | | | | | | | | Duct Flex Connector |
| -19 | | | | | | | | | | | | | | | | | | | | | | | | | | 2 X 15" | Effluent pipe covering |

* Do wipe samples submitted meet ASTM E1792 requirements? Yes ☐ No ☐

| | | |
|---|---|---|
| Released by: Sean Costello | Signature: Sean Costello | Date/Time: 5-6-03 |
| Received by: | Signature: [illegible] | Date/Time: 5-8-03 10:00 |
| Released by: | Signature: | Date/Time: |
| Received by: | Signature: | Date/Time: |

# ENVIRONMENTAL HAZARDS SERVICES, L.L.C.

7469 WHITE PINE ROAD - RICHMOND, VA 23237
804-275-4788 FAX 804-275-4907


## BULK ASBESTOS SAMPLE ANALYSIS SUMMARY

**CLIENT:** Abatement Monitoring & Inspection Services
ATTN: Sean Costello, C.I.H.
P.O. Box 26905
Richmond, VA 23261

**DATE OF RECEIPT:** 08 MAY 2003
**DATE OF ANALYSIS:** 09 MAY 2003
**DATE OF REPORT:** 09 MAY 2003

**CLIENT NUMBER:** 48-1202 B
**EHS PROJECT #:** 05-03-1121
**PROJECT:** Arlington WPCP; Lime Solids Handling

| EHS SAMPLE # | CLIENT SAMPLE #/ LABORATORY GROSS DESCRIPTION | % ASBESTOS | OTHER MATERIALS |
|---|---|---|---|
| 01 | 56-20/ White Powder; Yellow Fib. | NAD | 5% Fibrous Glass<br>95% Non-Fibrous |
| 02 | 56-21/ Gray Powder; Fib. | NAD | 40% Fibrous Glass<br>60% Non-Fibrous |
| 03 | 56-22/ Gray Powder; Fib. | NAD | 10% Fibrous Glass<br>90% Non-Fibrous |
| 04 | 56-23/ Gray Powder; Fib. | NAD | 40% Fibrous Glass<br>60% Non-Fibrous |
| 05 | 56-24/ White Powder; Fib. | NAD | 20% Cellulose<br>80% Non-Fibrous |
| 06 | 56-25/ Gray Powder; Fib. | NAD | 20% Cellulose<br>80% Non-Fibrous |
| 07 | 56-26/ Black Rubbery; White Fib. | 3% Chrysotile<br>3% Total Asbestos | 7% Cellulose<br>90% Non-Fibrous |
| 08 | 56-27/ Gray Powder; Fib. | NAD | 20% Cellulose<br>20% Fibrous Glass<br>60% Non-Fibrous |
| 09 | 56-28/ Gray Powder; Fib. | NAD | 20% Cellulose<br>10% Fibrous Glass<br>70% Non-Fibrous |
| 10 | 56-29/ White Fib.; Black Rubbery | NAD | 30% Fibrous Glass<br>70% Non-Fibrous |
| 11 | 56-30/ White Powder; Fib. | NAD | 20% Cellulose<br>80% Non-Fibrous |
| 12 | 56-31/ Gray Powder; Brown Fib. | NAD | 20% Cellulose<br>20% Fibrous Glass<br>60% Non-Fibrous |

# ENVIRONMENTAL HAZARDS SERVICES, L.L.C.

**CLIENT NUMBER:** 48-1202 B
**EHS PROJECT #:** 05-03-1121
**PROJECT:** Arlington WPCP; Lime Solids Handling

| | |
|---|---|
| **QC SAMPLE:** | M2-1998-1 |
| **QC BLANK:** | SRM 1866 Fiberglass |
| **REPORTING LIMIT:** | 1% Asbestos |
| **METHOD:** | Polarized Light Microscopy, EPA Method 600/R-93/116 * |
| **ANALYST:** | Feng Jiang, M.S. |

**Reviewed By Authorized Signatory:** Michael A. Mueller

*Howard Varner, Laboratory Director*
*Irma Faszewski, Quality Assurance Coordinator*
*David Xu, MS, Senior Chemist*
*Feng Jiang, MS, Senior Geologist*
*Michael A. Mueller, Quality Assurance Manager*

Results represent the analysis of samples submitted by the client. Sample location, description, area, volume, etc., was provided by the client. This report cannot be used by the client to claim product endorsement by NVLAP or any agency of the U.S. Government. This report shall not be reproduced except in full, without the written consent of Environmental Hazards Services, L.L.C. California Certification #2319 NY ELAP #11714. All information concerning sampling location, date, and time can be found on Chain-of-Custody. Environmental Hazards Services, L.L.C. does not perform any sample collection.

Environmental Hazards Services, L.L.C. recommends reanalysis by point count (for more accurate quantification) or Transmission Electron Microscopy (TEM), for enhanced detection capabilities) for materials regulated by the EPA NESHAP (National Emission Standards for Hazardous Air Pollutants) and found to contain less than ten percent (<10%) asbestos by polarized light microscopy (PLM). Both services are available for an additional fee.

* All California samples analyzed by Polarized Light Microscopy, EPA Method 600/M4-82-020, Dec. 1982.

**LEGEND** NAD = no asbestos detected
SCF = suspected ceramic fibers

plm1.dot/07JAN2002/ lmb

pg 1 of 2

**EHS 05-03-1121**

ENVIRONMENTAL HAZARDS SERVICES, L.L.C.
7469 Whitepine Road Richmond, Virginia 23237 Phone (804) 275-4788 Fax (804) 275-4907

12 PLM

# CHAIN OF CUSTODY FORM

**Company Name:** AMIS, INC.
**Address:** P.O. BOX 26905
**City, State, Zip:** Richmond, VA 23261
**EHS Client Account #:**
**Phone # :**
**Fax #:** (804) 276-6575
**P.O. #:**

**Date:** 5-6-03
**Contact Name:** Sean Costello
**Sampler Name:** same
**Project #:** Arlington WPCP Lime Solids Handling

| Sample Number | Sample Date & Time | Asbestos: Bulk ID by PLM | Asbestos: (PCM) Fiber Count | Asbestos: PLM Point Count | Asbestos: PLM Gravimetric | Asbestos: TEM AHERA (Air) | Asbestos: TEM Chatfield (Bulk) | Lead: Air | Lead: Paint (%) | Lead: Paint (PPM) | Lead: Paint (mg/cm²) | Lead: Soil | Lead: Wipe * (See Note) | Lead: TCLP (Pb) | Lead: Waste Water | Other Metals (Specify metals below): TCLP RCRA 8 | Other Metals: Welding Fume | Other Metals: Toxic Metal Profile | Other Metals: | Other Metals: | Indoor Air Quality: Biocassette | Indoor Air Quality: Slide | Indoor Air Quality: Surface Swab | Indoor Air Quality: Surface Tape | Indoor Air Quality: Bulk | Air Volume (L) OR Wipe Area (ft²) OR Scrape Area(cm²) | Comments |
|---|---|---|---|---|---|---|---|---|---|---|---|---|---|---|---|---|---|---|---|---|---|---|---|---|---|---|---|
| 56 - 20 | 5-6-03 | X | | | | | | | | | | | | | | | | | | | | | | | | | pipe insul. end sealant |
| - 21 | | | | | | | | | | | | | | | | | | | | | | | | | | (4) | Hopper INSUL. |
| - 22 | | | | | | | | | | | | | | | | | | | | | | | | | | (2) | Hopper Base Insul |
| - 23 | | | | | | | | | | | | | | | | | | | | | | | | | | | Exh. duct Insul. |
| - 24 | | | | | | | | | | | | | | | | | | | | | | | | | | | ↓ ↓ ↓ |
| - 25 | | | | | | | | | | | | | | | | | | | | | | | | | | (2) | Exh. Fan Housing Insul. |
| - 26 | | | | | | | | | | | | | | | | | | | | | | | | | | (3) | Exh. Duct Flex connectors |
| - 27 | | | | | | | | | | | | | | | | | | | | | | | | | | | Exh. Duct Insul. |
| - 28 | | | | | | | | | | | | | | | | | | | | | | | | | | | Furnace Stack Insul. |
| - 29 | | | | | | | | | | | | | | | | | | | | | | | | | | | Mezz Fan Duct Connector |

Particulate: Total Nuisance (NIOSH 0500) ☐ Respirable (NIOSH 0600) ☐

1-M 5/8/03

* Do wipe samples submitted meet ASTM E1792 requirements? Yes ☐ No ☐

| | | |
|---|---|---|
| Released by: Sean Costello | Signature: [signature] | Date/Time: 5-6-03 |
| Received by: | Signature: [signature] | Date/Time: 5-8-03 10:00 |
| Released by: | Signature: | Date/Time: |
| Received by: | Signature: | Date/Time: |

ENVIRONMENTAL HAZARDS SERVICES, L.L.C.
7469 Whitepine Road Richmond, Virginia 23237 Phone (804) 275-4788 Fax (804) 275-4907

# CHAIN OF CUSTODY FORM

**Company Name:** AMIS, INC.
**Date:** 5-6-03
**Address:** P.O. BOX 26905
**Contact Name:** Sean Costello
**City, State, Zip:** Richmond, VA 23261
**Sampler Name:** same
**EHS Client Account #:**
**Project #:** Arlington WPCP Lime Solids Handling
**Phone # :**
**Fax #:** (804) 276-6575
**P.O. #:**

| Sample Number | Sample Date & Time | Asbestos: Bulk ID by PLM | Asbestos: (PCM) Fiber Count | Asbestos: PLM Point Count | Asbestos: PLM Gravimetric | Asbestos: TEM AHERA (Air) | Asbestos: TEM Chatfield (Bulk) | Lead: Air | Lead: Paint (%) | Lead: Paint (PPM) | Lead: Paint (mg/cm²) | Lead: Soil | Lead: Wipe * (See Note) | Lead: TCLP (Pb) | Lead: Waste Water | Other Metals (Specify metals below): TCLP RCRA 8 | Other Metals: Welding Fume | Other Metals: Toxic Metal Profile | Other Metals: | Other Metals: | Indoor Air Quality: Biocassette | Indoor Air Quality: Slide | Indoor Air Quality: Surface Swab | Indoor Air Quality: Surface Tape | Indoor Air Quality: Bulk | Air Volume (L) OR Wipe Area (ft²) OR Scrape Area(cm²) | Comments |
|---|---|---|---|---|---|---|---|---|---|---|---|---|---|---|---|---|---|---|---|---|---|---|---|---|---|---|---|
| 56 - 30 | 5-6-03 | X | | | | | | | | | | | | | | | | | | | | | | | | | #1 Furnace Exh Insul. |
| 56 - 31 | ↓ | ↓ | | | | | | | | | | | | | | | | | | | | | | | | (2) | Duct Insul. above Hoppers |

Particulate: Total Nuisance (NIOSH 0500) ☐
Respirable (NIOSH 0600) ☐

* Do wipe samples submitted meet ASTM E1792 requirements? Yes ☐ No ☐

| | | |
|---|---|---|
| Released by: Sean Costello | Signature: Sean Costello | Date/Time: 5-6-03 |
| Received by: | Signature: | Date/Time: 5-8-03 10:00 |
| Released by: | Signature: | Date/Time: |
| Received by: | Signature: | Date/Time: |

# ENVIRONMENTAL HAZARDS SERVICES, L.L.C.

7469 WHITE PINE ROAD - RICHMOND, VA 23237
804-275-4788 FAX 804-275-4907


## BULK ASBESTOS SAMPLE ANALYSIS SUMMARY

**CLIENT:** Abatement Monitoring & Inspection Services
ATTN: Sean Costello, C.I.H.
P.O. Box 26905
Richmond, VA 23261

**DATE OF RECEIPT:** 12 MAY 2003
**DATE OF ANALYSIS:** 13 MAY 2003
**DATE OF REPORT:** 13 MAY 2003

**CLIENT NUMBER:** 48-1202 B
**EHS PROJECT #:** 05-03-1519
**PROJECT:** Arlington WPCP; National Run Pumping Sta.

| EHS SAMPLE # | CLIENT SAMPLE #/ LABORATORY GROSS DESCRIPTION | % ASBESTOS | OTHER MATERIALS |
|---|---|---|---|
| 01 | 57-32/<br>Gray/White Powder; Fib.; Silver Foil-Like | NAD | 10% Cellulose<br>30% Fibrous Glass<br>60% Non-Fibrous |
| 02 | 57-33/<br>White Powder; Fib.; Silver Foil-Like | NAD | 20% Cellulose<br>80% Non-Fibrous |

**QC SAMPLE:** M2-1999-2

**QC BLANK:** SRM 1866 Fiberglass

**REPORTING LIMIT:** 1% Asbestos

**METHOD:** Polarized Light Microscopy, EPA Method 600/R-93/116 *

**ANALYST:** Laura Holder

**Reviewed By Authorized Signatory:** Michael A. Mueller

*Howard Varner, Laboratory Director*
*Irma Faszewski, Quality Assurance Coordinator*
*David Xu, MS, Senior Chemist*
*Feng Jiang, MS, Senior Geologist*
*Michael A. Mueller, Quality Assurance Manager*

# ENVIRONMENTAL HAZARDS SERVICES, L.L.C.

**CLIENT NUMBER:** 48-1202 B
**EHS PROJECT #:** 05-03-1519
**PROJECT:** Arlington WPCP; National Run Pumping Sta.

Results represent the analysis of samples submitted by the client. Sample location, description, area, volume, etc., was provided by the client. This report cannot be used by the client to claim product endorsement by NVLAP or any agency of the U.S. Government. This report shall not be reproduced except in full, without the written consent of Environmental Hazards Services, L.L.C. California Certification #2319 NY ELAP #11714. All information concerning sampling location, date, and time can be found on Chain-of-Custody. Environmental Hazards Services, L.L.C. does not perform any sample collection.

Environmental Hazards Services, L.L.C. recommends reanalysis by point count (for more accurate quantification) or Transmission Electron Microscopy (TEM), for enhanced detection capabilities) for materials regulated by the EPA NESHAP (National Emission Standards for Hazardous Air Pollutants) and found to contain less than ten percent (<10%) asbestos by polarized light microscopy (PLM). Both services are available for an additional fee.

* All California samples analyzed by Polarized Light Microscopy, EPA Method 600/M4-82-020, Dec. 1982.

**LEGEND** NAD = no asbestos detected
SCF = suspected ceramic fibers

plm1.dot/07JAN2002/ pd

Acceptable
Unacceptable

...AL HAZARDS SERVICES, L.L.C.
7469 **EHS 05-03-1519** ...ginia 23237 Phone (804) 275-4788 Fax (804) 275-4907

2PLM

# ...OF CUSTODY FORM

**Company Name:** AMIS INC.
**Address:** P.O. Box 26905
**City, State, Zip:** Richmond, VA 23261
**EHS Client Account #:**
**Phone #:**
**Fax #:** (804) 276-6575
**P.O. #:**

**Date:** 5-7-03
**Contact Name:** Sean Costello
**Sampler Name:** same
**Project #:** Arlington WPCP National Pumping Sta.

| Sample Number | Sample Date & Time | Asbestos: Bulk ID by PLM | Asbestos: (PCM) Fiber Count | Asbestos: PLM Point Count | Asbestos: PLM Gravimetric | Asbestos: TEM AHERA (Air) | Asbestos: TEM Chatfield (Bulk) | Lead: Air | Lead: Paint (%) | Lead: Paint (PPM) | Lead: Paint (mg/cm²) | Lead: Soil | Lead: Wipe * (See Note) | Lead: TCLP (Pb) | Lead: Waste Water | Other Metals (Specify metals below): TCLP RCRA 8 | Other Metals: Welding Fume | Other Metals: Toxic Metal Profile | Other Metals: | Other Metals: | Indoor Air Quality: Biocassette | Indoor Air Quality: Slide | Indoor Air Quality: Surface Swab | Indoor Air Quality: Surface Tape | Indoor Air Quality: Bulk | Air Volume (L) OR Wipe Area (ft²) OR Scrape Area(cm²) | Comments |
|---|---|---|---|---|---|---|---|---|---|---|---|---|---|---|---|---|---|---|---|---|---|---|---|---|---|---|---|
| 57-32 | 5-7-03 | X | | | | | | | | | | | | | | | | | | | | | | | | | Diesel Exh. Elbow Insul. |
| 57-33 | 5-7-03 | X | | | | | | | | | | | | | | | | | | | | | | | | | Diesel Exh. Insul. |

AB 5/12/03

* Do wipe samples submitted meet ASTM E1792 requirements? Yes ☐ No ☐

| | | |
|---|---|---|
| Released by: Sean Costello | Signature: | Date/Time: 5-7-03 |
| Received by: | Signature: | Date/Time: 5-12-03 2pm |
| Released by: | Signature: | Date/Time: |
| Received by: | Signature: | Date/Time: |

# ENVIRONMENTAL HAZARDS SERVICES, L.L.C.

7469 WHITE PINE ROAD - RICHMOND, VA 23237
804-275-4788 FAX 804-275-4907


## BULK ASBESTOS SAMPLE ANALYSIS SUMMARY

**CLIENT:** Abatement Monitoring & Inspection Services
ATTN: Sean Costello, C.I.H.
P.O. Box 26905
Richmond, VA 23261

**DATE OF RECEIPT:** 12 MAY 2003
**DATE OF ANALYSIS:** 13 MAY 2003
**DATE OF REPORT:** 13 MAY 2003

**CLIENT NUMBER:** 48-1202 B
**EHS PROJECT #:** 05-03-1518
**PROJECT:** Arlington WPCP; Gulf Run Pumping Sta.

| EHS SAMPLE # | CLIENT SAMPLE #/ LABORATORY GROSS DESCRIPTION | % ASBESTOS | OTHER MATERIALS |
|---|---|---|---|
| 01 | 57-34/ White/Gray Fib.; Powder | NAD | 30% Cellulose<br>15% Fibrous Glass<br>55% Non-Fibrous |
| 02 | 57-35/ White Powder; Fib. | NAD | 35% Cellulose<br>65% Non-Fibrous |
| 03 | 57-36/ Brown Adhes.; Beige Fib. | 2% Chrysotile<br>2% Total Asbestos | 10% Cellulose<br>10% Fibrous Glass<br>78% Non-Fibrous |
| 04 | 57-37/ White Powder; Gray Fib. | NAD | 40% Cellulose<br>30% Fibrous Glass<br>30% Non-Fibrous |
| 05 | 57-38/ Gray Powder; Fib. | NAD | 30% Fibrous Glass<br>70% Non-Fibrous |

**QC SAMPLE:** M2-1999-2

**QC BLANK:** SRM 1866 Fiberglass

**REPORTING LIMIT:** 1% Asbestos

**METHOD:** Polarized Light Microscopy, EPA Method 600/R-93/116 *

**ANALYST:** Laura Holder

**Reviewed By Authorized Signatory:** Michael A. Mueller

*Howard Varner, Laboratory Director*
*Irma Faszewski, Quality Assurance Coordinator*
*David Xu, MS, Senior Chemist*
*Feng Jiang, MS, Senior Geologist*
*Michael A. Mueller, Quality Assurance Manager*

# ENVIRONMENTAL HAZARDS SERVICES, L.L.C.

**CLIENT NUMBER:** 48-1202 B
**EHS PROJECT #:** 05-03-1518
**PROJECT:** Arlington WPCP; Gulf Run Pumping Sta.

Results represent the analysis of samples submitted by the client. Sample location, description, area, volume, etc., was provided by the client. This report cannot be used by the client to claim product endorsement by NVLAP or any agency of the U.S. Government. This report shall not be reproduced except in full, without the written consent of Environmental Hazards Services, L.L.C. California Certification #2319 NY ELAP #11714. All information concerning sampling location, date, and time can be found on Chain-of-Custody. Environmental Hazards Services, L.L.C. does not perform any sample collection.

Environmental Hazards Services, L.L.C. recommends reanalysis by point count (for more accurate quantification) or Transmission Electron Microscopy (TEM), for enhanced detection capabilities) for materials regulated by the EPA NESHAP (National Emission Standards for Hazardous Air Pollutants) and found to contain less than ten percent (<10%) asbestos by polarized light microscopy (PLM). Both services are available for an additional fee.

* All California samples analyzed by Polarized Light Microscopy, EPA Method 600/M4-82-020, Dec. 1982.

**LEGEND** NAD = no asbestos detected
SCF = suspected ceramic fibers

plm1.dot/07JAN2002/pd

SAMPLE CONDITION
Acceptable ✓
Unacceptable

5 PLM

ENTAL HAZARDS SERVICES, L.L.C.
d, Virginia 23237 Phone (804) 275-4788 Fax (804) 275-4907

**EHS 05-03-1518**

# CHAIN OF CUSTODY FORM

**Company Name:** AMIS, INC.
**Date:** 5-7-03
**Address:** P.O. Box 26905
**Contact Name:** Sean Costello
**City, State, Zip:** Richmond, VA 23261
**Sampler Name:** Sean Costello
**EHS Client Account #:**
**Project #:** Arlington WPCP Gulf Run Pumping Sta.
**Phone # :**
**Fax #:** (804) 276-6575
**P.O. #:**

| Sample Number | Sample Date & Time | Asbestos: Bulk ID by PLM | Asbestos: (PCM) Fiber Count | Asbestos: PLM Point Count | Asbestos: PLM Gravimetric | Asbestos: TEM AHERA (Air) | Asbestos: TEM Chatfield (Bulk) | Lead: Air | Lead: Paint (%) | Lead: Paint (PPM) | Lead: Paint (mg/cm²) | Lead: Soil | Lead: Wipe * (See Note) | Lead: TCLP (Pb) | Lead: Waste Water | Other Metals (Specify metals below): TCLP RCRA 8 | Other Metals: Welding Fume | Other Metals: Toxic Metal Profile | Other Metals: | Other Metals: | Other Metals: | Indoor Air Quality: Biocassette | Indoor Air Quality: Slide | Indoor Air Quality: Surface Swab | Indoor Air Quality: Surface Tape | Indoor Air Quality: Bulk | Air Volume (L) OR Wipe Area (ft²) OR Scrape Area(cm²) | Comments |
|---|---|---|---|---|---|---|---|---|---|---|---|---|---|---|---|---|---|---|---|---|---|---|---|---|---|---|---|---|
| 57-34 | 5-7-03 | X | | | | | | | | | | | | | | | | | | | | | | | | | Elbow | Diesel Exh. Insul. |
| -35 | | | | | | | | | | | | | | | | | | | | | | | | | | | | Diesel Exh. Insul. |
| -36 | | | | | | | | | | | | | | | | | | | | | | | | | | | | Ceiling Tile Glue |
| -37 | | | | | | | | | | | | | | | | | | | | | | | | | | | | 2x4 Ceiling Tile |
| -38 | | | | | | | | | | | | | | | | | | | | | | | | | | | 2 | Pipe Elbow Insul. |
| ~~[illegible]~~ | | | | | | | | | | | | | | | | | | | | | | | | | | | | |

Particulate: Total Nuisance (NIOSH 0500) ☐
Respirable (NIOSH 0600) ☐

AB 5/12/03

* Do wipe samples submitted meet ASTM E1792 requirements? Yes ☐ No ☐

| | | |
|---|---|---|
| Released by: Sean Costello | Signature: Sean Costello | Date/Time: 5-7-03 |
| Received by: | Signature: [illegible] | Date/Time: 5-12-03 2pm |
| Released by: | Signature: | Date/Time: |
| Received by: | Signature: | Date/Time: |

# ENVIRONMENTAL HAZARDS SERVICES, L.L.C.

7469 WHITE PINE ROAD - RICHMOND, VA 23237
804-275-4788 FAX 804-275-4907


## BULK ASBESTOS SAMPLE ANALYSIS SUMMARY

**CLIENT:** Abatement Monitoring & Inspection Services
ATTN: Sean Costello, C.I.H.
P.O. Box 26905
Richmond, VA 23261

**DATE OF RECEIPT:** 12 MAY 2003
**DATE OF ANALYSIS:** 13 MAY 2003
**DATE OF REPORT:** 13 MAY 2003

**CLIENT NUMBER:** 48-1202 B
**EHS PROJECT #:** 05-03-1516
**PROJECT:** Arlington WPCP; Windy Run Pumping Sta.

| EHS SAMPLE # | CLIENT SAMPLE #/ LABORATORY GROSS DESCRIPTION | % ASBESTOS | OTHER MATERIALS |
|---|---|---|---|
| 01 | 57-39/ White Powder; Fib. | NAD | 5% Synthetic 95% Non-Fibrous |
| 02 | 57-40/ White Powder; Fib. | NAD | 5% Synthetic 95% Non-Fibrous |
| 03 | 57-41/ Gray Powder | NAD | 100% Non-Fibrous |
| 04 | 57-42/ White Fib. | 40% Chrysotile 40% Total Asbestos | 50% Cellulose 10% Non-Fibrous |
| 05 | 57-43/ Gray Gran.; White Powder | NAD | 100% Non-Fibrous |

**QC SAMPLE:** M2-1999-1

**QC BLANK:** SRM 1866 Fiberglass

**REPORTING LIMIT:** 1% Asbestos

**METHOD:** Polarized Light Microscopy, EPA Method 600/R-93/116 *

**ANALYST:** Feng Jiang, M.S.

**Reviewed By Authorized Signatory:** Michael A. Mueller

*Howard Varner, Laboratory Director*
*Irma Faszewski, Quality Assurance Coordinator*
*David Xu, MS, Senior Chemist*
*Feng Jiang, MS, Senior Geologist*
*Michael A. Mueller, Quality Assurance Manager*

# ENVIRONMENTAL HAZARDS SERVICES, L.L.C.

**CLIENT NUMBER:** 48-1202 B
**EHS PROJECT #:** 05-03-1516
**PROJECT:** Arlington WPCP; Windy Run Pumping Sta.

Results represent the analysis of samples submitted by the client. Sample location, description, area, volume, etc., was provided by the client. This report cannot be used by the client to claim product endorsement by NVLAP or any agency of the U.S. Government. This report shall not be reproduced except in full, without the written consent of Environmental Hazards Services, L.L.C. California Certification #2319 NY ELAP #11714. All information concerning sampling location, date, and time can be found on Chain-of-Custody. Environmental Hazards Services, L.L.C. does not perform any sample collection.

Environmental Hazards Services, L.L.C. recommends reanalysis by point count (for more accurate quantification) or Transmission Electron Microscopy (TEM), for enhanced detection capabilities) for materials regulated by the EPA NESHAP (National Emission Standards for Hazardous Air Pollutants) and found to contain less than ten percent (<10%) asbestos by polarized light microscopy (PLM). Both services are available for an additional fee.

* All California samples analyzed by Polarized Light Microscopy, EPA Method 600/M4-82-020, Dec. 1982.

**LEGEND** NAD = no asbestos detected
SCF = suspected ceramic fibers

plm1.dot/07JAN2002/ MR

SAMPLE CONDITION
Acceptable ✓
Unacceptable

ENVIRONMENTAL HAZARDS SERVICES, L.L.C.
nd, Virginia 23237 Phone (804) 275-4788 Fax (804) 275-4907

5 PLM

# EHS 05-03-1516 IN OF CUSTODY FORM

**Company Name:** AMIS, INC.
**Date:** 5/7/03
**Address:** P.O. Box 26905
**Contact Name:** Sean Costello
**City, State, Zip:** Richmond, VA 23261
**Sampler Name:** same
**EHS Client Account #:**
**Project #:** Arlington WPCP Windy Run Pumping Sta.
**Phone # :**
**Fax #:** (804) 276-6575
**P.O. #:**

| Sample Number | Sample Date & Time | Asbestos: Bulk ID by PLM | Asbestos: (PCM) Fiber Count | Asbestos: PLM Point Count | Asbestos: PLM Gravimetric | Asbestos: TEM AHERA (Air) | Asbestos: TEM Chatfield (Bulk) | Lead: Air | Lead: Paint (%) | Lead: Paint (PPM) | Lead: Paint (mg/cm²) | Lead: Soil | Lead: Wipe * (See Note) | Lead: TCLP (Pb) | Lead: Waste Water | Other Metals (Specify metals below): TCLP RCRA 8 | Other Metals: Welding Fume | Other Metals: Toxic Metal Profile | Other Metals: | Other Metals: | Indoor Air Quality: Biocassette | Indoor Air Quality: Slide | Indoor Air Quality: Surface Swab | Indoor Air Quality: Surface Tape | Indoor Air Quality: Bulk | Air Volume (L) OR Wipe Area (ft²) OR Scrape Area(cm²) | Comments |
|---|---|---|---|---|---|---|---|---|---|---|---|---|---|---|---|---|---|---|---|---|---|---|---|---|---|---|---|
| 57 - 39 | 5-7-03 | X | | | | | | | | | | | | | | | | | | | | | | | | Elbow | Diesel Exh. Insul. |
| 40 | | | | | | | | | | | | | | | | | | | | | | | | | | | Diesel Exh. Insul. |
| 41 | | | | | | | | | | | | | | | | | | | | | | | | | | 2 x 50' | Window Glazing |
| 42 | | | | | | | | | | | | | | | | | | | | | | | | | | 2 | Cloth Flex duct connectors |
| 43 | | | | | | | | | | | | | | | | | | | | | | | | | | 600 SF | Diesel Rm Ceiling Plaster |

AB 5/12/03

* Do wipe samples submitted meet ASTM E1792 requirements? Yes ☐ No ☐

| | | |
|---|---|---|
| Released by: Sean Costello | Signature: | Date/Time: 5-7-03 |
| Received by: | Signature: | Date/Time: 5-12-03 2pm |
| Released by: | Signature: | Date/Time: |
| Received by: | Signature: | Date/Time: |

# ENVIRONMENTAL HAZARDS SERVICES, L.L.C.

7469 WHITE PINE ROAD - RICHMOND, VA 23237
804-275-4788 FAX 804-275-4907


## BULK ASBESTOS SAMPLE ANALYSIS SUMMARY

**CLIENT:** Abatement Monitoring & Inspection Services
ATTN: Sean Costello, C.I.H.
P.O. Box 26905
Richmond, VA 23261

**DATE OF RECEIPT:** 12 MAY 2003
**DATE OF ANALYSIS:** 13 MAY 2003
**DATE OF REPORT:** 13 MAY 2003

**CLIENT NUMBER:** 48-1202 B
**EHS PROJECT #:** 05-03-1517
**PROJECT:** Arlington WPCP; Dover Run Pumping Sta.

| EHS SAMPLE # | CLIENT SAMPLE #/ LABORATORY GROSS DESCRIPTION | % ASBESTOS | OTHER MATERIALS |
|---|---|---|---|
| 01 | 57-44/ White/Brown Fib. | NAD | 98% Cellulose<br>2% Non-Fibrous |

**QC SAMPLE:** M2-1999-3

**QC BLANK:** SRM 1866 Fiberglass

**REPORTING LIMIT:** 1% Asbestos

**METHOD:** Polarized Light Microscopy, EPA Method 600/R-93/116 *

**ANALYST:** Kathy Sizemore

**Reviewed By Authorized Signatory:** Michael A. Mueller

*Howard Varner, Laboratory Director*
*Irma Faszewski, Quality Assurance Coordinator*
*David Xu, MS, Senior Chemist*
*Feng Jiang, MS, Senior Geologist*
*Michael A. Mueller, Quality Assurance Manager*

Results represent the analysis of samples submitted by the client. Sample location, description, area, volume, etc., was provided by the client. This report cannot be used by the client to claim product endorsement by NVLAP or any agency of the U.S. Government. This report shall not be reproduced except in full, without the written consent of Environmental Hazards Services, L.L.C. California Certification #2319 NY ELAP #11714. All information concerning sampling location, date, and time can be found on Chain-of-Custody. Environmental Hazards Services, L.L.C. does not perform any sample collection.

Environmental Hazards Services, L.L.C. recommends reanalysis by point count (for more accurate quantification) or Transmission Electron Microscopy (TEM), for enhanced detection capabilities) for materials regulated by the EPA NESHAP (National Emission Standards for Hazardous Air Pollutants) and found to contain less than ten percent (<10%) asbestos by polarized light microscopy (PLM). Both services are available for an additional fee.

* All California samples analyzed by Polarized Light Microscopy, EPA Method 600/M4-82-020, Dec. 1982.

**LEGEND** NAD = no asbestos detected
SCF = suspected ceramic fibers

plm1.dot/07JAN2002/pd

SAMPLE CONDITION
Acceptable ✓
Unacceptable

IMENTAL HAZARDS SERVICES, L.L.C.
nond, Virginia 23237 Phone (804) 275-4788 Fax (804) 275-4907

1PLM

**EHS 05-03-1517**

# CHAIN OF CUSTODY FORM

**Company Name:** AMIS, INC.
**Address:** P.O. Box 26905
**City, State, Zip:** Richmond, VA 23261
**EHS Client Account #:**
**Phone # :**
**Fax #:** (804) 276-6575
**P.O. #:**

**Date:** 5-7-03
**Contact Name:** Sean Castello
**Sampler Name:** same
**Project #:** Arlington WPCP Dover Run Pumping Sta.

Particulate: Total Nuisance (NIOSH 0500) ☐
Respirable (NIOSH 0600) ☐

| Sample Number | Sample Date & Time | Asbestos: Bulk ID by PLM | Asbestos: (PCM) Fiber Count | Asbestos: PLM Point Count | Asbestos: PLM Gravimetric | Asbestos: TEM AHERA (Air) | Asbestos: TEM Chatfield (Bulk) | Lead: Air | Lead: Paint (%) | Lead: Paint (PPM) | Lead: Paint (mg/cm²) | Lead: Soil | Lead: Wipe * (See Note) | Lead: TCLP (Pb) | Lead: Waste Water | Other Metals (Specify metals below): TCLP RCRA 8 | Other Metals: Welding Fume | Other Metals: Toxic Metal Profile | Other Metals: | Other Metals: | Indoor Air Quality: Biocassette | Indoor Air Quality: Slide | Indoor Air Quality: Surface Swab | Indoor Air Quality: Surface Tape | Indoor Air Quality: Bulk | Air Volume (L) OR Wipe Area (ft²) OR Scrape Area(cm²) | Comments |
|---|---|---|---|---|---|---|---|---|---|---|---|---|---|---|---|---|---|---|---|---|---|---|---|---|---|---|---|
| 57-44 | 5-7-03 | X | | | | | | | | | | | | | | | | | | | | | | | | | Ceiling Panels |
| JJ 5/12/03 | | | | | | | | | | | | | | | | | | | | | | | | | | | |
| | | | | | | | | | | | | | | | | | | | | | | | | | | | |
| | | | | | | | | | | | | | | | | | | | | | | | | | | | |
| | | | | | | | | | | | | | | | | | | | | | | | | | | | |
| | | | | | | | | | | | | | | | | | | | | | | | | | | | |
| | | | | | | | | | | | | | | | | | | | | | | | | | | | |
| | | | | | | | | | | | | | | | | | | | | | | | | | | | |
| | | | | | | | | | | | | | | | | | | | | | | | | | | | |

* Do wipe samples submitted meet ASTM E1792 requirements? Yes ☐ No ☐

| | | |
|---|---|---|
| Released by: Sean Castello | Signature: Sean Castello | Date/Time: 5-7-03 |
| Received by: | Signature: [illegible] | Date/Time: 5-12-03 2pm |
| Released by: | Signature: | Date/Time: |
| Received by: | Signature: | Date/Time: |

# ENVIRONMENTAL HAZARDS SERVICES, L.L.C.

7469 WHITE PINE ROAD - RICHMOND, VA 23237
804-275-4788 FAX 804-275-4907


## BULK ASBESTOS SAMPLE ANALYSIS SUMMARY

**CLIENT:** Abatement Monitoring & Inspection Services
ATTN: Sean Costello, C.I.H.
P.O. Box 26905
Richmond, VA 23261

**DATE OF RECEIPT:** 12 MAY 2003
**DATE OF ANALYSIS:** 13 MAY 2003
**DATE OF REPORT:** 13 MAY 2003

**CLIENT NUMBER:** 48-1202 B
**EHS PROJECT #:** 05-03-1521
**PROJECT:** Arlington WPCP; Donaldson Run Station

| EHS SAMPLE # | CLIENT SAMPLE #/ LABORATORY GROSS DESCRIPTION | % ASBESTOS | OTHER MATERIALS |
|---|---|---|---|
| 01 | 58-45/<br>Gray Fib. | NAD | 5% Cellulose<br>45% Fibrous Glass<br>50% Non-Fibrous |
| 02 | 58-46/<br>White Fib. | NAD | 50% Cellulose<br>5% Fibrous Glass<br>45% Non-Fibrous |
| 03 | 58-47/<br>Gray/White Gran. | NAD | 2% Cellulose<br>98% Non-Fibrous |
| 04 | 58-48/<br>White Fib. | 2% Chrysotile<br>2% Total Asbestos | 2% Cellulose<br>50% Fibrous Glass<br>46% Non-Fibrous |
| 05 | 58-49/<br>Tan Fib.; White Paint | NAD | 35% Cellulose<br>25% Fibrous Glass<br>40% Non-Fibrous |
| 06A | 58-50(a)-Ceiling Tile/<br>Tan Fib. | NAD | 2% Cellulose<br>60% Fibrous Glass<br>38% Non-Fibrous |
| 06B | 58-50(b)-Mastic/<br>Brown Adhes. | Trace, <1% Chrysotile<br><1% Total Asbestos | 100% Non-Fibrous |

# ENVIRONMENTAL HAZARDS SERVICES, L.L.C.

**CLIENT NUMBER:** 48-1202 B
**EHS PROJECT #:** 05-03-1521
**PROJECT:** Arlington WPCP; Donaldson Run Station

| | |
|---|---|
| **QC SAMPLE:** | M1-1999-1 |
| **QC BLANK:** | SRM 1866 Fiberglass |
| **REPORTING LIMIT:** | 1% Asbestos |
| **METHOD:** | Polarized Light Microscopy, EPA Method 600/R-93/116 * |
| **ANALYST:** | Danielle Pearson |

**Reviewed By Authorized Signatory:** Michael A. Mueller

*Howard Varner, Laboratory Director*
*Irma Faszewski, Quality Assurance Coordinator*
*David Xu, MS, Senior Chemist*
*Feng Jiang, MS, Senior Geologist*
*Michael A. Mueller, Quality Assurance Manager*

Results represent the analysis of samples submitted by the client. Sample location, description, area, volume, etc., was provided by the client. This report cannot be used by the client to claim product endorsement by NVLAP or any agency of the U.S. Government. This report shall not be reproduced except in full, without the written consent of Environmental Hazards Services, L.L.C. California Certification #2319 NY ELAP #11714. All information concerning sampling location, date, and time can be found on Chain-of-Custody. Environmental Hazards Services, L.L.C. does not perform any sample collection.

Environmental Hazards Services, L.L.C. recommends reanalysis by point count (for more accurate quantification) or Transmission Electron Microscopy (TEM), for enhanced detection capabilities) for materials regulated by the EPA NESHAP (National Emission Standards for Hazardous Air Pollutants) and found to contain less than ten percent (<10%) asbestos by polarized light microscopy (PLM). Both services are available for an additional fee.

* All California samples analyzed by Polarized Light Microscopy, EPA Method 600/M4-82-020, Dec. 1982.

**LEGEND** NAD = no asbestos detected
SCF = suspected ceramic fibers

plm1.dot/07JAN2002/ MR

SAMPLE CONDITION
Acceptable ✓
Unacceptable

NTAL HAZARDS SERVICES, L.L.C.
, Virginia 23237 Phone (804) 275-4788 Fax (804) 275-4907

Co PLM

7 **EHS 05-03-1521**

# CHAIN OF CUSTODY FORM

**Company Name:** AMIS, INC.
**Address:** P.O. Box 26905
**City, State, Zip:** Richmond, VA 23261
**EHS Client Account #:**
**Phone # :** **Fax #:** 276-6575
**P.O. #:**

**Date:** 5-8-03
**Contact Name:** Sean Costello
**Sampler Name:** same
**Project #:** Arlington WPCP Donaldson Run Station

| Sample Number | Sample Date & Time | Asbestos: Bulk ID by PLM | Asbestos: (PCM) Fiber Count | Asbestos: PLM Point Count | Asbestos: PLM Gravimetric | Asbestos: TEM AHERA (Air) | Asbestos: TEM Chatfield (Bulk) | Lead: Air | Lead: Paint (%) | Lead: Paint (PPM) | Lead: Paint (mg/cm²) | Lead: Soil | Lead: Wipe * (See Note) | Lead: TCLP (Pb) | Lead: Waste Water | Other Metals (Specify metals below): TCLP RCRA 8 | Other Metals: Welding Fume | Other Metals: Toxic Metal Profile | Other Metals: | Other Metals: | Indoor Air Quality: Biocassette | Indoor Air Quality: Slide | Indoor Air Quality: Surface Swab | Indoor Air Quality: Surface Tape | Indoor Air Quality: Bulk | Air Volume (L) OR Wipe Area (ft²) OR Scrape Area(cm²) | Comments |
|---|---|---|---|---|---|---|---|---|---|---|---|---|---|---|---|---|---|---|---|---|---|---|---|---|---|---|---|
| 58 – 45 | 5/8/03 | X | | | | | | | | | | | | | | | | | | | | | | | | Grey Mud | Diesel Exh Insul. |
| 46 | | | | | | | | | | | | | | | | | | | | | | | | | | | Diesel Exh. Insul. |
| 47 | | | | | | | | | | | | | | | | | | | | | | | | | | 125 sf | Diesel Rm Plaster |
| 48 | | | | | | | | | | | | | | | | | | | | | | | | | | 1 | Elbow in Stall |
| 49 | | | | | | | | | | | | | | | | | | | | | | | | | | | 2'X4' Ceiling tile |
| 50 | | | | | | | | | | | | | | | | | | | | | | | | | | 340 sf | Ceiling Tile + Glue |

AB 5/12/03

* Do wipe samples submitted meet ASTM E1792 requirements? Yes ☐ No ☐

| | | |
|---|---|---|
| Released by: Sean Costello | Signature: Sean Costello | Date/Time: 5-10-03 |
| Received by: | Signature: [illegible] | Date/Time: 5-12-03 2pm |
| Released by: | Signature: | Date/Time: |
| Received by: | Signature: | Date/Time: |

# ENVIRONMENTAL HAZARDS SERVICES, L.L.C.

7469 WHITE PINE ROAD - RICHMOND, VA 23237
804-275-4788 FAX 804-275-4907


## BULK ASBESTOS SAMPLE ANALYSIS SUMMARY

**CLIENT:** Abatement Monitoring & Inspection Services
ATTN: Sean Costello, C.I.H.
P.O. Box 26905
Richmond, VA 23261

**DATE OF RECEIPT:** 12 MAY 2003
**DATE OF ANALYSIS:** 13 MAY 2003
**DATE OF REPORT:** 13 MAY 2003

**CLIENT NUMBER:** 48-1202 B
**EHS PROJECT #:** 05-03-1520
**PROJECT:** Arlington WPCP; Lime Solids Handling Bldg.

| EHS SAMPLE # | CLIENT SAMPLE #/ LABORATORY GROSS DESCRIPTION | % ASBESTOS | OTHER MATERIALS |
|---|---|---|---|
| 01 | 59-51/ White Linoleum | NAD | 100% Non-Fibrous |
| 02 | 59-52/ Black Tar-Like | NAD | 2% Cellulose<br>98% Non-Fibrous |
| 03 | 59-53/ Black Tar-Like | 15% Chrysotile<br>15% Total Asbestos | 85% Non-Fibrous |
| 04 | 59-54/ Black Tar-Like | NAD | 20% Cellulose<br>80% Non-Fibrous |
| 05 | 59-55/ Black Tar-Like | 15% Chrysotile<br>15% Total Asbestos | 85% Non-Fibrous |
| 06 | 59-56/ Gray Adhes. | NAD | 100% Non-Fibrous |

**QC SAMPLE:** M2-1999-1

**QC BLANK:** SRM 1866 Fiberglass

**REPORTING LIMIT:** 1% Asbestos

**METHOD:** Polarized Light Microscopy, EPA Method 600/R-93/116 *

**ANALYST:** Feng Jiang, M.S.

**Reviewed By Authorized Signatory:** Michael A. Mueller

*Howard Varner, Laboratory Director*
*Irma Faszewski, Quality Assurance Coordinator*
*David Xu, MS, Senior Chemist*
*Feng Jiang, MS, Senior Geologist*
*Michael A. Mueller, Quality Assurance Manager*

# ENVIRONMENTAL HAZARDS SERVICES, L.L.C.

**CLIENT NUMBER:** 48-1202 B
**EHS PROJECT #:** 05-03-1520
**PROJECT:** Arlington WPCP; Lime Solids Handling Bldg.

Results represent the analysis of samples submitted by the client. Sample location, description, area, volume, etc., was provided by the client. This report cannot be used by the client to claim product endorsement by NVLAP or any agency of the U.S. Government. This report shall not be reproduced except in full, without the written consent of Environmental Hazards Services, L.L.C. California Certification #2319 NY ELAP #11714. All information concerning sampling location, date, and time can be found on Chain-of-Custody. Environmental Hazards Services, L.L.C. does not perform any sample collection.

Environmental Hazards Services, L.L.C. recommends reanalysis by point count (for more accurate quantification) or Transmission Electron Microscopy (TEM), for enhanced detection capabilities) for materials regulated by the EPA NESHAP (National Emission Standards for Hazardous Air Pollutants) and found to contain less than ten percent (<10%) asbestos by polarized light microscopy (PLM). Both services are available for an additional fee.

* All California samples analyzed by Polarized Light Microscopy, EPA Method 600/M4-82-020, Dec. 1982.

**LEGEND** NAD = no asbestos detected
SCF = suspected ceramic fibers

plm1.dot/07JAN2002/ MR

SAMPLE CONDITION
Acceptable ✓
Unacceptable

ENVIRONMENTAL HAZARDS SERVICES, L.L.C.

7469 rginia 23237 Phone (804) 275-4788 Fax (804) 275-4907

6PLM

# EHS 05-03-1520 )F CUSTODY FORM

**Company Name:** AMES, INC.
**Address:** P.O. Box 26905
**City, State, Zip:** Richmond, VA 23261
**EHS Client Account #:**
**Phone # :**
**Fax #:** 276-6575
**P.O. #:**

**Date:** 5-9-03
**Contact Name:** Sean Costello
**Sampler Name:** same
**Project #:** Arlington WPCP Lime Solids Handling Bldg

| Sample Number | Sample Date & Time | Asbestos: Bulk ID by PLM | Asbestos: (PCM) Fiber Count | Asbestos: PLM Point Count | Asbestos: PLM Gravimetric | Asbestos: TEM AHERA (Air) | Asbestos: TEM Chatfield (Bulk) | Lead: Air | Lead: Paint (%) | Lead: Paint (PPM) | Lead: Paint (mg/cm²) | Lead: Soil | Lead: Wipe * (See Note) | Lead: TCLP (Pb) | Lead: Waste Water | Other Metals (Specify metals below): TCLP RCRA 8 | Other Metals: Welding Fume | Other Metals: Toxic Metal Profile | Other Metals: | Other Metals: | Indoor Air Quality: Biocassette | Indoor Air Quality: Slide | Indoor Air Quality: Surface Swab | Indoor Air Quality: Surface Tape | Indoor Air Quality: Bulk | Air Volume (L) OR Wipe Area (ft²) OR Scrape Area(cm²) | Comments |
|---|---|---|---|---|---|---|---|---|---|---|---|---|---|---|---|---|---|---|---|---|---|---|---|---|---|---|---|
| 59-51 | 5-9-03 | X | | | | | | | | | | | | | | | | | | | | | | | | 260 sf | Locker Rm Floor Tile |
| -52 | | | | | | | | | | | | | | | | | | | | | | | | | | 2250 sf | Lower Roof Field |
| -53 | | | | | | | | | | | | | | | | | | | | | | | | | | 260 LF | Lower Roof Flashing |
| -54 | | | | | | | | | | | | | | | | | | | | | | | | | | 5,625 sf | Upper Roof Field |
| -55 | | ✓ | | | | | | | | | | | | | | | | | | | | | | | | 500 LF | Upper Roof Flashing |
| -56 | | ✓ | | | | | | | | | | | | | | | | | | | | | | | | | Window Caulk |

AB 5/12/03

Particulate: Total Nuisance (NIOSH 0500) ☐
Respirable (NIOSH 0600) ☐

* Do wipe samples submitted meet ASTM E1792 requirements? Yes ☐ No ☐

| | | |
|---|---|---|
| Released by: Sean Costello | Signature: Sean Costello | Date/Time: 5-10-03 |
| Received by: | Signature: [illegible] | Date/Time: 5-12-03 2pm |
| Released by: | Signature: | Date/Time: |
| Received by: | Signature: | Date/Time: |

# ENVIRONMENTAL HAZARDS SERVICES, L.L.C.

7469 WHITE PINE ROAD - RICHMOND, VA 23237
804-275-4788 FAX 804-275-4907


## BULK ASBESTOS SAMPLE ANALYSIS SUMMARY

**CLIENT:** Abatement Monitoring & Inspection Services
ATTN: Sean Costello, C.I.H.
P.O. Box 26905
Richmond, VA 23261

**DATE OF RECEIPT:** 12 MAY 2003
**DATE OF ANALYSIS:** 13 MAY 2003
**DATE OF REPORT:** 13 MAY 2003

**CLIENT NUMBER:** 48-1202 B
**EHS PROJECT #:** 05-03-1522
**PROJECT:** Arlington WPCP; Lime Sludge Thickeners Roof & Recarb Tank Main Pipe

| EHS SAMPLE # | CLIENT SAMPLE #/ LABORATORY GROSS DESCRIPTION | % ASBESTOS | OTHER MATERIALS |
|---|---|---|---|
| 01 | 59-57/ Black Tar-Like | NAD | 20% Cellulose<br>80% Non-Fibrous |
| 02 | 59-58/ Black Tar-Like | 7% Chrysotile<br>7% Total Asbestos | 5% Cellulose<br>88% Non-Fibrous |
| 03 | 59-64/ Black Tar-Like | NAD | 20% Cellulose<br>80% Non-Fibrous |

**QC SAMPLE:** M1-1999-2

**QC BLANK:** SRM 1866 Fiberglass

**REPORTING LIMIT:** 1% Asbestos

**METHOD:** Polarized Light Microscopy, EPA Method 600/R-93/116 *

**ANALYST:** Melissa Boggs Steiniger

**Reviewed By Authorized Signatory:** Irma Faszewski

*Howard Varner, Laboratory Director*
*Irma Faszewski, Quality Assurance Coordinator*
*David Xu, MS, Senior Chemist*
*Feng Jiang, MS, Senior Geologist*
*Michael A. Mueller, Quality Assurance Manager*

# ENVIRONMENTAL HAZARDS SERVICES, L.L.C.

**CLIENT NUMBER:** 48-1202 B
**EHS PROJECT #:** 05-03-1522
**PROJECT:** Arlington WPCP; Lime Sludge Thickeners Roof & Recarb Tank Main Pipe

Results represent the analysis of samples submitted by the client. Sample location, description, area, volume, etc., was provided by the client. This report cannot be used by the client to claim product endorsement by NVLAP or any agency of the U.S. Government. This report shall not be reproduced except in full, without the written consent of Environmental Hazards Services, L.L.C. California Certification #2319 NY ELAP #11714. All information concerning sampling location, date, and time can be found on Chain-of-Custody. Environmental Hazards Services, L.L.C. does not perform any sample collection.

Environmental Hazards Services, L.L.C. recommends reanalysis by point count (for more accurate quantification) or Transmission Electron Microscopy (TEM), for enhanced detection capabilities) for materials regulated by the EPA NESHAP (National Emission Standards for Hazardous Air Pollutants) and found to contain less than ten percent (<10%) asbestos by polarized light microscopy (PLM). Both services are available for an additional fee.

* All California samples analyzed by Polarized Light Microscopy, EPA Method 600/M4-82-020, Dec. 1982.

**LEGEND** NAD = no asbestos detected
SCF = suspected ceramic fibers

plm1.dot/07JAN2002/pd

SAMPLE CONDITION
Acceptable ✓
Unacceptable

3 PLM

MENTAL HAZARDS SERVICES, L.L.C.
ond, Virginia 23237 Phone (804) 275-4788 Fax (804) 275-4907

**EHS 05-03-1522**

# CHAIN OF CUSTODY FORM

**Company Name:** AMIS INC.
**Address:** P.O. Box 26905
**City, State, Zip:** Richmond, VA 23261
**EHS Client Account #:**
**Phone # :**
**Fax #:** 276-6575
**P.O. #:**

**Date:** 5-9-03
**Contact Name:** Sean Costello
**Sampler Name:** Same
**Project #:** Arlington WPCP Lime Sludge Thickeners Roof + Recarb Tank Main Pipe

| Sample Number | Sample Date & Time | Asbestos: Bulk ID by PLM | Asbestos: (PCM) Fiber Count | Asbestos: PLM Point Count | Asbestos: PLM Gravimetric | Asbestos: TEM AHERA (Air) | Asbestos: TEM Chatfield (Bulk) | Lead: Air | Lead: Paint (%) | Lead: Paint (PPM) | Lead: Paint (mg/cm²) | Lead: Soil | Lead: Wipe * (See Note) | Lead: TCLP (Pb) | Lead: Waste Water | Other Metals (Specify metals below): TCLP RCRA 8 | Other Metals: Welding Fume | Other Metals: Toxic Metal Profile | Other Metals: | Other Metals: | Indoor Air Quality: Biocassette | Indoor Air Quality: Slide | Indoor Air Quality: Surface Swab | Indoor Air Quality: Surface Tape | Indoor Air Quality: Bulk | Air Volume (L) OR Wipe Area (ft²) OR Scrape Area(cm²) | Comments |
|---|---|---|---|---|---|---|---|---|---|---|---|---|---|---|---|---|---|---|---|---|---|---|---|---|---|---|---|
| 59-57 | | | | | | | | | | | | | | | | | | | | | | | | | | 400 sf | LST Roof |
| 59-58 | | | | | | | | | | | | | | | | | | | | | | | | | | 100 LF | LST Flashing |
| | | | | | | | | | | | | | | | | | | | | | | | | | | | |
| 59-64 | | | | | | | | | | | | | | | | | | | | | | | | | | | Recarb Pipe Covering |
| | | | | | | | | | | | | | | | | | | | | | | | | | | | |
| | | | | | | | | | | | | | | | | | | | | | | | | | | | |
| | | | | | | | | | | | | | | | | | | | | | | | | | | | |
| | | | | | | | | | | | | | | | | | | | | | | | | | | | |
| | | | | | | | | | | | | | | | | | | | | | | | | | | | |
| | | | | | | | | | | | | | | | | | | | | | | | | | | | |

Particulate: Total Nuisance (NIOSH 0500) ☐
Respirable (NIOSH 0600) ☐

* Do wipe samples submitted meet ASTM E1792 requirements? Yes ☐ No ☐

| | | |
|---|---|---|
| Released by: Sean Costello | Signature: Sean Costello | Date/Time: 5-10-03 |
| Received by: | Signature: [illegible] | Date/Time: 5-12-03 2pm |
| Released by: | Signature: | Date/Time: |
| Received by: | Signature: | Date/Time: |

# ENVIRONMENTAL HAZARDS SERVICES, L.L.C.

7469 WHITE PINE ROAD - RICHMOND, VA 23237
804-275-4788 FAX 804-275-4907


## BULK ASBESTOS SAMPLE ANALYSIS SUMMARY

**CLIENT:** Abatement Monitoring & Inspection Services
ATTN: Sean Costello, C.I.H.
P.O. Box 26905
Richmond, VA 23261

**DATE OF RECEIPT:** 12 MAY 2003
**DATE OF ANALYSIS:** 13 MAY 2003
**DATE OF REPORT:** 13 MAY 2003

**CLIENT NUMBER:** 48-1202 B
**EHS PROJECT #:** 05-03-1523
**PROJECT:** Arlington WPCP; Carbon Bldg.

| EHS SAMPLE # | CLIENT SAMPLE #/ LABORATORY GROSS DESCRIPTION | % ASBESTOS | OTHER MATERIALS |
|---|---|---|---|
| 01 | 59-59/ Tan Fib. | 70% Chrysotile<br>70% Total Asbestos | 30% Non-Fibrous |
| 02 | 59-60/ White Chalky | NAD | 30% Fibrous Glass<br>70% Non-Fibrous |
| 03 | 59-61/ White Chalky | NAD | 100% Non-Fibrous |
| 04 | 59-62/ Tan Fib. | 70% Chrysotile<br>70% Total Asbestos | 30% Non-Fibrous |
| 05 | 59-63/ White Chalky | NAD | 35% Fibrous Glass<br>65% Non-Fibrous |

**QC SAMPLE:** M1-1999-2

**QC BLANK:** SRM 1866 Fiberglass

**REPORTING LIMIT:** 1% Asbestos

**METHOD:** Polarized Light Microscopy, EPA Method 600/R-93/116 *

**ANALYST:** Melissa Boggs Steiniger

**Reviewed By Authorized Signatory:** Irma Faszewski

*Howard Varner, Laboratory Director*
*Irma Faszewski, Quality Assurance Coordinator*
*David Xu, MS, Senior Chemist*
*Feng Jiang, MS, Senior Geologist*
*Michael A. Mueller, Quality Assurance Manager*

# ENVIRONMENTAL HAZARDS SERVICES, L.L.C.

**CLIENT NUMBER:** 48-1202 B
**EHS PROJECT #:** 05-03-1523
**PROJECT:** Arlington WPCP; Carbon Bldg.

Results represent the analysis of samples submitted by the client. Sample location, description, area, volume, etc., was provided by the client. This report cannot be used by the client to claim product endorsement by NVLAP or any agency of the U.S. Government. This report shall not be reproduced except in full, without the written consent of Environmental Hazards Services, L.L.C. California Certification #2319 NY ELAP #11714. All information concerning sampling location, date, and time can be found on Chain-of-Custody. Environmental Hazards Services, L.L.C. does not perform any sample collection.

Environmental Hazards Services, L.L.C. recommends reanalysis by point count (for more accurate quantification) or Transmission Electron Microscopy (TEM), for enhanced detection capabilities) for materials regulated by the EPA NESHAP (National Emission Standards for Hazardous Air Pollutants) and found to contain less than ten percent (<10%) asbestos by polarized light microscopy (PLM). Both services are available for an additional fee.

* All California samples analyzed by Polarized Light Microscopy, EPA Method 600/M4-82-020, Dec. 1982.

**LEGEND** NAD = no asbestos detected
SCF = suspected ceramic fibers

plm1.dot/07JAN2002/ LMB

SAMPLE CONDITION
Acceptable ✓
Unacceptable

5 PLM

7 EHS 05-03-1523

ENTAL HAZARDS SERVICES, L.L.C.
, Virginia 23237 Phone (804) 275-4788 Fax (804) 275-4907

# L OF CUSTODY FORM

**Company Name:** AMIS, INC.
**Address:** P.O. Box 26905
**City, State, Zip:** Richmond, VA 23261
**EHS Client Account #:**
**Phone # :**
**Fax #:** 276-6575
**P.O. #:**

**Date:** 5-9-03
**Contact Name:** Sean Costello
**Sampler Name:** same
**Project #:** Arlington WPCP Carbon Bldg.

| Sample Number | Sample Date & Time | Asbestos: Bulk ID by PLM | Asbestos: (PCM) Fiber Count | Asbestos: PLM Point Count | Asbestos: PLM Gravimetric | Asbestos: TEM AHERA (Air) | Asbestos: TEM Chatfield (Bulk) | Lead: Air | Lead: Paint (%) | Lead: Paint (PPM) | Lead: Paint (mg/cm²) | Lead: Soil | Lead: Wipe * (See Note) | Lead: TCLP (Pb) | Lead: Waste Water | Other Metals (Specify metals below): TCLP RCRA 8 | Other Metals: Welding Fume | Other Metals: Toxic Metal Profile | Other Metals: | Other Metals: | Indoor Air Quality: Biocassette | Indoor Air Quality: Slide | Indoor Air Quality: Surface Swab | Indoor Air Quality: Surface Tape | Indoor Air Quality: Bulk | Air Volume (L) OR Wipe Area (ft²) OR Scrape Area(cm²) | Comments |
|---|---|---|---|---|---|---|---|---|---|---|---|---|---|---|---|---|---|---|---|---|---|---|---|---|---|---|---|
| 59-59 | 5-9-03 | X | | | | | | | | | | | | | | | | | | | | | | | | 1st Floor | #1 Boiler Gasket |
| -60 | ↓ | ↓ | | | | | | | | | | | | | | | | | | | | | | | | ↓ | Boiler Exh - Mud #1 |
| -61 | | | | | | | | | | | | | | | | | | | | | | | | | | mud -4' | 2nd Floor Boiler - Rear Exh. |
| -62 | | | | | | | | | | | | | | | | | | | | | | | | | | Gasket 10' | ↓ ↓ ↓ |
| -63 | ↓ | ↓ | | | | | | | | | | | | | | | | | | | | | | | | Mud | 3rd Floor Exh Stacks |

AB 5/12/03

Particulate: Total Nuisance (NIOSH 0500) ☐
Respirable (NIOSH 0600) ☐

* Do wipe samples submitted meet ASTM E1792 requirements? Yes ☐ No ☐

| | | |
|---|---|---|
| Released by: Sean Costello | Signature: Sean Costello | Date/Time: 5-10-03 |
| Received by: | Signature: [illegible] | Date/Time: 5-12-03 2pm |
| Released by: | Signature: | Date/Time: |
| Received by: | Signature: | Date/Time: |

# ENVIRONMENTAL HAZARDS SERVICES, L.L.C.

7469 WHITE PINE ROAD - RICHMOND, VA 23237
804-275-4788 FAX 804-275-4907


## BULK ASBESTOS SAMPLE ANALYSIS SUMMARY

**CLIENT:** Abatement Monitoring & Inspection Services
ATTN: Sean Costello, C.I.H.
P.O. Box 26905
Richmond, VA 23261

**DATE OF RECEIPT:** 20 MAY 2003
**DATE OF ANALYSIS:** 21 MAY 2003
**DATE OF REPORT:** 21 MAY 2003

**CLIENT NUMBER:** 48-1202 B
**EHS PROJECT #:** 05-03-2675
**PROJECT:** Arlington Co. Water Pollution Control Plant; 1St & 2nd Stage Lime Reactor

| EHS SAMPLE # | CLIENT SAMPLE #/ LABORATORY GROSS DESCRIPTION | % ASBESTOS | OTHER MATERIALS |
|---|---|---|---|
| 01 | 51403-1/ Black Tar-Like | NAD | 100% Non-Fibrous |
| 02 | 51403-2/ Black Tar-Like | 20% Chrysotile<br>20% Total Asbestos | 80% Non-Fibrous |
| 03 | 51403-3/ Black Tar-Like | NAD | 20% Cellulose<br>80% Non-Fibrous |
| 04 | 51403-4/ Black Tar-Like | 20% Chrysotile<br>20% Total Asbestos | 80% Non-Fibrous |
| 05 | 51403-5/ Black Tar-Like | NAD | 20% Cellulose<br>80% Non-Fibrous |
| 06 | 51403-6/ Black Tar-Like | 20% Chrysotile<br>20% Total Asbestos | 80% Non-Fibrous |
| 07 | 51403-7/ Black Tar-Like | NAD | 20% Cellulose<br>80% Non-Fibrous |
| 08 | 51403-8/ Black Tar-Like | 20% Chrysotile<br>20% Total Asbestos | 80% Non-Fibrous |

# ENVIRONMENTAL HAZARDS SERVICES, L.L.C.

**CLIENT NUMBER:** 48-1202 B
**EHS PROJECT #:** 05-03-2675
**PROJECT:** Arlington Co. Water Pollution Control Plant; 1St & 2nd Stage Lime Reactor

| | |
|---|---|
| **QC SAMPLE:** | M1-1999-1 |
| **QC BLANK:** | SRM 1866 Fiberglass |
| **REPORTING LIMIT:** | 1% Asbestos |
| **METHOD:** | Polarized Light Microscopy, EPA Method 600/R-93/116 * |
| **ANALYST:** | Feng Jiang, M.S. |

**Reviewed By Authorized Signatory:** Michael A. Mueller

*Howard Varner, Laboratory Director*
*Irma Faszewski, Quality Assurance Coordinator*
*David Xu, MS, Senior Chemist*
*Feng Jiang, MS, Senior Geologist*
*Michael A. Mueller, Quality Assurance Manager*

Results represent the analysis of samples submitted by the client. Sample location, description, area, volume, etc., was provided by the client. This report cannot be used by the client to claim product endorsement by NVLAP or any agency of the U.S. Government. This report shall not be reproduced except in full, without the written consent of Environmental Hazards Services, L.L.C. California Certification #2319 NY ELAP #11714. All information concerning sampling location, date, and time can be found on Chain-of-Custody. Environmental Hazards Services, L.L.C. does not perform any sample collection.

Environmental Hazards Services, L.L.C. recommends reanalysis by point count (for more accurate quantification) or Transmission Electron Microscopy (TEM), for enhanced detection capabilities) for materials regulated by the EPA NESHAP (National Emission Standards for Hazardous Air Pollutants) and found to contain less than ten percent (<10%) asbestos by polarized light microscopy (PLM). Both services are available for an additional fee.

* All California samples analyzed by Polarized Light Microscopy, EPA Method 600/M4-82-020, Dec. 1982.

**LEGEND** NAD = no asbestos detected
SCF = suspected ceramic fibers

plm1.dot/07JAN2002/pd

8-PLM

ENVIRONMENTAL HAZARDS SERVICES, L.L.C.

7469 Whitepine Road Richmond, Virginia 23237 Phone (804) 275-4788 Fax (804) 275-4907

**EHS 05-03-2675**

# CHAIN OF CUSTODY FORM

**Company Name:** AMIS
**Address:** PO Box 26905
**City, State, Zip:** Richmond, VA. 23261
**EHS Client Account #:**
**Phone #:** 276-6575 **Fax #:** 276-6575
**P.O. #:**

**Date:** 5/14/03
**Contact Name:** Sean Costello
**Sampler Name:** Robert Worrell
**Project #:** Arlington Co. Water Pollution Control Plant
1ST & 2ND Stage Lime Reactor

| | Sample Number | Sample Date & Time | Asbestos: Bulk ID by PLM | Asbestos: (PCM) Fiber Count | Asbestos: PLM Point Count | Asbestos: PLM Gravimetric | Asbestos: TEM AHERA (Air) | Asbestos: TEM Chatfield (Bulk) | Lead: Air | Lead: Paint (%) | Lead: Paint (PPM) | Lead: Paint (mg/cm²) | Lead: Soil | Lead: Wipe * (See Note) | Lead: TCLP (Pb) | Lead: Waste Water | Other Metals (Specify metals below): TCLP RCRA 8 | Other Metals: Welding Fume | Other Metals: Toxic Metal Profile | Other Metals: | Other Metals: | Indoor Air Quality: Biocassette | Indoor Air Quality: Slide | Indoor Air Quality: Surface Swab | Indoor Air Quality: Surface Tape | Indoor Air Quality: Bulk | Indoor Air Quality: Viable Analysis ◆ | Air Volume (L) OR Wipe Area (ft²) OR Scrape Area(cm²) | Comments ◆Specify: -Total Fungal Count w/ID -Stachybotrys Culture w/Total Fungal Count & IDs -Total Thermophilic Fungal Count w/ID |
|---|---|---|---|---|---|---|---|---|---|---|---|---|---|---|---|---|---|---|---|---|---|---|---|---|---|---|---|---|---|---|
| 1 | 51403-1 | 5/14/03 | x | | | | | | | | | | | | | | | | | | | | | | | | | Control Rm. | Roof Core |
| 2 | -2 | | x | | | | | | | | | | | | | | | | | | | | | | | | | " " | Roof Flashing |
| 3 | -3 | | x | | | | | | | | | | | | | | | | | | | | | | | | | Access Bldg. | Roof Core |
| 4 | -4 | | x | | | | | | | | | | | | | | | | | | | | | | | | | " " | Roof Flashing |
| 5 | -5 | | x | | | | | | | | | | | | | | | | | | | | | | | | | Access Bldg. | Roof Core |
| 6 | -6 | | x | | | | | | | | | | | | | | | | | | | | | | | | | " " | Roof Flashing |
| 7 | -7 | | x | | | | | | | | | | | | | | | | | | | | | | | | | Control Rm. | Roof Core |
| 8 | -8 | | x | | | | | | | | | | | | | | | | | | | | | | | | | " " | Roof Flashing |

5/20/03

* Do wipe samples submitted meet ASTM E1792 requirements? Yes ☐ No ☐

| | | |
|---|---|---|
| Released by: Robert Worrell | Signature: | Date/Time: 5/20/03 |
| Received by: | Signature: | Date/Time: |
| Released by: | Signature: | Date/Time: 5/20/03 |
| Received by: | Signature: | Date/Time: |

revised 2/2002

# ENVIRONMENTAL HAZARDS SERVICES, L.L.C.

7469 WHITE PINE ROAD - RICHMOND, VA 23237
804-275-4788 FAX 804-275-4907


## BULK ASBESTOS SAMPLE ANALYSIS SUMMARY

**CLIENT:** Abatement Monitoring & Inspection Services
ATTN: Sean Costello, C.I.H.
P.O. Box 26905
Richmond, VA 23261

**DATE OF RECEIPT:** 20 MAY 2003
**DATE OF ANALYSIS:** 21 MAY 2003
**DATE OF REPORT:** 21 MAY 2003

**CLIENT NUMBER:** 48-1202 B
**EHS PROJECT #:** 05-03-2674
**PROJECT:** Arlington Co. Water Pollution; Control Plant; Maintenance & Storage Facility

| EHS SAMPLE # | CLIENT SAMPLE #/ LABORATORY GROSS DESCRIPTION | % ASBESTOS | OTHER MATERIALS |
|---|---|---|---|
| 01 | 51503-1/ Gray/Beige Powder | NAD | 3% Fibrous Glass<br>97% Non-Fibrous |
| 02 | 51503-2/ Brown Vinyl | NAD | 100% Non-Fibrous |
| 03 | 51503-3/ Gray Rubber-Like | NAD | 100% Non-Fibrous |
| 04 | 51503-4/ Brown Powder; Fib. | NAD | 5% Fibrous Glass<br>2% Wollastonite<br>93% Non-Fibrous |
| 05 | 51503-5/ Gray/Pink/Blue Powder; White Fib. | NAD | 10% Cellulose<br>2% Fibrous Glass<br>2% Wollastonite<br>86% Non-Fibrous |
| 06 | 51503-6/ Pink/Gray/Blue Powder; White Fib. | NAD | 10% Cellulose<br>2% Fibrous Glass<br>2% Wollastonite<br>86% Non-Fibrous |

# ENVIRONMENTAL HAZARDS SERVICES, L.L.C.

**CLIENT NUMBER:** 48-1202 B
**EHS PROJECT #:** 05-03-2674
**PROJECT:** Arlington Co. Water Pollution; Control Plant; Maintenance & Storage Facility

| | |
|---|---|
| **QC SAMPLE:** | M1-1999-2 |
| **QC BLANK:** | SRM 1866 Fiberglass |
| **REPORTING LIMIT:** | 1% Asbestos |
| **METHOD:** | Polarized Light Microscopy, EPA Method 600/R-93/116 * |
| **ANALYST:** | Laura Holder |

**Reviewed By Authorized Signatory:** Michael A. Mueller

*Howard Varner, Laboratory Director*
*Irma Faszewski, Quality Assurance Coordinator*
*David Xu, MS, Senior Chemist*
*Feng Jiang, MS, Senior Geologist*
*Michael A. Mueller, Quality Assurance Manager*

Results represent the analysis of samples submitted by the client. Sample location, description, area, volume, etc., was provided by the client. This report cannot be used by the client to claim product endorsement by NVLAP or any agency of the U.S. Government. This report shall not be reproduced except in full, without the written consent of Environmental Hazards Services, L.L.C. California Certification #2319 NY ELAP #11714. All information concerning sampling location, date, and time can be found on Chain-of-Custody. Environmental Hazards Services, L.L.C. does not perform any sample collection.

Environmental Hazards Services, L.L.C. recommends reanalysis by point count (for more accurate quantification) or Transmission Electron Microscopy (TEM), for enhanced detection capabilities) for materials regulated by the EPA NESHAP (National Emission Standards for Hazardous Air Pollutants) and found to contain less than ten percent (<10%) asbestos by polarized light microscopy (PLM). Both services are available for an additional fee.

* All California samples analyzed by Polarized Light Microscopy, EPA Method 600/M4-82-020, Dec. 1982.

**LEGEND** NAD = no asbestos detected
SCF = suspected ceramic fibers

plm1.dot/07JAN2002/ lmb

W-PLM

EHS 05-03-2674

ENVIRONMENTAL HAZARDS SERVICES, L.L.C.
7469 Whitepine Road Richmond, Virginia 23237 Phone (804) 275-4788 Fax (804) 275-4907

# CHAIN OF CUSTODY FORM

**Company Name:** AMIS
**Address:** P.O. Box 26905
**City, State, Zip:** Richmond, VA. 23261
**EHS Client Account #:**
**Phone #:** 276-6575 **Fax #:** 276-6575
**P.O. #:**

**Date:** 5/15/03
**Contact Name:** Sean Costello
**Sampler Name:** Robert Worrell
**Project #:** Arlington Co. Water Pollution Control Plant Maintenace & Storage Facility

| | Sample Number | Sample Date & Time | Asbestos: Bulk ID by PLM | Asbestos: (PCM) Fiber Count | Asbestos: PLM Point Count | Asbestos: PLM Gravimetric | Asbestos: TEM AHERA (Air) | Asbestos: TEM Chatfield (Bulk) | Lead: Air | Lead: Paint (%) | Lead: Paint (PPM) | Lead: Paint (mg/cm²) | Lead: Soil | Lead: Wipe * (See Note) | Lead: TCLP (Pb) | Lead: Waste Water | Other Metals (Specify metals below): TCLP RCRA 8 | Other Metals: Welding Fume | Other Metals: Toxic Metal Profile | Other Metals: | Other Metals: | Indoor Air Quality: Biocassette | Indoor Air Quality: Slide | Indoor Air Quality: Surface Swab | Indoor Air Quality: Surface Tape | Indoor Air Quality: Bulk | Indoor Air Quality: Viable Analysis ◆ | Air Volume (L) OR Wipe Area (ft²) OR Scrape Area(cm²) | Comments ◆Specify: -Total Fungal Count w/ID -Stachybotrys Culture w/Total Fungal Count & IDs -Total Thermophilic Fungal Count w/ID |
|---|---|---|---|---|---|---|---|---|---|---|---|---|---|---|---|---|---|---|---|---|---|---|---|---|---|---|---|---|---|
| 1 | 51503-1 | 5/15/03 | X | | | | | | | | | | | | | | | | | | | | | | | | | Upper level | Structural Coating |
| 2 | -2 | | X | | | | | | | | | | | | | | | | | | | | | | | | | | Floor Tile |
| 3 | -3 | | X | | | | | | | | | | | | | | | | | | | | | | | | | | Duct Seam Sealant |
| 4 | -4 | | X | | | | | | | | | | | | | | | | | | | | | | | | | Lower level | Fiberglass End Sealant |
| 5 | -5 | | X | | | | | | | | | | | | | | | | | | | | | | | | | | Hard insulation |
| 6 | -6 | | X | | | | | | | | | | | | | | | | | | | | | | | | | | Hard insulation |

5/20/03

* Do wipe samples submitted meet ASTM E1792 requirements? Yes ☐ No ☐

| | | |
|---|---|---|
| Released by: Robert Worrell | Signature: [signature] | Date/Time: 5/20/03 |
| Received by: | Signature: | Date/Time: |
| Released by: | Signature: [signature] | Date/Time: 5/20/03 9:30 |
| Received by: | Signature: | Date/Time: |

revised 9/2000

# ENVIRONMENTAL HAZARDS SERVICES, L.L.C.

7469 WHITE PINE ROAD - RICHMOND, VA 23237
804-275-4788 FAX 804-275-4907


## BULK ASBESTOS SAMPLE ANALYSIS SUMMARY

**CLIENT:** Abatement Monitoring & Inspection Services
ATTN: Sean Costello, C.I.H.
P.O. Box 26905
Richmond, VA 23261

**DATE OF RECEIPT:** 20 MAY 2003
**DATE OF ANALYSIS:** 21 MAY 2003
**DATE OF REPORT:** 21 MAY 2003

**CLIENT NUMBER:** 48-1202 B
**EHS PROJECT #:** 05-03-2673
**PROJECT:** Arlington Co. Water Pollution Control Plant; Preliminary Treatment Bldg.

| EHS SAMPLE # | CLIENT SAMPLE #/ LABORATORY GROSS DESCRIPTION | % ASBESTOS | OTHER MATERIALS |
|---|---|---|---|
| 01 | 51603-1/ Brown Powder; Fib. | NAD | 70% Fibrous Glass<br>30% Non-Fibrous |
| 02 | 51603-2/ Brown Vinyl | NAD | 100% Non-Fibrous |
| 03A | 51603-3(a)-Tile/ Blue Vinyl | NAD | 100% Non-Fibrous |
| 03B | 51603-3(b)-Mastic/ Black Adhes. | NAD | 100% Non-Fibrous |

**QC SAMPLE:** M1-1999-2

**QC BLANK:** SRM 1866 Fiberglass

**REPORTING LIMIT:** 1% Asbestos

**METHOD:** Polarized Light Microscopy, EPA Method 600/R-93/116 *

**ANALYST:** Laura Holder

**Reviewed By Authorized Signatory:** Michael A. Mueller

*Howard Varner, Laboratory Director*
*Irma Faszewski, Quality Assurance Coordinator*
*David Xu, MS, Senior Chemist*
*Feng Jiang, MS, Senior Geologist*
*Michael A. Mueller, Quality Assurance Manager*

# ENVIRONMENTAL HAZARDS SERVICES, L.L.C.

**CLIENT NUMBER:** 48-1202 B
**EHS PROJECT #:** 05-03-2673
**PROJECT:** Arlington Co. Water Pollution Control Plant; Preliminary Treatment Bldg.

Results represent the analysis of samples submitted by the client. Sample location, description, area, volume, etc., was provided by the client. This report cannot be used by the client to claim product endorsement by NVLAP or any agency of the U.S. Government. This report shall not be reproduced except in full, without the written consent of Environmental Hazards Services, L.L.C. California Certification #2319 NY ELAP #11714. All information concerning sampling location, date, and time can be found on Chain-of-Custody. Environmental Hazards Services, L.L.C. does not perform any sample collection.

Environmental Hazards Services, L.L.C. recommends reanalysis by point count (for more accurate quantification) or Transmission Electron Microscopy (TEM), for enhanced detection capabilities) for materials regulated by the EPA NESHAP (National Emission Standards for Hazardous Air Pollutants) and found to contain less than ten percent (<10%) asbestos by polarized light microscopy (PLM). Both services are available for an additional fee.

* All California samples analyzed by Polarized Light Microscopy, EPA Method 600/M4-82-020, Dec. 1982.

**LEGEND** NAD = no asbestos detected
SCF = suspected ceramic fibers

plm1.dot/07JAN2002/bc

3-PLM

ENVIRONMENTAL HAZARDS SERVICES, L.L.C.

9 Whitepine Road Richmond, Virginia 23237 Phone (804) 275-4788 Fax (804) 275-4907

EHS 05-03-2673

# CHAIN OF CUSTODY FORM

**Company Name:** AMIS
**Address:** PO Box 26905
**City, State, Zip:** Richmond, VA. 23261
**EHS Client Account #:**
**Phone #:** 276-6575 **Fax #:** 276-6575
**P.O. #:**

**Date:** 5/16/03
**Contact Name:** Sean Costello
**Sampler Name:** Robert Worrell
**Project #:** Arlington Co. Water Pollution Control Plant Preliminary Treatment Bldg.

| | Sample Number | Sample Date & Time | Asbestos: Bulk ID by PLM | Asbestos: (PCM) Fiber Count | Asbestos: PLM Point Count | Asbestos: PLM Gravimetric | Asbestos: TEM AHERA (Air) | Asbestos: TEM Chatfield (Bulk) | Lead: Air | Lead: Paint (%) | Lead: Paint (PPM) | Lead: Paint (mg/cm²) | Lead: Soil | Lead: Wipe * (See Note) | Lead: TCLP (Pb) | Lead: Waste Water | Other Metals (Specify metals below): TCLP RCRA 8 | Other Metals: Welding Fume | Other Metals: Toxic Metal Profile | Other Metals: | Other Metals: | Indoor Air Quality: Biocassette | Indoor Air Quality: Slide | Indoor Air Quality: Surface Swab | Indoor Air Quality: Surface Tape | Indoor Air Quality: Bulk | Indoor Air Quality: Viable Analysis◆ | Air Volume (L) OR Wipe Area (ft²) OR Scrape Area(cm²) | Comments ◆Specify: -Total Fungal Count w/ID -Stachybotrys Culture w/Total Fungal Count & IDs -Total Thermophilic Fungal Count w/ID |
|---|---|---|---|---|---|---|---|---|---|---|---|---|---|---|---|---|---|---|---|---|---|---|---|---|---|---|---|---|---|
| 1 | 51603-1 | 5/16/03 | X | | | | | | | | | | | | | | | | | | | | | | | | | | Drop Ceiling Tile |
| 2 | -2 | ↓ | X | | | | | | | | | | | | | | | | | | | | | | | | | | Floor Tile w/ mastic |
| 3 | -3 | ↓ | X | | | | | | | | | | | | | | | | | | | | | | | | | | Floor Tile w/ mastic |

5/22/03

Particulate: Total Nuisance (NIOSH 0500) ☐
Respirable (NIOSH 0600) ☐

* Do wipe samples submitted meet ASTM E1792 requirements? Yes ☐ No ☐

| | | |
|---|---|---|
| Released by: Robert Worrell | Signature: | Date/Time: 5/20/03 |
| Received by: | Signature: | Date/Time: |
| Released by: | Signature: | Date/Time: 5/20/03 |
| Received by: | Signature: | Date/Time: 5/20/03 |

revised 2/2002

# ATTACHMENT III

Sample Location Diagrams

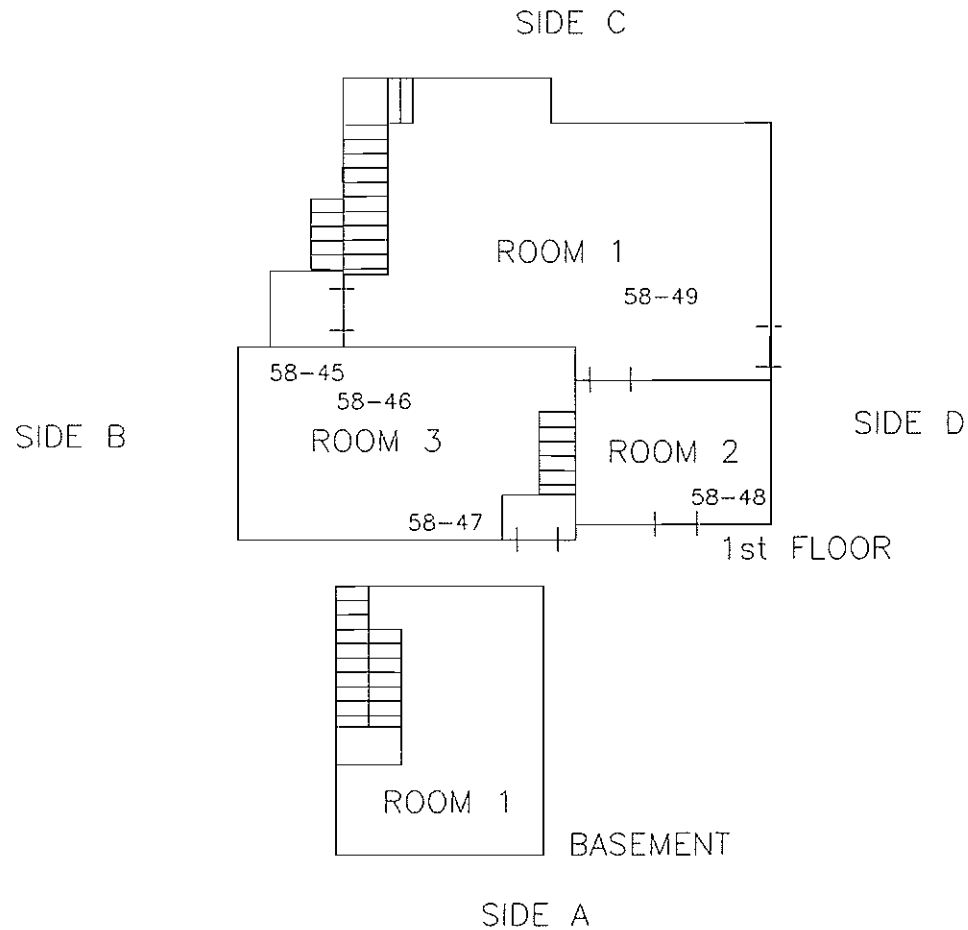


| LEGEND |
| --- |
| # – Asbestos Sample Location |

AMIS

Site Plan
Donaldson Pumping Station

P.O. Box 26905
Richmond, Virginia 23261
(804) 276-6575

| | |
| --- | --- |
| AMIS Job Number: | 701-1 |
| Drawn By: | RAW |
| Date: | May 8, 2003 |
| Scale: | Not to Scale |

*Lead (Pb) & Asbestos Inspection*

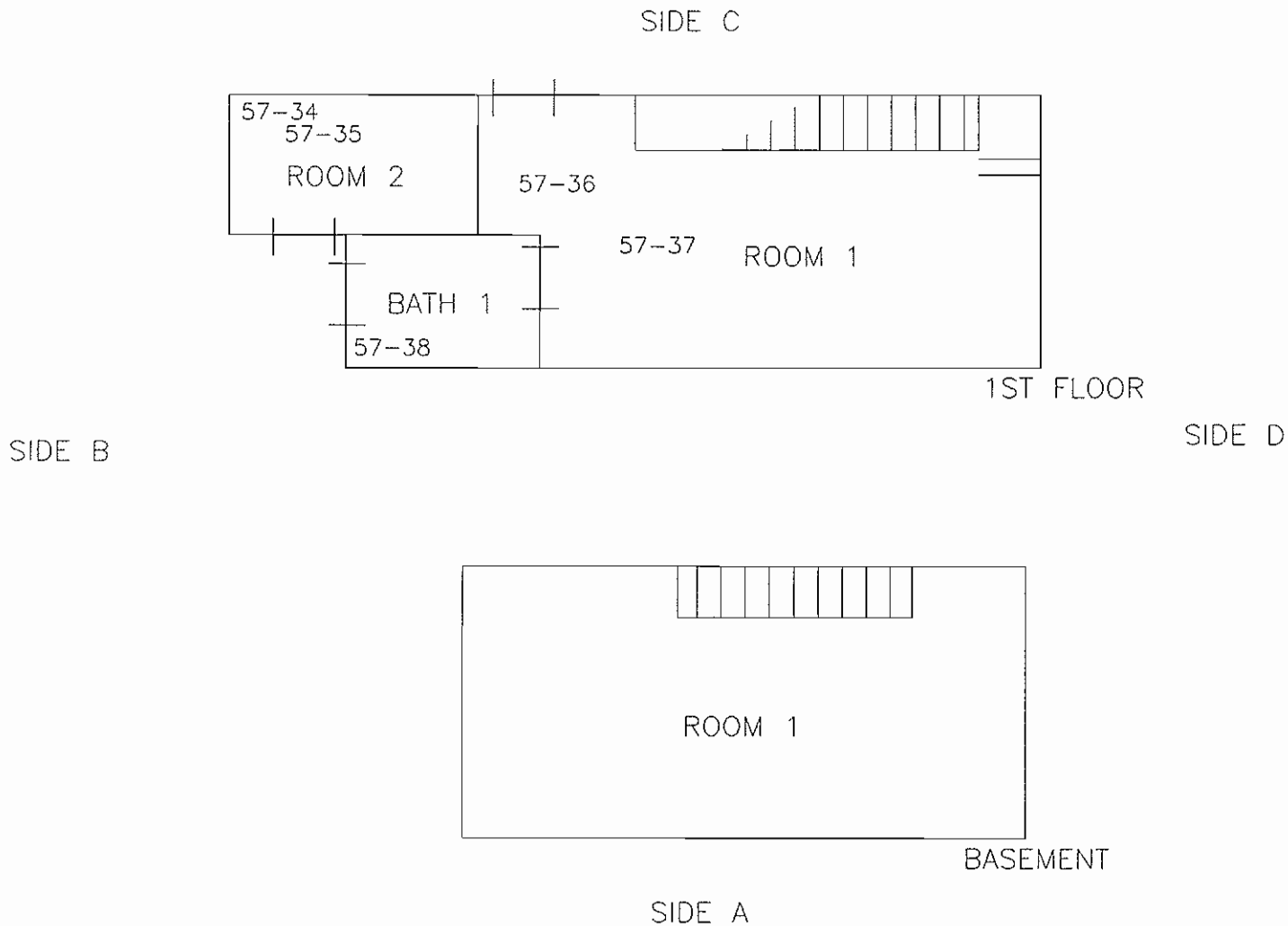


| LEGEND |
| --- |
| # – Asbestos Sample Location |

AMIS

P.O. Box 26905
Richmond, Virginia 23261
(804) 276-6575

Site Plan
Gulf Run Pumping Station

AMIS Job Number: 701-1
Drawn By: RAW
Date: May 7, 2003
Scale: Not to Scale

*Lead (Pb) & Asbestos Inspection*

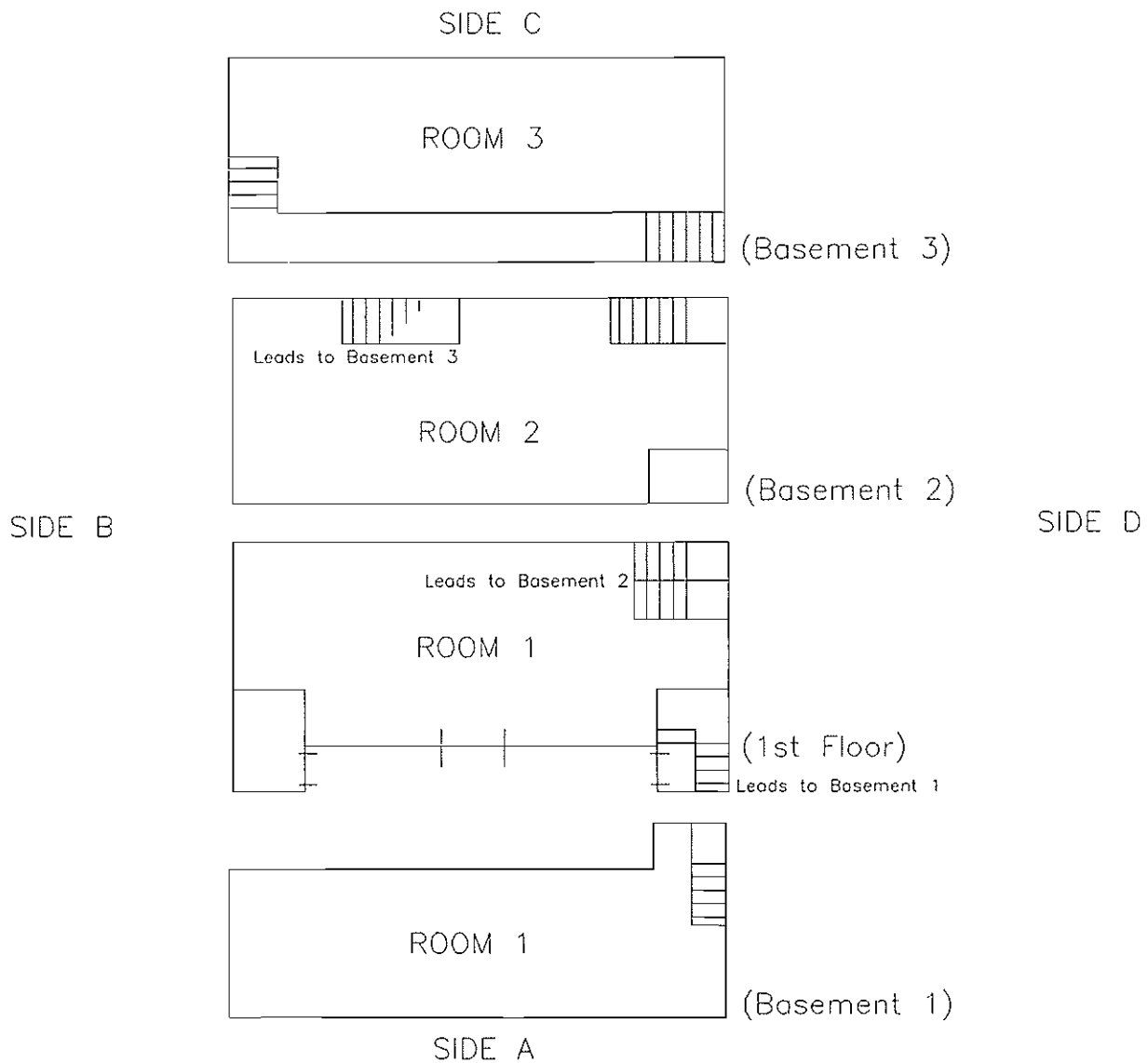


AMIS

Site Plan
Kirkwood Pumping Station

P.O. Box 26905
Richmond, Virginia 23261
(804) 276-6575

| | |
|---|---|
| AMIS Job Number: | 701-1 |
| Drawn By: | RAW |
| Date: | May 7, 2003 |
| Scale: | Not to Scale |

*Lead (Pb) & Asbestos Inspection*

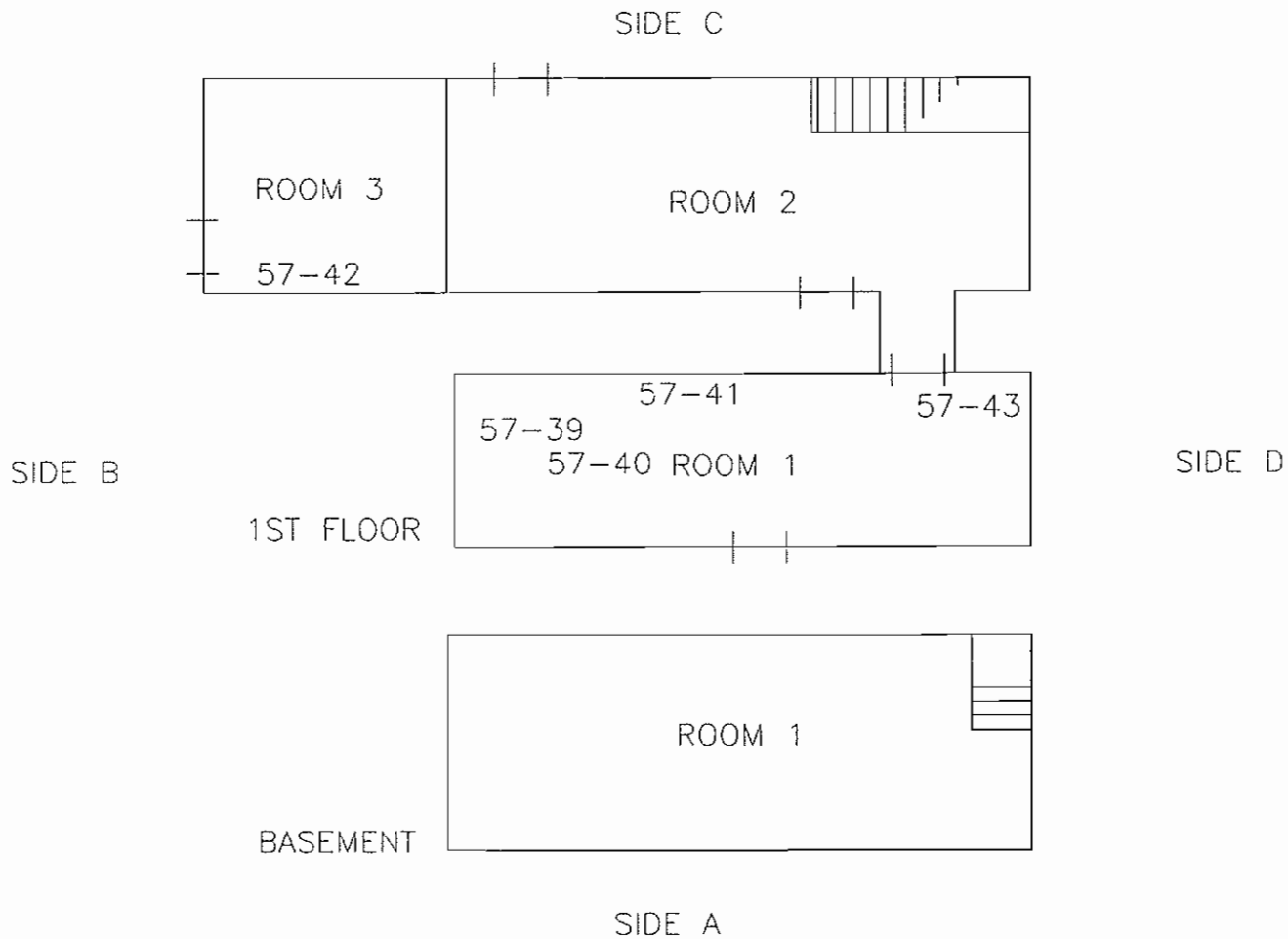


| LEGEND |
| --- |
| # – Asbestos Sample Location |

AMIS

P.O. Box 26905
Richmond, Virginia 23261
(804) 276-6575

Site Plan
Windy Run Pumping Station

| | |
| --- | --- |
| AMIS Job Number: 701-1 | |
| Drawn By: RAW | |
| Date: May 7, 2003 | |
| Scale: Not to Scale | |

*Lead (Pb) & Asbestos Inspection*

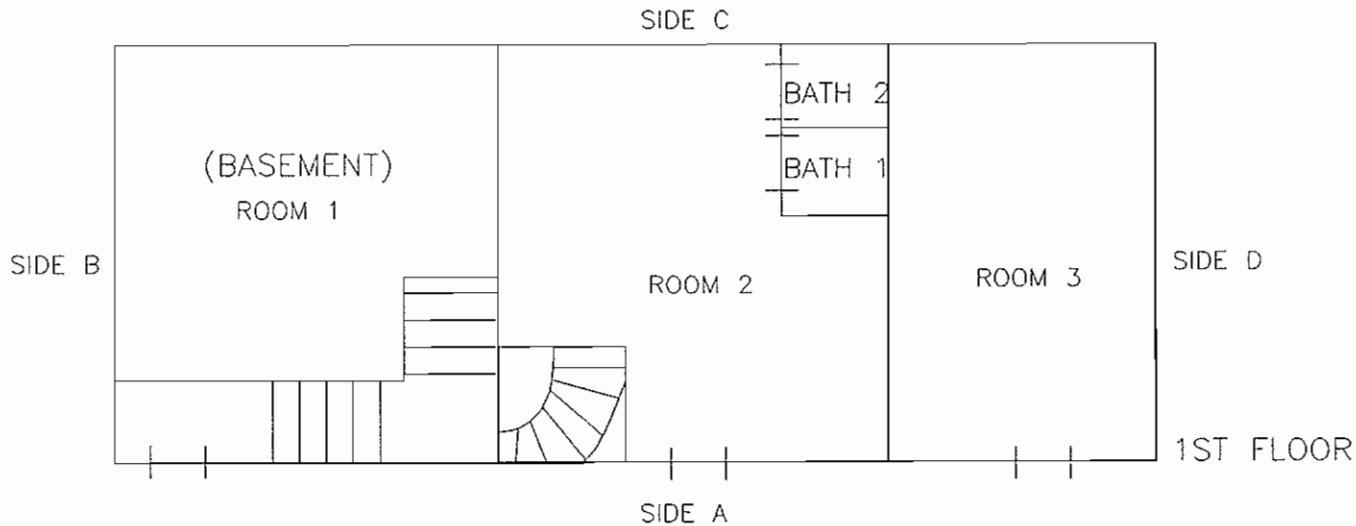


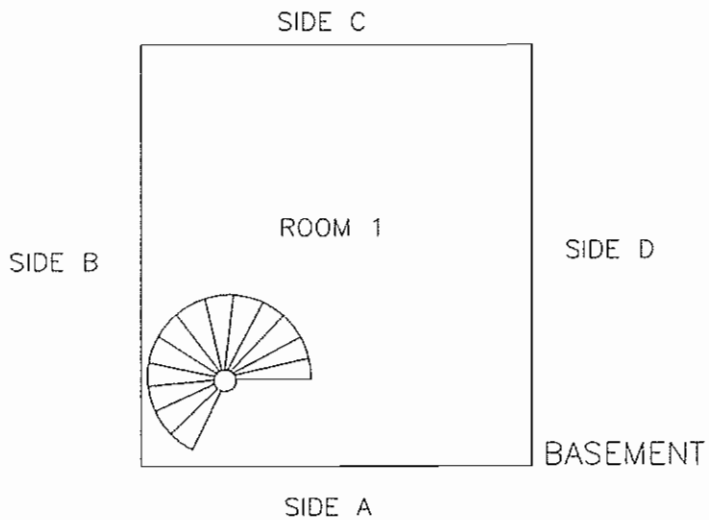


| | | | |
|---|---|---|---|
| AMIS | Site Plan<br>Roaches Run Pumping Station | AMIS Job Number: 701-1 | *Lead (Pb)*<br>*&*<br>*Asbestos*<br>*Inspection* |
| | *P.O. Box 26905*<br>*Richmond, Virginia 23261*<br>*(804) 276-6575* | Drawn By: RAW | |
| | | Date: May 7, 2003 | |
| | | Scale: Not to Scale | |

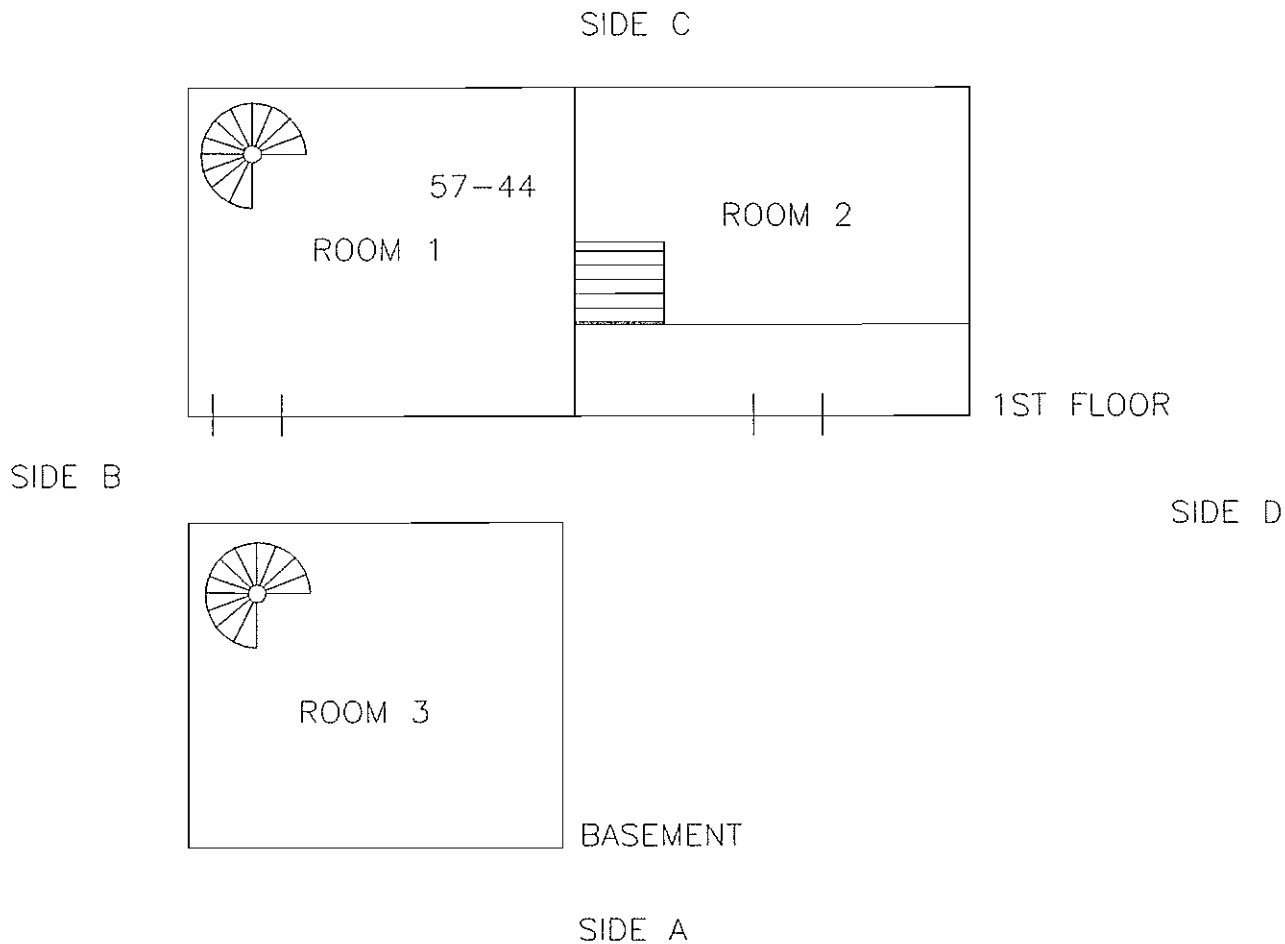


| LEGEND |
| --- |
| # – Asbestos Sample Location |

AMIS

Site Plan
Dover Run Pumping Station

P.O. Box 26905
Richmond, Virginia 23261
(804) 276-6575

| | |
| --- | --- |
| AMIS Job Number: | 701-1 |
| Drawn By: | RAW |
| Date: | May 7, 2003 |
| Scale: | Not to Scale |

*Lead (Pb) & Asbestos Inspection*

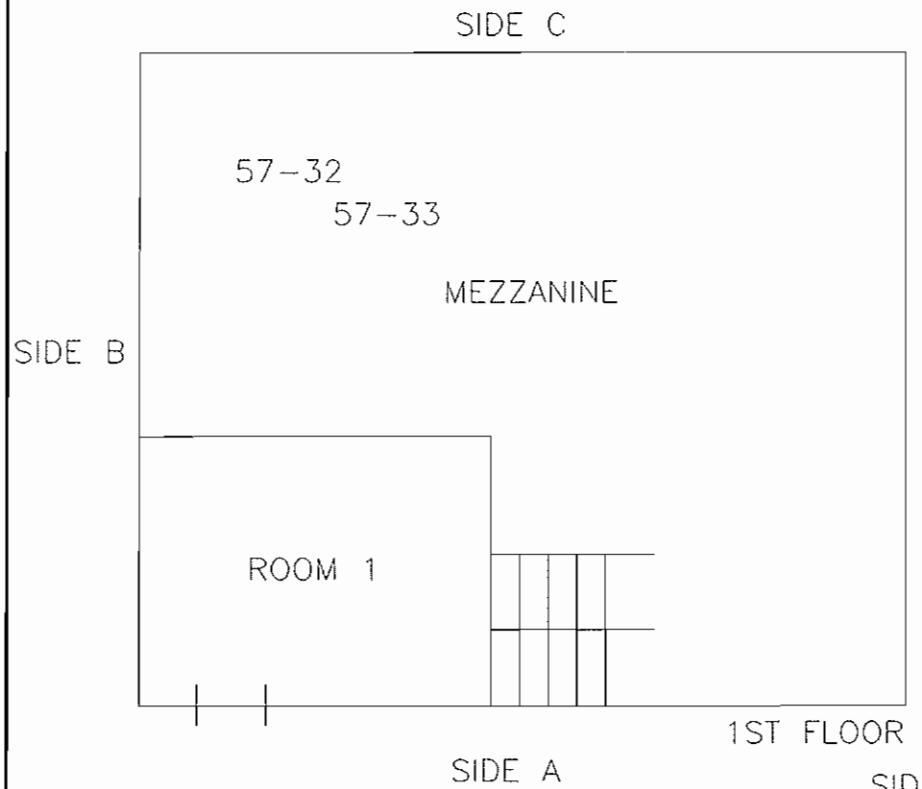


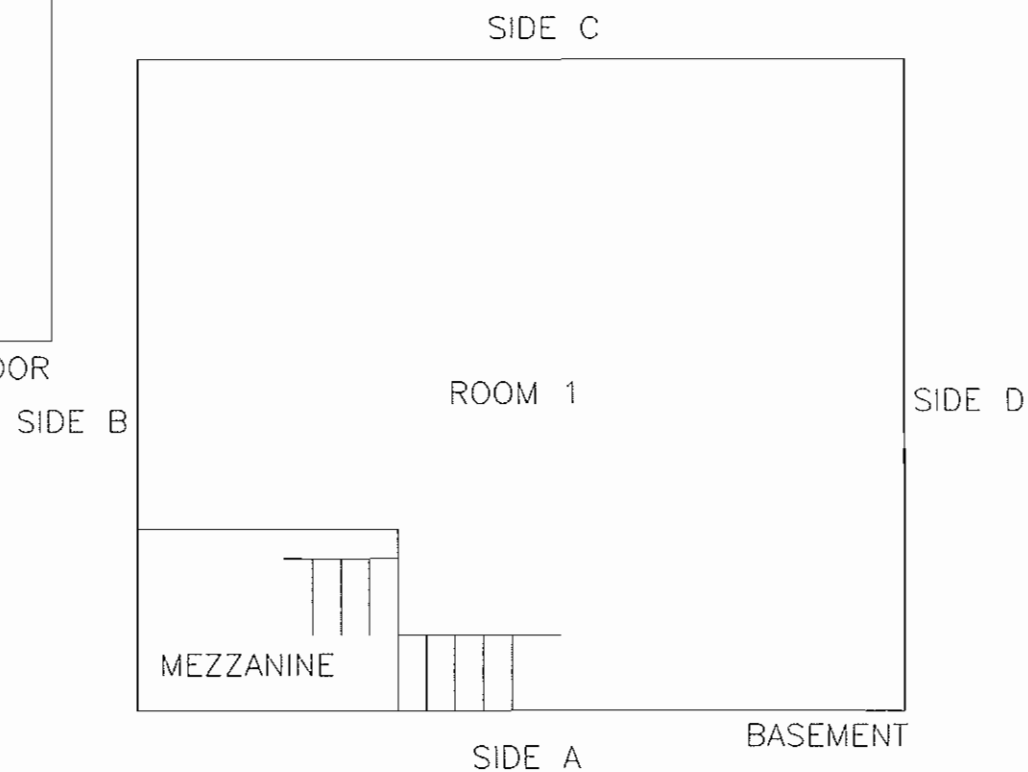


| LEGEND |
| --- |
| # – ASBESTOS SAMPLE LOCATION |

AMIS

P.O. Box 26905
Richmond, Virginia 23261
(804) 276-6575

Site Plan
National Center Ejector Station

| | |
| --- | --- |
| AMIS Job Number: 701-1 | *Lead (Pb) & Asbestos Inspection* |
| Drawn By: RAW | |
| Date: May 7, 2003 | |
| Scale: Not to Scale | |

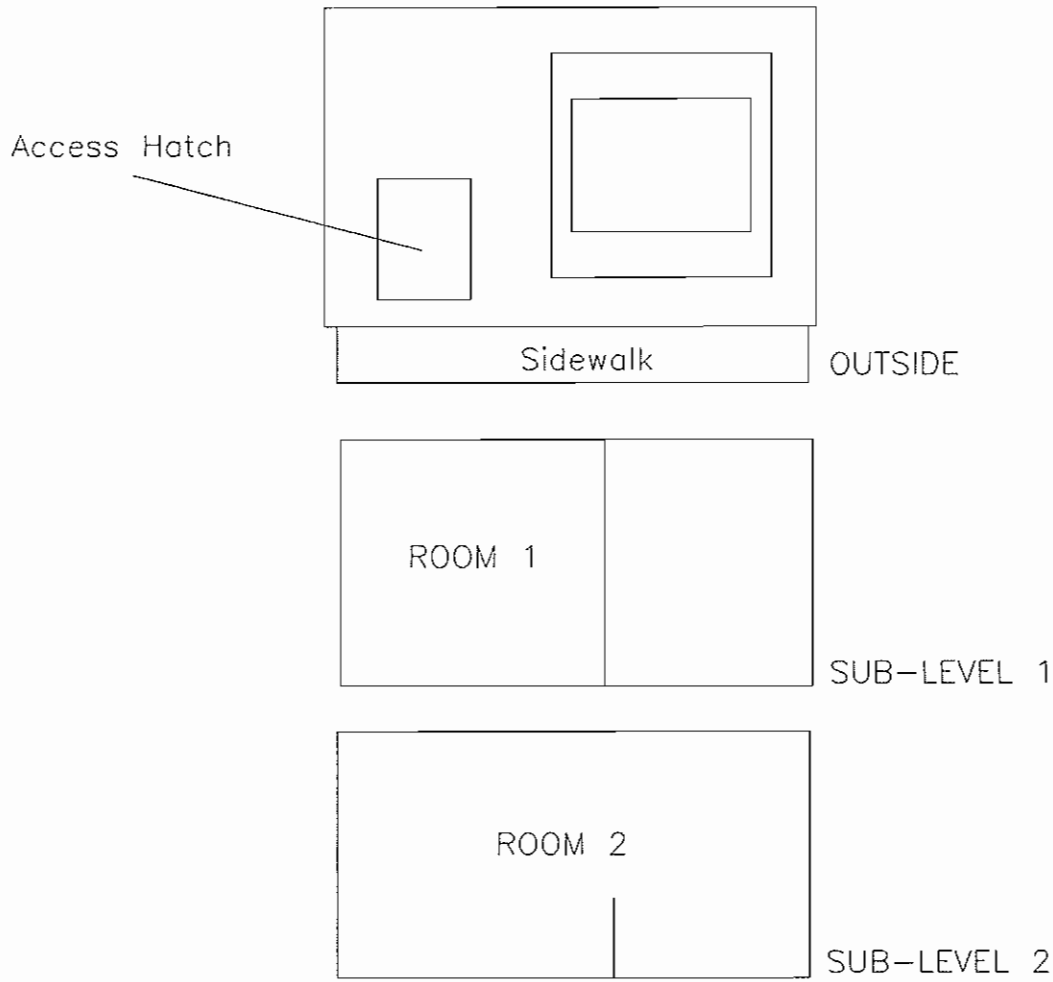


AMIS

Site Plan
Riverwood Ejector Station

P.O. Box 26905
Richmond, Virginia 23261
(804) 276-6575

AMIS Job Number: 701-1
Drawn By: RAW
Date: May 8, 2003
Scale: Not to Scale

*Lead (Pb) & Asbestos Inspection*

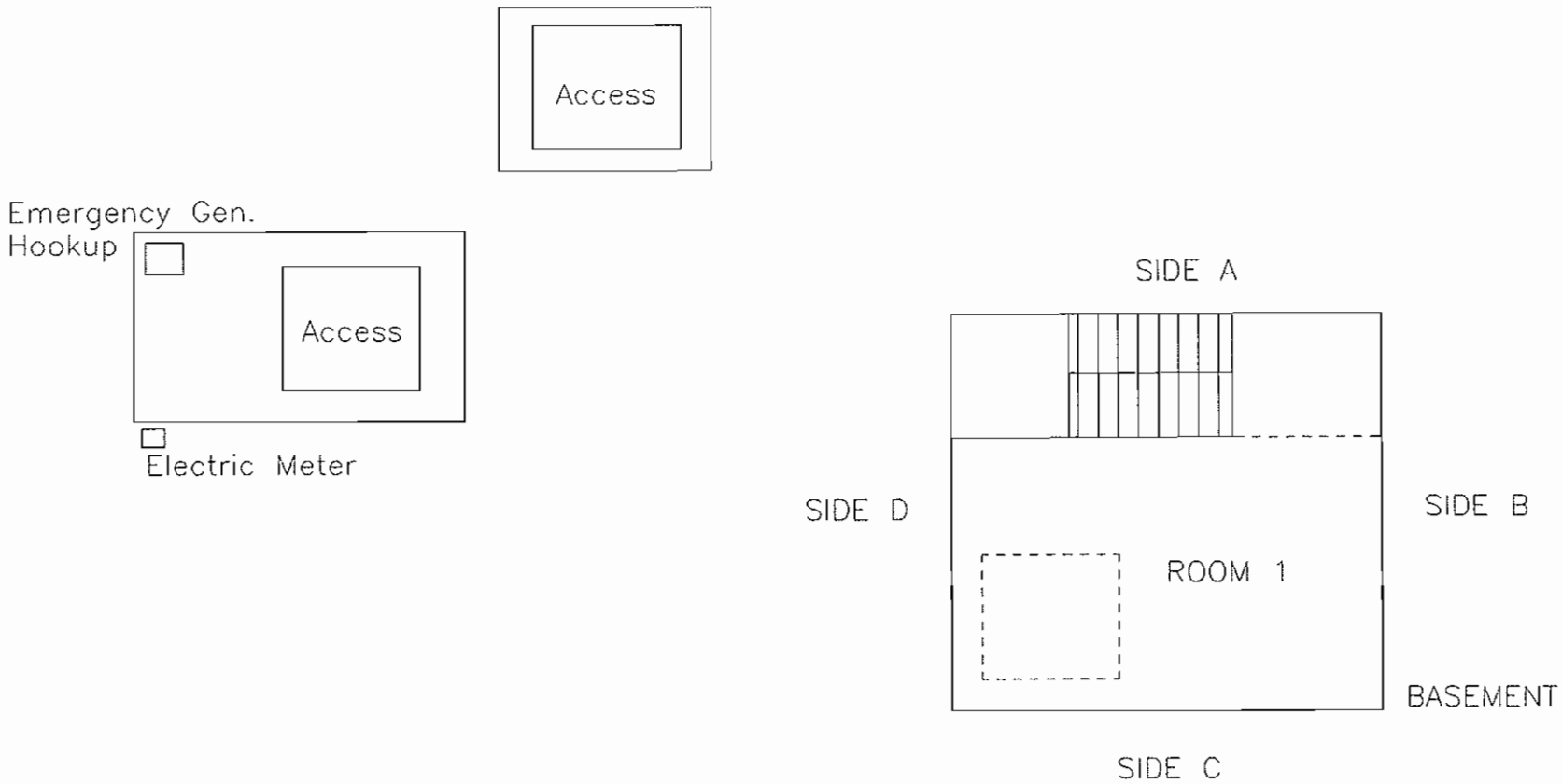


AMIS

Site Plan
River Estates Ejector Station

P.O. Box 26905
Richmond, Virginia 23261
(804) 276-6575

AMIS Job Number: 701-1
Drawn By: RAW
Date: May 8, 2003
Scale: Not to Scale

*Lead (Pb) & Asbestos Inspection*

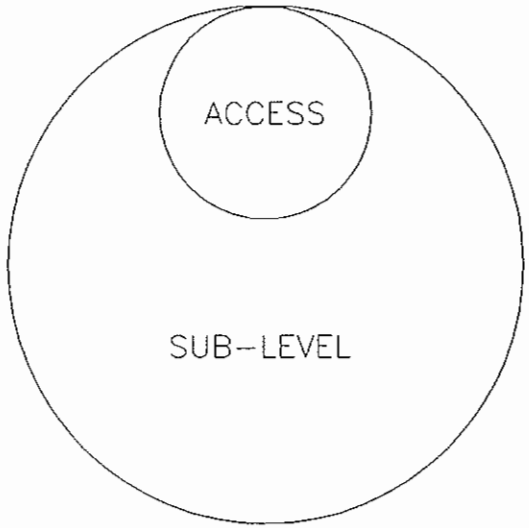


| | | | |
|---|---|---|---|
| AMIS | Site Plan<br>Marcoy Creek Pumping Station | AMIS Job Number: 701-1 | *Lead (Pb)*<br>*&*<br>*Asbestos*<br>*Inspection* |
| | | Drawn By: RAW | |
| | *P.O. Box 26905*<br>*Richmond, Virginia 23261*<br>*(804) 276-6575* | Date: May 8, 2003 | |
| | | Scale: Not to Scale | |

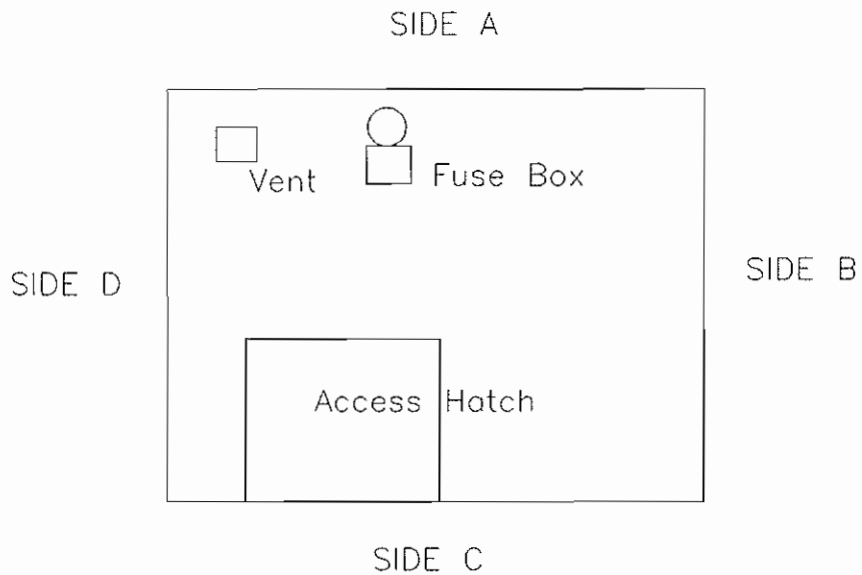


AMIS

Site Plan
River Crest Pumping Station

P.O. Box 26905
Richmond, Virginia 23261
(804) 276-6575

| | |
|---|---|
| AMIS Job Number: | 701-1 |
| Drawn By: | RAW |
| Date: | May 7, 2003 |
| Scale: | Not to Scale |

*Lead (Pb) & Asbestos Inspection*

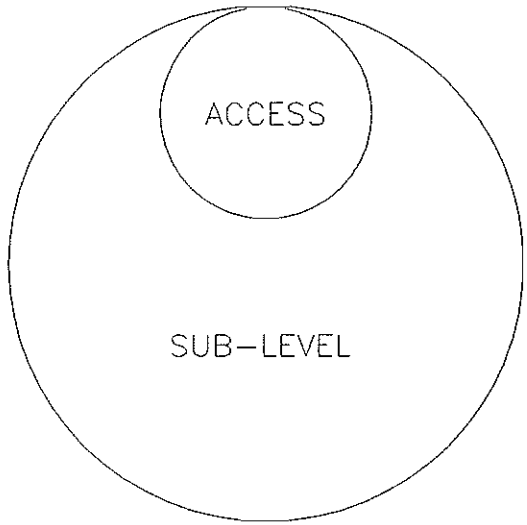


| | | | |
|---|---|---|---|
| AMIS | Site Plan<br>Palisades Pumping Station | AMIS Job Number: 701-1 | *Lead (Pb)*<br>*&*<br>*Asbestos*<br>*Inspection* |
| | | Drawn By: RAW | |
| | *P.O. Box 26905*<br>*Richmond, Virginia 23261*<br>*(804) 276-6575* | Date: May 8, 2003 | |
| | | Scale: Not to Scale | |

# ATTACHMENT IV

Table of Asbestos Containing Materials

## Asbestos & Lead-based Paint Inspection
## Arlington County Water Pollution Control Plant
## Arlington County, Virginia
## May 2003

### Asbestos Containing Materials

| Location | Material | Sample ID | Contained Asbestos by Weight (%) | Approx Qty | Type of Asbestos |
|---|---|---|---|---|---|
| Blower Bldg. | Vinyl Floor Tile | 55-1 | 2 | 100 $ft^2$ | Chrysotile |
| Blower Bldg. | Vinyl Floor Tile | 55-2 | 2 | 1,200 $ft^2$ | Chrysotile |
| 2nd Step Lime Reactor Tank | Pipe Covering | 56-19 | 5 | 30 ft of 24" dia piping | Chrysotile |
| Lime Solids Handling Bldg | Exhaust Duct Flexible Connection | 56-26 | 3 | 3 ea | Chrysotile |
| Lime Solids Handling Bldg Lower Roof | Flashing | 59-53 | 15 | 260 linear ft | Chrysotile |
| Lime Solids Handling Bldg Upper Roof | Flashing | 59-55 | 15 | 500 linear ft | Chrysotile |
| Lime Sludge Thickener Bldg | Flashing | 59-58 | 7 | 100 linear ft | Chrysotile |
| Carbon Bldg | #1 Boiler Gasket | 59-59 | 70 | I gasket | Chrysotile |
| Carbon Bldg | #2 Boiler Gasket | 59-62 | 70 | I gasket | Chrysotile |
| 1st Step Lime Reactor Tanks | Control Bldg Roof Flashing | 51403-2 | 20 | 80 linear ft | Chrysotile |
| 1st Step Lime Reactor Tanks | Access Bldg Roof Flashing | 51403-4 | 20 | 80 linear ft | Chrysotile |
| 2nd Step Lime Reactor Tanks | Access Bldg Roof Flashing | 51403-6 | 20 | 80 linear ft | Chrysotile |
| 2nd Step Lime Reactor Tanks | Control Bldg Roof Flashing | 51403-8 | 20 | 80 linear ft | Chrysotile |
| Gulf Run Remote Pump Station | Ceiling Tile Adhesive | 57-36 | 2 | 340 $ft^2$ | Chrysotile |
| Windy Run Remote Pump Station | Exhaust Duct Flexible Connection (Cloth) | 57-42 | 40 | 2 ea | Chrysotile |
| Donaldson Run Remote Pump Station | Pipe Elbow Covering | 58-48 | 2 | 1 ea | Chrysotile |
| Donaldson Run Remote Pump Station | Ceiling Tile Adhesive | 58-50(b) | Trace (<1%) | 340 $ft^2$ | Chrysotile |

# ATTACHMENT V

Inspector Licenses

DEPARTMENT OF PROFESSIONAL AND OCCUPATIONAL REGULATION
COMMONWEALTH OF VIRGINIA
3600 West Broad Street, Richmond, VA 23230
Telephone: 1 (804) 367-8500

EXPIRES ON
12-31-2003

NUMBER
3303 001274

VIRGINIA ASBESTOS LICENSE
INSPECTOR LICENSE

SEAN PATRICK COSTELLO
2127 HANOVER AVE

RICHMOND, VA 23220

Louise F. Ware
Louise F. Ware, Director

ALTERATION OF THIS DOCUMENT, USE AFTER EXPIRATION, OR USE BY PERSONS OR FIRMS OTHER THAN THOSE NAMED MAY RESULT IN CRIMINAL PROSECUTION UNDER THE CODE OF VIRGINIA

(SEE REVERSE SIDE FOR NAME AND/OR ADDRESS CHANGE)

(POCKET CARD)

COMMONWEALTH OF VIRGINIA
VIRGINIA ASBESTOS LICENSE
INSPECTOR LICENSE

NUMBER: 3303 001274 EXPIRES 12-31-2003

SEAN PATRICK COSTELLO
2127 HANOVER AVE

RICHMOND VA 23220

(DETACH HERE)

DEPARTMENT OF PROFESSIONAL AND OCCUPATIONAL REGULATION
3600 West Broad Street, Richmond, Virginia 23230

ALTERATION OF THIS DOCUMENT, USE AFTER EXPIRATION, OR USE BY PERSONS OR FIRMS OTHER THAN THOSE NAMED MAY RESULT IN CRIMINAL PROSECUTION UNDER THE CODE OF VIRGINIA

DEPARTMENT OF PROFESSIONAL AND OCCUPATIONAL REGULATION
COMMONWEALTH OF VIRGINIA
3600 West Broad Street, Richmond, VA 23230
Telephone: 1 (804) 367-8500

EXPIRES ON
06-30-2003

NUMBER
3356 000118

VIRGINIA LEAD LICENSE
LEAD INSPECTOR/RISK ASSESSOR
LICENSE

ROBERT ALAN WORRELL
3106 GHENT DR

CHESTERFIELD, VA 23832

Louise F. Ware

Louise F. Ware, Director

ALTERATION OF THIS DOCUMENT, USE AFTER EXPIRATION, OR USE BY PERSONS OR FIRMS OTHER THAN THOSE NAMED MAY RESULT IN CRIMINAL PROSECUTION UNDER THE CODE OF VIRGINIA

(SEE REVERSE SIDE FOR NAME AND/OR ADDRESS CHANGE)

(POCKET CARD)

COMMONWEALTH OF VIRGINIA

VIRGINIA LEAD LICENSE

LEAD INSPECTOR/RISK ASSESSOR LICENSE
NUMBER: 3356 000118 EXP[illegible]-30-2003

ROBERT ALAN WORRELL
3106 GHENT DR

CHESTERFIELD, VA 23832

(FOLD)

(DETACH HERE)

DEPARTMENT OF PROFESSIONAL AND OCCUPATIONAL REGULATION
3600 West Broad Street, Richmond, Virginia 23230

ALTERATION OF THIS DOCUMENT, USE AFTER EXPIRATION, OR USE BY PERSONS OR FIRMS OTHER THAN THOSE NAMED MAY RESULT IN CRIMINAL PROSECUTION UNDER THE CODE OF VIRGINIA.

# ATTACHMENT VI

Drawings

MODIFY FILTER CELLS 5A, 5B & 3B UNDERDRAIN SYSTEM SEE PARTIAL PLANS, SECTIONS, & DETAILS OF TYPICAL FILTER CELLS. ON SHTS E4M-6 & E4M-7

SPECIAL WORK ITEM NO. 4

(2)

NEW FM TO BE INSULATED THIS SECTION.

42" BACKWASH PIPE TO BACKWASH EFFLUENT TANK

NEW 36" STEEL CARBON FILTER PUMP STATION FORCE MAIN, SEE SHT. E8M-1

MAGNETIC FLOW METER

60" STEEL INLET PIPE (BURIED)

CARBON REGENERATION BUILDING

DETAIL (A) E4M-10 NEW AIR RELEASE VALVE, TYPE "B"

EX. ARWASH PIPE

CENTRAL CONTROL AND METER PANEL

INLET RISER CHAMBER

EX. 3" ARTPEW PIPE

LOCATION OF NEW COMPUTER BY OTHERS

DETAIL (A) E4M-11 NEW PLANT WATER CONNECTION

HANDRAIL, TYP

SLICE GATE, TYP 2

12" DRAIN VALVE, TYP. 2

48"x36" REVERSE TRAVEL INFLUENT SLICE GATE, TYP 8

16"x16" DRAINDOWN SLICE GATE, TYP 16

INFLUENT CHANNEL (BELOW)

DETAIL (B) E4M-5 MODIFY GATE & VALVE OPERATORS, TYP. 16 PLACES

48"x48" WASH WATER EFFLUENT BUTTERFLY VALVE TO OUTLET CHANNEL BELOW INFLUENT CHANNEL, TYP 8

DETAIL (A) E4M-5 MODIFY GATE & VALVE OPERATORS, TYP. 8 PLACES

TEMPORARY WALL

DETAIL (B) E4M-10 NEW AIR RELEASE VALVES TYPE "A"

36" BACKWASH HEADER ℄ EL 38.0 ±

EX. LADDERS TYP 8 PLACES

ARWASH HEADER EL 29.0 ±

OUTLET, TYP

CARBON FILTER CONTROL PANELS TYP 16

7B 7A 5B 5A 3B 3A 1B 1A

8B 8A 6B 6A 4B 4A 2B 2A

DETAIL (C) E4M-1 NEW VENT DUCT

DETAILS (A-1, A-2) E4M-8 BACKWASH CONTROL VALVE VAULT

EFF. 30"x 18" SLUICE GATE, TYP 16

BACKWASH CONTROL VALVE VAULT, TOP EL. 17.33 ±

36" BACKWASH WATER PIPE FROM GRAVITY FILTER PUMP STA.

EX. ACCESS HATCH

NEW EXHAUST FAN EF-102

NEW 36" BACKWASH WATER OVERFLOW LOOP, SEE SHEET E4M-2

EFFLUENT CHANNEL

72" RCP EFFLUENT PIPE TO REAERATION TANKS

8" BRANCH ARWASH PIPE, TYP. 16

24" BRANCH BACKWASH PIPE, TYP. 16

DETAIL (A) E4M-10 NEW AIR RELEASE VALVE, TYPE "B"

DETAIL (B) E4M-11 REMOVE EX. AIR VENT PIPING, TYP. 16

EFFLUENT WEIR TYP.

10" ACTIVATED CARBON RETURN DISCHARGE PIPE TYP. 16

BACKWASH EFFLUENT TROUGH, TYP. 8 EACH FILTER

CONC. BEAM, TYP.

## PLAN AT EL. 50.0

SCALE: 1/8"=1'-0"

DETAIL (C) E4M-1 NEW VENT DUCT

DETAIL (A) E4M-1 NEW OPENING

NEW EXHAUST FAN EF-102

MOUNT EXHAUST FAN ON FIELD FABRICATED CURB. SEE SPEC'S FOR UNIT REQMTS. PROVIDE RUBBER SHEAR PADS BETWEEN FAN CURB & CONC. CURB

10"x10" ALUM. DUCT FASTENED TO SLAB, W/2x2x3/16 ALUM. ANGLES & STAINLESS STEEL BOLTS

EF-102 HUMIDISTAT WIRED TO NEW LIGHT SWITCH. REFER TO "E" DWGS. FOR WIRING DIAGRAM.

10"x10" ALUM. DUCT

12"x12" ALUM. INLET W/ 3/4" W.M. ALUM. SCREEN

1'-6"

## SECTION (1) E4M-1

SCALE: 1/4"=1'-0"

DETAIL (B) E4M-1 NEW CURB

APPLY EPOXY BONDING COMPOUND ON CLEANED & ROUGHENED SURFACE BEFORE PLACING NEW CONCRETE. FINISH SURFACE TO MATCH EXISTING

CUT AND CLEAN EX. REINF. BARS 2" FROM FINISHED OPENING

TO EX. SLAB

1-# 4 ⊏ T&BOT

OPN'G **

4" MIN. CONC.

** INDICATES DIMENSION TO BE COORDINATED WITH HVAC CONTRACTOR & APPROVED EQUIPMENT

## NEW OPENING AT EXISTING SLAB

DETAIL (A) E4M-1

SCALE: NONE

8"

# 4 CONT.

3/4" SAW CUT ALL AROUND

2" MIN.

TO EX. SLAB

APPLY EPOXY BONDING COMPOUND ON CLEANED & ROUGHENED SURFACE PRIOR TO PLACING NEW CONCRETE

DRILL 3/4" ø HOLES 4" DEEP & GROUT # 4 DWLS @ 12"

## NEW CURB ON EXISTING SLAB

DETAIL (B) E4M-1

SCALE: NONE

10" STAINLESS STEEL TYPE 304 18 GA

12"ø INLET W/ 3/4" S.S. W.M. SCREEN

24"

4"

12"

EX. CONCRETE SLAB

## NEW VENT DUCT

DETAIL (C) E4M-1.9

SCALE: NONE

DESIGNED BY: CRS

DRAWN BY: CTC/MD/DPW

CHECKED BY/DATE: TMI/MJH 0-_-89

DWG-

CAMP DRESSER & McKEE

ARLINGTON COUNTY, VIRGINIA
WATER POLLUTION CONTROL PLANT
UPGRADE AND EXPANSION - PHASE I

CARBON FILTER

SCALE NOTE

CONTRACT NO 89-01-WPC

YEAR 1989

LOCATION CODE E4

SPECIAL CODE M

PROJECT NO 5002-031

FILE NAME E4M-1.DWG

DRAWING NO E4M-1

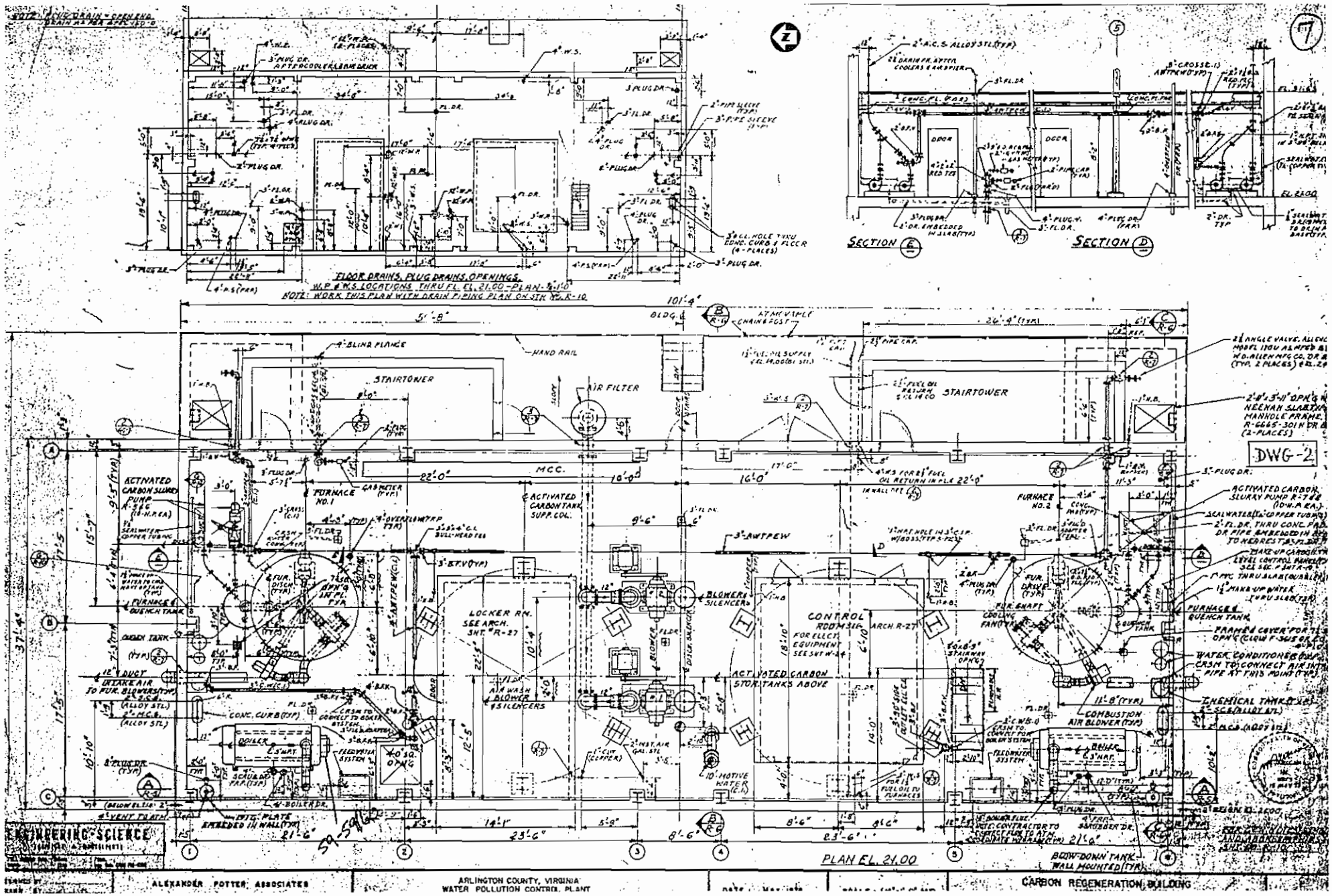
FLOOR DRAINS, PLUG DRAINS, OPENINGS
SECTION E
SECTION D
STAIRTOWER
AIR FILTER
MCC.
FURNACE NO. 1
FURNACE NO. 2
ACTIVATED CARBON TANK SUPP. COL.
LOCKER RM. SEE ARCH. SHT. R-27
CONTROL ROOM SEE ARCH. R-27
ACTIVATED CARBON STOR. TANKS ABOVE
COMBUSTION AIR BLOWER (TYP)
BOILER
DWG-2
PLAN EL. 21.00
ENGINEERING-SCIENCE
ALEXANDER POTTER ASSOCIATES
ARLINGTON COUNTY, VIRGINIA
WATER POLLUTION CONTROL PLANT
CARBON REGENERATION BUILDING

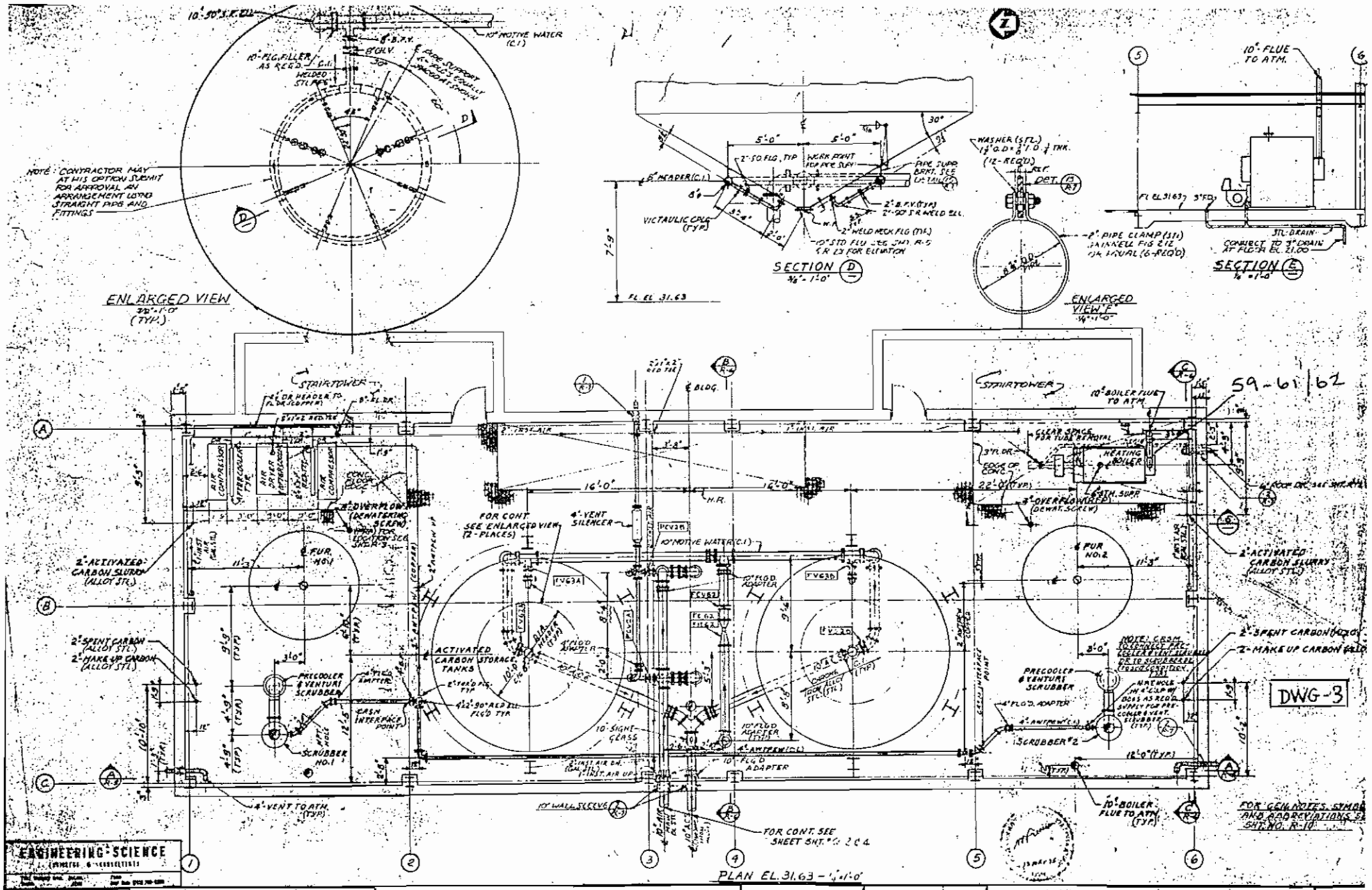
ENLARGED VIEW
(TYP.)
SECTION D
SECTION E
ENLARGED VIEW F
PLAN EL. 31.63
STAIRTOWER
ACTIVATED CARBON STORAGE TANKS
PRECOOLER & VENTURI SCRUBBER
SCRUBBER NO. 1
SCRUBBER #2
HEATING BOILER
10" BOILER FLUE TO ATM.
10" FLUE TO ATM.
2" ACTIVATED CARBON SLURRY (ALLOY STL.)
2" SPENT CARBON (ALLOY STL.)
2" MAKE UP CARBON (ALLOY STL.)
4" VENT TO ATM. (TYP.)
10" WALL SLEEVE
FOR CONT. SEE SHEET SHT. NO. 2 C 4
FOR CONT. SEE ENLARGED VIEW (2-PLACES)
4" VENT SILENCER
10" MOTIVE WATER (C.I.)
DWG-3
59-61/62
ENGINEERING SCIENCE
ALEXANDER POTTER ASSOCIATES
NEW YORK, N.Y.
ARLINGTON COUNTY, VIRGINIA
WATER POLLUTION CONTROL PLANT
ADVANCED WASTE TREATMENT
DATE: MAY 1976
SCALE: AS NOTED
CARBON REGENERATION BUILDING
MECHANICAL
PLAN EL. 31.63

(11)

DWG-4

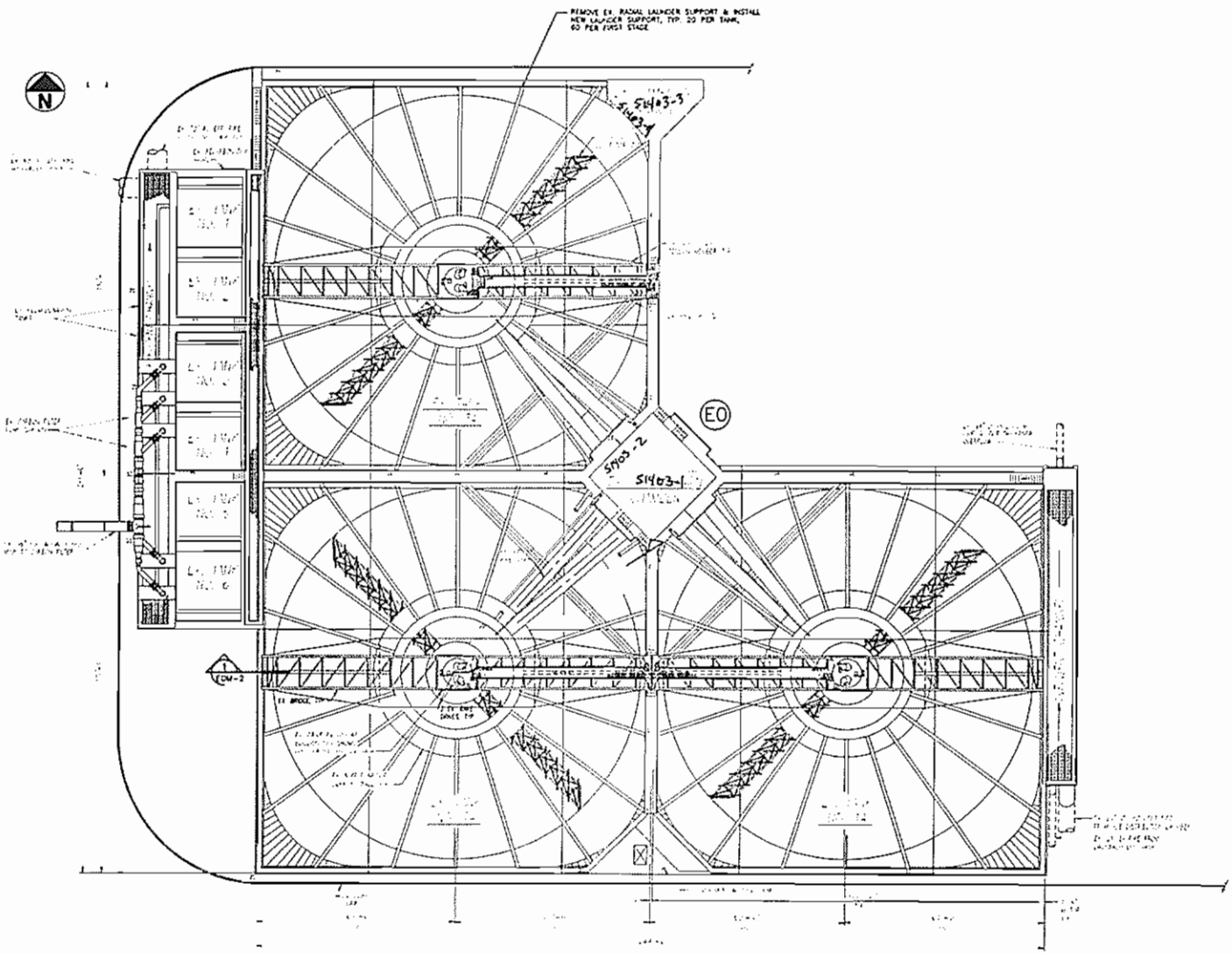


TOP PLAN
1/16"=1'-0"

NOTES:
1. ALL WORK FOR FIRST STAGE TANKS SHOWN ON DRAWING EOM-2

ECORD DRAWING

| | |
|---|---|
| DESIGNED BY: | --- |
| DRAWN BY: | GCM/PLR |
| CHECKED BY/DATE: | TDH 9/91 |

| | | | |
|---|---|---|---|
| 1 | 9/91 | TDH | ASC | RECORD DRAWING |

CAUP DRESSER & McKEE

THE DRAWING AND SPECIFICATIONS TO BE LIST PREPARATION BLUE & BURNS CONTRACTOR

COMMONWEALTH OF VIRGINIA
THOMAS D. HILL
No. 12522

ARLINGTON COUNTY, VIRGINIA
WATER POLLUTION CONTROL PLANT
UPGRADE AND EXPANSION- PHASE III

LIME REACTION TANKS
FIRST STAGE TANKS TOP PLAN

SCALE NOTE
SCALE BAR SHOWN BELOW ... FROM LINE ON A 1-SIZE DRAWING. WHEN ... ENHANCED, MEASURE, ... DETERMINE IF SCALES ... WILL REQUIRE ADJUSTING.

| | |
|---|---|
| CONTRACT NO | 90-02-WPC |
| YEAR | 1991 |
| LOCATION CODE | EO |
| SPECIAL CODE | M |
| PROJECT NO | 5002-33 |
| FILE NAME | EOM-01.DWG |
| DRAWING NO. | EOM-1 |

(13)

DWG-5

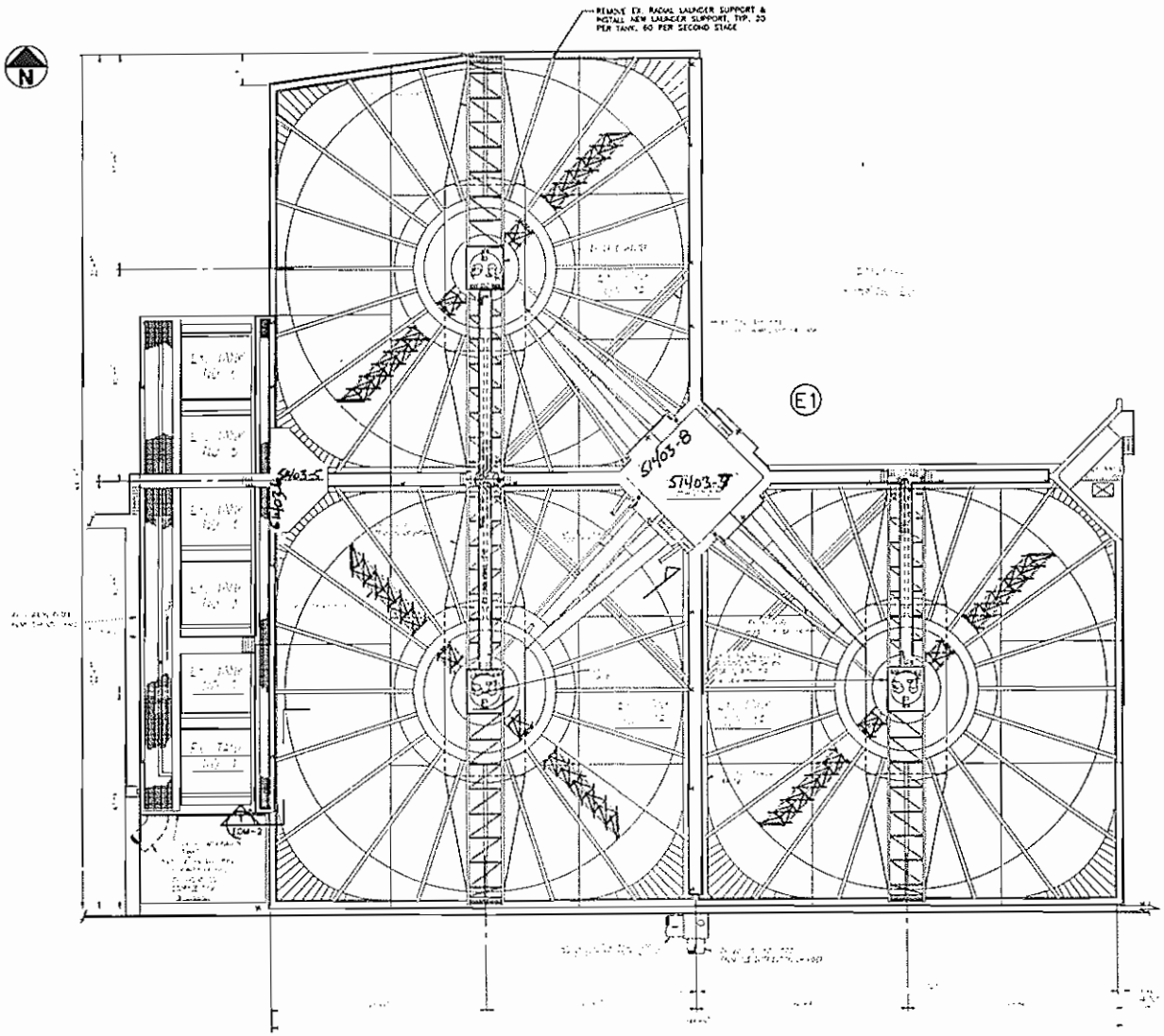


TOP PLAN
1/16"=1'-0"

NOTES:
1. ALL WORK FOR SECOND STAGE TANKS SHOWN ON DRAWING EDM-2.

ECORD DRAWING

DESIGNED BY: ---
DRAWN BY: CDM,PLR
CHECKED BY/DATE: TDH 9/91

COMMONWEALTH OF VIRGINIA
PHONG D. PHU
No. 11262

CAMP DRESSER & McKEE

THIS DRAWING HAS BEEN REVISED TO REFLECT CONDITIONS AS-BUILT. CONTRACTOR MUST VERIFY DIMENSIONS.
RITER AND SUTTER, P.C.

ARLINGTON COUNTY, VIRGINIA
WATER POLLUTION CONTROL PLANT
UPGRADE AND EXPANSION- PHASE III

LIME REACTION TANKS

SCALE NOTE

CONTRACT N
90-02-WP
YEAR 199
LOCATION CODE E1
SPEC CO
PROJECT N
5002-33
FILE NAME
E1M-01.DW
DRAWING N
E1M-1

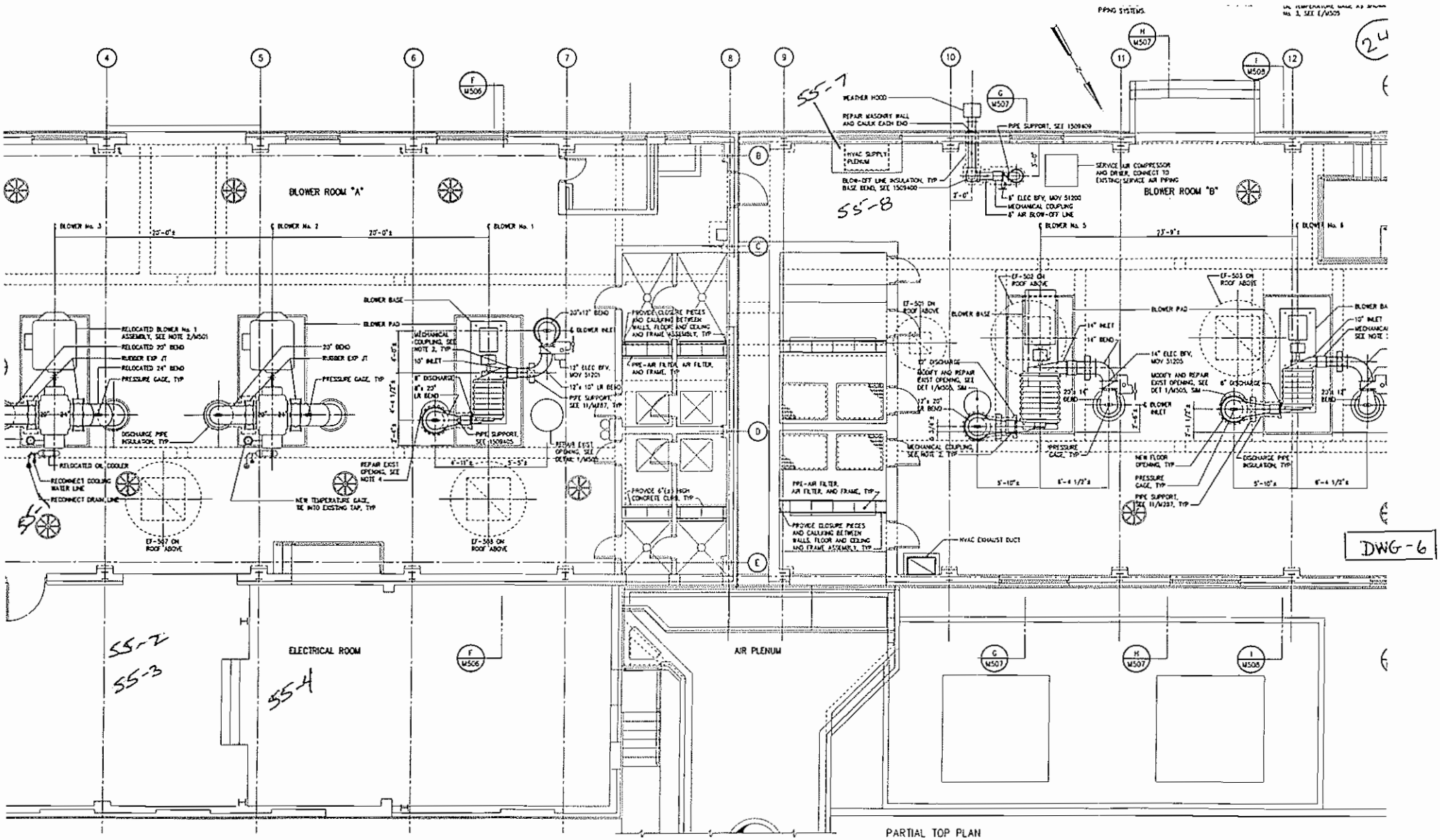


PARTIAL TOP PLAN

1/4"=1'-0"

| | | |
|---|---|---|
| CONSTRUCTION | JUNE 99 | |
| REGULATORY APPROVAL | MARCH 99 | |

DESIGNED JAC
DRAWN HGM
CHECKED
PROJ. ENGR. A.J.

**HAZEN AND SAWYER**
Environmental Engineers & Scientists
7242 Waples Mill Road, Fairfax, Virginia 22030

ARLINGTON COUNTY
WATER POLLUTION CONTROL PLANT

UPGRADE AND EXPANSION – PHASE IV-A
STAGE 1 BNR FACILITIES

BLOWER BUILDING
MECHANICAL
PARTIAL TOP PLAN

THE SCALE BAR SHOWN BELOW MEASURES ONE INCH LONG ON THE ORIGINAL DRAWING.

DATE
H & S J NUMBER
CONTRA NUMBE
96-02-1

OPERATING SHOP DRAWINGS FOR NEW EQUIPMENT, AND PIPING SYSTEMS.

2. REROUTE ALL SMALL PIPING AS REQUIRED FOR INSTALLATION OF NEW WORK.

3. NEW CHECK VALVES SHALL BE DOUBLE DOOR TYPE.

4. MECHANICAL COUPLING SHALL BE TYPE F x E DEPENDO-O-LOK BY BROCO INDUSTRIES.

5. BUTTERFLY VALVE SHALL BE INSTALLED WITH CHAIN WHEEL OPERATOR.

6. PLENUM CHAMBERS SHALL HAVE ALL SURFACES THOROUGHLY STEAM CLEANED PRIOR TO NEW FILTER INSTALLATION.

7. ◁ INDICATES SLIDING SUPPORT, SEE 1/M287

8. ◀ INDICATES FIXED SUPPORT, SEE 3/M287

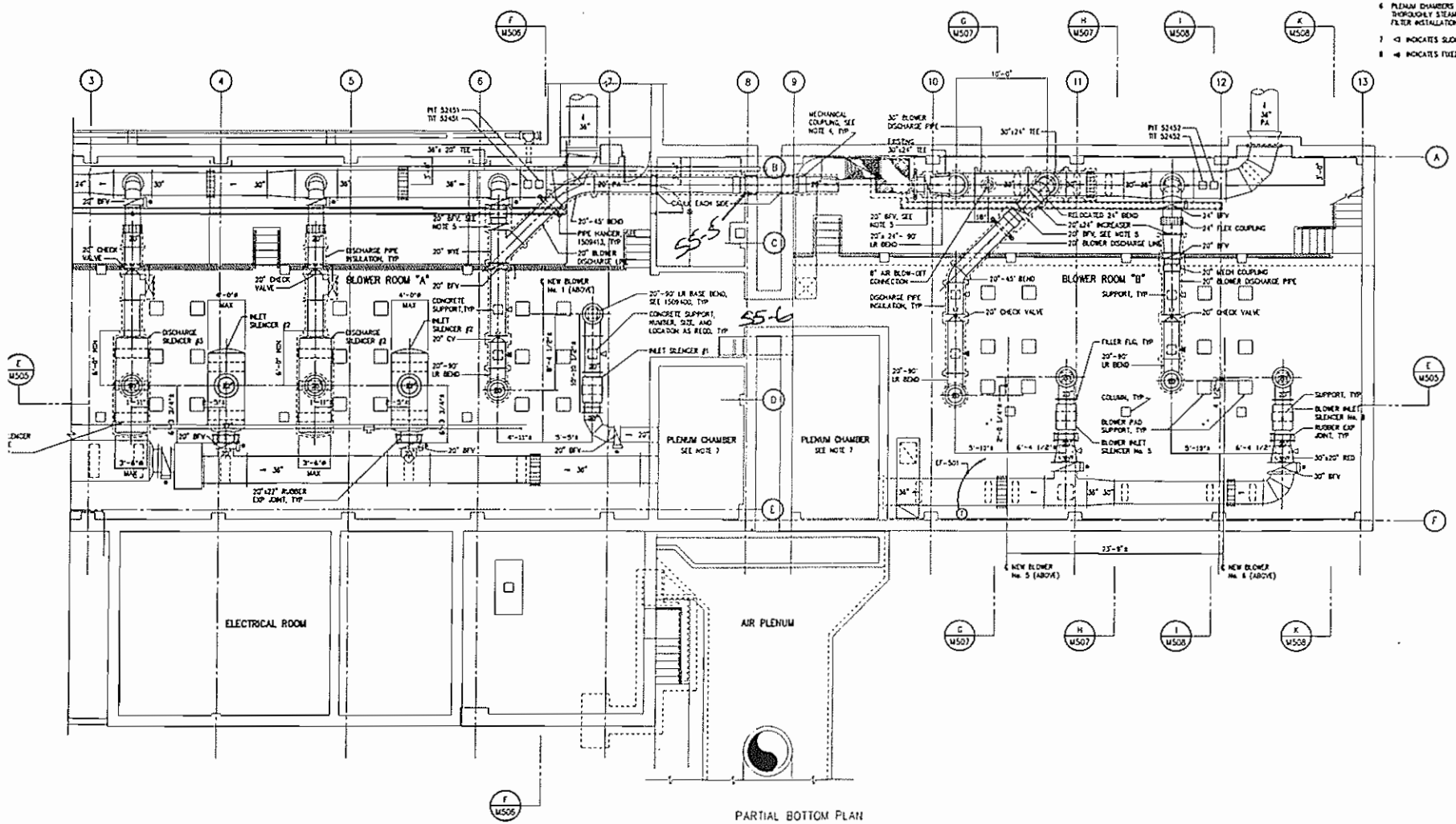


PARTIAL BOTTOM PLAN

3/16"=1'-0"

| | | | |
|---|---|---|---|
| DESIGNED | ASG | | |
| DRAWN | FXP | | |
| CHECKED | | | |
| PROJ.ENGR. | A.J.L. | | |

**HAZEN AND SAWYER**
Environmental Engineers & Scientists
11242 Waples Mill Road, Fairfax, Virginia 22030

ARLINGTON COUNTY
WATER POLLUTION CONTROL PLANT

UPGRADE AND EXPANSION – PHASE IV-A
STAGE 1 PHP FACILITIES

BLOWER BUILDING
MECHANICAL
PARTIAL BOTTOM PLAN

THE SCALE BAR SHOWN BELOW MEASURES ONE INCH LONG ON THE ORIGINAL DRAWING

| | |
|---|---|
| DATE | JULY, 1999 |
| H & S JOB NUMBER | 2936 |
| CONTRACT NUMBER | 98-02-WPC |
| DRAWING NUMBER | M503 |

TOTAL SUPPORT FOR PUMP, MOTOR, AND SUCTION COLUMN. PUMP IS OFF CENTER IN THE NORTH-SOUTH AXIS.

3 NEW PUMPS SHALL BE NUMBERED SEQUENTIALLY FROM EAST TO WEST.

4 CONTRACTOR SHALL MODIFY OR REPLACE THE G ACTUATOR EXTENSION SHAFT AS REQUIRED. COORDINATE WITH THE SUPPLIER OF THE NEW V ACTUATOR.

5 WHERE ANCHORING DEVICES AND/OR REBAR REI AFTER REMOVING OTHER ITEMS, REMOVE OR BUR BACK THE ANCHORING DEVICES AND/OR REBAR MIN 1" BELOW SURFACE AND PATCH HOLES WITH NON SHRINK GROUT MATERIAL PER SPECIFICATIO WHERE MOUNTING WAS ON A PAINTED SURFACE, CLEAN AND REPAINT AS SPECIFIED.

6 CLEAN AND SEAL EXISTING BRICK AND WALL EAI

7 PAINT EXISTING TROLLY HOIST AND SUPPORT STRUCTURE WITH SPECIFIED MATERIALS.

8 PATCH AND PAINT WALLS AND CEILING SURFACE: WITH SPECIFIED MATERIALS.

9 PAINT ALL HANDRAIL WITH SPECIFIED MATERIAL.

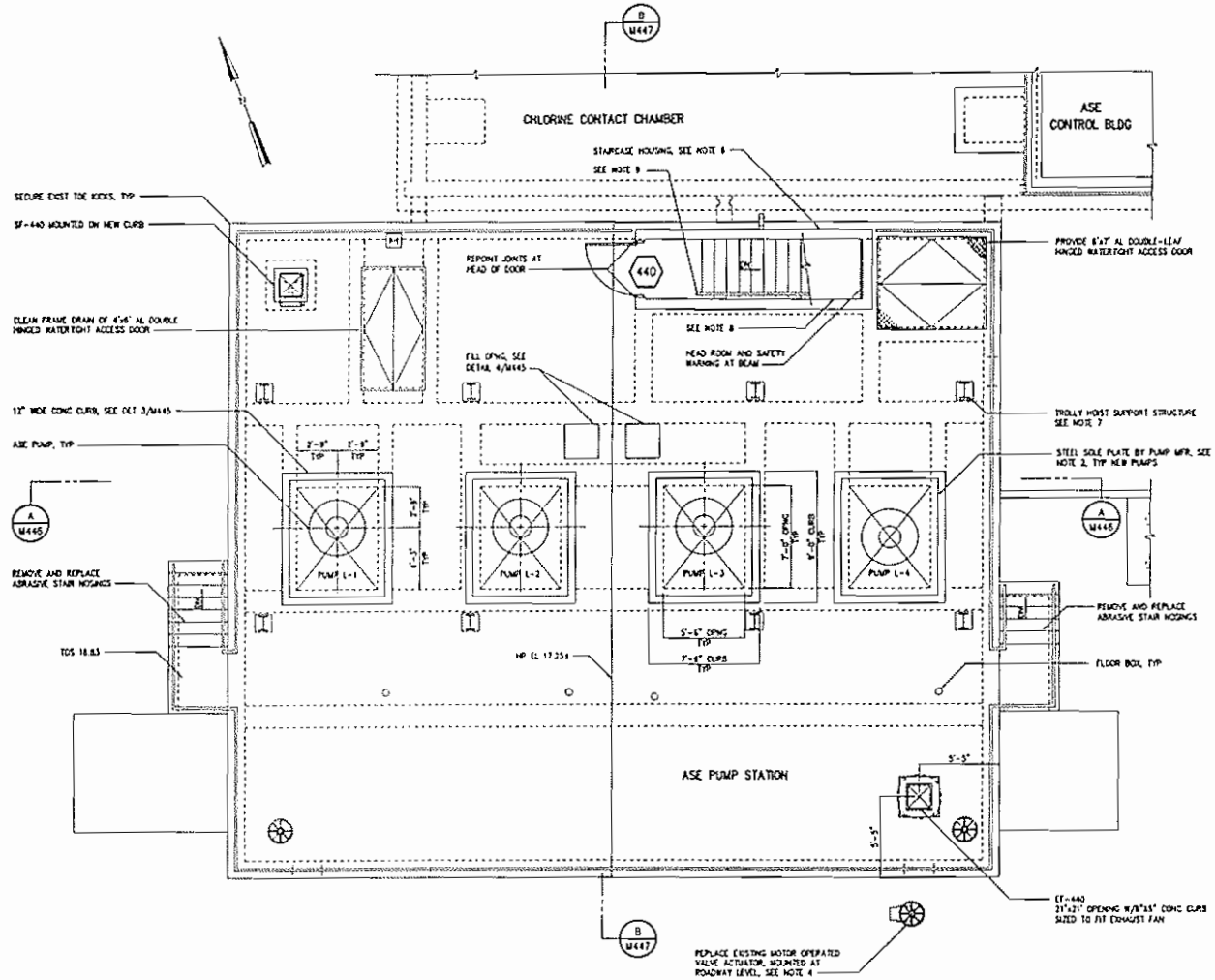


TOP PLAN

1/4"=1'-0"

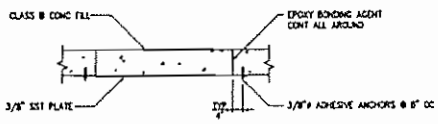


DETAIL 4 / M445

1/2"=1'-0"

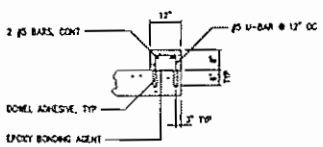


TYPICAL NEW CURB

DETAIL 3 / M445

1/2"=1'-0"

DWG-8

| | | | |
|---|---|---|---|
| | | | DESIGNED A.S. |
| | | | DRAWN FXP |
| | | | CHECKED |
| | | | PROJECT MGR. A.S. |
| ESTRUCTION | JUNE 99 | | |
| TORY APPROVAL | MARCH 99 | | |
| SUED FOR | DATE | BY | APPROVED |

HAZEN AND SAWYER
Environmental Engineers & Scientists
7242 Waples Mill Road, Fairfax, Virginia 22030

ARLINGTON COUNTY
WATER POLLUTION CONTROL PLANT

UPGRADE AND EXPANSION – PHASE IV-A
STAGE 1 BNR FACILITIES

ASE PUMP STATION
MECHANICAL
TOP PLAN

THE SCALE BAR SHOWN BELOW MEASURES ONE INCH LONG ON THE ORIGINAL DRAWING.

| | |
|---|---|
| DATE | JULY, 1999 |
| H & S JOB NUMBER | 2936 |
| CONTRACT NUMBER | DRAWING NUMBER |
| 98-02-WPC | M44 |

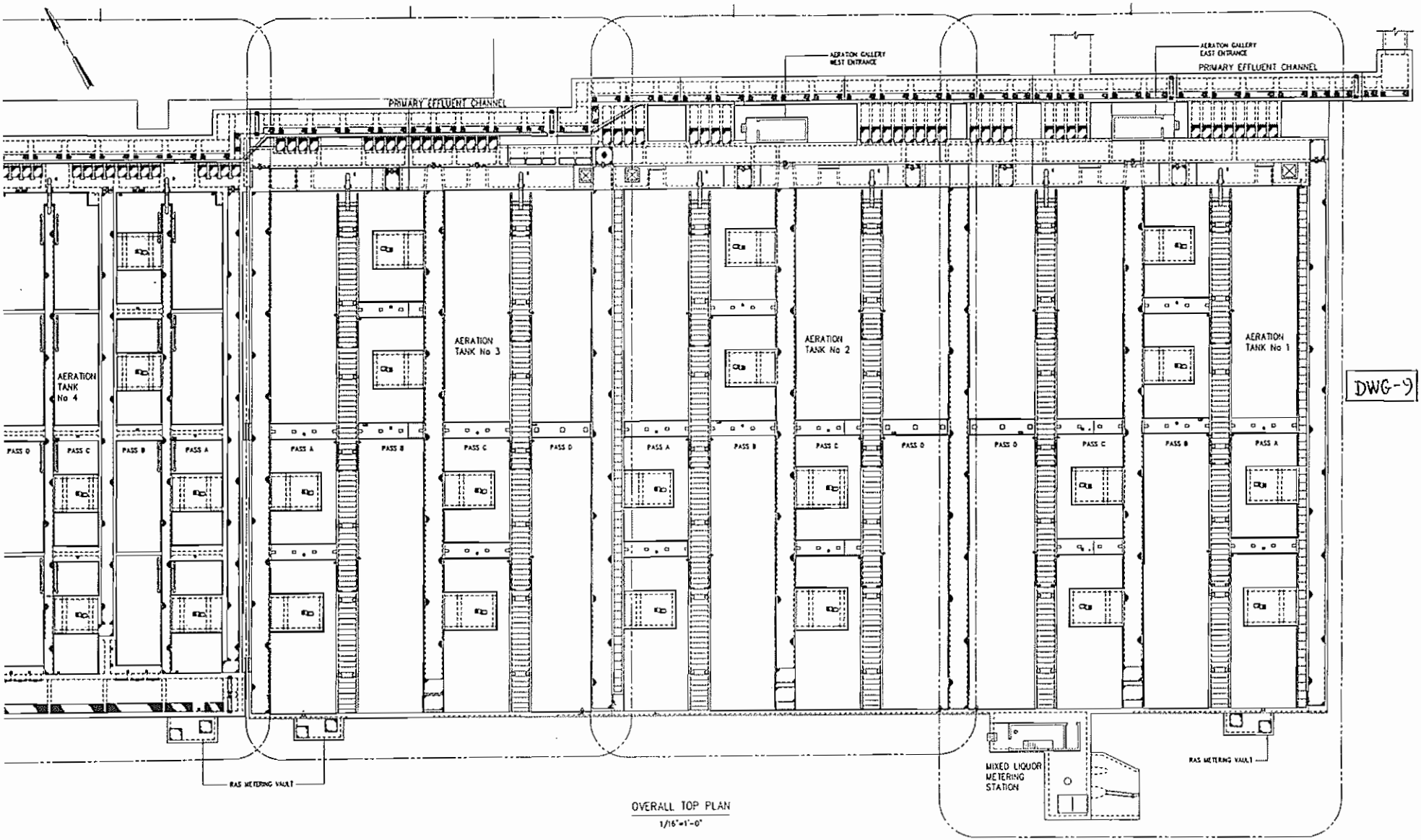


OVERALL TOP PLAN

1/16"=1'-0"

| | | |
|---|---|---|
| CONSTRUCTION | JUNE 99 | |
| REGULATORY APPROVAL | MARCH 99 | |
| ISSUED FOR | DATE | BY |

DESIGNED JAC
DRAWN WAM
CHECKED
PROJ. ENGR. A.J.
APPROVED

HAZEN AND SAWYER
Environmental Engineers & Scientists
12242 Waples Mill Road, Fairfax, Virginia 22030

ARLINGTON COUNTY
WATER POLLUTION CONTROL PLANT

UPGRADE AND EXPANSION – PHASE IV-A
STAGE 1 BNR FACILITIES

AERATION TANKS
MECHANICAL
OVERALL TOP PLAN

THE SCALE BAR SHOWN BELOW MEASURES ONE INCH LONG ON THE ORIGINAL DRAWING.

DATE JULY, 1999
H & S JOB NUMBER 2936
CONTRACT NUMBER 95-02-WPC
DRAWING NUMBER M2C

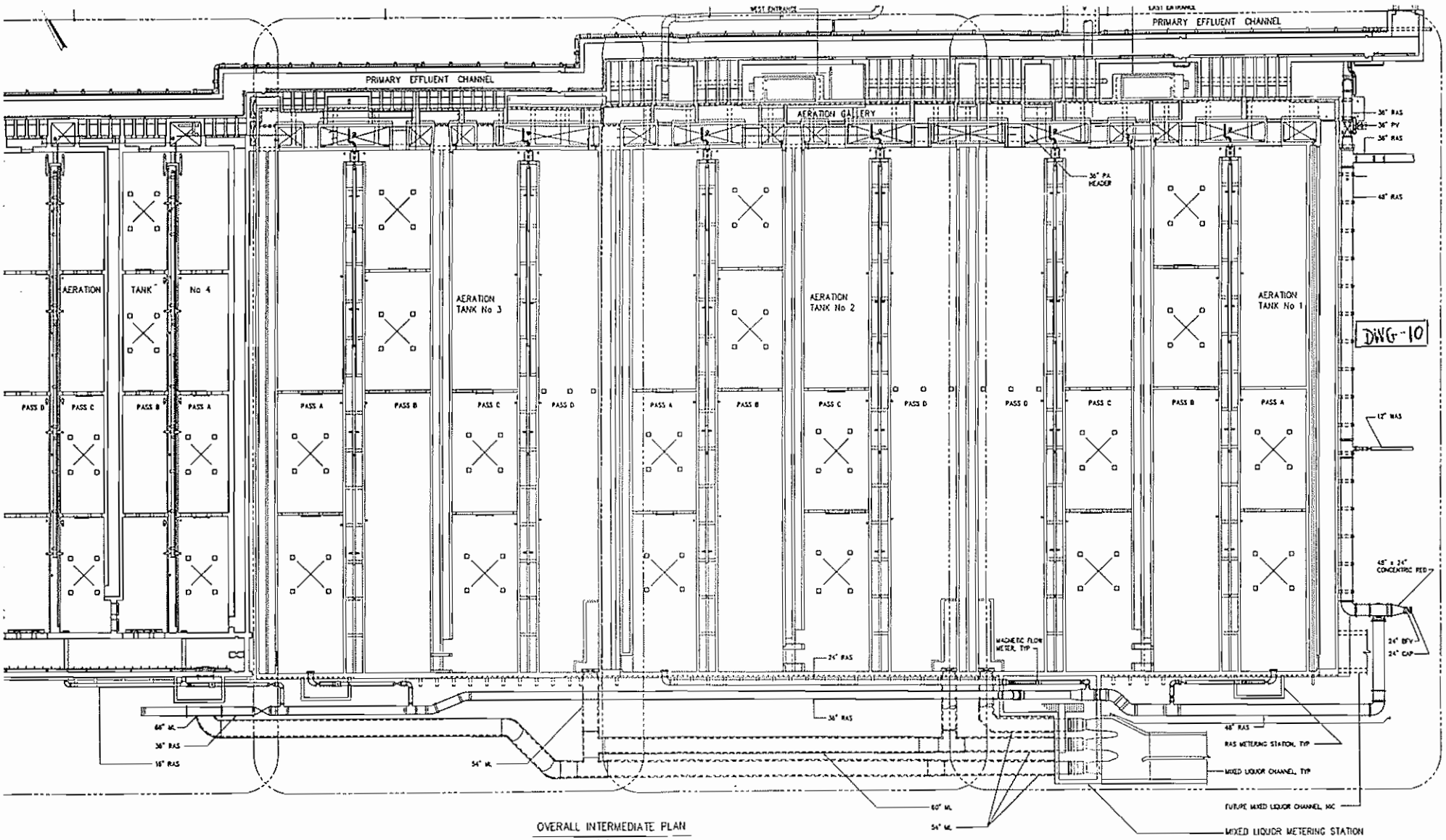


OVERALL INTERMEDIATE PLAN

1/16"=1'-0"

| | | | |
|---|---|---|---|
| CONSTRUCTION | JUNE 99 | | |
| REGULATORY APPROVAL | MARCH 99 | | |
| ISSUED FOR | DATE | BY | |

DESIGNED JAC
DRAWN WAM
CHECKED
PROJ.ENGR. A.J.L.
APPROVED

HAZEN AND SAWYER
Environmental Engineers & Scientists
12242 Waples Mill Road, Fairfax, Virginia 22030

ARLINGTON COUNTY
WATER POLLUTION CONTROL PLANT

UPGRADE AND EXPANSION – PHASE IV-A
STAGE 1 BNR FACILITIES

AERATION TANKS
MECHANICAL
OVERALL INTERMEDIATE PLAN

THE SCALE BAR SHOWN BELOW MEASURES ONE INCH LONG ON THE ORIGINAL DRAWING.

DATE JULY, 19
H & S JOB NUMBER 29
CONTRACT NUMBER 98-02-WPC
DRA NU M2

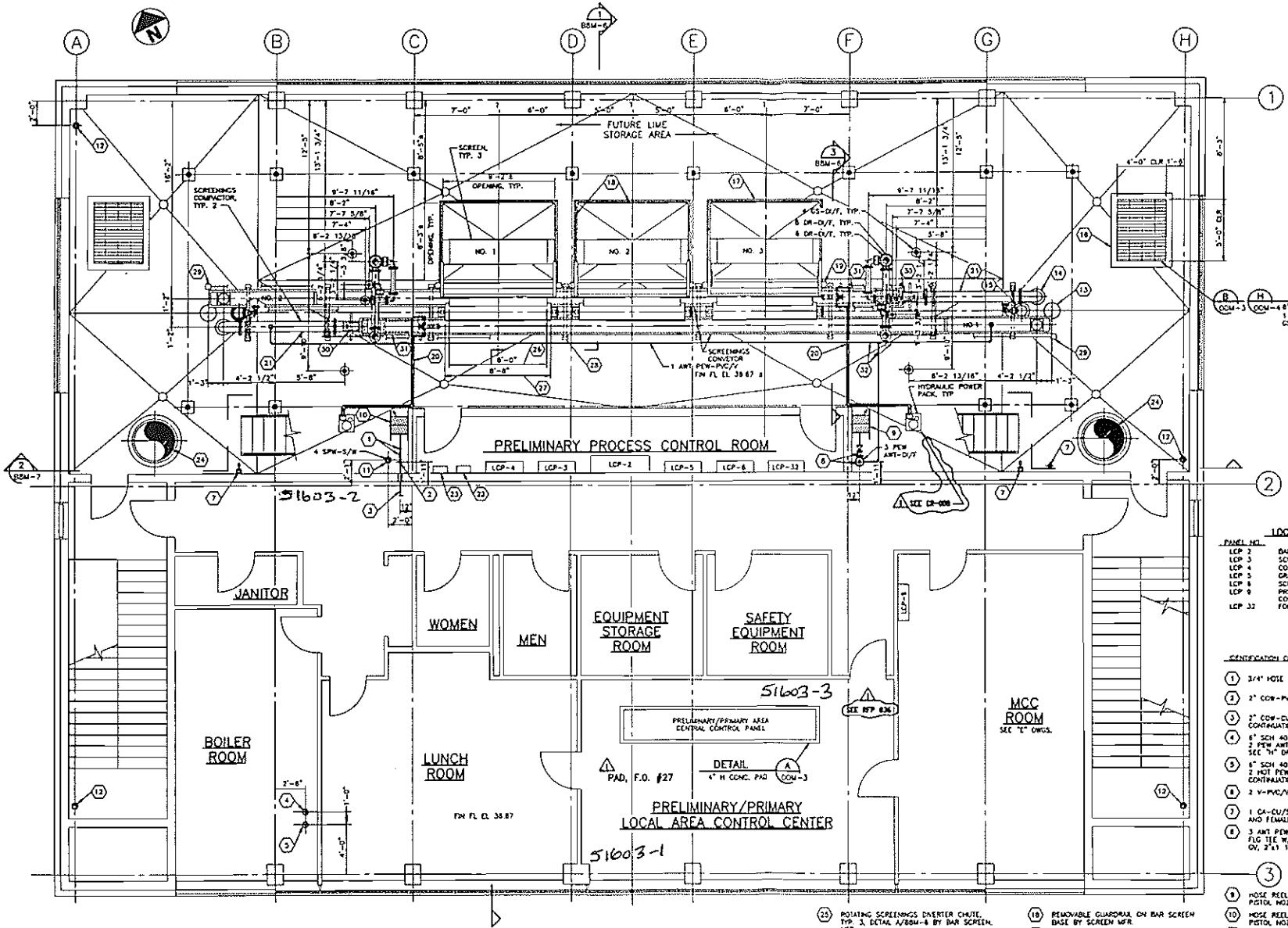


PLAN AT EL. 36.67

SCALE: 1/4"=1'-0"

## LOCAL CONTROL PANELS

| PANEL NO. | PANEL NAME |
|---|---|
| LCP 2 | BAR SCREEN/SCREENINGS CONVEYOR CONTROL PANEL |
| LCP 3 | SCUM CONCENTRATOR CONTROL PANEL |
| LCP 4 | CONCENTRATED SCUM PUMP CONTROL PANEL |
| LCP 5 | GRIT CLASSIFIER CONTROL PANEL |
| LCP 6 | SCREENINGS COMPACTOR CONTROL PANEL |
| LCP 9 | PRIMARY CLARIFIER SLUDGE/SCUM COLLECTOR CONTROL PANEL |
| LCP 32 | FOUL AIR BLOWER CONTROL PANEL |

IDENTIFICATION CODES

1. 3/4" HOSE BIBB AND VACUUM BREAKER FOR CDV, 3'-0" AFF.
2. 2" CON-PVC/V UP FROM 3" SCH 40 PVC SLEEVE.
3. 2" CON-CU/S WITH THREADED ADAPTER TO PVC. FOR CONTINUATION SEE "P" DRAWINGS.
4. 6" SCH 40 PVC SLEEVE THROUGH FLOOR WITH 2 PEW ANT-PVC/V TO HOT WATER TANK. FOR CONTINUATION SEE "H" DRAWINGS.
5. 6" SCH 40 PVC SLEEVE THROUGH FLOOR WITH INSULATED 2 HOT PEW ANT-CU/S FROM HOT WATER TANK. FOR CONTINUATION SEE "H" DRAWINGS.
6. 2 V-PVC/V VENT PIPE IN 4" SCH. 40 PVC SLEEVE
7. 1 CA-CU/S AIR PIPE THROUGH 2" SCH. 40 PVC SLEEVE AND FEMALE QUICK CONNECTOR 3' AFF
8. 3 ANT PEW-D/T UP FROM 8" SCH. 40 PVC SLEEVE W/3" DI FLG TEE W/ BF ON VERT. LEG & 3"x2" DI FLG REDUCER, 2" CV, 2"x1 1/2" RED. FLG., & HOSE CONN. ON HORIZONTAL LEG.
9. HOSE REEL W/ 75' OF 1 1/2" HOSE & ADJUSTABLE PISTOL NOZZLE. MOUNT REEL 4 FT. AFF. SEE WPC-019
10. HOSE REEL W/ 75' OF 3/4" HOSE & ADJUSTABLE PISTOL NOZZLE. MOUNT REEL 4 FT. AFF.
11. 4 SPW-S/W SPRINKLER WATER PIPE UP THROUGH 6" SCH 40 PVC SLEEVE. SEE "P" DWGS
12. 4" ROOF STORM DRAIN RISER DOWN THROUGH 6" SCH. 40 PVC SLEEVE. SEE "P" DWGS
13. 10"x12" DI FLG REDUCER W/ COLLAR W/ B.F. ON EACH END (FOR FUTURE USE). TYP. 2
14. 10"x12" DI FLG REDUCER W/ COLLAR W/ 10" SS.
15. 4"x4" DI FLG TEE W/ BF ON VERT. LEG & 4"x2" DI FLG REDUCER, 2" CV, 2"x1 1/2" RED. FLG., & HOSE CONN. ON HORIZONTAL LEG.
16. 4"x4" DI FLG TEE W/ BF ON VERT. LEG & 4"x2" DI FLG REDUCER, 2" CV, 2"x1 1/2" RED. FLG., & HOSE CONN. ON HORIZONTAL LEG.
17. 4 CA-CU/S AIR PIPE THROUGH 2" SCH. 40 PVC SLEEVE AND FEMALE QUICK CONNECTOR 3' AFF
18. 4 ANT PEW-D/T UP FROM 8" SCH. 40 PVC SLEEVE W/3" DI FLG TEE W/ BF ON VERT. LEG & 3"x2" DI FLG REDUCER, 2" CV, 2"x1 1/2" RED. FLG., & HOSE CONN. ON HORIZONTAL LEG.
19. 4 ANT PEW-D/T UP FROM 8" SCH. 40 PVC SLEEVE W/3" DI FLG TEE W/ BF ON VERT. LEG & 3"x2" DI FLG REDUCER, 2" CV, 2"x1 1/2" RED. FLG., & HOSE CONN. ON HORIZONTAL LEG.
20. 4 ANT PEW-D/T UP FROM 8" SCH. 40 PVC SLEEVE W/3" DI FLG TEE W/ BF ON VERT. LEG & 3"x2" DI FLG REDUCER, 2" CV, 2"x1 1/2" RED. FLG., & HOSE CONN. ON HORIZONTAL LEG.
21. 4 ANT PEW-D/T UP FROM 8" SCH. 40 PVC SLEEVE W/3" DI FLG TEE W/ BF ON VERT. LEG & 3"x2" DI FLG REDUCER, 2" CV, 2"x1 1/2" RED. FLG., & HOSE CONN. ON HORIZONTAL LEG.
22. 4 ANT PEW-D/T UP FROM 8" SCH. 40 PVC SLEEVE W/3" DI FLG TEE W/ BF ON VERT. LEG & 3"x2" DI FLG REDUCER, 2" CV, 2"x1 1/2" RED. FLG., & HOSE CONN. ON HORIZONTAL LEG.
23. ROTATING SCREENINGS DIVERTER CHUTE. TYP. 3. DETAIL A/BSM-6 BY BAR SCREEN. MFR.
24. WIDTH OF BAR SCREEN CHUTE 6'-0", TYP. 3
25. CLEAR WIDTH OF ROTATING SCREENINGS DIVERTER CHUTE 8'-8", TYP. 3
26. GS SCREW CONVEYOR SUPPORT, TYP.
27. REMOVABLE GUARDRAIL ON BAR SCREEN BASE BY SCREEN MFR.
28. EMERGENCY PULL CORD SCREEN SHUT-OFF SWITCH. ATTACH CORD TO TOP OF GUARDRAIL (NOT SHOWN). TYP. 2 SWITCHES PER SCREEN BY SCREEN MFR.
29. HYDRAULIC OIL PIPES & ELEC. CONDUITS & CONTROL CONDUCTORS AS REQUIRED BY SCREENINGS PRESS MFR., MOUNT HIGH TO PLATFORM FRAME.

DRAWING

SCALE NOTE

SCALE BAR SHOWN BELOW EQUAL INCH LENGTH ON A FULL SIZE DRAWING. WHEN SCALE DRAWINGS, MEASURE BAR, DETERMINE # SCALE USED AND WILL REQUIRE ADJUSTING

CONTRACT NO. 90-02-WPC

YEAR 1991

LOCATION CODE B8 | SPECIALT CODE M

ARLINGTON COUNTY, VIRGINIA
WATER POLLUTION CONTROL PLANT
UPGRADE AND EXPANSION- PHASE IIB

PRELIMINARY TREATMENT BUILDING
SECOND FLOOR PLAN

CAMP DRESSER & McKEE

THIS DRAWING HAS BEEN REVISED BY BLAKE AND SLATTER, P.C. ARCHITECTS AND ENGINEERS FOR BIDDING CONSTRUCTION

DESIGNED BY: KCW
DRAWN BY: CLP
CHECKED BY/DATE: TDH 9/91
APPROVED BY/DATE:

| NO. | DATE | DRAWN | CHK'D | DESCRIPTION |
|---|---|---|---|---|
| 1 | 8/97 | FZP | ADC | RECORD DRAWING |

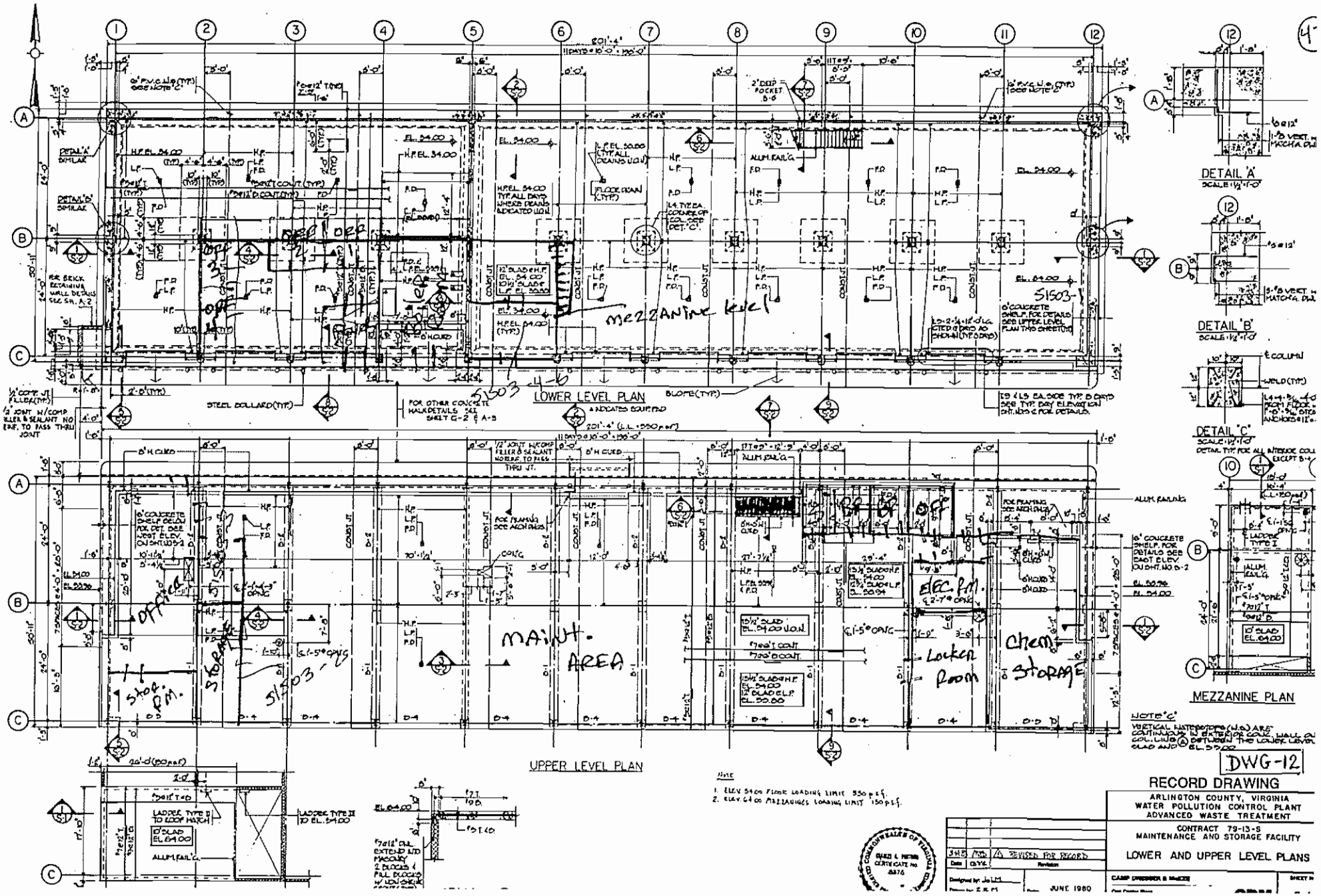
LOWER LEVEL PLAN
UPPER LEVEL PLAN
MEZZANINE PLAN
DETAIL 'A'
DETAIL 'B'
DETAIL 'C'
MAINT. AREA
Locker Room
Chem. Storage
Office
Storage
Elec. P.M.
Mezzanine Level
STEEL BOLLARD (TYP)
NOTE 'C'
DWG-12
RECORD DRAWING
ARLINGTON COUNTY, VIRGINIA
WATER POLLUTION CONTROL PLANT
ADVANCED WASTE TREATMENT
CONTRACT 79-13-S
MAINTENANCE AND STORAGE FACILITY
LOWER AND UPPER LEVEL PLANS
REVISED FOR RECORD
JUNE 1980

MALCOLM PIRNIE

# Arlington County Water Pollution Control Plant

## *Hazardous Materials Survey*

## *Asbestos & Lead-Based Paint Inspection Addendum*



**PREPARED FOR:**

**Arlington County**

**PREPARED BY:**


**Malcolm Pirnie, Inc.**

*Independent Environmental Engineers, Scientists & Consultants*

701 Town Center Drive

Suite 600

Newport News, Virginia 23606


1393-021

**December 2003**

# Asbestos
# &
# Lead-based Paint Inspection
# Addendum

**Arlington County Water Pollution Control Plant**
**3402 South Glebe Road**
**Arlington, Virginia 22202**

Conducted by

**ABATEMENT MONITORING &**
**INSPECTION SERVICES, INC.**
P.O. Box 26905
Richmond, Virginia 23261
(804) 276-6575

Abatement Monitoring & Inspection Services, Inc.

P.O. Box 26905
Richmond, Virginia 23261

Phone/Fax (804) 276-6575

November 28, 2003

Daniel G. Mosher
Malcolm Pirnie, Inc.
701 Town Center Drive, Suite 600
Newport News, Virginia 23606-4296

Re: Asbestos and Lead-based Paint Inspection
Arlington County Water Pollution Control Plant
3402 South Glebe Road
Arlington, Virginia 22202
AMIS Job No. 701-2

Dear Mr. Mosher:

The following is a summary of the November 3rd through November 21st, 2003 asbestos and lead-based paint inspection at the Arlington County Water Pollution Control Plant in Arlington, Virginia. Asbestos and lead results are attached. Site diagrams are enclosed.

The following facilities located at the Arlington County Water Pollution Control Plant on South Glebe Road were inspected for both lead-based paint and asbestos containing materials:

- Operations Building
- Floatation Thickeners Building
- Gravity Thickeners Building
- Sludge Storage Tanks/Old Digester Tanks (& Associated Buildings)
- Primary Effluent Pump Station
- Biological Sludge Processing Building

AMIS is pleased to have had the opportunity to provide these services. Should you have any questions, please do not hesitate to contact us at (804) 276-6575.

Abatement Monitoring & Inspection Services, Inc.

P.O. Box 26905
Richmond, Virginia 23261

Phone/Fax (804) 276-6575

Yours truly,

Sean Costello, CIH

Sean Costello, CIH
Virginia-licensed Asbestos Inspector - #1274

Robert Worrell

Robert A. Worrell
Virginia-licensed Lead Inspector/Risk Assessor - #0118

Attachments
Enclosures

# TABLE OF CONTENTS


Page

**EXECUTIVE SUMMARY** ..... **ES-1**

**1.0 INTRODUCTION** ..... **1**
- 1.1 Site Description ..... 1
- 1.2 Background ..... 1

**2.0 HAZARDOUS MATERIAL INVESTIGATION** ..... **2**
- 2.1 Lead-based Paint Inspection ..... 2
- 2.2 Asbestos Inspection ..... 2

**3.0 RESULTS** ..... **3**
- 3.1 Operations Building ..... 3
- 3.2 Flotation Thickeners Building ..... 3
- 3.3 Gravity Thickeners Building ..... 4
- 3.4 Sludge Storage Tanks/Old Digester Tanks (& Associated Buildings) ..... 4
- 3.5 Primary Effluent Pump Station ..... 5
- 3.6 Biological Sludge Processing Building ..... 5

**4.0 CONCLUSIONS** ..... **6**
- 4.1 Asbestos Containing Materials ..... 6
- 4.2 Lead-based Paint ..... 7


# LIST OF ATTACHMENTS


| Attach No. | Description |
|---|---|
| I | XRF Lead Results |
| II | Asbestos Analytical Results |
| III | Sample Location Drawings |
| IV | Table of Asbestos Containing Materials |
| V | Inspector Licenses |

# Asbestos & Lead-based Paint Inspection Addendum
# Arlington County Water Pollution Control Plant
# Arlington County, Virginia

## EXECUTIVE SUMMARY

### Introduction

Malcolm Pirnie, Inc. (MPI) was contracted by Arlington County to conduct a Hazardous Materials Investigation of the Arlington County Water Pollution Control Plant (WPCP) facility. A Hazardous Materials Investigation was performed by Abatement Monitoring and Inspection Services, Inc. (AMIS) of Richmond, Virginia during the period May 5th through May 16th, 2003. The work consisted of identifying WPCP buildings, structures, machinery, equipment, piping and/or components that could reasonably be expected to contain asbestos and/or lead-based paint, with samples being collected and analyzed as necessary. The results were presented in the resulting report prepared by Malcolm Pirnie, Inc. *(Arlington County Water Pollution Control Plant, Hazardous Materials Survey, Asbestos and Lead-Based Paint Inspection, dated May 2003).*

During subsequent meetings, the County indicated that to minimize the coordination effort during removal and to assist the contractors with bid preparation, they would like to physically identify the places where hazardous materials were found in the field during the May 2003 investigation.

In addition, the County desired to investigate any remaining buildings at the site that were not inspected during the May 2003 investigation. MPI subcontracted AMIS to perform these additional tasks, which were completed during the period November 3rd through November 21st, 2003.

### Purpose

The facility is currently undergoing a major upgrade and expansion, resulting in extensive demolition, construction and reconstruction of buildings, structures, machinery, equipment and components within the facility. It is Arlington County's desire to locate, identify and quantify all hazardous materials at specific buildings and structures at the WPCP, plus a series of remote (i.e., off-site) pump stations.

### Site Description

The Arlington County WPCP facility is located on 35 acres of land in a residential/commercial neighborhood in South Arlington, Virginia. The original plant buildings were constructed in 1937 and were upgraded several times in the 1950's, 60's, 70's and 90's.

- 2 of the 43 XRF readings (approximately 4.7%)
- Ten XRF readings (approximately 23%) indicated a lead content level greater than 5 mg/cm$^2$.

The majority of the XRF readings above 1.0 mg/cm$^2$ fell in the 1.1 mg/cm$^2$ to 3.0 mg/cm$^2$ range. A complete listing of the components analyzed for lead-based paint, along with their associated XRF values and locations, is included in **Attachment I - XRF Lead Results**. Readings greater than 1.0 mg/cm$^2$ are highlighted.

### Asbestos Inspection

The specified areas for site analysis were also evaluated for the presence of visible and physically accessible asbestos-containing materials (ACM). The Environmental Protection Agency (EPA) defines ACM as those materials containing asbestos greater than one percent by weight as measured by laboratory analysis. This inspection included the collection and laboratory analysis of suspect materials from the interior and exterior of selected buildings in compliance with Virginia regulations. The analytical values were compiled, and presented in Percent (%) Asbestos by weight in **Attachment II - Asbestos Analytical Results**. The type of asbestos, if applicable, was also identified. Some asbestos sample collection locations are indicated and highlighted in **Attachment III - Sample Location Drawings**, as available.

### Results of Asbestos Inspection

Of 15 bulk asbestos samples analyzed, 3 were found to contain asbestos. The definition of an asbestos containing material is any material containing asbestos greater than 1% by weight. Percentages contained in the samples ranged from 20% in a *transite* panel sample collected from the 2$^{nd}$ floor of the Operations Building, to 60% in both a boiler gasket sample and an incinerator door gasket sample collected from the Biological Sludge Processing Building. Though samples could not be obtained due to Plant operations, five expansion joints on piping located in the Primary Effluent Pump Station were presumed to contain asbestos. Chrysotile was the only type of asbestos encountered. All the asbestos containing materials identified during this inspection are presented in **Attachment IV, Table of Asbestos Containing Materials.**

### Physical Identification of Sample Locations

Each location where hazardous materials were found during both the initial (May 2003) and additional (November 2003) inspections was marked with fluorescent orange safety spray paint. Where applicable, a paint marker was used to mark the actual sample number at each asbestos sample location so it can easily be identified.

The following additional facilities located at the Arlington County WPCP were inspected for both lead-based paint and asbestos containing materials:

- Operations Building
- Flotation Thickeners Building
- Gravity Thickeners Building
- Sludge Storage Tanks/Old Digester Tanks (& Associated Buildings)
- Primary Effluent Pump Station
- Biological Sludge Processing Building

## 2.0 HAZARDOUS MATERIALS INVESTIGATION

### 2.1 Lead-based Paint Inspection

The lead-based paint inspection was conducted with a portable x-ray fluorescence (XRF) spectrum analyzer, NITON model 309. The above listed buildings' interior and exterior components and associated equipment and machinery were inspected for lead-based paint (LBP). The XRF (lead content) values presented in column PbL of **Attachment I, XRF Lead Results**, are presented in milligrams per square centimeter (mg/ $cm^2$), and components testing positive for LBP are highlighted.

The Department of Housing and Urban Development (HUD) defines LBP as any paint, varnish, shellac or other coating that contains lead equal to or greater than 1.0 $mg/cm^2$ as measured by XRF, or 0.5 percent by weight as measured by laboratory analysis. All LBP discovered during this inspection was marked using fluorescent orange safety spray paint.

### 2.2 Asbestos Inspection

The specified areas for site analysis were also evaluated for the presence of visible and physically accessible asbestos-containing materials (ACM). Samples of suspect asbestos materials were collected from the interior and exterior of selected facilities. This inspection included the collection and analysis of suspect materials in compliance with Virginia regulations. At collection, the samples were placed in airtight containers with unique identification numbers for transport to the laboratory. All the samples were delivered under chain of custody to Environmental Hazards Services, LLC in Richmond, Virginia and analyzed for asbestos content by Polarized Light Microscopy (PLM). The analytical values are included as **Attachment II, Asbestos Analytical Results**, and are presented in Percent (%) Asbestos by weight. The type of asbestos, if applicable, is also identified. Asbestos sample collection locations are indicated and highlighted in **Attachment III – Sample Location Drawings**, as available.

The EPA defines *asbestos containing materials* as those materials containing asbestos greater than one percent by weight as measured by laboratory analysis. All ACM discovered by this inspection was marked using fluorescent orange paint. This inspection did not include sampling roofing systems.

The following components tested positive for lead-based paint:

- The gray and green polymer pumps located in the 1st Floor/Main Room (readings 147 & 148). See **Attachment I** for additional information.

### 3.3 Gravity Thickeners Building

**Asbestos Containing Materials** – No suspect asbestos materials were observed in this building. If suspect materials are discovered as the result of renovation or demolition, such materials must be analyzed for asbestos content before being disturbed.

**Lead-based Paint** – XRF Readings 171 to 216 (11/19/03)

The following components tested positive for lead-based paint:

- The beige/white sludge pipe located in the basement (readings 187, 188 & 204).
- The light green foul air pipe located on the roof (readings 207 through 210).

### 3.4 Sludge Storage Tanks/Old Digester Tanks (& Associated Buildings)

**Asbestos Containing Materials** – No suspect asbestos materials were discovered in this facility. If suspect materials are discovered as the result of renovation or demolition, such materials must be analyzed for asbestos content before being disturbed.

**Lead-based Paint** – XRF Readings 26 to 129 (11/6/03), and 1 to 20 (11/20/03)

The following components tested positive for lead-based paint:

- The beige sludge pipe flanges located on the 1st floor in Room 1 (reading 39).
- The silver hand railing located on the 1st floor in Room 1 (readings 45 through 47).
- The yellow hand railing located on the 1st floor in Room 2 (readings 56, 57, 65, 66, 67, & 68).
- The yellow stair stringer (leading to the roof) located on the 1st floor in Room 2 (reading 69).
- The black drainpipe (next to Tank 2) located on the 1st floor in Room 2 (reading 71).
- The silver hand railing located in the basement level in Room 1 (reading 76).

- The gasket located on the rear of the boiler in the Boiler Room (Elevation 18) is asbestos containing (see sample #1107-1). There is approximately 10 linear feet of this non-friable ACM that is in good condition.

- The incinerator door gaskets located on all access doors on both incinerators are asbestos containing (see sample #1107-2). There are 28 doors in total. This is non-friable ACM in good condition.

The boiler gasket and all of the incinerator doors were marked with fluorescent orange paint.

Refer to **Attachment II** for additional information.

All other suspect materials tested negative for asbestos content. Only materials that were visible and physically accessible were sampled. If additional suspect materials are discovered as the result of renovation or demolition, such materials must be analyzed for asbestos content before being disturbed.

**Lead-based Paint** – XRF Readings 1 to 179 (11/17/03) and 1 to 170 (11/19/03)

The following components tested positive for lead-based paint.

- The green condensate pump-stand located on the 4th floor in the main room (reading 31).

- The light green foul air pipe located on the 1st floor in the main room along the south wall (reading 173).

- The blue *Waterman* gate valve located on the ground floor in the main room along the south wall (reading 92).

## 4.0 CONCLUSIONS

### 4.1 Asbestos Containing Materials

Of 15 bulk asbestos samples analyzed, 3 were found to contain asbestos. The definition of an asbestos containing material is any material containing asbestos greater than 1% by weight. Chrysotile was the only type of asbestos encountered, and percentages contained in the samples ranged from 20% to 60% by weight. The materials found to contain asbestos consisted of several *transite* panels above doorways in the Operations Building, and several incinerator door gaskets and a boiler gasket in the Biological Sludge Processing Building. Though samples could not be obtained due to Plant operations, five expansion joints on piping located in the Primary Effluent Pump Station were presumed to contain asbestos. See **Attachment IV** for a complete listing of all asbestos containing materials identified during this inspection.

# ATTACHMENT I

XRF Lead Results

# XRF READINGS

(11/05/03)

Lead-Based Paint Inspection
Arlington County Water Pollution Control Plant
Nov. 2003

| Site | XLNo | Date | Time | Floor | Room | Room# | Side | Structure | Str# | Feature | Fea# | Substrate | PbL | Plus/Minus |
|---|---|---|---|---|---|---|---|---|---|---|---|---|---|---|
| Operations Building | 1 | 11/5/103 | 11:04:59 | 1 | Lobby | | B | Window | | Sash | Ext | Metal | 0.02 | 0.1 |
| Operations Building | 2 | 11/5/103 | 11:05:20 | 1 | Lobby | | A | Door | | Jamb | Rht | Metal | 0.02 | 0.1 |
| Operations Building | 3 | 11/5/103 | 11:05:50 | 1 | Lobby | | D | Elevator | | Door | | Metal | 0.04 | 0.1 |
| Operations Building | 4 | 11/5/103 | 11:06:07 | 1 | Lobby | | D | Elevator | | Jamb | Lft | Metal | 0.11 | 0.1 |
| Operations Building | 5 | 11/5/103 | 11:06:57 | 1 | Lobby | | C | Window | | Sash | Lwr | Metal | 0.08 | 0.1 |
| Operations Building | 6 | 11/5/103 | 11:07:29 | 1 | Lobby | | C | Window | | Casing | Lft | Metal | 0.06 | 0.1 |
| Operations Building | 7 | 11/5/103 | 11:08:00 | 1 | Lobby | | C | Window | | Radiator | | Metal | 0.03 | 0.1 |
| Operations Building | 8 | 11/5/103 | 11:08:18 | 1 | Lobby | | | Ceiling | | | | Concr | 0.05 | 0.1 |
| Operations Building | 9 | 11/5/103 | 11:09:30 | 1 | Office Areas | | D | Door | | Door | | Metal | 0 | 0.1 |
| Operations Building | 10 | 11/5/103 | 11:09:49 | 1 | Office Areas | | D | Door | | Jamb | Lft | Metal | 0 | 0.1 |
| Operations Building | 11 | 11/5/103 | 11:10:05 | 1 | Office Areas | | D | Door | | Door | | Metal | 0 | 0.1 |
| Operations Building | 12 | 11/5/103 | 11:10:22 | 1 | Office Areas | | D | Door | | Jamb | Lft | Metal | 0 | 0.1 |
| Operations Building | 13 | 11/5/103 | 11:10:50 | 1 | Office Areas | | D | Door | | Door | | Metal | 0 | 0.1 |
| Operations Building | 14 | 11/5/103 | 11:11:10 | 1 | Office Areas | | D | Door | | Jamb | Lft | Metal | 0 | 0.1 |
| Operations Building | 15 | 11/5/103 | 11:12:05 | 1 | Office Areas | | C | Door | | Door | | | 0.02 | 0.1 |
| Operations Building | 16 | 11/5/103 | 11:12:24 | 1 | Office Areas | | C | Door | | Jamb | Lft | Metal | 0.02 | 0.1 |
| Operations Building | 17 | 11/5/103 | 11:12:50 | 1 | Office Areas | | D | Wall | | Midle Wall | | Drywall | 0 | 0.1 |
| Operations Building | 18 | 11/5/103 | 11:13:36 | 1 | Office Areas | | A | Wall | | Chair rail | | | 0 | 0.1 |
| Operations Building | 19 | 11/5/103 | 11:13:54 | 1 | Office Areas | | A | Wall | | Midle Wall | | Drywall | 0 | 0.1 |
| Operations Building | 20 | 11/5/103 | 11:14:17 | 1 | Office Areas | | B | Wall | | Midle Wall | | Drywa | 0 | 0.1 |
| Operations Building | 21 | 11/5/103 | 11:14:58 | 1 | Office Areas | | A | Window | | Sash | Lwr | Metal | 0 | 0.1 |
| Operations Building | 22 | 11/5/103 | 11:15:17 | 1 | Office Areas | | A | Window | | Sash | Lwr | Metal | 0 | 0.1 |
| Operations Building | 23 | 11/5/103 | 11:15:37 | 1 | Office Areas | | A | Window | | Radiator | | Metal | 0 | 0.1 |
| Operations Building | 24 | 11/5/103 | 11:17:05 | 1 | Bath | 1 | A | Door | | Door | | Metal | 0.26 | 0.1 |
| Operations Building | 25 | 11/5/103 | 11:17:24 | 1 | Bath | 1 | A | Door | | Jamb | Lft | Metal | 0.07 | 0.1 |
| Operations Building | 26 | 11/5/103 | 11:18:45 | 1 | Bath | 1 | C | Wall | | Wall | Upr | Concrte | 0 | 0.1 |
| Operations Building | 27 | 11/5/103 | 11:19:24 | 1 | Bath | 1 | C | Stall | | Door | | Metal | 0 | 0.1 |
| Operations Building | 28 | 11/5/103 | 11:21:29 | 1 | Sample Lab | | B | Door | | Door | | Metal | 0.09 | 0.1 |
| Operations Building | 29 | 11/5/103 | 11:21:54 | 1 | Sample Lab | | B | Door | | Jamb | Rht | Metal | 0.14 | 0.1 |
| Operations Building | 30 | 11/5/103 | 11:22:10 | 1 | Sample Lab | | B | Wall | | Midle Wall | | Concrte | 0 | 0.1 |
| Operations Building | 31 | 11/5/103 | 11:22:28 | 1 | Sample Lab | | | Ceiling | | | | Concrte | 0.03 | 0.1 |
| Operations Building | 32 | 11/5/103 | 11:22:48 | 1 | Sample Lab | | A | Cabinet | | Door | Out | Metal | 0 | 0.1 |
| Operations Building | 33 | 11/5/103 | 11:26:29 | 1 | Stairwell | 1 | D | Door | | Door | | Metal | 0.04 | 0.1 |
| Operations Building | 34 | 11/5/103 | 11:26:45 | 1 | Stairwell | 1 | D | Door | | Jamb | Rht | Metal | 0.05 | 0.1 |
| Operations Building | 35 | 11/5/103 | 11:27:07 | 1 | Stairwell | 1 | D | Fire | Suppres. | Pipe | | Metal | 0 | 0.1 |
| Operations Building | 36 | 11/5/103 | 11:28:30 | 1 | Garage | | A | Door | | Door | | Metal | 0 | 0.1 |
| Operations Building | 37 | 11/5/103 | 11:28:53 | 1 | Garage | | A | Door | | Jamb | Lft | Metal | 0.2 | 0.1 |
| Operations Building | 38 | 11/5/103 | 11:29:35 | 1 | Garage | | D | Door | | Door | | Metal | 0.03 | 0.1 |
| Operations Building | 39 | 11/5/103 | 11:29:52 | 1 | Garage | | D | Door | | Jamb | Lft | Metal | 0.07 | 0.1 |
| Operations Building | 40 | 11/5/103 | 11:30:13 | 1 | Garage | | D | Door | | Door | | Metal | 0.07 | 0.1 |
| Operations Building | 41 | 11/5/103 | 11:30:31 | 1 | Garage | | D | Door | | Jamb | Lft | Metal | 0.08 | 0.1 |
| Operations Building | 42 | 11/5/103 | 11:31:05 | 1 | Garage | | B | Wall | | Midle Wall | | Concr | 0 | 0.1 |
| Operations Building | 43 | 11/5/103 | 11:35:10 | 1 | Bay | | A | Door | | Door | | Metal | 0 | 0.1 |

Lead-Based Paint Inspection
Arlington County Water Pollution Control Plant
Nov. 2003

| Site | XLNo | Date | Time | Floor | Room | Room# | Side | Structure | Str# | Feature | Fea# | Substrate | PbL | Plus/Minus |
|---|---|---|---|---|---|---|---|---|---|---|---|---|---|---|
| Operations Building | 87 | 11/5/103 | 12:30:13 | 2 | Computer Lab | | C | Door | | Door | | Metal | 0.05 | 0.1 |
| Operations Building | 88 | 11/5/103 | 12:30:29 | 2 | Computer Lab | | C | Door | | Jamb | Lft | Metal | 0.1 | 0.1 |
| Operations Building | 89 | 11/5/103 | 12:30:51 | 2 | Computer Lab | | D | Window | | Casing | Lft | Metal | 0.27 | 0.1 |
| Operations Building | 90 | 11/5/103 | 12:31:22 | 2 | Computer Lab | | B | Door | | Door | | Metal | 0.16 | 0.1 |
| Operations Building | 91 | 11/5/103 | 12:31:39 | 2 | Computer Lab | | B | Door | | Jamb | Rht | Metal | 0.14 | 0.1 |
| Operations Building | 92 | 11/5/103 | 12:31:59 | 2 | Computer Lab | | A | Wall | | Midle Wall | | Concr | 0 | 0.1 |
| Operations Building | 93 | 11/5/103 | 12:32:21 | 2 | Computer Lab | | | Ceiling | | | | Concrte | 0.21 | 0.1 |
| Operations Building | 94 | 11/5/103 | 12:32:48 | 2 | Computer Lab | | | Fire | Suppres. | Pipe | | Metal | 0.04 | 0.1 |
| Operations Building | 95 | 11/5/103 | 12:34:42 | 2 | Offices | | B | Door | | Door | | Metal | 0.04 | 0.1 |
| Operations Building | 96 | 11/5/103 | 12:35:04 | 2 | Offices | | B | Door | | Jamb | Lft | Metal | 0.01 | 0.1 |
| Operations Building | 97 | 11/5/103 | 12:35:51 | 2 | Offices | | B | Window | | Casing | Lft | Metal | 0.06 | 0.1 |
| Operations Building | 98 | 11/5/103 | 12:36:17 | 2 | Offices | | D | Wall | | Midle Wall | | Drywall | 0 | 0.1 |
| Operations Building | 99 | 11/5/103 | 12:36:37 | 2 | Offices | | D | Door | | Door | | Metal | 0 | 0.1 |
| Operations Building | 100 | 11/5/103 | 12:36:55 | 2 | Offices | | D | Door | | Jamb | Lft | Metal | 0 | 0.1 |
| Operations Building | 101 | 11/5/103 | 12:37:13 | 2 | Offices | | A | Wall | | Midle Wall | | Drywa | 0.04 | 0.1 |
| Operations Building | 102 | 11/5/103 | 12:38:48 | 2 | Break Room | | C | Door | | Door | | Metal | 0.11 | 0.1 |
| Operations Building | 103 | 11/5/103 | 12:39:04 | 2 | Break Room | | C | Door | | Jamb | Lft | Metal | 0 | 0.1 |
| Operations Building | 104 | 11/5/103 | 12:39:22 | 2 | Break Room | | C | Wall | | Midle Wall | | Concrte | 0 | 0.1 |
| Operations Building | 105 | 11/5/103 | 12:40:34 | 2 | Break Room | | A | Window | | Casing | Lft | Metal | 0 | 0.1 |
| Operations Building | 106 | 11/5/103 | 12:40:52 | 2 | Break Room | | A | Window | | Radiator | | Metal | 0.01 | 0.1 |
| Operations Building | 107 | 11/5/103 | 12:41:10 | 2 | Break Room | | | Ceiling | | | | Concrte | 0 | 0.1 |
| Operations Building | 108 | 11/5/103 | 12:41:27 | 2 | Break Room | | | Duct | | | | Metal | 0 | 0.1 |
| Operations Building | 109 | 11/5/103 | 12:41:47 | 2 | Break Room | | | Fire | Suppres. | Pipe | | Metal | 0.02 | 0.1 |
| Operations Building | 110 | 11/5/103 | 12:43:07 | 2 | Bathroom | 1 | A | Door | | Door | | Metal | 0.01 | 0.1 |
| Operations Building | 111 | 11/5/103 | 12:43:25 | 2 | Bathroom | 1 | A | Door | | Jamb | Rht | Metal | 0 | 0.1 |
| Operations Building | 112 | 11/5/103 | 12:44:10 | 2 | Bathroom | 1 | A | Wall | | Midle Wall | | Concrte | 0.02 | 0.1 |
| Operations Building | 113 | 11/5/103 | 12:44:45 | 2 | Bathroom | 1 | A | Wall | | Midle Wall | | | 0 | 0.1 |
| Operations Building | 114 | 11/5/103 | 12:45:08 | 2 | Bathroom | 1 | C | Window | | Casing | Lft | Metal | 0 | 0.1 |
| Operations Building | 115 | 11/5/103 | 12:45:25 | 2 | Bathroom | 1 | C | Window | | Radiator | | Metal | 0 | 0.1 |
| Operations Building | 116 | 11/5/103 | 12:45:49 | 2 | Bathroom | 1 | | Ceiling | | | | Concrte | 0 | 0.1 |
| Operations Building | 117 | 11/5/103 | 12:47:38 | 2 | Bathroom | 1 | | Duct | | | | Metal | 0 | 0.1 |
| Operations Building | 118 | 11/5/103 | 12:48:01 | 2 | Bathroom | 1 | | Fire | Suppres. | Pipe | | Plaster | 0 | 0.1 |
| Operations Building | 119 | 11/5/103 | 12:48:26 | 2 | Bathroom | 1 | | Duct | | | | Metal | 0 | 0.1 |
| Operations Building | 120 | 11/5/103 | 12:48:42 | 2 | Bathroom | 1 | | Fire | Suppres. | Pipe | | Metal | 0 | 0.1 |
| Operations Building | 121 | 11/5/103 | 12:49:42 | 2 | Storage Room | | C | Door | | Door | | Metal | 0.03 | 0.1 |
| Operations Building | 122 | 11/5/103 | 12:49:59 | 2 | Storage Room | | C | Door | | Jamb | Lft | Metal | 0.24 | 0.1 |
| Operations Building | 123 | 11/5/103 | 12:50:15 | 2 | Storage Room | | C | Wall | | Midle Wall | | Concr | 0 | 0.1 |
| Operations Building | 124 | 11/5/103 | 12:50:42 | 2 | Storage Room | | A | Window | | Casing | Lft | Metal | 0 | 0.1 |
| Operations Building | 125 | 11/5/103 | 12:50:59 | 2 | Storage Room | | A | Window | | Radiator | | Metal | 0.02 | 0.1 |
| Operations Building | 126 | 11/5/103 | 12:51:23 | 2 | Storage Room | | | Ceiling | | | | Concr | 0.01 | 0.1 |
| Operations Building | 127 | 11/5/103 | 12:51:47 | 2 | Storage Room | | | Duct | | | | Metal | 0.01 | 0.1 |
| Operations Building | 128 | 11/5/103 | 12:52:03 | 2 | Storage Room | | | Drain | | Pipe | | Metal | 0.02 | 0.1 |
| Operations Building | 129 | 11/5/103 | 13:13:38 | 3 | Offices | | A | Door | | Door | | Metal | 0.02 | 0.1 |

Lead-Based Paint Inspection
Arlington County Water Pollution Control Plant
Nov. 2003

| Site | XLNo | Date | Time | Floor | Room | Room# | Side | Structure | Str# | Feature | Fea# | Substrate | PbL | Plus/Minus |
|---|---|---|---|---|---|---|---|---|---|---|---|---|---|---|
| Operations Building | 173 | 11/5/103 | 13:54:37 | 1 | Outside | | C | Red | | Pipe | | Metal | 0.03 | 0.1 |
| Operations Building | 174 | 11/5/103 | 13:55:01 | 1 | Outside | | C | Door | | Door | | Metal | 0.02 | 0.1 |
| Operations Building | 175 | 11/5/103 | 13:55:21 | 1 | Outside | | C | Door | | Jamb | | Metal | 0.04 | 0.1 |
| Operations Building | 176 | 11/5/103 | 13:55:46 | 1 | Outside | | C | Gibunds | | Fence | | Metal | 3.32 | 0.1 |
| Operations Building | 177 | 11/5/103 | 14:00:00 | 1 | Outside | | C | Door | | Door | | Metal | 0.03 | 0.1 |
| Operations Building | 178 | 11/5/103 | 14:00:22 | 1 | Outside | | C | Door | | Jamb | | Metal | 0.06 | 0.1 |
| Operations Building | 179 | 11/5/103 | 14:00:57 | 1 | Outside | | C | Window | | Sill | Ext | Metal | 0.11 | 0.1 |
| Operations Building | 180 | 11/5/103 | 14:01:18 | 1 | Outside | | C | Window | | Sash | Ext | Metal | 0.06 | 0.1 |
| Operations Building | 181 | 11/5/103 | 14:02:50 | 1 | Outside | | B | Door | | Door | | Metal | 0.01 | 0.1 |
| Operations Building | 182 | 11/5/103 | 14:03:08 | 1 | Outside | | B | Door | | Jamb | | Metal | 0.02 | 0.1 |
| Operations Building | 183 | 11/5/103 | 14:03:39 | 1 | Outside | | B | Window | | Sash | Ext | Metal | 0.05 | 0.1 |

# XRF READINGS

(11/06/03)

Lead-Based Paint Inspection
Arlington County Water Pollution Control Plant
Nov. 2003

| Site | XLNo | Date | Time | Floor | Room | Room# | Structure | Str# | Feature | Fea# | Substrate | Color | PbLAvg | Plus/Minus |
|---|---|---|---|---|---|---|---|---|---|---|---|---|---|---|
| Primary Effluent Pump Station | 1 | 11/6/2003 | 12:20:38 | 1 | Room | 1 | Electrical | | Panel | | Metal | Grey | 0.01 | 0.1 |
| Primary Effluent Pump Station | 2 | 11/6/2003 | 12:20:54 | 1 | Room | 1 | Electrical | | Panel | | Metal | Grey | 0.01 | 0.1 |
| Primary Effluent Pump Station | 3 | 11/6/2003 | 12:21:09 | 1 | Room | 1 | Electrical | | Panel | | Metal | Grey | 0.02 | 0.1 |
| Primary Effluent Pump Station | 4 | 11/6/2003 | 12:21:27 | 1 | Room | 1 | Primary | | Effluent Pipe | | Metal | Silver | 0.03 | 0.1 |
| Primary Effluent Pump Station | 5 | 11/6/2003 | 12:21:43 | 1 | Room | 1 | Primary | | Effluent Pipe | | Metal | Silver | 0.05 | 0.1 |
| Primary Effluent Pump Station | 6 | 11/6/2003 | 12:21:58 | 1 | Room | 1 | Primary | | Effluent Pipe | | Metal | Silver | 0.03 | 0.1 |
| Primary Effluent Pump Station | 7 | 11/6/2003 | 12:22:22 | 1 | Room | 1 | Pump | 2A | Deck | | Metal | | 0.01 | 0.1 |
| Primary Effluent Pump Station | 8 | 11/6/2003 | 12:22:39 | 1 | Room | 1 | Pump | 2A | Housing | | Metal | | 0.06 | 0.1 |
| Primary Effluent Pump Station | 9 | 11/6/2003 | 12:23:04 | 1 | Room | 1 | Pump | 2A | Motor | | Metal | | 0.22 | 0.1 |
| Primary Effluent Pump Station | 10 | 11/6/2003 | 12:23:24 | 1 | Room | 1 | Pump | 2A2 | Deck | | Metal | | 0.02 | 0.1 |
| Primary Effluent Pump Station | 11 | 11/6/2003 | 12:23:41 | 1 | Room | 1 | Pump | 2A2 | Housing | | Metal | | 0 | 0.1 |
| Primary Effluent Pump Station | 12 | 11/6/2003 | 12:24:04 | 1 | Room | 1 | Pump | 2A2 | Motor | | Metal | | 0.3 | 0.1 |
| Primary Effluent Pump Station | 13 | 11/6/2003 | 12:24:24 | 1 | Room | 1 | Pump | 2A3 | Deck | | Metal | | 0 | 0.1 |
| Primary Effluent Pump Station | 14 | 11/6/2003 | 12:24:41 | 1 | Room | 1 | Pump | 2A3 | Housing | | Metal | | 0 | 0.1 |
| Primary Effluent Pump Station | 15 | 11/6/2003 | 12:24:59 | 1 | Room | 1 | Pump | 2A3 | Motor | | Metal | | 0.22 | 0.1 |
| Primary Effluent Pump Station | 16 | 11/6/2003 | 12:25:32 | 1 | Room | 1 | Overhead | | I-Beam | | Metal | Silver | 0.15 | 0.1 |
| Primary Effluent Pump Station | 17 | 11/6/2003 | 12:26:15 | 1 | Room | 1 | Ceiling | | | | Concrete | Beige | 0 | 0.1 |
| Primary Effluent Pump Station | 18 | 11/6/2003 | 12:26:30 | 1 | Room | 1 | Wall | | | | Concrete | Beige | 0.03 | 0.1 |
| Primary Effluent Pump Station | 19 | 11/6/2003 | 12:26:48 | 1 | Room | 1 | Wall | | | | Concrete | Beige | 0 | 0.1 |
| Primary Effluent Pump Station | 20 | 11/6/2003 | 12:27:17 | 1 | Room | 1 | Auto | | Strainer | | Metal | Blue | 0.02 | 0.1 |
| Primary Effluent Pump Station | 21 | 11/6/2003 | 12:27:32 | 1 | Room | 1 | Auto | | Strainer | | Metal | Blue | 0.02 | 0.1 |
| Primary Effluent Pump Station | 22 | 11/6/2003 | 12:27:53 | 1 | Room | 1 | Limitorque | | Valve | | Metal | | 0 | 0.1 |
| Primary Effluent Pump Station | 23 | 11/6/2003 | 12:28:09 | 1 | Room | 1 | Limitorque | | Valve | | Metal | | 0.01 | 0.1 |
| Primary Effluent Pump Station | 24 | 11/6/2003 | 12:28:24 | 1 | Room | 1 | Drain | | Pipe | | Metal | Black | 0 | 0.1 |
| Primary Effluent Pump Station | 25 | 11/6/2003 | 12:28:40 | 1 | Room | 1 | Pipe | | Support | | Concrete | Black | 0.01 | 0.1 |
| Sludge Storage Tanks/Old Digester Tanks | 26 | 11/6/2003 | 13:25:28 | 1 | Room | 1 | Wall | | | | Concrete | White | 0.02 | 0.1 |
| Sludge Storage Tanks/Old Digester Tanks | 27 | 11/6/2003 | 13:26:02 | 1 | Room | 1 | Tank | | Wall | | Concrete | White | 0.08 | 0.1 |
| Sludge Storage Tanks/Old Digester Tanks | 28 | 11/6/2003 | 13:26:20 | 1 | Room | 1 | Sludge | | Pipe | | Metal | Beige | 0.03 | 0.1 |
| Sludge Storage Tanks/Old Digester Tanks | 29 | 11/6/2003 | 13:26:40 | 1 | Room | 1 | Gate | | Valve | | Metal | Black | 0.17 | 0.1 |
| Sludge Storage Tanks/Old Digester Tanks | 30 | 11/6/2003 | 13:26:57 | 1 | Room | 1 | Gate | | Valve | | Metal | Black | 0.08 | 0.1 |
| Sludge Storage Tanks/Old Digester Tanks | 31 | 11/6/2003 | 13:27:16 | 1 | Room | 1 | Gate | | Valve | | Metal | Black | 0.1 | 0.1 |
| Sludge Storage Tanks/Old Digester Tanks | 32 | 11/6/2003 | 13:27:34 | 1 | Room | 1 | Gate | | Valve | | Metal | Black | 0.07 | 0.1 |
| Sludge Storage Tanks/Old Digester Tanks | 33 | 11/6/2003 | 13:28:26 | 1 | Room | 1 | Ceiling | | | | Concrete | White | 0.01 | 0.1 |
| Sludge Storage Tanks/Old Digester Tanks | 34 | 11/6/2003 | 13:29:03 | 1 | Room | 1 | Door | | | | Metal | | 0.01 | 0.1 |
| Sludge Storage Tanks/Old Digester Tanks | 35 | 11/6/2003 | 13:29:19 | 1 | Room | 1 | Door | | Jamb | | Metal | | 0.12 | 0.1 |
| Sludge Storage Tanks/Old Digester Tanks | 36 | 11/6/2003 | 13:30:45 | 1 | Room | 1 | Aux. Sludge | | Pump Motor | | Metal | Green | 0.09 | 0.1 |
| Sludge Storage Tanks/Old Digester Tanks | 37 | 11/6/2003 | 13:31:06 | 1 | Room | 1 | Aux. Sludge | | Pump | | Metal | Green | 0.41 | 0.1 |
| Sludge Storage Tanks/Old Digester Tanks | 38 | 11/6/2003 | 13:31:47 | 1 | Room | 1 | Sludge | | Pipe | | Metal | Beige | 0.47 | 0.1 |
| Sludge Storage Tanks/Old Digester Tanks | 39 | 11/6/2003 | 13:32:10 | 1 | Room | 1 | Sludge | | Pipe Flange | | Metal | Beige | 1.7 | 0.1 |
| Sludge Storage Tanks/Old Digester Tanks | 40 | 11/6/2003 | 13:34:07 | 1 | Room | 1 | Support | | Column | | Concrete | | 0.01 | 0.1 |
| Sludge Storage Tanks/Old Digester Tanks | 41 | 11/6/2003 | 13:34:54 | 1 | Room | 1 | P1 | | Pipe | | Metal | Black | 0.13 | 0.1 |
| Sludge Storage Tanks/Old Digester Tanks | 42 | 11/6/2003 | 13:35:13 | 1 | Room | 1 | P1 | | Pipe | | Metal | Black | 0.16 | 0.1 |
| Sludge Storage Tanks/Old Digester Tanks | 43 | 11/6/2003 | 13:35:33 | 1 | Room | 1 | Pipe | | Footing | | Concrete | Red | 0.51 | 0.1 |
| Sludge Storage Tanks/Old Digester Tanks | 44 | 11/6/2003 | 13:36:11 | 1 | Room | 1 | Conduit | | | | Metal | Silver | 0.06 | 0.1 |
| Sludge Storage Tanks/Old Digester Tanks | 45 | 11/6/2003 | 13:38:55 | 1 | Room | 1 | Stair | | Railing | | Metal | Silver | 1.49 | 0.1 |
| Sludge Storage Tanks/Old Digester Tanks | 46 | 11/6/2003 | 13:39:25 | 1 | Room | 1 | Hand | | Railing | | Metal | Silver | 1.4 | 0.1 |
| Sludge Storage Tanks/Old Digester Tanks | 47 | 11/6/2003 | 13:39:55 | 1 | Room | 1 | Hand | | Railing | | Metal | Silver | 1.88 | 0.1 |
| Sludge Storage Tanks/Old Digester Tanks | 48 | 11/6/2003 | 13:40:20 | 1 | Room | 1 | Stair | | Tread | | Metal | Red | 0.21 | 0.1 |
| Sludge Storage Tanks/Old Digester Tanks | 49 | 11/6/2003 | 13:40:36 | 1 | Room | 1 | Stair | | Riser | | Metal | Red | 0.13 | 0.1 |
| Sludge Storage Tanks/Old Digester Tanks | 50 | 11/6/2003 | 13:41:49 | 1 | Room | 1 | Stair | | Stringer | | Metal | Red | 0.09 | 0.1 |

Lead-Based Paint Inspection
Arlington County Water Pollution Control Plant
Nov. 2003

| Site | XLNo | Date | Time | Floor | Room | Room# | Structure | Str# | Feature | Fea# | Substrate | Color | PbLAvg | Plus/Minus |
|---|---|---|---|---|---|---|---|---|---|---|---|---|---|---|
| Sludge Storage Tanks/Old Digester Tanks | 101 | 11/6/2003 | 14:28:21 | Basement | Room | 2 | Tank | | Flush | | Metal | Red | 0.44 | 0.1 |
| Sludge Storage Tanks/Old Digester Tanks | 102 | 11/6/2003 | 14:29:07 | Basement | Room | 2 | Pipe | | | | Metal | Red | 1.23 | 0.1 |
| Sludge Storage Tanks/Old Digester Tanks | 103 | 11/6/2003 | 14:29:30 | Basement | Room | 2 | Pipe | | Flange | | Metal | Red | 1.07 | 0.1 |
| Sludge Storage Tanks/Old Digester Tanks | 104 | 11/6/2003 | 14:34:41 | Basement | Room | 2 | Pump | | Motor | | Metal | Green | 0.12 | 0.1 |
| Sludge Storage Tanks/Old Digester Tanks | 105 | 11/6/2003 | 14:35:02 | Basement | Room | 2 | Pump | | Belt Guard | | Metal | Green | 0.02 | 0.1 |
| Sludge Storage Tanks/Old Digester Tanks | 106 | 11/6/2003 | 14:36:02 | Basement | Room | 2 | Pump | | | | Metal | Green | 0.12 | 0.1 |
| Sludge Storage Tanks/Old Digester Tanks | 107 | 11/6/2003 | 14:36:38 | Basement | Room | 2 | Pump | | Pad | | Concrete | Green | 0.05 | 0.1 |
| Sludge Storage Tanks/Old Digester Tanks | 108 | 11/6/2003 | 14:36:58 | Basement | Room | 2 | Pump | | Pad | | Concrete | Red | 0.01 | 0.1 |
| Sludge Storage Tanks/Old Digester Tanks | 109 | 11/6/2003 | 14:37:53 | Basement | Room | 2 | Digester | Tank | Door | | Metal | Black | 2.09 | 0.1 |
| Sludge Storage Tanks/Old Digester Tanks | 110 | 11/6/2003 | 14:39:33 | Basement | Room | 2 | Water | | Pipe | | Metal | Blue | 1.2 | 0.1 |
| Sludge Storage Tanks/Old Digester Tanks | 111 | 11/6/2003 | 14:40:26 | Basement | Room | 2 | Water | | Pipe | | Metal | Blue | 2.34 | 0.1 |
| Sludge Storage Tanks/Old Digester Tanks | 112 | 11/6/2003 | 14:41:41 | Basement | Room | 2 | Pipe | | | | Metal | Green | 0.15 | 0.1 |
| Sludge Storage Tanks/Old Digester Tanks | 113 | 11/6/2003 | 14:46:13 | Basement | Room | 2 | Pump | | Motor | | Metal | Green | 0.66 | 0.1 |
| Sludge Storage Tanks/Old Digester Tanks | 114 | 11/6/2003 | 14:47:01 | Basement | Room | 2 | Pump | | Belt Guard | | Metal | Orange | 0.61 | 0.1 |
| Sludge Storage Tanks/Old Digester Tanks | 115 | 11/6/2003 | 14:48:23 | Basement | Room | 2 | Pump | | | | Metal | Green | 0.03 | 0.1 |
| Sludge Storage Tanks/Old Digester Tanks | 116 | 11/6/2003 | 14:53:22 | Roof | | | Ladder | | | | Metal | Green | 0.24 | 0.1 |
| Sludge Storage Tanks/Old Digester Tanks | 117 | 11/6/2003 | 14:54:46 | Roof | | | Tank | #3 | Top | | Metal | Silver | 2.47 | 0.1 |
| Sludge Storage Tanks/Old Digester Tanks | 118 | 11/6/2003 | 14:55:39 | Roof | | | Tank | #3 | Control Box | | Metal | Green | 1.73 | 0.1 |
| Sludge Storage Tanks/Old Digester Tanks | 119 | 11/6/2003 | 14:56:15 | Roof | | | Tank | #3 | Pipe | | Metal | Silver | 0.11 | 0.1 |
| Sludge Storage Tanks/Old Digester Tanks | 120 | 11/6/2003 | 15:04:14 | Roof | | | Tank | #1 | Control Box | | Metal | Green | 2.18 | 0.1 |
| Sludge Storage Tanks/Old Digester Tanks | 121 | 11/6/2003 | 15:04:59 | Roof | | | Tank | #1 | Top | | Metal | Green | 0.08 | 0.1 |
| Sludge Storage Tanks/Old Digester Tanks | 122 | 11/6/2003 | 15:05:21 | Roof | | | Tank | #1 | Pipe | | Metal | Silver | 8.09 | 0.1 |
| Sludge Storage Tanks/Old Digester Tanks | 123 | 11/6/2003 | 15:06:58 | Roof | | | Tank | #1 | Ladder | | Metal | Silver | 0.13 | 0.1 |
| Sludge Storage Tanks/Old Digester Tanks | 124 | 11/6/2003 | 15:07:33 | Roof | | | Tank | #2 | Ladder | | Metal | Silver | 0.12 | 0.1 |
| Sludge Storage Tanks/Old Digester Tanks | 125 | 11/6/2003 | 15:09:29 | Roof | | | Foul Air | | Pipe | | Metal | Lt. Green | 8.05 | 0.1 |
| Sludge Storage Tanks/Old Digester Tanks | 126 | 11/6/2003 | 15:09:50 | Roof | | | Foul Air | | Pipe Support | | Metal | White | 0.04 | 0.1 |
| Sludge Storage Tanks/Old Digester Tanks | 127 | 11/6/2003 | 15:11:56 | Roof | | | Foul Air | | Pipe | | Metal | Lt. Green | 8.09 | 0.1 |
| Sludge Storage Tanks/Old Digester Tanks | 128 | 11/6/2003 | 15:13:55 | Roof | | | Foul Air | | Fan | | Metal | Lt. Green | 2.42 | 0.1 |
| Sludge Storage Tanks/Old Digester Tanks | 129 | 11/6/2003 | 15:14:27 | Roof | | | Foul Air | | Fan Housing | | Metal | White | 0.17 | 0.1 |

# XRF READINGS

(11/17/03)

Lead-Based Paint Inspection
Arlington County Water Pollution Control Plant
Nov. 2003

| Site | XLNo | Date | Time | Floor | Room | Structure | Str# | Feature | Fea# | Condition | Substrate | Color | PbLAvg | Plus/Minus |
|---|---|---|---|---|---|---|---|---|---|---|---|---|---|---|
| Bio Sludge Processing Building | 1 | 11/17/2003 | 11:45:29 | 4 | Main | Blower Air | | Pipe | | Solid | Metal | Orange | 0 | 0.1 |
| Bio Sludge Processing Building | 2 | 11/17/2003 | 11:45:48 | 4 | Main | Afterburner | | Duct | | Solid | Metal | Silver | 0 | 0.1 |
| Bio Sludge Processing Building | 3 | 11/17/2003 | 11:46:05 | 4 | Main | Afterburner | | Duct | | Solid | Metal | Silver | 0 | 0.1 |
| Bio Sludge Processing Building | 4 | 11/17/2003 | 11:46:34 | 4 | Main | Incinerator | | Stack | | Solid | Metal | Blue | 0.02 | 0.1 |
| Bio Sludge Processing Building | 5 | 11/17/2003 | 11:46:49 | 4 | Main | Deioner | | Panel | | Solid | Metal | Blue | 0.01 | 0.1 |
| Bio Sludge Processing Building | 6 | 11/17/2003 | 11:47:19 | 4 | Main | Fuel Oil | | Pipe | | Solid | Metal | Red | 0 | 0.1 |
| Bio Sludge Processing Building | 7 | 11/17/2003 | 11:48:06 | 4 | Main | Duct | | Support | | Solid | Metal | Silver | 0 | 0.1 |
| Bio Sludge Processing Building | 8 | 11/17/2003 | 11:48:35 | 4 | Main | Water | | Pipe | | Solid | Metal | Blue | 0.04 | 0.1 |
| Bio Sludge Processing Building | 9 | 11/17/2003 | 11:49:31 | 4 | Main | Condensate | | Pipe | Valve | Solid | Metal | Blue | 0.02 | 0.1 |
| Bio Sludge Processing Building | 10 | 11/17/2003 | 11:49:57 | 4 | Main | Deaerator | | Mezzanine | Support | Solid | Metal | Silver | 0 | 0.1 |
| Bio Sludge Processing Building | 11 | 11/17/2003 | 11:50:13 | 4 | Main | Deaerator | | Mezzanine | Grate | Solid | Metal | Silver | 0 | 0.1 |
| Bio Sludge Processing Building | 12 | 11/17/2003 | 11:50:31 | 4 | Main | Deaerator | | Mezzanine | Ladder | Solid | Metal | Silver | 0.09 | 0.1 |
| Bio Sludge Processing Building | 13 | 11/17/2003 | 11:50:54 | 4 | Main | Condensate | | Water Tank | Support | Solid | Metal | Silver | 0.02 | 0.1 |
| Bio Sludge Processing Building | 14 | 11/17/2003 | 12:08:04 | 4 | Main | Stair | | Railing | | Solid | Metal | Gray | 0.01 | 0.1 |
| Bio Sludge Processing Building | 15 | 11/17/2003 | 12:08:22 | 4 | Main | Stair | | Tread | | Solid | Metal | Gray | 0.02 | 0.1 |
| Bio Sludge Processing Building | 16 | 11/17/2003 | 12:08:39 | 4 | Main | Stair | | Stringer | | Solid | Metal | Gray | 0.1 | 0.1 |
| Bio Sludge Processing Building | 17 | 11/17/2003 | 12:08:55 | 4 | Main | Elevator | | Door | | Solid | Metal | Silver | 0.02 | 0.1 |
| Bio Sludge Processing Building | 18 | 11/17/2003 | 12:09:22 | 4 | Main | Elevator | | Door | Jamb | Solid | Metal | Brown | 0.03 | 0.1 |
| Bio Sludge Processing Building | 19 | 11/17/2003 | 12:09:38 | 4 | Control Room | Electrical | | Panel | | Solid | Metal | Grey | 0.02 | 0.1 |
| Bio Sludge Processing Building | 20 | 11/17/2003 | 12:09:53 | 4 | Control Room | Conduit | | | | Solid | Metal | Silver | 0.02 | 0.1 |
| Bio Sludge Processing Building | 21 | 11/17/2003 | 12:10:25 | 4 | Main | Compressed Air | | Pipe | | Solid | Metal | Green | 0.05 | 0.1 |
| Bio Sludge Processing Building | 22 | 11/17/2003 | 12:10:44 | 4 | Main | Waste Heat | Recovery | Boiler | Panel | Solid | Metal | Gray | 0 | 0.1 |
| Bio Sludge Processing Building | 23 | 11/17/2003 | 12:10:59 | 4 | Main | Waste Heat | Recovery | Boiler | Duct | Solid | Metal | Silver | 0 | 0.1 |
| Bio Sludge Processing Building | 24 | 11/17/2003 | 12:11:19 | 4 | Main | Waste Heat | Recovery | Boiler | Tank Stand | Solid | Metal | Silver | 0 | 0.1 |
| Bio Sludge Processing Building | 25 | 11/17/2003 | 12:11:35 | 4 | Main | Waste Heat | Recovery | Boiler | Steam Valve | Solid | Metal | Orange | 0 | 0.1 |
| Bio Sludge Processing Building | 26 | 11/17/2003 | 12:11:57 | 4 | Main | Support | | Column | | Solid | Metal | Silver | 0.01 | 0.1 |
| Bio Sludge Processing Building | 27 | 11/17/2003 | 12:12:17 | 4 | Main | Air Duct | | | | Solid | Metal | Blue | 0.01 | 0.1 |
| Bio Sludge Processing Building | 28 | 11/17/2003 | 12:13:02 | 4 | Main | Steam | | Pipe | | Solid | Metal | Orange | 0.31 | 0.1 |
| Bio Sludge Processing Building | 29 | 11/17/2003 | 12:13:57 | 4 | Main | Condensate | | Pump | Pipe | Solid | Metal | Blue | 0.4 | 0.1 |
| Bio Sludge Processing Building | 30 | 11/17/2003 | 12:14:27 | 4 | Main | Condensate | | Pump | Motor | Solid | Metal | Blue | 0.3 | 0.1 |
| Bio Sludge Processing Building | 31 | 11/17/2003 | 12:15:18 | 4 | Main | Condensate | | Pump | Stand | Solid | Metal | Green | 1.38 | 0.1 |
| Bio Sludge Processing Building | 32 | 11/17/2003 | 12:16:09 | 4 | Main | Steam Turbo | | Generator | Panel | Solid | Metal | Gray | 0 | 0.1 |
| Bio Sludge Processing Building | 33 | 11/17/2003 | 12:16:48 | 4 | Main | Steam Turbo | | Generator | | Solid | Metal | Blue | 0.1 | 0.1 |
| Bio Sludge Processing Building | 34 | 11/17/2003 | 12:17:33 | 4 | Main | Steam Turbo | | Sec PEW | Pipe | Solid | Metal | Gray | 0.02 | 0.1 |
| Bio Sludge Processing Building | 35 | 11/17/2003 | 12:18:00 | 4 | Main | Steam Turbo | | Stand | | Solid | Metal | Blue | 0.01 | 0.1 |
| Bio Sludge Processing Building | 36 | 11/17/2003 | 12:18:24 | 4 | Main | Steam Turbo | | High Steam | Valve | Solid | Metal | Orange | 0.17 | 0.1 |
| Bio Sludge Processing Building | 37 | 11/17/2003 | 12:18:53 | 4 | Main | Exhaust | | Stack | | Solid | Metal | Silver | 0.04 | 0.1 |
| Bio Sludge Processing Building | 38 | 11/17/2003 | 12:19:08 | 4 | Main | Incinerator | #1 | Duct | | Solid | Metal | Silver | 0.03 | 0.1 |
| Bio Sludge Processing Building | 39 | 11/17/2003 | 12:19:24 | 4 | Main | Incinerator | #1 | Duct | | Solid | Metal | Silver | 0.03 | 0.1 |
| Bio Sludge Processing Building | 40 | 11/17/2003 | 12:19:39 | 4 | Main | Incinerator | #1 | Stand | Pipe | Solid | Metal | Silver | 0.04 | 0.1 |
| Bio Sludge Processing Building | 41 | 11/17/2003 | 12:19:54 | 4 | Main | Incinerator | #1 | Blower Air | Pipe | Solid | Metal | Orange | 0.03 | 0.1 |
| Bio Sludge Processing Building | 42 | 11/17/2003 | 12:20:09 | 4 | Main | Incinerator | #1 | Control | Panel | Solid | Metal | Gray | 0.1 | 0.1 |
| Bio Sludge Processing Building | 43 | 11/17/2003 | 12:20:24 | 4 | Main | Incinerator | #1 | Fuel Oil | Pipe | Solid | Metal | Red | 0.04 | 0.1 |
| Bio Sludge Processing Building | 44 | 11/17/2003 | 12:20:40 | 4 | Main | Incinerator | #1 | Compressed | Air | Solid | Metal | Green | 0.05 | 0.1 |
| Bio Sludge Processing Building | 45 | 11/17/2003 | 12:20:56 | 4 | Main | Incinerator | #1 | Compressor | | Solid | Metal | Silver | 0.03 | 0.1 |
| Bio Sludge Processing Building | 46 | 11/17/2003 | 12:21:11 | 4 | Main | Incinerator | #1 | Stack | | Solid | Metal | Silver | 0.04 | 0.1 |
| Bio Sludge Processing Building | 47 | 11/17/2003 | 12:25:51 | 4 | Main | Overhead | | I-Beam | | Solid | Metal | Silver | 0 | 0.1 |
| Bio Sludge Processing Building | 48 | 11/17/2003 | 12:35:55 | 4 | Mezzanine | Stair | | Railing | | Solid | Metal | Gray | 0.17 | 0.1 |
| Bio Sludge Processing Building | 49 | 11/17/2003 | 12:36:15 | 4 | Mezzanine | Stair | | Tread | | Solid | Metal | Gray | 0.12 | 0.1 |
| Bio Sludge Processing Building | 50 | 11/17/2003 | 12:37:04 | 4 | Mezzanine | Stair | | Stringer | | Solid | Metal | Gray | 0.14 | 0.1 |
| Bio Sludge Processing Building | 51 | 11/17/2003 | 12:37:21 | 4 | Mezzanine | Overhead | | I-Beam | | Solid | Metal | Gray | 0.11 | 0.1 |
| Bio Sludge Processing Building | 52 | 11/17/2003 | 12:37:36 | 4 | Mezzanine | Dust Collector | | | | Solid | Metal | Silver | 0.11 | 0.1 |

Lead-Based Paint Inspection
Arlington County Water Pollution Control Plant
Nov. 2003

| Site | XLNo | Date | Time | Floor | Room | Structure | Str# | Feature | Fea# | Condition | Substrate | Color | PbLAvg | Plus/Minus |
|---|---|---|---|---|---|---|---|---|---|---|---|---|---|---|
| Bio Sludge Processing Building | 105 | 11/17/2003 | 13:49:24 | 3 | Main | Incinerator | #1 | Fan | Belt Guard | Solid | Metal | Silver | 0.1 | 0.1 |
| Bio Sludge Processing Building | 106 | 11/17/2003 | 13:49:39 | 3 | Main | Incinerator | #1 | Fan | Motor | Solid | Metal | Silver | 0.17 | 0.1 |
| Bio Sludge Processing Building | 107 | 11/17/2003 | 13:49:55 | 3 | Main | Incinerator | #1 | Fan | Stand | Solid | Metal | Silver | 0.11 | 0.1 |
| Bio Sludge Processing Building | 108 | 11/17/2003 | 13:50:10 | 3 | Main | Incinerator | #1 | Fan | Duct | Solid | Metal | Silver | 0.12 | 0.1 |
| Bio Sludge Processing Building | 109 | 11/17/2003 | 13:50:26 | 3 | Main | Sec PEW | | Pipe | | Solid | Metal | Gray | 0.11 | 0.1 |
| Bio Sludge Processing Building | 110 | 11/17/2003 | 14:32:08 | 2 | Main | Ex. Sludge | | Conveyor | | Solid | Metal | Orange | 0.06 | 0.1 |
| Bio Sludge Processing Building | 111 | 11/17/2003 | 14:32:25 | 2 | Main | Ex. Sludge | | Conveyor | Fence | Solid | Metal | Orange | 0.01 | 0.1 |
| Bio Sludge Processing Building | 112 | 11/17/2003 | 14:32:52 | 2 | Main | Stair | | Railing | | Solid | Metal | Gray | 0.2 | 0.1 |
| Bio Sludge Processing Building | 113 | 11/17/2003 | 14:33:08 | 2 | Main | Stair | | Stringer | | Solid | Metal | Gray | 0.01 | 0.1 |
| Bio Sludge Processing Building | 114 | 11/17/2003 | 14:33:24 | 2 | Main | Stair | | Tread | | Solid | Metal | Gray | 0.02 | 0.1 |
| Bio Sludge Processing Building | 115 | 11/17/2003 | 14:33:52 | 2 | Main | GS Pipe | | | | Solid | Metal | Orange | 0 | 0.1 |
| Bio Sludge Processing Building | 116 | 11/17/2003 | 14:34:26 | 2 | Main | Conduit | | | | Solid | Metal | Silver | 0 | 0.1 |
| Bio Sludge Processing Building | 117 | 11/17/2003 | 14:34:42 | 2 | Main | Incinerator | #2 | | | Solid | Metal | Silver | 0 | 0.1 |
| Bio Sludge Processing Building | 118 | 11/17/2003 | 14:34:59 | 2 | Main | Incinerator | #2 | | | Solid | Metal | Silver | 0 | 0.1 |
| Bio Sludge Processing Building | 119 | 11/17/2003 | 14:35:19 | 2 | Main | Elevator | | Jamb | | Solid | Metal | Brown | 0.02 | 0.1 |
| Bio Sludge Processing Building | 120 | 11/17/2003 | 14:36:00 | 2 | Main | Conveyor | | Motor | | Solid | Metal | Blue | 0.01 | 0.1 |
| Bio Sludge Processing Building | 121 | 11/17/2003 | 14:36:23 | 2 | Main | Conveyor | | Belt Guard | | Solid | Metal | Orange | 0 | 0.1 |
| Bio Sludge Processing Building | 122 | 11/17/2003 | 14:36:38 | 2 | Main | Conveyor | | | | Solid | Metal | Orange | 0 | 0.1 |
| Bio Sludge Processing Building | 123 | 11/17/2003 | 14:36:54 | 2 | Main | Conveyor | | Stand | | Solid | Metal | Orange | 0 | 0.1 |
| Bio Sludge Processing Building | 124 | 11/17/2003 | 14:37:26 | 2 | Main | Dust Collector | | | | Solid | Metal | Silver | 0 | 0.1 |
| Bio Sludge Processing Building | 125 | 11/17/2003 | 14:38:07 | 2 | Main | Dust Collector | | Conveyor | | Solid | Metal | Silver | 0.02 | 0.1 |
| Bio Sludge Processing Building | 126 | 11/17/2003 | 14:38:23 | 2 | Main | Dust Collector | | Conveyor | Motor | Solid | Metal | Silver | 0 | 0.1 |
| Bio Sludge Processing Building | 127 | 11/17/2003 | 14:38:40 | 2 | Main | Dust Collector | | Conveyor | Belt Guard | Solid | Metal | Silver | 0 | 0.1 |
| Bio Sludge Processing Building | 128 | 11/17/2003 | 14:38:56 | 2 | Main | I-Beam | | Support | Column | Solid | Metal | Silver | 0 | 0.1 |
| Bio Sludge Processing Building | 129 | 11/17/2003 | 14:39:17 | 2 | Main | Bucket Elevator | #2 | | | Solid | Metal | Silver | 0 | 0.1 |
| Bio Sludge Processing Building | 130 | 11/17/2003 | 14:40:17 | 2 | Main | Overhead | Mezz. | I-Beam | Support | Solid | Metal | Silver | 0.02 | 0.1 |
| Bio Sludge Processing Building | 131 | 11/17/2003 | 14:41:15 | 2 | Main | Incinerator | #1 | | | Solid | Metal | Silver | 0 | 0.1 |
| Bio Sludge Processing Building | 132 | 11/17/2003 | 14:41:31 | 2 | Main | Incinerator | #1 | | | Solid | Metal | Silver | 0.01 | 0.1 |
| Bio Sludge Processing Building | 133 | 11/17/2003 | 14:41:54 | 2 | Main | Sludge Screw | | Feeder | | Solid | Metal | Orange | 0.01 | 0.1 |
| Bio Sludge Processing Building | 134 | 11/17/2003 | 14:42:58 | 2 | Main | Sludge Screw | | Feeder | Stand | Solid | Metal | Orange | 0.15 | 0.1 |
| Bio Sludge Processing Building | 135 | 11/17/2003 | 14:43:15 | 2 | Main | Sludge Screw | | Feeder | Motor | Solid | Metal | Gray | 0.2 | 0.1 |
| Bio Sludge Processing Building | 136 | 11/17/2003 | 14:43:32 | 2 | Main | Sludge Screw | | Feeder | Belt Guard | Solid | Metal | Orange | 0.04 | 0.1 |
| Bio Sludge Processing Building | 137 | 11/17/2003 | 14:43:49 | 2 | Main | Air Duct | | | | Solid | Metal | Blue | 0.01 | 0.1 |
| Bio Sludge Processing Building | 138 | 11/17/2003 | 14:44:06 | 2 | Main | Conduit | | | | Solid | Metal | Silver | 0.02 | 0.1 |
| Bio Sludge Processing Building | 139 | 11/17/2003 | 14:44:21 | 2 | Main | Drain Pipe | | | | Solid | Metal | Black | 0.06 | 0.1 |
| Bio Sludge Processing Building | 140 | 11/17/2003 | 14:44:38 | 2 | Main | SB Grit | | Pipe | | Solid | Metal | Blue | 0.03 | 0.1 |
| Bio Sludge Processing Building | 141 | 11/17/2003 | 14:44:54 | 2 | Main | Fuel Oil | | | | Solid | Metal | Red | 0.03 | 0.1 |
| Bio Sludge Processing Building | 142 | 11/17/2003 | 14:45:10 | 2 | Main | Combustion Air | | | | Solid | Metal | Orange | 0.03 | 0.1 |
| Bio Sludge Processing Building | 143 | 11/17/2003 | 14:45:25 | 2 | Main | Duct | | | | Solid | Metal | Silver | 0.03 | 0.1 |
| Bio Sludge Processing Building | 144 | 11/17/2003 | 14:45:42 | 2 | Main | Tank | Large | | | Solid | Metal | Silver | 0.04 | 0.1 |
| Bio Sludge Processing Building | 145 | 11/17/2003 | 15:26:46 | 1 | Main | Duct | | | | | Metal | Blue | 0 | 0.1 |
| Bio Sludge Processing Building | 146 | 11/17/2003 | 15:27:06 | 1 | Main | GS Pipe | | | | | Metal | Orange | 0 | 0.1 |
| Bio Sludge Processing Building | 147 | 11/17/2003 | 15:27:25 | 1 | Main | GS Pipe | | Fan | | | Metal | Orange | 0 | 0.1 |
| Bio Sludge Processing Building | 148 | 11/17/2003 | 15:27:43 | 1 | Main | GS Pipe | | Fan | Motor | | Metal | Gray | 0 | 0.1 |
| Bio Sludge Processing Building | 149 | 11/17/2003 | 15:28:00 | 1 | Main | Conveyor | | Stand | | | Metal | Orange | 0 | 0.1 |
| Bio Sludge Processing Building | 150 | 11/17/2003 | 15:28:20 | 1 | Main | Railing | | | | | Metal | Silver | 0 | 0.1 |
| Bio Sludge Processing Building | 151 | 11/17/2003 | 15:28:38 | 1 | Main | Scrubber | | | | | Metal | Silver | 0 | 0.1 |
| Bio Sludge Processing Building | 152 | 11/17/2003 | 15:29:00 | 1 | Main | Scrubber | | Pipe | | | Metal | Silver | 0 | 0.1 |
| Bio Sludge Processing Building | 153 | 11/17/2003 | 15:29:24 | 1 | Main | Scrubber | | Stand | | | Metal | Silver | 0 | 0.1 |
| Bio Sludge Processing Building | 154 | 11/17/2003 | 15:30:12 | 1 | Main | Incinerator | #2 | | | | Metal | Silver | 0 | 0.1 |
| Bio Sludge Processing Building | 155 | 11/17/2003 | 15:30:29 | 1 | Main | Incinerator | #2 | | | | Metal | Silver | 0.27 | 0.1 |
| Bio Sludge Processing Building | 156 | 11/17/2003 | 15:31:36 | 1 | Main | Scum Supply | | Pipe | | | Metal | Black | 0.01 | 0.1 |

# XRF READINGS

(11/19/03)

Lead-Based Paint Inspection
Arlington County Water Pollution Control Plant
Nov-03

| Site | XLNo | Date | Time | Floor | Room | Structure | Str# | Feature | Fea# | Substrate | Color | PbLAvg | Plus/Minus |
|---|---|---|---|---|---|---|---|---|---|---|---|---|---|
| Bio Sludge Processing Building | 1 | 11/19/2003 | 10:45:31 | Ground | Rear Room | Polymer Tank | #1 | | | Metal | Orange | 0 | 0.1 |
| Bio Sludge Processing Building | 2 | 11/19/2003 | 10:45:47 | Ground | Rear Room | Polymer Tank | #2 | | | Metal | Orange | 0 | 0.1 |
| Bio Sludge Processing Building | 3 | 11/19/2003 | 10:46:15 | Ground | Rear Room | Polymer Tank | Mezz. | | | Metal | Gray | 0 | 0.1 |
| Bio Sludge Processing Building | 4 | 11/19/2003 | 10:46:43 | Ground | Rear Room | Polymer Tank | Mezz. | Railing | | Metal | Gray | 0.03 | 0.1 |
| Bio Sludge Processing Building | 5 | 11/19/2003 | 10:47:05 | Ground | Rear Room | Polymer Tank | Mezz. | Ladder | | Metal | Gray | 0 | 0.1 |
| Bio Sludge Processing Building | 6 | 11/19/2003 | 10:47:31 | Ground | Rear Room | Ferric Acid Tank | Mezz. | | | Metal | Gray | 0.01 | 0.1 |
| Bio Sludge Processing Building | 7 | 11/19/2003 | 10:47:46 | Ground | Rear Room | Ferric Acid Tank | Mezz. | Railing | | Metal | Gray | 0.01 | 0.1 |
| Bio Sludge Processing Building | 8 | 11/19/2003 | 10:48:02 | Ground | Rear Room | Ferric Acid Tank | Mezz. | Ladder | | Metal | Gray | 0.01 | 0.1 |
| Bio Sludge Processing Building | 9 | 11/19/2003 | 10:48:23 | Ground | Rear Room | Filter Press Sludge | Feed Pump | Motor | Z1 | Metal | Gray | 0 | 0.1 |
| Bio Sludge Processing Building | 10 | 11/19/2003 | 10:48:45 | Ground | Rear Room | Filter Press Sludge | Feed Pump | Pump | Z1 | Metal | Gray | 0.01 | 0.1 |
| Bio Sludge Processing Building | 11 | 11/19/2003 | 10:49:05 | Ground | Rear Room | Filter Press Sludge | Feed Pump | Belt Guard | Z1 | Metal | Gray | 0 | 0.1 |
| Bio Sludge Processing Building | 12 | 11/19/2003 | 10:49:25 | Ground | Rear Room | Filter Press Sludge | Feed Pump | Pipe | Z1 | Metal | Gray | 0 | 0.1 |
| Bio Sludge Processing Building | 13 | 11/19/2003 | 10:49:45 | Ground | Rear Room | Filter Press Sludge | Feed Pump | Motor | Z2 | Metal | Gray | 0 | 0.1 |
| Bio Sludge Processing Building | 14 | 11/19/2003 | 10:50:00 | Ground | Rear Room | Filter Press Sludge | Feed Pump | Pump | Z2 | Metal | Gray | 0 | 0.1 |
| Bio Sludge Processing Building | 15 | 11/19/2003 | 10:50:16 | Ground | Rear Room | Filter Press Sludge | Feed Pump | Belt Guard | Z2 | Metal | Gray | 0.01 | 0.1 |
| Bio Sludge Processing Building | 16 | 11/19/2003 | 10:50:34 | Ground | Rear Room | Filter Press Sludge | Feed Pump | Pipe | Z2 | Metal | Gray | 0 | 0.1 |
| Bio Sludge Processing Building | 17 | 11/19/2003 | 10:50:49 | Ground | Rear Room | Filter Press Sludge | Feed Pump | Motor | Z3 | Metal | Gray | 0.02 | 0.1 |
| Bio Sludge Processing Building | 18 | 11/19/2003 | 10:51:05 | Ground | Rear Room | Filter Press Sludge | Feed Pump | Pump | Z3 | Metal | Gray | 0.06 | 0.1 |
| Bio Sludge Processing Building | 19 | 11/19/2003 | 10:51:22 | Ground | Rear Room | Filter Press Sludge | Feed Pump | Belt Guard | Z3 | Metal | Gray | 0 | 0.1 |
| Bio Sludge Processing Building | 20 | 11/19/2003 | 10:51:38 | Ground | Rear Room | Filter Press Sludge | Feed Pump | Pipe | Z3 | Metal | Gray | 0 | 0.1 |
| Bio Sludge Processing Building | 21 | 11/19/2003 | 10:51:59 | Ground | Rear Room | Filter Press Sludge | Feed Pump | Motor | Z4 | Metal | Gray | 0.01 | 0.1 |
| Bio Sludge Processing Building | 22 | 11/19/2003 | 10:52:16 | Ground | Rear Room | Filter Press Sludge | Feed Pump | Pump | Z4 | Metal | Gray | 0 | 0.1 |
| Bio Sludge Processing Building | 23 | 11/19/2003 | 10:52:32 | Ground | Rear Room | Filter Press Sludge | Feed Pump | Belt Guard | Z4 | Metal | Gray | 0 | 0.1 |
| Bio Sludge Processing Building | 24 | 11/19/2003 | 10:52:49 | Ground | Rear Room | Filter Press Sludge | Feed Pump | Pipe | Z4 | Metal | Gray | 0 | 0.1 |
| Bio Sludge Processing Building | 25 | 11/19/2003 | 10:53:12 | Ground | Rear Room | By Pass | | Pipe | | Metal | Beige | 0 | 0.1 |
| Bio Sludge Processing Building | 26 | 11/19/2003 | 10:53:28 | Ground | Rear Room | By Pass | | Pipe | | Metal | Beige | 0.01 | 0.1 |
| Bio Sludge Processing Building | 27 | 11/19/2003 | 10:53:45 | Ground | Rear Room | Sludge Pipe | | | | Metal | Beige | 0 | 0.1 |
| Bio Sludge Processing Building | 28 | 11/19/2003 | 10:54:02 | Ground | Rear Room | Sludge Pipe | | | | Metal | Beige | 0 | 0.1 |
| Bio Sludge Processing Building | 29 | 11/19/2003 | 10:54:18 | Ground | Rear Room | Pipe | | | | Metal | Red | 0 | 0.1 |
| Bio Sludge Processing Building | 30 | 11/19/2003 | 10:54:34 | Ground | Rear Room | Conveyor | | | | Metal | Silver | 0 | 0.1 |
| Bio Sludge Processing Building | 31 | 11/19/2003 | 10:55:01 | Ground | Rear Room | Conveyor | | Support | | Metal | Silver | 0.02 | 0.1 |
| Bio Sludge Processing Building | 32 | 11/19/2003 | 10:55:30 | Ground | Rear Room | Air Duct | | | | Metal | Blue | 0.13 | 0.1 |
| Bio Sludge Processing Building | 33 | 11/19/2003 | 10:56:00 | Ground | Rear Room | Stairwell | | Door | | Metal | Brown | 0 | 0.1 |
| Bio Sludge Processing Building | 34 | 11/19/2003 | 10:56:15 | Ground | Rear Room | Stairwell | | Door | Jamb | Metal | Brown | 0.02 | 0.1 |
| Bio Sludge Processing Building | 35 | 11/19/2003 | 10:56:35 | Ground | Rear Room | Stairwell | | Railing | | Metal | Silver | 0.02 | 0.1 |
| Bio Sludge Processing Building | 36 | 11/19/2003 | 10:56:52 | Ground | Rear Room | Stairwell | | Wall | | Metal | Beige | 0 | 0.1 |
| Bio Sludge Processing Building | 37 | 11/19/2003 | 10:57:20 | Ground | Rear Room | Lime Supply | | Pipe | | Metal | Green | 0 | 0.1 |
| Bio Sludge Processing Building | 38 | 11/19/2003 | 10:57:36 | Ground | Main | Air Duct | | | | Metal | Blue | 0 | 0.1 |
| Bio Sludge Processing Building | 39 | 11/19/2003 | 10:58:37 | Ground | Main | Combustion Air | | Pipe | | Metal | Orange | 0.01 | 0.1 |
| Bio Sludge Processing Building | 40 | 11/19/2003 | 10:58:53 | Ground | Main | Gas Pipe | | | | Metal | Red | 0 | 0.1 |
| Bio Sludge Processing Building | 41 | 11/19/2003 | 10:59:12 | Ground | Main | Incinerator | #2 | | | Metal | Silver | 0 | 0.1 |
| Bio Sludge Processing Building | 42 | 11/19/2003 | 10:59:31 | Ground | Main | Incinerator | #2 | | | Metal | Silver | 0 | 0.1 |
| Bio Sludge Processing Building | 43 | 11/19/2003 | 10:59:56 | Ground | Main | Incinerator | #2 | Door | | Metal | Black | 0 | 0.1 |
| Bio Sludge Processing Building | 44 | 11/19/2003 | 11:00:18 | Ground | Main | Conduit | | | | Metal | Silver | 0.03 | 0.1 |
| Bio Sludge Processing Building | 45 | 11/19/2003 | 11:00:45 | Ground | Main | Conveyor | | Support | | Metal | Silver | 0 | 0.1 |
| Bio Sludge Processing Building | 46 | 11/19/2003 | 11:01:16 | Ground | Main | Conveyor | | Stair | Railing | Metal | Gray | 0 | 0.1 |
| Bio Sludge Processing Building | 47 | 11/19/2003 | 11:01:32 | Ground | Main | Conveyor | | Stair | Stringer | Metal | Gray | 0 | 0.1 |
| Bio Sludge Processing Building | 48 | 11/19/2003 | 11:01:54 | Ground | Main | Conveyor | | Stair | Tread | Metal | Gray | 0 | 0.1 |
| Bio Sludge Processing Building | 49 | 11/19/2003 | 11:02:14 | Ground | Main | Primary PEW | | Pipe | | Metal | Gray | 0.03 | 0.1 |

Lead-Based Paint Inspection
Arlington County Water Pollution Control Plant
Nov. 2003

| Site | XLNo | Date | Time | Floor | Room | Structure | Str# | Feature | Fea# | Substrate | Color | PbLAvg | Plus/Minus |
|---|---|---|---|---|---|---|---|---|---|---|---|---|---|
| Bio Sludge Processing Building | 99 | 11/19/2003 | 12:12:44 | Basement | Front Room | Sump | Tank | Pump | | Metal | Blue | 0 | 0.1 |
| Bio Sludge Processing Building | 100 | 11/19/2003 | 12:13:07 | Basement | Front Room | Sump | Tank | Pump | Motor | Metal | Blue | 0 | 0.1 |
| Bio Sludge Processing Building | 101 | 11/19/2003 | 12:16:28 | Basement | Front Room | Scum Feeder | | Control | Panel | Metal | Blue | 0.01 | 0.1 |
| Bio Sludge Processing Building | 102 | 11/19/2003 | 12:16:44 | Basement | Front Room | Air Compressor | | Panel | | Metal | Gray | 0 | 0.1 |
| Bio Sludge Processing Building | 103 | 11/19/2003 | 12:17:01 | Basement | Front Room | Air Compressor | | | | Metal | Blue | 0 | 0.1 |
| Bio Sludge Processing Building | 104 | 11/19/2003 | 12:17:17 | Basement | Front Room | Air Compressor | | Motor | | Metal | Blue | 0 | 0.1 |
| Bio Sludge Processing Building | 105 | 11/19/2003 | 12:17:33 | Basement | Front Room | Air Compressor | | Belt Guard | | Metal | Blue | 0 | 0.1 |
| Bio Sludge Processing Building | 106 | 11/19/2003 | 12:17:50 | Basement | Front Room | Air Receiver | Tank | | | Metal | Green | 0 | 0.1 |
| Bio Sludge Processing Building | 107 | 11/19/2003 | 12:18:06 | Basement | Front Room | Air Receiver | Tank | | | Metal | Green | 0 | 0.1 |
| Bio Sludge Processing Building | 108 | 11/19/2003 | 12:18:26 | Basement | Front Room | Control Panel | | | | Metal | Green | 0 | 0.1 |
| Bio Sludge Processing Building | 109 | 11/19/2003 | 12:18:41 | Basement | Front Room | Grit Pipe | | | | Metal | Blue | 0 | 0.1 |
| Bio Sludge Processing Building | 110 | 11/19/2003 | 12:19:01 | Basement | Front Room | Pneumatic | Ejector | | | Metal | Blue | 0 | 0.1 |
| Bio Sludge Processing Building | 111 | 11/19/2003 | 12:19:21 | Basement | Front Room | Pneumatic | Ejector | Pipe | | Metal | Blue | 0 | 0.1 |
| Bio Sludge Processing Building | 112 | 11/19/2003 | 12:21:05 | Basement | Front Room | Pneumatic | Ejector | Support | | Metal | Blue | 0 | 0.1 |
| Bio Sludge Processing Building | 113 | 11/19/2003 | 12:21:25 | Basement | Front Room | Compressed Air | | Pipe | | Metal | Green | 0 | 0.1 |
| Bio Sludge Processing Building | 114 | 11/19/2003 | 12:21:44 | Basement | Front Room | Air Receiver | | Tank | | Metal | Green | 0 | 0.1 |
| Bio Sludge Processing Building | 115 | 11/19/2003 | 12:22:06 | Basement | Front Room | Air Compressor | | | | Metal | Blue | 0 | 0.1 |
| Bio Sludge Processing Building | 116 | 11/19/2003 | 12:22:36 | Basement | Front Room | Air Compressor | | Motor | | Metal | Blue | 0 | 0.1 |
| Bio Sludge Processing Building | 117 | 11/19/2003 | 12:22:54 | Basement | Front Room | Air Compressor | | Belt Guard | | Metal | Blue | 0 | 0.1 |
| Bio Sludge Processing Building | 118 | 11/19/2003 | 12:23:11 | Basement | Front Room | Drain | | Pipe | | Metal | Black | 0 | 0.1 |
| Bio Sludge Processing Building | 119 | 11/19/2003 | 12:23:30 | Basement | Main | Pipe | | | | Metal | Black | 0 | 0.1 |
| Bio Sludge Processing Building | 120 | 11/19/2003 | 12:23:47 | Basement | Main | Pipe | | Support | | Metal | Black | 0 | 0.1 |
| Bio Sludge Processing Building | 121 | 11/19/2003 | 12:24:05 | Basement | Main | Scum Pipe | | Pump | | Metal | Black | 0 | 0.1 |
| Bio Sludge Processing Building | 122 | 11/19/2003 | 12:24:21 | Basement | Main | Scum Pipe | | Pump | Motor | Metal | Black | 0 | 0.1 |
| Bio Sludge Processing Building | 123 | 11/19/2003 | 12:24:37 | Basement | Main | Scum Pipe | | | | Metal | Black | 0 | 0.1 |
| Bio Sludge Processing Building | 124 | 11/19/2003 | 12:24:59 | Basement | Main | Incinerator | #1 | I-Beam | Support | Metal | Silver | 0 | 0.1 |
| Bio Sludge Processing Building | 125 | 11/19/2003 | 12:25:18 | Basement | Main | Incinerator | #1 | Bottom | | Metal | Silver | 0 | 0.1 |
| Bio Sludge Processing Building | 126 | 11/19/2003 | 12:25:39 | Basement | Main | Incinerator | #1 | Screw | | Metal | Silver | 0 | 0.1 |
| Bio Sludge Processing Building | 127 | 11/19/2003 | 12:25:56 | Basement | Main | Incinerator | #1 | Screw | Motor | Metal | Silver | 0.02 | 0.1 |
| Bio Sludge Processing Building | 128 | 11/19/2003 | 12:26:12 | Basement | Main | Incinerator | #1 | Belt Guard | | Metal | Silver | 0 | 0.1 |
| Bio Sludge Processing Building | 129 | 11/19/2003 | 12:26:32 | Basement | Main | Combustion Air | | Pipe | | Metal | Orange | 0 | 0.1 |
| Bio Sludge Processing Building | 130 | 11/19/2003 | 12:26:50 | Basement | Main | Duct | | | | Metal | Gray | 0 | 0.1 |
| Bio Sludge Processing Building | 131 | 11/19/2003 | 12:27:07 | Basement | Main | Steam | | Pipe | | Metal | Orange | 0 | 0.1 |
| Bio Sludge Processing Building | 132 | 11/19/2003 | 12:27:24 | Basement | Main | Fuel Oil | | Pipe | | Metal | Red | 0 | 0.1 |
| Bio Sludge Processing Building | 133 | 11/19/2003 | 12:27:40 | Basement | Main | Duct | | | | Metal | Gray | 0 | 0.1 |
| Bio Sludge Processing Building | 134 | 11/19/2003 | 12:27:57 | Basement | Main | Incinerator | #2 | Support | | Metal | Silver | 0 | 0.1 |
| Bio Sludge Processing Building | 135 | 11/19/2003 | 12:28:12 | Basement | Main | Incinerator | #2 | Bottom | | Metal | Silver | 0 | 0.1 |
| Bio Sludge Processing Building | 136 | 11/19/2003 | 12:28:34 | Basement | Main | Incinerator | #2 | Screw | | Metal | Silver | 0.01 | 0.1 |
| Bio Sludge Processing Building | 137 | 11/19/2003 | 12:28:50 | Basement | Main | Incinerator | #2 | Motor | | Metal | Silver | 0 | 0.1 |
| Bio Sludge Processing Building | 138 | 11/19/2003 | 12:29:11 | Basement | Main | Incinerator | #2 | Belt Guard | | Metal | Silver | 0 | 0.1 |
| Bio Sludge Processing Building | 139 | 11/19/2003 | 12:29:38 | Basement | Main | Polymer | | Pipe | | Metal | Orange | 0 | 0.1 |
| Bio Sludge Processing Building | 140 | 11/19/2003 | 12:29:55 | Basement | Main | Polymer | | Pipe | Motor | Metal | Orange | 0.02 | 0.1 |
| Bio Sludge Processing Building | 141 | 11/19/2003 | 12:30:12 | Basement | Main | Air Duct | | | | Metal | Blue | 0 | 0.1 |
| Bio Sludge Processing Building | 142 | 11/19/2003 | 12:30:35 | Basement | Main | Elevator | | Door | Jamb | Metal | Brown | 0.15 | 0.1 |
| Bio Sludge Processing Building | 143 | 11/19/2003 | 12:30:51 | Basement | Main | Boiler | | | | Metal | Silver | 0 | 0.1 |
| Bio Sludge Processing Building | 144 | 11/19/2003 | 12:31:10 | Basement | Main | High Pressure | | Gas Pipe | | Metal | Yellow | 0 | 0.1 |
| Bio Sludge Processing Building | 145 | 11/19/2003 | 12:34:46 | Basement | Rear Room | Sludge Pipe | | | | Metal | Brown | 0 | 0.1 |
| Bio Sludge Processing Building | 146 | 11/19/2003 | 12:35:03 | Basement | Rear Room | Tank | | | | Metal | White | 0 | 0.1 |
| Bio Sludge Processing Building | 147 | 11/19/2003 | 12:35:26 | Basement | Rear Room | Ferric Acid Tank | | | | Metal | Yellow | 0.04 | 0.1 |

Lead-Based Paint Inspection
Arlington County Water Pollution Control Plant
Nov. 2003

| Site | XLNo | Date | Time | Floor | Room | Structure | Str# | Feature | Fea# | Substrate | Color | PbLAvg | Plus/Minus |
|---|---|---|---|---|---|---|---|---|---|---|---|---|---|
| Gravity Thickener Building | 197 | 11/19/2003 | 13:48:30 | Basement | Main | Thickener | Sludge | Pump 2 | | Metal | Gray | 0.03 | 0.1 |
| Gravity Thickener Building | 198 | 11/19/2003 | 13:48:47 | Basement | Main | Thickener | Sludge | Motor | | Metal | Gray | 0.02 | 0.1 |
| Gravity Thickener Building | 199 | 11/19/2003 | 13:49:04 | Basement | Main | Thickener | Sludge | Fan | | Metal | Gray | 0 | 0.1 |
| Gravity Thickener Building | 200 | 11/19/2003 | 13:49:20 | Basement | Main | Thickener | Sludge | Pump 1 | | Metal | Gray | 0.18 | 0.1 |
| Gravity Thickener Building | 201 | 11/19/2003 | 13:49:36 | Basement | Main | Thickener | Sludge | Motor | | Metal | Gray | 0.02 | 0.1 |
| Gravity Thickener Building | 202 | 11/19/2003 | 13:49:52 | Basement | Main | Thickener | Sludge | Fan | | Metal | Gray | 0.01 | 0.1 |
| Gravity Thickener Building | 203 | 11/19/2003 | 13:50:31 | Basement | Main | Sludge | | Pipe | Valve | Metal | Blue | 0 | 0.1 |
| Gravity Thickener Building | 204 | 11/19/2003 | 13:51:00 | Basement | Main | Sludge | | Pipe | | Metal | White | 5.09 | 0.1 |
| Gravity Thickener Building | 205 | 11/19/2003 | 13:52:46 | Roof | | Dome | 1 | | | Metal | White | 0 | 0.1 |
| Gravity Thickener Building | 206 | 11/19/2003 | 13:53:16 | Roof | | Dome | 2 | | | Metal | White | 0 | 0.1 |
| Gravity Thickener Building | 207 | 11/19/2003 | 13:53:46 | Roof | | Foul Air | | Pipe | | Metal | Green | 5.09 | 0.1 |
| Gravity Thickener Building | 208 | 11/19/2003 | 13:54:02 | Roof | | Foul Air | | Pipe | | Metal | Green | 5.09 | 0.1 |
| Gravity Thickener Building | 209 | 11/19/2003 | 13:54:16 | Roof | | Foul Air | | Pipe | | Metal | Green | 5.09 | 0.1 |
| Gravity Thickener Building | 210 | 11/19/2003 | 13:54:32 | Roof | | Foul Air | | Pipe | | Metal | Green | 5.09 | 0.1 |
| Gravity Thickener Building | 211 | 11/19/2003 | 13:54:59 | Roof | | Blower | | | | Metal | White | 0.09 | 0.1 |
| Gravity Thickener Building | 212 | 11/19/2003 | 13:55:20 | Roof | | Foul Air | | Pipe | Support | Metal | Gray | 0.13 | 0.1 |
| Gravity Thickener Building | 213 | 11/19/2003 | 13:55:35 | Roof | | Foul Air | | Pipe | Support | Metal | Gray | 0.11 | 0.1 |
| Gravity Thickener Building | 214 | 11/19/2003 | 13:55:51 | Roof | | Railing | | | | Metal | Black | 0.09 | 0.1 |
| Gravity Thickener Building | 215 | 11/19/2003 | 13:56:07 | Roof | | Railing | | | | Metal | Silver | 0.11 | 0.1 |
| Gravity Thickener Building | 216 | 11/19/2003 | 13:56:22 | Roof | | Railing | | | | Metal | Beige | 0.1 | 0.1 |
| Flotation Thickener Building | 217 | 11/19/2003 | 14:38:36 | 1 | Main | Door | | | | Metal | Silver | 0.01 | 0.1 |
| Flotation Thickener Building | 218 | 11/19/2003 | 14:38:51 | 1 | Main | Door | Jamb | | | Metal | Silver | 0.01 | 0.1 |
| Flotation Thickener Building | 219 | 11/19/2003 | 14:39:10 | 1 | Main | Door | Jamb | | | Metal | Gray | 0.04 | 0.1 |
| Flotation Thickener Building | 220 | 11/19/2003 | 14:39:30 | 1 | Main | Wall | | | | Metal | Blue | 0 | 0.1 |
| Flotation Thickener Building | 221 | 11/19/2003 | 14:39:57 | 1 | Main | Water | | Pipe | | Metal | Blue | 0.03 | 0.1 |
| Flotation Thickener Building | 222 | 11/19/2003 | 14:40:24 | 1 | Main | Conduit | | | | Metal | Silver | 0 | 0.1 |
| Flotation Thickener Building | 223 | 11/19/2003 | 14:41:05 | 1 | Main | Control | Panel | | | Metal | Silver | 0 | 0.1 |
| Flotation Thickener Building | 224 | 11/19/2003 | 14:41:30 | 1 | Main | Control | Panel | | | Metal | Green | 0 | 0.1 |
| Flotation Thickener Building | 225 | 11/19/2003 | 14:41:47 | 1 | Main | Polymer | System | Stand | | Metal | Green | 0.32 | 0.1 |
| Flotation Thickener Building | 226 | 11/19/2003 | 14:42:12 | 1 | Main | Polymer | System | Tank | | Metal | Green | 0.01 | 0.1 |
| Flotation Thickener Building | 227 | 11/19/2003 | 14:42:27 | 1 | Main | Polymer | System | Motor | | Metal | Green | 0.15 | 0.1 |
| Flotation Thickener Building | 228 | 11/19/2003 | 14:42:42 | 1 | Main | Polymer | System | Base | | Metal | Green | 0.07 | 0.1 |
| Flotation Thickener Building | 229 | 11/19/2003 | 14:43:09 | 1 | Main | Tank | 1 | | | Metal | Blue | 0 | 0.1 |
| Flotation Thickener Building | 230 | 11/19/2003 | 14:43:27 | 1 | Main | Tank | 2 | | | Metal | Blue | 0.05 | 0.1 |
| Flotation Thickener Building | 231 | 11/19/2003 | 14:43:48 | 1 | Main | Mezzanine | | | | Metal | Silver | 0.06 | 0.1 |
| Flotation Thickener Building | 232 | 11/19/2003 | 14:44:05 | 1 | Main | Mezzanine | | Stair | Stringer | Metal | Silver | 0.07 | 0.1 |
| Flotation Thickener Building | 233 | 11/19/2003 | 14:44:21 | 1 | Main | Mezzanine | | Stair | Tread | Metal | Silver | 0 | 0.1 |
| Flotation Thickener Building | 234 | 11/19/2003 | 14:44:42 | 1 | Main | Mezzanine | | Stair | Railing | Metal | Yellow | 0.02 | 0.1 |
| Flotation Thickener Building | 235 | 11/19/2003 | 14:45:09 | 1 | Main | Eye Wash | Station | | | Metal | Yellow | 0.05 | 0.1 |
| Flotation Thickener Building | 236 | 11/19/2003 | 14:45:37 | 1 | Main | Retention | Tank 1 | | | Metal | Silver | 0.03 | 0.1 |
| Flotation Thickener Building | 237 | 11/19/2003 | 14:45:53 | 1 | Main | Retention | Tank 2 | | | Metal | Silver | 0.02 | 0.1 |
| Flotation Thickener Building | 238 | 11/19/2003 | 14:46:18 | 1 | Main | Primary | Effluent | Pipe | | Metal | Silver | 0.05 | 0.1 |
| Flotation Thickener Building | 239 | 11/19/2003 | 14:46:46 | 1 | Main | Primary | Effluent | Pipe | | Metal | Silver | 0.01 | 0.1 |
| Flotation Thickener Building | 240 | 11/19/2003 | 14:47:15 | 1 | Main | Primary | Effluent | Pipe | | Metal | Silver | 0.04 | 0.1 |
| Flotation Thickener Building | 241 | 11/19/2003 | 14:47:38 | 1 | Main | Primary | Effluent | Pipe | | Metal | Silver | 0 | 0.1 |
| Flotation Thickener Building | 242 | 11/19/2003 | 14:48:02 | 1 | Main | Primary | Effluent | Motor | | Metal | Silver | 0.09 | 0.1 |
| Flotation Thickener Building | 243 | 11/19/2003 | 14:48:18 | 1 | Main | Primary | Effluent | Motor | | Metal | Silver | 0.21 | 0.1 |
| Flotation Thickener Building | 244 | 11/19/2003 | 14:49:14 | 1 | Main | Seal Water | | Tank | | Metal | Blue | 0.03 | 0.1 |
| Flotation Thickener Building | 245 | 11/19/2003 | 14:49:30 | 1 | Main | Seal Water | | Pipe | | Metal | Blue | 0.03 | 0.1 |

# XRF READINGS

(11/20/03)

Lead-Based Paint Inspection
Arlington County Water Pollution Control Plant
Nov. 2003

| Site | XLNo | Date | Time | Floor | Room | Structure | Feature | Substrate | Color | PbLAvg |
|---|---|---|---|---|---|---|---|---|---|---|
| Digester Building | 1 | 11/20/2003 | 11:07:35 | 1 | Mechanical Room | Door | | Metal | Gray | 0 |
| Digester Building | 2 | 11/20/2003 | 11:07:51 | 1 | Mechanical Room | Door | Jamb | Metal | Gray | 0 |
| Digester Building | 3 | 11/20/2003 | 11:08:09 | 1 | Mechanical Room | Wall | | Metal | White | 0.19 |
| Digester Building | 4 | 11/20/2003 | 11:08:38 | 1 | Mechanical Room | Wall | | Metal | Red | 0.02 |
| Digester Building | 5 | 11/20/2003 | 11:09:00 | 1 | Mechanical Room | Electrical | Panel | Metal | Gray | 0 |
| Digester Building | 6 | 11/20/2003 | 11:09:16 | 1 | Mechanical Room | Electrical | Panel | Metal | Gray | 0 |
| Digester Building | 7 | 11/20/2003 | 11:09:31 | 1 | Mechanical Room | Electrical | Panel | Metal | Gray | 0.1 |
| Digester Building | 8 | 11/20/2003 | 11:09:52 | 1 | Mechanical Room | Boiler | | Metal | Blue | 0 |
| Digester Building | 9 | 11/20/2003 | 11:10:11 | 1 | Mechanical Room | Boiler | Door | Metal | Black | 0.02 |
| Digester Building | 10 | 11/20/2003 | 11:10:39 | 1 | Mechanical Room | Pipe | | Metal | Black | 0.12 |
| Digester Building | 11 | 11/20/2003 | 11:10:55 | 1 | Mechanical Room | Pipe | Flange | Metal | Black | 0.25 |
| Digester Building | 12 | 11/20/2003 | 11:11:30 | 1 | Mechanical Room | Pipe | | Metal | Gray | 0.04 |
| Digester Building | 13 | 11/20/2003 | 11:11:48 | 1 | Mechanical Room | Pipe | Flange | Metal | Blue | 1.5 |
| Digester Building | 14 | 11/20/2003 | 11:12:27 | 1 | Mechanical Room | Hot Water | Tank | Metal | Blue | 0 |
| Digester Building | 15 | 11/20/2003 | 11:13:18 | 1 | Mechanical Room | Ceiling | | Concrete | White | 0.04 |
| Digester Building | 16 | 11/20/2003 | 11:13:34 | 1 | Mechanical Room | Electrical | Switch | Metal | Silver | 0.03 |
| Digester Building | 17 | 11/20/2003 | 11:13:55 | 1 | Mechanical Room | Stair | Railing | Metal | Silver | 0.4 |
| Digester Building | 18 | 11/20/2003 | 11:14:22 | 1 | Mechanical Room | Stair | Tread | Metal | Red | 0 |
| Digester Building | 19 | 11/20/2003 | 11:14:37 | 1 | Mechanical Room | Stair | Riser | Metal | Red | 0 |
| Digester Building | 20 | 11/20/2003 | 11:14:53 | 1 | Mechanical Room | Roof | Drain | Metal | Black | 0 |

# ATTACHMENT II

Asbestos Analytical Results

SAMPLE CONDITION
Acceptable ✓
Unacceptable ___

ENVIRONMENTAL HAZARDS SERVICES, L.L.C.
mond, Virginia 23237 Phone (804) 275-4788 Fax (804) 275-4907

U-PLM

EHS 11-03-1521

# IAIN OF CUSTODY FORM

**Company Name:** AMIS
**Address:** PO Box 26905
**City, State, Zip:** Richmond, VA. 23261
**EHS Client Account #:**
**Phone #:** 358-5485 **Fax #:** 358-5485
**P.O. #:**

**Date:** 11/12/03
**Contact Name:** Sean Costello
**Sampler Name:** Sean Costello
**Project #:** Arlington Co. Sewange Treatment Plant Admin Bldg

| Sample Number | Sample Date & Time | Asbestos: Bulk ID by PLM | Asbestos: (PCM) Fiber Count | Asbestos: PLM Point Count | Asbestos: PLM Gravimetric | Asbestos: TEM AHERA (Air) | Asbestos: TEM Chatfield (Bulk) | Lead: Air | Lead: Paint (%) | Lead: Paint (PPM) | Lead: Paint (mg/cm²) | Lead: Soil | Lead: Wipe * (See Note) | Lead: TCLP (Pb) | Lead: Waste Water | Other Metals (Specify metals below): TCLP RCRA 8 | Other Metals: Welding Fume | Other Metals: Toxic Metal Profile | Other Metals: | Other Metals: | Indoor Air Quality: Biocassette | Indoor Air Quality: Slide | Indoor Air Quality: Surface Swab | Indoor Air Quality: Surface Tape | Indoor Air Quality: Bulk | Air Volume (L) OR Wipe Area (ft²) OR Scrape Area(cm²) | Comments |
|---|---|---|---|---|---|---|---|---|---|---|---|---|---|---|---|---|---|---|---|---|---|---|---|---|---|---|---|
| 1105-1 | 11/5/03 | X | | | | | | | | | | | | | | | | | | | | | | | | 1st Floor | Ceiling Tile |
| -2 | | X | | | | | | | | | | | | | | | | | | | | | | | | 1st Floor | Lab Top |
| -3 | | X | | | | | | | | | | | | | | | | | | | | | | | | Boiler Rm | Insul. Sealant |
| -4 | | X | | | | | | | | | | | | | | | | | | | | | | | | 2nd Floor | Ceiling Tile |
| -5 | | X | | | | | | | | | | | | | | | | | | | | | | | | 2nd Floor | Duct Sealant |
| -6 | | X | | | | | | | | | | | | | | | | | | | | | | | | 2nd Floor | Transite Panel |

Particulate: Total Nuisance (NIOSH 0500) ☐
Respirable (NIOSH 0600) ☐

* Do wipe samples submitted meet ASTM E1792 requirements? Yes ☐ No ☐

| | | |
|---|---|---|
| Released by: Robert Worrell | Signature: [signature] | Date/Time: 11/12/03 |
| Received by: | Signature: | Date/Time: |
| Released by: | Signature: [signature] | Date/Time: |
| Received by: | Signature: [signature] | Date/Time: 11/12/03 [illegible] |

# ENVIRONMENTAL HAZARDS SERVICES, L.L.C.

7469 WHITE PINE ROAD - RICHMOND, VA 23237
804-275-4788 FAX 804-275-4907


## BULK ASBESTOS SAMPLE ANALYSIS SUMMARY

**CLIENT:** Abatement Monitoring & Inspection Services
ATTN: Sean Costello, C.I.H.
P.O. Box 26905
Richmond, VA 23261

**DATE OF RECEIPT:** 13 NOV 2003
**DATE OF ANALYSIS:** 14 NOV 2003
**DATE OF REPORT:** 14 NOV 2003

**CLIENT NUMBER:** 48-1202 B
**EHS PROJECT #:** 11-03-1521
**PROJECT:** Arlington Co. Sewage Treatment Plant

| EHS SAMPLE # | CLIENT SAMPLE #/ LABORATORY GROSS DESCRIPTION | % ASBESTOS | OTHER MATERIALS |
|---|---|---|---|
| 01 | 1105-1/ Beige Fib.; White Powder | NAD | 40% Cellulose<br>30% Fibrous Glass<br>30% Non-Fibrous |
| 02 | 1105-2/ Brown Gran. | NAD | 100% Non-Fibrous |
| 03 | 1105-3/ Yellow Fib.; Blue Paint-Like; White Rubber-Like | NAD | 5% Fibrous Glass<br>2% Hair<br>93% Non-Fibrous |
| 4 | 1105-4/ White Powder; Beige Fib. | NAD | 40% Cellulose<br>30% Fibrous Glass<br>30% Non-Fibrous |
| 05 | 1105-5/ White Rubber-Like | NAD | 2% Wollastonite<br>98% Non-Fibrous |
| 06 | 1105-6/ Gray Cementitious | 20% Chrysotile<br>20% Total Asbestos | 80% Non-Fibrous |

**QC SAMPLE:** M2-1998-4

**QC BLANK:** SRM 1866 Fiberglass

**REPORTING LIMIT:** 1% Asbestos

**METHOD:** Polarized Light Microscopy, EPA Method 600/R-93/116 *

**ANALYST:** Laura Holder

**Reviewed By Authorized Signatory:**

*Howard Varner, Laboratory Director*
*Irma Faszewski, Quality Assurance Coordinator*
*David Xu, MS, Senior Chemist*
*Feng Jiang, MS, Senior Geologist*
*Michael A. Mueller, Quality Assurance Manager*

# ENVIRONMENTAL HAZARDS SERVICES, L.L.C.

**CLIENT NUMBER:** 48-1202 B
**EHS PROJECT #:** 11-03-1521
**PROJECT:** Arlington Co. Sewage Treatment Plant

Results represent the analysis of samples submitted by the client. Sample location, description, area, volume, etc., was provided by the client. This report cannot be used by the client to claim product endorsement by NVLAP or any agency of the U.S. Government. This report shall not be reproduced except in full, without the written consent of Environmental Hazards Services, L.L.C. California Certification #2319 NY ELAP #11714. All information concerning sampling location, date, and time can be found on Chain-of-Custody. Environmental Hazards Services, L.L.C. does not perform any sample collection.

Environmental Hazards Services, L.L.C. recommends reanalysis by point count (for more accurate quantification) or Transmission Electron Microscopy (TEM), for enhanced detection capabilities) for materials regulated by the EPA NESHAP (National Emission Standards for Hazardous Air Pollutants) and found to contain less than ten percent (<10%) asbestos by polarized light microscopy (PLM). Both services are available for an additional fee.

* All California samples analyzed by Polarized Light Microscopy, EPA Method 600/M4-82-020, Dec. 1982.

**LEGEND** NAD = no asbestos detected
SCF = suspected ceramic fibers

plm1.dot/07JAN2002/ MR

EHS 11-03-0981 SPHM

ENVIRONMENTAL HAZARDS SERVICES, L.L.C.

7469 Whitepine Road Richmond, Virginia 23237 Phone (804) 275-4788 Fax (804) 275-4907

# CHAIN OF CUSTODY FORM

**Company Name:** AMIS, INC.
**Address:** P.O. Box 26905
**City, State, Zip:** Richmond, VA 23261
**EHS Client Account #:**
**Phone #:** **Fax #:** 358-5485
**P.O. #:**

**Date:** 11-07-03
**Contact Name:** Sean Costello
**Sampler Name:** Same
**Project #:** Arlington County WPCP Bio Bldg.

| Sample Number | Sample Date & Time | Asbestos: Bulk ID by PLM | Asbestos: (PCM) Fiber Count | Asbestos: PLM Point Count | Asbestos: PLM Gravimetric | Asbestos: TEM AHERA (Air) | Asbestos: TEM Chatfield (Bulk) | Lead: Air | Lead: Paint (%) | Lead: Paint (PPM) | Lead: Paint (mg/cm²) | Lead: Soil | Lead: Wipe * (See Note) | Lead: TCLP (Pb) | Lead: Waste Water | Other Metals (Specify metals below): TCLP RCRA 8 | Other Metals: Welding Fume | Other Metals: Toxic Metal Profile | Indoor Air Quality: Biocassette | Indoor Air Quality: Slide | Indoor Air Quality: Surface Swab | Indoor Air Quality: Surface Tape | Indoor Air Quality: Bulk | Indoor Air Quality: Viable Analysis◆ | Air Volume (L) OR Wipe Area (ft²) OR Scrape Area(cm²) | Comments ◆Specify: -Total Fungal Count w/ID -Stachybotrys Culture w/Total Fungal Count & IDs -Total Thermophilic Fungal Count w/ID |
|---|---|---|---|---|---|---|---|---|---|---|---|---|---|---|---|---|---|---|---|---|---|---|---|---|---|---|
| 1107-1 | | X | | | | | | | | | | | | | | | | | | | | | | | 10' | E1 18 Boiler Gasket |
| -2 | | | | | | | | | | | | | | | | | | | | | | | | | 28 | E1 30 Incin. Door Gasket |
| -3 | | | | | | | | | | | | | | | | | | | | | | | | | E1, 32 | 2x4 ceiling Tile |
| -4 | | | | | | | | | | | | | | | | | | | | | | | | | ↓ | 12" ↓ |
| -5 | | | | | | | | | | | | | | | | | | | | | | | | | E1, 59.66 | mudded flange |
| -6 | | | | | | | | | | | | | | | | | | | | | | | | | ↓ | Fan/Duct flex connec |
| -7 | | | | | | | | | | | | | | | | | | | | | | | | | ↓ | mudded elbow |
| -8 | | | | | | | | | | | | | | | | | | | | | | | | | E1 · 70. | Fireproofing |

Particulate: Total Nuisance (NIOSH 0500) ☐ Respirable (NIOSH 0600) ☐

* Do wipe samples submitted meet ASTM E1792 requirements? Yes ☐ No ☐

| | | |
|---|---|---|
| Released by: Sean Costello | Signature: Sean Costello | Date/Time: 1600 11-7-03 |
| Received by: | Signature: | Date/Time: 11/08/03 12:14 P |
| Released by: | Signature: | Date/Time: |
| Received by: | Signature: | Date/Time: |

# ENVIRONMENTAL HAZARDS SERVICES, L.L.C.

7469 WHITE PINE ROAD - RICHMOND, VA 23237
804-275-4788 FAX 804-275-4907


## BULK ASBESTOS SAMPLE ANALYSIS SUMMARY

**CLIENT:** Abatement Monitoring & Inspection Services
ATTN: Sean Costello, C.I.H.
P.O. Box 26905
Richmond, VA 23261

**DATE OF RECEIPT:** 08 NOV 2003
**DATE OF ANALYSIS:** 10 NOV 2003
**DATE OF REPORT:** 10 NOV 2003

**CLIENT NUMBER:** 48-1202 B
**EHS PROJECT #:** 11-03-0981
**PROJECT:** Arlington County WPCP; Bio Bldg.

| EHS SAMPLE # | CLIENT SAMPLE #/ LABORATORY GROSS DESCRIPTION | % ASBESTOS | OTHER MATERIALS |
|---|---|---|---|
| 01 | 1107-1/<br>Tan/Brown Fib. | 60% Chrysotile<br>60% Total Asbestos | 15% Synthetic<br>25% Non-Fibrous |
| 02 | 1107-2/<br>Tan/Brown Fib. | 60% Chrysotile<br>60% Total Asbestos | 30% Cellulose<br>10% Non-Fibrous |
| 03 | 1107-3/<br>Pale Beige/Brown Fib.; Off-White Brittle | NAD | 40% Cellulose<br>35% Fibrous Glass<br>25% Non-Fibrous |
| 04 | 1107-4/<br>Pale Beige/Brown Fib.; Off-White Brittle | NAD | 40% Cellulose<br>35% Fibrous Glass<br>25% Non-Fibrous |
| 05 | 1107-5/<br>Pale Beige Brittle | NAD | 10% Cellulose<br>45% Fibrous Glass<br>45% Non-Fibrous |
| 06 | 1107-6/<br>Black Pliable; Pale Yellow Fib. | NAD | 2% Cellulose<br>35% Synthetic<br>63% Non-Fibrous |
| 07 | 1107-7/<br>Pale Beige/White Fib.; Silver Brittle | NAD | 15% Cellulose<br>50% Fibrous Glass<br>35% Non-Fibrous |
| 08 | 1107-8/<br>Pale Gray Fib.; Tan Brittle | NAD | 7% Cellulose<br>45% Fibrous Glass<br>48% Non-Fibrous |

# ENVIRONMENTAL HAZARDS SERVICES, L.L.C.

**CLIENT NUMBER:** 48-1202 B
**EHS PROJECT #:** 11-03-0981
**PROJECT:** Arlington County WPCP; Bio Bldg.

| | |
|---|---|
| **QC SAMPLE:** | M1-1999-1 |
| **QC BLANK:** | SRM 1866 Fiberglass |
| **REPORTING LIMIT:** | 1% Asbestos |
| **METHOD:** | Polarized Light Microscopy, EPA Method 600/R-93/116 * |
| **ANALYST:** | Mark Case |

**Reviewed By Authorized Signatory:** Irma Faszewski

*Howard Varner, Laboratory Director*
*Irma Faszewski, Quality Assurance Coordinator*
*David Xu, MS, Senior Chemist*
*Feng Jiang, MS, Senior Geologist*
*Michael A. Mueller, Quality Assurance Manager*

Results represent the analysis of samples submitted by the client. Sample location, description, area, volume, etc., was provided by the client. This report cannot be used by the client to claim product endorsement by NVLAP or any agency of the U.S. Government. This report shall not be reproduced except in full, without the written consent of Environmental Hazards Services, L.L.C. California Certification #2319 NY ELAP #11714. All information concerning sampling location, date, and time can be found on Chain-of-Custody. Environmental Hazards Services, L.L.C. does not perform any sample collection.

Environmental Hazards Services, L.L.C. recommends reanalysis by point count (for more accurate quantification) or Transmission Electron Microscopy (TEM), for enhanced detection capabilities) for materials regulated by the EPA NESHAP (National Emission Standards for Hazardous Air Pollutants) and found to contain less than ten percent (<10%) asbestos by polarized light microscopy (PLM). Both services are available for an additional fee.

* All California samples analyzed by Polarized Light Microscopy, EPA Method 600/M4-82-020, Dec. 1982.

**LEGEND** NAD = no asbestos detected
SCF = suspected ceramic fibers

plm1.dot/07JAN2002/ MR

1-PLM

SAMPLE CONDITION
Acceptable ✓
Unacceptable ___

ENVIRONMENTAL HAZARDS SERVICES, L.L.C.

EHS 11-03-2941 [illegible]ilepine Road Richmond, Virginia 23237 Phone (804) 275-4788 Fax (804) 275-4907

# CHAIN OF CUSTODY FORM

**Company Name:** AMIS, INC. **Date:** 11-21-03
**Address:** P.O. Box 26905 **Contact Name:** Sean Costello
**City, State, Zip:** Richmond, VA 23261 **Sampler Name:**
**EHS Client Account #:** **Project #:** Arlington Co. WPCP Bio Bldg
**Phone #:** **Fax #:** 358-5485
**P.O. #:**

| Sample Number | Sample Date & Time | Asbestos: Bulk (ID by PLM) | Asbestos: (PCM) Fiber Count | Asbestos: PLM Point Count | Asbestos: PLM Gravimetric | Asbestos: TEM AHERA (Air) | Asbestos: TEM Chatfield (Bulk) | Lead: Air | Lead: Paint (%) | Lead: Paint (PPM) | Lead: Paint (mg/cm²) | Lead: Soil | Lead: Wipe * (See Note) | Lead: TCLP (Pb) | Lead: Waste Water | Other Metals (Specify metals below): TCLP RCRA 8 | Other Metals: Welding Fume | Other Metals: Toxic Metal Profile | Indoor Air Quality: Biocassette | Indoor Air Quality: Slide | Indoor Air Quality: Surface Swab | Indoor Air Quality: Surface Tape | Indoor Air Quality: Bulk | Air Volume (L) OR Wipe Area (ft²) OR Scrape Area(cm²) | Comments |
|---|---|---|---|---|---|---|---|---|---|---|---|---|---|---|---|---|---|---|---|---|---|---|---|---|---|
| 1 1114-1 | 11-14 | X | | | | | | | | | | | | | | | | | | | | | | EL 45 | Fireproofing |

Particulate: Total Nuisance (NIOSH 0500) ☐ Respirable (NIOSH 0600) ☐

00 11/25/03

* Do wipe samples submitted meet ASTM E1792 requirements? Yes ☐ No ☐

| | | |
|---|---|---|
| Released by: Sean Costello | Signature: [signature] | Date/Time: 11-21-03 |
| Received by: | Signature: | Date/Time: |
| Released by: | Signature: [signature] | Date/Time: |
| Received by: | Signature: [signature] | Date/Time: 11/22/03 [illegible] |

# ENVIRONMENTAL HAZARDS SERVICES, L.L.C.

7469 WHITE PINE ROAD - RICHMOND, VA 23237
804-275-4788 FAX 804-275-4907


## BULK ASBESTOS SAMPLE ANALYSIS SUMMARY

**CLIENT:** Abatement Monitoring & Inspection Services
ATTN: Sean Costello, C.I.H.
P.O. Box 26905
Richmond, VA 23261

**DATE OF RECEIPT:** 22 NOV 2003
**DATE OF ANALYSIS:** 26 NOV 2003
**DATE OF REPORT:** 26 NOV 2003

**CLIENT NUMBER:** 48-1202 B
**EHS PROJECT #:** 11-03-2941
**PROJECT:** Arlington Co. WPCP; Bio Bldg.

| EHS SAMPLE # | CLIENT SAMPLE #/ LABORATORY GROSS DESCRIPTION | % ASBESTOS | OTHER MATERIALS |
|---|---|---|---|
| 01 | 1114-1/ Gray Fib. | NAD | 2% Cellulose<br>20% Fibrous Glass<br>78% Non-Fibrous |

**QC SAMPLE:** M2-1998-2

**QC BLANK:** SRM 1866 Fiberglass

**REPORTING LIMIT:** 1% Asbestos

**METHOD:** Polarized Light Microscopy, EPA Method 600/R-93/116 *

**ANALYST:** Tabitha Jamison

**Reviewed By Authorized Signatory:** Michael A. Mueller

*Howard Varner, Laboratory Director*
*Irma Faszewski, Quality Assurance Coordinator*
*David Xu, MS, Senior Chemist*
*Feng Jiang, MS, Senior Geologist*
*Michael A. Mueller, Quality Assurance Manager*

Results represent the analysis of samples submitted by the client. Sample location, description, area, volume, etc., was provided by the client. This report cannot be used by the client to claim product endorsement by NVLAP or any agency of the U.S. Government. This report shall not be reproduced except in full, without the written consent of Environmental Hazards Services, L.L.C. California Certification #2319 NY ELAP #11714. All information concerning sampling location, date, and time can be found on Chain-of-Custody. Environmental Hazards Services, L.L.C. does not perform any sample collection.

Environmental Hazards Services, L.L.C. recommends reanalysis by point count (for more accurate quantification) or Transmission Electron Microscopy (TEM), for enhanced detection capabilities) for materials regulated by the EPA NESHAP (National Emission Standards for Hazardous Air Pollutants) and found to contain less than ten percent (<10%) asbestos by polarized light microscopy (PLM). Both services are available for an additional fee.

* All California samples analyzed by Polarized Light Microscopy, EPA Method 600/M4-82-020, Dec. 1982.

**LEGEND** NAD = no asbestos detected
SCF = suspected ceramic fibers

plm1.dot/07JAN2002/ pd

# ATTACHMENT III

Sample Location Drawings

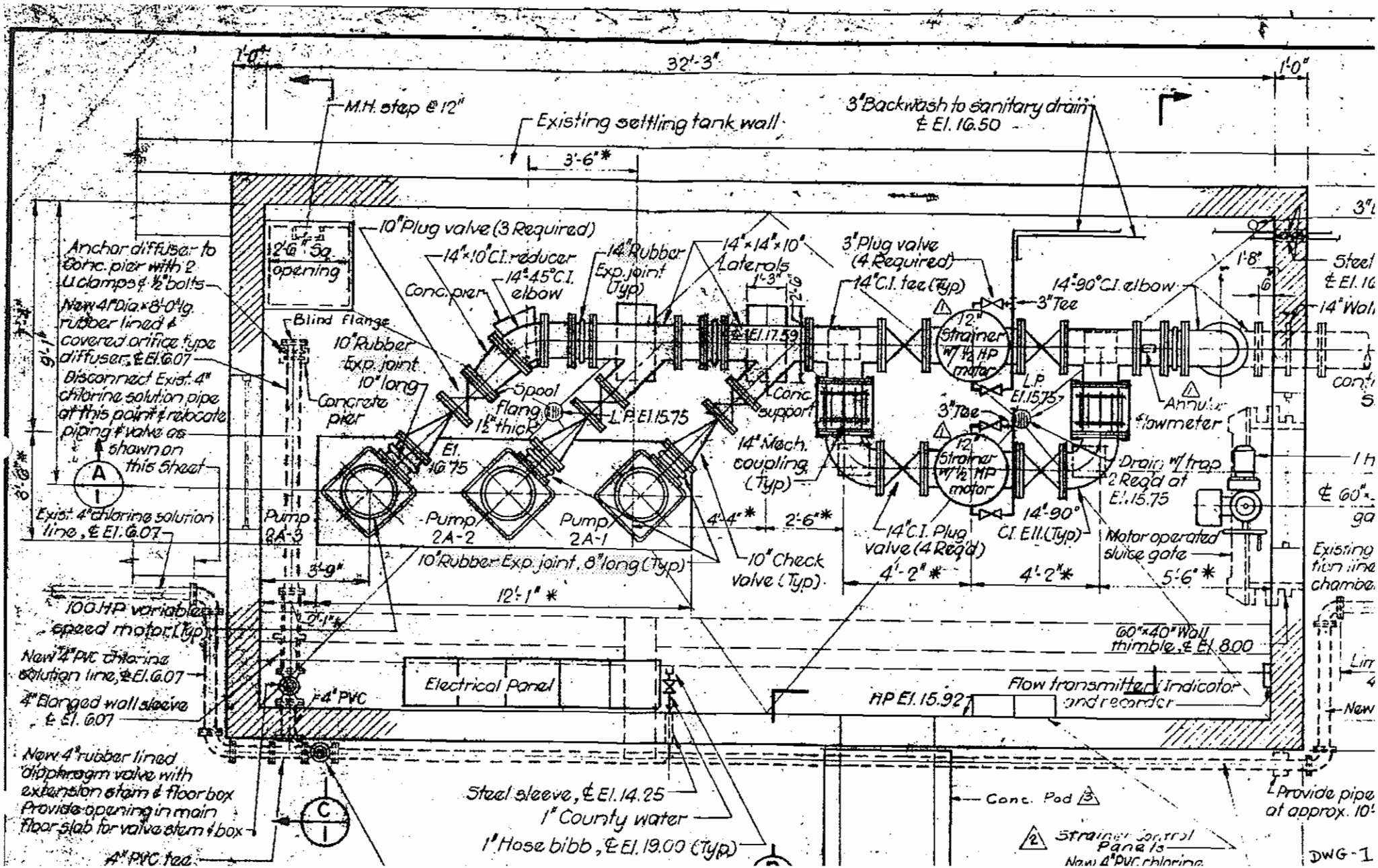
32'-3"
1'-0"
1'-0"
M.H. step @ 12"
Existing settling tank wall
3'-6"*
3" Backwash to sanitary drain
℄ El. 16.50
12'-6" Sq. opening
10" Plug valve (3 Required)
14"×10" C.I. reducer
14" 45° C.I. elbow
Conc. pier
14" Rubber Exp. joint (Typ)
14"×14"×10" Laterals
1'-3"
3" Plug valve (4 Required)
14" C.I. tee (Typ)
14" 90° C.I. elbow
3" Tee
1'-8"
Steel
℄ El. 16
14" Wall
Anchor diffuser to Conc. pier with 2 U clamps & ½" bolts
New 4" Dia. × 8'-0" lg. rubber lined & covered orifice type diffuser, ℄ El. 6.07
Disconnect Exist. 4" chlorine solution pipe at this point & relocate piping & valve as shown on this Sheet
Exist. 4" chlorine solution line, ℄ El. 6.07
Blind flange
10" Rubber Exp. joint 10" long
Concrete pier
Spool flang 1½" thick
L.P. El. 15.75
El. 16.75
℄ El. 17.59
Conc. support
14" Mech. coupling (Typ)
12" Strainer w/ ½ HP motor
L.P. El. 15.75
3" Tee
12" Strainer w/ ½ HP motor
Annular flowmeter
Drain w/ trap 2 Req'd at El. 15.75
Pump 2A-3
Pump 2A-2
Pump 2A-1
4'-4"*
2'-6"*
10" Rubber Exp. joint, 8" long (Typ)
10" Check valve (Typ)
14" C.I. Plug valve (4 Req'd)
14" 90° C.I. Ell. (Typ)
Motor operated sluice gate
4'-2"*
4'-2"*
5'-6"*
3'-9"
12'-1"*
2'-1"*
100 HP variable speed motor (Typ)
New 4" PVC chlorine solution line, ℄ El. 6.07
4" Flanged wall sleeve ℄ El. 6.07
4" PVC
Electrical Panel
60"×40" Wall thimble, ℄ El. 8.00
HP El. 15.92
Flow transmitter, Indicator and recorder
New 4" rubber lined diaphragm valve with extension stem & floor box
Provide opening in main floor slab for valve stem & box
4" PVC tee
Steel sleeve, ℄ El. 14.25
1" County water
1" Hose bibb, ℄ El. 19.00 (Typ)
Conc. Pad
Strainer Control Panels
New 4" PVC chlorine
Provide pipe at approx. 10'
DWG-1

# ATTACHMENT IV

Table of Asbestos Containing Materials

**Asbestos & Lead-based Paint Inspection Addendum**
**Arlington County Water Pollution Control Plant**
**Arlington County, Virginia**
**December 2003**

## Asbestos Containing Materials

| Location | Material | Sample ID | Contained Asbestos by Weight (%) | Approx Qty | Asbestos Type |
|---|---|---|---|---|---|
| Operations Building | Transite Wall Panel | 1105-6 | 20 | 18 Panels (3ft x 4ft each) | Chrysotile |
| Biological Sludge Processing Building | Boiler Gasket | 1107-1 | 60 | 10 linear ft | Chrysotile |
| Biological Sludge Processing Building | Incinerator Door Gaskets | 1107-2 | 60 | 28 Doors | Chrysotile |

# ATTACHMENT V

Inspector Licenses

# DEPARTMENT OF PROFESSIONAL AND OCCUPATIONAL REGULATION
## COMMONWEALTH OF VIRGINIA

3600 West Broad Street, Richmond, VA 23230
Telephone: 1 (804) 367-8500

EXPIRES ON
12-31-2003

NUMBER
3303 001274

VIRGINIA ASBESTOS LICENSE
INSPECTOR LICENSE

SEAN PATRICK COSTELLO
2127 HANOVER AVE

RICHMOND, VA 23220

Louise F. Ware

Louise F. Ware, Director

ALTERATION OF THIS DOCUMENT, USE AFTER EXPIRATION, OR USE BY PERSONS OR FIRMS OTHER THAN THOSE NAMED MAY RESULT IN CRIMINAL PROSECUTION UNDER THE CODE OF VIRGINIA

(SEE REVERSE SIDE FOR NAME AND/OR ADDRESS CHANGE)

(POCKET CARD)

COMMONWEALTH OF VIRGINIA
VIRGINIA ASBESTOS LICENSE
INSPECTOR LICENSE

NUMBER: 3303 001274 EXPIRES 12-31-2003

SEAN PATRICK COSTELLO
2127 HANOVER AVE

RICHMOND VA 23220

(DETACH HERE)

DEPARTMENT OF PROFESSIONAL AND OCCUPATIONAL REGULATION
3600 West Broad Street, Richmond, Virginia 23230

ALTERATION OF THIS DOCUMENT, USE AFTER EXPIRATION, OR USE BY PERSONS OR FIRMS OTHER THAN THOSE NAMED MAY RESULT IN CRIMINAL PROSECUTION UNDER THE CODE OF VIRGINIA.

# DEPARTMENT OF PROFESSIONAL AND OCCUPATIONAL REGULATION
## COMMONWEALTH OF VIRGINIA

3600 West Broad Street, Richmond, VA 23230
Telephone: 1 (804) 367-8500

EXPIRES ON
06-30-2003

NUMBER
3356 000118

VIRGINIA LEAD LICENSE
LEAD INSPECTOR/RISK ASSESSOR
LICENSE

ROBERT ALAN WORRELL
3108 GHENT DR

CHESTERFIELD, VA 23832

Louise F. Ware

Louise P. Ware, Director

ALTERATION OF THIS DOCUMENT, USE AFTER EXPIRATION, OR USE BY PERSONS OR FIRMS OTHER THAN THOSE NAMED MAY RESULT IN CRIMINAL PROSECUTION UNDER THE CODE OF VIRGINIA

(SEE REVERSE SIDE FOR NAME AND/OR ADDRESS CHANGE)

(POCKET CARD)

COMMONWEALTH OF VIRGINIA

VIRGINIA LEAD LICENSE

LEAD INSPECTOR/RISK ASSESSOR LICENSE
NUMBER: 3356 000118 EXPIRES 06-30-2003

ROBERT ALAN WORRELL
3108 GHENT DR

CHESTERFIELD, VA 23832

(FOLD)

(DETACH HERE)

DEPARTMENT OF PROFESSIONAL AND OCCUPATIONAL REGULATION
3600 West Broad Street, Richmond, Virginia 23230

ALTERATION OF THIS DOCUMENT, USE AFTER EXPIRATION, OR USE BY PERSONS OR FIRMS OTHER THAN THOSE NAMED MAY RESULT IN CRIMINAL PROSECUTION UNDER THE CODE OF VIRGINIA.

MALCOLM PIRNIE

# Arlington County Water Pollution Control Plant

## *Hazardous Materials Survey*

## *Technology-Enhanced Naturally-Occurring Radioactive Materials (TENORM) Survey*

PREPARED FOR:

**Arlington County**

PREPARED BY:

**Malcolm Pirnie, Inc.**
*Independent Environmental Engineers, Scientists & Consultants*
701 Town Center Drive
Suite 600
Newport News, Virginia 23606

1393-021

**May 2003**

# Technologically-Enhanced Naturally-Occurring Radioactive Materials (TENORM) Survey
# Arlington County Water Pollution Control Plant
# Arlington County, Virginia

## EXECUTIVE SUMMARY

### Introduction

Malcolm Pirnie, Inc. (MPI) was contracted by Arlington County to conduct a Hazardous Materials Investigation of the Arlington County Water Pollution Control Plant (WPCP) facility. As part of this effort, and in addition to a Lead-based Paint and Asbestos Survey, a Technologically-Enhanced Naturally-Occurring Radioactive Materials (TENORM) scoping survey was performed by MPI on May 12, 2003 to assess any potential contamination with TENORM, particularly radium scale. The facility is currently undergoing a major upgrade and expansion, resulting in extensive demolition, construction and reconstruction of buildings, structures, machinery, equipment and components within the facility. It is Arlington County's desire to locate, identify and quantify all hazardous materials at specific buildings and structures at the WPCP, plus a series of remote (i.e., off-site) pump stations.

### Purpose

Radioactive materials, particularly radium, that are naturally present in the wastewater process stream may become concentrated in the resultant sludge and/or associated piping as a result of the use of ferric chloride, a coagulant used in the water treatment process, and form radium scale. This could pose a human health risk if radiation levels become elevated as a result of this concentration. The TENORM scoping survey was performed to detect and measure any radiation resulting from radioactive nuclides that may have become concentrated in the WPCP facility's process sludge and/or associated piping in advance of the facility's upgrade and expansion efforts.

### Site Description

The Arlington County WPCP facility is located on 35 acres of land in a residential/commercial neighborhood in South Arlington, Virginia. The original plant buildings were constructed in 1937 and were upgraded several times in the 1950's, 60's, 70's and 90's.

### Scope of Work

Buildings, structures, machinery, equipment and components in both the Primary and Secondary Operations areas of the WPCP facility were to be scanned for TENORM contamination, to include the following:

**Primary Operations Area**

- Flotation Thickener Building
- Primary Sludge Pumps
- Gravity Thickener Building
- Dewatering Building
- All chemical pipes and connections in the area

**Secondary Operations Area**

- First Step Lime Reaction Tanks (LTRs) 1A, 2A, and 3A
- Second Step LTRs 1B, 2B, and 3B
- LTR Sump Flow Areas
- Backwash Effluent Building
- Liquid Sludge
- Pump Machinery
- Pipes and pipe joints in this area

**TENORM Scoping Survey**

The work consisted of first establishing the typical, or background, radiation levels at the facility. A surface gamma count rate scan and direct measurements on the outer surfaces of the WPCP facility's piping and equipment in those areas where process sludge had the greatest potential to become concentrated was then performed. Surface measurements were then compared to the background levels. Sludge samples were collected and shipped to a laboratory for analysis.

**Results of TENORM Scoping Survey**

In the Primary area, all locations that were scanned exhibited below-background levels of 2 – 6 μR/h. All chemical pipes and connections that could potentially be contaminated with TENORM were not found to be impacted. Sludge samples were collected from the Dewatering Building in the Primary Area. This location was selected because it contained the highest concentrations of ferric chloride. The sludge samples were scanned prior to packaging for shipment to a laboratory for analysis, and readings were in the range of 0.5 – 0.7 μR/h inside the containers. A preliminary laboratory report on these sludge samples was received on May 29, 2003, and is attached. With the exception of radionuclides of iodine (I-131) and potassium (K-40), all samples showed levels Below Detection Levels for all radionuclides of interest. Both potassium and iodine are abundant in nature and are commonly found in water treatment facilities as they combine easily with organic materials. Neither was found in high concentrations in the samples. The final laboratory results will be available in early June 2003.

In the Secondary area, all readings were approximately 6 – 8 μR/h, at or below the previously determined location-specific background levels. The sump flow area coming from the LTRs showed readings of 8 – 11 μR/h and the Backwash Effluent Building pipes showed 5 – 8 μR/h, all of which are also in an acceptable background range.

MALCOLM PIRNIE

MALCOLM PIRNIE, INC.
INDEPENDENT ENVIRONMENTAL ENGINEERS, SCIENTISTS & CONSULTANTS

**To:** Dan Mosher, NEW **Date:** May 30, 2003

**Copy:** Les Skoski, NNJ

**From:** Michele Driscoll, NNJ

**Re:** Radiological Scoping Survey at the Arlington County WPCP Facility

Dear Mr. Mosher:

The purpose of this letter is to inform you of the results of the scoping survey that was performed at the Arlington County Water Pollution Control Plant Facility on May 12, 2003, to aid in planning for construction design. The survey consisted of a gamma count rate scan and direct measurements on the outer surface of the piping in order to assess potential contamination with Technologically-Enhanced Naturally-Occurring Radioactive Materials (TENORM), particularly radium scale. As a result of the findings, it was determined unnecessary to collect a Working Level (WL) measurement at the facility.

Background consists of typical radiation levels for an area. These vary from location to location and are dependent on many factors, including the type of building material surveyed. The location specific background values were measured by surveying similar areas of the plant that are not expected to be impacted by TENORM. The background levels were determined to be approximately 7 μR/h (an average of six different readings of 7 – 10 μR/h taken in and around the buildings of interest). A Ludlum Model 12 ratemeter and Ludlum Model 44-2 1" x 1" NaI detector were used for gamma scans of various surfaces and a Bicron Field Gamma Spectrometer was used for nuclide identification.

The facility was divided into two sections for scanning. The Primary Area consisted of the Flotation Thickener Building, Primary Sludge Pumps, Gravity Thickener Building, and Dewatering Building. All locations exhibited below-background levels of 2 – 6 μR/h. At each facility, all chemical pipes and connections that were potentially contaminated by TENORM were scanned using the NaI detector and were not found to be impacted.

The Secondary Area consisted of the first step Line Reaction Tanks (LTRs) 1A, 2A, and 3A and the second step LTRs 1B, 2B, and 3B as well as the sump flow area and Backwash Effluent Building. Liquid sludge spills were noted on the floor areas of the LTRs. The liquid sludge, the pump machinery, pipes, and pipe joints were scanned for evidence of elevated radiation at these locations. All readings were approximately 6 – 8 μR/h, at or below the previously determined location-specific background levels. The sump flow area coming from the LTRs showed readings of 8 – 11 μR/h and the Backwash Effluent Building pipes showed 5 – 8 μR/h, all of which are also in an acceptable background range. The field gamma spectrometer was used to ascertain the possible nuclides in both the Primary and Secondary Areas, but all readings indicated low activity or low counts in these areas, and so no nuclides could be identified.

Four one-liter sludge samples were collected from the Dewatering Building in the Primary Area. This location was selected because it contains the highest concentrations of ferric

MALCOLM PIRNIE

chloride, a coagulant used in the water treatment that can cause buildup of radium scale in the waste sludge via deposits or crystallization on the walls of transport pipes. Before packaging, the samples were scanned using a Ludlum Model 44-9 pancake meter and a Ludlum Model 12 ratemeter. Readings were in the range of 0.5 – 0.7 μR/h inside the containers.

The preliminary laboratory report was received on May 29, 2003. The final results will be available in early June 2003 in order to allow for an appropriate amount of ingrowth time to pass for part of the analysis. With the exception of I-131 and K-40, all samples showed levels below Detection Levels for all radionuclides of interest. Both potassium and iodine are abundant in nature and are commonly found in water treatment facilities as they combine easily with organic materials. Neither was found in high concentrations in the samples.

The preliminary laboratory report and photographs taken during the scoping survey are being included as attachments to this letter.

Should you have any questions or require additional information, feel free to contact me at (201) 398-4322.

Very truly yours,

Michele M. Driscoll

# TENORM
# PRELIMINARY ANALYTICAL DATA

## Arlington County WPCP
## May 2003

Analytical Data Package Prepared For

# Malcolm Pirnie

Radiochemical Analysis By

## STL Richland

*2800 G.W. Way, Richland Wa, 99352, (509)-375-3131.*

Assigned Laboratory Code: STLR

*Data Package Contains _____ Pages*

Report No.: 22700

| SDG No. | Order No. | Client Sample ID (List Order) | Lot-Sa No. | Work Order | Report DB ID | Batch No. |
|---|---|---|---|---|---|---|
| 22967 | | 476802 | J3E130214-2 | FNL5G1AA | 9FNL5G10 | 3134338 |
| | | 476812 | J3E130214-4 | FNL5N1AA | 9FNL5N10 | 3134338 |
| | | 476822 | J3E130214-3 | FNL5L1AA | 9FNL5L10 | 3134338 |
| | | 476902 | J3E130214-1 | FNL481AA | 9FNL4810 | 3134338 |

SEVERN TRENT STL

# CERTIFICATE OF ANALYSIS

**Preliminary Report**

May 28, 2003

Malcolm Pirnie, Inc
17-17 Route 208 North
Fair Lawn, NJ 07410

Attention: Michelle Driscoll

| | | |
|---|---|---|
| Project Name | : | Arlington County WPCP |
| Project Location | : | Arlington, VA |
| Number of Samples | : | Four |
| Sample Type | : | Soil |
| SDG Number | : | 22967 |
| Data Deliverable | : | **Preliminary** Standard |

## I. Introduction

On May 13, 2003, four soil samples were received by the STL Richland (STLR) laboratory for radiochemical analysis. Upon receipt, these samples were assigned the STLR identification numbers as described on the cover page of the Analytical Data Package report form. These samples were assigned to Lot Number J3E130214.

The samples arrived in good condition.

## II. Analytical Results/Methodology

The analytical results for this report are presented by laboratory sample ID. Each set of data includes sample identification information, analytical results and the appropriate associated statistical errors.

Methodology: **Gamma Spectroscopy**
Gamma by method RICH-RC-5017 (HASL-300, GA-01-R)

## III. Quality Control

The analytical results for each analysis performed includes a minimum of one Laboratory Control Sample (LCS), one method blank and a duplicate sample. Any exceptions have been noted in the "Comments" section.

**Severn Trent Laboratories, Inc.**
**STL Richland** • 2800 George Washington Way, Richland, WA 99352
Tel 509 375 3131 Fax 509 375 5590 • *www.stl-inc.com*

IV. Comments

**Gamma Spectroscopy**

Gamma by method RICH-RC-5017:

The data in this report is preliminary because the 21 day Ra-226 ingrowth period was not completed. A complete report will be provided after the appropriate ingrowth period has passed.

Most samples exhibited low sample density and/or Compton Scattering (a high activity of other nuclides above the energy of interest) and these are matrix effects that prohibit meeting the Detection Limit. The Ra-228 result for sample 476902 is a possible false positive as the nuclides detection is rejected by abundance criteria. The Ra-226 result for sample 476802 is a possible false positive as the nuclides detection is rejected by abundance criteria.

Sample 476902 was recounted on a different detector as a duplicate (476902 Dup) due to insufficient volume received and is within limits. Except as noted, the LCS, blank and sample results are within contractual requirements and the data are accepted.

I certify that this Certificate of Analysis is in compliance with the SOW, both technically and for completeness, for other than the conditions detailed above. Release of the data contained in this hard copy data package has been authorized by the Laboratory Manager, or a designee as verified by the following signature.

Reviewed and approved:

Beverly I Giroir
Project Manager

## Drinking Water Method Cross References

| | DRINKING WATER ASTM METHOD CROSS REFERENCES | |
|---|---|---|
| | | |
| **Referenced Method** | **Isotope(s)** | **STL Richland's SOP number** |
| EPA 901.1 | Cs-134, I-131 | RICH-RC-5017 |
| EPA 900.0 | Alpha & Beta | RICH-RC-5014 |
| EPA 903.1 | Ra-226 | RICH-RC-5005 |
| EPA 904.0 | Ra-228 | RICH-RC-5005 |
| EPA 905.0 | Sr89/90 | RICH-RC-5006 |
| ASTM D2460 | Total Radium | RICH-RC-5027 |
| Standard Method 7500-U-C & ASTM D5174 | Uranium | RICH-RC-5058 |
| EPA 906.0 | Tritium | RICH-RC-5007 |
| | | |
| | | |
| | | |
| | | |
| NOTE: | | |
| The Gross Alpha LCS is prepared with Am-241 (unless otherwise specified in the case narrative) | | |
| The Gross Beta LCS is prepared with Sr/Y-90 (unless otherwise specified in the case narrative) | | |

## Uncertainty Estimation

STL Richland has adopted the internationally accepted approach to estimating uncertainties described in "NIST Technical Note 1297, 1994 Edition". The approach, "Law of Propagation of Errors", involves the identification of all variables in an analytical method which are used to derive a result. These variables are related to the analytical result (R) by some functional relationship, R = constants * f(x,y,z,...). The components (x,y,z) are evaluated to determine their contribution to the overall method uncertainty. The individual component uncertainties ($u_i$) are then combined using a statistical model that provides the most probable overall uncertainty value. All component uncertainties are categorized as type A, evaluated by statistical methods, or type B, evaluated by other means. Uncertainties not included in the components, such as sample homogeneity, are combined with the component uncertainty as the square root of the sum-of-the-squares of the individual uncertainties. The uncertainty associated with the derived result is the combined uncertainty ($u_c$) multiplied by the coverage factor (1,2, or 3).

When three or more sample replicates are used to derive the analytical result, the type A uncertainty is the standard deviation of the mean value (S/vn), where S is the standard deviation of the derived results. The type B uncertainties are all other random or non-random components that are not included in the standard deviation.

The derivation of the general "Law of Propagation of Errors" equations and specific example are available on request.

# Report Definitions

| | |
|---|---|
| Action Lev | An agreed upon activity level used to trigger some action when the final result is greater than or equal to the Action Level. Often the Action Level is related to the Decision Limit. |
| Batch | The QC preparation batch number that relates laboratory samples to QC samples that were prepared and analyzed together. |
| Bias | Defined by the equation (Result/Expected)-1 as defined by ANSI N13.30. |
| COC No | Chain of Custody Number assigned by the Client or STL Richland. |
| Count Error (#s) | Poisson counting statistics of the gross sample count and background. The uncertainty is absolute and in the same units as the result. For Liquid Scintillation Counting (LSC) the batch blank count is the background. |
| Total Uncert (#s) $u_c$ - *Combined Uncertainty.* | All known uncertainties associated with the preparation and analysis of the sample are propagated to give a measure of the uncertainty associated with the result, $u_c$ *the combined uncertainty.* The uncertainty is absolute and in the same units as the result. |
| (#s), Coverage Factor | The coverage factor defines the width of the confidence interval, 1, 2 or 3 standard deviations. |
| CRDL (RL) | Contractual Required Detection Limit as defined in the Client's Statement Of Work or STL Richland "default" nominal detection limit. Often referred to the reporting level (RL) |
| Lc | Decision Level based on instrument background or blank, adjusted by the Efficiency, Chemical Yield, and Volume associated with the sample. The Type I error probability is approximately 5%. Lc=(1.645 * Sqrt(2*(BkgrndCnt/BkgrndCntMin)/SCntMin)) * (ConvFct/(Eff*Yld*Abn*Vol) * IngrFct). For LSC methods the batch blank is used as a measure of the background variability. Lc cannot be calculated when the background count is zero. |
| Lot-Sample No | The number assigned by the LIMS software to track samples received on the same day for a given client. The sample number is a sequential number assigned to each sample in the Lot. |
| MDC\|MDA | Detection Level based on instrument background or blank, adjusted by the Efficiency, Chemical Yield, and Volume with a Type I and II error probability of approximately 5%. MDC = (4.65 * Sqrt((BkgrndCnt/BkgrndCntMin)/SCntMin) + 2.71/SCntMin) * (ConvFct/(Eff * Yld * Abn * Vol) * IngrFct). For LSC methods the batch blank is used as a measure of the background variability. |
| Primary Detector | The instrument identifier associated with the analysis of the sample aliquot. |
| Ratio U-234/U-238 | The U-234 result divided by the U-238 result. The U-234/U-238 ratio for natural uranium in NIST SRM 4321C is 1.038. |
| Rst/MDC | Ratio of the Result to the MDC. A value greater than 1 may indicate activity above background at a high level of confidence. Caution should be used when applying this factor and it should be used in concert with the qualifiers associated with the result. |
| Rst/TotUcert | Ratio of the Result to the Total Uncertainty. If the uncertainty has a coverage factor of 2 a value greater than 1 may indicate activity above background at approximately the 95% level of confidence assuming a two-sided confidence interval. Caution should be used when applying this factor and it should be used in concert with the qualifiers associated with the result. |
| Report DB No | Sample Identifier used by the report system. The number is based upon the first five digits of the Work Order Number. |
| RER | The equation Replicate Error Ratio = (S-D)/[sqrt($TPUs^2$ + $TPUd^2$)] as defined by ICPT BOA where S is the original sample result, D is the result of the duplicate, TPUs is the total uncertainty of the original sample and TPUd is the total uncertainty of the duplicate sample. |
| SDG | Sample Delivery Group Number assigned by the Client or assigned by STL Richland upon sample receipt. |
| Sum Rpt Alpha Spec Rst(s) | The sum of the reported alpha spec results for tests derived from the same sample excluding duplicate result where the results are in the same units. |
| Work Order | The LIMS software assign test specific identifier. |
| Yield | The recovery of the tracer added to the sample such as Pu-242 used to trace a Pu-239/40 method. |

# Sample Results Summary

## STL Richland STLR

Ordered by Method, Batch No., Client Sample ID.

Date: 28-May-03

Report No. : 22700

SDG No: 22967

| Batch | Client Id Work Order | Parameter | Result +- Uncertainty ( 2s) | Qual | Units | Yield | MDC or MDA | CRDL | RER2 |
|---|---|---|---|---|---|---|---|---|---|
| 3134338 | RICHRC5017 | | | | | | | | |
| 476802 | | | | | | | | | |
| | FNL5G1AA | CS-137 | -3.96E-02 +- 1.06E-01 | U | pCi/g | | 1.82E-01 | 2.00E-01 | |
| | | I-131 | 7.01E+01 +- 9.50E+00 | | pCi/g | | 7.02E-01 | | |
| | | K-40 | 6.90E+00 +- 3.49E+00 | | pCi/g | | 2.11E+00 | 2.00E+00 | |
| | | RA-226 | 2.68E-01 +- 3.90E-01 | U | pCi/g | | 4.91E-01 | 3.00E-01 | |
| | | RA-228 | 8.80E-01 +- 6.06E-01 | U | pCi/g | | 1.15E+00 | 6.00E-01 | |
| | | TH-232 | 1.61E+00 +- 7.92E-01 | U | pCi/g | | 1.46E+00 | 7.00E-01 | |
| | | U-238DHP | 4.39E-01 +- 1.73E+00 | U | pCi/g | | 2.96E+00 | 3.00E+00 | |
| 476812 | | | | | | | | | |
| | FNL5N1AA | CS-137 | 1.23E-02 +- 8.82E-02 | U | pCi/g | | 1.64E-01 | 2.00E-01 | |
| | | I-131 | 7.09E+01 +- 9.49E+00 | | pCi/g | | 6.01E-01 | | |
| | | K-40 | 3.49E+00 +- 2.98E+00 | | pCi/g | | 2.10E+00 | 2.00E+00 | |
| | | RA-226 | 3.85E-01 +- 2.25E-01 | U | pCi/g | | 4.43E-01 | 3.00E-01 | |
| | | RA-228 | 1.47E+00 +- 6.28E-01 | U | pCi/g | | 1.06E+00 | 6.00E-01 | |
| | | TH-232 | 8.28E-01 +- 6.62E-01 | U | pCi/g | | 1.21E+00 | 7.00E-01 | |
| | | U-238DHP | 2.83E-01 +- 2.86E+00 | U | pCi/g | | 4.72E+00 | 3.00E+00 | |
| 476822 | | | | | | | | | |
| | FNL5L1AA | CS-137 | 1.85E-02 +- 1.08E-01 | U | pCi/g | | 1.96E-01 | 2.00E-01 | |
| | | I-131 | 7.30E+01 +- 9.64E+00 | | pCi/g | | 6.01E-01 | | |
| | | K-40 | 6.46E+00 +- 3.27E+00 | | pCi/g | | 1.92E+00 | 2.00E+00 | |
| | | RA-226 | 2.00E-01 +- 2.74E-01 | U | pCi/g | | 4.58E-01 | 3.00E-01 | |
| | | RA-228 | 3.98E-01 +- 6.64E-01 | U | pCi/g | | 1.04E+00 | 6.00E-01 | |
| | | TH-232 | 3.00E-01 +- 6.59E-01 | U | pCi/g | | 1.18E+00 | 7.00E-01 | |
| | | U-238DHP | 4.13E-02 +- 2.47E+00 | U | pCi/g | | 3.96E+00 | 3.00E+00 | |
| 476902 | | | | | | | | | |
| | FNL481AA | CS-137 | 9.20E-02 +- 1.47E-01 | U | pCi/g | | 2.73E-01 | 2.00E-01 | |
| | | I-131 | 7.07E+01 +- 9.50E+00 | | pCi/g | | 9.58E-01 | | |
| | | K-40 | 6.52E+00 +- 4.12E+00 | | pCi/g | | 2.97E+00 | 2.00E+00 | |
| | | RA-226 | -8.15E-02 +- 3.33E-01 | U | pCi/g | | 5.73E-01 | 3.00E-01 | |
| | | RA-228 | 2.02E+00 +- 7.77E-01 | U | pCi/g | | 1.30E+00 | 6.00E-01 | |
| | | TH-232 | 1.67E+00 +- 1.05E+00 | U | pCi/g | | 1.89E+00 | 7.00E-01 | |
| | | U-238DHP | 7.11E+00 +- 1.06E+01 | U | pCi/g | | 1.81E+01 | 3.00E+00 | |
| 476902 DUP | | | | | | | | | |
| | FNL481AC | CS-137 | 5.09E-02 +- 1.44E-01 | U | pCi/g | | 2.64E-01 | 2.00E-01 | |
| | | I-131 | 7.09E+01 +- 9.68E+00 | | pCi/g | | 8.35E-01 | | |
| | | K-40 | 4.15E+00 +- 3.63E+00 | | pCi/g | | 2.61E+00 | 2.00E+00 | |
| | | RA-226 | 5.32E-02 +- 3.59E-01 | U | pCi/g | | 6.23E-01 | 3.00E-01 | |
| | | RA-228 | 2.74E-01 +- 6.94E-01 | U | pCi/g | | 1.26E+00 | 6.00E-01 | |

STL Richland

rptSTLRchSaSummary2 V4.03 A97

RER2 - Replicate Error Ratio = (S-D)/[sqrt(sq(TPUs)+sq(TPUd))] as defined by ICPT BOA.

U Qual - Analyzed for, but the result is less than the Mdc/Mda|Total Uncert or gamma scan software did not identify the nuclide.

# Sample Results Summary

## STL Richland STLR

Ordered by Method, Batch No., Client Sample ID.

Date: 28-May-03

Report No. : 22700

SDG No: 22967

| Batch | Client Id Work Order | Parameter | Result +- Uncertainty ( 2s) | Qual | Units | Yield | MDC or MDA | CRDL | RER2 |
|---|---|---|---|---|---|---|---|---|---|
| 3134338 | RICHRC5017 | | | | | | | | |
| | 476902 DUP | | | | | | | | |
| | FNL481AC | TH-232 | 1.79E+00 +- 9.41E-01 | U | pCi/g | | 1.74E+00 | 7.00E-01 | |
| | | U-238DHP | 7.39E-01 +- 3.17E+00 | U | pCi/g | | 2.84E+00 | 3.00E+00 | |

No. of Results: 35

STL Richland

rptSTLRchSaSummary2 V4.03 A97

RER2 - Replicate Error Ratio = (S-D)/(sqrt(sq(TPUs)+sq(TPUd))) as defined by ICPT BOA.

U Qual - Analyzed for, but the result is less than the Mdc/Mda|Total Uncert or gamma scan software did not identify the nuclide.

# QC Results Summary
## STL Richland STLR

Date: 28-May-03

Ordered by Method, Batch No, QC Type,.

Report No. : 22700

SDG No.: 22967

| Batch Work Order | Parameter | Result +- Uncertainty ( 2s) | Qual | Units | Yield | Recovery | Bias | MDC\|MDA |
|---|---|---|---|---|---|---|---|---|
| RICHRC5017 | | | | | | | | |
| 3134338 BLANK QC | | | | | | | | |
| FNNPE1AA | CS-137 | 1.62E-02 +- 6.39E-02 | U | pCi/g | | | | 1.20E-01 |
| | K-40 | -3.44E-01 +- 9.76E-01 | U | pCi/g | | | | 1.92E+00 |
| | RA-226 | 2.07E-01 +- 1.29E-01 | U | pCi/g | | | | 2.60E-01 |
| | RA-228 | 1.67E-01 +- 2.44E-01 | U | pCi/g | | | | 4.79E-01 |
| | TH-232 | 1.03E-01 +- 3.27E-01 | U | pCi/g | | | | 5.95E-01 |
| | U-238DHP | -3.19E-01 +- 8.20E-01 | U | pCi/g | | | | 1.32E+00 |
| 3134338 LCS | | | | | | | | |
| FNNPE1AC | CS-137 | 5.19E+00 +- 7.00E-01 | | pCi/g | | 103% | 0.0 | 1.66E-01 |

No. of Results: 7

STL Richland
rptSTLRchQcSummary V4.03 A97

Bias - (Result/Expected)-1 as defined by ANSI N13.30.

U Qual - Analyzed for, but the result is less than the Mdc/Mda|Total Uncert or gamma scan software did not identify the nuclide.

# FORM I

## SAMPLE RESULTS

Date: 28-May-03

| | | | | | |
|---|---|---|---|---|---|
| Lab Name: | STL Richland | SDG: | 22967 | Collection Date: | 5/12/2003 2:20:00 PM |
| Lot-Sample No.: | J3E130214-2 | Report No. : | 22700 | Received Date: | 5/13/2003 9:40:00 AM |
| Client Sample ID: | 476802 | COC No. : | | Matrix: | SOLID |

Ordered by Client Sample ID, Batch No.

| Parameter | Result | Qual | Count Error ( 2 s) | Total Uncert( 2 s) | MDC\|MDA, Action Lev | Rpt Unit, Lc | Yield CRDL(RL) | Rst/MDC, Rst/TotUcert | Analysis, Prep Date | Total Sa Size | Aliquot Size | Primary Detector |
|---|---|---|---|---|---|---|---|---|---|---|---|---|
| Batch: 3134338 | RICHRC5017 | | | Work Order: | FNL5G1AA | | Report DB ID: 9FNL5G10 | | | | | |
| CS-137 | -3.96E-02 | U | 1.06E-01 | 1.06E-01 | 1.82E-01 | pCi/g | | -0.22 | 5/28/03 06:09 a | | 21.0 | GER5$1 |
| | | | | | | | 2.00E-01 | -0.75 | | | g | |
| I-131 | 7.01E+01 | | 9.50E+00 | 9.50E+00 | 7.02E-01 | pCi/g | | (100.) | 5/28/03 06:09 a | | 21.0 | GER5$1 |
| | | | | | | | | (14.8) | | | g | |
| K-40 | 6.90E+00 | | 3.49E+00 | 3.49E+00 | 2.11E+00 | pCi/g | | (3.3) | 5/28/03 06:09 a | | 21.0 | GER5$1 |
| | | | | | | | 2.00E+00 | (4.) | | | g | |
| RA-226 | 2.68E-01 | U | 3.90E-01 | 3.90E-01 | 4.91E-01 | pCi/g | | 0.55 | 5/28/03 06:09 a | | 21.0 | GER5$1 |
| | | | | | | | 3.00E-01 | (1.4) | | | g | |
| RA-228 | 8.80E-01 | U | 6.06E-01 | 6.06E-01 | 1.15E+00 | pCi/g | | 0.76 | 5/28/03 06:09 a | | 21.0 | GER5$1 |
| | | | | | | | 6.00E-01 | (2.9) | | | g | |
| TH-232 | 1.61E+00 | U | 7.92E-01 | 7.92E-01 | 1.46E+00 | pCi/g | | (1.1) | 5/28/03 06:09 a | | 21.0 | GER5$1 |
| | | | | | | | 7.00E-01 | (4.1) | | | g | |
| U-238DHP | 4.39E-01 | U | 1.73E+00 | 1.73E+00 | 2.96E+00 | pCi/g | | 0.15 | 5/28/03 06:09 a | | 21.0 | GER5$1 |
| | | | | | | | 3.00E+00 | 0.51 | | | g | |

No. of Results: 7 Comments:

STL Richland
rptSTLRchSample
V4.03 A97

MDC|MDA,Lc - Detection, Decision Level based on instrument background or blank, adjusted by the sample Efficiency, Yield, and Volume.
U Qual - Analyzed for, but the result is less than the Mdc/Mda|Total Uncert or gamma scan software did not identify the nuclide.

# FORM I

## SAMPLE RESULTS

Date: 28-May-03

| | | | | | |
|---|---|---|---|---|---|
| Lab Name: | STL Richland | SDG: | 22967 | Collection Date: | 5/12/2003 2:30:00 PM |
| Lot-Sample No.: | J3E130214-4 | Report No. : | 22700 | Received Date: | 5/13/2003 9:40:00 AM |
| Client Sample ID: | 476812 | COC No. : | | Matrix: | SOLID |

Ordered by Client Sample ID, Batch No.

| Parameter | Result | Qual | Count Error ( 2 s) | Total Uncert( 2 s) | MDC\|MDA, Action Lev | Rpt Unit, Lc | Yield CRDL(RL) | Rst/MDC, Rst/TotUcert | Analysis, Prep Date | Total Sa Size | Aliquot Size | Primary Detector |
|---|---|---|---|---|---|---|---|---|---|---|---|---|
| Batch: 3134338 | RICHRC5017 | | | Work Order: | FNL5N1AA | | Report DB ID: 9FNL5N10 | | | | | |
| CS-137 | 1.23E-02 | U | 8.82E-02 | 8.82E-02 | 1.64E-01 | pCi/g | | *0.08* | 5/28/03 06:10 a | | 21.3 | GER7$1 |
| | | | | | | | 2.00E-01 | *0.28* | | | g | |
| I-131 | 7.09E+01 | | 9.49E+00 | 9.49E+00 | 6.01E-01 | pCi/g | | *(118.)* | 5/28/03 06:10 a | | 21.3 | GER7$1 |
| | | | | | | | | *(14.9)* | | | g | |
| K-40 | 3.49E+00 | | 2.98E+00 | 2.98E+00 | 2.10E+00 | pCi/g | | *(1.7)* | 5/28/03 06:10 a | | 21.3 | GER7$1 |
| | | | | | | | 2.00E+00 | *(2.3)* | | | g | |
| RA-226 | 3.85E-01 | U | 2.25E-01 | 2.25E-01 | 4.43E-01 | pCi/g | | *0.87* | 5/28/03 06:10 a | | 21.3 | GER7$1 |
| | | | | | | | 3.00E-01 | *(3.4)* | | | g | |
| RA-228 | 1.47E+00 | U | 6.28E-01 | 6.28E-01 | 1.06E+00 | pCi/g | | *(1.4)* | 5/28/03 06:10 a | | 21.3 | GER7$1 |
| | | | | | | | 6.00E-01 | *(4.7)* | | | g | |
| TH-232 | 8.28E-01 | U | 6.62E-01 | 6.62E-01 | 1.21E+00 | pCi/g | | *0.68* | 5/28/03 06:10 a | | 21.3 | GER7$1 |
| | | | | | | | 7.00E-01 | *(2.5)* | | | g | |
| U-238DHP | 2.83E-01 | U | 2.86E+00 | 2.86E+00 | 4.72E+00 | pCi/g | | *0.06* | 5/28/03 06:10 a | | 21.3 | GER7$1 |
| | | | | | | | 3.00E+00 | *0.2* | | | g | |

No. of Results: 7 Comments:



STL Richland
rptSTLRchSample
V4.03 A97

MDC|MDA,Lc - Detection, Decision Level based on instrument background or blank, adjusted by the sample Efficiency, Yield, and Volume.
U Qual - Analyzed for, but the result is less than the Mdc/Mda|Total Uncert or gamma scan software did not identify the nuclide.

# FORM I

## SAMPLE RESULTS

Date: 28-May-03

| | | | | | |
|---|---|---|---|---|---|
| Lab Name: | STL Richland | SDG: | 22967 | Collection Date: | 5/12/2003 2:25:00 PM |
| Lot-Sample No.: | J3E130214-3 | Report No. : | 22700 | Received Date: | 5/13/2003 9:40:00 AM |
| Client Sample ID: | 476822 | COC No. : | | Matrix: | SOLID |

Ordered by Client Sample ID, Batch No.

| Parameter | Result | Qual | Count Error ( 2 s) | Total Uncert( 2 s) | MDC\|MDA, Action Lev | Rpt Unit, Lc | Yield CRDL(RL) | Rsl/MDC, Rsl/TotUcert | Analysis, Prep Date | Total Sa Size | Aliquot Size | Primary Detector |
|---|---|---|---|---|---|---|---|---|---|---|---|---|
| Batch: 3134338 | RICHRC5017 | | | Work Order: FNL5L1AA | | | Report DB ID: 9FNL5L10 | | | | | |
| CS-137 | 1.85E-02 | U | 1.08E-01 | 1.08E-01 | 1.96E-01 | pCi/g | | 0.09 | 5/28/03 06:09 a | | 20.8 | GER6$1 |
| | | | | | | | 2.00E-01 | 0.34 | | | g | |
| I-131 | 7.30E+01 | | 9.64E+00 | 9.64E+00 | 6.01E-01 | pCi/g | | (121.4) | 5/28/03 06:09 a | | 20.8 | GER6$1 |
| | | | | | | | | (15.1) | | | g | |
| K-40 | 6.46E+00 | | 3.27E+00 | 3.27E+00 | 1.92E+00 | pCi/g | | (3.4) | 5/28/03 06:09 a | | 20.8 | GER6$1 |
| | | | | | | | 2.00E+00 | (4.) | | | g | |
| RA-226 | 2.00E-01 | U | 2.74E-01 | 2.74E-01 | 4.58E-01 | pCi/g | | 0.44 | 5/28/03 06:09 a | | 20.8 | GER6$1 |
| | | | | | | | 3.00E-01 | (1.5) | | | g | |
| RA-228 | 3.98E-01 | U | 6.64E-01 | 6.64E-01 | 1.04E+00 | pCi/g | | 0.38 | 5/28/03 06:09 a | | 20.8 | GER6$1 |
| | | | | | | | 6.00E-01 | (1.2) | | | g | |
| TH-232 | 3.00E-01 | U | 6.59E-01 | 6.59E-01 | 1.18E+00 | pCi/g | | 0.26 | 5/28/03 06:09 a | | 20.8 | GER6$1 |
| | | | | | | | 7.00E-01 | 0.91 | | | g | |
| U-238DHP | 4.13E-02 | U | 2.47E+00 | 2.47E+00 | 3.96E+00 | pCi/g | | 0.01 | 5/28/03 06:09 a | | 20.8 | GER6$1 |
| | | | | | | | 3.00E+00 | 0.03 | | | g | |

No. of Results: 7 Comments:



MDC|MDA,Lc - Detection, Decision Level based on instrument background or blank, adjusted by the sample Efficiency, Yield, and Volume.
U Qual - Analyzed for, but the result is less than the Mdc/Mda|Total Uncert or gamma scan software did not identify the nuclide.

# FORM I

## SAMPLE RESULTS

Date: 28-May-03

| | | | | | |
|---|---|---|---|---|---|
| Lab Name: | STL Richland | SDG: | 22967 | Collection Date: | 5/12/2003 2:15:00 PM |
| Lot-Sample No.: | J3E130214-1 | Report No. : | 22700 | Received Date: | 5/13/2003 9:40:00 AM |
| Client Sample ID: | 476902 | COC No. : | | Matrix: | SOLID |

Ordered by Client Sample ID, Batch No.

| Parameter | Result | Qual | Count Error ( 2 s) | Total Uncert( 2 s) | MDC\|MDA, Action Lev | Rpt Unit, Lc | Yield CRDL(RL) | Rst/MDC, Rst/TotUcert | Analysis, Prep Date | Total Sa Size | Aliquot Size | Primary Detector |
|---|---|---|---|---|---|---|---|---|---|---|---|---|
| Batch: 3134338 | RICHRC5017 | | | Work Order: | FNL481AA | | Report DB ID: 9FNL4810 | | | | | |
| CS-137 | 9.20E-02 | U | 1.47E-01 | 1.47E-01 | 2.73E-01 | pCi/g | | *0.34* | 5/28/03 06:06 a | | 17.0 | GER2$1 |
| | | | | | | | 2.00E-01 | *(1.2)* | | | g | |
| I-131 | 7.07E+01 | | 9.50E+00 | 9.50E+00 | 9.58E-01 | pCi/g | | *(73.8)* | 5/28/03 06:06 a | | 17.0 | GER2$1 |
| | | | | | | | | *(14.9)* | | | g | |
| K-40 | 6.52E+00 | | 4.12E+00 | 4.12E+00 | 2.97E+00 | pCi/g | | *(2.2)* | 5/28/03 06:06 a | | 17.0 | GER2$1 |
| | | | | | | | 2.00E+00 | *(3.2)* | | | g | |
| RA-226 | -8.15E-02 | U | 3.33E-01 | 3.33E-01 | 5.73E-01 | pCi/g | | *-0.14* | 5/28/03 06:06 a | | 17.0 | GER2$1 |
| | | | | | | | 3.00E-01 | *-0.49* | | | g | |
| RA-228 | 2.02E+00 | U | 7.77E-01 | 7.77E-01 | 1.30E+00 | pCi/g | | *(1.6)* | 5/28/03 06:06 a | | 17.0 | GER2$1 |
| | | | | | | | 6.00E-01 | *(5.2)* | | | g | |
| TH-232 | 1.67E+00 | U | 1.05E+00 | 1.05E+00 | 1.89E+00 | pCi/g | | *0.88* | 5/28/03 06:06 a | | 17.0 | GER2$1 |
| | | | | | | | 7.00E-01 | *(3.2)* | | | g | |
| U-238DHP | 7.11E+00 | U | 1.06E+01 | 1.06E+01 | 1.81E+01 | pCi/g | | *0.39* | 5/28/03 06:06 a | | 17.0 | GER2$1 |
| | | | | | | | 3.00E+00 | *(1.3)* | | | g | |

No. of Results: 7 Comments:



STL Richland
rptSTLRchSample
V4.03 A97

MDC|MDA,Lc - Detection, Decision Level based on instrument background or blank, adjusted by the sample Efficiency, Yield, and Volume.
U Qual - Analyzed for, but the result is less than the Mdc/Mda|Total Uncert or gamma scan software did not identify the nuclide.

# FORM II

Date: 28-May-03

## DUPLICATE RESULTS

| | | | | | |
|---|---|---|---|---|---|
| Lab Name: | STL Richland | SDG: | 22967 | Collection Date: | 5/12/2003 2:15:00 PM |
| Lot-Sample No.: | J3E130214-1 | Report No. : | 22700 | Received Date: | 5/13/2003 9:40:00 AM |
| Client Sample ID: | 476902 DUP | COC No. : | | Matrix: | SOLID |

| Parameter | Result, Orig Rst | Qual | Count Error ( 2 s) | Total Uncert( 2 s) | MDC\|MDA, Action Lev | Rpt Unit, CRDL | Yield | Rst/MDC, Rst/TotUcert | Analysis, Prep Date | Total Sa Size | Aliquot Size | Primary Detector |
|---|---|---|---|---|---|---|---|---|---|---|---|---|
| Batch: 3134338 | RICHRC5017 | | | Work Order: FNL481AC | | Report DB ID: FNL481CR | | | Orig Sa DB ID: 9FNL4810 | | | |
| CS-137 | 5.09E-02 | U | 1.44E-01 | 1.44E-01 | 2.64E-01 | pCi/g | | 0.19 | 5/28/03 09:39 a | | 17.0 | GER5$1 |
| | 9.20E-02 | U | RER2 0.4 | | | 2.00E-01 | | 0.71 | | | g | |
| I-131 | 7.09E+01 | | 9.68E+00 | 9.68E+00 | 8.35E-01 | pCi/g | | (85.) | 5/28/03 09:39 a | | 17.0 | GER5$1 |
| | 7.07E+01 | | RER2 0.0 | | | | | (14.7) | | | g | |
| K-40 | 4.15E+00 | | 3.63E+00 | 3.63E+00 | 2.61E+00 | pCi/g | | (1.6) | 5/28/03 09:39 a | | 17.0 | GER5$1 |
| | 6.52E+00 | | RER2 0.9 | | | 2.00E+00 | | (2.3) | | | g | |
| RA-226 | 5.32E-02 | U | 3.59E-01 | 3.59E-01 | 6.23E-01 | pCi/g | | 0.09 | 5/28/03 09:39 a | | 17.0 | GER5$1 |
| | -8.15E-02 | U | RER2 0.6 | | | 3.00E-01 | | 0.3 | | | g | |
| RA-228 | 2.74E-01 | U | 6.94E-01 | 6.94E-01 | 1.26E+00 | pCi/g | | 0.22 | 5/28/03 09:39 a | | 17.0 | GER5$1 |
| | 2.02E+00 | U | RER2 3.3 | | | 6.00E-01 | | 0.79 | | | g | |
| TH-232 | 1.79E+00 | U | 9.41E-01 | 9.41E-01 | 1.74E+00 | pCi/g | | (1.) | 5/28/03 09:39 a | | 17.0 | GER5$1 |
| | 1.67E+00 | U | RER2 0.2 | | | 7.00E-01 | | (3.8) | | | g | |
| U-238DHP | 7.39E-01 | U | 3.17E+00 | 3.17E+00 | 2.84E+00 | pCi/g | | 0.26 | 5/28/03 09:39 a | | 17.0 | GER5$1 |
| | 7.11E+00 | U | RER2 1.2 | | | 3.00E+00 | | 0.47 | | | g | |

No. of Results: 7 Comments:



STL Richland
rptSTLRchDupV4.0
3 A97

RER2 - Replicate Error Ratio = (S-D)/[sqrt(sq(TPUs)+sq(TPUd))] as defined by ICPT BOA.
MDC|MDA,Lc - Detection, Decision Level based on instrument background or blank, adjusted by the sample Efficiency, Yield, and Volume.
U Qual - Analyzed for, but the result is less than the Mdc/Mda|Total Uncert or gamma scan software did not identify the nuclide.

# FORM II

## BLANK RESULTS

Date: 28-May-03

Lab Name: STL Richland

Matrix: SOLID

SDG: 22967

Report No. : 22700

| Parameter | Result | Qual | Count Error ( 2 s) | Total Uncert( 2 s) | MDC\|MDA, Lc | Rpt Unit, CRDL | Yield | Rst/MDC, Rst/TotUcert | Analysis, Prep Date | Total Sa Size | Aliquot Size | Primary Detector |
|---|---|---|---|---|---|---|---|---|---|---|---|---|
| Batch: 3134338 | RICHRC5017 | | | Work Order: | FNNPE1AA | | Report DB ID: | FNNPE1AB | | | | |
| CS-137 | 1.62E-02 | U | 6.39E-02 | 6.39E-02 | 1.20E-01 | pCi/g | | 0.14 | 5/28/03 06:11 a | | 25.0 | GER8$1 |
| | | | | | | 2.00E-01 | | 0.51 | | | g | |
| K-40 | -3.44E-01 | U | 9.76E-01 | 9.76E-01 | 1.92E+00 | pCi/g | | -0.18 | 5/28/03 06:11 a | | 25.0 | GER8$1 |
| | | | | | | 2.00E+00 | | -0.7 | | | g | |
| RA-226 | 2.07E-01 | U | 1.29E-01 | 1.29E-01 | 2.60E-01 | pCi/g | | 0.8 | 5/28/03 06:11 a | | 25.0 | GER8$1 |
| | | | | | | 3.00E-01 | | (3.2) | | | g | |
| RA-228 | 1.67E-01 | U | 2.44E-01 | 2.44E-01 | 4.79E-01 | pCi/g | | 0.35 | 5/28/03 06:11 a | | 25.0 | GER8$1 |
| | | | | | | 6.00E-01 | | (1.4) | | | g | |
| TH-232 | 1.03E-01 | U | 3.27E-01 | 3.27E-01 | 5.95E-01 | pCi/g | | 0.17 | 5/28/03 06:11 a | | 25.0 | GER8$1 |
| | | | | | | 7.00E-01 | | 0.63 | | | g | |
| U-238DHP | -3.19E-01 | U | 8.20E-01 | 8.20E-01 | 1.32E+00 | pCi/g | | -0.24 | 5/28/03 06:11 a | | 25.0 | GER8$1 |
| | | | | | | 3.00E+00 | | -0.78 | | | g | |

No. of Results: 6 Comments:



STL Richland
rptSTLRchBlank
V4.03 A97

MDC|MDA,Lc - Detection, Decision Level based on instrument background or blank, adjusted by the sample Efficiency, Yield, and Volume.
U Qual - Analyzed for, but the result is less than the Mdc/Mda|Total Uncert or gamma scan software did not identify the nuclide.

# FORM II

## LCS RESULTS

Date: 28-May-03

Lab Name: STL Richland

SDG: 22967

Matrix: SOLID

Report No. : 22700

| Parameter | Result | Qual | Count Error ( 2 s) | Total Uncert( 2 s) | MDC\|MDA | Report Unit | Yield | Expected | Expected Uncert | Recovery, Bias | Analysis, Prep Date | Aliquot Size | Primary Detector |
|---|---|---|---|---|---|---|---|---|---|---|---|---|---|
| Batch: 3134338 | RICHRC5017 | | | Work Order: | FNNPE1AC | | Report DB ID: | FNNPE1CS | | | | | |
| CS-137 | 5.19E+00 | | 7.00E-01 | 7.00E-01 | 1.66E-01 | pCi/g | | 5.02E+00 | 1.67E-01 | 103% | 5/28/03 09:39 a | 25.0 | GER2$1 |
| | | | | | | | Rec Limits: | 70 | 130 | 0.0 | | g | |

No. of Results: 1 Comments:

-15-

STL Richland Bias - (Result/Expected)-1 as defined by ANSI N13.30.

rptSTLRchLcs
V4.03 A97

[redacted]

# Chain of Custody Record

Q-53165
SDG 22967
J3E130214 Due 5-30

SEVERN TRENT **STL**
Severn Trent Laboratories, Inc.

STL-4124 (0901)

| | | | |
|---|---|---|---|
| Client: Arlington County | Project Manager – TENORM survey only: Michele Driscoll | Date: 5/12/03 | Chain of Custody Number: 105728 |
| Address: Water Pollution Control Plant, 3402 S. Glebe Road | Telephone Number (Area Code)/Fax Number: 201-398-4322/201-797-4399 | Lab Number: | Page 1 of 1 |
| City: Arlington; State: VA; Zip Code: 22202 | Site Contact: Dan Mosher | Lab Contact: Beverly Giroir | |
| Project Name and Location (State): Arlington County WPCP, Arlington, VA | Carrier/Waybill Number: FedEx/836384479631 | | |
| Contract/Purchase Order/Quote No. | | | |

| Sample I.D. No. and Description (Containers for each sample may be combined on one line) | Date | Time | Air | Aqueous | Sed. | Soil | | Unpres. | H2SO4 | HNO3 | HCl | NaOH | ZnAc/NaOH | FP | Cs-137 | K-40 | Th-232 | Ra-226 | Ra-228 | U-238 | | | | | | | Special Instructions/ Conditions of Receipt |
|---|---|---|---|---|---|---|---|---|---|---|---|---|---|---|---|---|---|---|---|---|---|---|---|---|---|---|---|
| 476902-Sludge (1 of 4) | 5/12/03 | 1415 | | ✓ | | | | ✓ | | | | | | 1 | ✓ | ✓ | ✓ | ✓ | ✓ | ✓ | F | N | L | 4 | 8 | | |
| 476802-Sludge (2 of 4) | ↓ | 1420 | | ✓ | | | | ✓ | | | | | | ↓ | ✓ | ✓ | ✓ | ✓ | ✓ | ✓ | F | N | L | 5 | G | | |
| 476822-Sludge (3 of 4) | ↓ | 1425 | | ✓ | | | | ✓ | | | | | | ↓ | ✓ | ✓ | ✓ | ✓ | ✓ | ✓ | F | N | L | 5 | L | | |
| 476812-Sludge (4 of 4) | ↓ | 1430 | | ✓ | | | | ✓ | | | | | | ↓ | ✓ | ✓ | ✓ | ✓ | ✓ | ✓ | F | N | L | 5 | N | | |

Possible Hazard Identification: ☐ Non-Hazard ☐ Flammable ☐ Skin Irritant ☐ Poison B ☒ Unknown

Sample Disposal: ☐ Return To Client ☒ Disposal By Lab ☐ Archive For ____ Months (A fee may be assessed if samples are retained longer than 1 month)

Turn Around Time Required: ☐ 24 Hours ☐ 48 Hours ☐ 7 Days ☐ 14 Days ☐ 21 Days ☒ Other 18 d (prelim.)

QC Requirements (Specify): Dup

| | | | | | | | |
|---|---|---|---|---|---|---|---|
| 1. Relinquished By: Michele Driscoll | Date: 5/12/03 | Time: 1536 | 1. Received By: [signature] | 1100 PM | Date: 5/13/03 | Time: 9:40 |
| 2. Relinquished By | Date | Time | 2. Received By | | Date | Time |
| 3. Relinquished By | Date | Time | 3. Received By | | Date | Time |

Comments

DISTRIBUTION: WHITE - Returned to Client with Report; CANARY - Stays with the Sample; PINK - Field Copy

# TENORM SURVEY
# SITE PHOTOGRAPHS

Arlington County WPCP
May 2003

# Arlington County WPCP TENORM Survey

**All of the Second Step Area Line Reactor Tank Pumps (LTRs) were scanned.**





**LTR 1B**

**(representative of the 5 LTRs that were scanned)**



**It was noted that there was visible sludge spilled on the floor around each LTR. This was also scanned.**

# Arlington County WPCP TENORM Survey

## Primary Sludge Pumps

## (Primary Step Area)





**All pipe joints and pipes were scanned and were found to demonstrate Low Activity.**



# Arlington County WPCP TENORM Survey

## Flotation Thickener Building

## (sludge discharge area)




**Pipes and pipe joints were scanned and were found to demonstrate Low Activity.**



# Arlington County WPCP TENORM Survey

## Dewatering Building

## (Primary Area)




**These pipes contain sludge from the primary and secondary systems as well as AWT (Advanced Waste Treatment) Sludge.**

**Sludge samples were taken from the pipes in the Dewatering Building and sent to the laboratory for analysis.**

## APPENDIX B

## CONTAMINATED SOILS ASSESSMENTS

1. Report of Petroleum Hydrocarbons Assessment, Proposed Bypass Line, March 2001.

2. Site Assessment Report, Arlington County Water Pollution Control Plant, Earth Tech, Inc., December 2004

LAW
RESOURCES CREATING SOLUTIONS

# Report of Petroleum Hydrocarbons Site Assessment

Proposed Bypass Line
Arlington Waste Water Treatment Plant
Arlington, VA

Submitted to:

Mr. John Harmon
CRSS/JE Sverdrup Civil, Inc.
3111 South Fern Street, Suite 100
Arlington Virginia 22202

Prepared by:

Law Engineering and Environmental Services, Inc.
22455 Davis Drive, Suite 100
Sterling, Virginia 20164
(703) 404-7000

March 19, 2001

LAW Project 20320-2-2999.917

# Yen Fu Ho - LAW's Report of Petroleum Hydrocarbons Site Assessment

**From:** "Brent Chapman" <BChapman@kennesaw.Lawco.com>
**To:** <khuestis@co.arlington.va.us>
**Date:** 3/27/02 1:09 PM
**Subject:** LAW's Report of Petroleum Hydrocarbons Site Assessment
**CC:** <john.harman@jacobs.com>

---

Katherine:

As per the voice mail you left me this morning, this e-mail is confirmation that LAW submitted 7 copies of our Report of Petroleum Hydrocarbons Site Assessment dated March 19, 2002 to your attention. The reports were picked up yesterday afternoon by Federal Express, and should arrive at your office this afternoon (3-27-02).

If you have any questions or need any additional information, please do not hesitate to contact me.

Thanks again for the opportunity to provide our environmental services on this project.

Brent R. Chapman, P.G.
Principal Geologist

Law Engineering and Environmental Services, Inc.
22455 Davis Drive, Suite 100
Sterling, VA 20164
(703) 404-7000 (phone)
(703) 404-7073 (fax)
bchapman@lawco.com (e-mail)

From: Katherine Huestis
To: Garrett, John; Ho, Yen Fu; Mace, Robert; Raiford, Bernie; Slattery, Larry; Smithers, Carol
Date: 3/27/02 5:46PM
Subject: Fwd: LAW's Report of Petroleum Hydrocarbons Site Assessment

I placed in your mailbox the soil assessment by Law Engineering. Bottom line: "Therefore, if these soils are removed from the ground, proper disposal procedures such as thermal treatment or landfilling will be required. However, it is unlikely that the DEQ would require active remediation if they are left in place.... Law recommends that this report be submitted to the DEQ." A detailed boring diagram is the page before the A tab.

Larry, I recommend you call your contact at the DEQ and ask him what documentation he needs. I will ask Brent to forward it to him.

Please reply with any questions or comments.

CC: Harman, John

LAW
RESOURCES CREATING SOLUTIONS

March 19, 2002

Mr. John Harman
CRSS/JE Sverdrup Civil Inc.
3111 South Fern Street, Suite 100
Arlington, Virginia 22202

Subject: **Report of Petroleum Hydrocarbons Site Assessment**
**Proposed Bypass Line**
**Arlington Waste Water Treatment Plant**
**Arlington, Virginia**
**LAW Project 20320-2-2999-917**

Dear Mr. Harman:

Law Engineering and Environmental Services, Inc. (LAW) is pleased to submit this Report of Petroleum Hydrocarbons Site Assessment for the proposed bypass line to be located southwest of the No. 1 Lime Reaction Tanks at the Arlington Waste Water Treatment Plant (AWWTP) in Arlington, Virginia. The subject site is located southwest of the intersection of South Glebe Road and South Eads Street, just north of Four Mile Run (see Figures 1 and 2). Mr. John Harman of CRSS authorized our scope of services on February 20, 2002 in accordance with LAW Proposal 20399-0-0000.906, dated February 5, 2002. This report presents project and background information, including assessment procedures along with our findings, conclusions, and recommendations.

## PROJECT INFORMATION

We understand that Arlington County is currently in the process of constructing a new bypass line southwest of and adjacent to the No. 1 Lime Reaction Tanks at the waste-water treatment plant. An approximately 100 feet long section of this proposed bypass line may be constructed below ground in the area west of the Lime Reaction Tanks and south of the Recarbonation Tanks (between B-2 and B-8) as shown on Figure 3. LAW previously completed a limited geotechnical study on this area of the site, and prepared a Report of Geotechnical Engineering Services dated January 21, 2002. Several soil samples collected from a geotechnical boring completed in the area of the new bypass line around the Lime Reaction Tanks (designated as B-2 in the geotechnical report) had visual and olfactory indications of petroleum-hydrocarbon impact. Mr.

LAW Engineering and Environmental Services, Inc.
22455 Davis Drive, Suite 100 • Sterling, VA 20164
703-404-7000 • Fax: 703-404-7070

Eric Vandermoot of CRSS subsequently requested LAW perform an environmental assessment to evaluate the impact of suspected petroleum hydrocarbon contamination in this area. Ms. Katherine Hustis (AWWTP) indicated in a subsequent conversation that the petroleum contamination may have resulted from nearby former 12,000-gallon fuel oil underground storage tanks (USTs) located approximately 50 feet west of the subject site.

## BACKGROUND

We understand that this project will involve the construction of a 60-inch diameter lime tank bypass line. The proposed bypass line will run northwest to southeast located on the south side of the existing lime reaction tanks, Tanks 1A and 2A. The length of the proposed line is approximately 400 feet; however, only approximately 100 feet of the line is tentatively proposed to be constructed below the ground, in the area southwest of the lime reaction tanks and south of the recarbonation tanks (see Figure 3). We understand excavations for the bypass line will vary from about 10 to 15 feet below existing grade.

Based on the results of a file review completed at the Virginia Department of Environmental Quality (DEQ) Woodbridge, Virginia office by Mr. Bernie Raiford of the AWWTP, there are nine pollution complaint (PC) cases for the entire waste water treatment plant site. The PC number, date, location and status of each case are summarized below:

**PC FILE SUMMARY**

| PC# | Date In | Location | Status |
|---|---|---|---|
| 19830548 | 03/28/83 | Northside | Closed |
| 19840514 | 04/28/84 | Northside | Closed |
| 19860653 | 04/13//86 | Northside | Closed |
| 19870355 | 01/12/86 | North/South | Closed |
| 19953759 | 10/24/94 | Northside | Closed |
| 19953883 | 01/25/95 | Northside | Closed |
| 19963036 | 09/12/95 | Northside | Closed |
| 19963092 | 01/05/96 | Northside | Closed |
| 19973086 | 01/18/96 | Northside | Closed |

NOTES: PC FILE NUMBER: 19870355

1. This is the only PC file that has information in it concerning some leaking tanks in the AWWTP area that were repaired and re-tested

2. PC File Number 0548, remediation pursued under 3759
   PC File Number 0514, remediation pursued under 3759
   PC File Number 0653, remediation pursued under 3759
   PC File Number 0355, remediation pursued under 3759 – Lime Reaction Tank

Based on verbal information provided by Mr. Raiford after he completed the above file review, the two former fuel oil USTs adjacent to the subject site (see Figure 3) were tightness tested in 1986. Reportedly, the tanks failed the initial test but were repaired and passed a subsequent tightness test. According to Mr. Raiford, these tanks were issued a PC# 1987-0355 along with two other USTs located north of the subject site, along the north side of Glebe Road. Remediation along the north side of Glebe Road was completed under PC# 1995-3759; however, no indication of remediation near the subject site was included in the file. PC# 1995-3759 was closed by the DEQ on January 11, 2000. However, no information concerning the removal of the two former No. 2 fuel oil USTs located adjacent to the bypass line was included in the DEQ case files.

Based on this information, petroleum contamination detected in bypass line area is likely associated with a release from the adjacent former No. 2 fuel oil USTs, a surface spill or from imported fill contaminated with petroleum hydrocarbons.

## METHODOLOGY

LAW conducted subsurface assessment activities to evaluate the extent of petroleum hydrocarbon impact in the proposed bypass line excavation using a direct-push (Geoprobe) sampling system, with laboratory analysis of both soil and ground-water samples. Assessment activities were performed using the field sampling procedures described in Attachment A.

A total of 10 Geoprobe soil borings (B-1 through B-10) were completed at the approximate locations shown on Figure 3. Eight of the borings (B-1 through B-8) were completed within the proposed bypass line excavation. At the request of the AWWTP, LAW completed one geoprobe

boring west of the proposed bypass line between two former No. 2 fuel oil UST's (B-9) and one geoprobe boring in the roadway downgradient of the USTs (B-10). The borings were completed into the ground-water table to depths of approximately 16 to 20 feet below the ground surface (bgs). The apparent water table was encountered in the borings at a depth of approximately 15 feet bgs. However, a shallow (perched) saturated zone was also encountered in borings B-1 through B-8 at approximately one to two feet bgs. The shallow saturated zone is likely from surface-water infiltration associated with water leakage from the adjacent lime reaction tanks. This shallow saturated zone is underlain by moderately firm silt and clay which may be a low permeability, hydrogeologic barrier that separates the shallow saturated zone from the underlying water table aquifer.

Soil samples were collected continuously using 4-foot long macro-core samplers, and screened on site for organic vapors using a photoionization detector (PID). One soil sample collected from each of the ten borings containing potential petroleum hydrocarbon contamination (based on visual observations, staining or PID readings), was selected for laboratory analysis. The selected soil samples were submitted to Severn Trent Laboratory (STL) in Pensacola, Florida for analysis. The soil samples were analyzed for total petroleum hydrocarbons – diesel range organics (TPH-DRO) using U.S. Environmental Protection Agency (USEPA) method 8015 modified and for benzene, toluene, ethylbenzene, xylenes (BTEX) and naphthalene using USEPA method 8021.

Ground-water samples were collected in-situ (inside the Geoprobe steel sampling rods) in the water table aquifer from borings B-2, B-8, and B-9 using procedures described is Attachment A. However, the ground-water sample from B-9 was broken in transit to the laboratory and could not be analyzed. The ground-water samples were collected using Teflon tubing and a peristaltic pump, and were analyzed for TPH-DRO using USEPA Method 8015 modified and for BTEX and naphthalene using USEPA method 8021.

## RESULTS

### General Geology and Stratigraphy

Detailed descriptions of the soil strata encountered in the ten Geoprobe borings are presented on the Summary of Geoprobe Boring Soil Descriptions contained in Attachment B. The soil material encountered generally consisted of a shallow brown silty SAND, moderately firm silty

CLAY, and a deeper layer of apparent fill material described as sand mixed with trace to some gravel, glass, wood, and brick debris. As previously discussed, a shallow saturated zone exists at approximately one to two feet bgs. This shallow saturated zone is likely attributed to surface water infiltration from the adjacent lime reaction tank leaks. The underlying water table aquifer was encountered at approximately 15 feet bgs. Based on our interpretation of the local topography, shallow ground-water flow near the subject site is expected to be generally to the south to southeast toward Four Mile Run.

Contaminants of Concern

A discussion of the contaminants of concern detected in the soil and ground-water samples analyzed is included in the following subsections. Table 1 is a summary of soil and ground-water analytical results. Laboratory Data Reports and the chain-of-custody record are included in Attachment C.

*Soil Samples*

Each of the soil samples analyzed had detectable concentrations of TPH-DRO and xylenes, while some of the samples also had trace concentrations of benzene, toluene, ethylbenzene and naphthalene (common petroleum contaminants). Eight of the ten borings (B-2 through B-10) contained TPH-DRO concentrations ranging from 120 to 1,600 milligrams per kilogram (mg/kg), which exceeded the Virginia Department of Environmental Quality (DEQ) "clean soil " guideline of 50 mg/kg. Generally, petroleum-impacted soil may be used as "clean fill" providing the TPH concentration is less than 50 mg/kg, the total BTEX concentration is less than 10 mg/kg, the soil is non-hazardous (implied to be non-hazardous if the source is fuel oil) and it is placed at locations which meet the siting restrictions included in the DEQ guidelines. Based on the detected TPH concentrations, if these soils are removed from their present location, they must be handled as a petroleum contaminated material and proper disposal procedures will be required. At the time of soil sampling, LAW collected a composite soil sample (on hold at the laboratory). However, since this sample has exceeded the laboratory holding time, a new composite sample will need to be collected if waste characterization analyses are required by a landfill/treatment facility prior to disposal.

It is recommended that the disposal facility be identified prior to construction, such that a representative "composite" sample of the petroleum-impacted soil can be analyzed for waste characterization parameters, and to verify that the soil would not be classified a hazardous waste. The waste characterization analyses typically required at thermal treatment facilities and associated regulatory limits, are included below:

- Full TCLP List (metals, SVOCs, VOCs, herbicides, pesticides) – LESS THAN USEPA LIMITS
- PCBs – LESS THAN 5 ppm
- BTEX – LESS THAN 500 PPM
- Ignitability (flash point) – GREATER THAN 140 DEGREES F
- Corrosivity (pH) – GREATER THAN 2 AND LESS THAN 12.5
- TPH – BASED ON PERMIT (Typically less than 25,000 mg/kg)

Although most of the soils exceeded the DEQ clean fill guideline, none of the soils had TPH-DRO concentrations that exceeded the DEQ Storage Tank Program Technical Manual petroleum-saturated soil guidelines (13,000 mg/kg for fuel oil and 11,000 mg/kg for diesel fuel). The petroleum saturation level is defined as the residual concentration of a particular petroleum product at which the product will flow through soil at a rate not to exceed $1 \times 10^{-5}$ meters per day.

Xylenes were detected in each of the ten soil samples analyzed. Also, benzene was detected in B-3 (1.3 micrograms per kilogram, µg/kg), toluene was detected in B-9 (7.0 µg/kg), ethylbenzene was detected in B-9 (1.7 µg/kg), and naphthalene was detected in B-1 (11.0 µg/kg). None of the detected concentrations exceeded the USEPA Risk Based Concentrations (RBCs) as follows:

| Constituent Detected | Maximum Concentration (ug/kg) | RBC (µg/kg) Residential Use | RBC (µg/kg) Industrial Use |
|---|---|---|---|
| Benzene | 1.3 | 12,000 | 100,000 |
| Toluene | 7.0 | 16,000,000 | 410,000,000 |
| Ethylbenzene | 1.7 | 7,800,000 | 20,000,000 |
| Xylenes | 8.8 | 160,000,000 | 4,100,000,000 |
| Naphthalene | 11 | 1,600,000 | 41,000,000 |

Based on the detected concentrations, it is unlikely that the DEQ would require active remediation of the soils remaining in place at the site (which are not excavated and removed).

*Ground-Water Samples*

The two ground-water samples submitted to the laboratory both contained trace concentrations of TPH-DRO detected in B-2 at 0.190 milligrams per liter (mg/L) and in B-8 at 0.550 mg/L. Virginia has established a petroleum hydrocarbon (i.e., TPH) concentration of 1.0 mg/L as a Water Quality Standard for ground water. In addition, RBCs and federal maximum contaminant levels (MCLs) exist for benzene (5 ug/L), toluene (1,000 ug/L), ethylbenzene (700 ug/L), total xylenes (10,000 ug/L) and naphthalene (6.5 ug/L). BTEX and naphthalene were not detected in the samples analyzed. The detected TPH concentrations are less than the 1.0 mg/L Virginia water quality standard. Based on these results, it is unlikely DEQ would require active ground-water remediation at the site. However, if dewatering is performed, the groundwater should be treated at the AWWTP prior to discharge, or a VPDES permit will be required.

## CONCLUSIONS

The following conclusions were developed, based on the results of Law's Petroleum Hydrocarbon Site Assessment:

- TPH-DRO concentrations in soil greater than the DEQ clean fill standard were detected in eight of the ten borings.
- None of the detected TPH-DRO concentrations exceeded the DEQ petroleum-saturated soil guideline.
- Although BTEX constituents were detected in several of the soil samples, none of the detected concentrations exceeded the USEPA RBC guidelines.
- Therefore, if these soils are removed from the ground, proper disposal procedures such as thermal treatment or landfilling will be required. However, it is unlikely that the DEQ would require active remediation if they are left in place.
- Due to the variation in depth of the petroleum-impacted soils, it is unknown if the impact is directly associated with the former No. 2 fuel oil USTs, undocumented surface spills, or the use of petroleum-impacted soils used as fill material.
- The ground-water samples had trace concentrations of TPH-DRO ranging from 0.190 mg/L (B-2) to 0.550 mg/L (B-8) while BTEX and naphthalene were not detected. The TPH concentrations are less than the DEQ water quality standard of 1.0 mg/L and it is unlikely that DEQ would require active remediation at these low levels.

- However, if dewatering is performed, recovered ground water must be treated prior to discharge by the WWTP or a VPDES permit obtained.

RECOMMENDATIONS

Based on the detected concentrations of petroleum hydrocarbons in soils and ground water at the site, LAW recommends that this report be submitted to the DEQ. According to Mr. Bernie Raiford, of Arlington County, there are nine PC cases listed by the DEQ for the WWTP area. However, the listed cases have been issued a closed status by the DEQ. The DEQ will need to review the current findings and compare them to the known on-site contamination to evaluate if these impacted soils are part of a previously closed PC or a new area of concern. Reporting the impacted soils to the DEQ may allow Arlington County to apply for and receive reimbursement from the Virginia Petroleum Storage Tank Fund (VPSTF).

If future soil excavation is performed in the proposed bypass line area, Arlington County will need to ensure that petroleum-contaminated soil is not mixed with clean soil, and that soil removed is properly manifested and sent to the correct disposal facility. Construction specifications will also need to be prepared for this activity.

A 40-hour OSHA certified environmental professional can perform on-site soil screening of petroleum-contaminated versus non petroleum-contaminated soils, as the soils are being excavated. The materials can be screened in the excavation for hydrocarbon vapors using a photoionization detector (PID). This methodology is typically used as a cross-check, such that petroleum contaminated materials are not accidentally mixed in with apparent "clean soil" materials, and to assist in identifying "hot spots" or isolated zones. Alternatively, all of the soil in the proposed bypass line approximately 100 feet long trench excavation can be disposed/treated off-site as petroleum contaminated, since some mixing of these soils will be unavoidable and 6 of the 8 soil samples analyzed in this area exceeded the 50 mg/kg TPH clean soil standard.

The earthwork contractor will typically prepare a "Ticket" for each truck that enters the site; each Ticket will contain a specific number for tracking and identification. In addition, the earthwork contractor will provide Waste Manifests for trucks that must transport waste materials to permitted disposal facilities. We recommend that AWWTP utilize LAW or a qualified environmental

consultant to sign the Manifests on behalf of Arlington County and collect copies of each "Ticket" and Manifest. Daily field reports are then generated, which include the number of trucks loaded, Waste Profile of the material loaded, and estimated volume. This information can also be maintained in a spreadsheet or database, if requested. Once the signed Manifests are returned to the earthwork Contractor by the disposal/treatment facilities, the final weights can be documented and maintained in a spreadsheet or database.

## OPINIONS OF COST

Based on an anticipated excavation depth of approximately 15 feet, a width of 20 feet and a length of 100 feet, the estimated volume of soil removed from the bypass line will be approximately 30,000 cubic feet (approximately 1,100 cubic yards). Assuming a conversion factor of 1.0 cubic yard is equal to 1.8 tons, this volume of soil would have a total weight of approximately 2,000 tons. Gate rates for thermal treatment of petroleum contaminated soils typically range from $30 to $40 per ton excluding excavation and transportation costs. Therefore, the estimated cost for off-site thermal treatment of the excavated soil proposed for removal in the bypass line trench could range from approximately $60,000 to $80,000 (excluding excavation, transportation and imported "clean" backfill costs).

## CLOSING

We appreciate your selection of LAW for this project and look forward to assisting you further on this and other projects. If you have any questions, please do not hesitate to contact us.

Sincerely,

LAW ENGINEERING AND ENVIRONMENTAL SERVICES, INC.

Kathleen Rea BY WITH PERMISSION

Kathleen Rea
Senior Professional

Brent R. Chapman, P.G.
Principal

Attachments: Table 1: Soil and Ground-Water Analytical Results
Figure 1: Site Location Map
Figure 2: Topographic Map
Figure 3: Boring Location Map
Figure 4: TPH-DRO Concentrations in Soil
Attachment A: Field Sampling Procedures
Attachment B: Summary of Geoprobe Boring Soil Descriptions
Attachment C: Laboratory Data and Chain of Custody

# TABLES

# TABLE 1: SOIL AND GROUND-WATER ANALYTICAL RESULTS

## SOIL RESULTS:

| Sample Location | Soil Sample Depth (in feet) | TPH-DRO (mg/kg) | Benzene (µg/kg) | Toluene (µg/kg) | Ethyl-benzene (µg/kg) | Xylenes (µg/kg) | BTEX (µg/kg) | Naphthalene (µg/kg) |
|---|---|---|---|---|---|---|---|---|
| B-1 | 12-16 | 10 | <1.4 | <6.8 | <1.4 | 5.6 | 5.6 | 11 |
| B-2 | 8-12 | 140 | <1.3 | <6.4 | <1.3 | 5.5 | 5.5 | <6.4 |
| B-3 | 12-16 | 570 | 1.3 | <5.7 | <1.1 | 3.9 | 5.2 | <5.7 |
| B-4 | 0-4 | 600 | <1.2 | <6.1 | <1.2 | 5.8 | 5.8 | <6.1 |
| B-5 | 16-20 | 180 | <1.3 | <6.4 | <1.3 | 3.6 | 3.6 | <6.4 |
| B-6 | 0-4 | 1,600 | <1.2 | <6.0 | <1.2 | 3.7 | 3.7 | <6.0 |
| B-7 | 8-12 | 31 | <1.2 | <6.0 | <1.2 | 5.7 | 5.7 | <6.0 |
| B-8 | 4-8 | 410 | <1.2 | <6.2 | <1.2 | 5.7 | 5.7 | <6.2 |
| B-9 | 16-20 | 120 | <1.7 | 7.0 | 1.7 | 8.8 | 17.5 | <8.4 |
| B-10 | 12-16 | 200 | <1.5 | <7.4 | <1.5 | 3.7 | 3.7 | <7.4 |
| DEQ Clean Soil Guideline | | <50 | -- | -- | -- | -- | <10,000 | -- |
| USEPA RBC | | -- | 1.2E+04 | 1.6E+07 | 7.8E+06 | 1.6E+08 | -- | 1.6E+06 |

## GROUND-WATER RESULTS:

| Sample Location | TPH-DRO (mg/L) | Benzene (mg/L) | Toluene (mg/L) | Ethyl-benzene (mg/L) | Xylenes (mg/L) | BTEX (mg/L) | Naphthalene (mg/L) |
|---|---|---|---|---|---|---|---|
| B-2 | 0.190 | <1.0 | <5.0 | <1.0 | <2.0 | ND | <5.0 |
| B-8 | 0.550 | <1.0 | <5.0 | <1.0 | <2.0 | ND | <5.0 |
| USEPA RBC | *1.0 | 0.36 | 750 | 1,300 | 12,000 | -- | 6.5 |

Prepared/Date: KR/ 03-12-02
Checked/Date: BRC/03-15-02

Note: ND – not detected above the laboratory detection limit
"—" - no standard exists
TPH-DRO – total petroleum hydrocarbon –diesel range organics
* - Virginia Water Quality Standard for petroleum hydrocarbons

mg/kg – milligram per kilogram
µg/kg – microgram per kilogram
BTEX – benzene, toluene, ethylbenzene, and xylenes
DEQ – Virginia Department of Environmental Quality
RBC – USEPA Risk Based Concentration (residential)

# FIGURES

G:\ACD\PROJECTS\20320\2999-...\ACAD\FIG1.dwg PREPARED BY/DATE: DA/3.12.02 CHECKED BY/DATE: APPROVED BY/DATE:

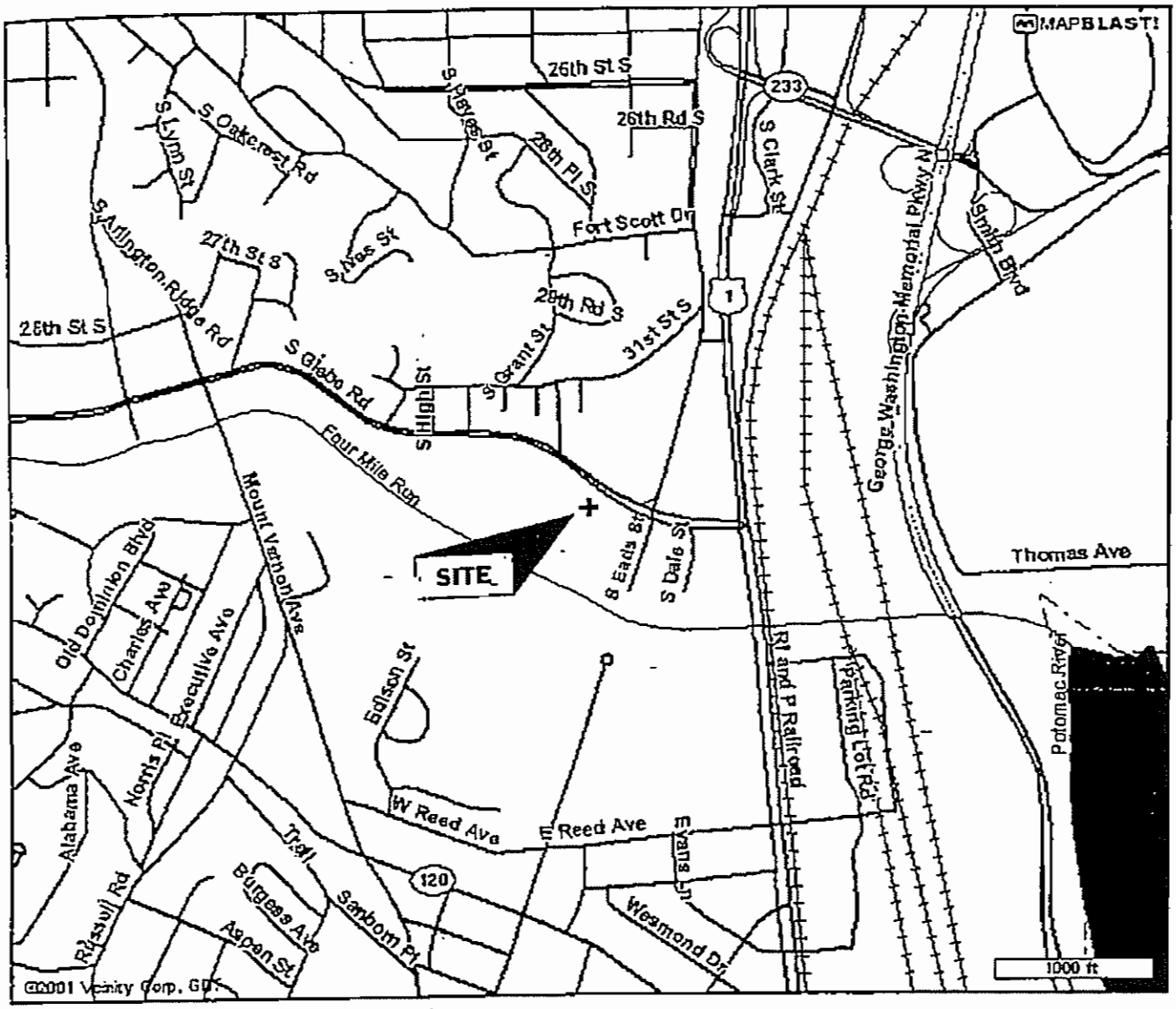


[ Icon Latitude: 38.842943, Longitude:77.056192 ]

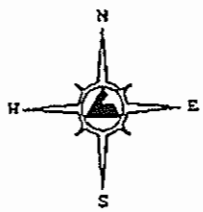


ARLINGTON WASTE WATER TREATMENT PLANT
ARLINGTON, VIRGINIA

LAW
RESOURCES CREATIVE SOLUTIONS
LAW Engineering and Environmental Services, Inc.
22455 Davis Drive, Suite 100
Sterling, Virginia 20164

SITE LOCATION MAP

PROJECT NO. 20320-2-2999

FIGURE 1

FILE: G:\2002PROJECTS\20320\2999-...\ACAD\FIG2.dwg PREPARED BY/DATE: DA/3.12.02 CHECKED BY/DATE: APPROVED BY/DATE:

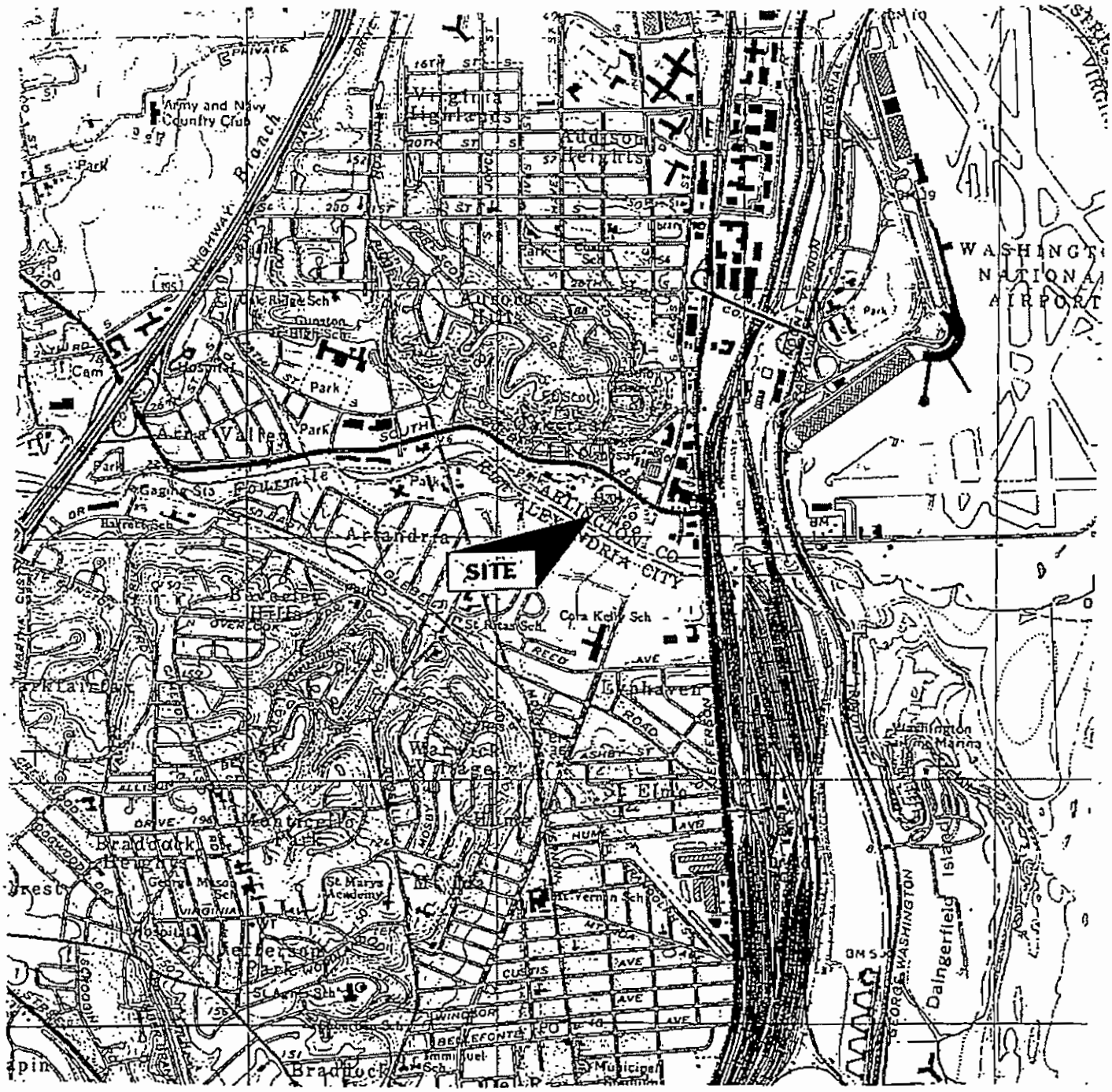


Scale 1:24 000

1 1/2 0 1 MILE

1000 0 1000 2000 3000 4000 5000 6000 7000 FEET

N W E S

NOTE: ALEXANDRIA VA-DC MAP 1965-1983 PHOTOREVISED

ARLINGTON WASTE WATER TREATMENT PLANT
ARLINGTON, VIRGINIA

LAW
RESOURCES CREATING SOLUTIONS
LAW Engineering and Environmental Services, Inc.
22455 Davis Drive, Suite 100
Sterling, Virginia 20164

TOPOGRAPHIC MAP

PROJECT NO.
20320-2-2999

FIGURE 2

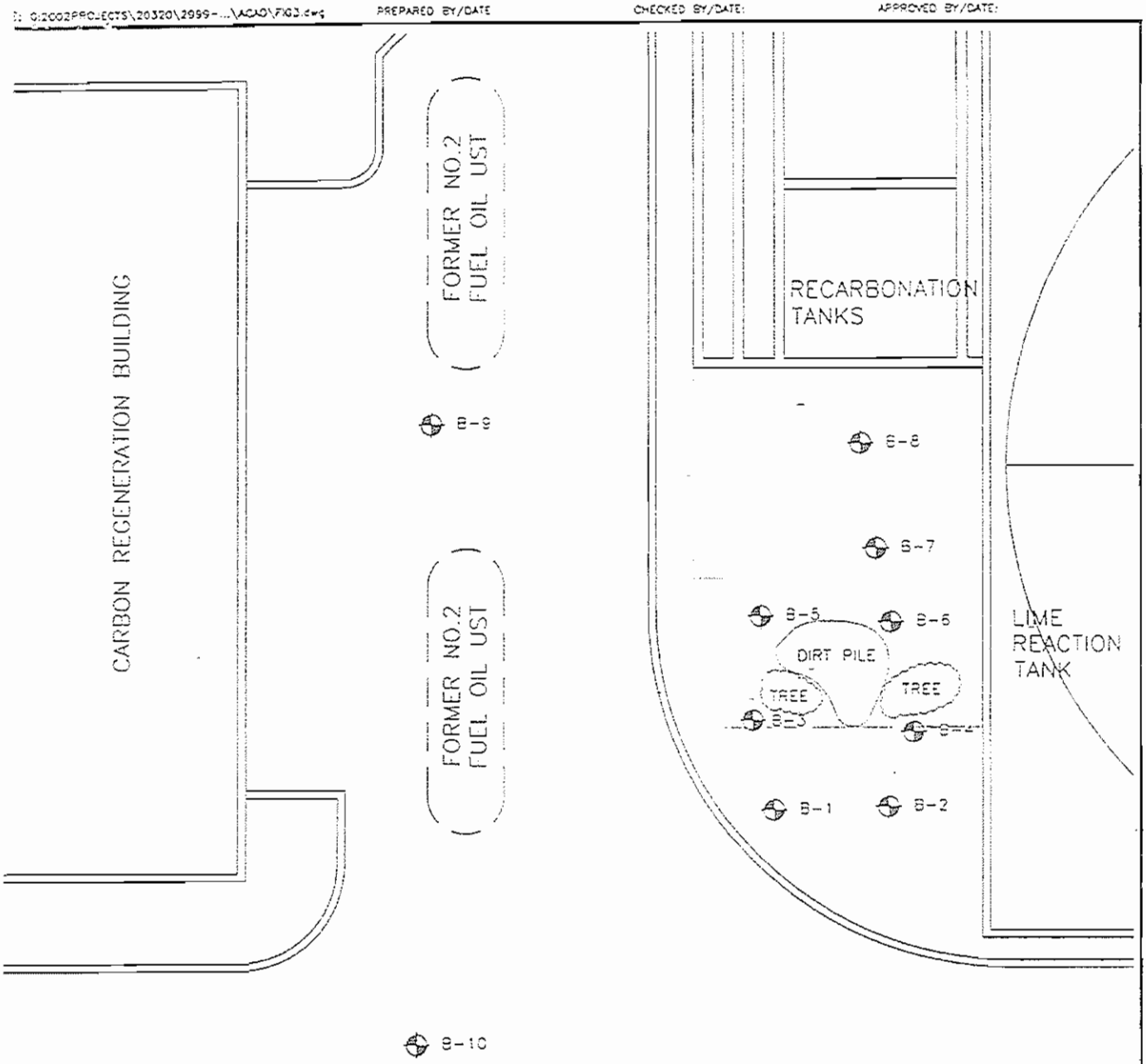


LEGEND

GEOPROBE BORING LOCATION

Approximate Scale 1"= 20'

20 10 0 20 40

N W E S

SOURCE: YARD WORK AND GENERAL GRADING AND DRAINAGE PLAN, ALEXANDER POTTER ASSOCIATES, MAY 1975.

| | | |
|---|---|---|
| ARLINGTON WASTE WATER TREATMENT PLANT ARLINGTON, VIRGINIA | LAW ENVIRONMENTAL RESOURCES CREATING SOLUTIONS LAW Engineering and Environmental Services, Inc. 22455 Davis Drive, Suite 100 Sterling, Virginia 20164 | BORING LOCATION MAP<br>PROJECT NO. 20320-2-2999 FIGURE 3 |

LC: G:\2002PROJECTS\20320\2999-...\ACAD\FIG4.dwg PREPARED BY/DATE: CHECKED BY/DATE: APPROVED BY/DATE:

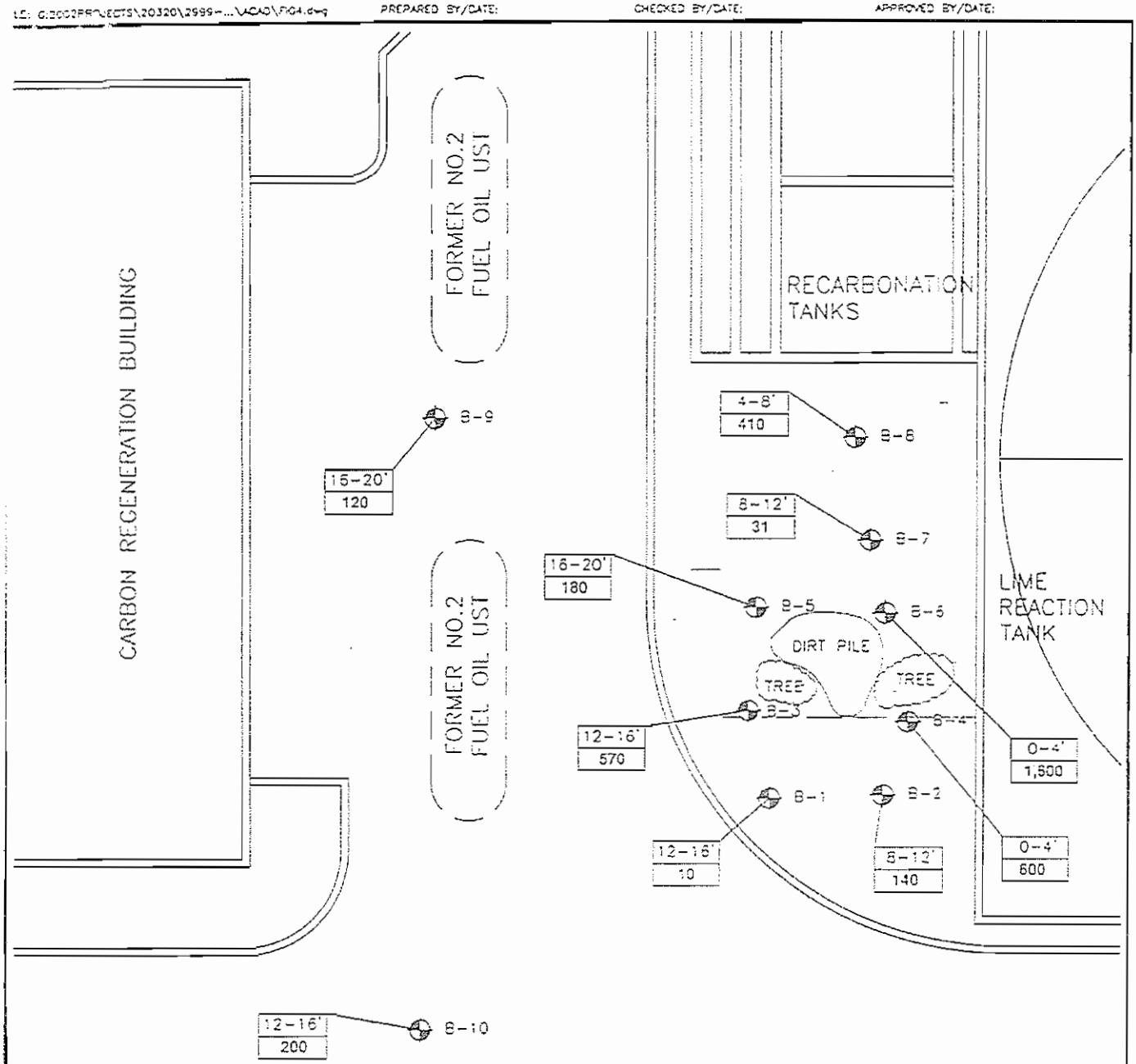


LEGEND

GEOPROBE BORING LOCATION

0-4' / 500 — SAMPLE DEPTH, FEET BELOW GROUND SURFACE
TOTAL PETROLEUM HYDROCARBONS-DIESL RANGE ORGANICS (TPH-DRO) CONCENTRATION IN mg/kg.

Approximate Scale 1"= 20'

20 10 0 20 40

N W E S

SOURCE: YARD WORK AND GENERAL GRADING AND DRAINAGE PLAN, ALEXANDER POTTER ASSOCIATES, MAY 1976.

ARLINGTON WASTE WATER TREATMENT PLANT
ARLINGTON, VIRGINIA

LAW
RESOURCES CREATING SOLUTIONS
LAW Engineering and Environmental Services, Inc.
22455 Davis Drive, Suite 100
Sterling, Virginia 20164

TPH-DRO CONCENTRATIONS IN SOIL

PROJECT NO. 20320-2-2999

FIGURE 4

# ATTACHMENT A

# FIELD SAMPLING PROCEDURES

## FIELD SAMPLING PROCEDURES

A LAW on-site professional coordinated drilling activities and provided technical direction during drilling. The soil borings were advanced using a direct push technology (Geoprobe®) drill to depths of approximately 16 to 20 feet below ground surface (bgs). Geoprobe soil samples were collected using a 1-3/8 inch outside diameter (O.D.) steel sampling tube (equipped with an acetate liner and a piston stop cap) attached to 4-foot sections of threaded sampling rods. The soil samplers were decontaminated with an Alconox wash and distilled water rinse between samples. The collected soil samples were visually described and given an estimated USCS classification. Composite soil samples were collected using a stainless steel spoon as a sampling tool.

## FIELD SCREENING AND SOIL LABORATORY SAMPLE SELECTION

A representative portion of each Geoprobe soil sample was placed into a plastic baggie, filling about half of it and allowing a "head-space" to remain above the sample. The bag was sealed and labeled. The remaining portion of the sample was placed into an additional bag, sealed, placed on ice and retained for laboratory analysis, if required.

A portable photo-ionization detector (PID) was used to test for the presence of volatile organic compounds in the "head-space" of the sample bag after approximately 15 minutes. Soil samples were selected for analysis on the basis of highest PID readings, visual observations of staining, or proximity to the saturation zone. The soil sample selected for analysis were transferred to a sample container provided by the laboratory, labeled with sample information, and placed on ice with chain-of-custody forms.

## GROUND-WATER SAMPLING PROCEDURE

In-situ ground-water samples were collected from the three of the soil borings utilizing inside the Geoprobe steel sampling rods using Teflon tubing and a peristaltic pump. Each sample container was labeled with an indelible pen to include the site name, monitoring point number, date, time, and analysis requested. Appropriate sampling information was subsequently transferred to a chain-of-custody record to accompany the sample shipment.

# ATTACHMENT B

## SUMMARY OF GEOPROBE BORING SOIL DESCRIPTIONS

## ATTACHMENT B
## SUMMARY OF GEOPROBE BORING SOIL DESCRIPTIONS

| Date | GeoProbe Boring No. | Depth (feet bgs) | Soil Description-Stratigraphy | PID RESULTS (PPM) |
|---|---|---|---|---|
| 02/28/2002 | B-1 | 0.0-4.0 | Brown silty Sand Wet at 2 feet | 1.2 |
| | | 4.0-9.0 | Brown silty Clay, firm | 2.1 |
| | | 9.0-15.0* | Black silty Clay | 1.8 |
| | | 15.0-16.0 | Black fill material - sand, gravel, glass, debris Wet | 2.8 |
| | | | Boring terminated at 16 feet bgs. | |
| 02/28/2002 | B-2 | 0.0-5.0 | Brown silty Sand w/gravel Wet at 1 feet | 0.7 |
| | | 5.0-10.0 | Brown silty Clay, firm | 0.6 |
| | | 10.0-15.0 * | Black silty Clay | 1 |
| | | 15.0-16.0 | Black fill material - sand, gravel, glass, debris Wet | 1.5 |
| | | | Boring terminated at 16 feet bgs. An in-situ ground-water sample was obtained for analysis. | |
| 02/28/2002 | B-3 | 0.0-5.0 | Brown silty Sand w/gravel Wet at 1.5 feet | 0.5 |
| | | 5.0-10.0 | Brown silty Clay Brick and gravel layer at 8.0 feet | 0.5 |
| | | 10.0-15.0 * | Black silty Clay firm | 0.7 |
| | | 15.0 -16.0 | Black fill material - sand, gravel, glass Wet | 1.4 |
| | | | Boring terminated at 16 feet bgs. | |
| 02/28/2002 | B-4 | 0.0-5.0 * | Brown silty Sand w/gravel Wet at 1.5 feet | 0.0 |
| | | 5.0-10.0 | Brown silty Clay firm | 0.5 |
| | | 4.0-7.0 | Black silty Clay | 1.0 |
| | | 7.0-12.0 | Black silty Clay | 0.7 |
| | | 12.0-16.0 | Black fill material - sand, gravel, glass, brick Wet | |
| | | | Boring terminated at 16 feet bgs. | |
| 02/28/2002 | B-5 | 0.0 - 4.0 | Brown silty Sand Wet at 2 feet | 0.1 |
| | | 4.0 - 9.0 | Brown silty Clay w/gravel | 0.1 |
| | | 9.0 - 15.0 | Black silty Clay | 0.5 |
| | | 15.0 - 20.0 * | Black fill material - sand, gravel, glass, wood Wet | 0.8 |
| | | | Boring terminated at 20 feet bgs. | |

Prepared by KRau 3/12/02
Checked by BRC 3/15/02

Notes:
All borings advanced using a GeoProbe unit mounted on a skid-steer rig. Soil samples continuously collected using 4 foot long macro cores.
* Soil sample selected for laboratory analysis
PID Photoionization detector field headspace organic vapor reading
PPM Parts per million
bgs Below the ground surface

# SUMMARY OF GEOPROBE BORING SOIL DESCRIPTIONS

| Date | GeoProbe Boring No. | Depth (Feet bgs) | Soil Description-Stratigraphy | PID RESULTS (PPM) |
|---|---|---|---|---|
| 02/28/2002 | B-6 | 0.0 - 5.0 * | Brown silty Sand w/gravel Wet at 2 feet, HC odor | 3.1 |
| | | 5.0 - 8.0 | Brown silty Clay w/gravel | 1.0 |
| | | 8.0 - 12.0 | Brown silty Clay w/gravel | 0.6 |
| | | 12.0 - 15.0 | Black silty Clay | 0.6 |
| | | 15.0 - 16.0 | Black fill material - sand, gravel, glass Wet | 0.6 |
| | | | Boring terminated at 16 feet bgs. | |
| 02/28/2002 | B-7 | 0.0 - 4.0 | Brown silty Sand w/gravel Wet at 1 feet | 0.4 |
| | | 4.0 - 9.0 | Brown silty Clay | 0 |
| | | 9.0 - 15.0 * | Brown silty Clay w/gravel | 0.6 |
| | | 15.0 - 16.0 | Black fill material - sand, gravel, glass Wet | 0.6 |
| | | | Boring terminated at 16 feet bgs. | |
| 02/28/2002 | B-8 | 0.0 - 5.0 | Brown gravelly Sand w/Wet at 2 feet | 0.6 |
| | | 5.0 - 9.0 * | Brown silty Clay firm | 1.4 |
| | | 9.0 - 15.0 | Brown silty Clay firm | 0.8 |
| | | 15.0 - 16.0 | Black fill material - sand, gravel, glass, wood Wet | 0.5 |
| | | | Boring terminated at 16 feet bgs. An in-situ ground-water sample was obtained for analysis. | |
| 02/28/2002 | B-9 | 0.0 - 3.0 | Brown silty Sand | 0.5 |
| | | 3.0 - 6.0 | Reddish brown silty Sand w/gravel | 0.5 |
| | | 6.0 - 8.0 | Brown clayey Silt | 0.5 |
| | | 8.0 - 11.0 | Reddish brown silty Sand | 0.7 |
| | | 11.0 - 15.0 | Black clayey Silt | 0.9 |
| | | 15.0 - 20.0 * | Black fill material - sand, gravel, glass Wet | 0.9 |
| | | | Boring terminated at 20 feet bgs. An in-situ ground-water sample was obtained for analysis. | |
| 02/28/2002 | B-10 | 0.0 - 3.0 | Brown silty Sand | 0.4 |
| | | 3.0 - 7.0 | Brown silty Sand w/gravel | 0.4 |
| | | 7.0 - 11.0 | Reddish brown clayey Silt | 0.6 |
| | | 11.0 - 14.0 | Black clayey Silt | 0.6 |
| | | 14.0 - 16.0 | Black fill material - sand, gravel, glass Wet | 0.9 |
| | | | Boring terminated at 16 feet bgs. | |

Notes:
All borings advanced using a GeoProbe unit mounted on a skid-steer rig. Soil samples continuously collected using 4 foot long macro cores.
* Soil sample selected for laboratory analysis
PID Photoionization detector field headspace organic vapor reading
PPM Parts per million
bgs Below the ground surface

Prepared by KRea 3/12/02
Checked by DRC 3/15/02

# ATTACHMENT C

# LABORATORY DATA AND CHAIN OF CUSTODY

SEVERN TRENT SERVICES

STL Pensacola
LOG NO: C2-03013
Received: 01 MAR 02
Reported: 08 MAR 02

Ms. Kathleen Rea
Law Engineering
22455 Davis Drive, Ste 100
Sterling, VA 20164

Client PO. No.: 20320-2-2999-917

Requisition: 20320/60110

Project: AWWTP
Sampled By: Client
Code: 091320311

REPORT OF RESULTS



| LOG NO | SAMPLE DESCRIPTION , LIQUID SAMPLES | DATE/ TIME SAMPLED |
|---|---|---|
| 03013-1 | B-2 | 02-28-02 |
| 03013-2 | B-8 | 02-28-02 |

| PARAMETER | 03013-1 | 03013-2 |
|---|---|---|
| **Diesel Range Organics (8015M)** | | |
| Hydrocarbons as DRO, ug/l | 190 | 550 |
| Surrogate - o-Terphenyl | 107 % | 113 % |
| Dilution Factor | 1 | 1 |
| Prep Date | 03.05.02 | 03.05.02 |
| Analysis Date | 03.06.02 | 03.06.02 |
| Batch ID | FPW014 | FPW014 |
| Prep Method | 3520C | 3520C |
| Analyst | IE | IE |
| **Aromatic Volatile Organics (8021B)** | | |
| Benzene, ug/l | <1.0 | <1.0 |
| Ethylbenzene, ug/l | <1.0 | <1.0 |
| Naphthalene, ug/l | <5.0 | <5.0 |
| Toluene, ug/l | <5.0 | <5.0 |
| Xylenes, Total, ug/l | <2.0 | <2.0 |
| Surrogate-a,a,a-Trifluorotoluene (PID) | 94 % | 91 % |
| Dilution Factor | 1 | 1 |
| Analysis Date | 03.05.02 | 03.05.02 |
| Batch ID | MAW070B | MAW070B |
| Prep Method | 5030B | 5030B |
| Analyst | LFB | LFB |

SEVERN TRENT SERVICES

STL Pensacola
LOG NO: C2-03013
Received: 01 MAR 02
Reported: 08 MAR 02

Ms. Kathleen Rea
Law Engineering
22455 Davis Drive, Ste 100
Sterling, VA 20164

Client PO. No.: 20320-2-2999-917

Requisition: 20320/60110

Project: AWWTP
Sampled By: Client
Code: 091320311

REPORT OF RESULTS



| LOG NO | SAMPLE DESCRIPTION , SOLID OR SEMISOLID SAMPLES | DATE/ TIME SAMPLED |
|---|---|---|
| 03013-3 | B-1 12-16 | 02-28-02 |
| 03013-4 | B-2 8-12 | 02-28-02 |
| 03013-5 | B-3 12-16 | 02-28-02 |
| 03013-6 | B-4 0-4 | 02-28-02 |
| 03013-7 | B-5 16-20 | 02-28-02 |

| PARAMETER | 03013-3 | 03013-4 | 03013-5 | 03013-6 | 03013-7 |
|---|---|---|---|---|---|
| Diesel Range Organics (8015M) | | | | | |
| Hydrocarbons as DRO, mg/kg dw | 10 | 140 | 570 | 600 | 180 |
| Surrogate - o-Terphenyl | 94 % | 83 % | 88 % | 87 % | 90 % |
| Dilution Factor | 1 | 1 | 1 | 1 | 1 |
| Prep Date | 03.05.02 | 03.05.02 | 03.05.02 | 03.05.02 | 03.05.02 |
| Analysis Date | 03.05.02 | 03.05.02 | 03.05.02 | 03.05.02 | 03.05.02 |
| Batch ID | FPS022 | FPS022 | FPS022 | FPS022 | FPS022 |
| Prep Method | 3550B | 3550B | 3550B | 3550B | 3550B |
| Analyst | IE | IE | IE | IE | IE |
| Aromatic Volatile Organics (8021B) | | | | | |
| Benzene, ug/kg dw | <1.4 | <1.3 | 1.3 | <1.2 | <1.3 |
| Ethylbenzene, ug/kg dw | <1.4 | <1.3 | <1.1 | <1.2 | <1.3 |
| Naphthalene, ug/kg dw | 11 | <6.4 | <5.7 | <6.1 | <6.4 |
| Toluene, ug/kg dw | <6.8 | <6.4 | <5.7 | <6.1 | <6.4 |
| Xylenes, Total, ug/kg dw | 5.6 | 5.5 | 3.9 | 5.8 | 3.6 |
| Surrogate-a,a,a-Trifluorotoluene (PID) | 106 % | 106 % | 104 % | 104 % | 103 % |
| Dilution Factor | 1 | 1 | 1 | 1 | 1 |
| Analysis Date | 03.07.02 | 03.07.02 | 03.07.02 | 03.07.02 | 03.07.02 |
| Batch ID | BES037A | BES037A | BES037A | BES037A | BES037A |
| Prep Method | 5030B | 5030B | 5030B | 5030B | 5030B |
| Analyst | CN | CN | CN | CN | CN |
| Percent Solids | 74 | 79 | 88 | 82 | 78 |

STL Pensacola

LOG NO: C2-03013
Received: 01 MAR 02
Reported: 08 MAR 02

Ms. Kathleen Rea
Law Engineering
22455 Davis Drive, Ste 100
Sterling, VA 20164

Client PO. No.: 20320-2-2999-917

Requisition: 20320/60110

Project: AWWTP
Sampled By: Client
Code: 120220312

REPORT OF RESULTS



| LOG NO | SAMPLE DESCRIPTION , SOLID OR SEMISOLID SAMPLES | DATE/ TIME SAMPLED |
|---|---|---|
| 03013-8 | B-6 0-4 | 02-28-02 |
| 03013-9 | B-7 8-12 | 02-28-02 |
| 03013-10 | B-8 4-8 | 02-28-02 |
| 03013-11 | B-9 16-20 | 02-28-02 |
| 03013-12 | B-10 12-16 | 02-28-02 |

| PARAMETER | 03013-8 | 03013-9 | 03013-10 | 03013-11 | 03013-12 |
|---|---|---|---|---|---|
| Diesel Range Organics (8015M) | | | | | |
| Hydrocarbons as DRO, mg/kg dw | 1600 | 31 | 410 | 120 | 200 |
| Surrogate - o-Terphenyl | D | 87 % | 83 % | 87 % | 90 % |
| Dilution Factor | 4 | 1 | 1 | 1 | 1 |
| Prep Date | 03.05.02 | 03.05.02 | 03.05.02 | 03.05.02 | 03.05.02 |
| Analysis Date | 03.05.02 | 03.05.02 | 03.05.02 | 03.05.02 | 03.05.02 |
| Batch ID | FPS022 | FPS022 | FPS022 | FPS022 | FPS022 |
| Prep Method | 3550B | 3550B | 3550B | 3550B | 3550B |
| Analyst | IE | IE | IE | IE | IE |
| Aromatic Volatile Organics (8021B) | | | | | |
| Benzene, ug/kg dw | <1.2 | <1.2 | <1.2 | <1.7 | <1.5 |
| Ethylbenzene, ug/kg dw | <1.2 | <1.2 | <1.2 | 1.7 | <1.5 |
| Naphthalene, ug/kg dw | <6.0 | <6.0 | <6.2 | <8.4 | <7.4 |
| Toluene, ug/kg dw | <6.0 | <6.0 | <6.2 | 7.0 | <7.4 |
| Xylenes, Total, ug/kg dw | 3.7 | 5.7 | 5.7 | 8.8 | 3.7 |
| Surrogate-a,a,a-Trifluorotoluene (PID) | 102 % | 102 % | 102 % | 102 % | 102 % |
| Dilution Factor | 1 | 1 | 1 | 1 | 1 |
| Analysis Date | 03.08.02 | 03.08.02 | 03.08.02 | 03.07.02 | 03.07.02 |
| Batch ID | BES038A | JOS011A | BES038A | JOS010A | JOS010A |
| Prep Method | 5030B | 5030B | 5030B | 5030B | 5030B |
| Analyst | CN | CN | CN | CN | CN |
| Percent Solids | 84 | 83 | 81 | 60 | 67 |

SEVERN TRENT SERVICES

STL Pensacola
LOG NO: C2-03013
Received: 01 MAR 02
Reported: 08 MAR 02

Ms. Kathleen Rea
Law Engineering
22455 Davis Drive, Ste 100
Sterling, VA 20164

Client PO. No.: 20320-2-2999-917

Requisition: 20320/60110

Project: AWWTP
Sampled By: Client
Code: 091320311

REPORT OF RESULTS



| LOG NO | SAMPLE DESCRIPTION , QC REPORT FOR LIQUID SAMPLES | DATE/ TIME SAMPLED |
|---|---|---|
| 03013-13 | Method Blank | |
| 03013-14 | Lab Control Standard % Recovery | |

| PARAMETER | 03013-13 | 03013-14 |
|---|---|---|
| Diesel Range Organics (8015M) | | |
| Hydrocarbons as DRO, ug/l | <100 | 96 % |
| Surrogate - o-Terphenyl | 124 % | 100 % |
| Dilution Factor | 1 | --- |
| Prep Date | 03.05.02 | --- |
| Analysis Date | 03.07.02 | --- |
| Batch ID | FPW014 | FPW014 |
| Prep Method | 3520C | --- |
| Analyst | IE | --- |
| Aromatic Volatile Organics (8021B) | | |
| Benzene, ug/l | <1.0 | 113 % |
| Ethylbenzene, ug/l | <1.0 | 111 % |
| Naphthalene, ug/l | <5.0 | 107 % |
| Toluene, ug/l | <5.0 | 111 % |
| Xylenes, Total, ug/l | <2.0 | 110 % |
| Surrogate-a,a,a-Trifluorotoluene (PID) | 95 % | 95 % |
| Dilution Factor | 1 | --- |
| Analysis Date | 03.05.02 | --- |
| Batch ID | MAW070B | MAW070B |
| Prep Method | 5030B | --- |
| Analyst | LFB | --- |

STL Pensacola
LOG NO: C2-03013
Received: 01 MAR 02
Reported: 08 MAR 02

Ms. Kathleen Rea
Law Engineering
22455 Davis Drive, Ste 100
Sterling, VA 20164

Client PO. No.: 20320-2-2999-917

Requisition: 20320/60110

Project: AWWTP
Sampled By: Client
Code: 091320311

REPORT OF RESULTS



| LOG NO | SAMPLE DESCRIPTION , QC REPORT FOR SOLID/SEMISOLID | DATE/ TIME SAMPLED |
|---|---|---|
| 03013-15 | Method Blank | |
| 03013-16 | Lab Control Standard % Recovery | |

| PARAMETER | 03013-15 | 03013-16 |
|---|---|---|
| Diesel Range Organics (8015M) | | |
| Hydrocarbons as DRO, mg/kg dw | <2.5 | 95 % |
| Surrogate - o-Terphenyl | 101 % | 143 % |
| Dilution Factor | 1 | --- |
| Prep Date | 03.05.02 | --- |
| Analysis Date | 03.05.02 | --- |
| Batch ID | FPW022 | FPW022 |
| Prep Method | 3550B | --- |
| Analyst | IE | --- |
| Aromatic Volatile Organics (8021B) | | |
| Benzene, ug/kg dw | <1.0 | 99 % |
| Ethylbenzene, ug/kg dw | <1.0 | 102 % |
| Naphthalene, ug/kg dw | <5.0 | 105 % |
| Toluene, ug/kg dw | <5.0 | 102 % |
| Xylenes, Total, ug/kg dw | <2.0 | 101 % |
| Surrogate-a,a,a-Trifluorotoluene (PID) | 107 % | 105 % |
| Dilution Factor | 1 | --- |
| Analysis Date | 03.07.02 | --- |
| Batch ID | BES037A | BES037A |
| Prep Method | 5030B | --- |
| Analyst | CN | --- |

# Site Assessment Report
# Arlington County
# Water Pollution Control Plant

*Prepared for:*

Arlington County
Waste Water Pollution Control Plant
Arlington, Virginia

*Prepared by:*

Earth Tech, Inc.
675 N. Washington St.
Alexandria, Virginia 22314
(703) 549-8728

February 25, 2005

**Earth Tech Project No. 61153.301.20**

## TABLE OF CONTENTS

| SECTION | | PAGE NO. |
|---|---|---|
| 1.0 | INTRODUCTION | 1 |
| 1.1 | PROJECT DESCRIPTION | 1 |
| 2.0 | SUMMARY OF SITE ASSESSMENT ACTIVITIES | 2 |
| 2.1 | SOIL BORINGS | 2 |
| 2.2 | TEMPORARY MONITORING WELLS | 3 |
| 3.0 | SITE ASSESSMENT RESULTS | 3 |
| 3.1 | SOIL ANALYTICAL RESULTS | 4 |
| 3.2 | GROUNDWATER ANALYTICAL RESULTS | 4 |
| 4.0 | CONCLUSIONS AND RECOMMENDATIONS | 5 |

### List of Tables

Table 1 Soil Sample Summary and Analytical Results
Table 2 Groundwater Sample Summary and Analytical Results
Table 3 Organic Vapor Meter Soil Screening Results

### List of Figures

Figure 1 – Sample Map of the Proposed Equalization Tanks 1 and 2 and North Ferric Facility
Figure 2 – Sample Map of the Proposed Lime Reaction Tank Bypass
Figure 3 – Sample Map of High Organic Vapor Locations and Details

### Appendices

Appendix 1 – Borehole Logs
Appendix 2 – Soil and Groundwater Analytical Results

## 1.0 INTRODUCTION

This Site Assessment Report provides the results of soil and groundwater samples collected to assess the subsurface conditions at the Arlington County Water Pollution Control Plant (WPCP). The site assessment focused on two areas of proposed construction at the WPCP. These areas include; new flow equalization tanks and north ferric facility (See Figure 1); and the Lime Reaction Tank (LRT) and Bypass line (See Figure 2). The WPCP is located southwest of the intersection of South Glebe Road and South Eads Street, north of Four Mile Run, in Arlington, Virginia. This report provides a project description, discussion of the site assessment activities, results, and conclusions.

### Project Description

The new expansion activities for flow equalization tanks and the north ferric facility will require significant excavation of the subsurface. Previous geotechnical investigation indicated approximately 0.5 to 35 feet of fill material was encountered across the site (Haley & Aldrich, 2004). The debris encountered in the fill material included china, brick, glass, wood, and cinders. A portion of this area of the site is also situated within an old unregulated municipal landfill dating back to the 1940's.

The LRT structures will be renovated and a 60-inch diameter LRT bypass line will be constructed beneath the existing roadway located on the south side of the existing LRT. The LRT structure walls will be demolished and reconstructed. The groundwater is near ground surface at the site and several sumps are present along the west side of the LRT structure to capture water leaking from the LRTs.

WPCP directed Earth Tech to conduct site assessment in these two areas to further assess the potential range of waste types and potential waste handling requirements prior to excavation and construction.

Due to potential for ferric chloride bearing water to leach from identified subsurface leaks at the LRT structure, the soil and groundwater samples collected at the LTR area were analyzed for hazardous waste characteristics, Reactivity (releasable cyanides (HCN) and sulfides (H2S)), Flashpoint, and Corrosivity (pH). One soil sample was also analyzed for full hazardous waste characteristics, including: Volatiles, Semi-Volatiles, Polychlorinated Biphenols (PCBs), Herbicides, Pesticides, and Metals.

Previous site assessment for petroleum hydrocarbons at the LRT (Law, March 2001) indicated TPH-DRO (total petroleum hydrocarbon – diesel range organics) concentrations in 8 of 10 borings ranging from 120 mg/kg to 1,600 mg/kg. At that time, it was recommended that the soils excavated from the LRT area be handled as petroleum impacted soils and proper disposal procedures followed.

At the new flow equalization tanks and north ferric facility, soil samples were scheduled for analysis of petroleum hydrocarbons including TPH-DRO, Benzene, Toluene, Ethylbenzene, Xylene, (BTEX) and Naphthalene. One of the ten (10) soil samples was also scheduled for full hazardous waste characteristics including; Volatiles, Semi-Volatiles, Polychlorinated Biphenols (PCBs), Herbicides, Pesticides, Metals, Reactivity (releasable cyanides (HCN) and sulfides (H2S)), Flashpoint, and Corrosivity (pH).

All site assessment work was conducted according to the WPCP approved Scope of Services, Contract 139-02, Additional Services – Task number 20, Phase I Site Assessment.

## 2.0 SUMMARY OF SITE ASSESSMENT ACTIVITIES

Earth Tech conducted the site assessment from September 29 to October 2, 2004. The site assessment activities and analytical results are presented in the following sections.

### 2.1 Soil Borings

On September 29 to October 2, 2004, Earth Tech conducted the site assessment including installation of a total of a total of thirty-three (33) soil borings. Twenty-six soil (26) borings were installed at the new flow equalization tanks and north ferric facility. Seven (7) soil borings were installed at the LRT. Figure 1 and Figure 2 show the location of all the soil borings at each area.

The soil borings were drilled to 20 feet below ground surface (bgs) with a direct push (Geoprobe) sampling system. Soil samples were collected continuously using 4-foot long macro-core samplers, and screened on site for organic vapors using a photo-ionization detector (PID). One soil sample was collected from each of the soil borings based on evidence of potential contamination such as visual observations, staining, or PID readings. A subset of the soil samples were then submitted for analytical analysis to Phase Separation Science in Baltimore, Maryland for analysis as described below.

A soil sample from ten (10) of the twenty-six (26) soil borings conducted at the new flow equalization tanks and north ferric facility were submitted for analysis. The ten (10) soil samples were selected for laboratory analysis based on the potential of contamination (visual observations, staining, PID readings) and to provide soil characterization data over the entire proposed excavation area.

At the new flow equalization tanks and north ferric facility, the soil samples were submitted for analysis of TPH-DRO, Benzene, Toluene, Ethylbenzene, Xylene, (BTEX) and Naphthalene. One of the ten (10) soil samples was also analyzed for full hazardous waste characteristics including; Volatiles, Semi-Volatiles, Polychlorinated Biphenols (PCBs), Herbicides, Pesticides, Metals, Reactivity (releasable cyanides (HCN) and sulfides (H2S)), Flashpoint, and Corrosivity (pH). The location of soil samples collected at the new flow equalization tanks and north ferric facility, depth of each sample, and analysis and methodology are summarized on Table 1. All of the soil boreholes and the new flow equalization tanks and north ferric facility are shown on Figure 1.

At the LRT area, six (6) soil samples were collected from seven (7) soil borings. The samples were submitted for laboratory analysis of Reactivity (releasable cyanides (HCN) and sulfides (H2S)), Flashpoint, and Corrosivity (pH). One of the six (6) soil samples was also analyzed for full hazardous waste characteristics including; Volatiles, Semi-Volatiles, Polychlorinated Biphenols (PCBs), Herbicides, Pesticides, and Metals. The location of soil samples collected at the LRT, depth of the soil sample, laboratory analysis and methodology, are summarized on Table 1. The location of all the soil boreholes and LRT are shown on Figure 2.

Soil samples were obtained continuously in four-foot intervals from ground surface to the total depth of each soil boring. Soils were screened on site for organic vapors using a photo-ionization detector (PID). The results of the screening and observations of the soil strata are discussed in Section 3.0. Detailed descriptions and pictures of soil strata encountered in the soil borings are presented in Appendix 1.

## 2.2 Temporary Monitoring Wells

Three temporary monitoring wells (BH-03, BW-12, BH-23) were installed at the new flow equalization tanks and north ferric facility. One temporary monitoring well (BH-15) was installed at the LRT. Figure 1 shows the locations of wells installed at the new flow equalization tanks and north ferric facility. Figure 2 shows the location of the temporary monitoring well installed at the LRT.

The temporary monitoring wells were installed in soil boreholes to total depths of 20 feet bgs. The wells were constructed of 1-inch diameter PVC solid riser and screened from 5 feet bgs to the total depth. Groundwater samples were collected from the temporary monitoring wells with a bailer and transferred to appropriate sample jars for laboratory analysis. The temporary monitoring wells were pulled from the soil borehole following sampling activity. All boreholes were abandoned with bentonite chips.

The groundwater samples at the new flow equalization tanks and north ferric facility (see Figure 1) were submitted to the laboratory for analysis of TPH-DRO, BTEX and Naphthalene. The groundwater samples collected at the LRT were and submitted for laboratory analysis of Reactivity (releasable cyanides (HCN) and sulfides (H2S)), Flashpoint, and Corrosivity (pH). The location of groundwater samples collected at each area, depth to groundwater, and laboratory analysis are summarized on Table 2.

Groundwater was encountered in the subsurface soil borings at the new flow equalization tanks and north ferric facility at depths of approximately 8 to 12 feet below ground surface. At the LRT area, the apparent groundwater table was encountered in borings BH-15 and BH-16 at approximately 15 feet below ground surface. However, a shallow perched water-bearing zone was encountered at 4 feet below ground at borehole BH-14, 8 feet below ground at borehole BH-17, and near ground surface at borehole BH-26. The shallow saturated zone is associated with leakage from the adjacent LRT structure.

# 3.0 SITE ASSESSMENT RESULTS

## 3.1 Subsurface Soils and Soil Screening

Soil samples were obtained continuously from ground surface to the total depth of each soil boring. Soils were screened on site for organic vapors using a photo-ionization detector (PID). A summary of PID measurements at each borehole is provided in Table 3. Detailed descriptions and pictures of soil strata and fill material encountered in the soil borings are presented in Appendix 1.

Previous site-wide geotechnical investigations indicate the site is underlain by a layer of fill approximately 0.5 to 35 feet thick (Haley & Aldrich, 2004). The soil borings conducted by Earth Tech at the new flow equalization tanks and north ferric facility identified fill ranging from 8 to 19 feet thick. The fill encountered in the boreholes consisted of municipal wastes such as glass, wood, ceramics, plastics, paper, brick, and cinders. No RCRA hazardous or mixed wastes or TSCA toxic substances (e.g. asbestos-containing materials, PCBs, lead–based paint, chemical or radioactive material) were identified in the subsurface soils requiring specialized transportation and disposal methods.

Volatile organic vapor screening of subsurface soils with a PID indicated significant measurements at boreholes BH-11 and BH-12 located at the new north ferric facility (See Figure 1). The subsurface soils indicated PID readings ranging from 131 parts per million (ppm) to 267 ppm at 12 to 20 feet below ground surface (See PID Summary on Table 3). However, a soil sample from BH-11 at 16 to 20 feet below ground, and a soil sample at BH-12 at 12 to 16 feet below ground were below laboratory detection

levels for TPH-DRO, BTEX, and Naphthalene. The elevated PID readings at these intervals may have been detecting organic vapors from degraded buried organic material in the fill.

Volatile organic vapor screening of subsurface soils with a PID indicated significant measurements at boreholes BH-27, BH-28, BH-29, and BH-30 located within the eastern portion of the new flow equalization tank excavation area (See Figure 1). The subsurface soils indicated PID readings ranging from 379 ppm to beyond the PID instrument range of 10,000 ppm throughout the soil column at each of the four soil boreholes (See PID Summary on Table 3). A black "sludge like" wet silt with sand and gravel was also encountered at Borehole 29 and Borehole 30. A strong odor from the soils was also noted. However, a soil sample obtained at BH-29 at 16 to 20 feet below ground surface was below laboratory detection levels for TPH-DRO, BTEX, and Naphthalene. The soil sample at this interval was also below detection levels for full hazardous waste characteristics, including; Volatiles, Semi-Volatiles, Polychlorinated Biphenols (PCBs), Herbicides, Pesticides, Metals, Reactivity (releasable cyanides (HCN) and sulfides (H2S)), Flashpoint, and Corrosivity (pH). The elevated PID measurements at these locations may have been detecting organic vapors from degraded buried organic material in the fill.

### 3.2 Soil Analytical Results

Only one (1) of ten (10) soil samples collected at the new flow equalization tanks and north ferric facility indicated concentrations of TPH-DRO above the laboratory detection level. The soil sample obtained at BH-07 at 8-12 feet below ground indicated 360 mg/kg TPH-DRO. A minor concentration of naphthalene (20 ug/kg) was also detected at this interval. No other soil samples indicated TPH-DRO concentrations. The 360 mg/kg TPH-DRO at BH-07 at 8-12 feet below ground exceeds Virginia Department of Environmental Quality (DEQ) "clean soil" guideline of 50 mg/kg.

Soil borehole BH-29 indicated trace concentrations of xylene (10 ug/kg) at 16 to 20 feet below ground and soil borehole BH-32 indicated trace concentrations of xylene (11 ug/kg) and naphthalene (2 ug/kg). These trace concentrations do not exceed the DEQ "clean soil" of 10 mg/kg for total BTEX.

Soil samples collected at the LRT indicate the subsurface soils adjacent to the LRT are non-hazardous. The six (6) soil samples submitted for laboratory analysis are non-reactive and exhibit a flashpoint greater than 140 degrees Fahrenheit, with a pH range of 6.60 to 8.21. The soils do not indicate impacts from potential ferric chloride water leaching to soils from the adjacent LRT.

The analytical results for TCLP analysis of soil samples collected from the new flow equalization tanks and north ferric facility, and the LRT are below toxicity characteristic criteria and the soils are not considered to be hazardous. Soil sample results are summarized on Table 1. The laboratory analytical report is presented as Appendix 2.

### 3.3 Groundwater Analytical Results

Three temporary wells were installed and sampled at the new flow equalization tanks and north ferric facility as depicted on Figure 1. Temporary monitoring well BH-23 indicated TPH-DRO at 0.76 mg/L and naphthalene at 2 ug/L. The TPH-DRO results are below the Virginia water quality standard concentration of 1.0 mg/L for petroleum hydrocarbons. The naphthalene concentration is below the federal maximum contaminant level of 6.5 ug/L for naphthalene. No other wells indicated concentrations.

Temporary well BH-15 was installed and sampled at the LRT as depicted on Figure 2. The analysis results indicate non-reactive water with a flashpoint greater than 140 degrees Fahrenheit, and a pH of 8.21. The results indicate the groundwater is non-hazardous and do not appear to be impacted by potential ferric chloride water leaching to groundwater from identified leaks at the adjacent LRT.

## 4.0 CONCLUSIONS AND RECOMMENDATIONS

**The following conclusions were developed based on the result of the Site Assessment.**

- Only one of ten soil samples collected at the new flow equalization tanks and north ferric facility indicated a concentration above regulatory levels. A soil sample at BH-07 indicated 360 mg/kg TPH-DRO. The concentration exceeds the (DEQ) "clean soil" guideline of 50 mg/kg.

- Organic Vapor Measurements (PID) of subsurface soils were not elevated above background with the exception of boreholes BH-11 and BH-12 (north ferric facility), and BH-27, BH-28, BH-29, and BH-30 (new equalization tank). Boreholes BH-27, BH-28, BH-29, and BH-30 also indicated a strong odor and a black "sludge like" material mixed in with fill in the subsurface.

- Soil samples collected at the LRT indicate the subsurface soils adjacent to the LRT are non-hazardous. The soils are non-reactive and exhibit a flashpoint greater than 140 degrees Fahrenheit, with a pH range of 6.60 to 8.21. The soils do not indicate impacts from potential ferric chloride water leaching to soils from the adjacent LRT.

- TCLP analysis of soil samples collected at the new flow equalization tanks and north ferric facility and the LRT are below criteria and the soils are not considered to be hazardous.

- No RCRA hazardous or mixed wastes or TSCA toxic substances (e.g. asbestos-containing materials, PCBs, lead–based paint, chemical or radioactive material) were identified in the subsurface soils requiring specialized transportation and disposal methods.

- Groundwater sample results from the new flow equalization tanks and north ferric facility indicated a trace concentration of TPH-DRO and naphthalene at one temporary well (BH-23). No other wells indicated concentrations above laboratory detection levels. The detected concentrations are below water quality standard criteria.

- Groundwater results at the LRT indicate non-reactive groundwater, with a flashpoint greater than 140 degrees Fahrenheit, and a pH of 8.21. The results indicate the groundwater is non-hazardous and do not appear to be impacted by potential leaching of ferric chloride water from the LRT.

**The following Recommendations were developed based on the result of the Site Assessment.**

- Based on the soil analytical results and PID measurements at the new flow equalization tanks and north ferric facility, the bulk of subsurface soils could be considered as clean fill. However, WPCP will need to ensure that clean fill is not mixed with petroleum-contaminated fill (BH-07) and that fill is properly manifested and sent to the correct disposal facility. It is recommended that an environmental professional perform on-site soil screening with a PID as the soils are being excavated at the site to segregate potentially impacted soils.

- Based on the saturated odiferous "sludge like" material and elevated PID readings observed at BH-27, BH-28, BH-29, and BH-30, it is recommended that WPCP require contractors to utilize pebble 'quicklime" or soda ash to reduce offensive or nuisance odors at the excavation site and during transportation and disposal. It is likely that a disposal facility would object to material with offensive odors and elevated PID readings regardless of analytical result. WPCP should alert the contractors' site manager or environmental professional conducting soil screening that subsurface soils in this area are likely to be impacted and require soda ash/lime and disposal to an appropriate facility. Based on a site profile plan, the only area with elevated PID readings that will be significantly disturbed is at borehole BH-27. Approximately 53 cubic yards of contaminated soil with elevated PID readings will be excavated in this area. Figure 3 provides a map of the plan profile and borehole locations with elevated PID readings.

- The stockpiling of potentially impacted soils from the site is not recommended. It is recommended that WPCP require direct loading of water-tight (lined) trucks or roll-offs to eliminate saturated soil spillage from trucks during transport and disposal operations. The trucks should also have soda ash or absorbents to eliminate potential odors. The trucks must proceed through a wash station prior to leaving the site.

- Previous site assessment for petroleum hydrocarbons at the LRT (Law, March 2001) indicated TPH-DRO concentrations ranging from 120 mg/kg to 1,600 mg/kg in 8 of 10 borings conducted. It is recommended that the soils at the LRT area be handled as non-hazardous petroleum-impacted soils and proper disposal procedures followed.

# Tables

## Table 1 - WPCP Soil Sample Summary

| Borehole Location | Total Depth (bgs) | Sample Interval (bgs) | TPH-DRO (mg/kg) | BTEX & Naphthalene (ug/kg) | Reactivity (H2N/H2S) | Flashpoint (F) | PH | TCLP |
|---|---|---|---|---|---|---|---|---|
| *Soil Samples Collected from the CP-1 Area (Equalization Tanks and North Ferric Facility) and Analysis* | | | | | | | | |
| BH-03 | 20 | 4-8 | ND | ND | | | | |
| BH-05 | 20 | 4-8 | ND | ND | | | | |
| BH-07 | 20 | 8-12 | 360 | NAPHTHALENE- 20 | | | | |
| BH-09 | 20 | 16-20 | ND | ND | | | | |
| BH-11 | 20 | 16-20 | ND | ND | | | | |
| BH-12 | 20 | 12-16 | ND | ND | | | | |
| BH-18 | 20 | 0-4 | ND | ND | | | | |
| BH-22 | 20 | 4-8 | ND | ND | | | | |
| BH-29 | 20 | 16-20 | ND | XYLENE -10 | Non Reactive | >140 | 7.43 | ND |
| BH-32 | 20 | 12-16 | ND | XYLENE – 11<br>NAPHTHALENE -2 | | | | |
| *Soil Samples Collected from the 1st Step Lime Reaction Tank Bypass Line and Analysis* | | | | | | | | |
| BH-14 | 20 | 4-8 | | | Non Reactive | >140 | 6.60 | |
| BH-15 | 20 | 0-4 | | | Non Reactive | >140 | 7.68 | |
| BH-16 | 20 | 0-4 | | | Non Reactive | >140 | 7.34 | |
| BH-24 | 20 | 0-4 | ND | ND | Non Reactive | >140 | 8.21 | ND |
| BH-25 | 20 | 4-8 | | | Non Reactive | >140 | 7.22 | |
| BH-26 | 20 | 4-8 | | | Non Reactive | >140 | 7.89 | |

**TPH-DRO** = Total Petroleum Hydrocarbons-Diesel Range Organics (EPA Method 8015B).

**BTEX** = Benzene, Toluene, Ethylbenzene, Xylene (EPA Method 5035/8021)

**Reactivity (H2NS/H2S)** = Releasable Cyanides (HCN), Releasable Sulfides (H2S) (EPA Method 9014/9034)

**TCLP** = Polychlorinated Biphenols (EPA Method 8082), TCLP Herbicides (EPA Method 1311/8151), TCLP Pesticides and TCLP Metals (EPA Method 1311/8081), TCLP Semi-Volatiles (EPA Method 1311/8270), TCLP Volatiles (EPA Method 1311/8260).

Samples obtained from September 29 to October 2, 2004. Measurements are in feet below ground surface (bgs).

## Table 2 - WPCP Groundwater Sample Summary

| Well Location | Total Depth (bgs) | Sample Depth (bgs) | TPH-DRO (mg/L) | BTEX & Naphthalene (ug/L) | Reactivity (H2N/H2S) | Flashpoint (F) | PH | TCLP |
|---|---|---|---|---|---|---|---|---|
| *Groundwater Samples Collected from the CP-1 Area (Equalization Tanks and North Ferric Facility) and Analysis* | | | | | | | | |
| BH03 | 20 | - | ND | ND | | | | |
| BH12 | 20 | 12.3 | ND | ND | | | | |
| BH23 | 20 | 4.0 | **0.76** | **naphthalene-2** | | | | |
| *Groundwater Samples Collected from the 1st Step Lime Reaction Tank Bypass Line and Analysis* | | | | | | | | |
| BH15 | 20 | 0.6 | | | Non Reactive | >140 | 8.21 | |

**TPH-DRO** = Total Petroleum Hydrocarbons-Diesel Range Organics (EPA Method 8015B).

**BTEX** = Benzene, Toluene, Ethylbenzene, Xylene (EPA Method 5035/8021)

**Reactivity (H2NS/H2S)** = Releasable Cyanides (HCN), Releasable Sulfides (H2S) (EPA Method 9014/9034)

**TCLP** = Polychlorinated Biphenols (EPA Method 8082), TCLP Herbicides (EPA Method 1311/8151), TCLP Pesticides and TCLP Metals (EPA Method 1311/8081), TCLP Semi-Volatiles (EPA Method 1311/8270), TCLP Volatiles (EPA Method 1311/8260).

Samples obtained from September 29 to October 2, 2004. Measurements are in feet below ground surface (bgs).

| Table 3 – Organic Vapor Screening (Photo-ionization Measurements) | | | | | |
|---|---|---|---|---|---|
| *Soil Samples Collected from the Equalization Tanks and North Ferric Facility and PID Analysis* | | | | | |
| *Location* | *Soil Sample Interval and PID Reading (PPM)* | | | | |
| | 0-4 | 4-8 | 8-12 | 12-16 | 16-20 |
| BH-01 | 0.0 | 0.0 | 1.0 | 0.0 | 1.0 |
| BH-02 | 0.0 | 0.0 | 1.2 | 0.0 | 1.0 |
| BH-03 | 0.0 | 0.0 | 0.0 | 0.0 | 0.0 |
| BH-04 | 0.0 | 0.0 | 0.0 | 0.0 | 0.0 |
| BH-05 | 1.5 | 5.7 | -- | 3.1 | -- |
| BH-06 | 0.0 | 0.0 | 0.0 | 0.0 | 0.0 |
| BH-07 | 0.0 | 0.0 | 3.3 | 0.0 | 0.0 |
| BH-08 | 0.0 | 6.7 | 0.0 | 0.0 | 0.0 |
| BH-09 | 0.0 | 0.0 | 0.0 | 0.0 | 11.0 |
| BH-10 | 0.0 | 0.0 | 9.6 | -- | 0.0 |
| BH-11 | 0.0 | 0.0 | 0.0 | 0.0 | 131.0 |
| BH-12 | 0.0 | 59.1 | 0.0 | 267.0 | 152.0 |
| BH-13 | 0.0 | 0.0 | 0.0 | 26.7 | 0.0 |
| BH-18 | 0.0 | 0.0 | 0.0 | 0.0 | 0.0 |
| BH-19 | 0.0 | 0.0 | 0.0 | 0.0 | 0.0 |
| BH-20 | 0.0 | 0.0 | 0.0 | 0.0 | 0.0 |
| BH-21 | -- | -- | -- | -- | -- |
| BH-22 | 0.0 | 7.2 | 0.0 | 1.7 | 0.0 |
| BH-23 | 0.0 | 1.2 | 0.0 | 0.0 | 0.0 |
| BH-27 | 61 | 1004 | 812 | 461 | 482 |
| BH-28 | 423.0 | 416.0 | 379.0 | 1358 | >10,000 |
| BH-29 | >10,000 | >10,000 | 8,402 | 7,055 | >10,000 |
| BH-30 | >10,000 | >10,000 | 453 | >10,000 | >10,000 |
| BH-31 | 9.1 | 1.0 | -- | 0.0 | 7.4 |
| BH-32 | 0.0 | 12.1 | -- | 104.0 | 0.0 |
| BH-33 | -- | 10.2 | 0.0 | -- | 0.0 |

| Table 3 – Organic Vapor Screening (Photo-ionization Measurements), Continued | | | | | |
|---|---|---|---|---|---|
| *Soil Samples Collected from the 1st Step Lime Reaction Tank Bypass Line and Analysis* | | | | | |
| *Location* | *Soil Sample Interval and PID Reading (PPM)* | | | | |
| | 0-4 | 4-8 | 8-12 | 12-16 | 16-20 |
| BH-14 | -- | 6.5 | 0.0 | 2.3 | 2.5 |
| BH-15 | -- | -- | -- | -- | -- |
| BH-16 | 0.0 | 2.9 | 0.0 | 0.0 | 0.0 |
| BH-17 | -- | -- | 4.4 | 0.0 | 0.0 |
| BH-24 | -- | 2.8 | -- | -- | -- |
| BH-25 | -- | -- | -- | -- | -- |
| BH-26 | 0.0 | -- | -- | -- | -- |

# Figures

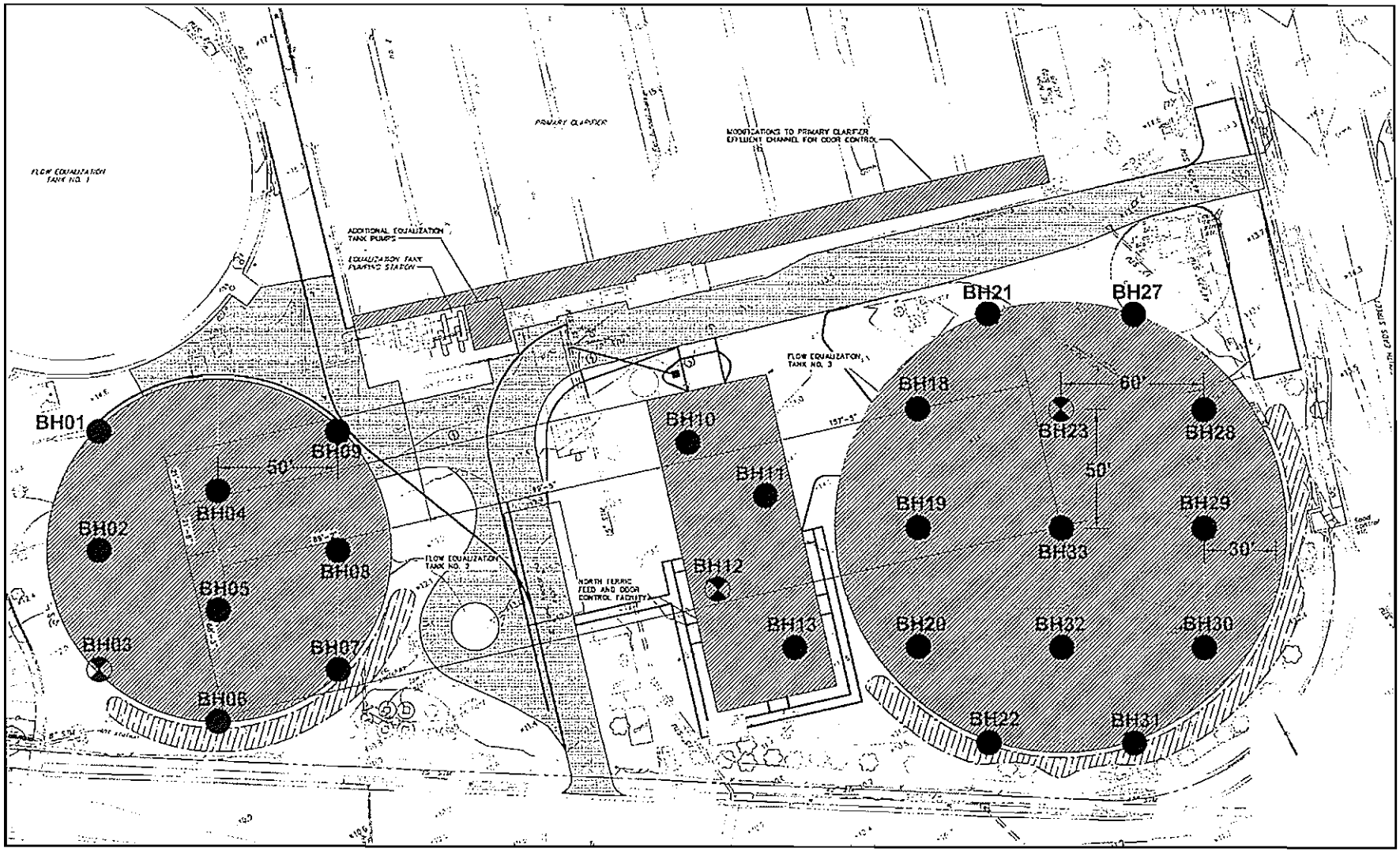


LEGEND

- DENOTES SOIL BORING
- DENOTES TEMPORARY WELL/SOIL BORING

EARTH TECH
675 NORTH WASHINGTON STREET
SUITE 300
ALEXANDRIA, VA 22314
(703) 549-8728

ARLINGTON COUNTY WPCP UPGRADES

ARLINGTON EQUALIZATION TANKS
2 & 3 N. FERRIC CONTROL FACILITY

DATE 11-17 | DOCK. SCHL. NO. | CONTRACT NO.
SCALE 1"=40' | DATE

FIGURE 1

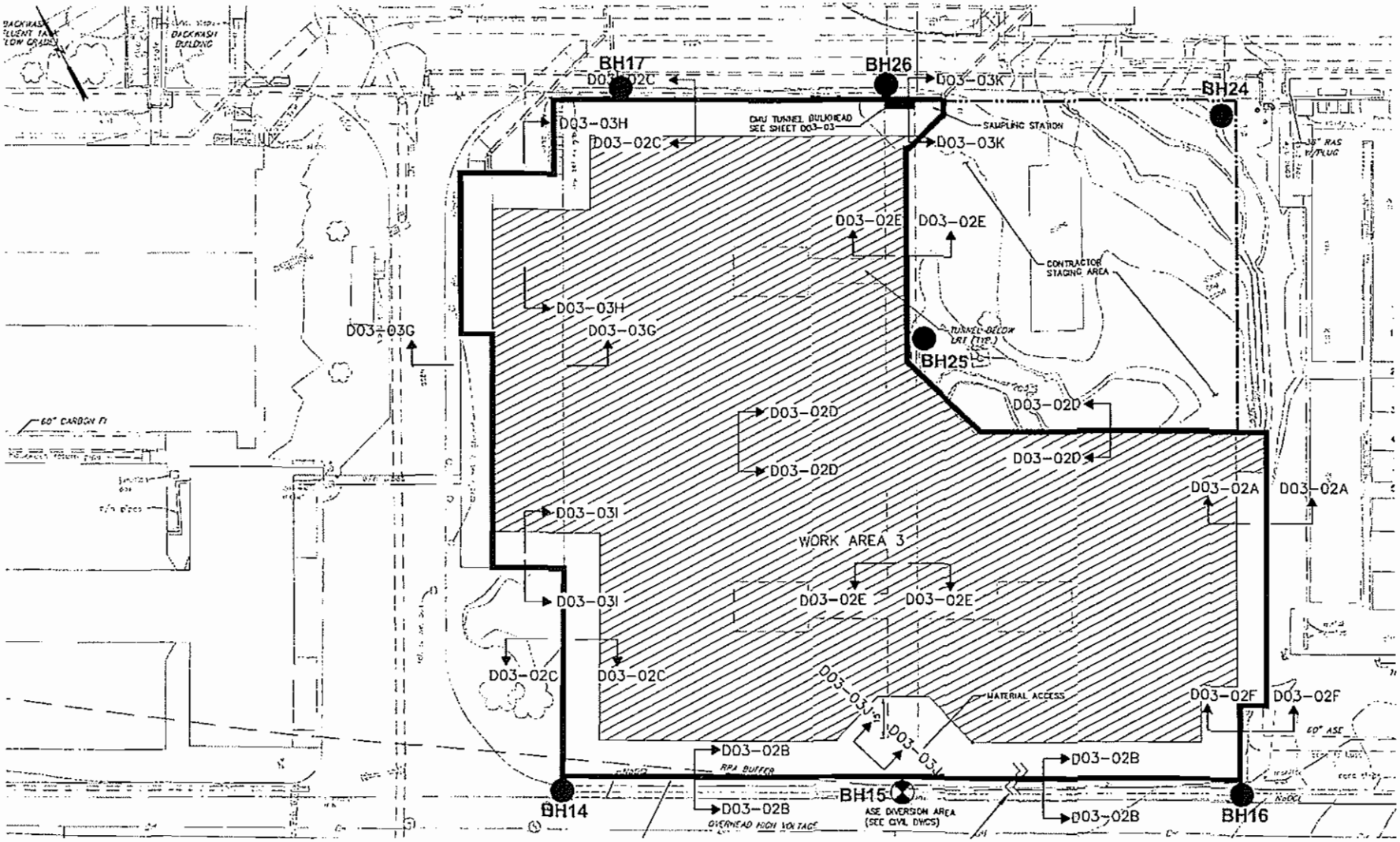


LEGEND

- DENOTES SOIL BORING
- DENOTES TEMPORARY WELL/SOIL BORING

EARTH TECH
875 NORTH WASHINGTON STREET
SUITE 300
ALEXANDRIA, VA 22314
(703) 549-8728

ARLINGTON COUNTY WPCP UPGRADES

ARLINGTON LIME TANK BY-PASS LINE

FIGURE 2

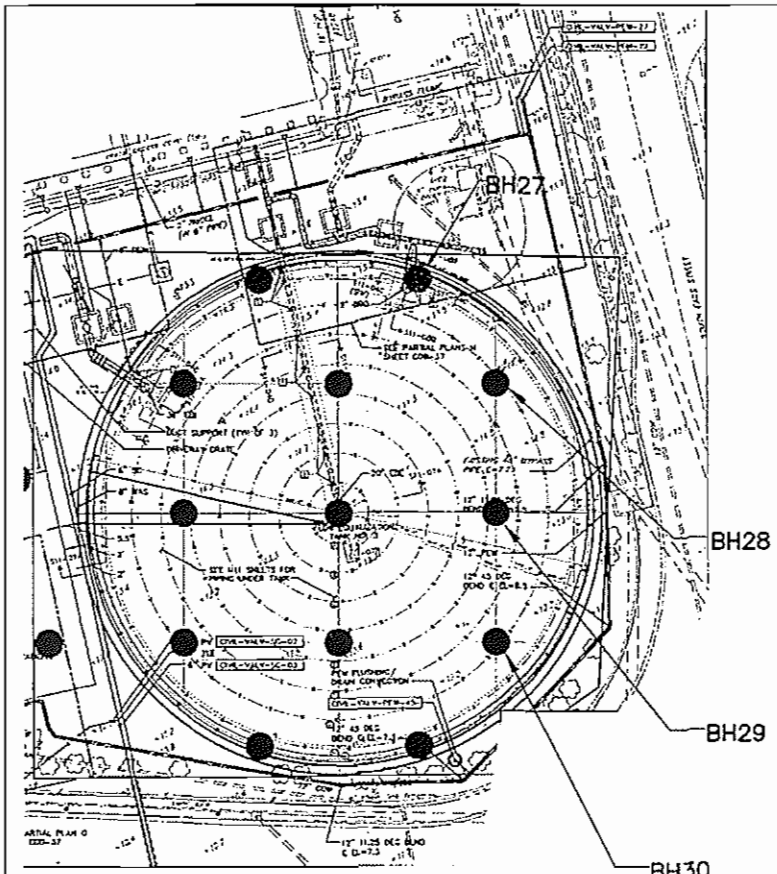


FLOW EQUALIZATION TANK NO. 3

NTS

NOTES:

1. ALL PILES SHOWN ARE STEEL HP14X117.
   △ INDICATES TEST PILE: C – COMPRESSION, L – LATERAL. SEE GENERAL NOTES FOR ADDITIONAL TEST INFORMATION.
2. ESTIMATED PILE TIP ELEVATION FOR ALL PILES IS -104.50
3. ALL PILES TO BE EQUALLY SPACED ALONG THE RING CON ON PLAN. TOTAL NUMBER OF PILES = 223. PROVIDE PILE CUT-OFF ELEVATIONS AS INDICATED BELOW

| RING | # OF PILES | CUT-OFF EL |
|---|---|---|
| (A) | 6 | EL 13.17 |
| (B) | 12 | EL 13.95 |
| (C) | 17 | EL 14.75 |
| (D) | 22 | EL 15.53 |
| (E) | 28 | EL 16.32 |
| (F) | 34 | EL 17.02 |
| (G) | 34 | EL 17.80 |
| (H) | 34 | EL 18.75 |
| (J) | 34 | EL 19.75 |

THE FOLLOWING SYMBOLS INDICATE SPECIFIC PILE CUT-OFF ELEVATIONS WHEN DIFFERENT THAN THE RING TYPICAL

| SYMBOL | # OF PILES | CUT-OFF EL |
|---|---|---|
| 1 | 10 | EL 8.97 |
| 2 | 3 | EL 7.75 |
| 3 | 3 | EL 7.75 |

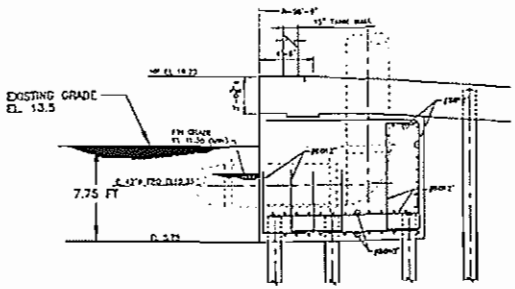


SECTION DETAIL AT BH27
EQUALIZATION TANK SUPPORT

NTS

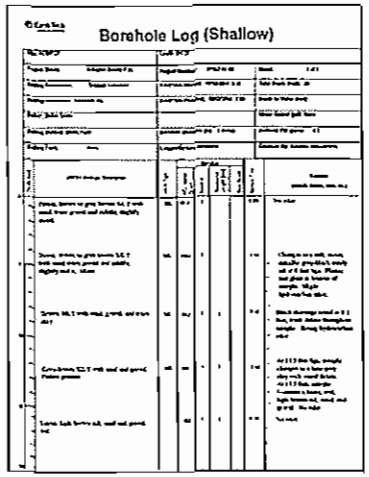


BH27 BOLE LOG

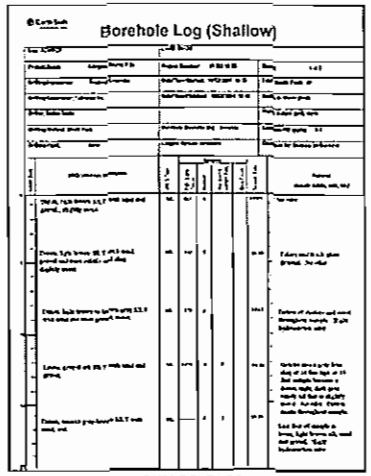


BH28 BOLE LOG

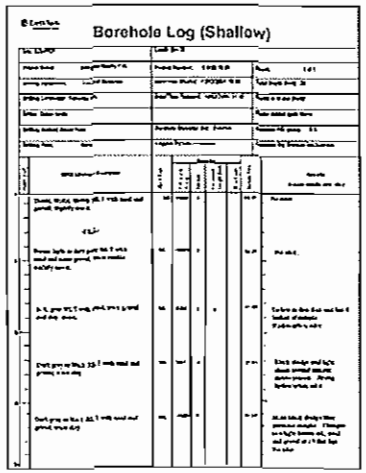


BH29 BOLE LOG

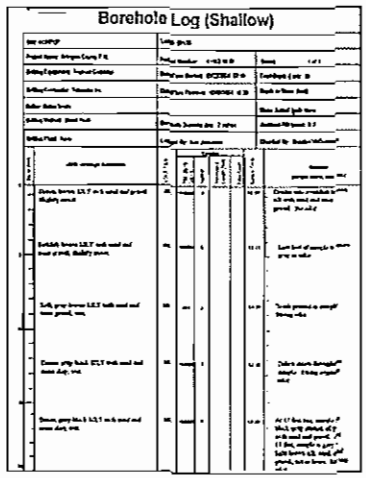


BH30 BOLE LOG

LEGEND

● LOCATION OF HIGH ORGANIC VAPOR

PID PHOTO-IONIZATION DETECTOR

NOTES

1. ALTHOUGH B28, B29, AND B30 HAS A HIGH ORGANIC VAPOR CONCENTRATION, THE AREA WILL NOT BE DISTURBED
2. RING E (EL.14.32) AND G (EL.15.89) CUT-OFF ELEV. IS ABOVE EXISTING GRADE. CONTAMINATED SOIL WILL NOT BE DISTURBED.

RECOMMENDATIONS

1. THE ONLY AREA OF HIGH VAPOR CONCENTRATION THAT WILL BE DISTURBED IS AT BORE BH27. APPROX. 53 CYD OF CONTAMINATED SOIL WILL BE EXCAVATED AND WILL BE DIRECTLY HAULED FROM SITE TO AN APPROVED LANDFILL FACILITY.
2. STOCKPILING CONTAMINATED SOILS IS NOT RECOMMENDED.
3. DUMP TRUCKS SHOULD BE LINED AND PROCEED THROUGH A WASH STATION BEFORE LEAVING THE SITE.
4. AFTER EXCAVATION OF CONTAMINATED AREA IS COMPLETED, UNDERCUT TO ELEV. 4.75 AND INSTALL 4 INCHES OF PEBBLE "QUICKLIME" AND CAP WITH 8 INCHES OF CRUSH RUN STONE. COMPACT PEBBLE QUICKLIME AND CRUSH RUN STONE IN 6 INCH LIFTS.


EARTH TECH
675 NORTH WASHINGTON STREET
SUITE 300
ALEXANDRIA, VA 22314
(703) 549-8728


ARLINGTON COUNTY WPCP UPGRADES

ENVIRONMENTAL ASSESSMENT

PLAN AND PROFILE
HIGH ORGANIC VAPOR LOCATIONS AND DETAILS

DATE 1/97 | COLOR SCHEME | CONTRACT NO. | DRAWN | SCALE NTS | SHEET NO.

FIGURE 3

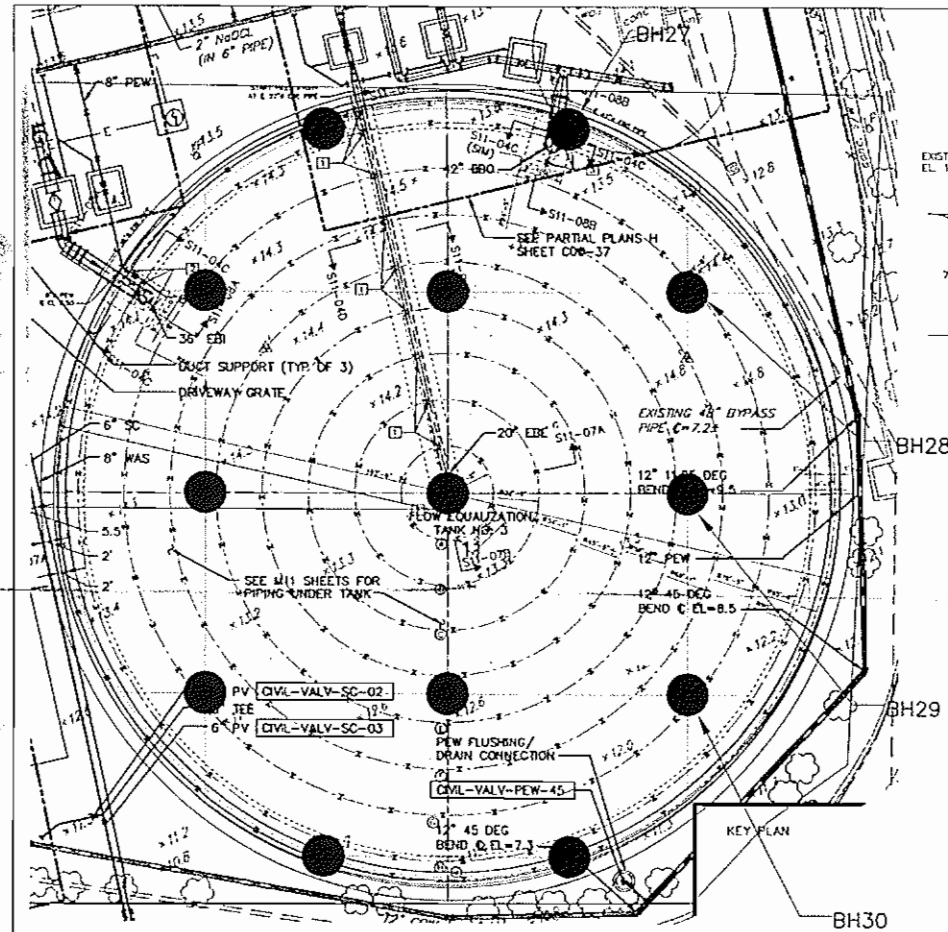


FLOW EQUALIZATION TANK NO. 3

NTS

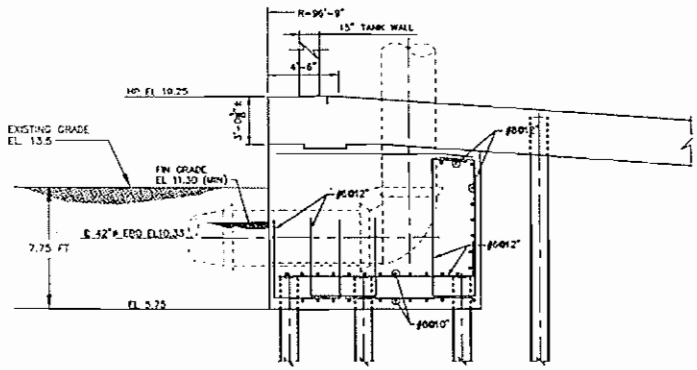


SECTION DETAIL AT BH27
EQUALIZATION TANK SUPPORT

NTS

LEGEND

- ● LOCATION OF HIGH ORGANIC VAPOR
- PID PHOTO-IONIZATION DETECTOR




BH27 BOLE LOG




BH28 BOLE LOG




BH29 BOLE LOG




BH30 BOLE LOG

NOTES

1. ALTHOUGH B28, B29, AND B30 HAS A HIGH ORGANIC VAPOR CONCENTRATION, THE AREA WILL NOT BE DISTURBED
2. RING E (EL.14.32) AND G (EL.15.89) CUT-OFF ELEV. IS ABOVE EXISTING GRADE. CONTAMINATED SOIL WILL NOT BE DISTURBED

RECOMMENDATIONS

1. THE ONLY AREA OF HIGH VAPOR CONCENTRATION THAT WILL BE DISTURBED IS AT BORE BH27. APPROX. 53 CYD OF CONTAMINATED SOIL WILL BE EXCAVATED AND WILL BE DIRECTLY HAULED FROM SITE TO AN APPROVED LANDFILL FACILITY.
2. STOCKPILING CONTAMINATED SOILS IS NOT RECOMMENDED.
3. DUMP TRUCKS SHOULD BE LINED AND PROCEED THROUGH A WASH STATION BEFORE LEAVING THE SITE.
4. AFTER EXCAVATION OF CONTAMINATED AREA IS COMPLETED, UNDERCUT TO ELEV. 4.75 AND INSTALL 4 INCHES OF FEDERAL "QUICKLIME" AND CAP WITH 8 INCHES OF CRUSH RUN STONE. COMPACT FEDERAL QUICKLIME AND CRUSH RUN STONE IN 6 INCH LIFTS.




EARTH TECH
675 NORTH WASHINGTON STREET
SUITE 300
ALEXANDRIA, VA 22314
(703) 549-8726


ARLINGTON COUNTY WPCP UPGRADES

ENVIRONMENTAL ASSESSMENT

PLAN AND PROFILE

HIGH ORGANIC VAPOR LOCATIONS AND DETAILS

SCALE: NTS

FIGURE 3

# Appendix 1

# Borehole Logs

EARTH TECH

# Borehole Log (Shallow)

| | | |
|---|---|---|
| Site: ACWPCP | LocID: BH-01 | |
| Project Name: Arlington County P.M. | Project Number: 61153.10.09 | Sheet: 1 of 1 |
| Drilling Equipment: Tracked Geoprobe | Date/Time Started: 9/29/2004 10:08 | Total Depth (feet): 20 |
| Drilling Contractor: Tidewater Inc. | Date/Time Finished: 9/29/2004 10:35 | Depth to Water (feet): |
| Driller: Stefen Smith | | Water Added (gal): None |
| Drilling Method: Direct Push | Borehole Diameter (in): 2 inches | Ambient PID (ppm): 0.0 |
| Drilling Fluid: None | Logged By: Ken Johnstone | Checked By: Brendan McGuinness |

| Depth (feet) | USCS Lithologic Description | USCS Type | Samples: PID (ppm) Spoon | Number | Recovered Length (feet) | Blow Count | Sample Time | Remarks (sample details, odor, etc.) |
|---|---|---|---|---|---|---|---|---|
| 0 | Medium stiff, light brown SILT with gravel, slightly moist. | ML | 0.0 | 1 | | | 10:08 | |
| | -FILL- | | | | | | | |
| | Soft, light brown SILT with sand and quartz gravel. | ML | 0.0 | 2 | | | 10:12 | Medium quartz gravel at 6 to 6.5 feet bgs. |
| 5 | -FILL- | | | | | | | |
| | Light brown to brown SILT with gravel and sand, moist. | ML | 1.0 | 3 | | | 10:15 | Gravel at 8 to 10 feet bgs, silt grades to gray-brown at 10 to 12 feet, wet at 11 feet, sandy silt at 11 to 12 feet bgs. |
| 10 | Medium soft, gray lean CLAY, trace sand; slightly moist. | CL | 0.0 | 4 | | | 10:20 | Some sand encountered. |
| 15 | Gray SILT with sand, wet. | ML | 1.0 | 5 | 2 | | 10:25 | Grades into gravel-sand-silt at 19 to 20 feet bgs. No odor. |
| 20 | | | | | | | | |

EARTH TECH

# Borehole Log (Shallow)

| | | |
|---|---|---|
| Site: ACWPCP | LocID: BH-02 | |
| Project Name: Arlington County P.M. | Project Number: 61153.10.09 | Sheet: 1 of 1 |
| Drilling Equipment: Tracked Geoprobe | Date/Time Started: 9/29/2004 11:05 | Total Depth (feet): 20 |
| Drilling Contractor: Tidewater Inc. | Date/Time Finished: 9/29/2004 11:35 | Depth to Water (feet): |
| Driller: Stefen Smith | | Water Added (gal): None |
| Drilling Method: Direct Push | Borehole Diameter (in): 2 inches | Ambient PID (ppm): 0.0 |
| Drilling Fluid: None | Logged By: Ken Johnstone | Checked By: Brendan McGuinness |

| Depth (feet) | USCS Lithologic Description | USCS Type | Samples: PID (ppm) Spoon | Samples: Number | Samples: Recovered Length (feet) | Samples: Blow Count | Sample Time | Remarks (sample details, odor, etc.) |
|---|---|---|---|---|---|---|---|---|
| 0 | Medium stiff, light brown SILT with gravel, slightly moist. | ML | 0.0 | 1 | | | 11:05 | Larger gravel beginning at 1 foot bgs. No odor. |
| | Stiff, light brown SILT with gravel. | ML | 0.0 | 2 | | | 11:15 | Silt is brown-black at 7 feet bgs, asphalt gravel, basalt aggregate and slight petroleum odor at 8 feet bgs. |
| 5 | -FILL- | | | | | | | |
| | Gray lean CLAY, moist to wet. Wood chips. | CL | 1.2 | 3 | 3.5 | | 11:20 | Black staining, petroleum odor detected. |
| 10 | | | | | | | | |
| | Gray lean CLAY, moist to wet. | CL | 0.0 | 4 | 3.5 | | 11:30 | Sand with silt and traces of gravel at 15.5 feet bgs. No odor. |
| 15 | | | | | | | | |
| | Loose gray SILT with sand and gravel, wet. | ML | 1.0 | 5 | | | 11:35 | Iron staining; no odor. Terrace deposit. |
| 20 | | | | | | | | |

EARTH TECH

# Borehole Log (Shallow)

| | | |
|---|---|---|
| Site: ACWPCP | LocID: BH-03 | |
| Project Name: Arlington County P.M. | Project Number: 61153.10.09 | Sheet: 1 of 1 |
| Drilling Equipment: Tracked Geoprobe | Date/Time Started: 9/29/2004 11:50 | Total Depth (feet): 20 |
| Drilling Contractor: Tidewater Inc. | Date/Time Finished: 9/29/2004 12:10 | Depth to Water (feet): |
| Driller: Stefen Smith | | Water Added (gal): None |
| Drilling Method: Direct Push | Borehole Diameter (in): 2 inches | Ambient PID (ppm): 0.0 |
| Drilling Fluid: None | Logged By: Ken Johnstone | Checked By: Brendan McGuinness |

| Depth (feet) | USCS Lithologic Description | USCS Type | Samples: PID (ppm) Spoon | Samples: Number | Samples: Recovered Length (feet) | Samples: Blow Count | Sample Time | Remarks (sample details, odor, etc.) |
|---|---|---|---|---|---|---|---|---|
| 0 | Light brown SILT with gravel and trace sand. | ML | 0.0 | 1 | | | 11:50 | Iron staining occurring from 2 to 4 feet bgs. No odor. |
| 5 | Light brown SILT with gravel and trace sand. | ML | 0.0 | 2 | | | 11:55 | Glass, wood, and china in soil; silt becoming dark brown at 7.5 to 8 feet bgs. No odor. |
| | -FILL- | | | | | | | |
| | Dark brown fine SAND with silt. | SM | 0.0 | 3 | 2 | | 12:00 | Wood debris at 11.5 feet bgs. No odor. |
| 10 | Gray lean CLAY, wet. | CL | 0.0 | 4 | 3 | | 12:05 | Sand, silt and gravel at 14.5 feet bgs. No odor. |
| 15 | Dark brown SILT with sand and gravel, wet. | ML | 0.0 | 5 | | | 12:10 | Iron staining; no odor. |
| 20 | | | | | | | | |

EARTH TECH

# Borehole Log (Shallow)

| | | |
|---|---|---|
| Site: ACWPCP | LocID: BH-04 | |
| Project Name: Arlington County P.M. | Project Number: 61153.10.09 | Sheet: 1 of 1 |
| Drilling Equipment: Tracked Geoprobe | Date/Time Started: 9/29/2004 13:20 | Total Depth (feet): 20 |
| Drilling Contractor: Tidewater Inc. | Date/Time Finished: 9/29/2004 13:40 | Depth to Water (feet): |
| Driller: Stefen Smith | | Water Added (gal): None |
| Drilling Method: Direct Push | Borehole Diameter (in): 2 inches | Ambient PID (ppm): 0.0 |
| Drilling Fluid: None | Logged By: Ken Johnstone | Checked By: Brendan McGuinness |

| Depth (feet) | USCS Lithologic Description | USCS Type | Samples: PID (ppm) Spoon | Samples: Number | Samples: Recovered Length (feet) | Samples: Blow Count | Sample Time | Remarks (sample details, odor, etc.) |
|---|---|---|---|---|---|---|---|---|
| 0 | Loose, light brown SILT with gravel. | ML | 0.0 | 1 | | | 13:20 | No odor. |
| 5 | Hard, light brown SILT with sand and gravel, moist. | ML | 0.0 | 2 | | | 13:25 | Gray silt sand encountered at 6 feet bgs. Dark brown sand with glass and cinders at 6.5 feet bgs. Last 6 inches are soft. No odor. |
| 10 | Soft, plastic gray to light brown SILT with sand and wood chips. | ML | 0.0 | 3 | | | 13:30 | No odor. |
| 15 | Dark gray SILT with sand, gravel. Slightly moist. | ML | 0.0 | 4 | | | 13:35 | Grades into a gray lean clay at 15 feet bgs with iron staining and trace glass present; no odor. |
| 20 | Gray lean CLAY. | CL | 0.0 | 5 | | | 13:40 | Gray-black clay, silt, and gravel at 17-18 feet bgs. Light brown silt, sand/quartz gravel, and cobble. No odor. |

EARTH TECH

# Borehole Log (Shallow)

| | | |
|---|---|---|
| Site: ACWPCP | LocID: BH-05 | |
| Project Name: Arlington County P.M. | Project Number: 61153.10.09 | Sheet: 1 of 1 |
| Drilling Equipment: Tracked Geoprobe | Date/Time Started: 9/29/2004 14:00 | Total Depth (feet): 20 |
| Drilling Contractor: Tidewater Inc. | Date/Time Finished: 9/29/2004 14:20 | Depth to Water (feet): |
| Driller: Stefen Smith | | Water Added (gal): None |
| Drilling Method: Direct Push | Borehole Diameter (in): 2 inches | Ambient PID (ppm): 0.0 |
| Drilling Fluid: None | Logged By: Ken Johnstone | Checked By: Brendan McGuinness |

| Depth (feet) | USCS Lithologic Description | USCS Type | Samples: PID (ppm) Spoon | Samples: Number | Samples: Recovered Length (feet) | Samples: Blow Count | Sample Time | Remarks (sample details, odor, etc.) |
|---|---|---|---|---|---|---|---|---|
| 0 | Medium stiff, light brown SILT with sand and gravel. Dry. | ML | 1.5 | 1 | | | 14:00 | No odor. |
| | -FILL- | | | | | | | |
| | Medium stiff, light brown and gray SILT with sand and gravel. Dry. | ML | 5.7 | 2 | | | 14:05 | No odor. |
| 5 | -FILL- | | | | | | | |
| | SILT with sand and gravel. Wet. | ML | | 3 | 0.1 | | 14:10 | |
| 10 | Gray SAND with gravel, trace of silt, wet. | SP | 3.1 | 4 | | | 14:15 | Two feet of void space. No odor. |
| 15 | SILT with sand, wet. | ML | | 5 | | | 14:20 | Gray gravel at 16-19.5 feet bgs; tan silt from 19.5 to 20 feet bgs. No odor. |
| 20 | | | | | | | | |

EARTH TECH

# Borehole Log (Shallow)

| | | |
|---|---|---|
| Site: ACWPCP | LocID: BH-06 | |
| Project Name: Arlington County P.M. | Project Number: 61153.10.09 | Sheet: 1 of 1 |
| Drilling Equipment: Tracked Geoprobe | Date/Time Started: 9/29/2004 14:40 | Total Depth (feet): 20 |
| Drilling Contractor: Tidewater Inc. | Date/Time Finished: 9/29/2004 15:00 | Depth to Water (feet): |
| Driller: Stefen Smith | | Water Added (gal): None |
| Drilling Method: Direct Push | Borehole Diameter (in): 2-inches | Ambient PID (ppm): 0.0 |
| Drilling Fluid: None | Logged By: Ken Johnstone | Checked By: Brendan McGuinness |

| Depth (feet) | USCS Lithologic Description | USCS Type | Samples: PID (ppm) Spoon | Number | Recovered Length (feet) | Blow Count | Sample Time | Remarks (sample details, odor, etc.) |
|---|---|---|---|---|---|---|---|---|
| 0 | Stiff, dense brown SILT with gravel, slightly moist. | ML | 0.0 | 1 | | | 14:40 | Iron staining, no odor. |
| 5 | Stiff, dense brown SILT with gravel, slightly moist. | ML | 0.0 | 2 | | | 14:45 | Grades to dark brown at 6 feet bgs, very moist and plastic, no odor. |
| 10 | Stiff, dense brown SILT with gravel, slightly moist. | ML | 0.0 | 3 | 0.5 | | 14:50 | Wood, cinder, and china in last 2 inches. |
| 15 | Gray-brown SAND with gravel and trace silt. | SP | 0.0 | 4 | 2 | | 14:55 | Glass, china, and cinder present for about 5 inches. No odor. |
| 20 | Gray SILT with sand. | ML | 0.0 | 5 | | | 15:00 | Loose, wet gravel at 16-18.5 feet bgs. Light brown saturated sand, silt and gravel; no odor. |

EARTH TECH

# Borehole Log (Shallow)

| | | |
|---|---|---|
| Site: ACWPCP | LocID: BH-07 | |
| Project Name: Arlington County P.M. | Project Number: 61153.10.09 | Sheet: 1 of 2 |
| Drilling Equipment: Tracked Geoprobe | Date/Time Started: 9/29/2004 15:25 | Total Depth (feet): 20 |
| Drilling Contractor: Tidewater Inc. | Date/Time Finished: 9/29/2004 15:40 | Depth to Water (feet): |
| Driller: Stefen Smith | | Water Added (gal): None |
| Drilling Method: Direct Push | Borehole Diameter (in): 2 inches | Ambient PID (ppm): 0.0 |
| Drilling Fluid: None | Logged By: Ken Johnstone | Checked By: Brendan McGuinness |

| Depth (feet) | USCS Lithologic Description | USCS Type | Samples: PID (ppm) Spoon | Samples: Number | Samples: Recovered Length (feet) | Samples: Blow Count | Sample Time | Remarks (sample details, odor, etc.) |
|---|---|---|---|---|---|---|---|---|
| 0 | Dense light brown SILT with gravel and sand, slightly moist. | ML | 0.0 | 1 | | | 15:25 | No odor. |
| | -FILL- | | | | | | | |
| 5 | Dense light to dark brown SILT with sand and brown gravel. Slightly moist. | ML | 0.0 | 2 | | | 15:30 | Iron staining. |
| | Dense light to dark brown SILT with sand and brown gravel. Slightly moist. | ML | 3.3 | 3 | 1 | | 15:35 | Wood, cinder, and glass in last 6 inches. Hydrocarbon odor. |
| 10 | Loose gray to light brown SAND with gravel, cobbles, and trace silt, wet. | SP | 0.0 | 4 | 1 | | 15:40 | No odor. |
| 15 | Soft, gray lean CLAY with gravel; wet. | CL | 0.0 | 5 | | | 15:40 | Light brown silt sand, gravel, and cobbles at 17.5 feet bgs. Very wet, no odor. |
| 20 | | | | | | | | |

EARTH TECH

# Borehole Log (Shallow)

| Site: ACWPCP | | LocID: BH-07 | | | |
|---|---|---|---|---|---|
| Project Name: | Arlington County P.M. | Project Number: | 61153.10.09 | Sheet: | 2 of 2 |

Sample from 4 to 8 feet bgs showing color change from brown to gray. A petroleum odor was noted.

EARTH TECH

# Borehole Log (Shallow)

| | | |
|---|---|---|
| Site: ACWPCP | LocID: BH-08 | |
| Project Name: Arlington County P.M. | Project Number: 61153.10.09 | Sheet: 1 of 1 |
| Drilling Equipment: Tracked Geoprobe | Date/Time Started: 9/30/2004 13:40 | Total Depth (feet): 20 |
| Drilling Contractor: Tidewater Inc. | Date/Time Finished: 9/30/2004 14:00 | Depth to Water (feet): |
| Driller: Stefen Smith | | Water Added (gal): None |
| Drilling Method: Direct Push | Borehole Diameter (in): 2 inches | Ambient PID (ppm): 0.0 |
| Drilling Fluid: None | Logged By: Ken Johnstone | Checked By: Brendan McGuinness |

| Depth (feet) | USCS Lithologic Description | USCS Type | Samples: PID (ppm) Spoon | Samples: Number | Samples: Recovered Length (feet) | Samples: Blow Count | Sample Time | Remarks (sample details, odor, etc.) |
|---|---|---|---|---|---|---|---|---|
| 0 | Dense, light brown SILT with sand and trace gravel; slightly moist. | ML | 0.0 | 1 | | | 13:40 | No odor. |
| 5 | Dense, light brown SILT with sand and trace gravel. Slightly moist. | ML | 6.7 | 2 | | | 13:45 | |
| 10 | Gray GRAVEL with sand and trace silt. | GM | 0.0 | 3 | 3 | | 13:50 | Wood, cinder and iron staining present at 10 feet bgs. At 11 feet, sample is a dark gray silt with sand and trace clay. No odor. |
| 15 | Dense, dark brown SILT with sand and gravel. Wet. | ML | 0.0 | 4 | | | 13:55 | Becomes a dense gray lean clay, slightly moist, at 13 feet. No odor. |
| 20 | Lean gray CLAY with silt, sand and gravel. | CL | 0.0 | 5 | | | 14:00 | Silt, sand and gravel exists in a 6 inch section. Trace clay at 18 feet; sample is light brown, loose and wet at 19 feet. No odor. |

EARTH TECH

# Borehole Log (Shallow)

| | | |
|---|---|---|
| Site: ACWPCP | LocID: BH-09 | |
| Project Name: Arlington County P.M. | Project Number: 61153.10.09 | Sheet: 1 of 1 |
| Drilling Equipment: Tracked Geoprobe | Date/Time Started: 9/29/2004 1720 | Total Depth (feet): 20 |
| Drilling Contractor: Tidewater Inc. | Date/Time Finished: 9/29/2004 17:40 | Depth to Water (feet): |
| Driller: Stefen Smith | | Water Added (gal): None |
| Drilling Method: Direct Push | Borehole Diameter (in): 2-inches | Ambient PID (ppm): 0.0 |
| Drilling Fluid: None | Logged By: Ken Johnstone | Checked By: Brendan McGuinness |

| Depth (feet) | USCS Lithologic Description | USCS Type | Samples: PID (ppm) Spoon | Samples: Number | Samples: Recovered Length (feet) | Samples: Blow Count | Sample Time | Remarks (sample details, odor, etc.) |
|---|---|---|---|---|---|---|---|---|
| 0 | Dense light to dark brown SILT with sand and quartz gravel, slightly moist. | ML | 0.0 | 1 | | | 17:20 | No odor. |
| 5 | Dense light to dark brown SILT with sand and gravel, slightly moist. | ML | 0.0 | 2 | | | 17:25 | |
| | Dense light to dark brown SILT with sand and quartz gravel, slightly moist. | ML | 0.0 | 3 | 3 | | 17:30 | Wood, cinder, metal, and glass at 10.5-11 feet bgs. Becomes gray, more soft and saturated at 11 feet. |
| 10 | Dense gray SILT with sand; moist. | ML | 0.0 | 4 | | | 17:35 | Becomes a gray lean, plastic clay at 13 feet. No odor. |
| 15 | Dense, soft, gray SILT with sand and trace clay; moist. | ML | 11.0 | 5 | | | 17:40 | Grades to a light brown silt with sand and quartz gravel. Wet with no odor. |
| 20 | | | | | | | | |

EARTH TECH

# Borehole Log (Shallow)

| | | |
|---|---|---|
| Site: ACWPCP | LocID: BH-10 | |
| Project Name: Arlington County P.M. | Project Number: 61153.10.09 | Sheet: 1 of 1 |
| Drilling Equipment: Tracked Geoprobe | Date/Time Started: 9/30/2004 8:55 | Total Depth (feet): 20 |
| Drilling Contractor: Tidewater Inc. | Date/Time Finished: 9/30/2004 9:15 | Depth to Water (feet): |
| Driller: Stefen Smith | | Water Added (gal): None |
| Drilling Method: Direct Push | Borehole Diameter (in): 2-inches | Ambient PID (ppm): 0.0 |
| Drilling Fluid: None | Logged By: Ken Johnstone | Checked By: Brendan McGuinness |

| Depth (feet) | USCS Lithologic Description | USCS Type | Samples: PID (ppm) Spoon | Number | Recovered Length (feet) | Blow Count | Sample Time | Remarks (sample details, odor, etc.) |
|---|---|---|---|---|---|---|---|---|
| 0 | Dense light brown SILT with sand and gravel; slightly moist. | ML | 0.0 | 1 | | | 8:55 | Glass and cinders at 3-4 inches. No odor. |
| 5 | Dense gray-brown SILT with sand and gravel; slightly moist. | ML | 0.0 | 2 | 1.5 | | 9:00 | Iron staining. |
| 10 | Dense gray-brown SILT with sand and gravel; slightly moist. | ML | 9.6 | 3 | 2 | | 9:05 | Iron staining. No odor. |
| | No recovery. Very soft soil; water encountered. | | | 4 | | | 9:10 | |
| 15 | Dense, lean gray CLAY; slightly moist. | CL | 0.0 | 5 | 2 | | 9:15 | Becomes loose silt, sand, and gravel with trace quartz cobble; wet. No odor. |
| 20 | | | | | | | | |

EARTH TECH

# Borehole Log (Shallow)

| | | |
|---|---|---|
| Site: ACWPCP | LocID: BH-11 | |
| Project Name: Arlington County P.M. | Project Number: 61153.10.09 | Sheet: 1 of 1 |
| Drilling Equipment: Tracked Geoprobe | Date/Time Started: 9/30/2004 9:25 | Total Depth (feet): 20 |
| Drilling Contractor: Tidewater Inc. | Date/Time Finished: 9/30/2004 9:45 | Depth to Water (feet): |
| Driller: Stefen Smith | | Water Added (gal): None |
| Drilling Method: Direct Push | Borehole Diameter (in): 2-inches | Ambient PID (ppm): 0.0 |
| Drilling Fluid: None | Logged By: Ken Johnstone | Checked By: Brendan McGuinness |

| Depth (feet) | USCS Lithologic Description | USCS Type | Samples: PID (ppm) Spoon | Samples: Number | Samples: Recovered Length (feet) | Samples: Blow Count | Sample Time | Remarks (sample details, odor, etc.) |
|---|---|---|---|---|---|---|---|---|
| 0 | Loose, medium to dark brown SILT with gravel and trace sand and cobble. | ML | 0.0 | 1 | | | 9:25 | Cinder and glass. No odor. |
| 5 | Dense, brown SILT with sand and gravel; slightly moist. | ML | 0.0 | 2 | | | 9:30 | No odor. |
| 10 | Dense, brown SILT with sand and gravel; slightly moist. | ML | 0.0 | 3 | 2.5 | | 9:35 | At 9.5 feet bgs, soil becomes gray with less gravel. At 11 feet, cinder wood and glass are present; sample is brown-black, wet and loose. No odor. |
| 15 | Dense, dark brown SILT with sand and gravel; moist. | ML | 0.0 | 4 | | | 9:40 | Becomes a dark gray silt with traces of sand, clay and gravel at 14.5 feet. Trash is present. No odor. |
| 20 | Dark gray to dark brown SILT with some sand and gravel; very wet. | ML | 131.0 | 5 | | | 9:45 | Glass and cinder present. At 18 feet bgs, sample is light brown with iron staining. Silt, sand, and gravel are present. Wet, with tightly spaced quartz gravel. No odor. |

EARTH TECH

# Borehole Log (Shallow)

| | | |
|---|---|---|
| Site: ACWPCP | LocID: BH-12 | |
| Project Name: Arlington County P.M. | Project Number: 61153.10.09 | Sheet: 1 of 3 |
| Drilling Equipment: Tracked Geoprobe | Date/Time Started: 9/30/2004 10:30 | Total Depth (feet): 20 |
| Drilling Contractor: Tidewater Inc. | Date/Time Finished: 9/30/2004 10:50 | Depth to Water (feet): |
| Driller: Stefen Smith | | Water Added (gal): None |
| Drilling Method: Direct Push | Borehole Diameter (in): 2-inches | Ambient PID (ppm): 0.0 |
| Drilling Fluid: None | Logged By: Ken Johnstone | Checked By: Brendan McGuinness |

| Depth (feet) | USCS Lithologic Description | USCS Type | Samples: PID (ppm) Scan | Samples: Number | Samples: Recovered Length (feet) | Samples: Blow Count | Sample Time | Remarks (sample details, odor, etc.) |
|---|---|---|---|---|---|---|---|---|
| 0 | Dense, light brown SILT with sand and gravel. Slightly moist. | ML | 0.0 | 1 | | | 10:30 | Asphalt present in first foot. No odor. |
| 5 | Dense, light brown SILT with sand and gravel. Slightly moist. | ML | 59.1 | 2 | | | 10:35 | Sample becomes more gray from 6-8 feet bgs. Iron staining present. |
| 10 | Dense, light brown SILT with sand and gravel. Slightly moist. | ML | 0.0 | 3 | 1 | | 10:40 | Metal, wood, and cinder in last 6 inches. No odor. |
| 15 | Stiff, dark brown-gray SILT with sand and trace clay and gravel. Wet. | ML | 267.0 | 4 | | | 10:40 | Glass, metal, cinder and wood present. No odor. |
| 20 | Dense, soft dark brown-gray SILT with sand and gravel. Wet. | ML | 152.0 | 5 | | | 10:50 | At 17 feet bgs, sample is a loose, saturated, light brown silt, with sand and gravel. No odor. |

EARTH TECH

# Borehole Log (Shallow)

| Site: ACWPCP | | LocID: BH-12 | | | |
|---|---|---|---|---|---|
| Project Name: | Arlington County P.M. | Project Number: | 61153.10.09 | Sheet: | 2 of 3 |



Sample taken from 12 to 16 feet bgs displaying silt, sand, gravel and debris.

EARTH TECH

# Borehole Log (Shallow)

| | | | | | |
|---|---|---|---|---|---|
| Site: ACWPCP | | LocID: BH-12 | | | |
| Project Name: | Arlington County P.M. | Project Number: | 61153.10.09 | Sheet: | 3 of 3 |

Sample taken from 12 to 16 feet bgs.

EARTH TECH

# Borehole Log (Shallow)

| | | |
|---|---|---|
| Site: ACWPCP | LocID: BH-13 | |
| Project Name: Arlington County P.M. | Project Number: 61153.10.09 | Sheet: 1 of 3 |
| Drilling Equipment: Tracked Geoprobe | Date/Time Started: 9/30/2004 11:00 | Total Depth (feet): 20 |
| Drilling Contractor: Tidewater Inc. | Date/Time Finished: 9/30/2004 11:40 | Depth to Water (feet): |
| Driller: Stefen Smith | | Water Added (gal): None |
| Drilling Method: Direct Push | Borehole Diameter (in): 2-inches | Ambient PID (ppm): 0.0 |
| Drilling Fluid: None | Logged By: Ken Johnstone | Checked By: Brendan McGuinness |

| Depth (feet) | USCS Lithologic Description | USCS Type | Samples: PID (ppm) Spoon | Samples: Number | Samples: Recovered Length (feet) | Samples: Blow Count | Sample Time | Remarks (sample details, odor, etc.) |
|---|---|---|---|---|---|---|---|---|
| 0 | Dense, light brown SILT with sand and gravel. Slightly moist. | ML | 0.0 | 1 | | | 11:00 | Glass pieces are present. No odor. |
| 5 | Dense, light brown SILT with sand and gravel. Slightly moist. | ML | 0.0 | 2 | | | 11:05 | Quartz gravel at 4-6 feet bgs. Gray silt with sand and trace gravel, iron staining at 6 feet. Glass in last 6 inches. |
| | Dense to loose, brown-black SILT with sand and gravel. | ML | 0.0 | 3 | 2 | | 11:10 | Metal, metal, and paint. Slight hydrocarbon odor. |
| 10 | Dense soft dark brown SILT with sand and gravel. Wet. | ML | 26.7 | 4 | 2 | | 11:10 | No odor. |
| 15 | Soft, brown SILT, sand, and gravel. Wet. | ML | 0.0 | 5 | | | 11:20 | At 18 feet bgs, sample becomes light brown. No odor. Terrace deposits. |
| 20 | | | | | | | | |

EARTH TECH

# Borehole Log (Shallow)

| Site: ACWPCP | | LocID: BH-13 | | | |
|---|---|---|---|---|---|
| Project Name: | Arlington County P.M. | Project Number: | 61153.10.09 | Sheet: | 2 of 3 |

Sample displaying iron staining and glass debris from 4 to 8 feet bgs.

EARTH TECH

# Borehole Log (Shallow)

| Site: ACWPCP | | LocID: BH-13 | | | |
|---|---|---|---|---|---|
| Project Name: | Arlington County P.M. | Project Number: | 61153.10.09 | Sheet: | 3 of 3 |

Glass and metal present in sample with hydrocarbon odor; 8 to 12 feet bgs.

EARTH TECH

# Borehole Log (Shallow)

| | | |
|---|---|---|
| Site: ACWPCP | LocID: BH-14 | |
| Project Name: Arlington County P.M. | Project Number: 61153.10.09 | Sheet: 1 of 1 |
| Drilling Equipment: Tracked Geoprobe | Date/Time Started: 9/30/2004 15:10 | Total Depth (feet): 20 |
| Drilling Contractor: Tidewater Inc. | Date/Time Finished: 9/30/2004 15:30 | Depth to Water (feet): |
| Driller: Stefen Smith | Note: Surface is 4 feet above where drilling begins. | Water Added (gal): None |
| Drilling Method: Direct Push | Borehole Diameter (in): 2-inches | Ambient PID (ppm): 0.0 |
| Drilling Fluid: None | Logged By: Ken Johnstone | Checked By: Brendan McGuinness |

| Depth (feet) | USCS Lithologic Description | USCS Type | Samples: PID (ppm) Spoon | Samples: Number | Samples: Recovered Length (feet) | Samples: Blow Count | Sample Time | Remarks (sample details, odor, etc.) |
|---|---|---|---|---|---|---|---|---|
| 0 | Gray-brown SILT with sand and gravel. | ML | | 1 | 1 | | 15:10 | Organics and glass present. No odor. |
| 5 | Gray-black SILT with sand and gravel; wet. | ML | 6.5 | 2 | 2 | | 15:15 | Pieces of red brick at bottom of sample. No odor. |
| 10 | Soft, gray-black SILT with sand and gravel; wet. | ML | 0.0 | 3 | 3 | | 15:20 | More brown in color starting at 9 feet bgs. Quartz gravel apparent in last foot; wood and cinder in last 0.5 feet. No odor. |
| 15 | Soft, gray SILT with sand and trace clay. | ML | 2.3 | 4 | | | 15:25 | At 12.5 feet bgs, and interface of wood, glass, cinder and other debris occurs for 6 inches. No odor. |
| 20 | Soft, gray SILT with sand and trace clay. | ML | 2.5 | 5 | 2 | | 15:30 | Six inches of glass and debris at top of sample. |

EARTH TECH

# Borehole Log (Shallow)

| | | |
|---|---|---|
| Site: ACWPCP | LocID: BH-15 | |
| Project Name: Arlington County P.M. | Project Number: 61153.10.09 | Sheet: 1 of 1 |
| Drilling Equipment: Tracked Geoprobe | Date/Time Started: 9/30/2004 15:50 | Total Depth (feet): 20 |
| Drilling Contractor: Tidewater Inc. | Date/Time Finished: 9/30/2004 16:10 | Depth to Water (feet): |
| Driller: Stefen Smith | | Water Added (gal): None |
| Drilling Method: Direct Push | Borehole Diameter (in): 2-inches | Ambient PID (ppm): 0.0 |
| Drilling Fluid: None | Logged By: Ken Johnstone | Checked By: Brendan McGuinness |

| Depth (feet) | USCS Lithologic Description | USCS Type | Samples: PID (ppm) Spoon | Samples: Number | Samples: Recovered Length (feet) | Samples: Blow Count | Sample Time | Remarks (sample details, odor, etc.) |
|---|---|---|---|---|---|---|---|---|
| 0 | Soft brown SILT with sand and gravel; slightly moist. | ML | | 1 | 0.5 | | 15:50 | No odor. |
| | No recovery. | | | 2 | | | 15:55 | |
| 5 | | | | | | | | |
| | Dense, light brown to dark gray SILT with sand and gravel. Moist. | ML | | 3 | 3 | | 16:00 | Slight petroleum odor. |
| 10 | | | | | | | | |
| | Dense, light brown to dark gray SILT with sand and gravel. Moist. | ML | | 4 | | | 16:05 | No odor. |
| 15 | | | | | | | | |
| | Brittle, soft dark brown SILT with sand, gravel, and trace clay. Wet. | ML | | 5 | | | 16:10 | No odor. |
| 20 | | | | | | | | |

EARTH TECH

# Borehole Log (Shallow)

| | | |
|---|---|---|
| Site: ACWPCP | LocID: BH-16 | |
| Project Name: Arlington County P.M. | Project Number: 61153.10.09 | Sheet: 1 of 1 |
| Drilling Equipment: Tracked Geoprobe | Date/Time Started: 9/30/2004 16:35 | Total Depth (feet): |
| Drilling Contractor: Tidewater Inc. | Date/Time Finished: 9/30/2004 17:00 | Depth to Water (feet): 20 |
| Driller: Stefen Smith | | Water Added (gal): None |
| Drilling Method: Direct Push | Borehole Diameter (in): 2-inches | Ambient PID (ppm): 0.0 |
| Drilling Fluid: None | Logged By: Ken Johnstone | Checked By: Brendan McGuinness |

| Depth (feet) | USCS Lithologic Description | USCS Type | Samples: PID (ppm) Spoon | Samples: Number | Samples: Recovered Length (feet) | Samples: Blow Count | Sample Time | Remarks (sample details, odor, etc.) |
|---|---|---|---|---|---|---|---|---|
| 0 | Dense, light brown SILT with sand and gravel. Slightly moist. | ML | 0.0 | 1 | | | 16:35 | No odor. |
| 5 | Dense, light brown SILT with sand and gravel; moist. | ML | 2.9 | 2 | | | 16:40 | At 6 feet bgs, sample changes to dark gray-black with a petroleum odor. |
| 10 | Dense, light brown SILT with sand and gravel; moist. | ML | 0.0 | 3 | 2 | | 16:45 | Red brick pieces exist for a 3 inch interval. No odor. |
| 15 | Dense,soft, light brown SILT with sand and gravel; wet. | ML | 0.0 | 4 | 3 | | 16:50 | No odor. |
| 20 | Soft, gray-black SILT with sand and gravel; wet. | ML | 0.0 | 5 | 1.5 | | 17:00 | No odor. |

EARTH TECH

# Borehole Log (Shallow)

| | | |
|---|---|---|
| Site: ACWPCP | LocID: BH-17 | |
| Project Name: Arlington County P.M. | Project Number: 61153.10.09 | Sheet: 1 of 1 |
| Drilling Equipment: Tracked Geoprobe | Date/Time Started: 9/30/2004 17:20 | Total Depth (feet): 20 |
| Drilling Contractor: Tidewater Inc. | Date/Time Finished: 9/30/2004 17:50 | Depth to Water (feet): |
| Driller: Stefen Smith | | Water Added (gal): None |
| Drilling Method: Direct Push | Borehole Diameter (in): 2-inches | Ambient PID (ppm): 0.0 |
| Drilling Fluid: None | Logged By: Ken Johnstone | Checked By: Brendan McGuinness |

| Depth (feet) | USCS Lithologic Description | USCS Type | Samples: PID (ppm) Spoon | Samples: Number | Samples: Recovered Length (feet) | Samples: Blow Count | Sample Time | Remarks (sample details, odor, etc.) |
|---|---|---|---|---|---|---|---|---|
| 0 | Plastic GRAVEL. | GM | | 1 | 0.1 | | 17:20 | Void space. |
| | No recovery. | | | 2 | 0 | | 17:23 | |
| 5 | Soft, brown-gray SILT with sand and gravel; wet. | ML | 4.4 | 3 | 1.5 | | 17:30 | No odor. |
| 10 | Soft, brown-gray SILT with sand and gravel; wet. | ML | 0.0 | 4 | 1.5 | | 17:40 | |
| 15 | Soft, brown-gray SILT with sand and gravel; wet. | ML | 0.0 | 5 | 2 | | 17:50 | No odor. |
| 20 | | | | | | | | |

EARTH TECH

# Borehole Log (Shallow)

| | | |
|---|---|---|
| Site: ACWPCP | LocID: BH-18 | |
| Project Name: Arlington County P.M. | Project Number: 61153.10.09 | Sheet: 1 of 2 |
| Drilling Equipment: Tracked Geoprobe | Date/Time Started: 10/01/2004 10:15 | Total Depth (feet): 20 |
| Drilling Contractor: Tidewater Inc. | Date/Time Finished: 10/01/2004 10:35 | Depth to Water (feet): |
| Driller: Stefen Smith | | Water Added (gal): None |
| Drilling Method: Direct Push | Borehole Diameter (in): 2-inches | Ambient PID (ppm): 0.0 |
| Drilling Fluid: None | Logged By: Ken Johnstone | Checked By: Brendan McGuinness |

| Depth (feet) | USCS Lithologic Description | USCS Type | Samples: PID (ppm) Spoon | Samples: Number | Samples: Recovered Length (feet) | Samples: Blow Count | Sample Time | Remarks (sample details, odor, etc.) |
|---|---|---|---|---|---|---|---|---|
| 0 | Dense, light brown SILT with sand, gravel, and trace quartz cobble. Slightly moist. | ML | 0.0 | 1 | | | 10:15 | No odor. |
| 5 | Light brown SILT with sand, gravel, organics and debris; slightly moist. | ML | 0.0 | 2 | | | 10:20 | First 0.5 feet has a dark brown-black color. |
| 10 | Dense, light brown SILT with sand and trace gravel; slightly moist. | ML | 0.0 | 3 | 2 | | 10:25 | Sample color becomes black at 11.5 feet bgs, with glass and cinder debris. No odor. |
| 15 | Soft, light brown SILT with sand and trace gravel; wet. | ML | 0.0 | 4 | | | 10:30 | Glass, cinder, china, and metal exist in sample; black water is around core. Becomes a lean gray clay with black sludge around core at 14 feet. |
| 20 | Soft, lean gray CLAY. | CL | 0.0 | 5 | 3 | | 10:35 | Debris layer at 16 feet bgs. Bottom 2 inches of sample has gravel and sand. |

EARTH TECH

# Borehole Log (Shallow)

| Site: ACWPCP | | LocID: BH-18 | | | |
|---|---|---|---|---|---|
| Project Name: | Arlington County P.M. | Project Number: | 61153.10.09 | Sheet: | 2 of 2 |

Section taken from 4 to 8 feet bgs showing organics, debris, and color change.

EARTH TECH

# Borehole Log (Shallow)

| | | |
|---|---|---|
| Site: ACWPCP | LocID: BH-19 | |
| Project Name: Arlington County P.M. | Project Number: 61153.10.09 | Sheet: 1 of 1 |
| Drilling Equipment: Tracked Geoprobe | Date/Time Started: 10/01/2004 10:45 | Total Depth (feet): 20 |
| Drilling Contractor: Tidewater Inc. | Date/Time Finished: 10/01/2004 11:10 | Depth to Water (feet): |
| Driller: Stefen Smith | | Water Added (gal): None |
| Drilling Method: Direct Push | Borehole Diameter (in): 2-inches | Ambient PID (ppm): 0.0 |
| Drilling Fluid: None | Logged By: Ken Johnstone | Checked By: Brendan McGuinness |

| Depth (feet) | USCS Lithologic Description | USCS Type | Samples: PID (ppm) Spoon | Number | Recovered Length (feet) | Blow Count | Sample Time | Remarks (sample details, odor, etc.) |
|---|---|---|---|---|---|---|---|---|
| 0 | Dense, light brown to gray SILT with sand, gravel, and trace quartz cobbles. Slightly moist. | ML | 0.0 | 1 | | | 10:45 | No odor. |
| 5 | Dense, light brown to gray SILT with sand and gravel. Slightly moist. | ML | 0.0 | 2 | | | 10:50 | Changes to a slightly moist, gray, sandy silt with iron staining at 7.5 feet bgs. |
| 10 | Loose light brown SILT with sand and trace gravel; very wet. | ML | 0.0 | 3 | | | 10:55 | Sample becomes more gray and sandy with depth. Iron staining is at 9-11 feet, with debris occurring at 11 feet. |
| 15 | Light brown SILT with sand, gravel, and gray lean clay. | ML | 0.0 | 4 | | | 11:00 | Sample becomes a gray lean clay at 13.5 feet, with black sludge around the core. At 14.5 feet, sample is a dark gray to brown silt. |
| 20 | Loose, brown to gray SILT with sand and gravel; wet. | ML | 0.0 | 5 | | | 11:10 | Grades into a light brown, loose silt with sand and gravel. Debris exists in the first 6 inches. |

EARTH TECH

# Borehole Log (Shallow)

| | | |
|---|---|---|
| Site: ACWPCP | LocID: BH-20 | |
| Project Name: Arlington County P.M. | Project Number: 61153.10.09 | Sheet: 1 of 1 |
| Drilling Equipment: Tracked Geoprobe | Date/Time Started: 10/01/2004 11:50 | Total Depth (feet): 20 |
| Drilling Contractor: Tidewater Inc. | Date/Time Finished: 10/01/2004 12:10 | Depth to Water (feet): |
| Driller: Stefen Smith | | Water Added (gal): None |
| Drilling Method: Direct Push | Borehole Diameter (in): 2-inches | Ambient PID (ppm): 0.0 |
| Drilling Fluid: None | Logged By: Ken Johnstone | Checked By: Brendan McGuinness |

| Depth (feet) | USCS Lithologic Description | USCS Type | Samples: PID (ppm) Spoon | Samples: Number | Samples: Recovered Length (feet) | Samples: Blow Count | Sample Time | Remarks (sample details, odor, etc.) |
|---|---|---|---|---|---|---|---|---|
| 0 | Dense, light brown SILT with sand and gravel; slightly moist. | ML | 0.0 | 1 | | | 11:50 | No odor. |
| 5 | Dense, light brown SILT with sand and gravel; slightly moist. | ML | 0.0 | 2 | | | 11:55 | Some gray- and iron-staining present. |
| | Dense, soft, light brown to gray SILT with sand and trace gravel; slightly moist. | ML | 0.0 | 3 | 3 | | 12:00 | At 11 feet bgs, sample becomes black silt with a section of debris. No odor. |
| 10 | Dense, soft, black SILT with sand, trace gravel and clay; wet. | ML | 0.0 | 4 | 1.5 | | 12:05 | Black sludge around core; no odor. |
| 15 | Gray-brown SILT with sand and gravel; wet. | ML | 0.0 | 5 | 3 | | 12:10 | At 18.5 feet bgs, sample becomes loose, light brown, and saturated with trace cobble. No odor. Terrace deposit. |
| 20 | | | | | | | | |

EARTH TECH

# Borehole Log (Shallow)

| | | |
|---|---|---|
| Site: ACWPCP | LocID: BH-21 | |
| Project Name: Arlington County P.M. | Project Number: 61153.10.09 | Sheet: 1 of 1 |
| Drilling Equipment: Tracked Geoprobe | Date/Time Started: 10/01/2004 12:35 | Total Depth (feet): 20 |
| Drilling Contractor: Tidewater Inc. | Date/Time Finished: 10/01/2004 12:55 | Depth to Water (feet): |
| Driller: Stefen Smith | | Water Added (gal): None |
| Drilling Method: Direct Push | Borehole Diameter (in): 2-inches | Ambient PID (ppm): 0.0 |
| Drilling Fluid: None | Logged By: Ken Johnstone | Checked By: Brendan McGuinness |

| Depth (feet) | USCS Lithologic Description | USCS Type | Samples: PID (ppm) Spoon | Samples: Number | Samples: Recovered Length (feet) | Samples: Blow Count | Sample Time | Remarks (sample details, odor, etc.) |
|---|---|---|---|---|---|---|---|---|
| 0 | Dense, brown SILT with sand and gravel. Slightly moist. | ML | | 1 | | | 12:35 | No odor. |
| | No recovery. | | | 2 | | | 12:40 | |
| 5 | Dense, brown SILT with sand and gravel. Slightly moist. | ML | | 3 | 3 | | 12:45 | Sample is laden with debris at 11 feet bgs. |
| 10 | Loose, black SILT with sand, gravel, and debris. Wet. | ML | | 4 | | | 12:50 | No odor. |
| 15 | Loose, black SILT with sand, gravel, and debris. Wet. | ML | | 5 | | | 12:55 | At 17 feet, sample becomes a lean clay with black sludge. At 18 feet, sample is a loose, light brown silt with sand, gravel and trace cobble. Saturated. |
| 20 | | | | | | | | |

EARTH TECH

# Borehole Log (Shallow)

| | | |
|---|---|---|
| Site: ACWPCP | LocID: BH-22 | |
| Project Name: Arlington County P.M. | Project Number: 61153.10.09 | Sheet: 1 of 1 |
| Drilling Equipment: Tracked Geoprobe | Date/Time Started: 10/01/2004 13:00 | Total Depth (feet): 20 |
| Drilling Contractor: Tidewater Inc. | Date/Time Finished: 10/01/2004 13:20 | Depth to Water (feet): |
| Driller: Stefen Smith | | Water Added (gal): None |
| Drilling Method: Direct Push | Borehole Diameter (in): 2-inches | Ambient PID (ppm): 0.0 |
| Drilling Fluid: None | Logged By: Ken Johnstone | Checked By: Brendan McGuinness |

| Depth (feet) | USCS Lithologic Description | USCS Type | Samples: PID (ppm) Spoon | Samples: Number | Samples: Recovered Length (feet) | Samples: Blow Count | Sample Time | Remarks (sample details, odor, etc.) |
|---|---|---|---|---|---|---|---|---|
| 0 | Dense, light brown-gray SILT with sand and trace gravel. Slightly moist. | ML | 0.0 | 1 | | | 13:00 | No odor. At 3 feet bgs, sample becomes dark brown with sand and gravel. |
| 5 | Dense, brown SILT with sand and gravel; slightly moist. | ML | 7.2 | 2 | | | 13:05 | At 5 feet bgs, sample changes to gray with trace gravel. No odor. |
| 10 | Brown SILT with sand and gravel; debris. | ML | 0.0 | 3 | | | 13:10 | Sample grades into a dark gray silt with sand and trace gravel. |
| 15 | Loose, brown-gray SILT with sand and gravel; wet. | ML | 1.7 | 4 | 2 | | 13:15 | No odor. |
| 20 | Loose, brown-gray SILT with sand and gravel; wet. | ML | 0.0 | 5 | | | 13:20 | |

EARTH TECH

# Borehole Log (Shallow)

| | | |
|---|---|---|
| Site: ACWPCP | LocID: BH-23 | |
| Project Name: Arlington County P.M. | Project Number: 61153.10.09 | Sheet: 1 of 2 |
| Drilling Equipment: Tracked Geoprobe | Date/Time Started: 10/01/2004 14:50 | Total Depth (feet): 20 |
| Drilling Contractor: Tidewater Inc. | Date/Time Finished: 10/01/2004 15:10 | Depth to Water (feet): |
| Driller: Stefen Smith | | Water Added (gal): None |
| Drilling Method: Direct Push | Borehole Diameter (in): 2-inches | Ambient PID (ppm): 0.0 |
| Drilling Fluid: None | Logged By: Ken Johnstone | Checked By: Brendan McGuinness |

| Depth (feet) | USCS Lithologic Description | USCS Type | Samples: PID (ppm) Spoon | Samples: Number | Samples: Recovered Length (feet) | Samples: Blow Count | Sample Time | Remarks (sample details, odor, etc.) |
|---|---|---|---|---|---|---|---|---|
| 0 | Dense, brown SILT with sand, gravel, and trace cobble; slightly moist. | ML | 0.0 | 1 | | | 14:50 | No odor. |
| 5 | Dense, brown SILT with sand and trace gravel; slightly moist. | ML | 1.2 | 2 | | | 14:55 | Changes to a soft, black sandy silt at 7.5 feet bgs. No odor. |
| | Soft, black SILT with sand; moist. | ML | 0.0 | 3 | 1.5 | | 15:00 | Black plastic pieces at bottom of sample. |
| 10 | Soft, black SILT with sand; moist. | ML | 0.0 | 4 | | | 15:05 | Debris exists throughout sample. |
| 15 | Loose, brown silt/sand/gravel; wet. | | 0.0 | 5 | 2 | | 15:10 | Sample is soft, black sandy silt until 17 feet bgs. No odor. |
| 20 | | | | | | | | |

EARTH TECH

# Borehole Log (Shallow)

| Site: ACWPCP | | LocID: BH-23 | | | |
|---|---|---|---|---|---|
| Project Name: | Arlington County P.M. | Project Number: | 61153.10.09 | Sheet: | 2 of 2 |

Black plastic pieces found at bottom of sample, 8 to 12 feet bgs.

EARTH TECH

# Borehole Log (Shallow)

| | | |
|---|---|---|
| Site: ACWPCP | LocID: BH-24 | |
| Project Name: Arlington County P.M. | Project Number: 61153.10.09 | Sheet: 1 of 1 |
| Drilling Equipment: Tracked Geoprobe | Date/Time Started: 10/01/2004 17:10 | Total Depth (feet): 8 |
| Drilling Contractor: Tidewater Inc. | Date/Time Finished: 10/01/2004 17:15 | Depth to Water (feet): |
| Driller: Stefen Smith | | Water Added (gal): None |
| Drilling Method: Direct Push | Borehole Diameter (in): 2-inches | Ambient PID (ppm): 0.0 |
| Drilling Fluid: None | Logged By: Ken Johnstone | Checked By: Brendan McGuinness |

| Depth (feet) | USCS Lithologic Description | USCS Type | Samples: PID (ppm) Spoon | Samples: Number | Samples: Recovered Length (feet) | Samples: Blow Count | Sample Time | Remarks (sample details, odor, etc.) |
|---|---|---|---|---|---|---|---|---|
| 0 | Dense, brown SILT; slightly moist. | ML | | 1 | 1.5 | | 17:10 | Gravel for first 6 inches; last foot contains sand and gravel. No odor. |
| 5 | Dense, loose brown-gray SILT with gravel and sand; slightly moist. | ML | 2.8 | 2 | | | 17:15 | Red brick pieces for 3 inches in top of sample; silty clay with trace sand and gravel at 7 feet. Red powder in samples from bricks. No odor. |
| 10 | | | | | | | | |
| 15 | | | | | | | | |
| 20 | | | | | | | | |

EARTH TECH

# Borehole Log (Shallow)

| | | |
|---|---|---|
| Site: ACWPCP | LocID: BH-25 | |
| Project Name: Arlington County P.M. | Project Number: 61153.10.09 | Sheet: 1 of 1 |
| Drilling Equipment: Tracked Geoprobe | Date/Time Started: 10/01/2004 17:25 | Total Depth (feet): 8 |
| Drilling Contractor: Tidewater Inc. | Date/Time Finished: 10/01/2004 17:45 | Depth to Water (feet): |
| Driller: Stefen Smith | | Water Added (gal): None |
| Drilling Method: Direct Push | Borehole Diameter (in): 2-inches | Ambient PID (ppm): 0.0 |
| Drilling Fluid: None | Logged By: Ken Johnstone | Checked By: Brendan McGuinness |

| Depth (feet) | USCS Lithologic Description | USCS Type | Samples: PID (ppm) Spoon | Samples: Number | Samples: Recovered Length (feet) | Samples: Blow Count | Sample Time | Remarks (sample details, odor, etc.) |
|---|---|---|---|---|---|---|---|---|
| 0 | Brown to light brown SILT with sand, gravel, and trace quartz cobble. Slightly moist to moist. | ML | | 1 | 1.5 | | 17:25 | |
| | No recovery; very soft. | | | 2 | | | 17:30 | |
| 5 | | | | | | | | |
| 10 | | | | | | | | |
| 15 | | | | | | | | |
| 20 | | | | | | | | |

EARTH TECH

# Borehole Log (Shallow)

| | | |
|---|---|---|
| Site: ACWPCP | LocID: BH-26 | |
| Project Name: Arlington County P.M. | Project Number: 61153.10.09 | Sheet: 1 of 1 |
| Drilling Equipment: Tracked Geoprobe | Date/Time Started: 10/01/2004 17:40 | Total Depth (feet): 8 |
| Drilling Contractor: Tidewater Inc. | Date/Time Finished: 10/01/2004 17:45 | Depth to Water (feet): |
| Driller: Stefen Smith | | Water Added (gal): None |
| Drilling Method: Direct Push | Borehole Diameter (in): 2-inches | Ambient PID (ppm): 0.0 |
| Drilling Fluid: None | Logged By: Ken Johnstone | Checked By: Brendan McGuinness |

| Depth (feet) | USCS Lithologic Description | USCS Type | Samples: PID (ppm) Spoon | Samples: Number | Samples: Recovered Length (feet) | Samples: Blow Count | Sample Time | Remarks (sample details, odor, etc.) |
|---|---|---|---|---|---|---|---|---|
| 0 | Soft, brown-gray SILT with sand and gravel. Wet. | ML | 0.0 | 1 | 1 | | 17:40 | The first 4 inches of the sample is organics and gravel. No odor. |
| 5 | Dense, soft, brown-gray CLAY with silt, trace sand and gravel. Moist. | CL | | 2 | 2 | | 17:45 | No odor. |
| 10 | | | | | | | | |
| 15 | | | | | | | | |
| 20 | | | | | | | | |

EARTH TECH

# Borehole Log (Shallow)

| | | |
|---|---|---|
| Site: ACWPCP | LocID: BH-27 | |
| Project Name: Arlington County P.M. | Project Number: 61153.10.09 | Sheet: 1 of 1 |
| Drilling Equipment: Tracked Geoprobe | Date/Time Started: 10/02/2004 9:30 | Total Depth (feet): 20 |
| Drilling Contractor: Tidewater Inc. | Date/Time Finished: 10/02/2004 9:50 | Depth to Water (feet): |
| Driller: Stefen Smith | | Water Added (gal): None |
| Drilling Method: Direct Push | Borehole Diameter (in): 2-inches | Ambient PID (ppm): 0.0 |
| Drilling Fluid: None | Logged By: Ken Johnstone | Checked By: Brendan McGuinness |

| Depth (feet) | USCS Lithologic Description | USCS Type | Samples: PID (ppm) Spoon | Samples: Number | Samples: Recovered Length (feet) | Samples: Blow Count | Sample Time | Remarks (sample details, odor, etc.) |
|---|---|---|---|---|---|---|---|---|
| 0 | Dense, brown to gray brown SILT with sand, trace gravel and cobble; slightly moist. | ML | 61.4 | 1 | | | 9:30 | No odor. |
| 5 | Dense, brown to gray brown SILT with sand, trace gravel and cobble; slightly moist. Glass. | ML | 1004 | 2 | | | 9:35 | Changes to a soft, moist, metallic gray-black sandy silt at 6 feet bgs. Plastic and glass at bottom of sample. Slight hydrocarbon odor. |
| 10 | Brown SILT with sand, gravel, and trace clay. | ML | 812 | 3 | 2 | | 9:40 | Black shavings noted at 8.5 feet; trash debris throughout sample. Strong hydrocarbon odor. |
| 15 | Gray-brown SILT with sand and gravel. Debris present. | ML | 461 | 4 | 3 | | 9:45 | At 14.5 feet bgs, sample changes to a lean gray clay with wood debris. At 15.5 feet, sample becomes a loose, wet, light brown silt, sand, and gravel. No odor. |
| 20 | Loose, light brown silt, sand and gravel; wet. | | 482 | 5 | 3 | | 9:50 | No odor. |

EARTH TECH

# Borehole Log (Shallow)

| | | |
|---|---|---|
| Site: ACWPCP | LocID: BH-28 | |
| Project Name: Arlington County P.M. | Project Number: 61153.10.09 | Sheet: 1 of 2 |
| Drilling Equipment: Tracked Geoprobe | Date/Time Started: 10/02/2004 10:05 | Total Depth (feet): 20 |
| Drilling Contractor: Tidewater Inc. | Date/Time Finished: 10/02/2004 10:45 | Depth to Water (feet): |
| Driller: Stefen Smith | | Water Added (gal): None |
| Drilling Method: Direct Push | Borehole Diameter (in): 2-inches | Ambient PID (ppm): 0.0 |
| Drilling Fluid: None | Logged By: Ken Johnstone | Checked By: Brendan McGuinness |

| Depth (feet) | USCS Lithologic Description | USCS Type | Samples: PID (ppm) Spoon | Samples: Number | Samples: Recovered Length (feet) | Samples: Blow Count | Sample Time | Remarks (sample details, odor, etc.) |
|---|---|---|---|---|---|---|---|---|
| 0 | Dense, light brown SILT with sand and gravel,; slightly moist. | ML | 423 | 1 | | | 10:05 | No odor. |
| 5 | Dense, light brown SILT with sand, gravel and trace cobble and clay; slightly moist. | ML | 416 | 2 | | | 10:10 | Fibers and black glass present. No odor. |
| 10 | Dense, light brown to brown-gray SILT with sand and trace gravel; moist. | ML | 379 | 3 | | | 10:15 | Debris of cinders and wood throughout sample. Slight hydrocarbon odor. |
| 15 | Loose, gray-black SILT with sand and gravel. | ML | 1358 | 4 | 3 | | 10:20 | Grades into a gray lean clay at 14 feet bgs; at 15 feet sample become a dense, tight, dark gray sandy silt that is slightly moist. No odor. Debris exists throughout sample. |
| 20 | Dense, smooth gray-brown SILT with sand; wet. | ML | >10000 | 5 | 3 | | 10:30 | Last foot of sample is loose, light brown silt, sand and gravel. Slight hydrocarbon odor. |

EARTH TECH

# Borehole Log (Shallow)

| Site: ACWPCP | | LocID: BH-28 | | | |
|---|---|---|---|---|---|
| Project Name: | Arlington County P.M. | Project Number: | 61153.10.09 | Sheet: | 2 of 2 |

Sample from 4 to 8 feet bgs displaying fiber and black glass debris.

EARTH TECH

# Borehole Log (Shallow)

| | | |
|---|---|---|
| Site: ACWPCP | LocID: BH-29 | |
| Project Name: Arlington County P.M. | Project Number: 61153.10.09 | Sheet: 1 of 1 |
| Drilling Equipment: Tracked Geoprobe | Date/Time Started: 10/02/2004 10:50 | Total Depth (feet): 20 |
| Drilling Contractor: Tidewater Inc. | Date/Time Finished: 10/02/2004 11:10 | Depth to Water (feet): |
| Driller: Stefen Smith | | Water Added (gal): None |
| Drilling Method: Direct Push | Borehole Diameter (in): 2-inches | Ambient PID (ppm): 0.0 |
| Drilling Fluid: None | Logged By: Ken Johnstone | Checked By: Brendan McGuinness |

| Depth (feet) | USCS Lithologic Description | USCS Type | Samples: PID (ppm) Spoon | Samples: Number | Samples: Recovered Length (feet) | Samples: Blow Count | Sample Time | Remarks (sample details, odor, etc.) |
|---|---|---|---|---|---|---|---|---|
| 0 | Dense, brittle, brown SILT with sand and gravel; slightly moist. | ML | >10000 | 1 | | | 10:50 | No odor. |
| | -FILL- | | | | | | | |
| 5 | Dense, light to dark gray SILT with sand and some gravel, trace cobble; slightly moist. | ML | >10000 | 2 | | | 10:55 | No odor. |
| | Soft, gray SILT with sand, trace gravel and clay; moist. | ML | 8402 | 3 | 3 | | 11:00 | Debris in first foot and last 6 inches of sample. Hydrocarbon odor. |
| 10 | Dark gray to black SILT with sand and gravel, trace clay. | ML | 7055 | 4 | | | 11:05 | Black sludge and light sheen around sample; debris present. Strong hydrocarbon odor. |
| 15 | Dark gray to black SILT with sand and gravel, trace clay. | ML | >10000 | 5 | | | 11:10 | More black sludge than previous sample. Changes to a light brown silt, sand and gravel at 19 feet bgs. No odor. |
| 20 | | | | | | | | |

EARTH TECH

# Borehole Log (Shallow)

| | | |
|---|---|---|
| Site: ACWPCP | LocID: BH-30 | |
| Project Name: Arlington County P.M. | Project Number: 61153.10.09 | Sheet: 1 of 1 |
| Drilling Equipment: Tracked Geoprobe | Date/Time Started: 10/02/2004 12:10 | Total Depth (feet): 20 |
| Drilling Contractor: Tidewater Inc. | Date/Time Finished: 10/02/2004 12:30 | Depth to Water (feet): |
| Driller: Stefen Smith | | Water Added (gal): None |
| Drilling Method: Direct Push | Borehole Diameter (in): 2 inches | Ambient PID (ppm): 0.0 |
| Drilling Fluid: None | Logged By: Ken Johnstone | Checked By: Brendan McGuinness |

| Depth (feet) | USCS Lithologic Description | USCS Type | Samples: PID (ppm) Spoon | Samples: Number | Samples: Recovered Length (feet) | Samples: Blow Count | Sample Time | Remarks (sample details, odor, etc.) |
|---|---|---|---|---|---|---|---|---|
| 0 | Dense, brown SILT with sand and gravel. Slightly moist. | ML | >10000 | 1 | | | 12:10 | Grades into a reddish brown silt with sand and trace gravel. No odor. |
| 5 | Reddish brown SILT with sand and trace gravel; slightly moist. | ML | >10000 | 2 | | | 12:15 | Last foot of sample is more gray in color. |
| | Soft, gray-brown SILT with sand and trace gravel; wet. | ML | 453 | 3 | | | 12:20 | Trash present in sample. Strong odor. |
| 10 | Dense, gray-black SILT with sand and some clay; wet. | ML | >10000 | 4 | | | 12:25 | Debris exists throughout sample. Strong organic odor. |
| 15 | Dense, gray-black SILT with sand and some clay; wet. | ML | >10000 | 5 | | | 12:30 | At 17 feet bgs, sample is black-gray sludge; silty with sand and gravel. At 19 feet, sample is gray - light brown silt, sand, and gravel, not as loose. Strong odor. |
| 20 | | | | | | | | |

EARTH TECH

# Borehole Log (Shallow)

| | | |
|---|---|---|
| Site: ACWPCP | LocID: BH-31 | |
| Project Name: Arlington County P.M. | Project Number: 61153.10.09 | Sheet: 1 of 1 |
| Drilling Equipment: Tracked Geoprobe | Date/Time Started: 10/02/2004 12:55 | Total Depth (feet): 20 |
| Drilling Contractor: Tidewater Inc. | Date/Time Finished: 10/01/2004 13:15 | Depth to Water (feet): |
| Driller: Stefen Smith | | Water Added (gal): None |
| Drilling Method: Direct Push | Borehole Diameter (in): 2 inches | Ambient PID (ppm): 0.0 |
| Drilling Fluid: None | Logged By: Ken Johnstone | Checked By: Brendan McGuinness |

| Depth (feet) | USCS Lithologic Description | USCS Type | Samples: PID (ppm) Spoon | Samples: Number | Samples: Recovered Length (feet) | Samples: Blow Count | Sample Time | Remarks (sample details, odor, etc.) |
|---|---|---|---|---|---|---|---|---|
| 0 | Dense, tight, light to dark brown SILT with sand and some gravel; slightly moist. | ML | 9.1 | 1 | | | 12:55 | No odor. |
| | Dense, light brown to dark brown SILT with sand and trace gravel; slightly moist. | ML | 1.0 | 2 | | | 13:00 | No odor. |
| 5 | | | | | | | | |
| | No recovery. Very soft material. | | | 3 | | | 13:05 | |
| 10 | | | | | | | | |
| | Loose, light brown silt, sand and gravel. Wet. | | 0.0 | 4 | 2 | | 13:10 | No odor. |
| 15 | | | | | | | | |
| | Dark to light brown silt, sand, gravel, and trace pebbles. Wet. | | 7.4 | 5 | 3 | | 13:15 | Debris in first foot of sample. No odor. |
| 20 | | | | | | | | |

EARTH TECH

# Borehole Log (Shallow)

| | | |
|---|---|---|
| Site: ACWPCP | LocID: BH-32 | |
| Project Name: Arlington County P.M. | Project Number: 61153.10.09 | Sheet: 1 of 1 |
| Drilling Equipment: Tracked Geoprobe | Date/Time Started: 10/02/2004 15:35 | Total Depth (feet): 20 |
| Drilling Contractor: Tidewater Inc. | Date/Time Finished: 10/02/2004 15:55 | Depth to Water (feet): |
| Driller: Stefen Smith | | Water Added (gal): None |
| Drilling Method: Direct Push | Borehole Diameter (in): 2 inches | Ambient PID (ppm): 0.0 |
| Drilling Fluid: None | Logged By: Ken Johnstone | Checked By: Brendan McGuinness |

| Depth (feet) | USCS Lithologic Description | USCS Type | Samples: PID (ppm) Spoon | Samples: Number | Samples: Recovered Length (feet) | Samples: Blow Count | Sample Time | Remarks (sample details, odor, etc.) |
|---|---|---|---|---|---|---|---|---|
| 0 | Dense, light brown SILT with sand and gravel. Slightly moist. | ML | 0.0 | 1 | | | 15:35 | No odor. |
| 5 | Dense, tight brown SILT with sand and some gravel. Slightly moist. | ML | 12.1 | 2 | | | 15:40 | No odor. |
| 10 | Dense, soft brown SILT with sand and some gravel. Moist. | ML | | 3 | | | 15:45 | Sandier than previous sample. |
| 15 | Soft, gray-black sandy SILT with trace gravel. Moist. | ML | 104 | 4 | 3 | | 15:50 | No odor. |
| 20 | Slightly loose, light brown silt, sand, and gravel. Wet. | | 0.0 | 5 | 3 | | 15:55 | No odor. |

EARTH TECH

# Borehole Log (Shallow)

| | | |
|---|---|---|
| Site: ACWPCP | LocID: BH-33 | |
| Project Name: Arlington County P.M. | Project Number: 61153.10.09 | Sheet: 1 of 1 |
| Drilling Equipment: Tracked Geoprobe | Date/Time Started: 10/02/2004 16:05 | Total Depth (feet): 20 |
| Drilling Contractor: Tidewater Inc. | Date/Time Finished: 10/02/2004 16:25 | Depth to Water (feet): |
| Driller: Stefen Smith | | Water Added (gal): None |
| Drilling Method: Direct Push | Borehole Diameter (in): 2 inches | Ambient PID (ppm): 0.0 |
| Drilling Fluid: None | Logged By: Ken Johnstone | Checked By: Brendan McGuinness |

| Depth (feet) | USCS Lithologic Description | USCS Type | Samples: PID (ppm) Spoon | Number | Recovered Length (feet) | Blow Count | Sample Time | Remarks (sample details, odor, etc.) |
|---|---|---|---|---|---|---|---|---|
| 0 | Dense, tight, light brown SILT with trace gravel and clay. Slightly moist. | ML | | 1 | | | 16:05 | No odor. |
| 5 | Dense, tight, light brown SILT with gravel and clay. Slightly moist. | ML | 10.2 | 2 | | | 16:10 | More gravel than upper sample. |
| | Brown to dark gray SILT with sand and some gravel. | ML | 0.0 | 3 | | | 16:15 | Three inches of black plastic pieces exist. |
| 10 | No recovery. | | | 4 | | | 16:20 | |
| 15 | Loose, light brown-gray silt, sand, and gravel. | | 0.0 | 5 | 2 | | 16:25 | No odor. |
| 20 | | | | | | | | |

# Appendix 2

# Soil and Groundwater Analytical Results

OFFICES:
6630 BALTIMORE NATIONAL PIKE
ROUTE 40 WEST
BALTIMORE, MARYLAND 21228
410-747-8770
800-932-9047
410-788-8723 Fax
www.phaseonline.com

# PHASE SEPARATION SCIENCE, INC.

ANALYTICAL CHEMISTRY • ENVIRONMENTAL SCIENCE

CERTIFICATE OF ANALYSIS
No. 04100401 Page 1 of 6
**Earth Tech**
October 18, 2004

Project: ACWP
Site Location: 3406 South Glebe Rd., Arlington, VA
Project Number: 61153.301.20 Date Sampled: 10/02/2004
Matrix: Ground Water Date Received: 10/04/2004

| | Result | Unit | Method | PQL | Prepared | Analyzed |
|---|---|---|---|---|---|---|
| **Sample ID BH23-GW03 / 04100401-01** | | | | | | |
| **Purgeable Aromatics** | | | | | | |
| Benzene | ND | ug/L | EPA 8021B | 1 | | 10/12/2004 |
| Toluene | ND | ug/L | EPA 8021B | 1 | | 10/12/2004 |
| Ethylbenzene | ND | ug/L | EPA 8021B | 1 | | 10/12/2004 |
| Total Xylenes | ND | ug/L | EPA 8021B | 1 | | 10/12/2004 |
| Naphthalene | 2 | ug/L | EPA 8021B | 1 | | 10/12/2004 |
| **Total Petroleum Hydrocarbons - DRO** | | | | | | |
| Diesel Range Organics | 0.76 | mg/L | EPA 8015B | 0.5 | 10/05/2004 | 10/08/104 |

Reviewed By
Quality Assurance Chemist

Notes/Comments:
PQL - Practical Quantitation Limit
ND - Not Detected at a concentration greater than or equal to the PQL.
USEPA methods recommend that the appearance of detectable levels of the above 8021B compounds be confirmed when unfamiliar samples are analyzed.

OFFICES:
6630 BALTIMORE NATIONAL PIKE
ROUTE 40 WEST
BALTIMORE, MARYLAND 21228
410-747-8770
800-932-9047
410-788-8723 Fax
www.phaseonline.com

# PHASE SEPARATION SCIENCE, INC.

ANALYTICAL CHEMISTRY • ENVIRONMENTAL SCIENCE

CERTIFICATE OF ANALYSIS
No. 04100401 Page 2 of 6
**Earth Tech**
October 18, 2004

Project: ACWP
Site Location: 3406 South Glebe Rd., Arlington, VA
Project Number: 61153.301.20 Date Sampled: 10/02/2004
Matrix: Soil Date Received: 10/04/2004

| | Result | Unit | Method | PQL | Prepared | Analyzed |
|---|---|---|---|---|---|---|
| **Sample ID BH29-16 / 04100401-02** | | | | | | |
| **Corrosivity / pH** | | | | | | |
| pH | 7.43 | pH units | EPA 9045 | | | 10/06/2004 |
| **Percent Solids** | | | | | | |
| Percent Solids | 73 | % | Gravimetry | | | 10/13/2004 |
| **Polychlorinated Biphenyls** | | | | | | |
| Aroclor 1016 | ND | mg/kg | EPA 8082 | 0.33 | 10/12/2004 | 10/13/2004 |
| Aroclor 1221 | ND | mg/kg | EPA 8082 | 0.33 | 10/12/2004 | 10/13/2004 |
| Aroclor 1232 | ND | mg/kg | EPA 8082 | 0.33 | 10/12/2004 | 10/13/2004 |
| Aroclor 1242 | ND | mg/kg | EPA 8082 | 0.33 | 10/12/2004 | 10/13/2004 |
| Aroclor 1248 | ND | mg/kg | EPA 8082 | 0.33 | 10/12/2004 | 10/13/2004 |
| Aroclor 1254 | ND | mg/kg | EPA 8082 | 0.33 | 10/12/2004 | 10/13/2004 |
| Aroclor 1260 | ND | mg/kg | EPA 8082 | 0.33 | 10/12/2004 | 10/13/2004 |
| **Purgeable Aromatics** | | | | | | |
| Benzene | ND | ug/kg | 5035/8021B | 2 | | 10/13/2004 |
| Toluene | ND | ug/kg | 5035/8021B | 2 | | 10/13/2004 |
| Ethylbenzene | ND | ug/kg | 5035/8021B | 2 | | 10/13/2004 |
| Total Xylenes | 11 | ug/kg | 5035/8021B | 2 | | 10/04/2004 |
| Naphthalene | ND | ug/kg | 5035/8021B | 2 | | 10/13/2004 |
| **Reactivity** | | | | | | |
| Cyanides, releasable HCN | ND | mg/kg | EPA 9014 | 14 | | 10/06/2004 |
| Sulfides, releasable H2S | ND | mg/kg | EPA 9034 | 140 | | 10/06/2004 |
| **TCLP Herbicides** | | | | | | |
| 2,4,5-TP (Silvex) | ND | ug/L | 1311/8151 | 100 | 10/15/2004 | 10/15/2004 |
| 2,4-D | ND | ug/L | 1311/8151 | 100 | 10/15/2004 | 10/15/2004 |
| **TCLP Metals** | | | | | | |
| Arsenic | ND | mg/L | 1311/6020 | 0.5 | 10/07/2004 | 10/12/2004 |
| Barium | ND | mg/L | 1311/6020 | 10 | 10/07/2004 | 10/12/2004 |
| Cadmium | ND | mg/L | 1311/6020 | 0.1 | 10/07/2004 | 10/12/2004 |
| Chromium | ND | mg/L | 1311/6020 | 0.5 | 10/07/2004 | 10/12/2004 |
| Lead | ND | mg/L | 1311/6020 | 0.5 | 10/07/2004 | 10/12/2004 |
| Mercury | ND | mg/L | 1311/6020 | 0.1 | 10/07/2004 | 10/12/2004 |
| Selenium | ND | mg/L | 1311/6020 | 0.1 | 10/07/2004 | 10/12/2004 |
| Silver | ND | mg/L | 1311/6020 | 0.5 | 10/07/2004 | 10/12/2004 |
| **TCLP Pesticides** | | | | | | |
| g-BHC (Lindane) | ND | ug/L | 1311/8081 | 5 | 10/15/2004 | 10/18/2004 |

OFFICES:
6630 BALTIMORE NATIONAL PIKE
ROUTE 40 WEST
BALTIMORE, MARYLAND 21228
410-747-8770
800-932-9047
410-788-8723 Fax
www.phaseonline.com

# PHASE SEPARATION SCIENCE, INC.

ANALYTICAL CHEMISTRY • ENVIRONMENTAL SCIENCE

CERTIFICATE OF ANALYSIS
No. 04100401 Page 3 of 6
**Earth Tech**
October 18, 2004

Project: ACWP
Site Location: 3406 South Glebe Rd., Arlington, VA
Project Number: 61153.301.20 Date Sampled: 10/02/2004
Matrix: Soil Date Received: 10/04/2004

| | Result | Unit | Method | PQL | Prepared | Analyzed |
|---|---|---|---|---|---|---|
| **Sample ID BH29-16 / 04100401-02** | | | | | | |
| **TCLP Pesticides** | | | | | | |
| Heptachlor | ND | ug/L | 1311/8081 | 5 | 10/15/2004 | 10/18/2004 |
| Heptachlor Epoxide | ND | ug/L | 1311/8081 | 5 | 10/15/2004 | 10/18/2004 |
| Endrin | ND | ug/L | 1311/8081 | 5 | 10/15/2004 | 10/18/2004 |
| Methoxychlor | ND | ug/L | 1311/8081 | 5 | 10/15/2004 | 10/18/2004 |
| Toxaphene | ND | ug/L | 1311/8081 | 25 | 10/15/2004 | 10/18/2004 |
| Chlordane | ND | ug/L | 1311/8081 | 25 | 10/15/2004 | 10/18/2004 |
| **TCLP Semi-Volatiles** | | | | | | |
| 2-Methylphenol | ND | ug/L | 1311/8270 | 20 | 10/14/2004 | 10/14/2004 |
| 3,4-Methylphenol | ND | ug/L | 1311/8270 | 40 | 10/14/2004 | 10/14/2004 |
| 2,4-Dinitrotoluene | ND | ug/L | 1311/8270 | 20 | 10/14/2004 | 10/14/2004 |
| Hexachloroethane | ND | ug/L | 1311/8270 | 20 | 10/14/2004 | 10/14/2004 |
| Hexachlorobenzene | ND | ug/L | 1311/8270 | 20 | 10/14/2004 | 10/14/2004 |
| Nitrobenzene | ND | ug/L | 1311/8270 | 20 | 10/14/2004 | 10/14/2004 |
| Pentachlorophenol | ND | ug/L | 1311/8270 | 100 | 10/14/2004 | 10/14/2004 |
| Pyridine | ND | ug/L | 1311/8270 | 20 | 10/14/2004 | 10/14/2004 |
| 2,4,5-Trichlorophenol | ND | ug/L | 1311/8270 | 20 | 10/14/2004 | 10/14/2004 |
| 2,4,6-Trichlorophenol | ND | ug/L | 1311/8270 | 20 | 10/14/2004 | 10/14/2004 |
| Hexachlorobutadiene` | ND | ug/L | 1311/8270 | 20 | 10/14/2004 | 10/14/2004 |
| **TCLP Volatiles** | | | | | | |
| Benzene | ND | ug/L | 1311/8260 | 100 | | 10/13/2004 |
| Carbon Tetrachloride | ND | ug/L | 1311/8260 | 100 | | 10/13/2004 |
| Chloroform | ND | ug/L | 1311/8260 | 100 | | 10/13/2004 |
| 1,2-Dichloroethane | ND | ug/L | 1311/8260 | 100 | | 10/13/2004 |
| Tetrachloroethene | ND | ug/L | 1311/8260 | 100 | | 10/13/2004 |
| Vinyl Chloride | ND | ug/L | 1311/8260 | 100 | | 10/13/2004 |
| 2-Butanone (MEK) | ND | ug/L | 1311/8260 | 200 | | 10/13/2004 |
| Chlorobenzene | ND | ug/L | 1311/8260 | 100 | | 10/13/2004 |
| 1,4-Dichlorobenzene | ND | ug/L | 1311/8260 | 100 | | 10/13/2004 |
| 1,1-Dichloroethene | ND | ug/L | 1311/8260 | 100 | | 10/13/2004 |
| Trichloroethene | ND | ug/L | 1311/8260 | 100 | | 10/13/2004 |
| **Total Petroleum Hydrocarbons - DRO** | | | | | | |
| Diesel Range Organics | ND | mg/kg | EPA 8015B | 13 | 10/15/2004 | 10/16/2004 |

OFFICES:
6630 BALTIMORE NATIONAL PIKE
ROUTE 40 WEST
BALTIMORE, MARYLAND 21228
410-747-8770
800-932-9047
410-788-8723 Fax
www.phaseonline.com

# PHASE SEPARATION SCIENCE, INC.

ANALYTICAL CHEMISTRY • ENVIRONMENTAL SCIENCE

CERTIFICATE OF ANALYSIS
No. 04100401 Page 4 of 6
**Earth Tech**
October 18, 2004

Project: ACWP
Site Location: 3406 South Glebe Rd., Arlington, VA
Project Number: 61153.301.20 Date Sampled: 10/02/2004
Matrix: Soil Date Received: 10/04/2004

| | Result | Unit | Method | PQL | Prepared | Analyzed |
|---|---|---|---|---|---|---|
| **Sample ID BH29-16 / 04100401-02** | | | | | | |

Reviewed By

Quality Assurance Chemist

Notes/Comments:
PQL - Practical Quantitation Limit
ND - Not Detected at a concentration greater than or equal to the PQL.
Results reported on a dry weight basis where applicable.
USEPA methods recommend that the appearance of detectable levels of the above 8021B compounds be confirmed when unfamiliar samples are analyzed.

OFFICES:
6630 BALTIMORE NATIONAL PIKE
ROUTE 40 WEST
BALTIMORE, MARYLAND 21228
410-747-8770
800-932-9047
410-788-8723 Fax
www.phaseonline.com

# PHASE SEPARATION SCIENCE, INC.

ANALYTICAL CHEMISTRY • ENVIRONMENTAL SCIENCE

CERTIFICATE OF ANALYSIS
No. 04100401 Page 5 of 6
Earth Tech
October 18, 2004

Project: ACWP
Site Location: 3406 South Glebe Rd., Arlington, VA
Project Number: 61153.301.20 Date Sampled: 10/02/2004
Matrix: Soil Date Received: 10/04/2004

| | Result | Unit | Method | PQL | Prepared | Analyzed |
|---|---|---|---|---|---|---|
| **Sample ID BH32-12 / 04100401-03** | | | | | | |
| **Percent Solids** | | | | | | |
| Percent Solids | 60 | % | Gravimetry | | | 10/18/2004 |
| **Purgeable Aromatics** | | | | | | |
| Benzene | ND | ug/kg | 5035/8021B | 2 | | 10/04/2004 |
| Toluene | ND | ug/kg | 5035/8021B | 2 | | 10/04/2004 |
| Ethylbenzene | ND | ug/kg | 5035/8021B | 2 | | 10/04/2004 |
| Total Xylenes | 10 | ug/kg | 5035/8021B | 2 | | 10/04/2004 |
| Naphthalene | 2 | ug/kg | 5035/8021B | 2 | | 10/04/2004 |
| **Total Petroleum Hydrocarbons - DRO** | | | | | | |
| Diesel Range Organics | ND | mg/kg | EPA 8015B | 17 | 10/15/2004 | 10/16/2004 |

Reviewed By

Quality Assurance Chemist

Notes/Comments:
PQL - Practical Quantitation Limit
ND - Not Detected at a concentration greater than or equal to the PQL.
Results reported on a dry weight basis where applicable.
USEPA methods recommend that the appearance of detectable levels of the above 8021B compounds be confirmed when unfamiliar samples are analyzed.

OFFICES:
6630 BALTIMORE NATIONAL PIKE
ROUTE 40 WEST
BALTIMORE, MARYLAND 21228
410-747-8770
800-932-9047
410-788-8723 Fax
www.phaseonline.com

# PHASE SEPARATION SCIENCE, INC.

ANALYTICAL CHEMISTRY • ENVIRONMENTAL SCIENCE

CERTIFICATE OF ANALYSIS
No. 04100401 Page 6 of 6
**Earth Tech**
October 18, 2004

Project: ACWP
Site Location: 3406 South Glebe Rd., Arlington, VA
Project Number: 61153.301.20 Date Sampled: 10/02/2004
Matrix: Ground Water Date Received: 10/04/2004

| | Result | Unit | Method | PQL | Prepared | Analyzed |
|---|---|---|---|---|---|---|
| **Sample ID BH15-GW04 / 04100401-04** | | | | | | |
| **Flash Point / Ignitability** | | | | | | |
| Flash Point | > 140 | °F | EPA 1020A | | | 10/18/2004 |
| **pH In Water** | | | | | | |
| pH | 8.21 | pH units | EPA 150.1 | | | 10/04/2004 |
| **Reactivity** | | | | | | |
| Cyanides, releasable HCN | ND | mg/kg | EPA 9014 | 10 | | 10/09/2004 |
| Sulfides, releasable H2S | ND | mg/kg | EPA 9034 | 10 | | 10/09/2004 |

Reviewed By

Quality Assurance Chemist

Notes/Comments:
PQL - Practical Quantitation Limit
ND - Not Detected at a concentration greater than or equal to the PQL.
Results reported on a dry weight basis where applicable.

Amy, I [illegible] of COCs, I hope this is [illegible] you

# SAMPLE CHAIN OF CUSTODY/AGREEMENT FORM

Please fax Brendan a copy of this COC Thanks Ken


PHASE SEPARATION SCIENCE, INC.

www.phaseonline.com

email: info@phaseonline.com


(1)

CLIENT: Earth Tech Inc. PHONE NO.: (703) 706-0505

PROJECT MGR: [illegible] FAX NO.: (703) 549-9134

EMAIL:

PROJECT NAME: ACWP

SITE LOCATION: 3406 South Glebe Rd, Arlington, VA

PROJECT NO.: 60153.301.20 P.O. NO.:

PSS Project #: 04100401

PAGE 1 OF 1

(2)

| LAB NO. | SAMPLE IDENTIFICATION | DATE | TIME | MATRIX | No. CONTAINERS | SAMPLE TYPE (C = COMP, G = GRAB) | TPH-DRO (8015B) | BTEX Naphthalene | Ignitability | Corrosivity | Full TCLP - metals, semi-vocs, herbicides, pesticides, corrosivity, reactivity and total | PCBs | | | | | REMARKS |
|---|---|---|---|---|---|---|---|---|---|---|---|---|---|---|---|---|---|
| | Preservatives Used | | | | | | HCL | | | | | | | | | | |
| | ~~BH12-12~~ | ~~[illegible]~~ | ~~1215~~ | ~~SO~~ | ~~4~~ | ~~C~~ | ~~✓~~ | ~~✓~~ | | | | | | | | | |
| | ~~BH11-16~~ | ~~[illegible]~~ | ~~1220~~ | ~~SO~~ | ~~4~~ | ~~C~~ | ~~✓~~ | ~~✓~~ | | | | | | | | | |
| | ~~BH12-GW02~~ | ~~[illegible]~~ | ~~1300~~ | ~~WG~~ | ~~3~~ | ~~G~~ | ~~✓~~ | ~~✓~~ | | | | | | | | | |
| | ~~BH14-4~~ | ~~[illegible]~~ | ~~1725~~ | ~~SO~~ | ~~4~~ | ~~C~~ | ~~✓~~ | ~~✓~~ | | | | | | | | | |
| | BH23-GW03 | 10/02/04 | 1400 | WG | 3 | G | ✓ | ✓ | | | | | | | | | |
| | BH29-16 | 10/02/04 | 1500 | SO | 11 | C | ✓ | ✓ | | ✓ | | | | | | | |
| | BH32-12 | 10/02/04 | 1640 | SO | 4 | C | ✓ | ✓ | | | | | | | | | |
| | BH15-GW04 | 10/02/04 | 1650 | WG | 1 | G | | | ✓ | | | | | | | | |
| | | | | | | | | | | | | | | | | | |
| | | | | | | | | | | | | | | | | | |

(3) Analysis Required

(4)

Requested Turnaround Time: [X] 5-Day (Std.) [ ] 3-Day [ ] 2-Day [ ] Next Day [ ] Emergency [ ] Other

Data Deliverables Required:

Sample Condition Upon Receipt: Good cooler

Custody Seal:

Shipping Carrier: Hand

Shipping Ticket No.:

Special Instructions:

(5)

| Collected / Relinquished By: (1) | Date | Time | Received By: |
|---|---|---|---|
| Ken Johnston | 10/02/04 ~~[illegible]~~ | 1730 ~~1230~~ | |
| Relinquished By: (2) | Date | Time | Received By: |
| | | | |
| Relinquished By: (3) | Date | Time | Received By: |
| | | | |
| Collected / Relinquished By: (4) | Date | Time | Received By: |
| Ken Johnston | 10/4/04 | 0851 | [illegible] |




The client (Client Name), by signing, or having client's agent sign, this "Sample Chain of Custody/Agreement Form", agrees to pay for the above requested services per the latest version of

OFFICES:
6630 BALTIMORE NATIONAL PIKE
ROUTE 40 WEST
BALTIMORE, MARYLAND 21228
410-747-8770
800-932-9047
410-788-8723 Fax
www.phaseonline.com

# PHASE SEPARATION SCIENCE, INC.

ANALYTICAL CHEMISTRY • ENVIRONMENTAL SCIENCE

CERTIFICATE OF ANALYSIS
No. 04100201 Page 2 of 5
Earth Tech
October 18, 2004

Project: ACWP
Site Location: 3406 South Glebe Rd., Arlington, VA
Project Number: 61153.301.20

Date Sampled: 10/01/2004
Date Received: 10/02/2004

| | Result | Unit | Method | PQL | Prepared | Analyzed |
|---|---|---|---|---|---|---|
| **Sample ID BH24-4 / 04100201-03 / Soil** | | | | | | |
| **Corrosivity / pH** | | | | | | |
| pH | 8.21 | pH units | EPA 9045 | | | 10/13/2004 |
| **Flash Point / Ignitability** | | | | | | |
| Flash Point | > 140 | °F | EPA 1020A | | | 10/15/2004 |
| **Percent Solids** | | | | | | |
| Percent Solids | 74 | % | Gravimetry | | | 10/13/2004 |
| **Polychlorinated Biphenyls** | | | | | | |
| Aroclor 1016 | ND | mg/kg | EPA 8082 | 0.33 | 10/12/2004 | 10/13/2004 |
| Aroclor 1221 | ND | mg/kg | EPA 8082 | 0.33 | 10/12/2004 | 10/13/2004 |
| Aroclor 1232 | ND | mg/kg | EPA 8082 | 0.33 | 10/12/2004 | 10/13/2004 |
| Aroclor 1242 | ND | mg/kg | EPA 8082 | 0.33 | 10/12/2004 | 10/13/2004 |
| Aroclor 1248 | ND | mg/kg | EPA 8082 | 0.33 | 10/12/2004 | 10/13/2004 |
| Aroclor 1254 | ND | mg/kg | EPA 8082 | 0.33 | 10/12/2004 | 10/13/2004 |
| Aroclor 1260 | ND | mg/kg | EPA 8082 | 0.33 | 10/12/2004 | 10/13/2004 |
| **Reactivity** | | | | | | |
| Cyanides, releasable HCN | ND | mg/kg | EPA 9014 | 14 | | 10/05/2004 |
| Sulfides, releasable H2S | ND | mg/kg | EPA 9034 | 140 | | 10/05/2004 |
| **TCLP Herbicides** | | | | | | |
| 2,4,5-TP (Silvex) | ND | ug/L | 1311/8151 | 100 | 10/15/2004 | 10/15/2004 |
| 2,4-D | ND | ug/L | 1311/8151 | 100 | 10/15/2004 | 10/15/2004 |
| **TCLP Metals** | | | | | | |
| Arsenic | ND | mg/L | 1311/6020 | 0.5 | 10/07/2004 | 10/12/2004 |
| Barium | ND | mg/L | 1311/6020 | 10 | 10/07/2004 | 10/12/2004 |
| Cadmium | ND | mg/L | 1311/6020 | 0.1 | 10/07/2004 | 10/12/2004 |
| Chromium | ND | mg/L | 1311/6020 | 0.5 | 10/07/2004 | 10/12/2004 |
| Lead | ND | mg/L | 1311/6020 | 0.5 | 10/07/2004 | 10/12/2004 |
| Mercury | ND | mg/L | 1311/6020 | 0.1 | 10/07/2004 | 10/12/2004 |
| Selenium | ND | mg/L | 1311/6020 | 0.1 | 10/07/2004 | 10/12/2004 |
| Silver | ND | mg/L | 1311/6020 | 0.5 | 10/07/2004 | 10/12/2004 |
| **TCLP Pesticides** | | | | | | |
| g-BHC (Lindane) | ND | ug/L | 1311/8081 | 5 | 10/15/2004 | 10/18/2004 |
| Heptachlor | ND | ug/L | 1311/8081 | 5 | 10/15/2004 | 10/18/2004 |
| Heptachlor Epoxide | ND | ug/L | 1311/8081 | 5 | 10/15/2004 | 10/18/2004 |
| Endrin | ND | ug/L | 1311/8081 | 5 | 10/15/2004 | 10/18/2004 |
| Methoxychlor | ND | ug/L | 1311/8081 | 5 | 10/15/2004 | 10/18/2004 |
| Toxaphene | ND | ug/L | 1311/8081 | 25 | 10/15/2004 | 10/18/2004 |
| Chlordane | ND | ug/L | 1311/8081 | 25 | 10/15/2004 | 10/18/2004 |

OFFICES:
6630 BALTIMORE NATIONAL PIKE
ROUTE 40 WEST
BALTIMORE, MARYLAND 21228
410-747-8770
800-932-9047
410-788-8723 Fax
www.phaseonline.com

# PHASE SEPARATION SCIENCE, INC.

ANALYTICAL CHEMISTRY • ENVIRONMENTAL SCIENCE

CERTIFICATE OF ANALYSIS
No. 04100201 Page 1 of 5
Earth Tech
October 18, 2004

Project: ACWP
Site Location: 3406 South Glebe Rd., Arlington, VA
Project Number: 61153.301.20

Date Sampled: 10/01/2004
Date Received: 10/02/2004

| | Result | Unit | Method | PQL | Prepared | Analyzed |
|---|---|---|---|---|---|---|
| **Sample ID BH18-0 / 04100201-01 / Soil** | | | | | | |
| **Percent Solids** | | | | | | |
| Percent Solids | 78 | % | Gravimetry | | | 10/18/2004 |
| **Purgeable Aromatics** | | | | | | |
| Benzene | ND | ug/kg | 5035/8021B | 1 | | 10/04/2004 |
| Toluene | ND | ug/kg | 5035/8021B | 1 | | 10/04/2004 |
| Ethylbenzene | ND | ug/kg | 5035/8021B | 1 | | 10/04/2004 |
| Total Xylenes | ND | ug/kg | 5035/8021B | 1 | | 10/04/2004 |
| Naphthalene | ND | ug/kg | 5035/8021B | 1 | | 10/04/2004 |
| **Total Petroleum Hydrocarbons - DRO** | | | | | | |
| Diesel Range Organics | ND | mg/kg | EPA 8015B | 13 | 10/15/2004 | 10/15/2004 |
| **Sample ID BH22-4 / 04100201-02 / Soil** | | | | | | |
| **Percent Solids** | | | | | | |
| Percent Solids | 80 | % | Gravimetry | | | 10/18/2004 |
| **Purgeable Aromatics** | | | | | | |
| Benzene | ND | ug/kg | 5035/8021B | 1 | | 10/04/2004 |
| Toluene | ND | ug/kg | 5035/8021B | 1 | | 10/04/2004 |
| Ethylbenzene | ND | ug/kg | 5035/8021B | 1 | | 10/04/2004 |
| Total Xylenes | ND | ug/kg | 5035/8021B | 1 | | 10/04/2004 |
| Naphthalene | ND | ug/kg | 5035/8021B | 1 | | 10/04/2004 |
| **Total Petroleum Hydrocarbons - DRO** | | | | | | |
| Diesel Range Organics | ND | mg/kg | EPA 8015B | 12 | 10/15/2004 | 10/16/2004 |

OFFICES:
6630 BALTIMORE NATIONAL PIKE
ROUTE 40 WEST
BALTIMORE, MARYLAND 21228
410-747-8770
800-932-9047
410-788-8723 Fax
www.phaseonline.com

# PHASE SEPARATION SCIENCE, INC.

ANALYTICAL CHEMISTRY • ENVIRONMENTAL SCIENCE

CERTIFICATE OF ANALYSIS
No. 04100201 Page 3 of 5
**Earth Tech**
October 18, 2004

Project: ACWP
Site Location: 3406 South Glebe Rd., Arlington, VA
Project Number: 61153.301.20

Date Sampled: 10/01/2004
Date Received: 10/02/2004

| | Result | Unit | Method | PQL | Prepared | Analyzed |
|---|---|---|---|---|---|---|
| **Sample ID BH24-4 / 04100201-03 / Soil** | | | | | | |
| **TCLP Semi-Volatiles** | | | | | | |
| 2-Methylphenol | ND | ug/L | 1311/8270 | 20 | 10/14/2004 | 10/14/2004 |
| 3,4-Methylphenol | ND | ug/L | 1311/8270 | 40 | 10/14/2004 | 10/14/2004 |
| 2,4-Dinitrotoluene | ND | ug/L | 1311/8270 | 20 | 10/14/2004 | 10/14/2004 |
| Hexachloroethane | ND | ug/L | 1311/8270 | 20 | 10/14/2004 | 10/14/2004 |
| Hexachlorobenzene | ND | ug/L | 1311/8270 | 20 | 10/14/2004 | 10/14/2004 |
| Nitrobenzene | ND | ug/L | 1311/8270 | 20 | 10/14/2004 | 10/14/2004 |
| Pentachlorophenol | ND | ug/L | 1311/8270 | 100 | 10/14/2004 | 10/14/2004 |
| Pyridine | ND | ug/L | 1311/8270 | 20 | 10/14/2004 | 10/14/2004 |
| 2,4,5-Trichlorophenol | ND | ug/L | 1311/8270 | 20 | 10/14/2004 | 10/14/2004 |
| 2,4,6-Trichlorophenol | ND | ug/L | 1311/8270 | 20 | 10/14/2004 | 10/14/2004 |
| Hexachlorobutadiene | ND | ug/L | 1311/8270 | 20 | 10/14/2004 | 10/14/2004 |
| **TCLP Volatiles** | | | | | | |
| Benzene | ND | ug/L | 1311/8260 | 100 | | 10/13/2004 |
| Carbon Tetrachloride | ND | ug/L | 1311/8260 | 100 | | 10/13/2004 |
| Chloroform | ND | ug/L | 1311/8260 | 100 | | 10/13/2004 |
| 1,2-Dichloroethane | ND | ug/L | 1311/8260 | 100 | | 10/13/2004 |
| Tetrachloroethene | ND | ug/L | 1311/8260 | 100 | | 10/13/2004 |
| Vinyl Chloride | ND | ug/L | 1311/8260 | 100 | | 10/13/2004 |
| 2-Butanone (MEK) | ND | ug/L | 1311/8260 | 200 | | 10/13/2004 |
| Chlorobenzene | ND | ug/L | 1311/8260 | 100 | | 10/13/2004 |
| 1,4-Dichlorobenzene | ND | ug/L | 1311/8260 | 100 | | 10/13/2004 |
| 1,1-Dichloroethene | ND | ug/L | 1311/8260 | 100 | | 10/13/2004 |
| Trichloroethene | ND | ug/L | 1311/8260 | 100 | | 10/13/2004 |
| **Sample ID BH16-0 / 04100201-04 / Soil** | | | | | | |
| **Corrosivity / pH** | | | | | | |
| pH | 7.34 | pH units | EPA 9045 | | | 10/13/2004 |
| **Flash Point / Ignitability** | | | | | | |
| Flash Point | > 140 | °F | EPA 1020A | | | 10/15/2004 |
| **Percent Solids** | | | | | | |
| Percent Solids | 88 | % | Gravimetry | | | 10/18/2004 |
| **Reactivity** | | | | | | |
| Cyanides, releasable HCN | ND | mg/kg | EPA 9014 | 11 | | 10/05/2004 |
| Sulfides, releasable H2S | ND | mg/kg | EPA 9034 | 11 | | 10/05/2004 |

OFFICES:
6630 BALTIMORE NATIONAL PIKE
ROUTE 40 WEST
BALTIMORE, MARYLAND 21228
410-747-8770
800-932-9047
410-788-8723 Fax
www.phaseonline.com

# PHASE SEPARATION SCIENCE, INC.

ANALYTICAL CHEMISTRY • ENVIRONMENTAL SCIENCE

CERTIFICATE OF ANALYSIS
No. 04100201 Page 4 of 5
**Earth Tech**
October 18, 2004

Project: ACWP
Site Location: 3406 South Glebe Rd., Arlington, VA
Project Number: 61153.301.20

Date Sampled: 10/01/2004
Date Received: 10/02/2004

| | Result | Unit | Method | PQL | Prepared | Analyzed |
|---|---|---|---|---|---|---|
| **Sample ID BH25-4 / 04100201-05 / Soil** | | | | | | |
| **Corrosivity / pH** | | | | | | |
| pH | 7.22 | pH units | EPA 9045 | | | 10/13/2004 |
| **Flash Point / Ignitability** | | | | | | |
| Flash Point | > 140 | °F | EPA 1020A | | | 10/15/2004 |
| **Percent Solids** | | | | | | |
| Percent Solids | 75 | % | Gravimetry | | | 10/18/2004 |
| **Reactivity** | | | | | | |
| Cyanides, releasable HCN | ND | mg/kg | EPA 9014 | 13 | | 10/05/2004 |
| Sulfides, releasable H2S | ND | mg/kg | EPA 9034 | 13 | | 10/05/2004 |
| **Sample ID BH26-4 / 04100201-06 / Soil** | | | | | | |
| **Corrosivity / pH** | | | | | | |
| pH | 7.89 | pH units | EPA 9045 | | | 10/13/2004 |
| **Flash Point / Ignitability** | | | | | | |
| Flash Point | > 140 | °F | EPA 1020A | | | 10/15/2004 |
| **Percent Solids** | | | | | | |
| Percent Solids | 77 | % | Gravimetry | | | 10/18/2004 |
| **Reactivity** | | | | | | |
| Cyanides, releasable HCN | ND | mg/kg | EPA 9014 | 13 | | 10/05/2004 |
| Sulfides, releasable H2S | ND | mg/kg | EPA 9034 | 130 | | 10/05/2004 |
| **Sample ID BH15-0 / 04100201-07 / Soil** | | | | | | |
| **Corrosivity / pH** | | | | | | |
| pH | 7.68 | pH units | EPA 9045 | | | 10/13/2004 |
| **Flash Point / Ignitability** | | | | | | |
| Flash Point | > 140 | °F | EPA 1020A | | | 10/15/2004 |
| **Percent Solids** | | | | | | |
| Percent Solids | 80 | % | Gravimetry | | | 10/18/2004 |
| **Reactivity** | | | | | | |
| Cyanides, releasable HCN | ND | mg/kg | EPA 9014 | 12 | | 10/05/2004 |
| Sulfides, releasable H2S | ND | mg/kg | EPA 9034 | 12 | | 10/05/2004 |

OFFICES:
6630 BALTIMORE NATIONAL PIKE
ROUTE 40 WEST
BALTIMORE, MARYLAND 21228
410-747-8770
800-932-9047
410-788-8723 Fax
www.phaseonline.com

# PHASE SEPARATION SCIENCE, INC.

ANALYTICAL CHEMISTRY • ENVIRONMENTAL SCIENCE

CERTIFICATE OF ANALYSIS
No. 04100201 Page 5 of 5
**Earth Tech**
October 18, 2004

Project: ACWP
Site Location: 3406 South Glebe Rd., Arlington, VA
Project Number: 61153.301.20

Date Sampled: 10/01/2004
Date Received: 10/02/2004

| Result | Unit | Method | PQL | Prepared | Analyzed |
|---|---|---|---|---|---|

Reviewed By

Quality Assurance Chemist

Notes/Comments:
PQL - Practical Quantitation Limit
ND - Not Detected at a concentration greater than or equal to the PQL.
Results reported on a dry weight basis where applicable.
USEPA methods recommend that the appearance of detectable levels of the above 8021B compounds be confirmed when unfamiliar samples are analyzed.

# SAMPLE CHAIN OF CUSTODY/AGREEMENT FORM

## PHASE SEPARATION SCIENCE, INC.

www.phaseonline.com
email: info@phaseonline.com

(1)
CLIENT: Earth Tech Inc. PHONE NO.: (703) 706-0505
PROJECT MGR: Brendan McGuinness FAX NO.: (703) 549-9134
EMAIL:
PROJECT NAME: ACWP
SITE LOCATION: 3406 South Glebe Rd. Arlington, VA
PROJECT NO.: 61153.301.20 P.O. NO.:

PSS Project #: 04100201

PAGE 1 OF 1

(2)

| LAB NO. | SAMPLE IDENTIFICATION | DATE | TIME | MATRIX | No. CONTAINERS | SAMPLE TYPE C = COMP G = GRAB | TPH-DRO (8015B) | BTEX, Naphthalene | Ignitability, corrosivity, reactivity | Full TCLP-metals, SVOCs, VOCs, herbicides, pesticides, corrosivity, reactivity and total PCBs | | | | | | REMARKS |
|---|---|---|---|---|---|---|---|---|---|---|---|---|---|---|---|---|
| ✓ | BH18-0 | 10/01/04 | 1420 | SO | 4 | | ✓ | ✓ | | | | | | | | |
| ✓ | BH22-4 | 10/01/04 | 1430 | SO | 4 | | ✓ | ✓ | | | | | | | | |
| ✓ | BH24-4 | 10/01/04 | 1800 | SO | 8 | | | | ✓ | ✓ | | | | | | |
| ✓ | BH16-0 | 10/01/04 | 1810 | SO | 1 | | | | ✓ | | | | | | | |
| ✓ | BH25-4 | 10/01/04 | 1840 | SO | 1 | | | | ✓ | | | | | | | |
| ✓ | BH26-4 | 10/01/04 | 1850 | SO | 1 | | | | ✓ | | | | | | | |
| ✓ | BH15-0 | 10/01/04 | 1855 | SO | 1 | | | | ✓ | | | | | | | |
| ✓ | | | | | | | | | | | | | | | | |

(5)

| Collected / Relinquished By: (1) | Date | Time | Received By: |
|---|---|---|---|
| Ken Johnstone | 10/01/04 | 1920 | |
| Relinquished By: (2) | Date | Time | Received By: |
| Relinquished By: (3) | Date | Time | Received By: |
| Collected / Relinquished By: (4) | Date 10/2/04 | Time 0905 | Received By: [signature] |

(4)

Requested Turnaround Time
☒ 5-Day (Std.) ☐ 3-Day ☐ 2-Day
☐ Next Day ☐ Emergency ☐ Other

Data Deliverables Required:

Special Instructions:

Sample Condition Upon Receipt:

Custody Seal:

Shipping Carrier: FEDEX 8418 2873 8141

Shipping Ticket No.:

6630 Baltimore National Pike • Route 40 West • Baltimore, Maryland 21228 • (410) 747-8770 • (800) 932-9047 • Fax (410) 788-8723

The client (Client Name), by signing, or having client's agent sign, this "Sample Chain of Custody/Agreement Form", agrees to pay for the above requested services per the latest version of the Service Brochure or PSS-provided quotation including any and all attorney's or other reasonable fees if colleciton becomes necessary.

OFFICES:
6630 BALTIMORE NATIONAL PIKE
ROUTE 40 WEST
BALTIMORE, MARYLAND 21228
410-747-8770
800-932-9047
410-788-8723 Fax
www.phaseonline.com

# PHASE SEPARATION SCIENCE, INC.

ANALYTICAL CHEMISTRY • ENVIRONMENTAL SCIENCE

CERTIFICATE OF ANALYSIS
No. 04093003 Page 1 of 2
**Earth Tech**
October 14, 2004

Project: ACWP
Site Location: 3406 South Glebe Rd., Arlington, VA
Project Number: 61153.10.09

Date Sampled: 9/29/2004
Date Received: 9/30/2004

| | Result | Unit | Method | PQL | Prepared | Analyzed |
|---|---|---|---|---|---|---|
| **Sample ID BH03-4 / 04093003-01 / Soil** | | | | | | |
| **Percent Solids** | | | | | | |
| Percent Solids | 77 | % | Gravimetry | | | 10/01/2004 |
| **Purgeable Aromatics** | | | | | | |
| Benzene | ND | ug/kg | 5035/8021B | 1 | | 10/10/2004 |
| Toluene | ND | ug/kg | 5035/8021B | 1 | | 10/10/2004 |
| Ethylbenzene | ND | ug/kg | 5035/8021B | 1 | | 10/10/2004 |
| Total Xylenes | ND | ug/kg | 5035/8021B | 1 | | 10/10/2004 |
| Naphthalene | ND | ug/kg | 5035/8021B | 1 | | 10/10/2004 |
| **Total Petroleum Hydrocarbons - DRO** | | | | | | |
| Diesel Range Organics | ND | mg/kg | EPA 8015B | 13 | 10/12/2004 | 10/13/2004 |
| **Sample ID BH03-GW-01 / 04093003-02 / Ground Water** | | | | | | |
| **Purgeable Aromatics** | | | | | | |
| Benzene | ND | ug/L | EPA 8021B | 1 | | 10/12/2004 |
| Toluene | ND | ug/L | EPA 8021B | 1 | | 10/12/2004 |
| Ethylbenzene | ND | ug/L | EPA 8021B | 1 | | 10/12/2004 |
| Total Xylenes | ND | ug/L | EPA 8021B | 1 | | 10/12/2004 |
| Naphthalene | ND | ug/L | EPA 8021B | 1 | | 10/12/2004 |
| **Total Petroleum Hydrocarbons - DRO** | | | | | | |
| Diesel Range Organics | ND | mg/L | EPA 8015B | 0.36 | 10/05/2004 | 10/07/2004 |
| **Sample ID BH05-4 / 04093003-03 / Soil** | | | | | | |
| **Percent Solids** | | | | | | |
| Percent Solids | 82 | % | Gravimetry | | | 10/01/2004 |
| **Purgeable Aromatics** | | | | | | |
| Benzene | ND | ug/kg | 5035/8021B | 1 | | 10/10/2004 |
| Toluene | ND | ug/kg | 5035/8021B | 1 | | 10/10/2004 |
| Ethylbenzene | ND | ug/kg | 5035/8021B | 1 | | 10/10/2004 |
| Total Xylenes | ND | ug/kg | 5035/8021B | 1 | | 10/10/2004 |
| Naphthalene | ND | ug/kg | 5035/8021B | 1 | | 10/10/2004 |
| **Total Petroleum Hydrocarbons - DRO** | | | | | | |
| Diesel Range Organics | ND | mg/kg | EPA 8015B | 12 | 10/12/2004 | 10/13/2004 |

OFFICES:
6630 BALTIMORE NATIONAL PIKE
ROUTE 40 WEST
BALTIMORE, MARYLAND 21228
410-747-8770
800-932-9047
410-788-8723 Fax
www.phaseonline.com

# PHASE SEPARATION SCIENCE, INC.

ANALYTICAL CHEMISTRY • ENVIRONMENTAL SCIENCE

CERTIFICATE OF ANALYSIS
No. 04093003 Page 2 of 2
**Earth Tech**
October 14, 2004

Project: ACWP
Site Location: 3406 South Glebe Rd., Arlington, VA
Project Number: 61153.10.09

Date Sampled: 9/29/2004
Date Received: 9/30/2004

| | Result | Unit | Method | PQL | Prepared | Analyzed |
|---|---|---|---|---|---|---|
| **Sample ID BH07-8 / 04093003-04 / Soil** | | | | | | |
| **Percent Solids** | | | | | | |
| Percent Solids | 79 | % | Gravimetry | | | 10/01/2004 |
| **Purgeable Aromatics** | | | | | | |
| Benzene | ND | ug/kg | 5035/8021B | 1 | | 10/11/2004 |
| Toluene | ND | ug/kg | 5035/8021B | 1 | | 10/11/2004 |
| Ethylbenzene | ND | ug/kg | 5035/8021B | 1 | | 10/11/2004 |
| Total Xylenes | ND | ug/kg | 5035/8021B | 1 | | 10/11/2004 |
| Naphthalene | 20 | ug/kg | 5035/8021B | 1 | | 10/11/2004 |
| **Total Petroleum Hydrocarbons - DRO** | | | | | | |
| Diesel Range Organics | 360 | mg/kg | EPA 8015B | 12 | 10/12/2004 | 10/13/2004 |
| **Sample ID BH09-16 / 04093003-05 / Soil** | | | | | | |
| **Percent Solids** | | | | | | |
| Percent Solids | 81 | % | Gravimetry | | | 10/01/2004 |
| **Purgeable Aromatics** | | | | | | |
| Benzene | ND | ug/kg | 5035/8021B | 1 | | 10/11/2004 |
| Toluene | ND | ug/kg | 5035/8021B | 1 | | 10/11/2004 |
| Ethylbenzene | ND | ug/kg | 5035/8021B | 1 | | 10/11/2004 |
| Total Xylenes | ND | ug/kg | 5035/8021B | 1 | | 10/11/2004 |
| Naphthalene | ND | ug/kg | 5035/8021B | 1 | | 10/11/2004 |
| **Total Petroleum Hydrocarbons - DRO** | | | | | | |
| Diesel Range Organics | ND | mg/kg | EPA 8015B | 12 | 10/12/2004 | 10/12/2004 |

Reviewed By
Quality Assurance Chemist

Notes/Comments:
PQL - Practical Quantitation Limit
ND - Not Detected at a concentration greater than or equal to the PQL.
Results reported on a dry weight basis where applicable.
USEPA methods recommend that the appearance of detectable levels of the above 8021B compounds be confirmed when unfamiliar samples are analyzed.

# SAMPLE CHAIN OF CUSTODY/AGREEMENT FORM

## PHASE SEPARATION SCIENCE, INC.

www.phaseonline.com
email: info@phaseonline.com

(1)
CLIENT: Earth Tech Inc. PHONE NO.: (703) 706-0505
PROJECT MGR: Brendan McGuinness FAX NO.: (703) 549-9134
EMAIL:
PROJECT NAME: ACWP
SITE LOCATION: 3406 South Glebe Rd. Arlington, VA
PROJECT NO.: 61153.10.09 P.O. NO.:

PSS Project #: 0404 3003

PAGE 1 OF 1

(2)

| LAB NO. | SAMPLE IDENTIFICATION | DATE | TIME | MATRIX | No. CONTAINERS | SAMPLE TYPE (C = COMP, G = GRAB) | DRO (8015B) | BTEX, Naphthalene | DRO, % Solids, Moisture | TPH-DRO | | | | | | REMARKS |
|---|---|---|---|---|---|---|---|---|---|---|---|---|---|---|---|---|
| | | | | | | Preservatives Used | Hcl | HCL | — | | | | | | | |
| | | | | | | Analysis Required (3) | | | | | | | | | | |
| | BH03-4 | 09/29/04 | 1155 | SO | 4 | C | | ✓ | ✓ | ✓ | | | | | | 3 Encores + 1 jar |
| | BH03-GW-01 | 09/29/04 | 1250 | WG | 3 | G | ✓ | ✓ | | | | | | | | |
| | BH05-4 | 09/29/04 | 1415 | SO | 4 | C | | ✓ | ✓ | ✓ | | | | | | 3 Encores + 1 jar |
| | BH07-8 | 09/29/04 | 1600 | SO | 4 | C | | ✓ | ✓ | ✓ | | | | | | ↓ |
| | BH09-16 | 09/29/04 | 1800 | SO | 4 | C | | ✓ | ✓ | ✓ | | | | | | ↓ |

(5)

| Collected / Relinquished By: (1) | Date | Time | Received By: |
|---|---|---|---|
| Ken Johnstone | 09/29/04 | 1845 | |
| Relinquished By: (2) | Date 7/30 | Time 9:45 | Received By: [signature] |
| Relinquished By: (3) | Date | Time | Received By: |
| Collected / Relinquished By: (4) | Date | Time | Received By: |

(4)

Requested Turnaround Time: ☒ 5-Day (Std.) ☐ 3-Day ☐ 2-Day ☐ Next Day ☐ Emergency ☐ Other

Sample Condition Upon Receipt: Received on ice

Custody Seal:

Data Deliverables Required:

Shipping Carrier: FedEx

Shipping Ticket No.:

Special Instructions:
9/30/04 ANALYZE ALL FOR BTEXN & DRO per B McGuinness. [initials]

6630 Baltimore National Pike • Route 40 West • Baltimore, Maryland 21228 • (410) 747-8770 • (800) 932-9047 • Fax (410) 788-8723

The client (Client Name), by signing, or having client's agent sign, this "Sample Chain of Custody/Agreement Form", agrees to pay for the above requested services per the latest version of the Service Brochure or PSS-provided quotation including any and all attorney's or other reasonable fees if collection becomes necessary.

OFFICES:
6630 BALTIMORE NATIONAL PIKE
ROUTE 40 WEST
BALTIMORE, MARYLAND 21228
410-747-8770
800-932-9047
410-788-8723 Fax
www.phaseonline.com

# PHASE SEPARATION SCIENCE, INC.

ANALYTICAL CHEMISTRY • ENVIRONMENTAL SCIENCE

CERTIFICATE OF ANALYSIS
No. 04100109 Page 1 of 2
**Earth Tech**
October 15, 2004

Project: ACWP
Site Location: 3406 South Glebe Rd., Arlington, VA
Project Number: 61153.301.20

Date Sampled: 9/30/2004
Date Received: 10/01/2004

| | Result | Unit | Method | PQL | Prepared | Analyzed |
|---|---|---|---|---|---|---|
| **Sample ID BH12-12 / 04100109-01 / Soil** | | | | | | |
| **Percent Solids** | | | | | | |
| Percent Solids | 82 | % | Gravimetry | | | 10/14/2004 |
| **Purgeable Aromatics** | | | | | | |
| Benzene | ND | ug/kg | 5035/8021B | 1 | | 10/11/2004 |
| Toluene | ND | ug/kg | 5035/8021B | 1 | | 10/11/2004 |
| Ethylbenzene | ND | ug/kg | 5035/8021B | 1 | | 10/11/2004 |
| Total Xylenes | ND | ug/kg | 5035/8021B | 1 | | 10/11/2004 |
| Naphthalene | ND | ug/kg | 5035/8021B | 1 | | 10/11/2004 |
| **Total Petroleum Hydrocarbons - DRO** | | | | | | |
| Diesel Range Organics | ND | mg/kg | EPA 8015B | 12 | 10/14/2004 | 10/15/2004 |
| **Sample ID BH11-16 / 04100109-02 / Soil** | | | | | | |
| **Percent Solids** | | | | | | |
| Percent Solids | 80 | % | Gravimetry | | | 10/14/2004 |
| **Purgeable Aromatics** | | | | | | |
| Benzene | ND | ug/kg | 5035/8021B | 1 | | 10/11/2004 |
| Toluene | ND | ug/kg | 5035/8021B | 1 | | 10/11/2004 |
| Ethylbenzene | ND | ug/kg | 5035/8021B | 1 | | 10/11/2004 |
| Total Xylenes | ND | ug/kg | 5035/8021B | 1 | | 10/11/2004 |
| Naphthalene | ND | ug/kg | 5035/8021B | 1 | | 10/11/2004 |
| **Total Petroleum Hydrocarbons - DRO** | | | | | | |
| Diesel Range Organics | ND | mg/kg | EPA 8015B | 12 | 10/14/2004 | 10/15/2004 |
| **Sample ID BH-12-GW02 / 04100109-03 / Ground Water** | | | | | | |
| **Purgeable Aromatics** | | | | | | |
| Benzene | ND | ug/L | EPA 8021B | 1 | | 10/12/2004 |
| Toluene | ND | ug/L | EPA 8021B | 1 | | 10/12/2004 |
| Ethylbenzene | ND | ug/L | EPA 8021B | 1 | | 10/12/2004 |
| Total Xylenes | ND | ug/L | EPA 8021B | 1 | | 10/12/2004 |
| Naphthalene | ND | ug/L | EPA 8021B | 1 | | 10/12/2004 |
| **Total Petroleum Hydrocarbons - DRO** | | | | | | |
| Diesel Range Organics | ND | mg/L | EPA 8015B | 0.5 | 10/05/2004 | 10/08/104 |

OFFICES:
6630 BALTIMORE NATIONAL PIKE
ROUTE 40 WEST
BALTIMORE, MARYLAND 21228
410-747-8770
800-932-9047
410-788-8723 Fax
www.phaseonline.com

# PHASE SEPARATION SCIENCE, INC.

ANALYTICAL CHEMISTRY • ENVIRONMENTAL SCIENCE

CERTIFICATE OF ANALYSIS
No. 04100109 Page 2 of 2
**Earth Tech**
October 15, 2004

Project: ACWP
Site Location: 3406 South Glebe Rd., Arlington, VA
Project Number: 61153.301.20

Date Sampled: 9/30/2004
Date Received: 10/01/2004

| | Result | Unit | Method | PQL | Prepared | Analyzed |
|---|---|---|---|---|---|---|
| **Sample ID BH14-4 / 04100109-04 / Soil** | | | | | | |
| **Corrosivity / pH** | | | | | | |
| pH | 6.6 | pH units | EPA 9045 | | | 10/06/2004 |
| **Percent Solids** | | | | | | |
| Percent Solids | 78 | % | Gravimetry | | | 10/14/2004 |
| **Reactivity** | | | | | | |
| Cyanides, releasable HCN | ND | mg/kg | EPA 9014 | 13 | | 10/06/2004 |
| Sulfides, releasable H2S | ND | mg/kg | EPA 9034 | 130 | | 10/06/2004 |

Reviewed By

Quality Assurance Chemist

Notes/Comments:
PQL - Practical Quantitation Limit
ND - Not Detected at a concentration greater than or equal to the PQL.
Results reported on a dry weight basis where applicable.
USEPA methods recommend that the appearance of detectable levels of the above 8021B compounds be confirmed when unfamiliar samples are analyzed.

# SAMPLE CHAIN OF CUSTODY/AGREEMENT FORM

## PHASE SEPARATION SCIENCE, INC.

www.phaseonline.com
email: info@phaseonline.com

(1)
CLIENT: Earth Tech Inc. PHONE NO.: (703) 706-0505
PROJECT MGR: Brendan McGuinness FAX NO.: (703) 549-9134
EMAIL:
PROJECT NAME: ACWP
SITE LOCATION: 3406 South Glebe Rd., Arlington, VA
PROJECT NO.: 61153.301.20 P.O. NO.:

PSS Project #: 04100110

PAGE 1 OF 1

(2)

| LAB NO. | SAMPLE IDENTIFICATION | DATE | TIME | MATRIX | No. CONTAINERS | SAMPLE TYPE C = COMP G = GRAB | TPH-DRO (8015B) | BTEX Naphthalene | | | | | | | | REMARKS |
|---|---|---|---|---|---|---|---|---|---|---|---|---|---|---|---|---|
| | | | | | | Preservatives Used | HCL | | | | | | | | | |
| | | | | | | Analysis Required (3) | | | | | | | | | | |
| | BH12-17 | 09/30/04 | 1215 | SO | 4 | C | ✓ | ✓ | | | | | | | | |
| | BH11-16 | 09/30/04 | 1220 | SO | 4 | C | ✓ | ✓ | | | | | | | | |
| | BH12-GW02 | 09/30/04 | 1300 | WG | 3 | G | ✓ | ✓ | | | | | | | | |
| | BH14-4 | 09/30/04 | 1725 | SO | 4 | C | ✓ | ✓ | | | | | | | | |

(5)

| Collected / Relinquished By: (1) | Date | Time | Received By: |
|---|---|---|---|
| Ken Johnstone | 09/30/04 | 1830 | |
| Relinquished By: (2) | Date | Time | Received By: |
| | 10/1/04 | 10:00 | [illegible] |
| Relinquished By: (3) | Date | Time | Received By: |
| | | | |
| Collected / Relinquished By: (4) | Date | Time | Received By: |
| | | | |

(4)

Requested Turnaround Time: ☒ 5-Day (Std.) ☐ 3-Day ☐ 2-Day ☐ Next Day ☐ Emergency ☐ Other

Sample Condition Upon Receipt: Good on ice
Custody Seal:

Data Deliverables Required:

Shipping Carrier: Fed Ex
Shipping Ticket No.:

Special Instructions:

6630 Baltimore National Pike • Route 40 West • Baltimore, Maryland 21228 • (410) 747-8770 • (800) 932-9047 • Fax (410) 788-8723

The client (Client Name), by signing, or having client's agent sign, this "Sample Chain of Custody/Agreement Form", agrees to pay for the above requested services per the latest version of the Service Brochure or PSS-provided quotation including any and all attorney's or other reasonable fees if colleciton becomes necessary.