

# POMONA

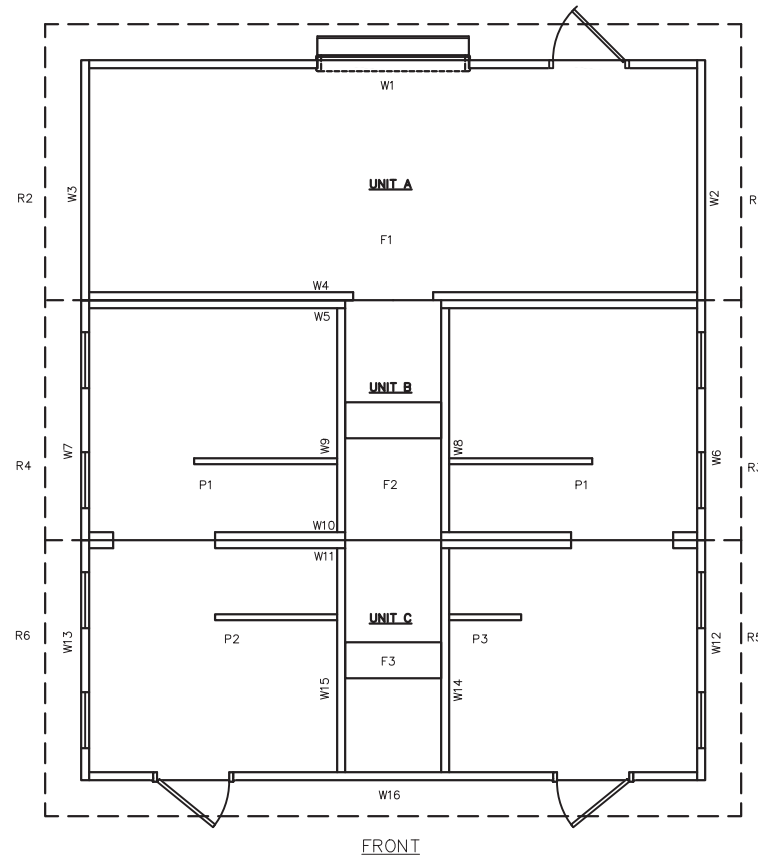
MANUFACTURED BY:  
CXT INC. (TX)  
901 N. HIGHWAY 77  
HILLSBORO, TX 76645

SITE ADDRESS:  
MEL ROBERTS PARK  
901 N CEDAR ST  
FOLEY, AL 36535

MARINE PACKAGE

## PANEL MARK NO. KEY PLAN

BACK



FRONT

### NOTES

- BUILDING IS DESIGNED TO COMPLY WITH THE 2021 INTERNATIONAL BUILDING CODE (IBC).
- DESIGN COMPLIES WITH THE PROVISIONS OF THE 2021 IBC CODE FOR THE FOLLOWING LOADS:  
GROUND SNOW LOAD = 60 PSF  
ROOF SNOW LOAD = 50 PSF  
FLOOR LIVE LOAD = 400 PSF  
IBC DESIGN SPECTRAL RESPONSE  $S_s = 0.401$ ,  $S_1 = 0.175$   
SITE CLASS D  
RISK CATEGORY: II  
SEISMIC DESIGN CATEGORY: D  
BEARING WALL SYSTEM  $R = 4.0$   
A5 - INTERMEDIATE PRECAST SHEARWALLS BASIC  
WIND -  $V = 160$  MPH  
WIND -  $V_{ASD} = 123$  MPH  
WIND EXPOSURE C  
\*\*\*BUILDING IS NOT TO BE PLACED IN A LOCATION WHERE LOADS EXCEED THE VALUES PROVIDED ABOVE.
- CONSTRUCTION TYPE: B  
OCCUPANCY: U  
OCCUPANT LOAD: 8  
EXTERIOR WALLS: 1-HR RATED PER IBC TABLE 720.1(2), ITEM 4-1.1  
MINIMUM FIRE SEPARATION DISTANCE: 10 FEET (PER IBC TABLE 705.8)  
MAXIMUM UNPROTECTED OPENING AREA: 4.28% (WALL W6, W7, W12, & W13)
- CONCRETE STRENGTH  $f'_{ci} = 2500$  PSI INITIAL  $f'_{c} = 5000$  PSI AIR ENTRAINMENT  $6\% \pm 1 \frac{1}{2}\%$  IN PLASTIC CONCRETE.  
REINFORCING STEEL: ASTM A615 #3 GRADE 40, #4 AND LARGER GRADE 60  
MINIMUM LAP 18" AT SPLICES. TIE BARS WITH DOUBLE ANNEALED 16 GA IRON WIRE. REINFORCING TO BE PLACED IN CENTER OF PANEL UNO.  
REINFORCING STEEL SHALL BE ACCURATELY PLACED, ADEQUATELY SUPPORTED AND SECURED AGAINST DISPLACEMENT BEFORE CONCRETE IS PLACED AND SHALL ALSO MET THE STANDARDS SET FORTH IN ACI 318.  
WELDED WIRE FABRIC(W.W.F.): ASTM A1064, 4x4xW6.7xW6.7,  $F_y=80$  KSI (OR EQUIVAL), SMOOTH WIRE, MIN. LAP 2 SQUARES.
- EMBEDDED ITEMS IDENTIFIED ON DRAWINGS(i.e. PS-2, R301) REFER TO CXT STANDARD EMBEDMENT CATALOG.
- BACK OF PANELS TO HAVE SMOOTH TROWEL FINISH U.N.O. ALL SURFACES TO BE TEXTURED ARE NOTED ON PANEL DWG'S
- REFER TO SEPARATE CXT INCORPORATED SPECIFICATIONS COVERING DESIGN, MATERIALS, PRODUCTION, AND INSTALLATION CRITERIA FOR SPECIFIC STYLE OF BUILDING.
- ALL REBAR BENDS TO HAVE A MINIMUM RADIUS OF 6x THE BAR DIAMETER.
- ADEQUATE PLUMBING FACILITIES MUST BE PROVIDED IN ACCORDANCE WITH THE 2021 IBC (NOT BY CXT)
- INSTALLATION TO MEET APPLICABLE FEDERAL, STATE, AND LOCAL CODES BY OTHERS.

### APPLICABLE CODES


2021 INTERNATIONAL BUILDING CODE (IBC)  
2021 INTERNATIONAL PLUMBING CODE  
2021 INTERNATIONAL MECHANICAL CODE  
2020 NATIONAL ELECTRICAL CODE (NEC)  
2021 INTERNATIONAL ENERGY CONSERVATION CODE (2019 ASHRAE 90.1)  
2010 ADA STANDARDS FOR ACCESSIBLE DESIGN

### SPECIAL CONDITIONS AND/OR LIMITATIONS

ACCESSIBILITY TO THIS BUILDING, INCLUDING PARKING, IS TO BY PROVIDED BY OTHER AND CONSTRUCTED IN ACCORDANCE WITH ALL LOCAL BUILDING CODES

### INDEX OF DRAWINGS

- PM-01 COVER SHEET
- PM-02 RIGGING DETAILS
- PM-03 FLOOR PLAN
- PM-04 BUILDING ELEVATIONS
- PM-05 BUILDING ELEVATIONS
- PM-06 INTERIOR RESTROOM ELEVATIONS
- PM-07 INTERIOR CONCESSIONS ELEVATIONS
- PM-08 CASTING DETAILS
- PM-09 WALL PANEL MARK W1
- PM-10 WALL PANEL MARK W2
- PM-11 WALL PANEL MARK W3
- PM-12 WALL PANEL MARK W4
- PM-13 WALL PANEL MARK W5
- PM-14 WALL PANEL MARK W6
- PM-15 WALL PANEL MARK W7
- PM-16 WALL PANEL MARK W8
- PM-17 WALL PANEL MARK W9
- PM-18 WALL PANEL MARK W10
- PM-19 WALL PANEL MARK W11
- PM-20 WALL PANEL MARK W12
- PM-21 WALL PANEL MARK W13
- PM-22 WALL PANEL MARK W14
- PM-23 WALL PANEL MARK W15
- PM-24 WALL PANEL MARK W16
- PM-25 FLOOR SLAB MARK F1
- PM-26 FLOOR SLAB MARK F2
- PM-27 FLOOR SLAB MARK F3
- PM-28 ROOF SLAB MARK R1
- PM-29 ROOF SLAB MARK R2
- PM-30 ROOF SLAB MARK R3
- PM-31 ROOF SLAB MARK R4
- PM-32 ROOF SLAB MARK R5
- PM-33 ROOF SLAB MARK R6
- PM-34 INTERIOR PARTITIONS P1, P2, P3
- PM-35 FOUNDATION DETAIL
- PM-36 FLOOR DRAIN LOCATIONS & BELOW FLOOR PIPING
- PM-37 PLUMBING PLAN & DIAGRAMS
- PM-38 PLUMBING PLAN & DIAGRAMS
- PM-39 PLUMBING DETAILS DIAGRAMS & SCHEDULE
- PM-40 ELECTRICAL NOTES, LEGEND, & SCHEDULE
- PM-41 ELECTRICAL PLAN
- PM-42 EMBEDDED MATERIALS
- PM-43 EMBEDDED MATERIALS



**LB Foster**  
CXT® Products

6701 E Flamingo Ave Bldg 300 Nampa, ID 83687  
901 N. Highway 77 Hillsboro, TX 76645  
362 Waverly Road Williamstown, WV 26187

PROJECT TITLE  
**POMONA**  
BUILDING NUMBER PM-050

NOTICE  
The information contained herein is proprietary and the exclusive property of CXT Incorporated. The information may only be used by the original recipient for the purpose intended. Reproduction or distribution of this information is strictly prohibited without the prior written consent of CXT Incorporated. By allowing use of this information, CXT Incorporated grants no warranty, express or implied, including a warranty of merchantability or of fitness for a particular purpose.  
CXT Incorporated

CASTING TOLERANCES:  
OVERALL LENGTH OR WIDTH  
10 FT OR UNDER =  $\pm 1/8"$   
10 TO 20 FT =  $\pm 1/8"$ , -3/16"  
20 TO 40 FT =  $\pm 1/4"$   
EDGE REINFORCEMENT TO BE NO MORE THAN 4" FROM EDGE  
TOTAL THICKNESS = -1/8, +1/4  
VARIATION FROM SQUARE =  $\pm 1/8$  PER 6 FT OF DIAGONAL  
LOCAL SMOOTHNESS = 1/4" IN 10 FT  
SWEEP =  $\pm 1/4"$   
POSITION OF TENDONS =  $\pm 1/4"$   
POSITION OF BLOCKOUTS =  $\pm 1/4"$   
SIZE OF BLOCKOUTS =  $\pm 1/4"$   
POSITION OF EMBEDS =  $\pm 1/4"$   
TIPPING AND FLUSHNESS OF PLATES = +1/16, -1/4  
BOWING = LENGTH/360  
END SQUARENESS =  $\pm 1/8"$

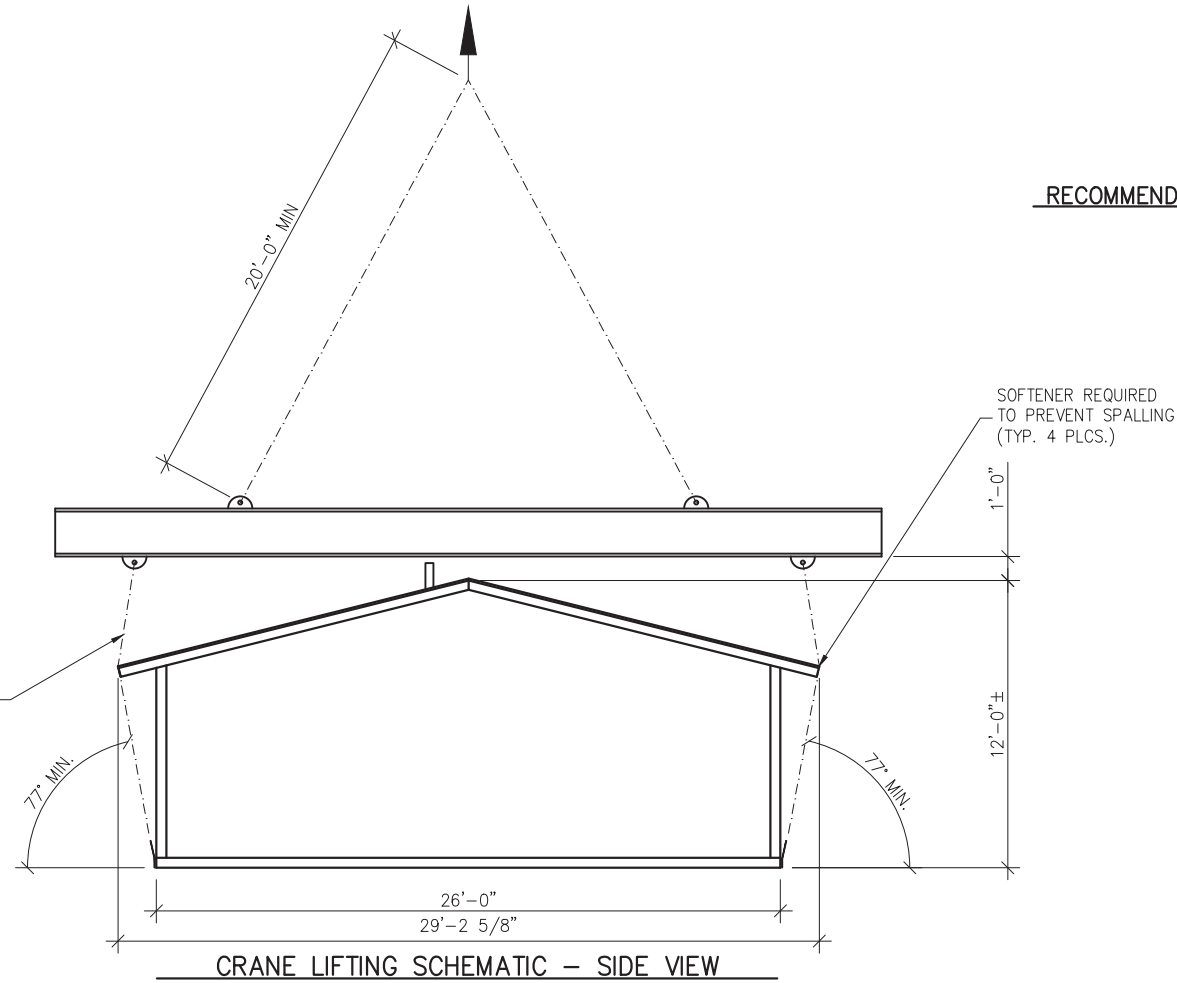
ALABAMA STATE TAG, APPROVAL, AND PE DRAWINGS (ECC ONLY) REQUIRED

WALL TEXTURE: SPLIT FACE BLOCK  
WALL COLOR: SW 7546 PRAIRIE GRASS  
ROOF TEXTURE: RIBBED METAL  
ROOF COLOR: HUNTER GREEN  
TRIM PAINT: DTM ALKYD ENAMEL BROWN  
SEALER: STANDARD  
PACKAGE: MARINE

REV.	DESCRIPTION	APPROVAL	DATE
SCALE	N/A	DATE	1-1-24
DRAWN	G.OGG	FILE NO.	PM-050
CHECKED	N.PENNER	PLOT	N/A
<b>COVER SHEET</b>			
DWG NO.	SHEET	REV.	
PM-01	1	0	
	43		

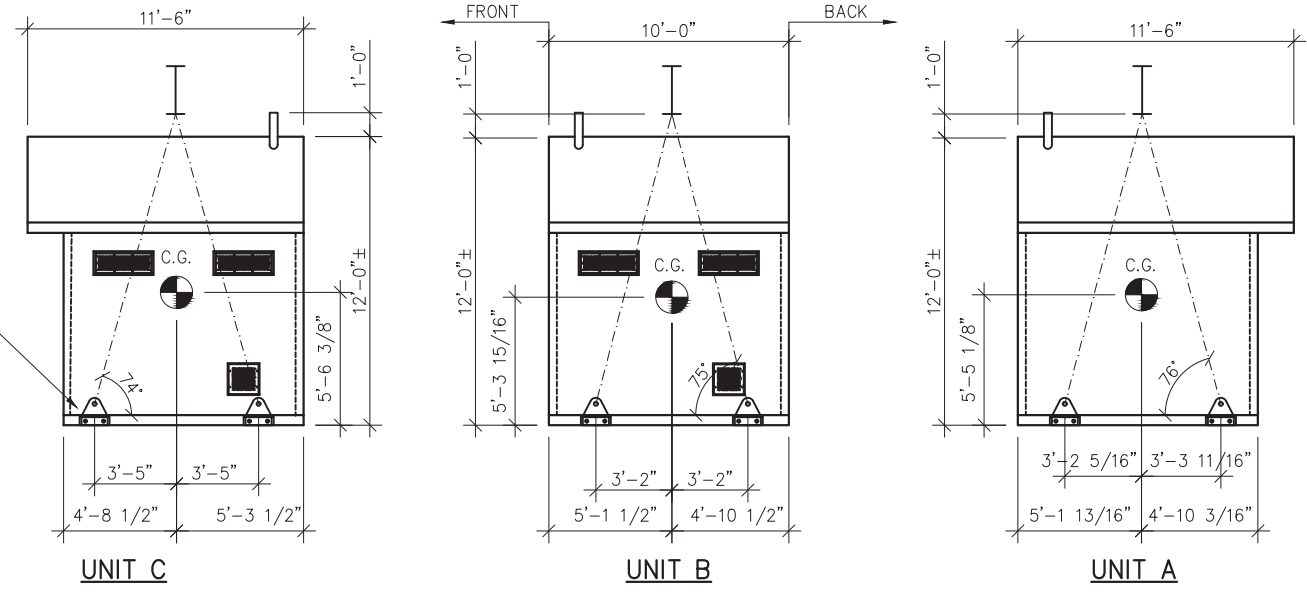
**NOTES:**

1. THE POMONA STYLE BUILDING CONSISTS OF THREE SEPARATE UNITS TO BE PLACED AND JOINED AT THE PROJECT SITE. PROPER SITE PREPARATION AND HANDLING IS ESSENTIAL FOR THE SAFE AND PROPER INSTALLATION OF THE BUILDING.
2. PROVIDE SHALLOW TRENCH WITH ROLLED EDGES ALONG BUILDING JOINT LINES TO PREVENT TRAPPING MATERIAL BETWEEN UNITS BEING DRAWN TOGETHER
3. PLACE UNITS AS CLOSE TO ONE ANOTHER AS POSSIBLE. SPACE BETWEEN UNITS SHOULD NOT EXCEED 1" AT INITIATION OF POST-TENSIONING. MAXIMUM ALLOWABLE FINISH JOINT SPACE BETWEEN UNITS SHALL BE 1/2"
4. POST-TENSIONING TO DRAW UNITS INTO CONTACT SHALL BE ACCOMPLISHED WITH EQUIPMENT PROVIDED BY CXT BY PROPERLY TRAINED PERSONNEL. INSTRUCTIONS PROVIDED BY CXT SHALL BE CAREFULLY ADHERED TO. ALL NECESSARY SAFETY PRECAUTIONS SHALL BE TAKEN BY INSTALLATION PERSONNEL. STRESS TENDONS TO DRAW UNITS TOGETHER AND TO RETAIN A MINIMUM EFFECTIVE FORCE IN EACH TENDON OF 2 KIPS AFTER ALL LOSSES.
5. AFTER COMPLETION OF BUILDING PLACEMENT, BLOCKOUTS AT POST-TENSIONING ANCHORAGE POINTS SHALL BE FILLED WITH NON-METALLIC, NON-SHRINK GROUT. PROVIDE SMOOTH, NEAT FINISH COMPATIBLE WITH SURROUNDING CONCRETE SURFACES. MATCH CONCRETE COLOR.
6. PROVIDE UTILITY CONNECTIONS (PLUMBING & ELECTRICAL) AS REQUIRED AND/OR AS CALLED FOR ON THE DRAWINGS.
7. FILL FLOOR BLOCKOUTS AFTER COMPLETION OF UTILITY HOOKUPS WITH CONCRETE. SLOPE TO DRAIN.



**POMONA**

**RECOMMENDED HANDLING AND INSTALLATION INSTRUCTIONS**




**CRANE LIFTING SCHEMATIC - END VIEW**

- NOTES:  
 1. C.G. IS APPROXIMATE.  
 2. WEIGHT IS APPROXIMATE.

SHIPPING WEIGHTS AND DIMENSIONS				
SECTION	WEIGHT	LENGTH	WIDTH	HEIGHT
A (BACK)	66,800	29'-3"	11'-6"	12'-0"
B (MIDDLE)	74,000	29'-3"	10'-0"	12'-0"
C (FRONT)	75,200	29'-3"	11'-6"	12'-0"

EMBEDDED MATERIALS	
ITEM	QTY
P.T. CABLE 40'-0"	4
CHUCKS & WEDGES	8
GROUT (BAGS)	4
HILTI HIL HY-200 A	4
REBAR R4 12x6.5	8

CU. FT. CONC.	SQ. FT. W.W.F.
---------------	----------------



February 6, 2024

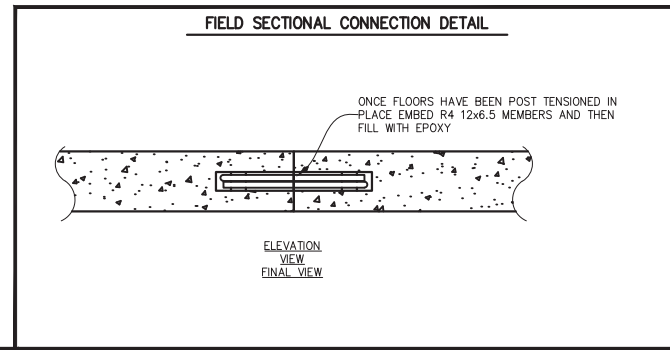


6701 E Flamingo Ave Bldg 300 Nampa, ID 83687  
 901 N. Highway 77 Hillsboro, TX 76645  
 362 Waverly Road Williamstown, WV 26187

PROJECT TITLE  
**POMONA**  
 BUILDING NUMBER PM-050

NOTICE  
 The information contained herein is proprietary and the exclusive property of CXT Incorporated. The information may only be used by the original recipient for the purpose intended. Reproduction or distribution of this information is strictly prohibited without the prior written consent of CXT Incorporated. By allowing use of this information, CXT Incorporated grants no warranty, express or implied, including a warranty of merchantability or of fitness for a particular purpose.

CXT Incorporated



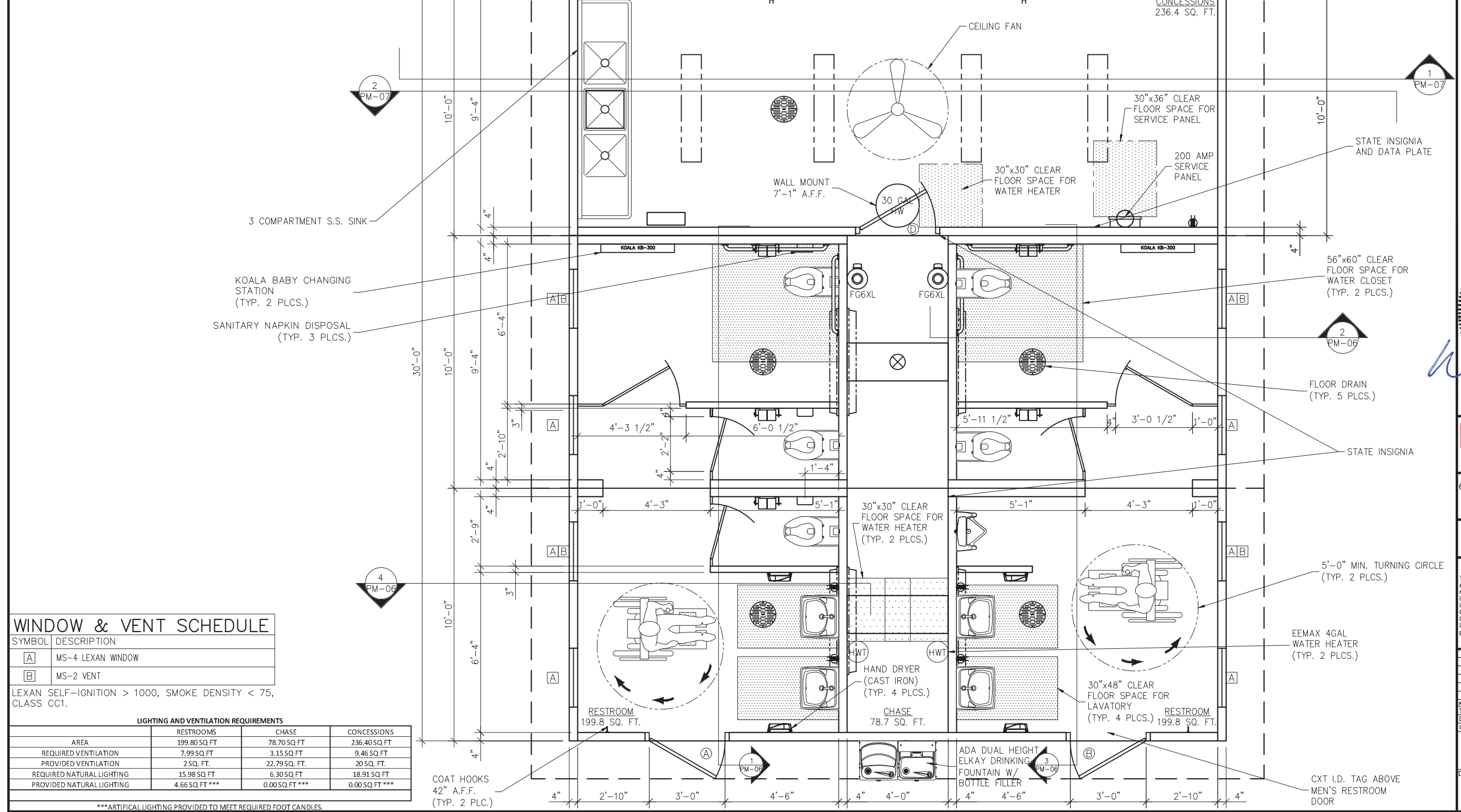
REV.	DESCRIPTION	DATE	APPROVAL	DATE
SCALE	N/A	DATE		1-1-24
DRAWN	G.OGG	FILE NO.		PM-050
CHECKED	N.PENNER	PLOT		N/A

RIGGING DETAILS		
DWG NO.	SHEET	REV.
PM-02	2 / 43	0

# MARINE PACKAGE

DOOR SCHEDULE							
TYPE	FRAME	DOOR SIZE	MATERIAL	DOOR TYPE	LATCH	LOCK	
(A)	SINGLE	3/0 x 6/8 x 3-3/4"	3/0 x 6/8 x 1-3/4"	GALVANIZED	LH REVERSE	TRILGY DL2800	N/A
	GLAZING	HINGES	KICK PLATE	STOP	SWEEP	THRESHOLD	VENTILATION
	N/A	SS SPRING HINGE 4-1/2" x 4 1/2"	N/A	WALL	3"	3" x 4" x 1/4"	N/A
(B)	SINGLE	3/0 x 6/8 x 3-3/4"	3/0 x 6/8 x 1-3/4"	GALVANIZED	RH REVERSE	TRILGY DL2800	N/A
	GLAZING	HINGES	KICK PLATE	STOP	SWEEP	THRESHOLD	VENTILATION
	N/A	SS SPRING HINGE 4-1/2" x 4 1/2"	N/A	WALL	3"	3" x 4" x 1/4"	N/A
(C)	SINGLE	3/0 x 6/8 x 3-3/4"	3/0 x 6/8 x 1-3/4"	GALVANIZED	PASSAGE	DEADBOLT	N/A
	GLAZING	HINGES	KICK PLATE	STOP	SWEEP	THRESHOLD	VENTILATION
	N/A	SS SPRING HINGE 4-1/2" x 4 1/2"	N/A	WALL	3"	3" x 4" x 1/4"	N/A
(D)	SINGLE	3/0 x 6/8 x 3-3/4"	3/0 x 6/8 x 1-3/4"	GALVANIZED	RH REVERSE	DEADBOLT	N/A
	GLAZING	HINGES	KICK PLATE	STOP	SWEEP	THRESHOLD	VENTILATION
	N/A	SS SPRING HINGE 4-1/2" x 4 1/2"	N/A	WALL	3"	3" x 4" x 1/4"	N/A

- ALL EXTERIOR DOORS AND WINDOWS TO BE LISTED AND LABELED AS COMPLIANT WITH AAMA/NWMA/CSA101/1.S.2/A440 OR TESTED PER AASTM E330.
- DOOR HARDWARE SHALL NOT REQUIRE TIGHT GRASPING, TIGHT PINCHING OR TWISTING OF THE WRIST OR SPECIAL KNOWLEDGE TO OPERATE.
- UNLATCHING OF ANY DOOR SHALL NOT REQUIRE MORE THAN ONE OPERATION.




WINDOW & VENT SCHEDULE	
SYMBOL	DESCRIPTION
(A)	MS-4 LEXAN WINDOW
(B)	MS-2 VENT

LEXAN SELF-IGNITION > 1000, SMOKE DENSITY < 75, CLASS CC1.

LIGHTING AND VENTILATION REQUIREMENTS			
AREA	RESTROOMS	CHASE	CONCESSIONS
AREA	199.80 SQ FT	78.70 SQ FT	236.40 SQ FT
REQUIRED VENTILATION	7.99 SQ FT	3.15 SQ FT	9.46 SQ FT
PROVIDED VENTILATION	2 SQ. FT.	22.79 SQ. FT.	20 SQ. FT.
REQUIRED NATURAL LIGHTING	15.98 SQ FT	6.30 SQ FT	18.91 SQ FT
PROVIDED NATURAL LIGHTING	4.66 SQ FT***	0.00 SQ FT***	0.00 SQ FT***

\*\*\*ARTIFICIAL LIGHTING PROVIDED TO MEET REQUIRED FOOT CANDLES.



February 6, 2024



6701 E Flamingo Ave Bldg 300 Nampa, ID 83687  
901 N. Highway 77 Hillsboro, TX 76645  
362 Waverly Road Williamstown, WV 26187

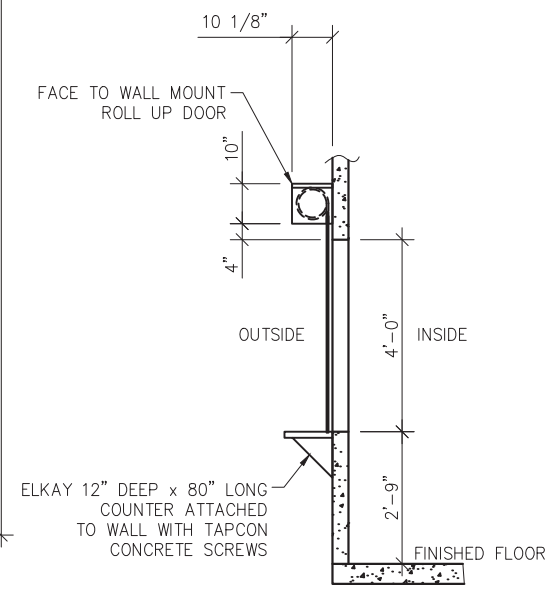
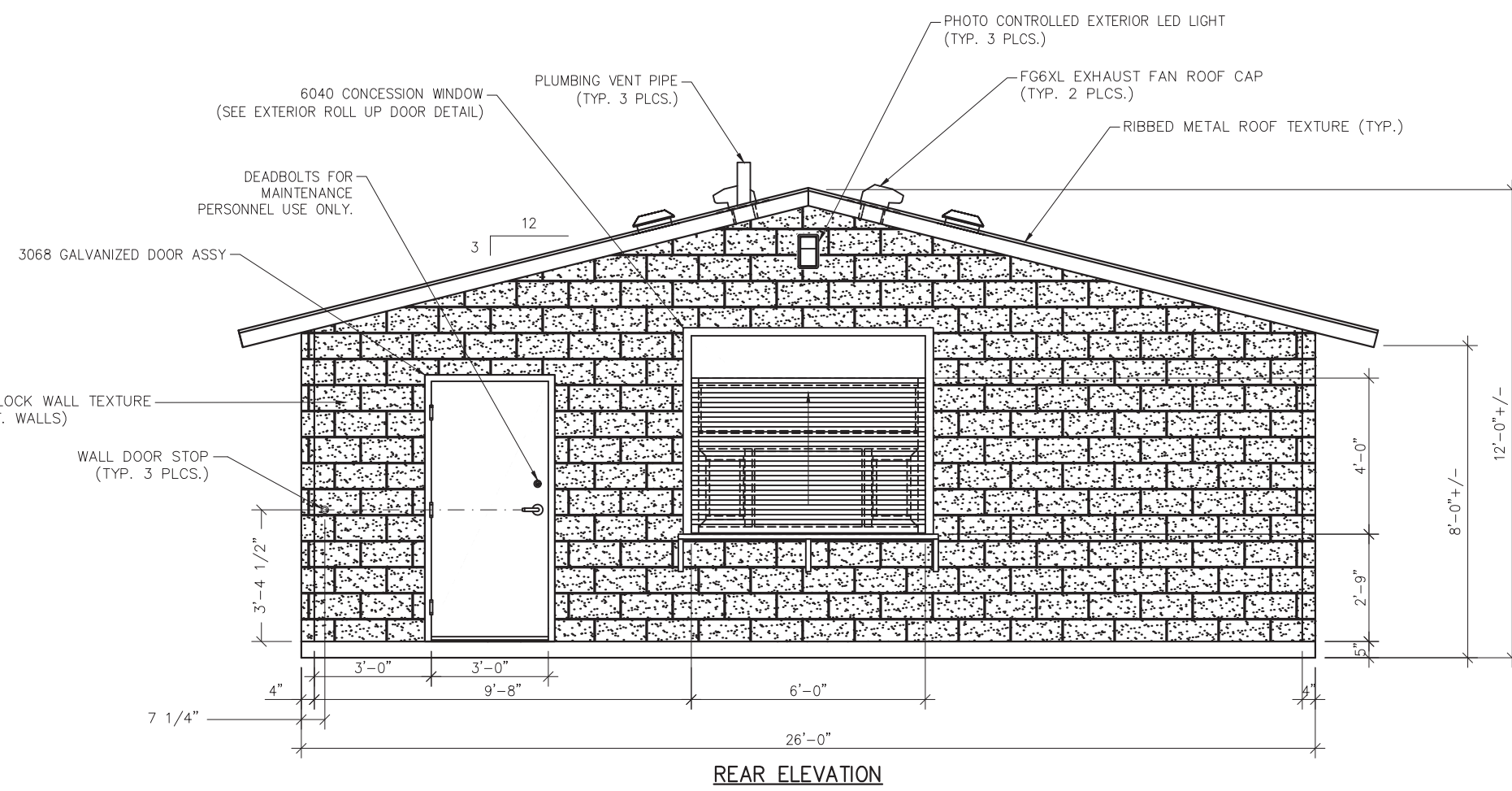
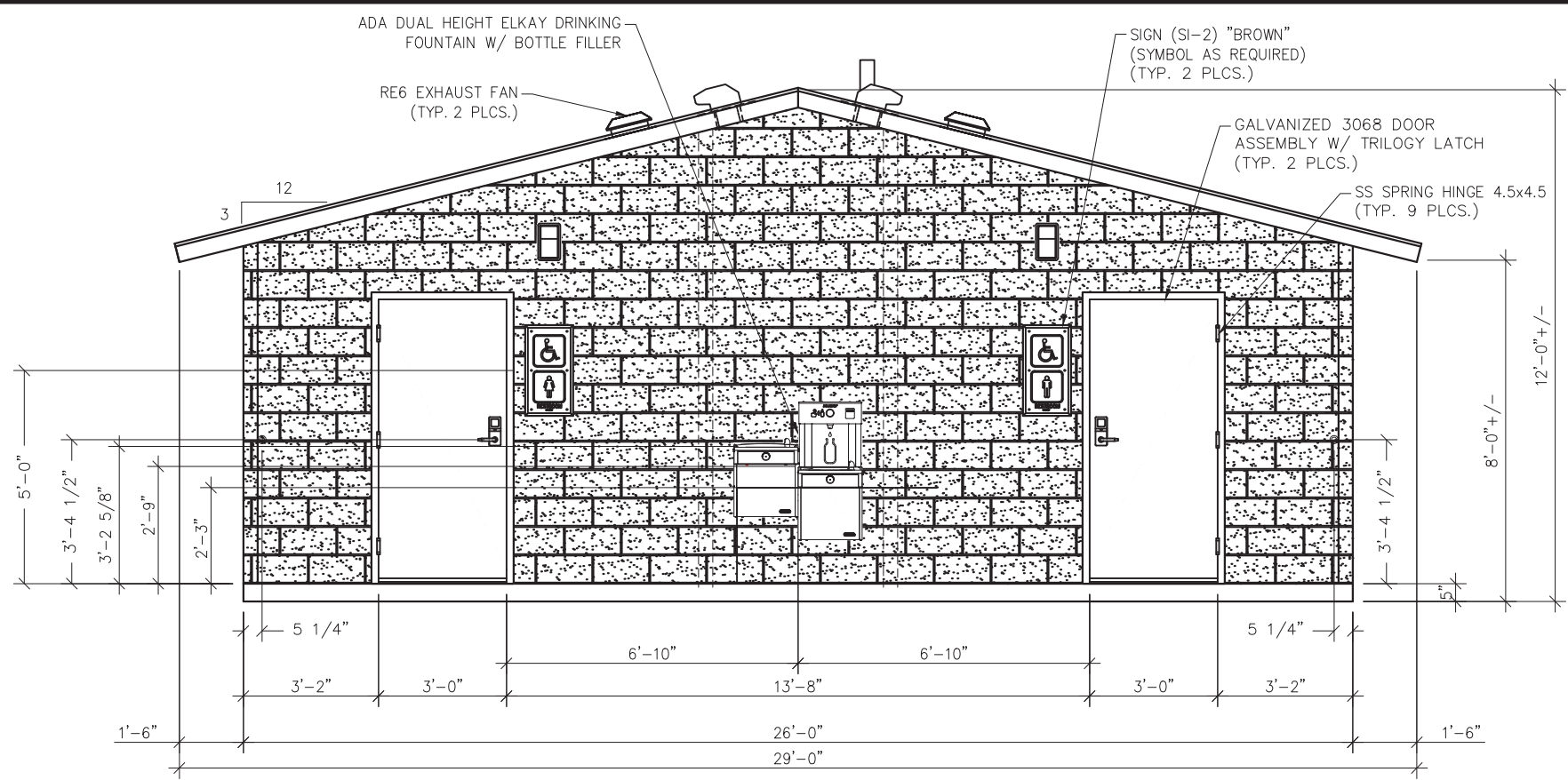
PROJECT TITLE  
**POMONA**  
BUILDING NUMBER PM-050

NOTICE  
The information contained herein is proprietary and the exclusive property of CXT Incorporated. The information may only be used by the original recipient for the purpose intended. Reproduction or distribution of this information is strictly prohibited without the prior written consent of CXT Incorporated. By allowing use of this information, CXT Incorporated grants no warranty, express or implied, including a warranty of merchantability or of fitness for a particular purpose.  
CXT Incorporated

REV.	DESCRIPTION	APPROVAL	DATE
SCALE	3/8"=1'-0"	DATE	1-1-24
DRAWN	G.OGG	FILE NO.	PM-050
CHECKED	N.PENNER	PLOT	32


FLOOR PLAN		
DWG NO.	SHEET	REV.
PM-03	3	0
	43	

# MARINE PACKAGE



MATERIALS	
ITEM	QTY
GALVANIZED 3068 TRILOGY DOOR ASSY	2
SS SPRING HINGE 4.5x4.5	9
SI-2 "BROWN"	2
3068 GALV DOOR ASSY	1
6040 CONCESSION WINDOW	1
WALL DOOR STOP	3
DRINKING FOUNTAIN W/ BOTTLE FILLER	1

MARINE PACKAGE  
 CU. FT. CONC.      SQ. FT. W.W.F.



February 6, 2024

**LB Foster**  
 CXT® Products

6701 E Flamingo Ave Bldg 300 Nampa, ID 83687  
 901 N. Highway 77 Hillsboro, TX 76645  
 362 Waverly Road Williamstown, WV 26187

PROJECT TITLE  
**POMONA**  
 BUILDING NUMBER PM-050

NOTICE  
 The information contained herein is proprietary and the exclusive property of CXT Incorporated. The information may only be used by the original recipient for the purpose intended. Reproduction or distribution of this information is strictly prohibited without the prior written consent of CXT Incorporated. By allowing use of this information, CXT Incorporated grants no warranty, express or implied, including a warranty of merchantability or of fitness for a particular purpose.  
 CXT Incorporated

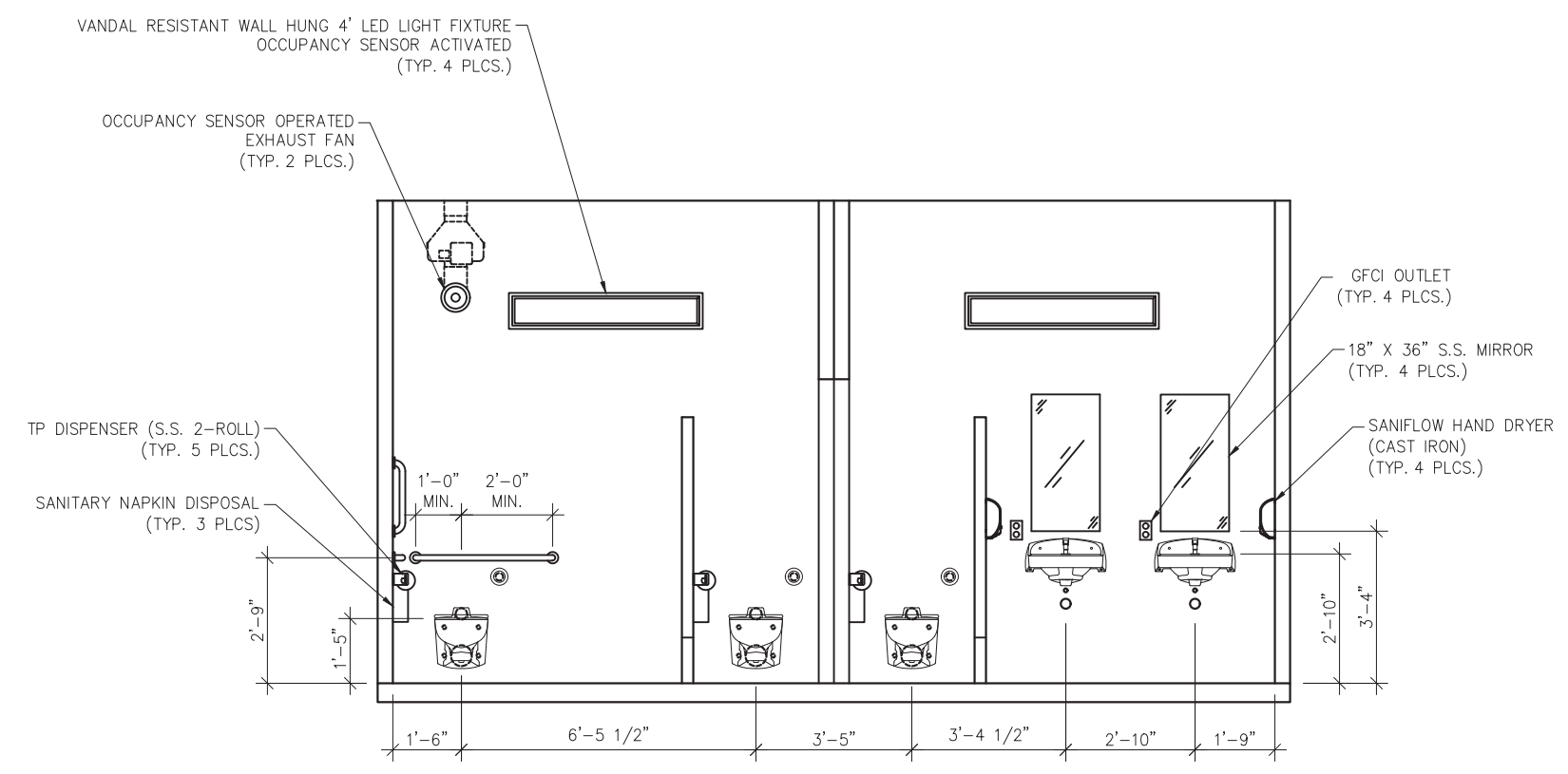
REV.	DESCRIPTION	APPROVAL	DATE
SCALE	1/4"=1'-0"	DATE	1-1-24
DRAWN	G.OGG	FILE NO.	PM-050
CHECKED	N.PENNER	PLOT	48

BUILDING ELEVATIONS  
 DWG NO. PM-04      SHEET 4      REV. 0  
 43

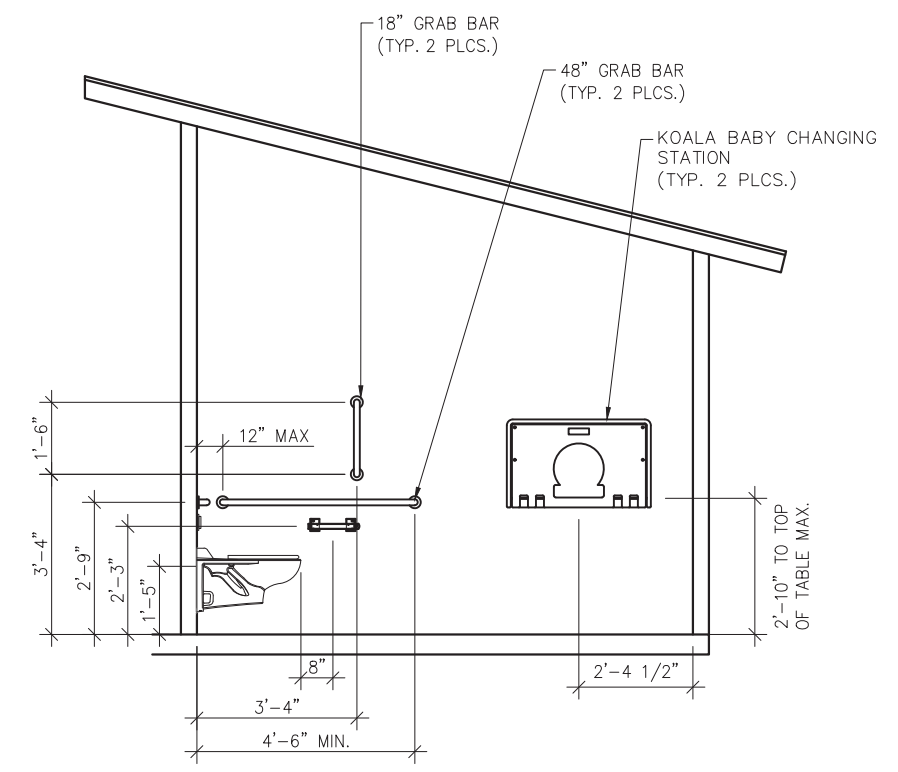


# MARINE PACKAGE

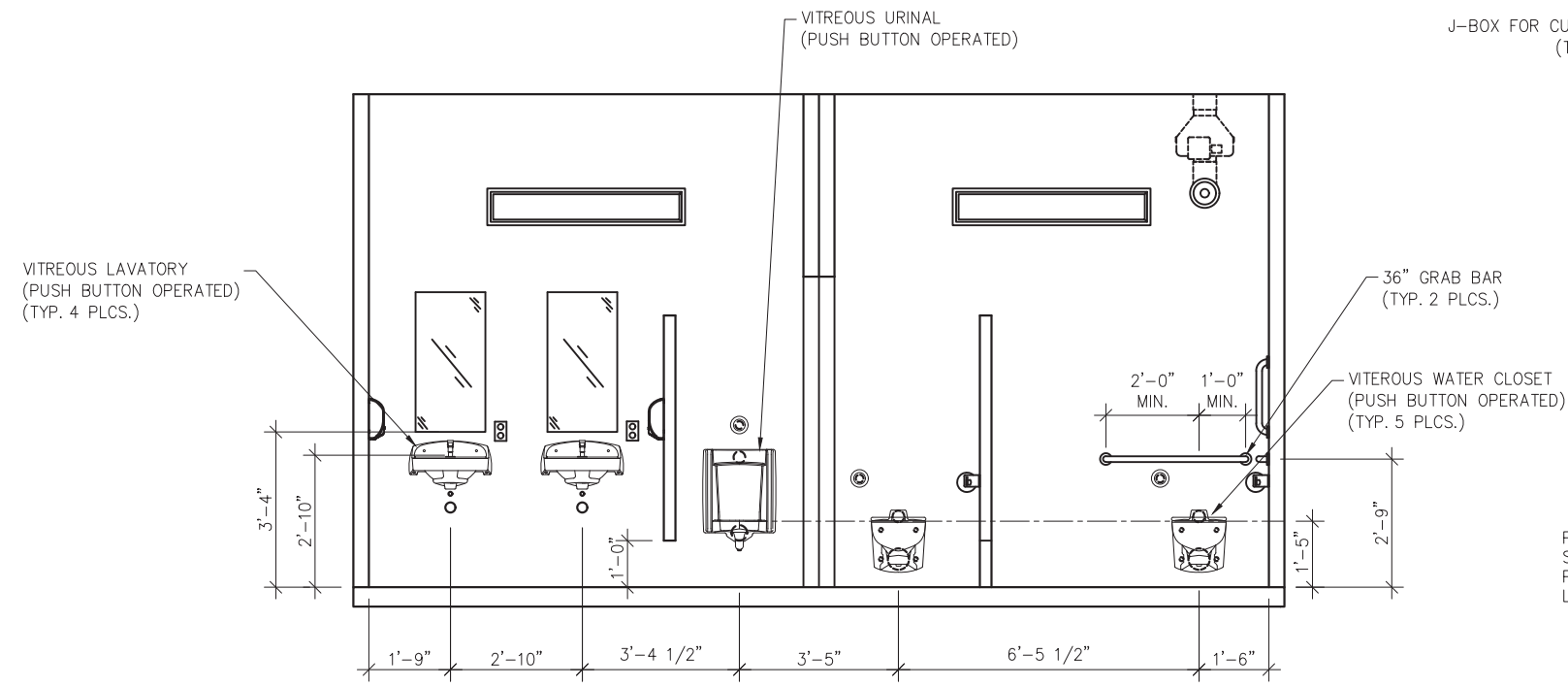
MATERIALS	
ITEM	QTY
CXT I.D. TAG	1
COAT HOOK	2
TP DISPENSER	5
TOILET PAPER ROLL	10
48" GRAB BAR	2
36" GRAB BAR	2
18" GRAB BAR	2
BABY CHANGING STATION	2
SANITARY NAPKIN DISPOSAL	3



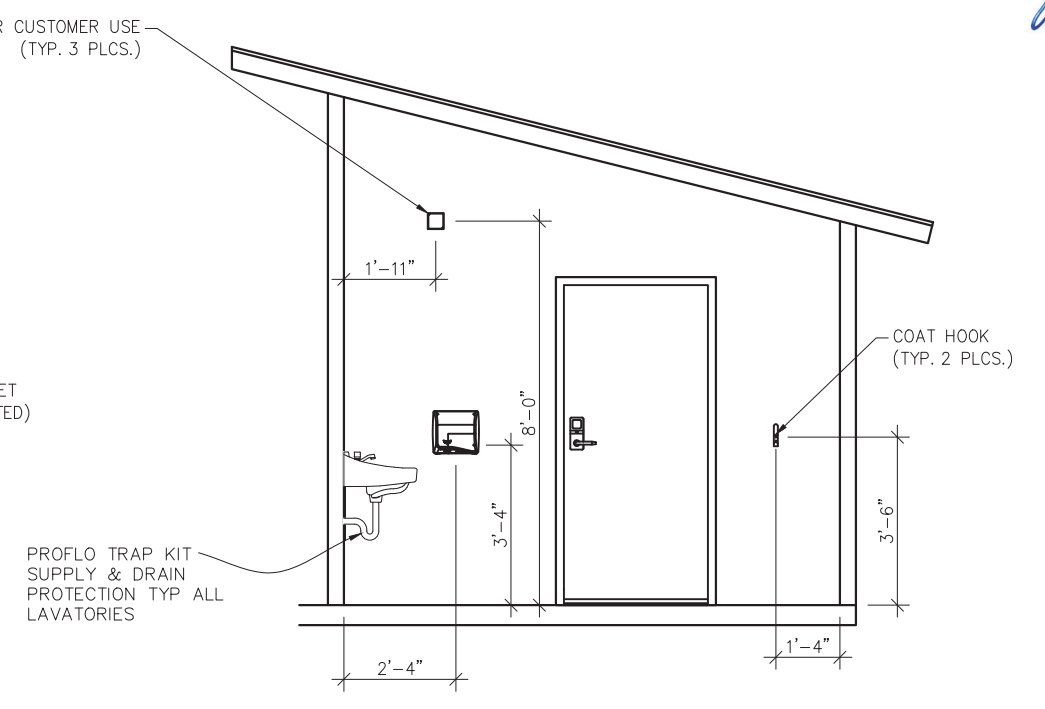
1 INTERIOR ELEVATION - WOMEN'S RESTROOM  
MEN'S OPPOSITE HAND



2 INTERIOR ELEVATION - MEN'S RESTROOM  
WOMEN'S OPPOSITE HAND




3 INTERIOR ELEVATION - MEN'S RESTROOM  
WOMEN'S OPPOSITE HAND



4 INTERIOR ELEVATION - WOMEN'S RESTROOM  
MEN'S OPPOSITE HAND

MARINE PACKAGE	
CU. FT. CONC.	SQ. FT. W.W.F.



February 6, 2024

**LB Foster**  
CXT® Products

6701 E Flamingo Ave Bldg 300 Nampa, ID 83687  
901 N. Highway 77 Hillsboro, TX 76645  
362 Waverly Road Williamstown, WV 26187

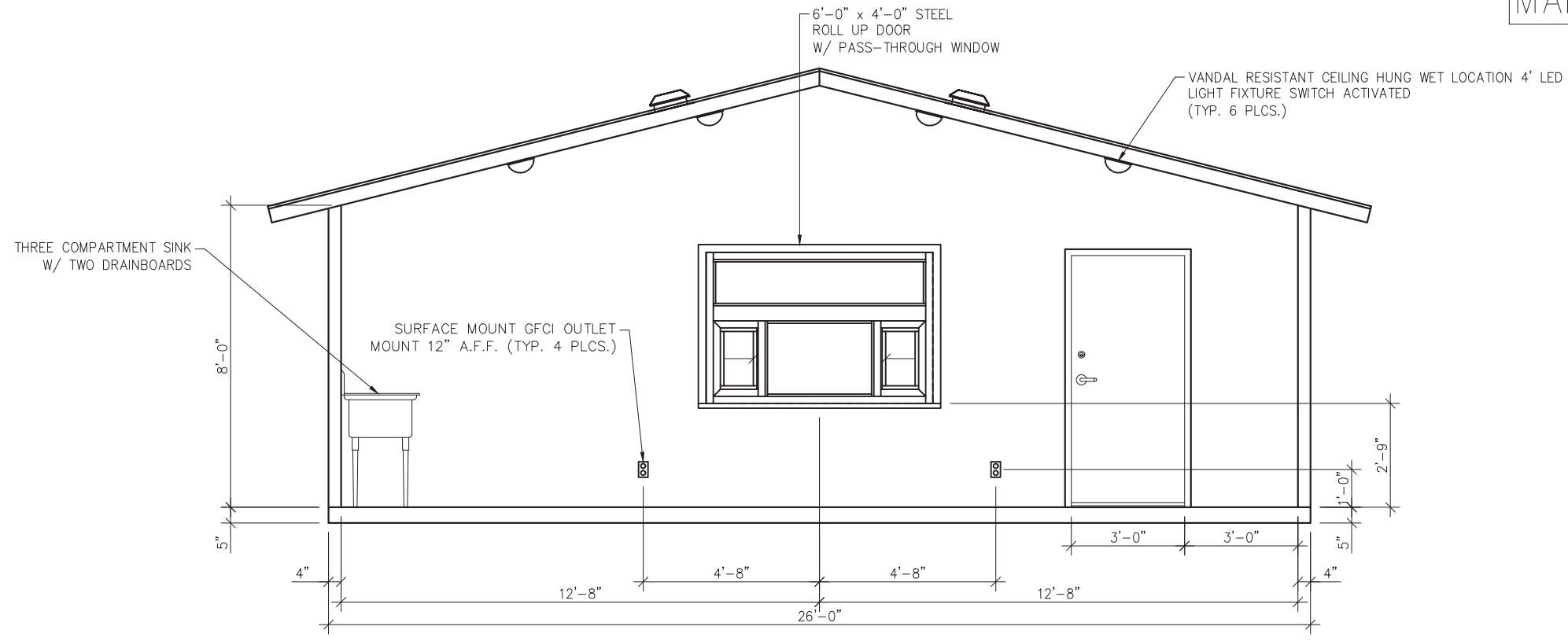
PROJECT TITLE  
**POMONA**  
BUILDING NUMBER PM-050

NOTICE  
The information contained herein is proprietary and the exclusive property of CXT Incorporated. The information may only be used by the original recipient for the purpose intended. Reproduction or distribution of this information is strictly prohibited without the prior written consent of CXT Incorporated. By allowing use of this information, CXT Incorporated grants no warranty, express or implied, including a warranty of merchantability or of fitness for a particular purpose.  
CXT Incorporated

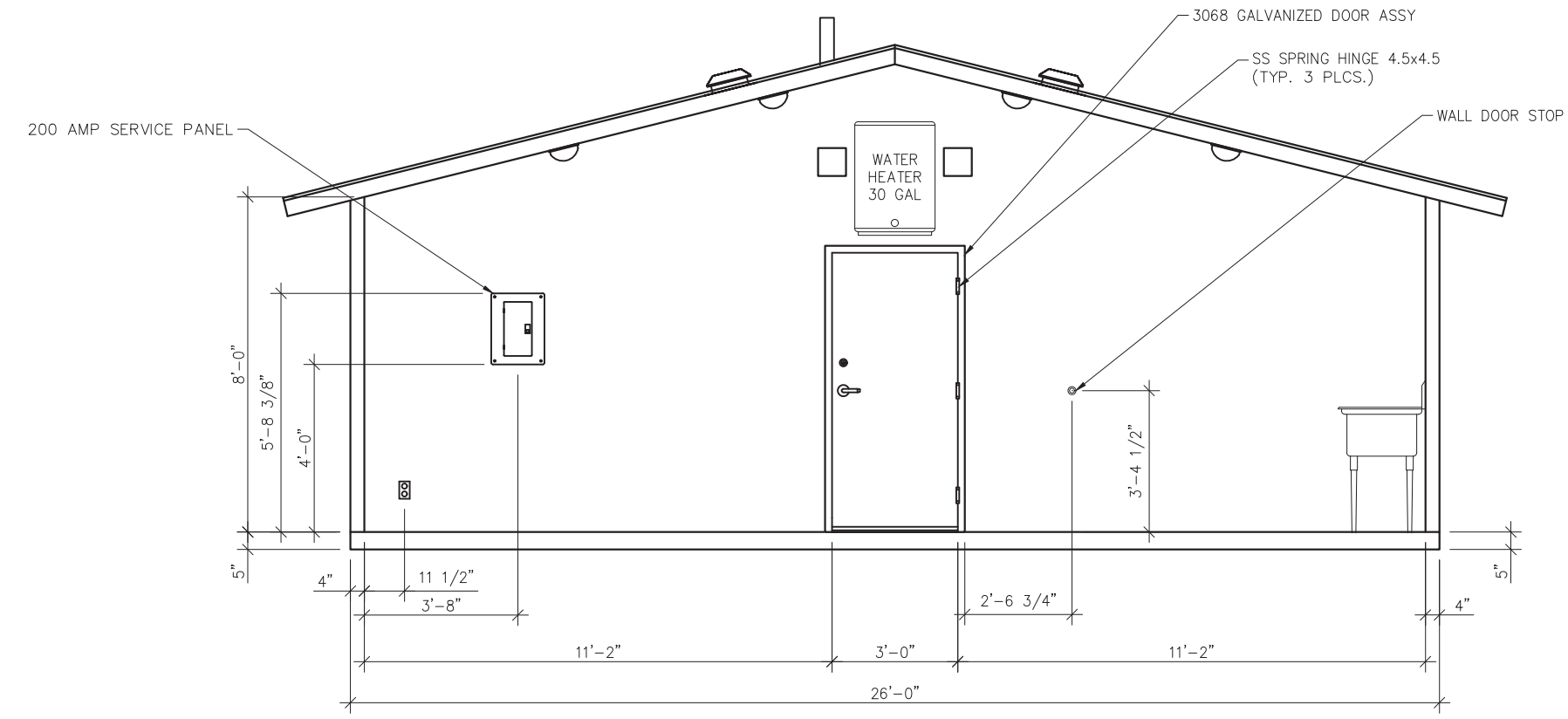
REV.	DESCRIPTION	APPROVAL	DATE
SCALE	1/4"=1'-0"	DATE	1-1-24
DRAWN	G.OGG	FILE NO.	PM-050
CHECKED	N.PENNER	PLOT	48

INTERIOR RESTROOM ELEVATIONS		
DWG NO.	SHEET	REV.
PM-06	6 / 43	0

# MARINE PACKAGE




1 CONCESSIONS AREA FRONT WALL INTERIOR ELEVATION



2 CONCESSIONS AREA BACK WALL INTERIOR ELEVATION

MATERIALS	
ITEM	QTY
THREE COMPARTMENT SINK	1
3068 GALV DOOR ASSY	1
SS SPRING HINGE 4.5x4.5	3
WALL DOOR STOP	1

MARINE PACKAGE  
CU. FT. CONC. SQ. FT. W.W.F.



February 6, 2024

**LB Foster**  
CXT® Products

6701 E Flamingo Ave Bldg 300 Nampa, ID 83687  
901 N. Highway 77 Hillsboro, TX 76645  
362 Waverly Road Williamstown, WV 26187

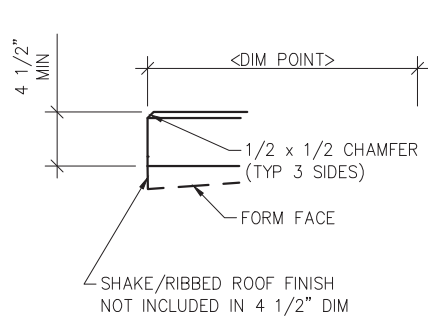
PROJECT TITLE  
**POMONA**  
BUILDING NUMBER PM-050

NOTICE  
The information contained herein is proprietary and the exclusive property of CXT Incorporated. The information may only be used by the original recipient for the purpose intended. Reproduction or distribution of this information is strictly prohibited without the prior written consent of CXT Incorporated. By allowing use of this information, CXT Incorporated grants no warranty, express or implied, including a warranty of merchantability or of fitness for a particular purpose.  
CXT Incorporated

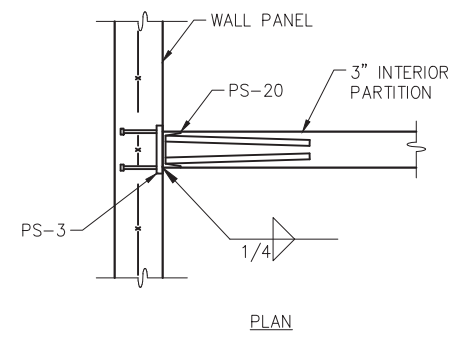
REV.	DESCRIPTION	APPROVAL	DATE
SCALE	1/4"=1'-0"	DATE	1-1-24
DRAWN	G.OGG	FILE NO.	PM-050
CHECKED	N.PENNER	PLOT	48

INTERIOR CONCESSIONS  
ELEVATIONS

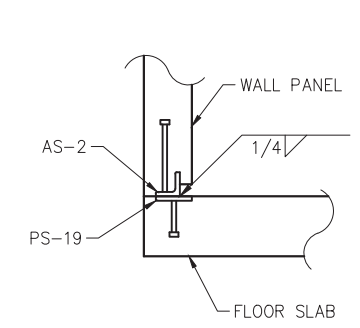
DWG. NO.	SHEET	REV.
PM-07	7 / 43	0



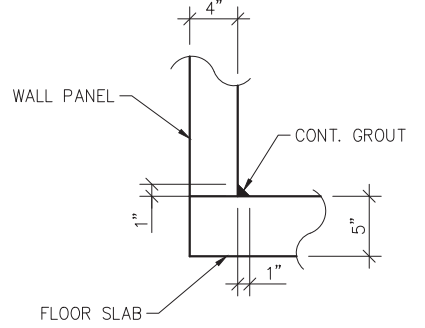
1 TYPICAL ROOF SLAB EDGE  
SCALE: 3/4"=1'-0"



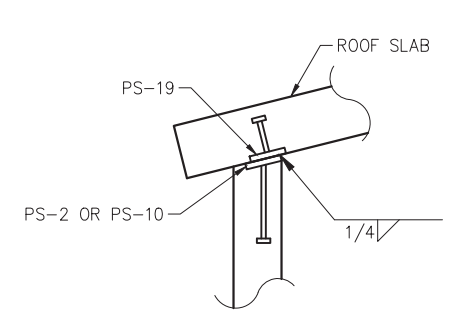
2 TYPICAL INTERIOR PARTITION TO WALL CONNECTION  
SCALE: 3/4"=1'-0"



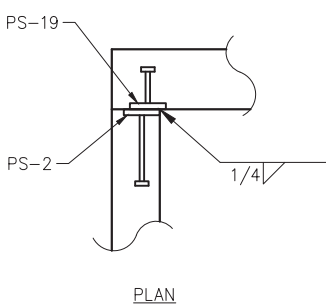
3 TYPICAL WALL TO FLOOR SLAB WELDED CONNECTION  
SCALE: 3/4"=1'-0"



4 TYPICAL WALL TO FLOOR SLAB JOINT DETAIL  
SCALE: 3/4"=1'-0"

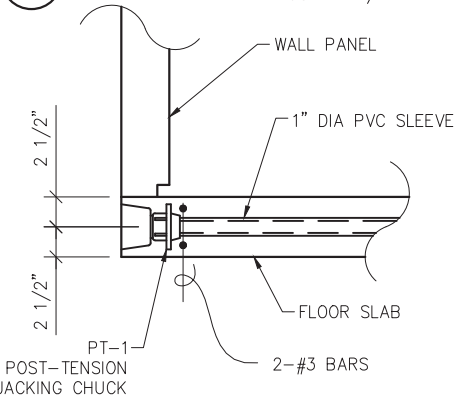


5 TYPICAL WALL TO ROOF SLAB WELDED CONNECTION  
SCALE: 3/4"=1'-0"

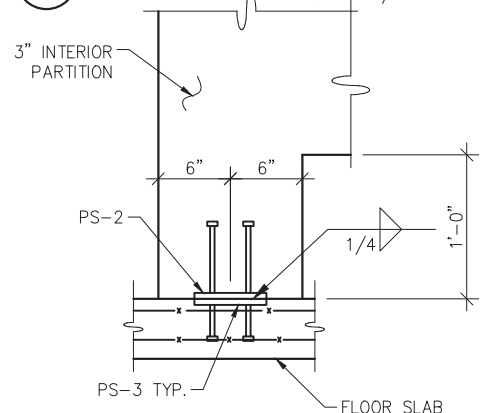


6 TYPICAL WALL TO WALL PANEL WELDED CONNECTION  
SCALE: 3/4"=1'-0"

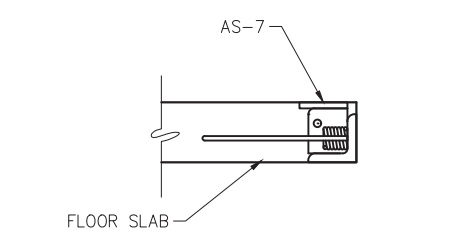
7 NOT USED  
SCALE: 3/4"=1'-0"



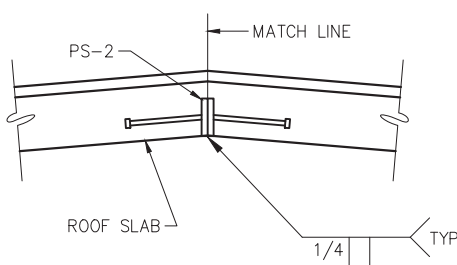
8 POST TENSION CABLE DETAIL  
SCALE: 3/4"=1'-0"



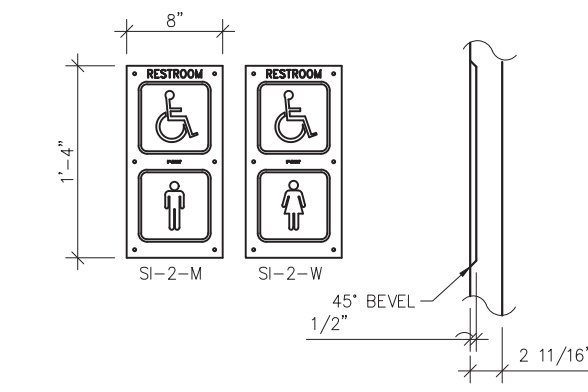
9 INT. PARTITION BASE CONNECTION  
SCALE: 3/4"=1'-0"



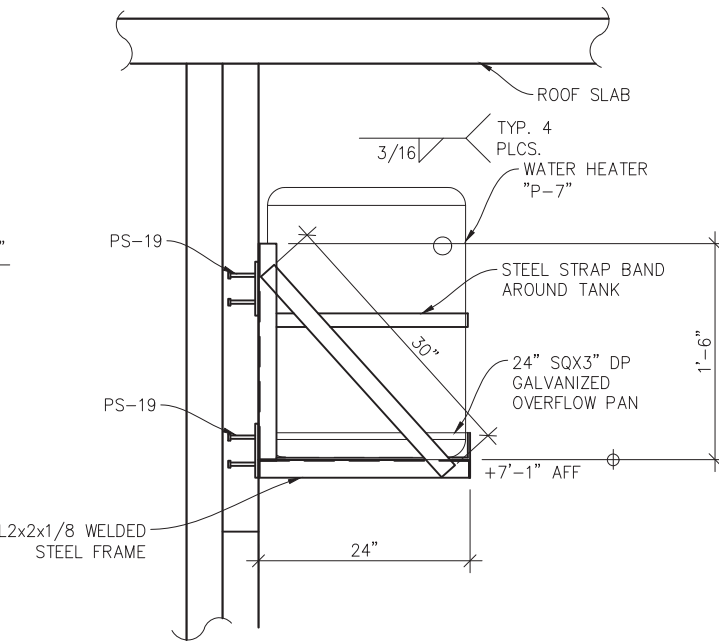
10 FLOOR LIFT PLATE DETAIL  
SCALE: 3/4"=1'-0"




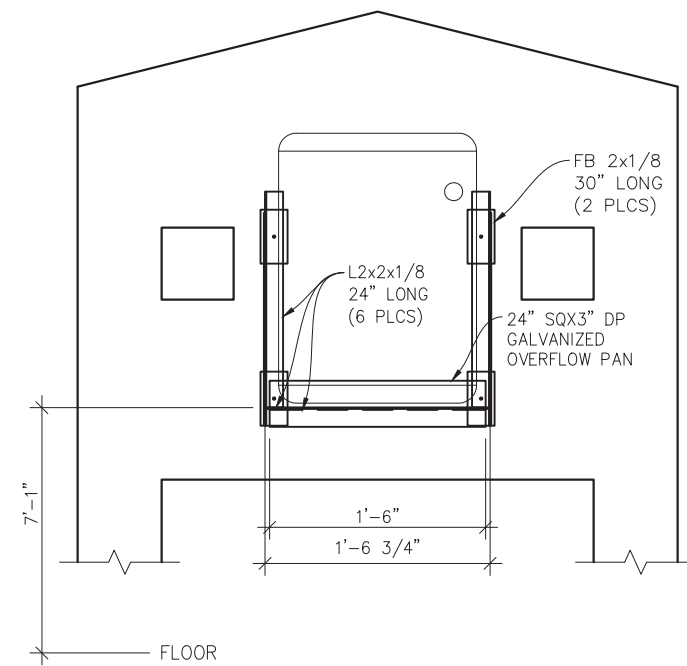
11 ROOF PEAK WELDMENT DETAIL  
SCALE: 3/4"=1'-0"



12 SIGN SI-2 DETAIL  
SCALE: 3/4"=1'-0"



13 WALL MOUNTED WATER HEATER SUPPORT



February 6, 2024

**LB Foster**  
CXT® Products

6701 E Flamingo Ave Bldg 300 Nampa, ID 83687  
901 N. Highway 77 Hillsboro, TX 76645  
362 Waverly Road Williamstown, WV 26187

PROJECT TITLE  
**POMONA**  
BUILDING NUMBER PM-050

NOTICE  
The information contained herein is proprietary and the exclusive property of CXT Incorporated. The information may only be used by the original recipient for the purpose intended. Reproduction or distribution of this information is strictly prohibited without the prior written consent of CXT Incorporated. By allowing use of this information, CXT Incorporated grants no warranty, express or implied, including a warranty of merchantability or of fitness for a particular purpose.  
CXT Incorporated

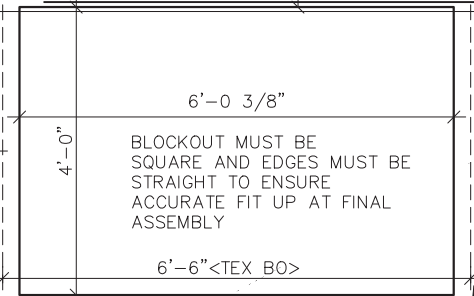

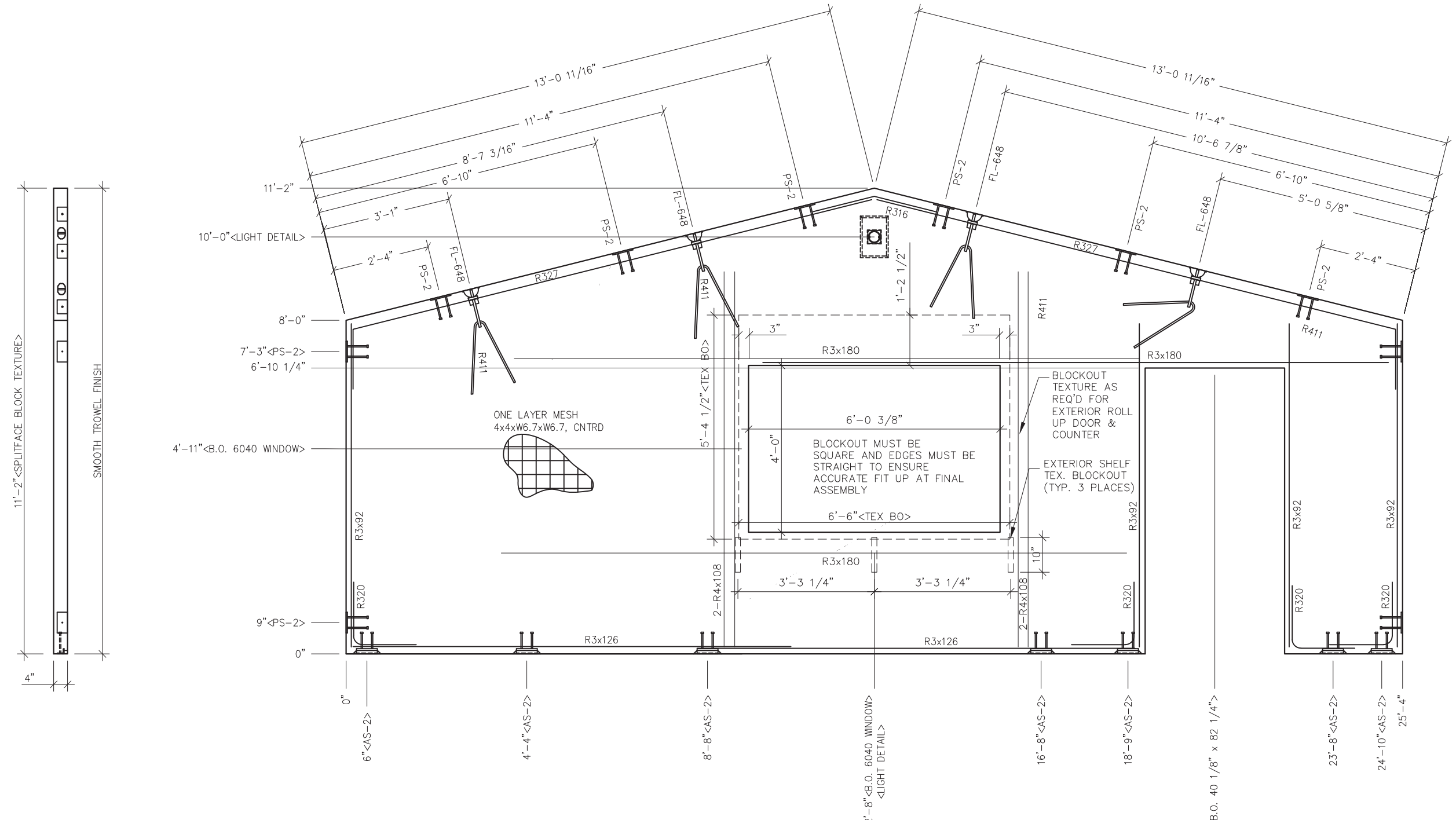
REV.	DESCRIPTION	APPROVAL	DATE
SCALE	AS NOTED	DATE	1-1-24
DRAWN	G.OGG	FILE NO.	PM-050
CHECKED	N.PENNER	PLOT	16

CASTING DETAILS  
DWG NO. PM-08 SHEET 8 REV. 0  
43



# MARINE PACKAGE


EMBEDDED MATERIALS	
ITEM	QTY
AS-2 SS	7
PS-2 SS	10
FL-648	4
R411	4
R3x92	8
R316	1
R327	2
R320	8
R3x180	6
B.O. 40 1/8" x 82 1/4"	1
R3x126	4
4x4 E-BOX	2
ROUND MUD RING	1
B.O. 6040 WINDOW	1



BLOCKOUT TEXTURE AS REQ'D FOR EXTERIOR ROLL UP DOOR & COUNTER

EXTERIOR SHELF TEX. BLOCKOUT (TYP. 3 PLACES)

MARINE PACKAGE	
CU. FT. CONC.	SQ. FT. W.W.F.
65.2 (2.42)	220



February 6, 2024

**LB Foster**  
CXT® Products

6701 E Flamingo Ave Bldg 300 Nampa, ID 83687  
901 N. Highway 77 Hillsboro, TX 76645  
362 Waverly Road Williamstown, WV 26187

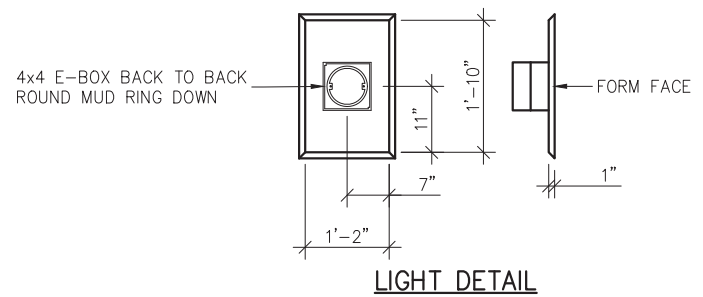
PROJECT TITLE  
**POMONA**  
BUILDING NUMBER PM-050

NOTICE  
The information contained herein is proprietary and the exclusive property of CXT Incorporated. The information may only be used by the original recipient for the purpose intended. Reproduction or distribution of this information is strictly prohibited without the prior written consent of CXT Incorporated. By allowing use of this information, CXT Incorporated grants no warranty, express or implied, including a warranty of merchantability or of fitness for a particular purpose.  
CXT Incorporated

REV.	DESCRIPTION	DATE	APPROVAL	DATE
SCALE	3/8"=1'-0"	DATE		1-1-24
DRAWN	G.OGG	FILE NO.		PM-050
CHECKED	N.PENNER	PLOT		32

**WALL PANEL MARK W1**

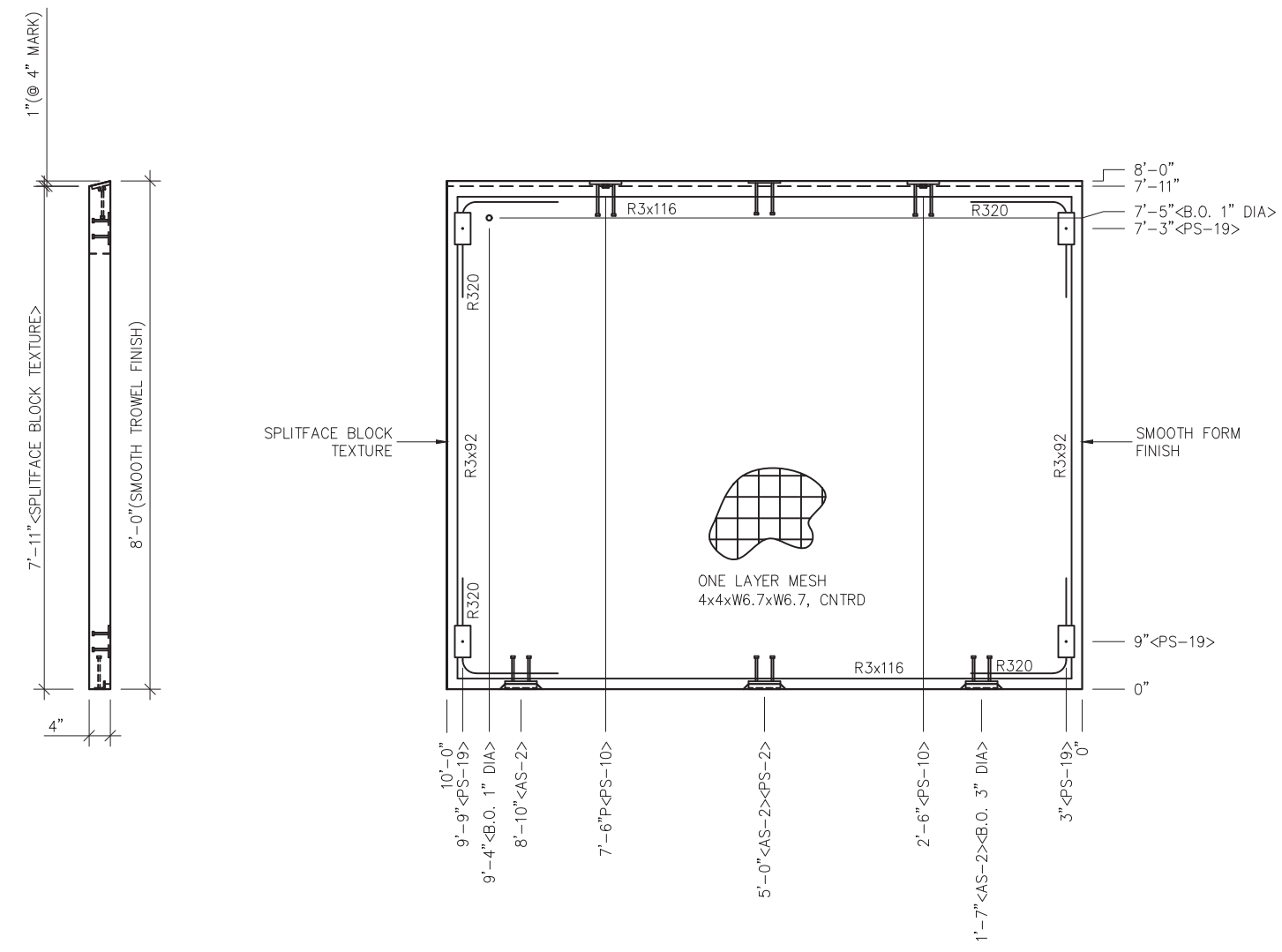
DWG NO. <b>PM-09</b>	SHEET 9 43	REV. 0
-------------------------	------------------	-----------



**LIGHT DETAIL**

- NOTES: NOTES:
- EXCEPT R411, R327 & R316, REINFORCING BARS TO BE PLACED IN PAIRS ONE EACH FACE OF PANEL W/ 3/4" MIN. COVER
  - ALL OTHER BARS TO BE CENTERED IN PANEL.

MARINE PACKAGE



- NOTES:  
 1. REINFORCING BARS TO BE PLACED IN PAIRS ONE EACH FACE OF PANEL W/ 3/4" MIN. COVER

EMBEDDED MATERIALS	
ITEM	QTY
AS-2 SS	3
PS-2 SS	1
PS-10 SS	2
PS-19 SS	4
R320	8
R3x92	4
R3x116	4
B.O. 1" DIA	1

MARINE PACKAGE

CU. FT. CONC.	SQ. FT. W.W.F.
26.5 (0.98)	80

APPROXIMATE WEIGHT  
3,975

February 6, 2024

**LB Foster**  
CXT® Products

6701 E Flamingo Ave Bldg 300 Nampa, ID 83687  
 901 N. Highway 77 Hillsboro, TX 76645  
 362 Waverly Road Williamstown, WV 26187

PROJECT TITLE  
**POMONA**  
 BUILDING NUMBER PM-050

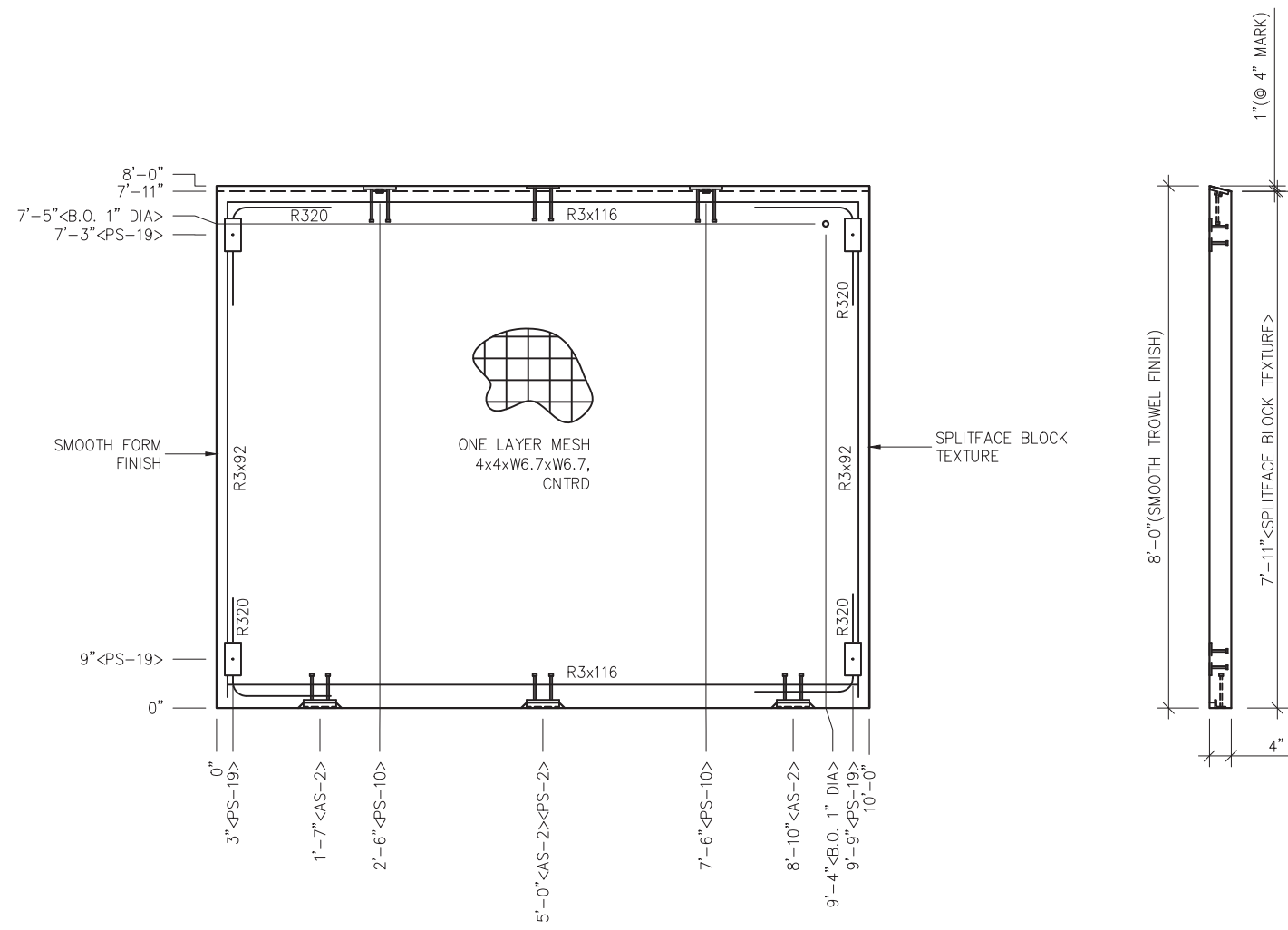
NOTICE  
 The information contained herein is proprietary and the exclusive property of CXT Incorporated. The information may only be used by the original recipient for the purpose intended. Reproduction or distribution of this information is strictly prohibited without the prior written consent of CXT Incorporated. By allowing use of this information, CXT Incorporated grants no warranty, express or implied, including a warranty of merchantability or of fitness for a particular purpose.  
 CXT Incorporated

REV.	DESCRIPTION	APPROVAL	DATE
SCALE	3/8"=1'-0"	DATE	1-1-24
DRAWN	G.OGG	FILE NO.	PM-050
CHECKED	N.PENNER	PLOT	32

WALL PANEL  
 MARK W2

DWG NO.	SHEET	REV.
PM-10	10 / 43	0

MARINE PACKAGE



NOTES:  
1. REINFORCING BARS TO BE PLACED IN PAIRS ONE EACH FACE OF PANEL W/ 3/4" MIN. COVER

EMBEDDED MATERIALS	
ITEM	QTY
AS-2 SS	3
PS-2 SS	1
PS-10 SS	2
PS-19 SS	4
R320	8
R3x92	4
R3x116	4
B.O. 1" DIA	1

MARINE PACKAGE	
CU. FT. CONC.	SQ. FT. W.W.F.
26.7 (0.99)	80

APPROXIMATE WEIGHT  
3,900

ALABAMA  
LICENSED  
No. 24908  
PROFESSIONAL  
ENGINEER  
WILLIAM RICHARD HEIDEN

February 6, 2024

**LB Foster**  
CXT® Products

6701 E Flamingo Ave Bldg 300 Nampa, ID 83687  
901 N. Highway 77 Hillsboro, TX 76645  
362 Waverly Road Williamstown, WV 26187

PROJECT TITLE  
**POMONA**  
BUILDING NUMBER PM-050

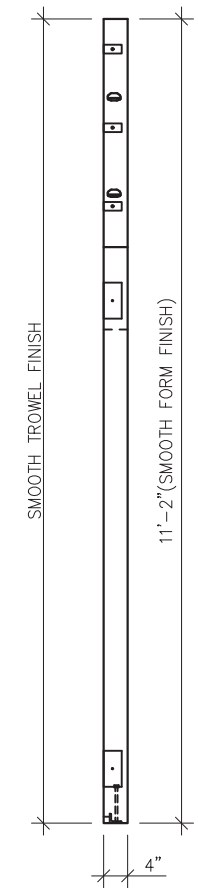
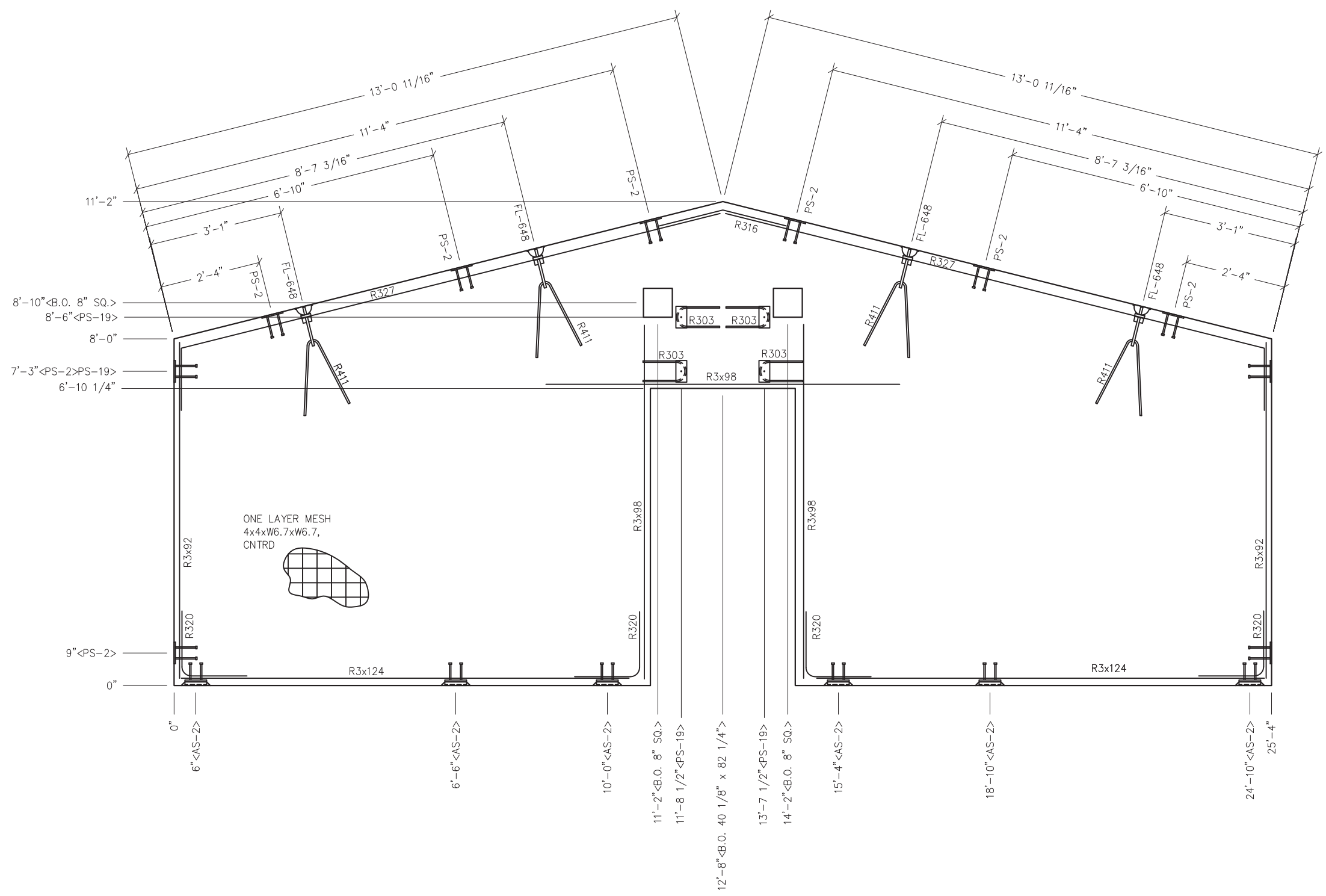
NOTICE  
The information contained herein is proprietary and the exclusive property of CXT Incorporated. The information may only be used by the original recipient for the purpose intended. Reproduction or distribution of this information is strictly prohibited without the prior written consent of CXT Incorporated. By allowing use of this information, CXT Incorporated grants no warranty, express or implied, including a warranty of merchantability or of fitness for a particular purpose.

CXT Incorporated

REV.	DESCRIPTION	APPROVAL	DATE
SCALE	3/8"=1'-0"	DATE	1-1-24
DRAWN	G.OGG	FILE NO.	PM-050
CHECKED	N.PENNER	PLOT	32


WALL PANEL MARK W3	
DWG NO. PM-11	SHEET 11 43
REV. 0	

# MARINE PACKAGE



EMBEDDED MATERIALS	
ITEM	QTY
AS-2 SS	6
PS-2 SS	10
FL-648	4
R411	4
R327	2
R316	1
R320	8
R3x92	4
R3x98	2
R3x124	4
B.O. 8" SQ.	2
PS-19	4
R303	4
B.O. 40 1/8" x 82 1/4"	1

MARINE PACKAGE	
CU. FT. CONC.	SQ. FT. W.W.F.
73.3 (2.71)	220



February 6, 2024

**LB Foster**  
CXT® Products

6701 E Flamingo Ave Bldg 300 Nampa, ID 83687  
901 N. Highway 77 Hillsboro, TX 76645  
362 Waverly Road Williamstown, WV 26187

PROJECT TITLE  
**POMONA**  
BUILDING NUMBER **PM-050**

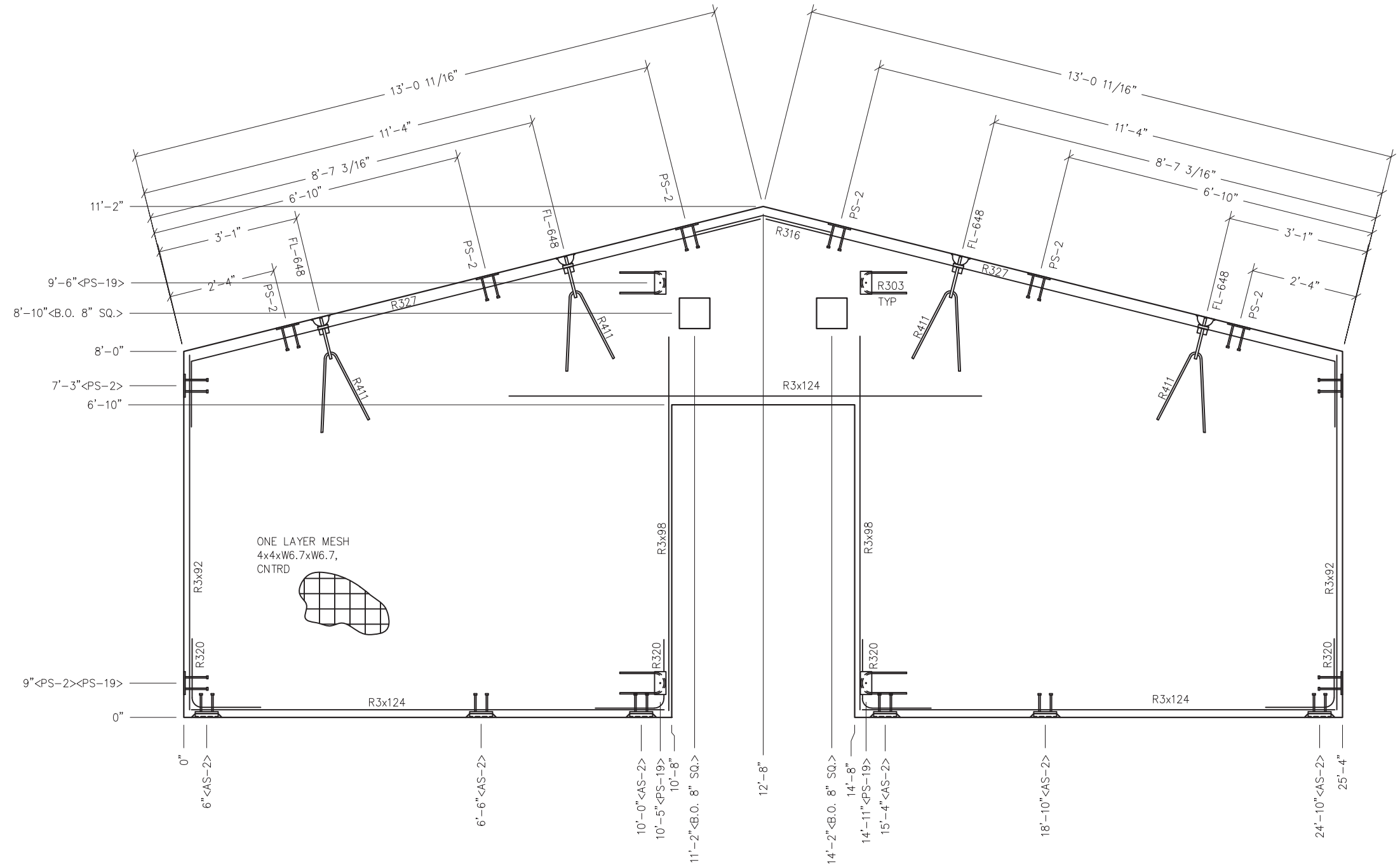
NOTICE  
The information contained herein is proprietary and the exclusive property of CXT Incorporated. The information may only be used by the original recipient for the purpose intended. Reproduction or distribution of this information is strictly prohibited without the prior written consent of CXT Incorporated. By allowing use of this information, CXT Incorporated grants no warranty, express or implied, including a warranty of merchantability or of fitness for a particular purpose.  
CXT Incorporated

REV.	DESCRIPTION	APPROVAL	DATE
SCALE	3/8"=1'-0"	DATE	1-1-24
DRAWN	G.OGG	FILE NO.	PM-050
CHECKED	N.PENNER	PLOT	32

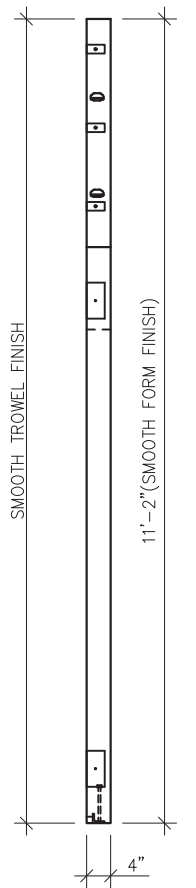
**WALL PANEL**  
**MARK W4**  
DWG NO. **PM-12** SHEET **12** REV. **0**  
43

- NOTES:**
- EXCEPT R411, R327 & R316, REINFORCING BARS TO BE PLACED IN PAIRS ONE EACH FACE OF PANEL W/ 3/4" MIN. COVER
  - ALL OTHER BARS TO BE CENTERED IN PANEL.

# MARINE PACKAGE



ONE LAYER MESH  
4x4xW6.7xW6.7,  
CNTRD




- NOTES:**
- EXCEPT R411, R327 & R316, REINFORCING BARS TO BE PLACED IN PAIRS ONE EACH FACE OF PANEL W/ 3/4" MIN. COVER
  - ALL OTHER BARS TO BE CENTERED IN PANEL.

EMBEDDED MATERIALS	
ITEM	QTY
AS-2 SS	6
PS-2 SS	10
PS-19 SS	4
FL-648	4
R411	4
R303	4
R327	2
R316	1
R320	8
R3x92	4
R3x98	4
R3x124	6
B.O. 8" SQ.	2

## MARINE PACKAGE

CU. FT. CONC. 71.8 (2.66)      SQ. FT. W.W.F. 215



February 6, 2024

**LB Foster**  
CXT® Products

6701 E Flamingo Ave Bldg 300 Nampa, ID 83687  
901 N. Highway 77 Hillsboro, TX 76645  
362 Waverly Road Williamstown, WV 26187

PROJECT TITLE  
**POMONA**  
BUILDING NUMBER PM-050

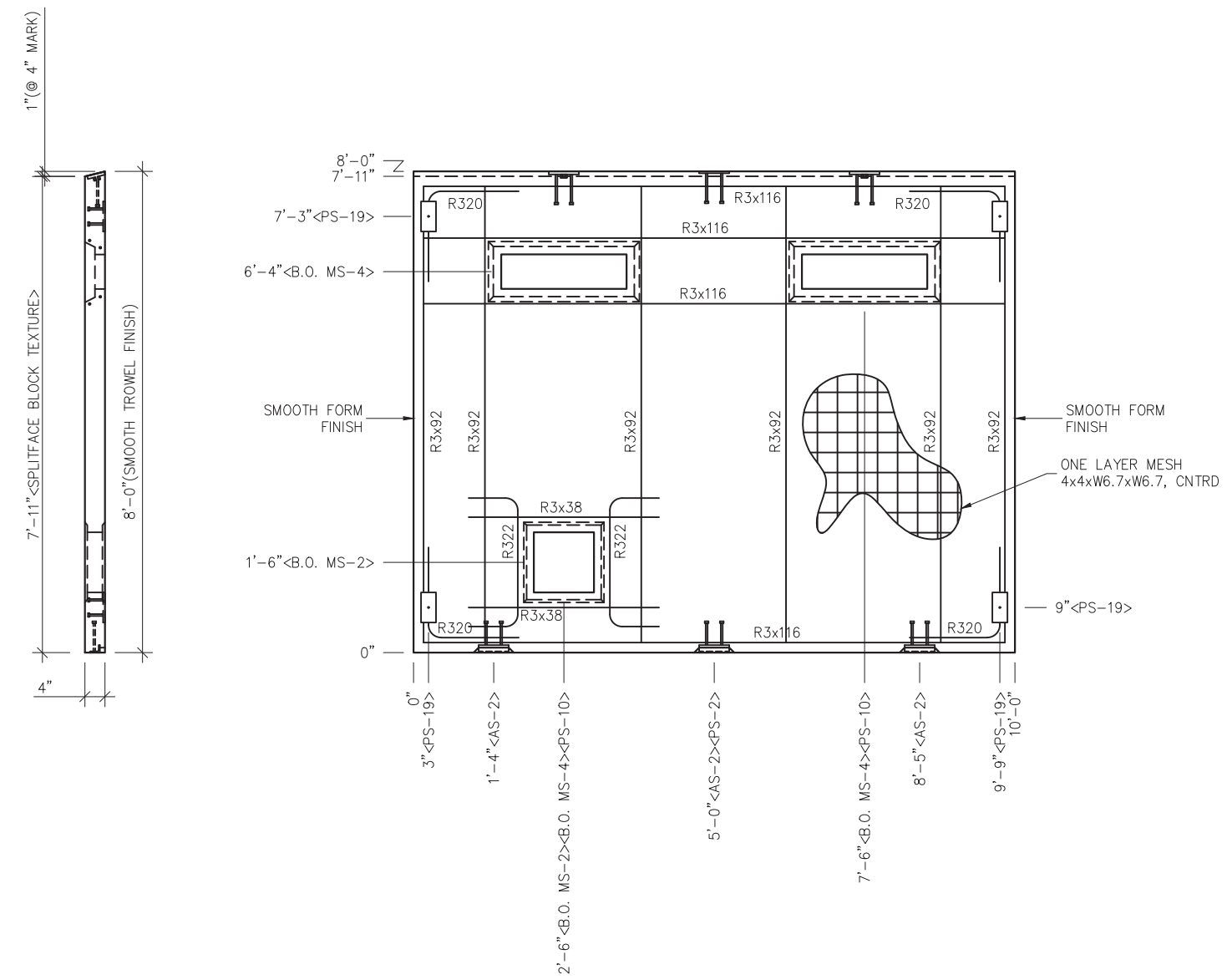
**NOTICE**  
The information contained herein is proprietary and the exclusive property of CXT Incorporated. The information may only be used by the original recipient for the purpose intended. Reproduction or distribution of this information is strictly prohibited without the prior written consent of CXT Incorporated. By allowing use of this information, CXT Incorporated grants no warranty, express or implied, including a warranty of merchantability or of fitness for a particular purpose.  
CXT Incorporated

REV.	DESCRIPTION	APPROVAL	DATE
SCALE	3/8"=1'-0"	DATE	1-1-24
DRAWN	G.OGG	FILE NO.	PM-050
CHECKED	N.PENNER	PLOT	32

**WALL PANEL**  
**MARK W5**

DWG NO.	SHEET	REV.
PM-13	13 / 43	0

# MARINE PACKAGE




- NOTES:**
- EXCEPT R322 & R3x38 REINFORCING BARS TO BE PLACED IN PAIRS ONE EACH FACE OF PANEL W/ 3/4" MIN. COVER
  - ALL OTHER REBAR TO BE CENTERED IN PANEL.

EMBEDDED MATERIALS	
ITEM	QTY
AS-2 SS	3
PS-10 SS	2
PS-19 SS	4
R3x38	2
R3x116	8
R3x92	12
R320	8
PS-2 SS	1
B.O. MS-4	2
B.O. MS-2	1
R322	2

## MARINE PACKAGE

CU. FT. CONC.	SQ. FT. W.W.F.
25.7 (0.95)	77



February 6, 2024



6701 E Flamingo Ave Bldg 300 Nampa, ID 83687  
 901 N. Highway 77 Hillsboro, TX 76645  
 362 Waverly Road Williamstown, WV 26187

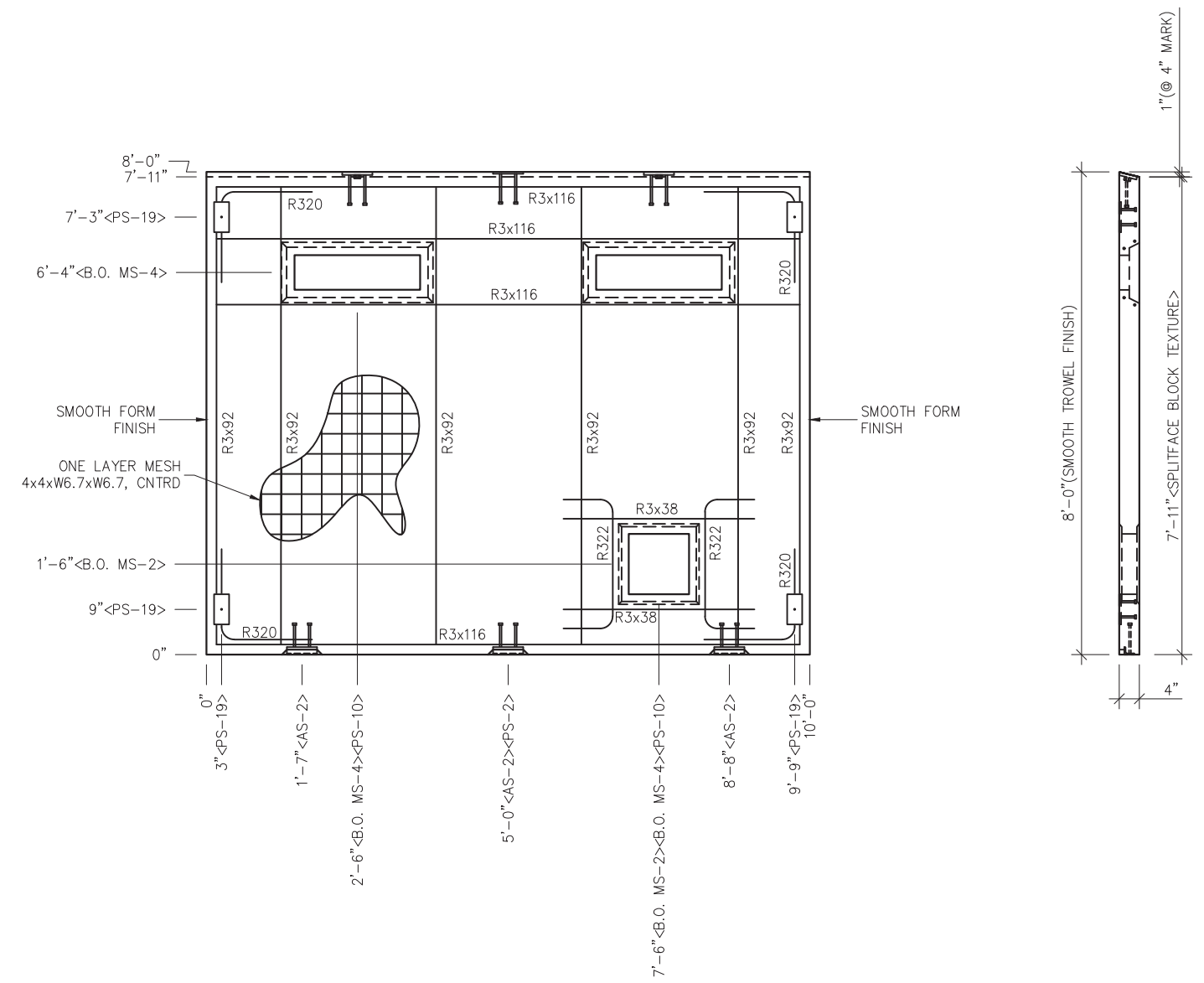
PROJECT TITLE  
**POMONA**  
 BUILDING NUMBER PM-050

**NOTICE**  
 The information contained herein is proprietary and the exclusive property of CXT Incorporated. The information may only be used by the original recipient for the purpose intended. Reproduction or distribution of this information is strictly prohibited without the prior written consent of CXT Incorporated. By allowing use of this information, CXT Incorporated grants no warranty, express or implied, including a warranty of merchantability or of fitness for a particular purpose.  
 CXT Incorporated

REV.	DESCRIPTION	DATE	APPROVAL	DATE
SCALE	3/8"=1'-0"	DATE		1-1-24
DRAWN	G.OGG	FILE NO.		PM-050
CHECKED	N.PENNER	PLOT		32

<b>WALL PANEL</b>	
<b>MARK W6</b>	
DWG NO.	SHEET
PM-14	14
	43
REV.	0


# MARINE PACKAGE



- NOTES:**
- EXCEPT R322 & R3x38 REINFORCING BARS TO BE PLACED IN PAIRS ONE EACH FACE OF PANEL W/ 3/4" MIN. COVER
  - ALL OTHER REBAR TO BE CENTERED IN PANEL.

EMBEDDED MATERIALS	
ITEM	QTY
AS-2 SS	3
PS-10 SS	2
PS-19 SS	4
R3x38	2
R3x116	8
R3x92	12
R320	8
PS-2 SS	1
B.O. MS-4	2
B.O. MS-2	1
R322	2

MARINE PACKAGE	
CU. FT. CONC.	SQ. FT. W.W.F.
25.7 (0.95)	77



February 6, 2024

**LB Foster**  
CXT® Products

6701 E Flamingo Ave Bldg 300 Nampa, ID 83687  
901 N. Highway 77 Hillsboro, TX 76645  
362 Waverly Road Williamstown, WV 26187

PROJECT TITLE  
**POMONA**  
BUILDING NUMBER PM-050

**NOTICE**

The information contained herein is proprietary and the exclusive property of CXT Incorporated. The information may only be used by the original recipient for the purpose intended. Reproduction or distribution of this information is strictly prohibited without the prior written consent of CXT Incorporated. By allowing use of this information, CXT Incorporated grants no warranty, express or implied, including a warranty of merchantability or of fitness for a particular purpose.

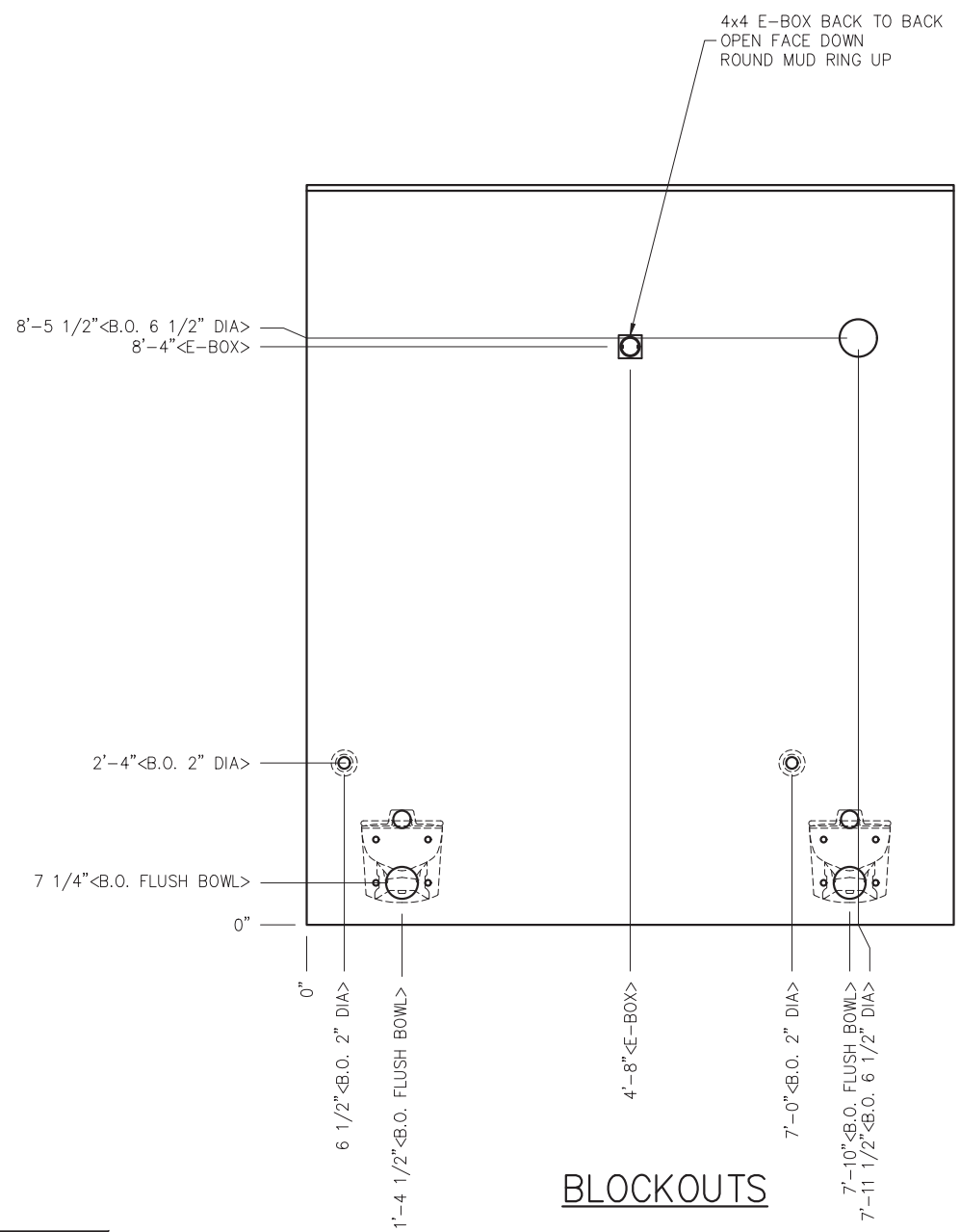
CXT Incorporated

REV.	DESCRIPTION	DATE	APPROVAL	DATE
SCALE	3/8"=1'-0"	DATE		1-1-24
DRAWN	G.OGG	FILE NO.		PM-050
CHECKED	N.PENNER	PLOT		32

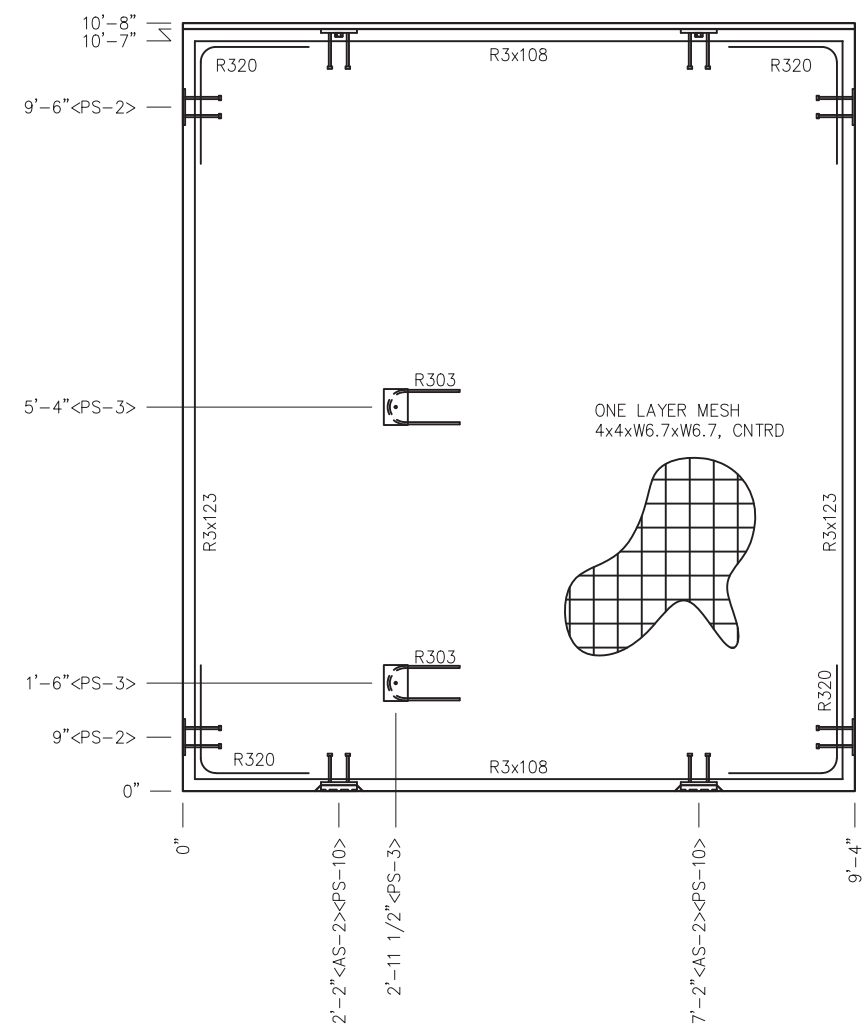
WALL PANEL MARK W7		
DWG NO.	SHEET	REV.
PM-15	15 43	0

# MARINE PACKAGE

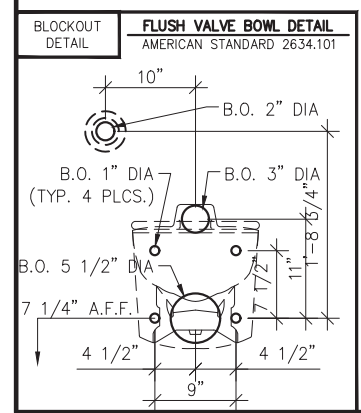
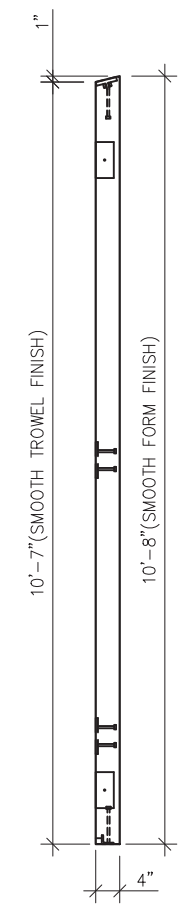
EMBEDDED MATERIALS	
ITEM	QTY
AS-2 SS	2
PS-10 SS	2
PS-2 SS	4
PS-3 SS	2
R303	2
R3x108	4
R3x123	4
R320	8
4x4 E-BOX	2
ROUND MUD RING	1
B.O. 6 1/2" DIA	1
B.O. FLUSH BOWL	2
B.O. 2" DIA	2



## BLOCKOUTS




## EMBEDS



- NOTES:  
 1. EXCEPT R303, REINFORCING BARS TO BE PLACED IN PAIRS ONE EACH FACE OF PANEL W/ 3/4" MIN. COVER

## MARINE PACKAGE

CU. FT. CONC.	SQ. FT. W.W.F.
33.1 (1.22)	100



February 6, 2024



6701 E Flamingo Ave Bldg 300 Nampa, ID 83687  
 901 N. Highway 77 Hillsboro, TX 76645  
 362 Waverly Road Williamstown, WV 26187

PROJECT TITLE  
**POMONA**  
 BUILDING NUMBER PM-050

NOTICE  
 The information contained herein is proprietary and the exclusive property of CXT Incorporated. The information may only be used by the original recipient for the purpose intended. Reproduction or distribution of this information is strictly prohibited without the prior written consent of CXT Incorporated. By allowing use of this information, CXT Incorporated grants no warranty, express or implied, including a warranty of merchantability or of fitness for a particular purpose.  
 CXT Incorporated

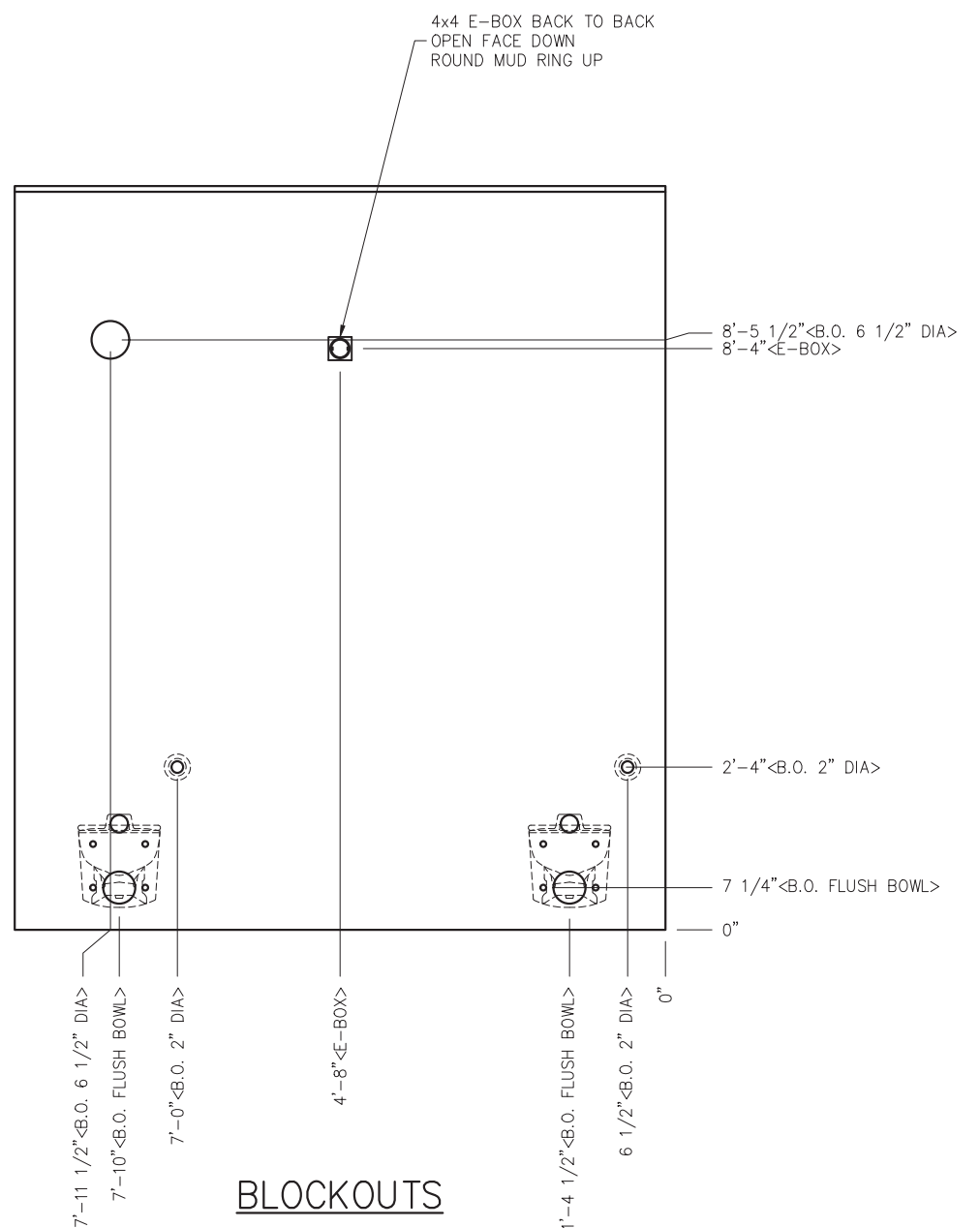
REV.	DESCRIPTION	APPROVAL	DATE
SCALE	3/8"=1'-0"	DATE	1-1-24
DRAWN	G.OGG	FILE NO.	PM-050
CHECKED	N.PENNER	PLOT	32

WALL PANEL  
 MARK W8

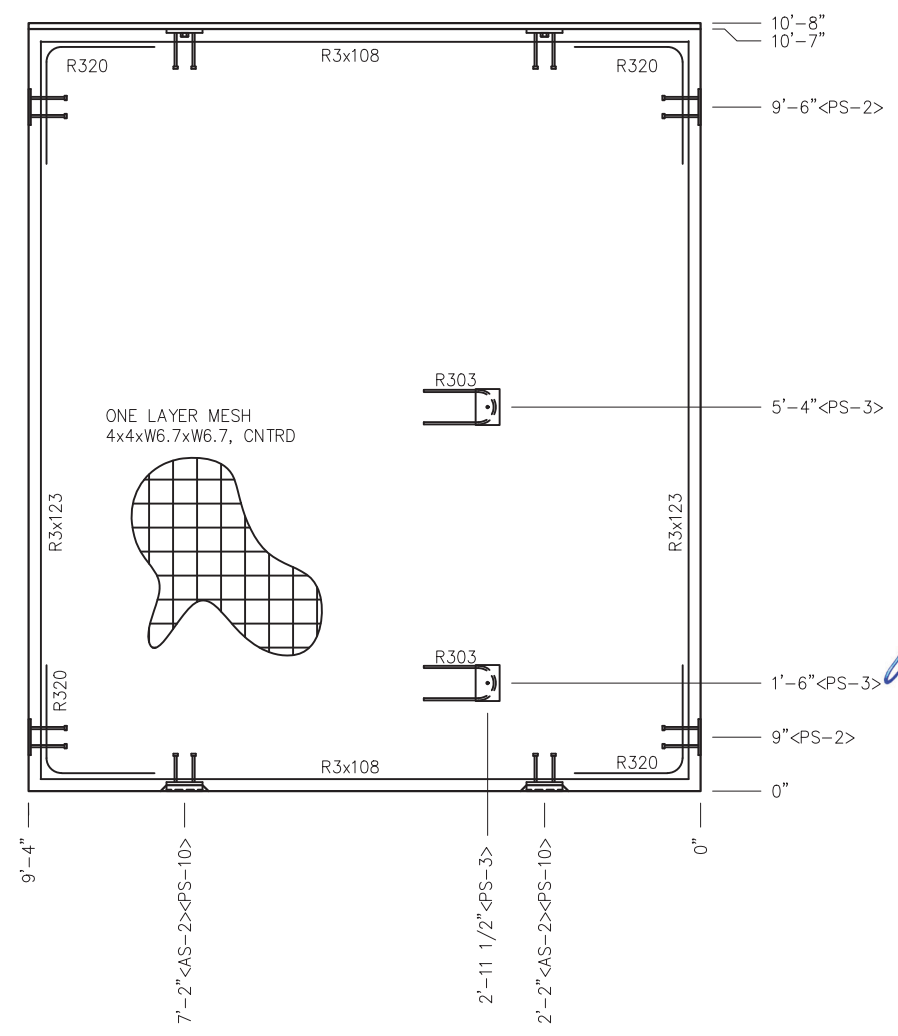
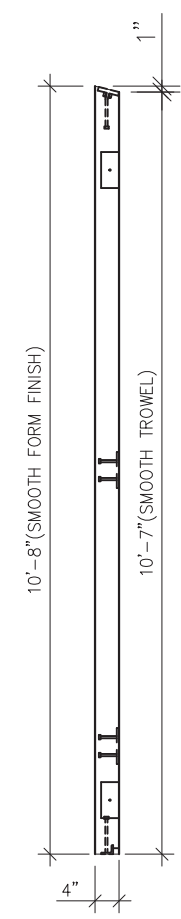
DWG NO.	SHEET	REV.
PM-16	16 / 43	0



# MARINE PACKAGE



## BLOCKOUTS




## EMBEDS

EMBEDDED MATERIALS	
ITEM	QTY
AS-2 SS	2
PS-10 SS	2
PS-2 SS	4
PS-3 SS	2
R303	2
R3x108	4
R3x123	4
R320	8
4x4 E-BOX	2
ROUND MUD RING	1
B.O. 6 1/2" DIA	1
B.O. FLUSH BOWL	2
B.O. 2" DIA	2

### MARINE PACKAGE

CU. FT. CONC.	SQ. FT. W.W.F.
33.1 (1.22)	100



February 6, 2024



6701 E Flamingo Ave Bldg 300 Nampa, ID 83687  
901 N. Highway 77 Hillsboro, TX 76645  
362 Waverly Road Williamstown, WV 26187

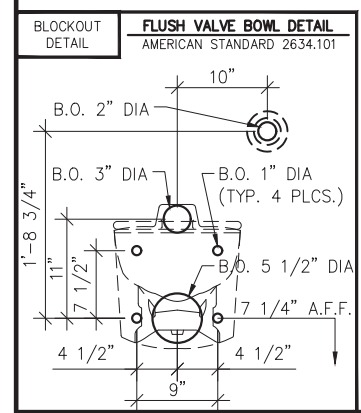
PROJECT TITLE  
**POMONA**  
BUILDING NUMBER PM-050

NOTICE  
The information contained herein is proprietary and the exclusive property of CXT Incorporated. The information may only be used by the original recipient for the purpose intended. Reproduction or distribution of this information is strictly prohibited without the prior written consent of CXT Incorporated. By allowing use of this information, CXT Incorporated grants no warranty, express or implied, including a warranty of merchantability or of fitness for a particular purpose.  
CXT Incorporated

REV.	DESCRIPTION	APPROVAL	DATE
SCALE	3/8"=1'-0"	DATE	1-1-24
DRAWN	G.OGG	FILE NO.	PM-050
CHECKED	N.PENNER	PLOT	32

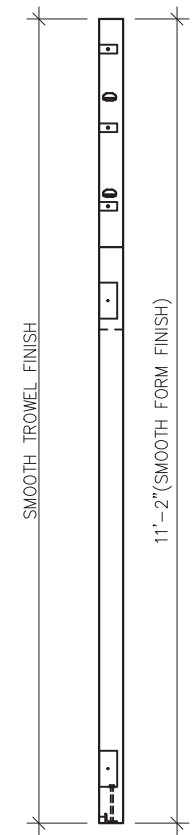
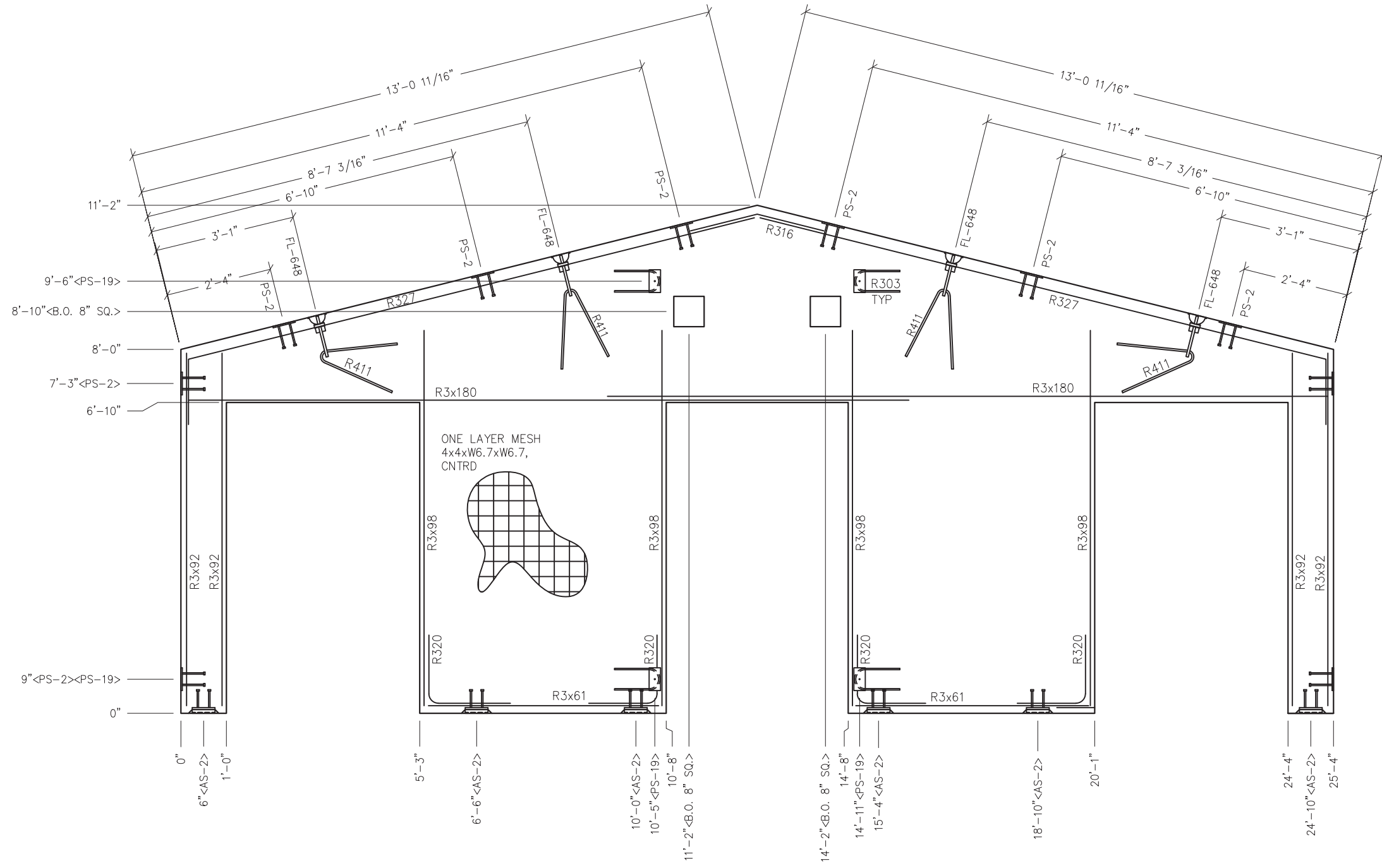
WALL PANEL  
MARK W9

DWG NO.	SHEET	REV.
PM-17	17	0
	43	




- NOTES:  
1. EXCEPT R303, REINFORCING BARS TO BE PLACED IN PAIRS ONE EACH FACE OF PANEL W/ 3/4" MIN. COVER

# MARINE PACKAGE



EMBEDDED MATERIALS	
ITEM	QTY
AS-2 SS	6
PS-2 SS	10
PS-19 SS	4
FL-648	4
R411	4
R303	4
R327	2
R3x92	8
R3x180	4
R3x61	4
R316	1
R320	8
R3x98	8
B.O. 8" SQ.	2

MARINE PACKAGE  
 CU. FT. CONC. 52.5 (1.94)      SQ. FT. W.W.F. 157



February 6, 2024

**LB Foster**  
 CXT® Products

6701 E Flamingo Ave Bldg 300 Nampa, ID 83687  
 901 N. Highway 77 Hillsboro, TX 76645  
 362 Waverly Road Williamstown, WV 26187

PROJECT TITLE  
**POMONA**  
 BUILDING NUMBER PM-050

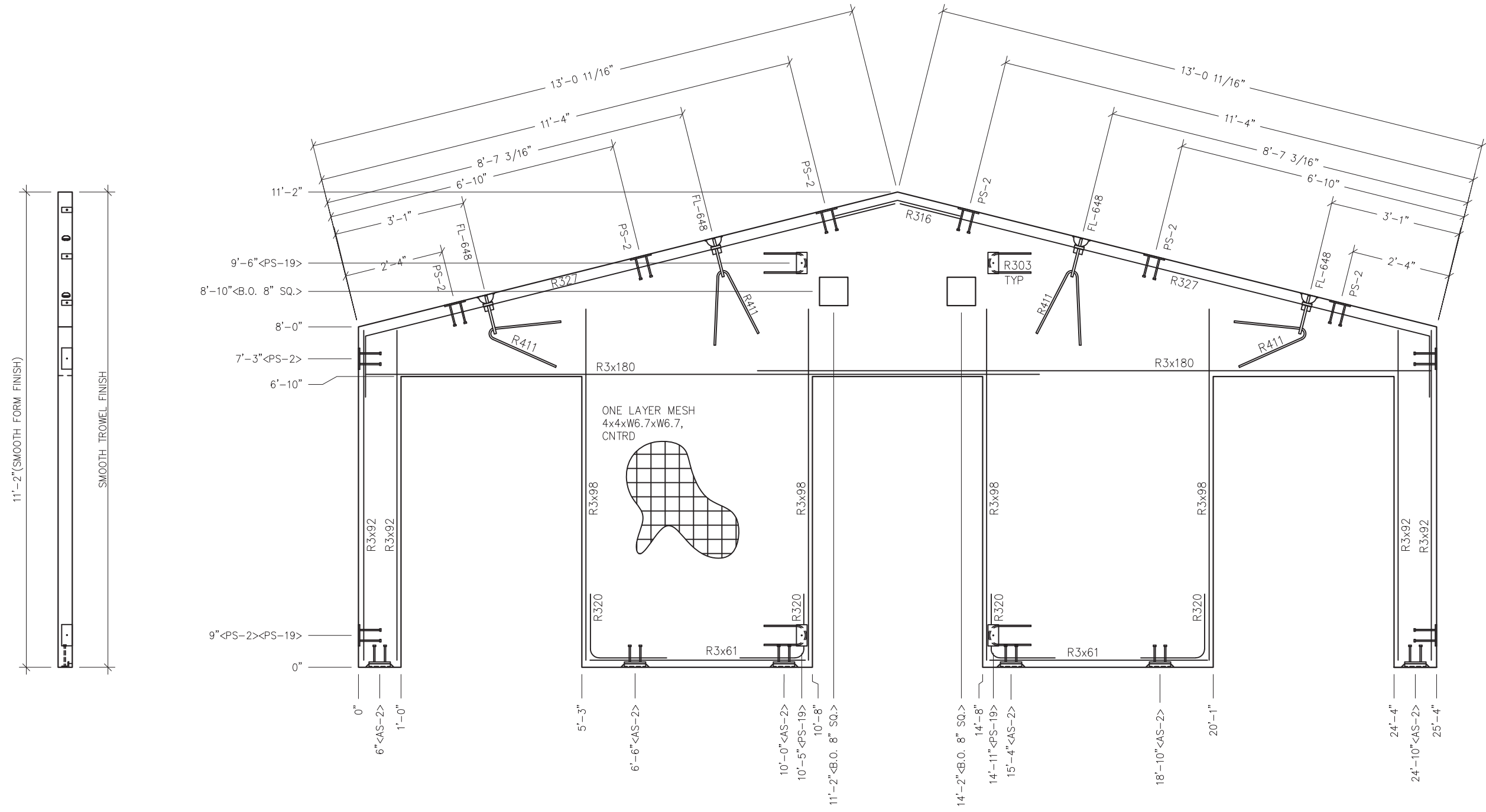
NOTICE  
 The information contained herein is proprietary and the exclusive property of CXT Incorporated. The information may only be used by the original recipient for the purpose intended. Reproduction or distribution of this information is strictly prohibited without the prior written consent of CXT Incorporated. By allowing use of this information, CXT Incorporated grants no warranty, express or implied, including a warranty of merchantability or of fitness for a particular purpose.  
 CXT Incorporated

REV.	DESCRIPTION	APPROVAL	DATE
SCALE	3/8"=1'-0"	DATE	1-1-24
DRAWN	G.OGG	FILE NO.	PM-050
CHECKED	N.PENNER	PLOT	32

**WALL PANEL**  
**MARK W10**  
 DWG NO. **PM-18**      SHEET 18/43      REV. 0

NOTES:  
 1. EXCEPT R303, R411, R327 & R316, REINFORCING BARS TO BE PLACED IN PAIRS ONE EACH FACE OF PANEL W/ 3/4" MIN. COVER

# MARINE PACKAGE



EMBEDDED MATERIALS	
ITEM	QTY
AS-2 SS	6
PS-2 SS	10
PS-19 SS	4
FL-648	4
R411	4
R303	4
R327	2
R3x92	8
R3x180	4
R3x61	4
R316	1
R320	8
R3x98	8
B.O. 8" SQ.	2

## MARINE PACKAGE

CU. FT. CONC.	SQ. FT. W.W.F.
52.5 (1.94)	157



February 6, 2024

**LB Foster**  
CXT® Products

6701 E Flamingo Ave Bldg 300 Nampa, ID 83687  
901 N. Highway 77 Hillsboro, TX 76645  
362 Waverly Road Williamstown, WV 26187

PROJECT TITLE  
**POMONA**  
BUILDING NUMBER PM-050

NOTICE  
The information contained herein is proprietary and the exclusive property of CXT Incorporated. The information may only be used by the original recipient for the purpose intended. Reproduction or distribution of this information is strictly prohibited without the prior written consent of CXT Incorporated. By allowing use of this information, CXT Incorporated grants no warranty, express or implied, including a warranty of merchantability or of fitness for a particular purpose.  
CXT Incorporated

REV.	DESCRIPTION	APPROVAL	DATE
SCALE	3/8"=1'-0"	DATE	1-1-24
DRAWN	G.OGG	FILE NO.	PM-050
CHECKED	N.PENNER	PLOT	32

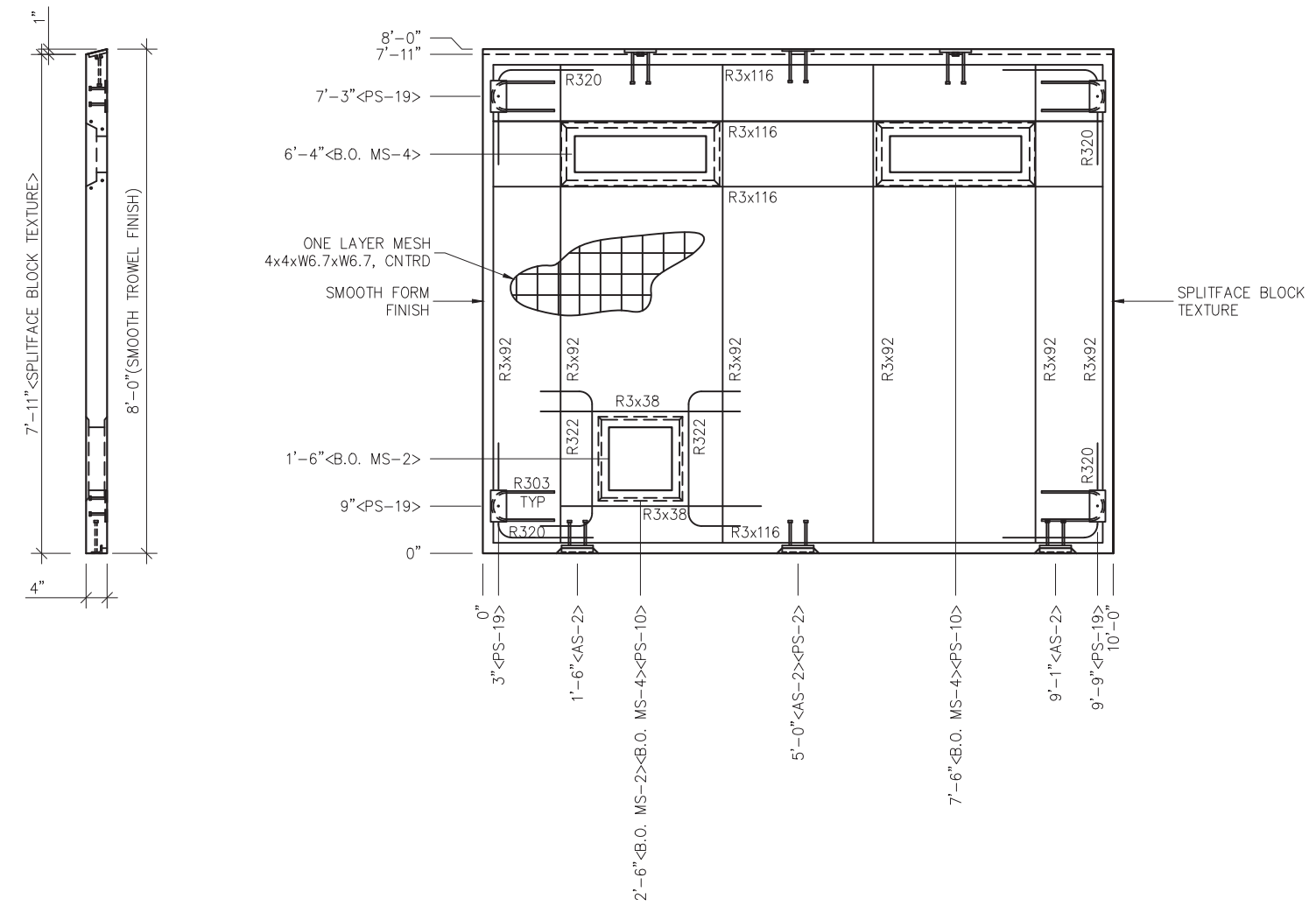
**WALL PANEL**  
**MARK W11**

DWG NO.	SHEET	REV.
PM-19	19 / 43	0

- NOTES:  
1. EXCEPT R303, R411, R327 & R316, REINFORCING BARS TO BE PLACED IN PAIRS ONE EACH FACE OF PANEL W/ 3/4" MIN. COVER


# MARINE PACKAGE

EMBEDDED MATERIALS	
ITEM	QTY
AS-2 SS	3
PS-10 SS	2
PS-19 SS	4
R303	4
R320	8
R3x116	8
R3x92	12
R322	2
R3x38	2
B.O. MS-4	2
B.O. MS-2	1
PS-2 SS	1



- NOTES:**
- EXCEPT R303, R322 & R3x38, REINFORCING BARS TO BE PLACED IN PAIRS ONE EACH FACE OF PANEL W/ 3/4" MIN. COVER
  - ALL OTHER BARS TO BE CENTERED IN PANEL.

MARINE PACKAGE	
CU. FT. CONC.	SQ. FT. W.W.F.
25.7 (0.95)	77



**LB Foster**  
 CXT® Products

6701 E Flamingo Ave Bldg 300 Nampa, ID 83687  
 901 N. Highway 77 Hillsboro, TX 76645  
 362 Waverly Road Williamstown, WV 26187

PROJECT TITLE  
**POMONA**  
 BUILDING NUMBER PM-050

**NOTICE**

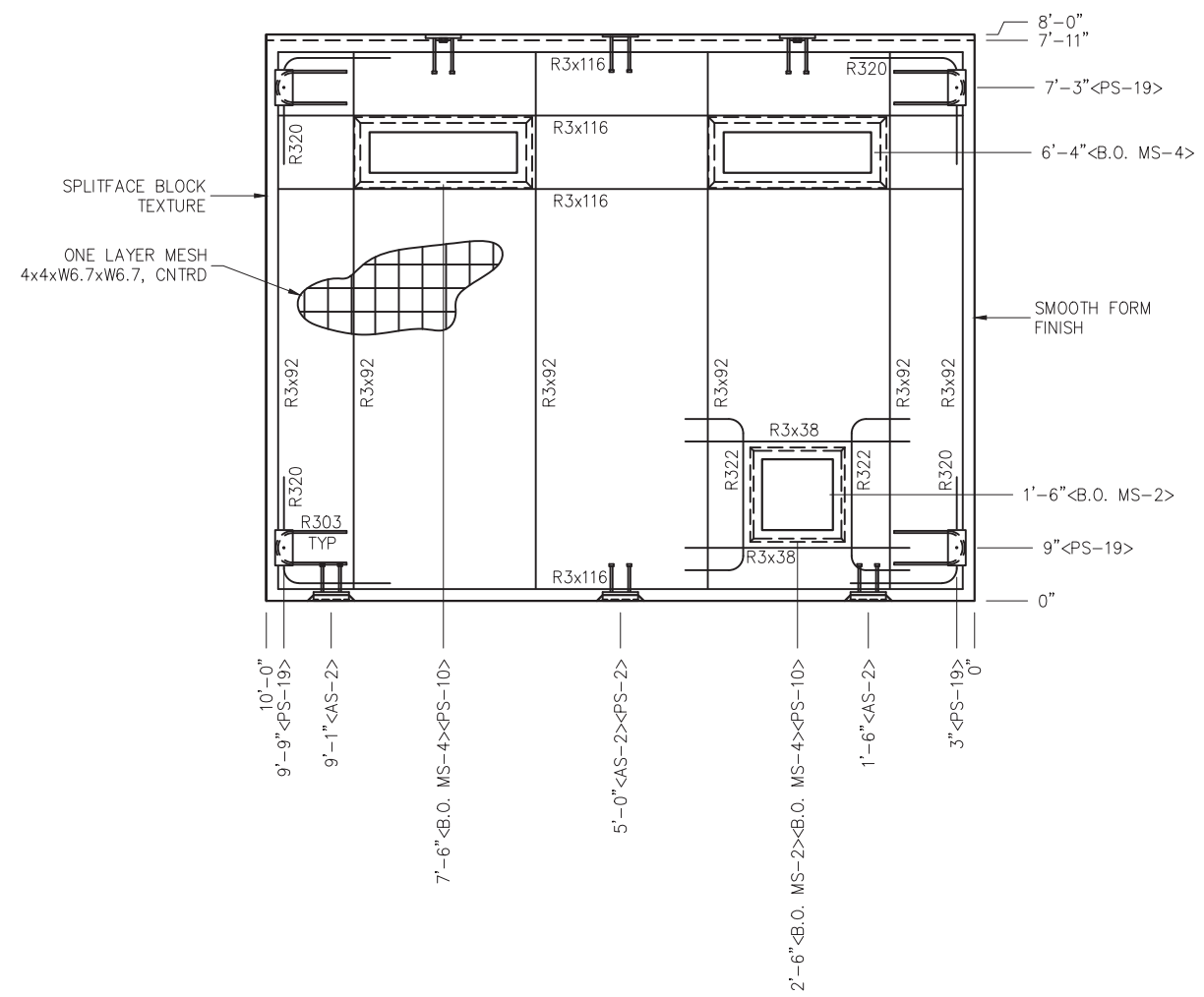
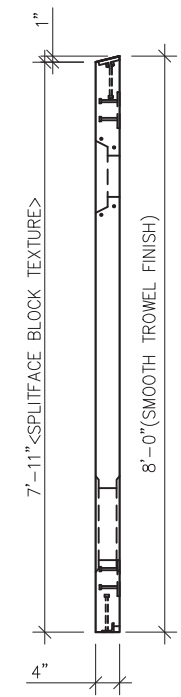
The information contained herein is proprietary and the exclusive property of CXT Incorporated. The information may only be used by the original recipient for the purpose intended. Reproduction or distribution of this information is strictly prohibited without the prior written consent of CXT Incorporated. By allowing use of this information, CXT Incorporated grants no warranty, express or implied, including a warranty of merchantability or of fitness for a particular purpose.

CXT Incorporated

REV.	DESCRIPTION	DATE	APPROVAL	DATE
SCALE	3/8"=1'-0"	DATE		1-1-24
DRAWN	G.OGG	FILE NO.		PM-050
CHECKED	N.PENNER	PLOT		32

WALL PANEL MARK W12	
DWG NO. PM-20	SHEET 20 43
REV. 0	


# MARINE PACKAGE



- NOTES:**
- EXCEPT R303, R322 & R3x38, REINFORCING BARS TO BE PLACED IN PAIRS ONE EACH FACE OF PANEL W/ 3/4" MIN. COVER
  - ALL OTHER BARS TO BE CENTERED IN PANEL.

EMBEDDED MATERIALS	
ITEM	QTY
AS-2 SS	3
PS-10 SS	2
PS-19 SS	4
R303	4
R320	8
R3x116	8
R3x92	12
R322	2
R3x38	2
B.O. MS-4	2
B.O. MS-2	1
PS-2 SS	1

MARINE PACKAGE	
CU. FT. CONC.	SQ. FT. W.W.F.
25.7 (0.95)	77



February 6, 2024

**LB Foster**  
CXT® Products

6701 E Flamingo Ave Bldg 300 Nampa, ID 83687  
901 N. Highway 77 Hillsboro, TX 76645  
362 Waverly Road Williamstown, WV 26187

PROJECT TITLE  
**POMONA**  
BUILDING NUMBER PM-050

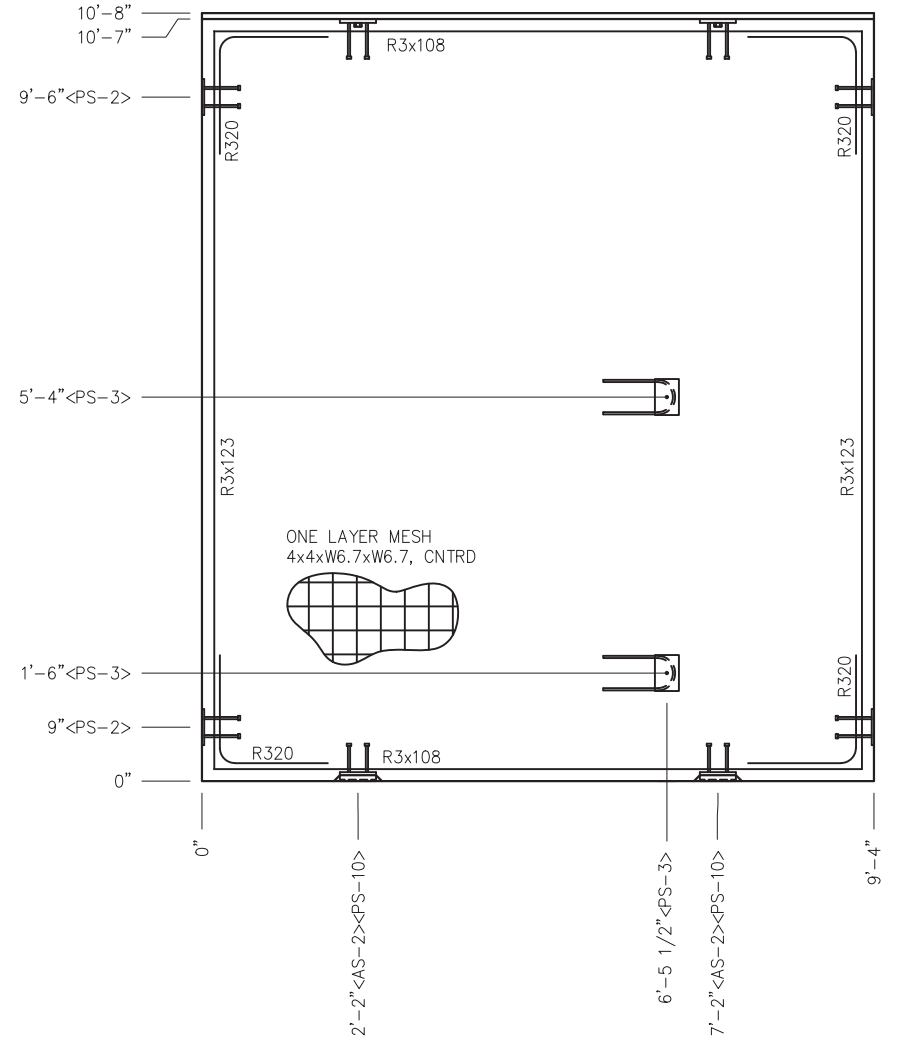
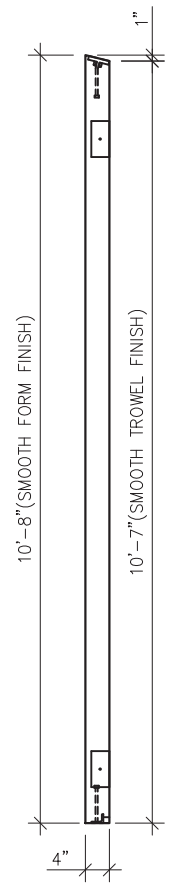
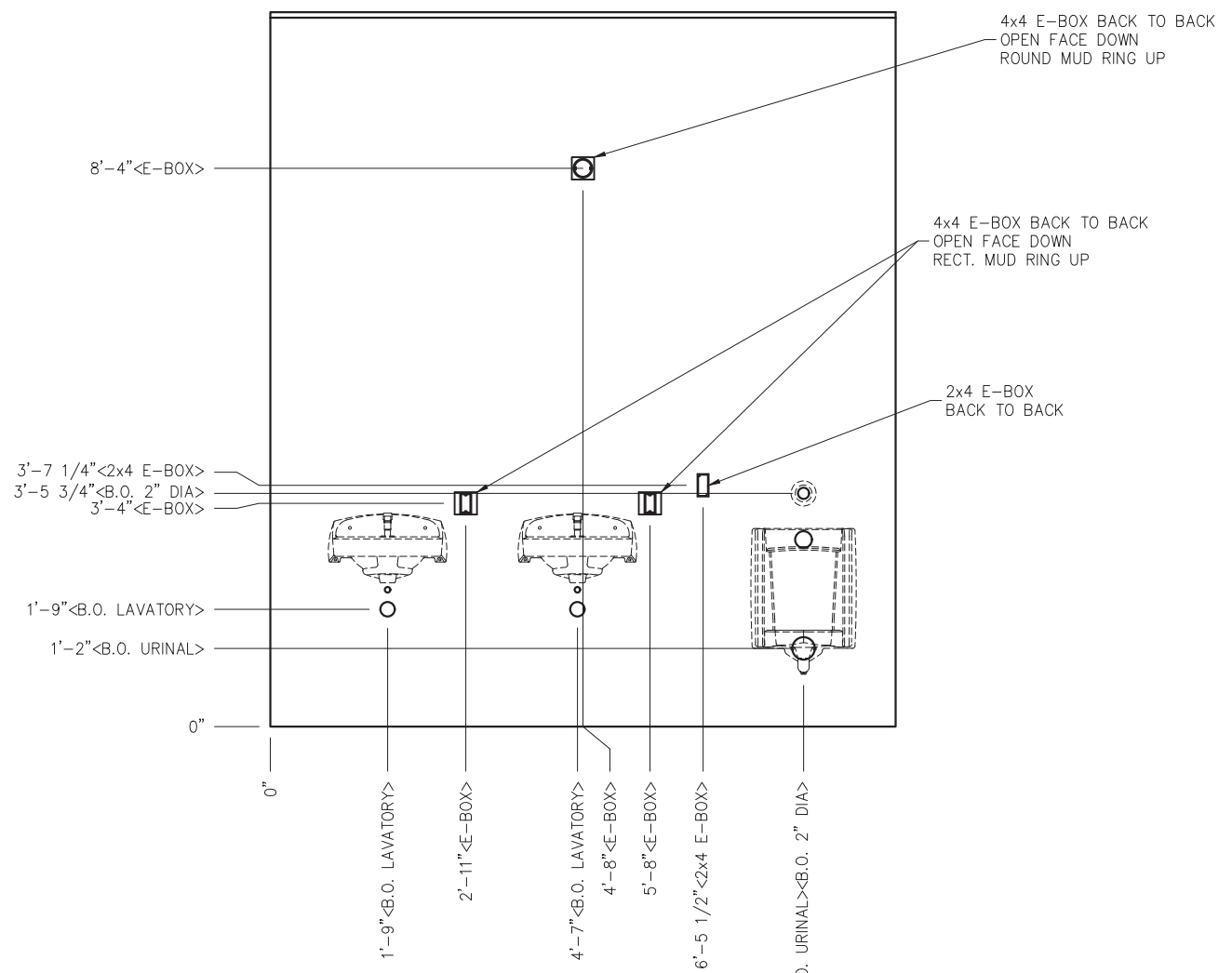
**NOTICE**  
The information contained herein is proprietary and the exclusive property of CXT Incorporated. The information may only be used by the original recipient for the purpose intended. Reproduction or distribution of this information is strictly prohibited without the prior written consent of CXT Incorporated. By allowing use of this information, CXT Incorporated grants no warranty, express or implied, including a warranty of merchantability or of fitness for a particular purpose.  
CXT Incorporated

REV.	DESCRIPTION	APPROVAL	DATE
SCALE	3/8"=1'-0"	DATE	1-1-24
DRAWN	G.OGG	FILE NO.	PM-050
CHECKED	N.PENNER	PLOT	32

WALL PANEL MARK W13	
DWG NO. PM-21	SHEET 21 43
REV. 0	

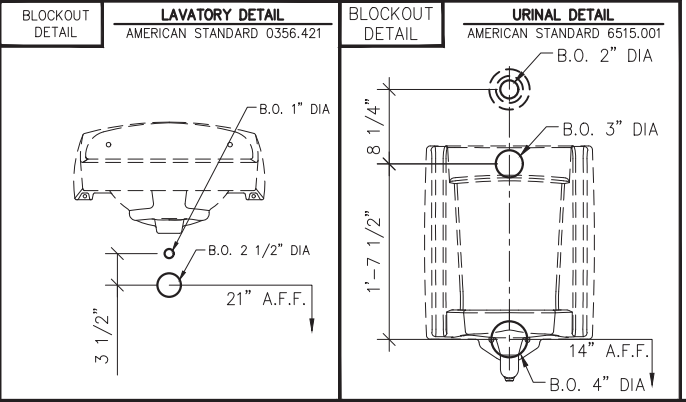
# MARINE PACKAGE

EMBEDDED MATERIALS	
ITEM	QTY
AS-2 SS	2
PS-2 SS	4
PS-10 SS	2
R320	8
R3x108	4
R3x123	4
4x4 E-BOX	6
RECT. MUD RING	2
ROUND MUD RING	1
PS-3 SS	2
R303	2
B.O. LAVATORY	2
B.O. URINAL	1
2x4 E-BOX	2



## EMBEDS


## BLOCKOUTS



- NOTES:**
- EXCEPT R303, REINFORCING BARS TO BE PLACED IN PAIRS ONE EACH FACE OF PANEL W/ 3/4" MIN. COVER
  - ALL OTHER BARS TO BE CENTERED IN PANEL.

## MARINE PACKAGE

CU. FT. CONC.	SQ. FT. W.W.F.
33.1 (1.22)	100



February 6, 2024

**LB Foster**  
CXT® Products

6701 E Flamingo Ave Bldg 300 Nampa, ID 83687  
901 N. Highway 77 Hillsboro, TX 76645  
362 Waverly Road Williamstown, WV 26187

PROJECT TITLE  
**POMONA**  
BUILDING NUMBER PM-050

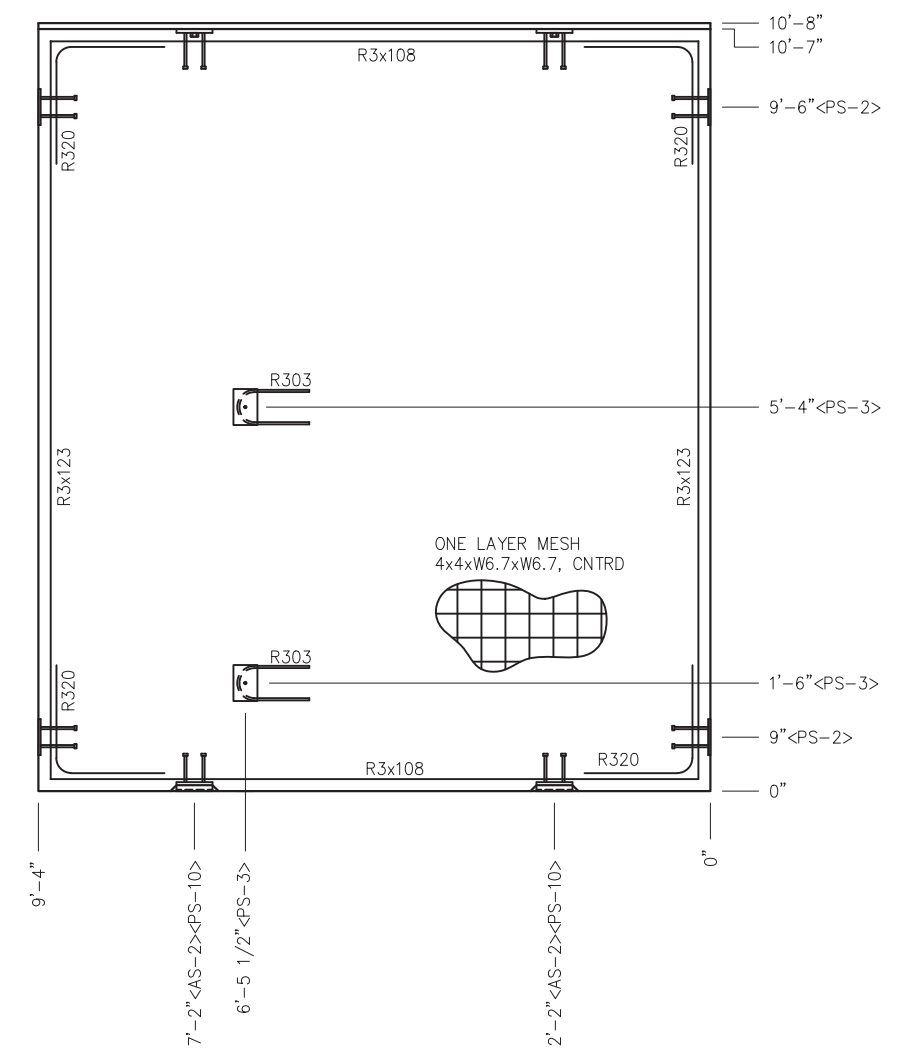
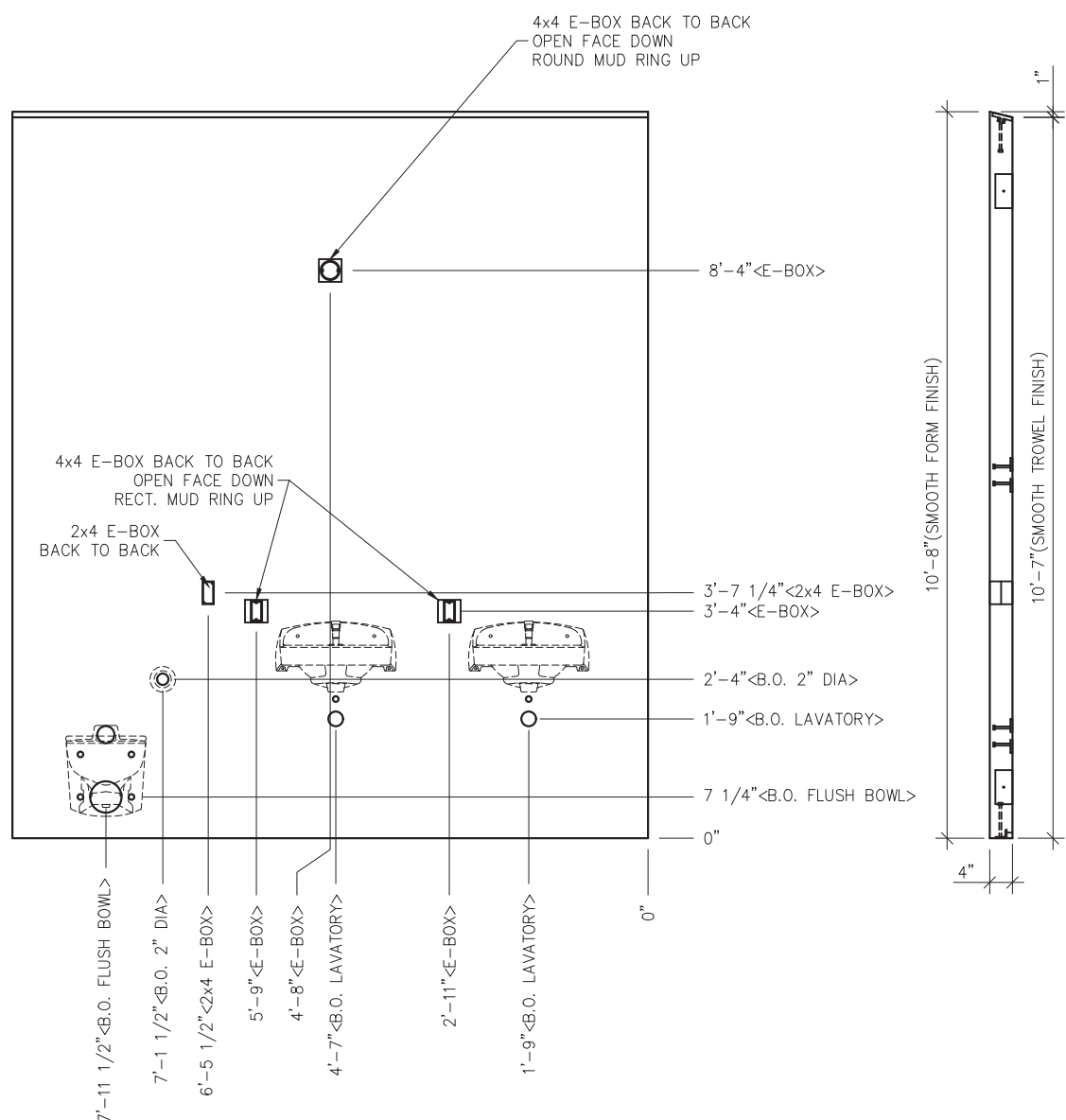
NOTICE  
The information contained herein is proprietary and the exclusive property of CXT Incorporated. The information may only be used by the original recipient for the purpose intended. Reproduction or distribution of this information is strictly prohibited without the prior written consent of CXT Incorporated. By allowing use of this information, CXT Incorporated grants no warranty, express or implied, including a warranty of merchantability or of fitness for a particular purpose.  
CXT Incorporated

REV.	DESCRIPTION	APPROVAL	DATE
SCALE	3/8"=1'-0"	DATE	1-1-24
DRAWN	G.OGG	FILE NO.	PM-050
CHECKED	N.PENNER	PLOT	32

**WALL PANEL**  
**MARK W14**

DWG NO.	SHEET	REV.
PM-22	22	0
	43	

# MARINE PACKAGE



EMBEDDED MATERIALS	
ITEM	QTY
AS-2 SS	2
PS-2 SS	4
PS-10 SS	2
R320	8
R3x108	4
R3x123	4
4x4 E-BOX	6
RECTANGULAR MUD RING	2
ROUND MUD RING	1
PS-3 SS	2
R303	2
B.O. LAVATORY	2
B.O. FLUSH BOWL	1
B.O. 2" DIA	1
2x4 E-BOX	2

MARINE PACKAGE	
CU. FT. CONC.	SQ. FT. W.W.F.
33.1 (1.22)	100

ALABAMA LICENSED ENGINEER  
 No. 24908  
 WILLIAM RICHARD HEIDEN  
 February 6, 2024

**LB Foster**  
 CXT® Products

6701 E Flamingo Ave Bldg 300 Nampa, ID 83687  
 901 N. Highway 77 Hillsboro, TX 76645  
 362 Waverly Road Williamstown, WV 26187

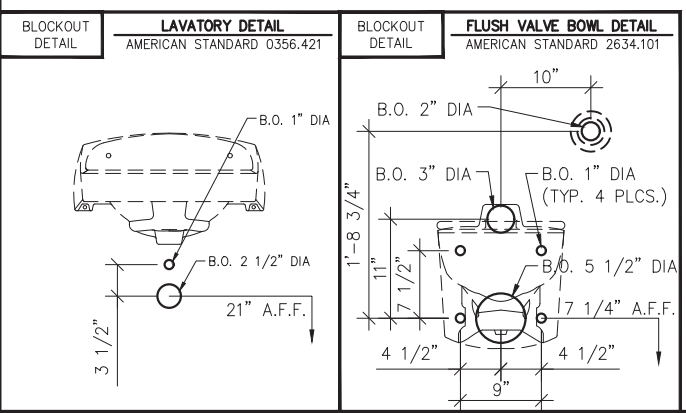
PROJECT TITLE  
**POMONA**  
 BUILDING NUMBER PM-050

NOTICE  
 The information contained herein is proprietary and the exclusive property of CXT Incorporated. The information may only be used by the original recipient for the purpose intended. Reproduction or distribution of this information is strictly prohibited without the prior written consent of CXT Incorporated. By allowing use of this information, CXT Incorporated grants no warranty, express or implied, including a warranty of merchantability or of fitness for a particular purpose.  
 CXT Incorporated

REV.	DESCRIPTION	APPROVAL	DATE
SCALE	3/8"=1'-0"	DATE	1-1-24
DRAWN	G.OGG	FILE NO.	PM-050
CHECKED	N.PENNER	PLOT	32

WALL PANEL MARK W15	
DWG NO. PM-23	SHEET 23 43
REV. 0	

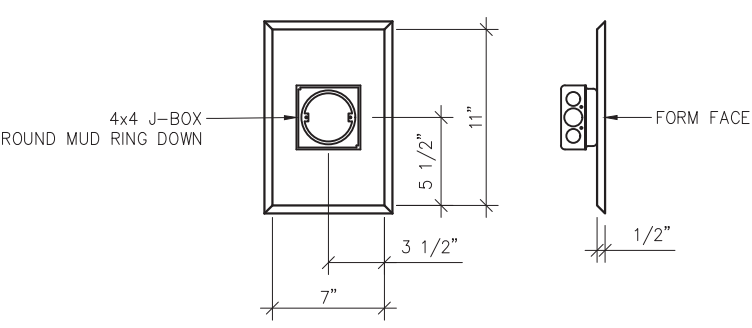
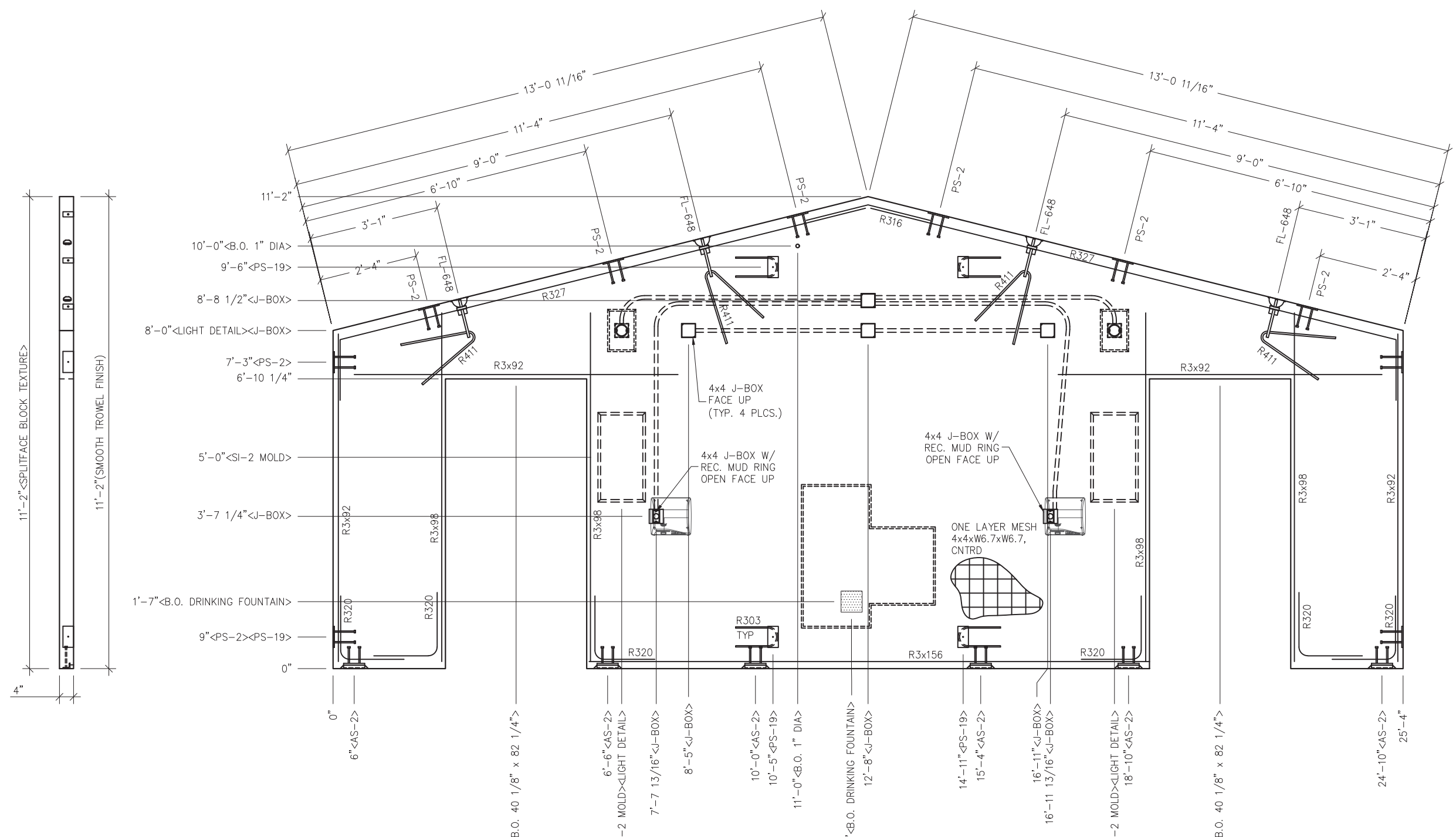
## BLOCKOUTS



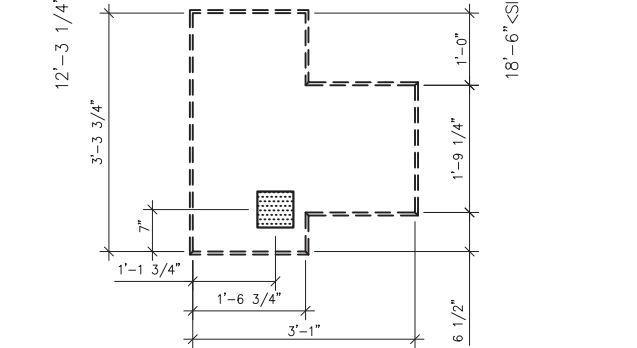
## EMBEDS

- NOTES:  
 1. EXCEPT R303, REINFORCING BARS TO BE PLACED IN PAIRS ONE EACH FACE OF PANEL W/ 3/4" MIN. COVER  
 2. ALL OTHER BARS TO BE CENTERED IN PANEL.

# MARINE PACKAGE



**LIGHT DETAIL**




**DRINKING FOUNTAIN TEXTURE BLOCK OUT DETAIL**

- NOTES:**
- EXCEPT R303, R411, R327 & R316, REINFORCING BARS TO BE PLACED IN PAIRS ONE EACH FACE OF PANEL W/ 3/4" MIN. COVER
  - ALL OTHER BARS TO BE CENTERED IN PANEL.

EMBEDDED MATERIALS	
ITEM	QTY
AS-2 SS	6
PS-2 SS	10
PS-19 SS	4
FL-648	4
R411	4
R303	4
R327	2
R2x92	8
R3x98	8
R316	1
R320	12
R3x156	2
SI-2 MOLD	2
B.O. 40 1/8" x 82 1/4"	2
4x4 J-BOX	8
ROUND MUD RING	2
RECT MUD RING	2
B.O. 1" DIA	1
B.O. DRINKING FOUNTAIN	1
B.O. TEXTURE	1

MARINE PACKAGE	
CU. FT. CONC.	SQ. FT. W.W.F.
65.6 (2.43)	197



February 6, 2024



6701 E Flamingo Ave Bldg 300 Nampa, ID 83687  
 901 N. Highway 77 Williamsboro, TX 76645  
 362 Waverly Road Williamstown, WV 26187

PROJECT TITLE  
**POMONA**  
 BUILDING NUMBER PM-050

**NOTICE**  
 The information contained herein is proprietary and the exclusive property of CXT Incorporated. The information may only be used by the original recipient for the purpose intended. Reproduction or distribution of this information is strictly prohibited without the prior written consent of CXT Incorporated. By allowing use of this information, CXT Incorporated grants no warranty, express or implied, including a warranty of merchantability or of fitness for a particular purpose.  
 CXT Incorporated

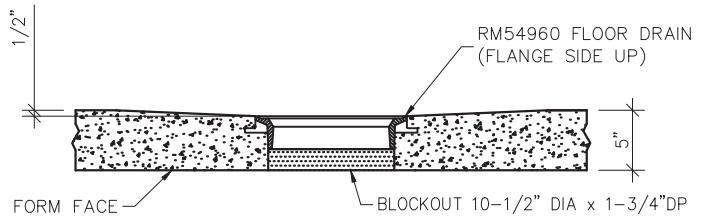
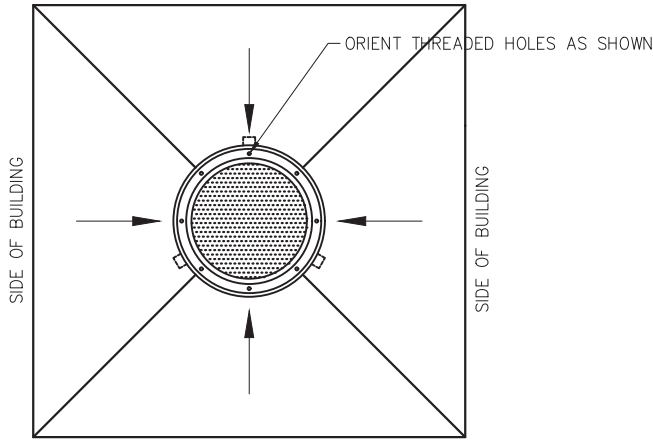
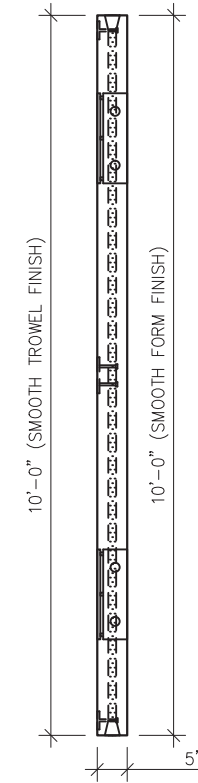
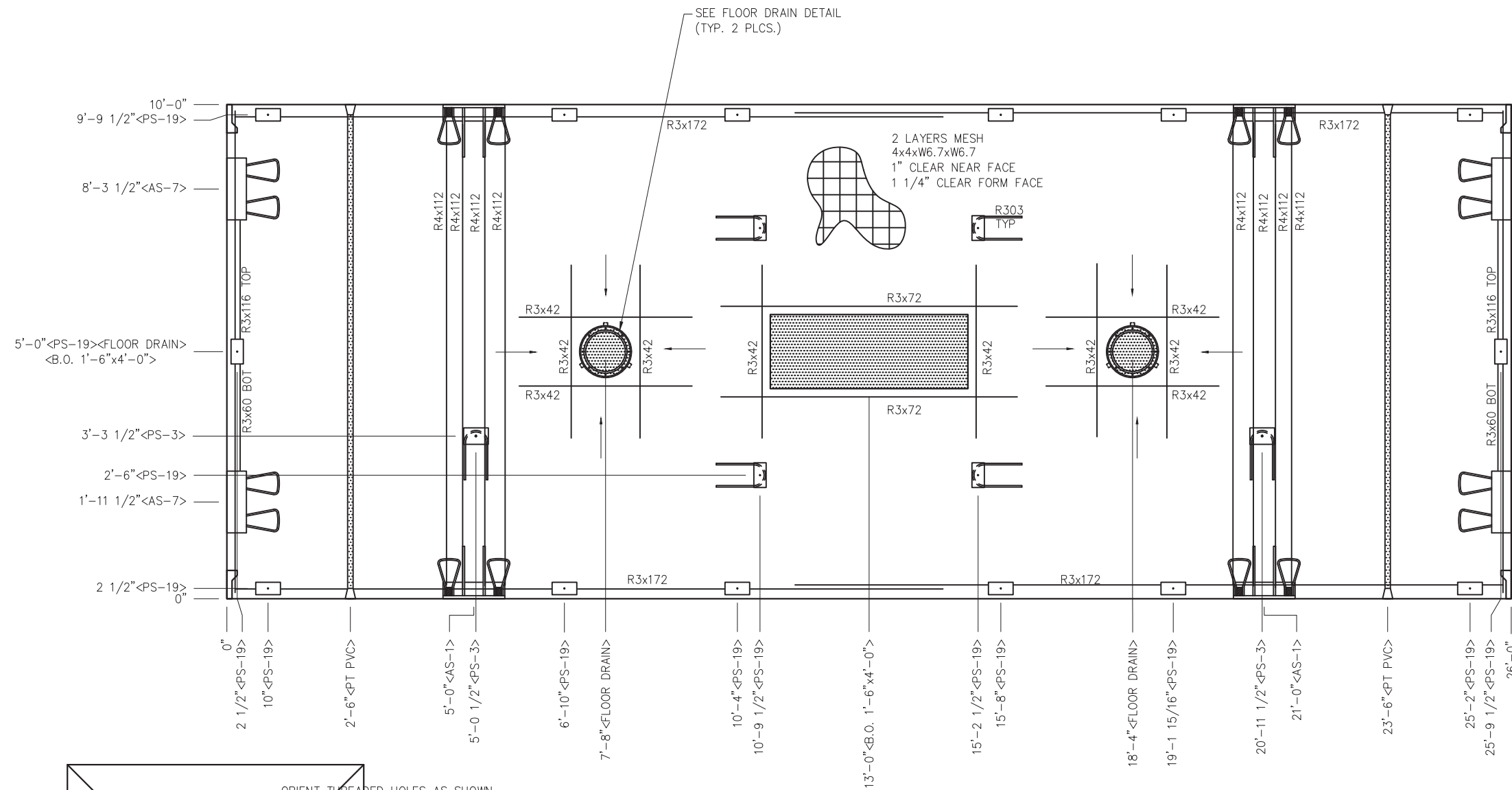
REV.	DESCRIPTION	APPROVAL	DATE
SCALE	3/8"=1'-0"	DATE	1-1-24
DRAWN	G.OGG	FILE NO.	PM-050
CHECKED	N.PENNER	PLOT	32

<b>WALL PANEL MARK W16</b>	
DWG. NO. <b>PM-24</b>	SHEET 24 43
REV. 0	

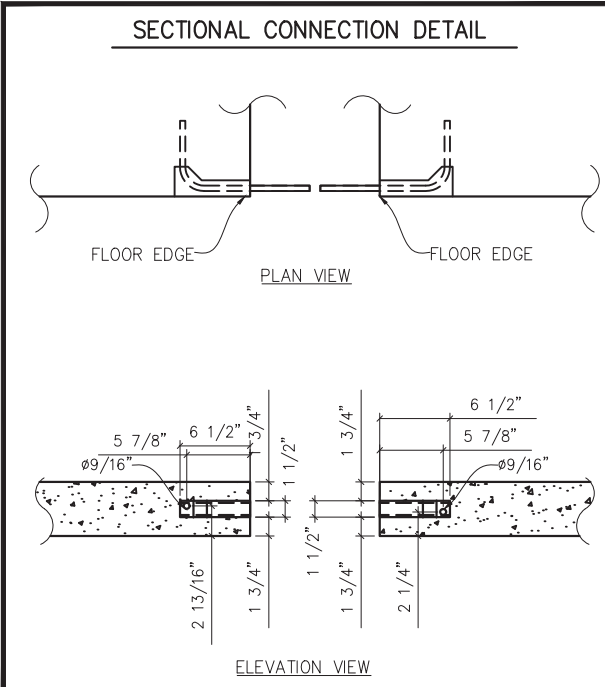




# MARINE PACKAGE




**FLOOR DRAIN BLOCKOUT DETAIL**



- NOTES:**
1. SLOPE 1/2" TO FLOOR DRAIN BLOCKOUT AS INDICATED BY ARROWS.
  2. EXCEPT R303, R3x60, R3x116 & R4x112,, REINFORCING BARS TO BE PLACED IN PAIRS ONE EACH FACE OF PANEL WITH 1 1/4" MIN. COVER
  3. R4x112 TO BE PLACED IN BOTTOM OF PANEL WITH 1 1/4" COVER
  4. ALL OTHER BARS TO BE CENTERED IN PANEL OR PLACED AS NOTED

EMBEDDED MATERIALS	
ITEM	QTY
PS-19 SS	18
AS-7	4
AS-1	4
PS-3 SS	2
R303	6
R3x60	2
R4x112	8
R3x172	8
R3x72	4
R3x42	20
R3x116	2
B.O. 1'-6"x4'-0"	1
1" PVC SCH40 x9'-9"	2
FLOOR DRAIN	2
SECTIONAL B.O.	4

MARINE PACKAGE	
CU. FT. CONC.	SQ. FT. W.W.F.
105.8 (3.92)	508



February 6, 2024

**LB Foster**  
CXT® Products

6701 E Flamingo Ave Bldg 300 Nampa, ID 83687  
901 N. Highway 77 Hillsboro, TX 76645  
362 Waverly Road Williamstown, WV 26187

PROJECT TITLE  
**POMONA**  
BUILDING NUMBER PM-050

**NOTICE**  
The information contained herein is proprietary and the exclusive property of CXT Incorporated. The information may only be used by the original recipient for the purpose intended. Reproduction or distribution of this information is strictly prohibited without the prior written consent of CXT Incorporated. By allowing use of this information, CXT Incorporated grants no warranty, express or implied, including a warranty of merchantability or of fitness for a particular purpose.

REV.	DESCRIPTION	APPROVAL	DATE
SCALE	3/8"=1'-0"	DATE	1-1-24
DRAWN	G.OGG	FILE NO.	PM-050
CHECKED	N.PENNER	PLOT	32

FLOOR SLAB MARK F2	
DWG NO.	SHEET
PM-26	26
	43
REV.	0

# MARINE PACKAGE

EMBEDDED MATERIALS	
ITEM	QTY
PS-19 SS	18
AS-7	4
AS-1	4
R3x42	20
R3x72	4
R3x60	2
R4x112	8
R303	5
FLOOR DRAIN	2
SECTIONAL B.O.	2
PT CHUCK	2
1" PVC SCH40 x 9'-6"	2
R3x116	2
PS-3 SS	1
B.O. 1'-6" x 4'-0"	1

MARINE PACKAGE	
CU. FT. CONC.	SQ. FT. W.W.F.
105.8 (3.92)	508
APPROXIMATE WEIGHT	



February 6, 2024

**LB Foster**  
CXT® Products

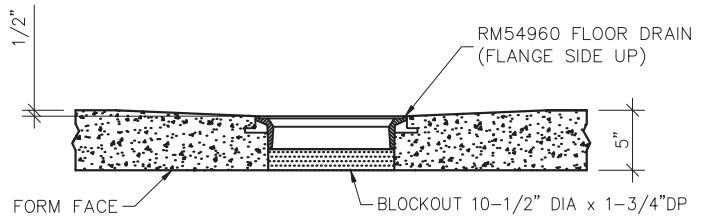
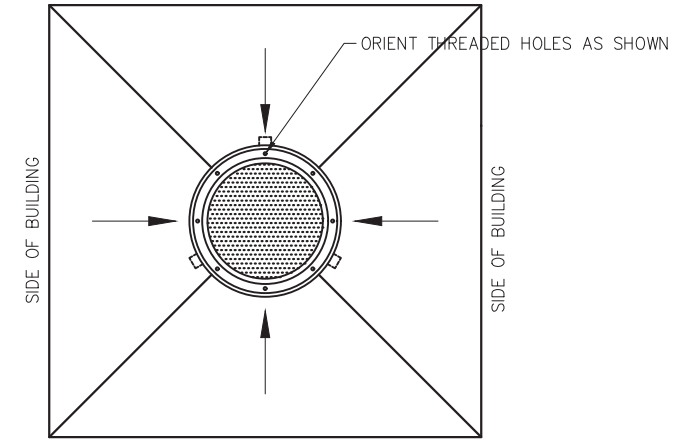
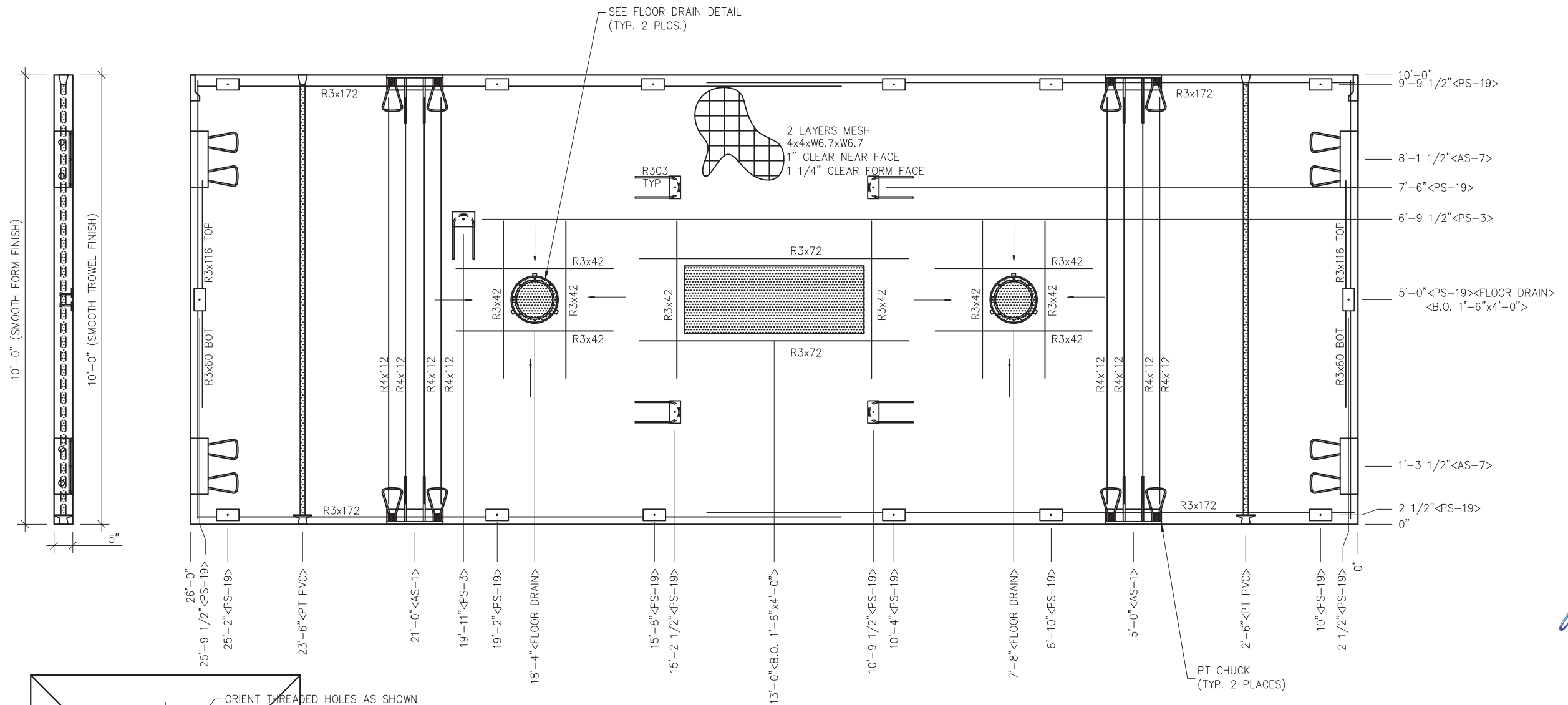
6701 E Flamingo Ave Bldg 300 Nampa, ID 83687  
901 N. Highway 77 Hillsboro, TX 76645  
362 Waverly Road Williamstown, WV 26187

PROJECT TITLE  
**POMONA**  
BUILDING NUMBER PM-050

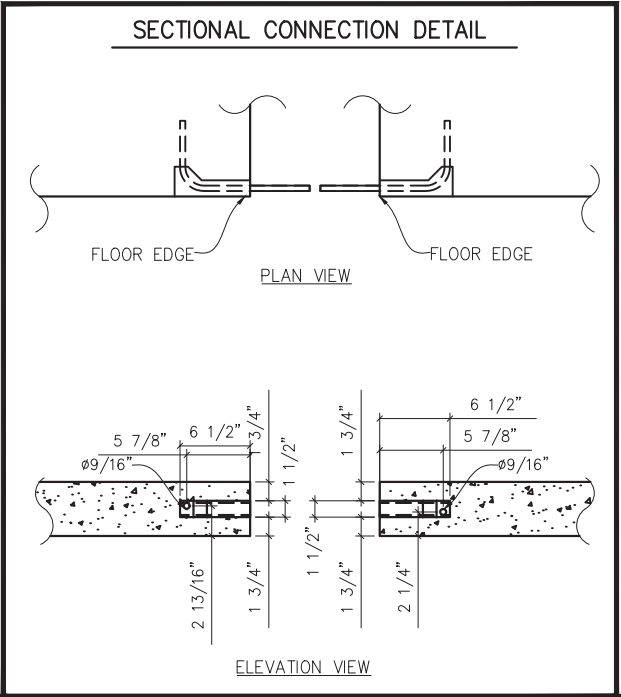
NOTICE  
The information contained herein is proprietary and the exclusive property of CXT Incorporated. The information may only be used by the original recipient for the purpose intended. Reproduction or distribution of this information is strictly prohibited without the prior written consent of CXT Incorporated. By allowing use of this information, CXT Incorporated grants no warranty, express or implied, including a warranty of merchantability or of fitness for a particular purpose.  
CXT Incorporated

REV.	DESCRIPTION	APPROVAL	DATE
SCALE	3/8"=1'-0"	DATE	1-1-24
DRAWN	G.OGG	FILE NO.	PM-050
CHECKED	N.PENNER	PLOT	32

FLOOR SLAB MARK F3	
DWG NO.	SHEET
PM-27	27
	43
	REV.
	0



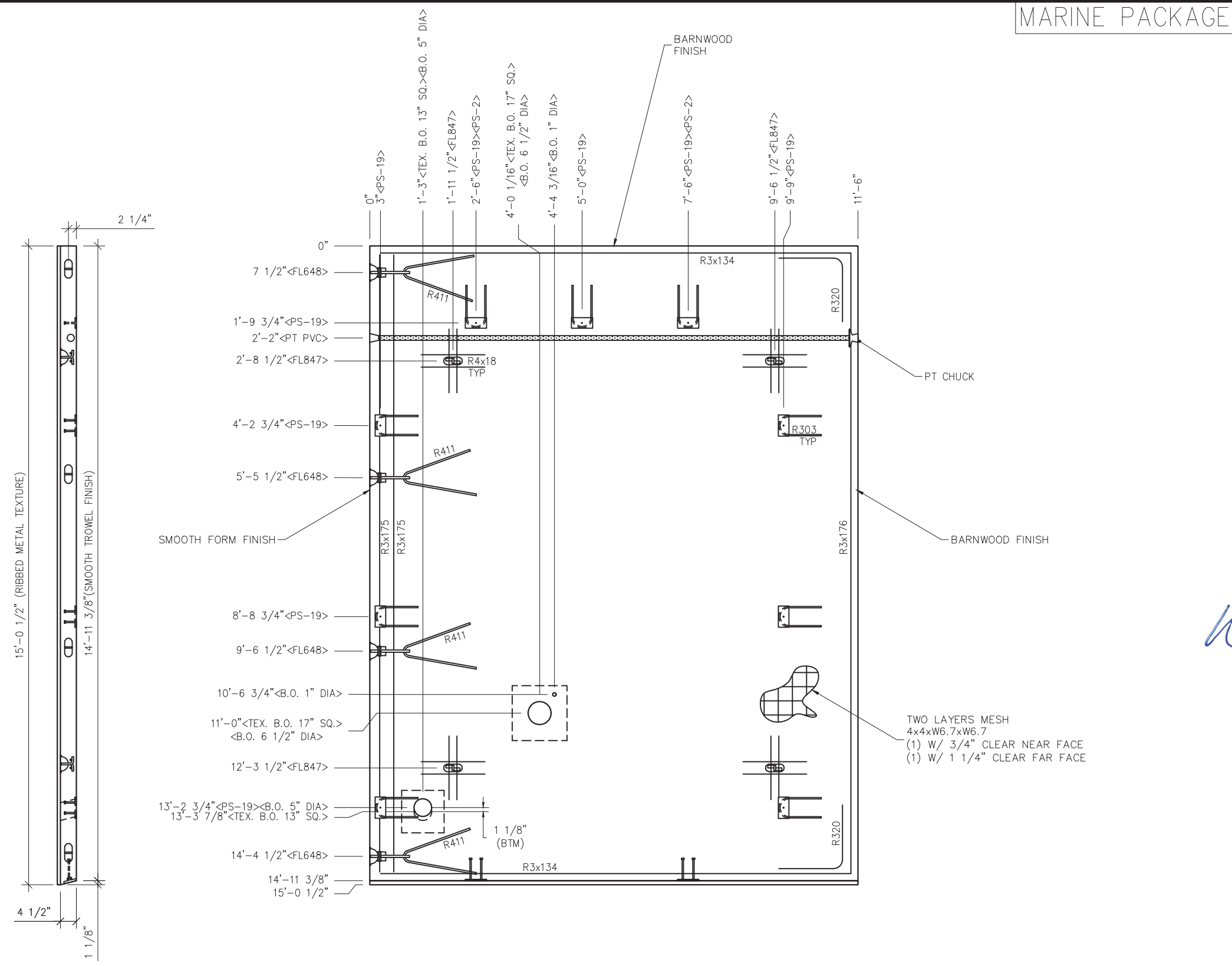
**FLOOR DRAIN BLOCKOUT DETAIL**



**SECTIONAL CONNECTION DETAIL**


- NOTES:
1. SLOPE 1/4" TO FLOOR DRAIN BLOCKOUT AS INDICATED BY ARROWS.
  2. EXCEPT R303 & R4x65, REINFORCING BARS TO BE PLACED IN PAIRS ONE EACH FACE OF PANEL WITH 1 1/4" MIN. COVER
  3. R4x65 TO BE PLACED IN BOTTOM OF PANEL WITH 1 1/4" COVER
  4. ALL OTHER BARS TO BE CENTERED IN PANEL.

# MARINE PACKAGE



EMBEDDED MATERIALS	
ITEM	QTY
PS-19 SS	9
FL-847	4
FL-648	4
R411	4
R303	9
R3x134	4
R3x175	2
R3x176	2
R320	4
PS-2 SS	2
1" PVC SCH40 x11'-3"	1
R4x18	16
PT CHUCK	1
B.O. 5" DIA	1
TEX. B.O. 13" SQ.	1
B.O. 6 1/2" DIA	1
TEX. B.O. 17" SQ.	1
B.O. 1" DIA	1

MARINE PACKAGE	
CU. FT. CONC.	SQ. FT. W.W.F.
67.7 (2.51)	344



**LB Foster**  
CXT® Products

6701 E Flamingo Ave Bldg 300 Nampa, ID 83687  
901 N. Highway 77 Hillsboro, TX 76645  
362 Waverly Road Williamstown, WV 26187

PROJECT TITLE  
**POMONA**  
BUILDING NUMBER PM-050

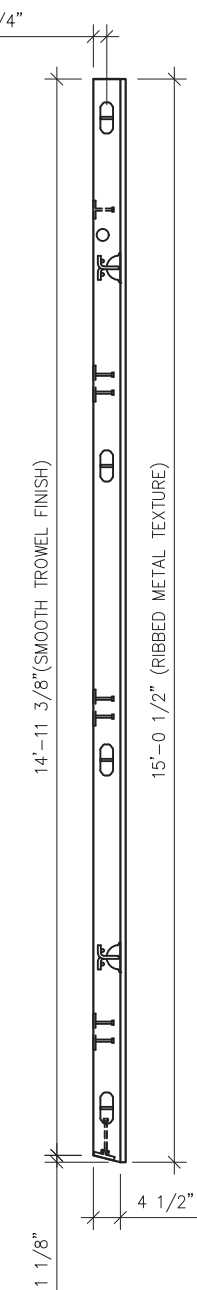
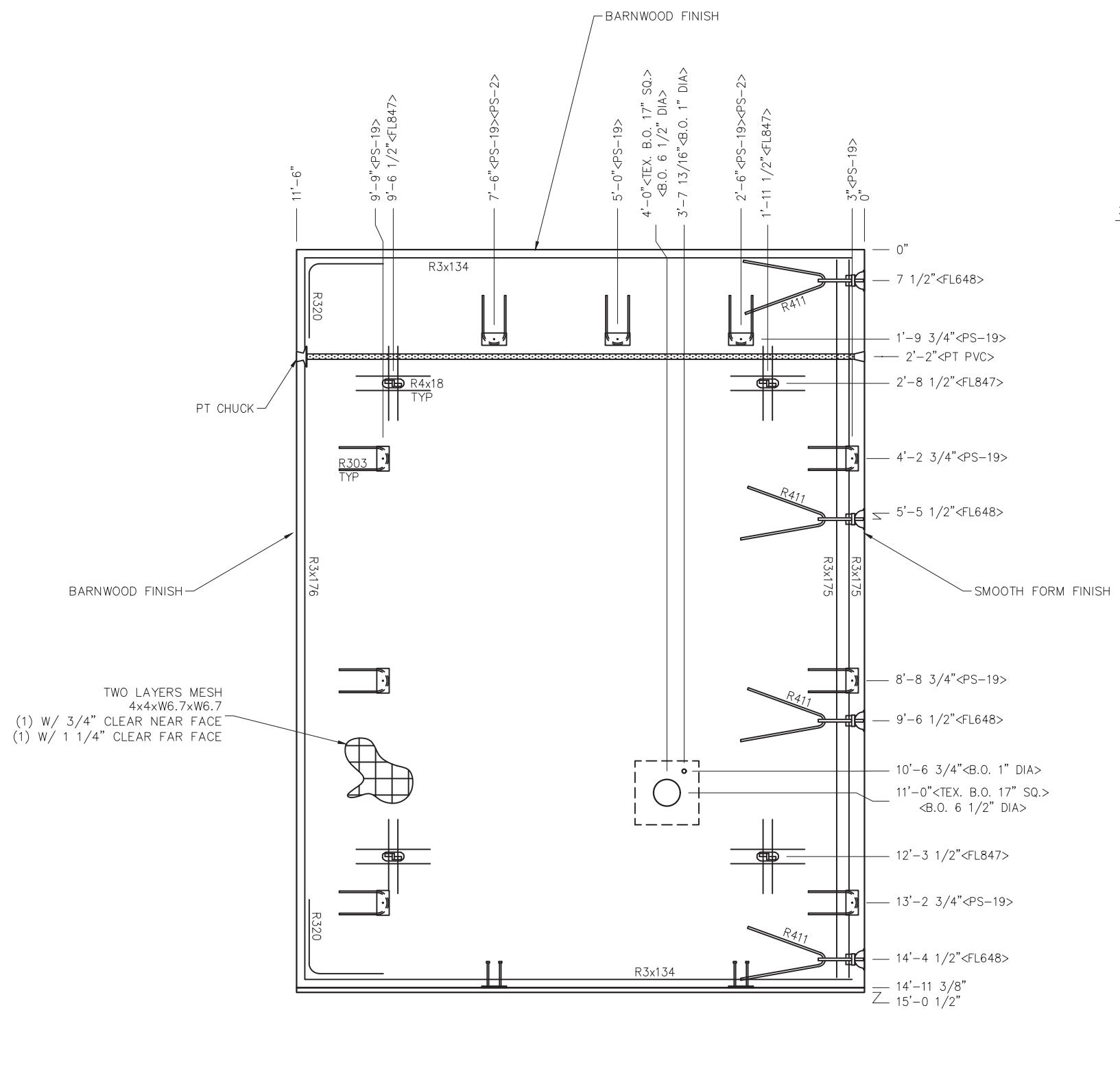
NOTICE  
The information contained herein is proprietary and the exclusive property of CXT Incorporated. The information may only be used by the original recipient for the purpose intended. Reproduction or distribution of this information is strictly prohibited without the prior written consent of CXT Incorporated. By allowing use of this information, CXT Incorporated grants no warranty, express or implied, including a warranty of merchantability or of fitness for a particular purpose.

REV.	DESCRIPTION	APPROVAL	DATE
SCALE	3/8"=1'-0"	DATE	1-1-24
DRAWN	G.OGG	FILE NO.	PM-050
CHECKED	N.PENNER	PLOT	32

ROOF SLAB MARK R1		
DWG NO.	SHEET	REV.
PM-28	28 / 43	0

- NOTES:
- EXCEPT R303, R411, R3x175, R4x18, BARS TO BE PLACED IN PAIRS, ONE EACH FACE OF PANEL W/ 3/4" CLEAR NEAR FACE & 1 1/4" CLEAR FORM FACE
  - PLACE BARS R4x18 UP IN FORM W/ 1 1/4" COVER
  - ALL OTHER BARS TO BE CENTERED IN PANEL


# MARINE PACKAGE



- NOTES:**
- EXCEPT R303, R411, R3x175, R4x18, BARS TO BE PLACED IN PAIRS, ONE EACH FACE OF PANEL W/ 3/4" CLEAR NEAR FACE & 1 1/4" CLEAR FORM FACE
  - PLACE BARS R4x18 UP IN FORM W/ 1 1/4" COVER
  - ALL OTHER BARS TO BE CENTERED IN PANEL

EMBEDDED MATERIALS	
ITEM	QTY
PS-19 SS	9
FL-847	4
FL-648	4
R411	4
R303	9
R3x134	4
R3x175	2
R3x176	2
R320	4
PS-2 SS	2
1" PVC SCH40 x11'-3"	1
R4x18	16
PT CHUCK	1
B.O. 6 1/2" DIA	1
TEX. B.O. 17" SQ.	1
B.O. 1" DIA	1

MARINE PACKAGE	
CU. FT. CONC.	SQ. FT. W.W.F.
67.7 (2.51)	344



February 6, 2024

**LB Foster**  
CXT® Products

6701 E Flamingo Ave Bldg 300 Nampa, ID 83687  
901 N. Highway 77 Hillsboro, TX 76645  
362 Waverly Road Williamstown, WV 26187

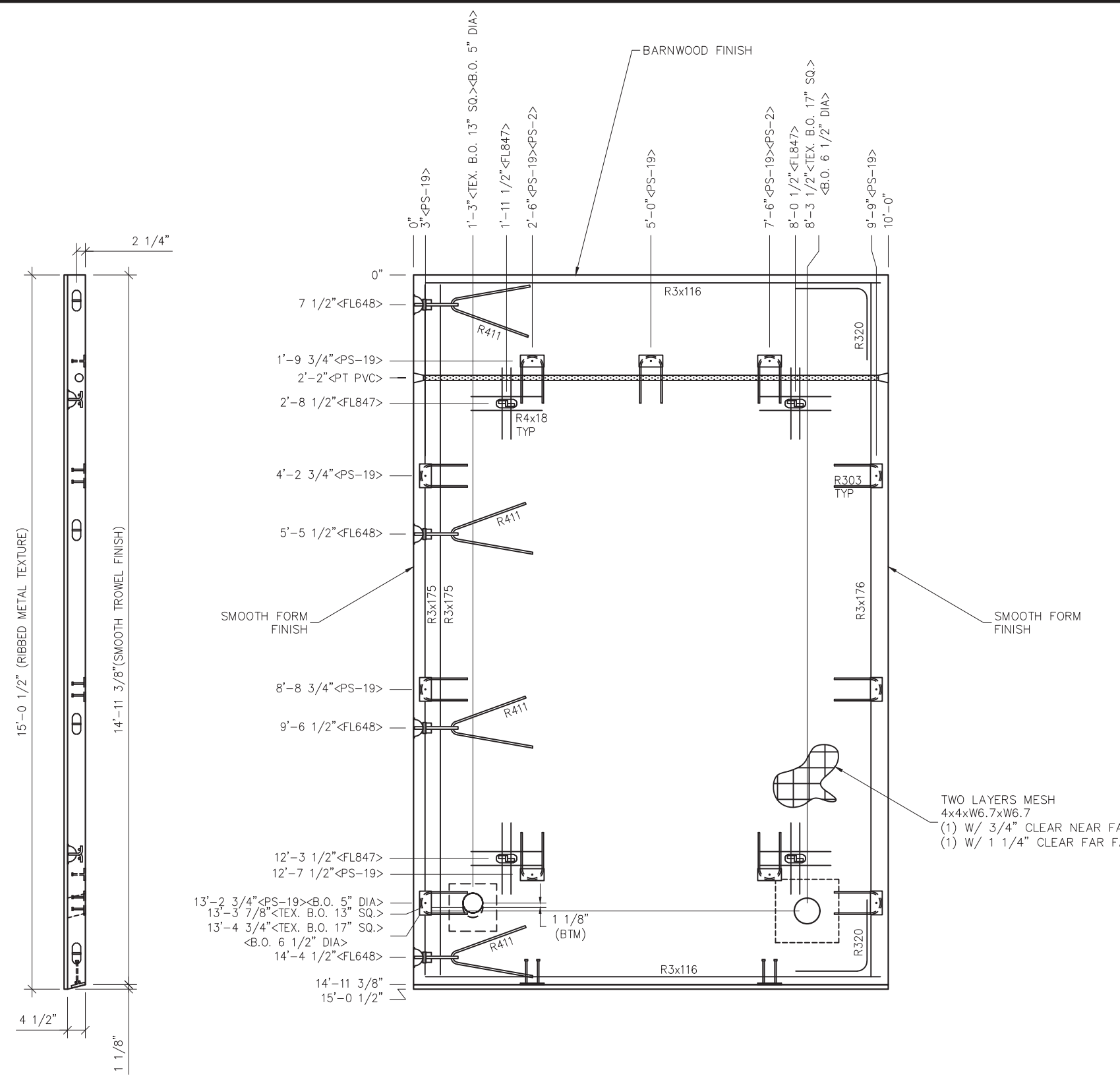
PROJECT TITLE  
**POMONA**  
BUILDING NUMBER PM-050

NOTICE  
The information contained herein is proprietary and the exclusive property of CXT Incorporated. The information may only be used by the original recipient for the purpose intended. Reproduction or distribution of this information is strictly prohibited without the prior written consent of CXT Incorporated. By allowing use of this information, CXT Incorporated grants no warranty, express or implied, including a warranty of merchantability or of fitness for a particular purpose.  
CXT Incorporated

REV.	DESCRIPTION	APPROVAL	DATE
SCALE	3/8"=1'-0"	DATE	1-1-24
DRAWN	G.OGG	FILE NO.	PM-050
CHECKED	N.PENNER	PLOT	32

ROOF SLAB MARK R2		
DWG. NO.	SHEET	REV.
PM-29	29	0
	43	


# MARINE PACKAGE



- NOTES:**
- EXCEPT R303, R411, R3x175, R4x18, BARS TO BE PLACED IN PAIRS, ONE EACH FACE OF PANEL W/ 3/4" CLEAR NEAR FACE & 1 1/4" CLEAR FORM FACE
  - PLACE BARS R4x18 UP IN FORM W/ 1 1/4" COVER
  - ALL OTHER BARS TO BE CENTERED IN PANEL

EMBEDDED MATERIALS	
ITEM	QTY
PS-19 SS	11
FL-847	4
FL-648	4
R411	4
R303	11
R3x116	4
R3x175	2
R3x176	2
R320	4
PS-2 SS	2
1" PVC SCH40 x 9'-9"	1
R4x18	16
B.O. 5" DIA	1
TEX. B.O. 13" SQ.	1
B.O. 6 1/2" DIA	1
TEX. B.O. 17" SQ.	1

MARINE PACKAGE	
CU. FT. CONC.	SQ. FT. W.W.F.
58.9 (2.18)	299



February 6, 2024

**LB Foster**  
CXT® Products

6701 E Flamingo Ave Bldg 300 Nampa, ID 83687  
901 N. Highway 77 Hillsboro, TX 76645  
362 Waverly Road Williamstown, WV 26187

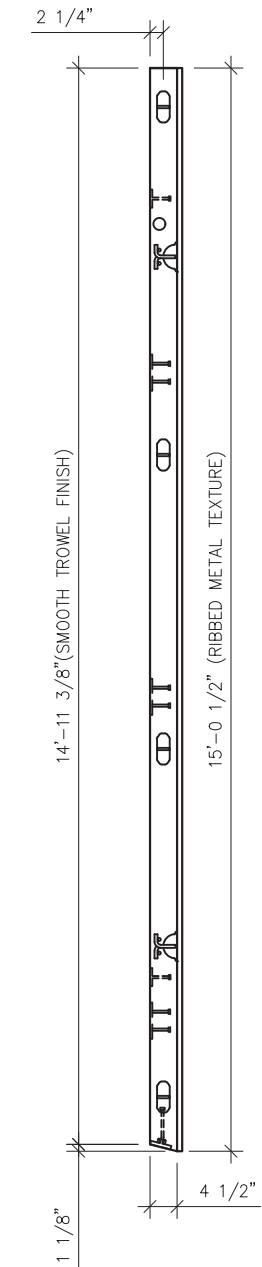
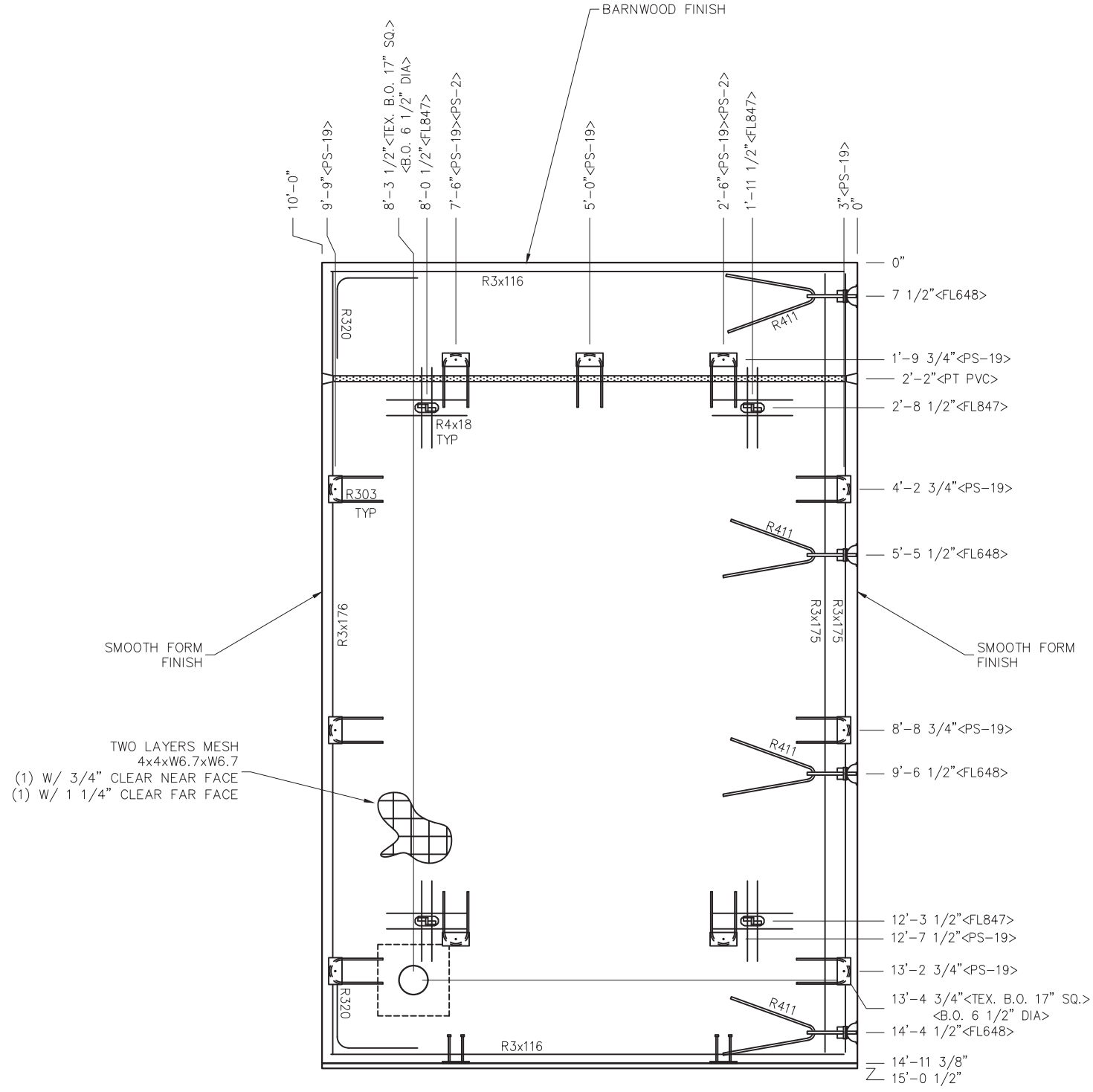
PROJECT TITLE  
**POMONA**  
BUILDING NUMBER PM-050

**NOTICE**  
The information contained herein is proprietary and the exclusive property of CXT Incorporated. The information may only be used by the original recipient for the purpose intended. Reproduction or distribution of this information is strictly prohibited without the prior written consent of CXT Incorporated. By allowing use of this information, CXT Incorporated grants no warranty, express or implied, including a warranty of merchantability or of fitness for a particular purpose.  
CXT Incorporated

REV.	DESCRIPTION	APPROVAL	DATE
SCALE	3/8"=1'-0"	DATE	1-1-24
DRAWN	G.OGG	FILE NO.	PM-050
CHECKED	N.PENNER	PLOT	32

<b>ROOF SLAB MARK R3</b>		
DWG NO.	SHEET	REV.
PM-30	30 / 43	0

# MARINE PACKAGE




- NOTES:
- EXCEPT R303, R411, R3x175, R4x18, BARS TO BE PLACED IN PAIRS, ONE EACH FACE OF PANEL W/ 3/4" CLEAR NEAR FACE & 1 1/4" CLEAR FORM FACE
  - PLACE BARS R4x18 UP IN FORM W/ 1 1/4" COVER
  - ALL OTHER BARS TO BE CENTERED IN PANEL

EMBEDDED MATERIALS	
ITEM	QTY
PS-19 SS	11
FL-847	4
FL-648	4
R411	4
R303	11
R3x116	4
R3x175	2
R3x176	2
R320	4
PS-2 SS	2
1" PVC SCH40 x 9'-9"	1
R4x18	16
B.O. 6 1/2" DIA	1
TEX. B.O. 17" SQ.	1

## MARINE PACKAGE

CU. FT. CONC.	SQ. FT. W.W.F.
58.9 (2.18)	299



February 6, 2024



6701 E Flamingo Ave Bldg 300 Nampa, ID 83687  
901 N. Highway 77 Hillsboro, TX 76645  
362 Waverly Road Williamstown, WV 26187

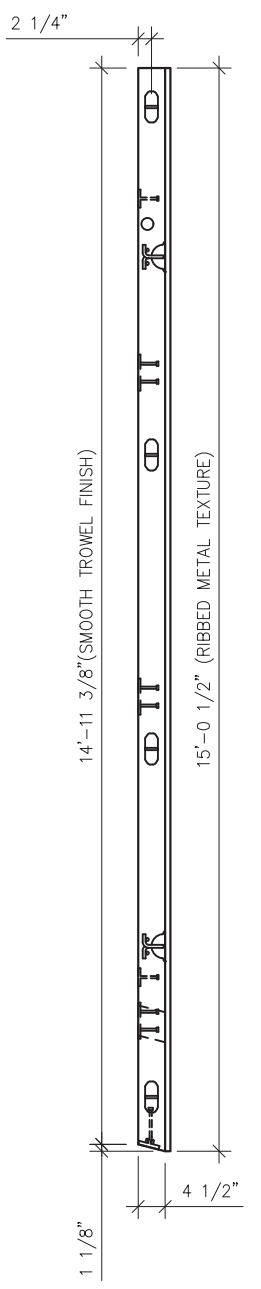
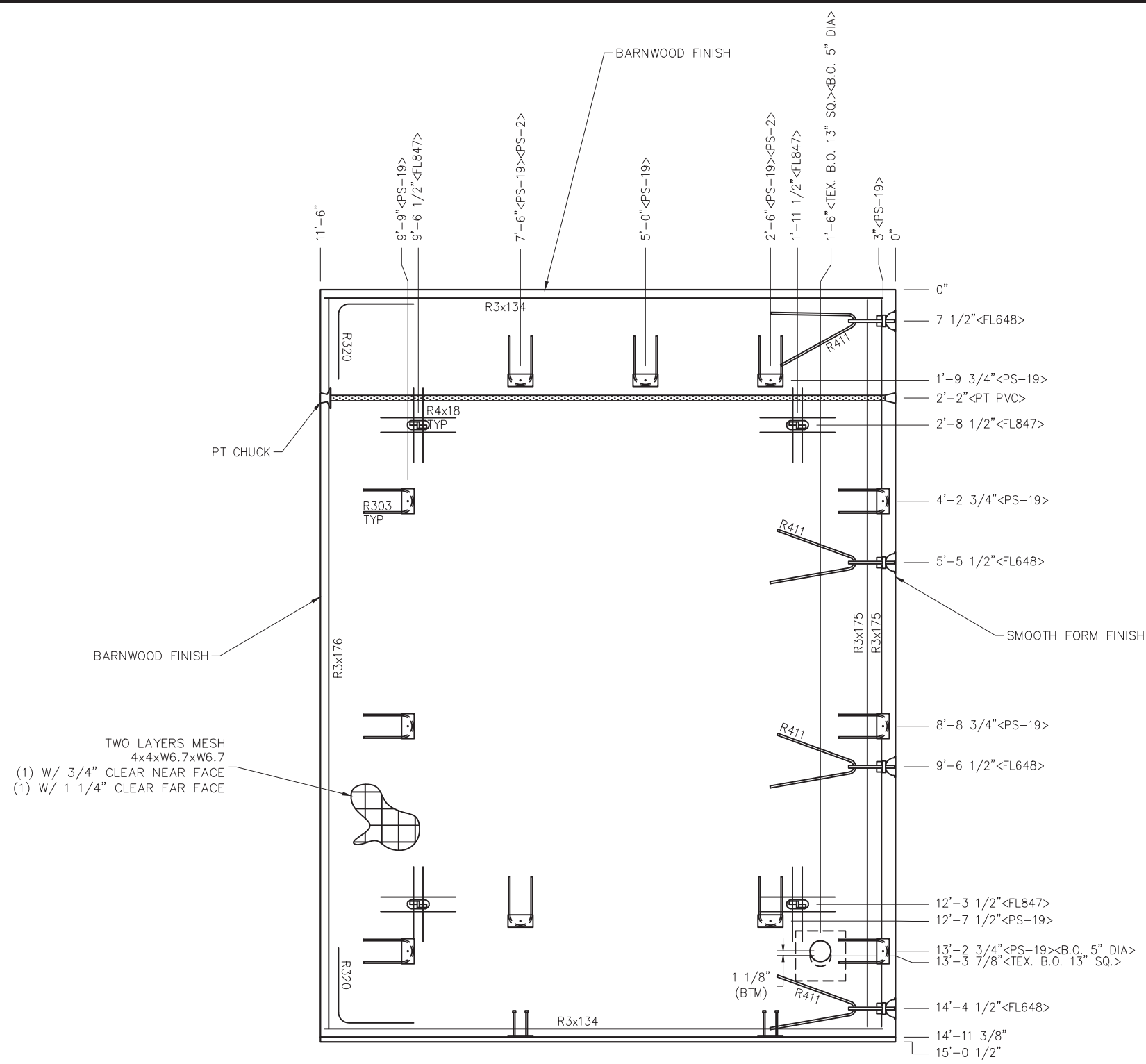
PROJECT TITLE  
**POMONA**  
BUILDING NUMBER PM-050

NOTICE  
The information contained herein is proprietary and the exclusive property of CXT Incorporated. The information may only be used by the original recipient for the purpose intended. Reproduction or distribution of this information is strictly prohibited without the prior written consent of CXT Incorporated. By allowing use of this information, CXT Incorporated grants no warranty, express or implied, including a warranty of merchantability or of fitness for a particular purpose.  
CXT Incorporated

REV.	DESCRIPTION	APPROVAL	DATE
SCALE	3/8"=1'-0"	DATE	1-1-24
DRAWN	G.OGG	FILE NO.	PM-050
CHECKED	N.PENNER	PLOT	32

ROOF SLAB MARK R4		
DWG NO. PM-31	SHEET 31 43	REV. 0

# MARINE PACKAGE




TWO LAYERS MESH  
4x4xW6.7xW6.7  
(1) W/ 3/4" CLEAR NEAR FACE  
(1) W/ 1 1/4" CLEAR FAR FACE

- NOTES:
- EXCEPT R303, R411, R3x175, R4x18, BARS TO BE PLACED IN PAIRS, ONE EACH FACE OF PANEL W/ 3/4" CLEAR NEAR FACE & 1 1/4" CLEAR FORM FACE
  - PLACE BARS R4x18 UP IN FORM W/ 1 1/4" COVER
  - ALL OTHER BARS TO BE CENTERED IN PANEL

EMBEDDED MATERIALS	
ITEM	QTY
FL-648	4
FL-847	4
PS-2 SS	2
PS-19 SS	10
R303	10
R320	4
R411	4
R3x134	4
R3x175	2
R3x176	2
R4x18	16
PT CHUCK	1
B.O. 5" DIA	1
1" PVC SCH40 x 11'-3"	1
TEX. B.O. 13" SQ.	1

MARINE PACKAGE	
CU. FT. CONC.	SQ. FT. W.W.F.
67.7 (2.51)	344



February 6, 2024

**LB Foster**  
CXT® Products

6701 E Flamingo Ave Bldg 300 Nampa, ID 83687  
901 N. Highway 77 Hillsboro, TX 76645  
362 Waverly Road Williamstown, WV 26187

PROJECT TITLE  
**POMONA**  
BUILDING NUMBER PM-050

NOTICE  
The information contained herein is proprietary and the exclusive property of CXT Incorporated. The information may only be used by the original recipient for the purpose intended. Reproduction or distribution of this information is strictly prohibited without the prior written consent of CXT Incorporated. By allowing use of this information, CXT Incorporated grants no warranty, express or implied, including a warranty of merchantability or of fitness for a particular purpose.  
CXT Incorporated

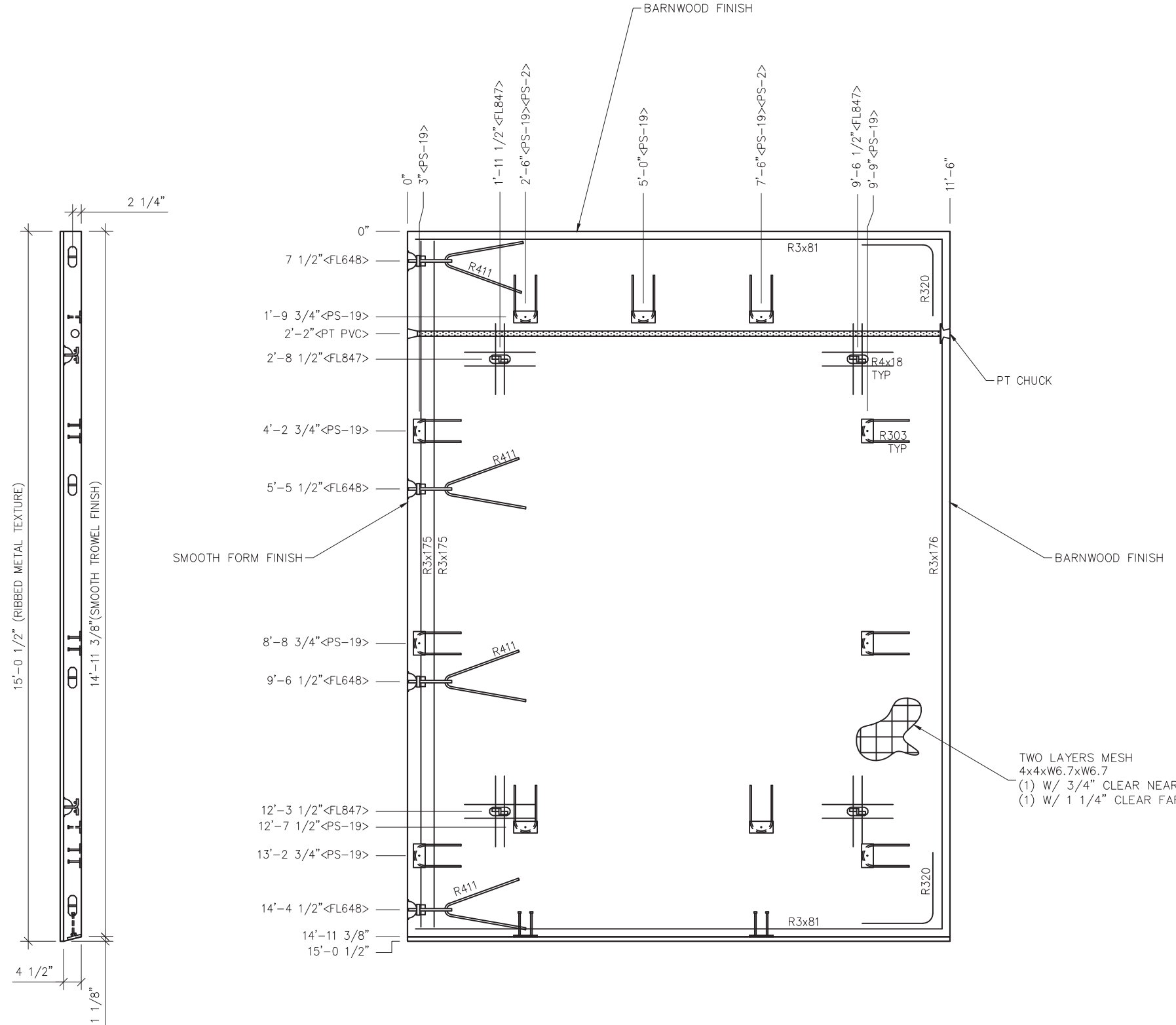
REV.	DESCRIPTION	APPROVAL	DATE
SCALE	3/8"=1'-0"	DATE	1-1-24
DRAWN	G.OGG	FILE NO.	PM-050
CHECKED	N.PENNER	PLOT	32

**ROOF SLAB**  
**MARK R5**

DWG NO.	SHEET	REV.
PM-32	32	0
	43	




# MARINE PACKAGE



EMBEDDED MATERIALS	
ITEM	QTY
FL-648	4
FL-847	4
PS-2 SS	2
PS-19 SS	11
R303	11
R320	4
R411	4
R3x81	4
R3x175	2
R3x176	2
R4x18	16
PT CHUCK	1
1" PVC SCH40 x 11'-3"	1

MARINE PACKAGE	
CU. FT. CONC.	SQ. FT. W.W.F.
67.7 (2.51)	344



February 6, 2024

**LB Foster**  
CXT® Products

6701 E Flamingo Ave Bldg 300 Nampa, ID 83687  
901 N. Highway 77 Hillsboro, TX 76645  
362 Waverly Road Williamstown, WV 26187

PROJECT TITLE  
**POMONA**  
BUILDING NUMBER PM-050

NOTICE  
The information contained herein is proprietary and the exclusive property of CXT Incorporated. The information may only be used by the original recipient for the purpose intended. Reproduction or distribution of this information is strictly prohibited without the prior written consent of CXT Incorporated. By allowing use of this information, CXT Incorporated grants no warranty, express or implied, including a warranty of merchantability or of fitness for a particular purpose.  
CXT Incorporated

REV.	DESCRIPTION	APPROVAL	DATE
SCALE	3/8"=1'-0"	DATE	1-1-24
DRAWN	G.OGG	FILE NO.	PM-050
CHECKED	N.PENNER	PLOT	32

**ROOF SLAB**  
**MARK R6**

DWG NO.	SHEET	REV.
PM-33	33	0
	43	

- NOTES:**
- EXCEPT R303, R411, R3x175, R4x18, BARS TO BE PLACED IN PAIRS, ONE EACH FACE OF PANEL W/ 3/4" CLEAR NEAR FACE & 1 1/4" CLEAR FORM FACE
  - PLACE BARS R4x18 UP IN FORM W/ 1 1/4" COVER
  - ALL OTHER BARS TO BE CENTERED IN PANEL



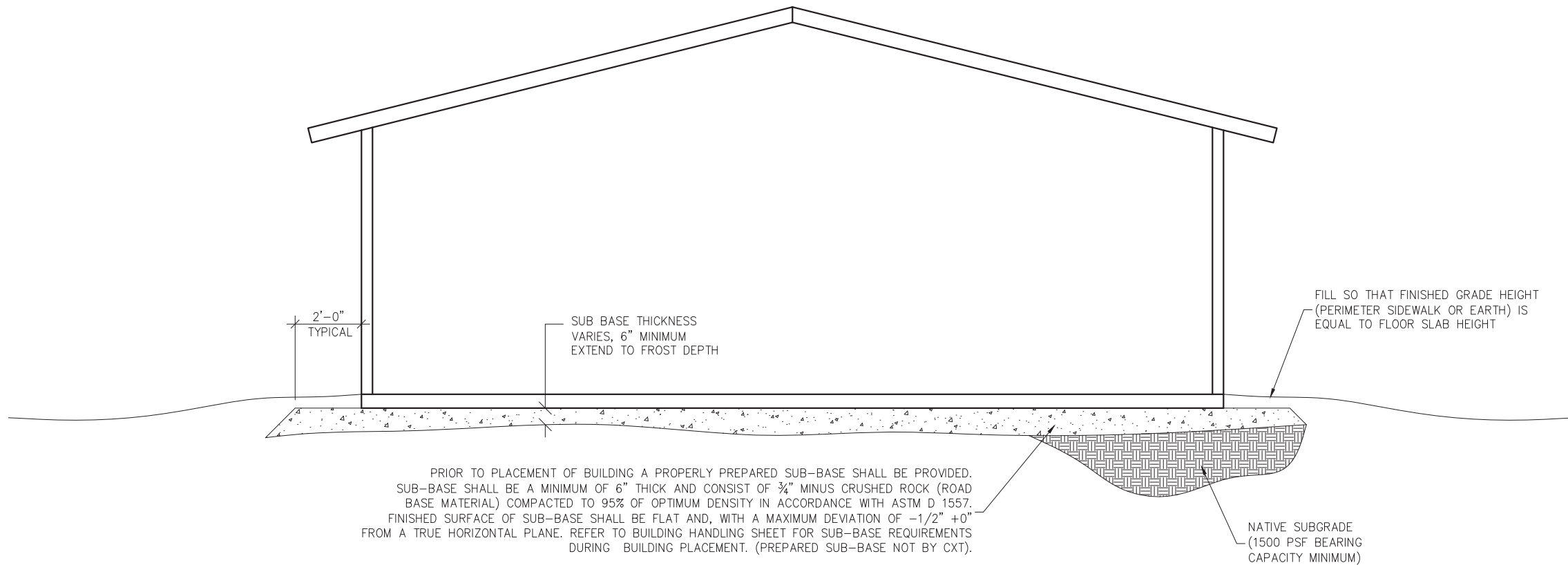
**NOTE:**

THIS FACTORY ASSEMBLED BUILDING, AS CONSTRUCTED, PROVIDES A RIGID BOX TYPE STRUCTURAL SYSTEM. VERTICAL LOADS ARE TRANSFERRED PRIMARILY THROUGH BEARING WALLS TO THE STRUCTURAL SLAB FLOOR OF THE BUILDING. THE VERTICAL LOADS ARE THEN DISTRIBUTED THROUGH THE REINFORCED CONCRETE FLOOR TO THE PREPARED GRANULAR, NON-FROST SUSCEPTIBLE (NFS) SUB-BASE WHICH DISTRIBUTES THE VERTICAL LOADS IN RELATIVELY UNIFORM FASHION TO THE NATIVE SUB-GRADE. AS WITH MOST CONSTRUCTION, THIS DOES REQUIRE THE NATIVE SUB-GRADE TO BE STRIPPED OF VEGETATION AND TOP SOIL PRIOR TO PLACEMENT OF THE PREPARED GRANULAR SUB-BASE. DUE TO THE INHERENT STIFFNESS OF THE BUILDING, IT WILL REMAIN SAFE AND STRUCTURALLY SOUND IN THE UNLIKELY EVENT OF FREEZING ACTION BELOW THE BUILDING REGARDLESS OF NATURAL FREEZE/ THAW CYCLES ANTICIPATED TO BE ENCOUNTERED IN THE STATE OF ALABAMA.


LATERAL LOADS ARE TRANSFERRED TO THE GROUND THROUGH FRICTIONAL RESISTANCE WITHOUT SLIDING OR SHIFTING BETWEEN THE BUILDING FLOOR SLAB AND THE PREPARED SOIL AND GRAVEL SUB-BASE ON WHICH THE BUILDING RESTS. SEISMIC ANALYSES ARE BASED ON LOADS DETERMINED IN ACCORDANCE WITH THE INTERNATIONAL BUILDING CODE USING PARAMETERS, WHICH MEET OR EXCEED THE CODE PRESCRIBED REQUIREMENTS FOR THIS INSTALLATION.

THIS BUILDING AS DESIGNED, RESTING ON A PROPERLY PREPARED GRANULAR SUB-BASE WILL BE SAFE AND STRUCTURALLY SOUND FOR VERTICAL AND LATERAL LOADS AS DISCUSSED ABOVE. A FULL DEPTH FOUNDATION WALL AT THE BUILDING PERIMETER AND AN ANCHORAGE SYSTEM, TYPICAL FOR OTHER TYPES OF BUILDING CONSTRUCTION, ARE NOT REQUIRED FOR THIS BUILDING.

THE "FOUNDATION" FOR THIS STRUCTURE IS ESSENTIALLY THE COMBINATION OF THE COMPACTED SUB-BASE MATERIAL AND THE BUILDING'S REINFORCED SLAB. THE COMBINATION OF THE COMPACTED SUB-BASE MATERIAL AND THE BUILDING'S REINFORCED SLAB NEED TO BE AT LEAST 12" THICK AND THE COMPACTED SUB-BASE MATERIAL SHALL EXTEND BELOW THE LOCAL FROST DEPTH



PRIOR TO PLACEMENT OF BUILDING A PROPERLY PREPARED SUB-BASE SHALL BE PROVIDED. SUB-BASE SHALL BE A MINIMUM OF 6" THICK AND CONSIST OF 3/4" MINUS CRUSHED ROCK (ROAD BASE MATERIAL) COMPACTED TO 95% OF OPTIMUM DENSITY IN ACCORDANCE WITH ASTM D 1557. FINISHED SURFACE OF SUB-BASE SHALL BE FLAT AND, WITH A MAXIMUM DEVIATION OF -1/2" +0" FROM A TRUE HORIZONTAL PLANE. REFER TO BUILDING HANDLING SHEET FOR SUB-BASE REQUIREMENTS DURING BUILDING PLACEMENT. (PREPARED SUB-BASE NOT BY CXT).



February 6, 2024



6701 E Flamingo Ave Bldg 300 Nampa, ID 83687  
901 N. Highway 77 Hillsboro, TX 76645  
362 Waverly Road Williamstown, WV 26187

PROJECT TITLE  
**POMONA**  
BUILDING NUMBER PM-050

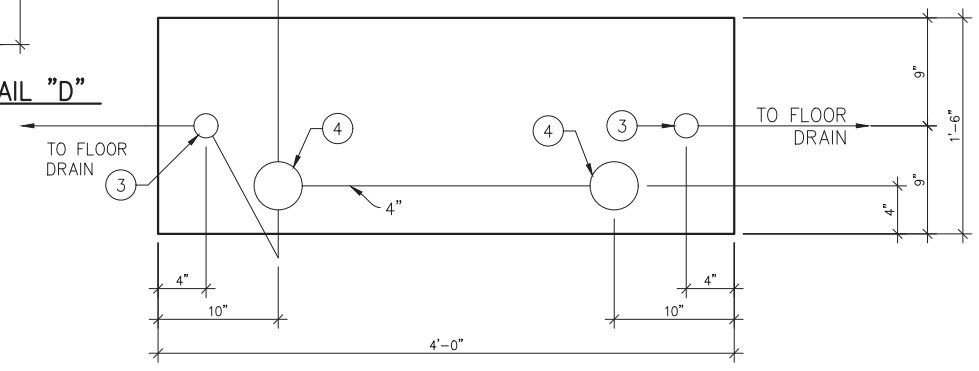
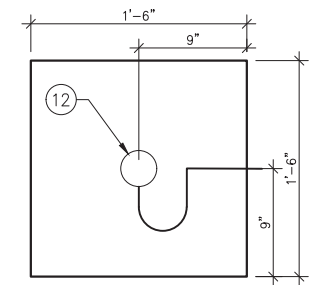
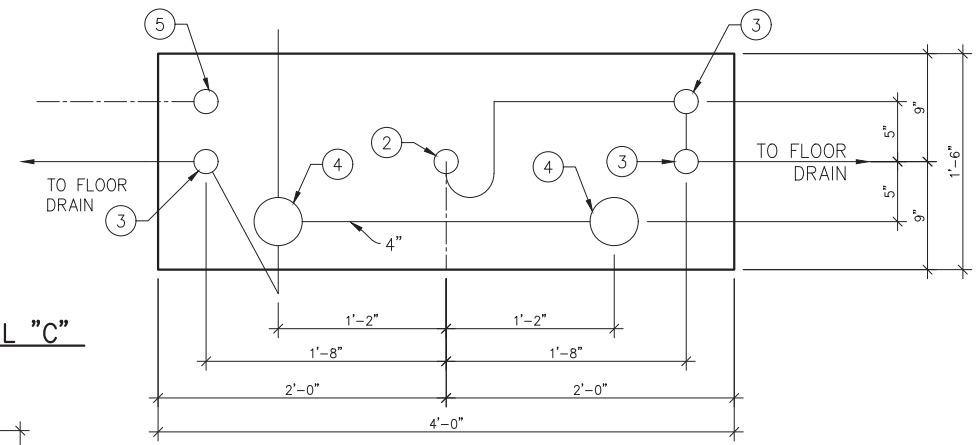
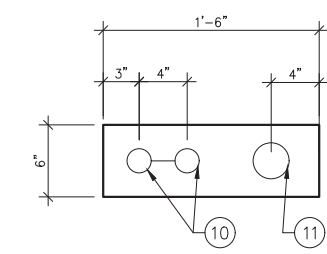
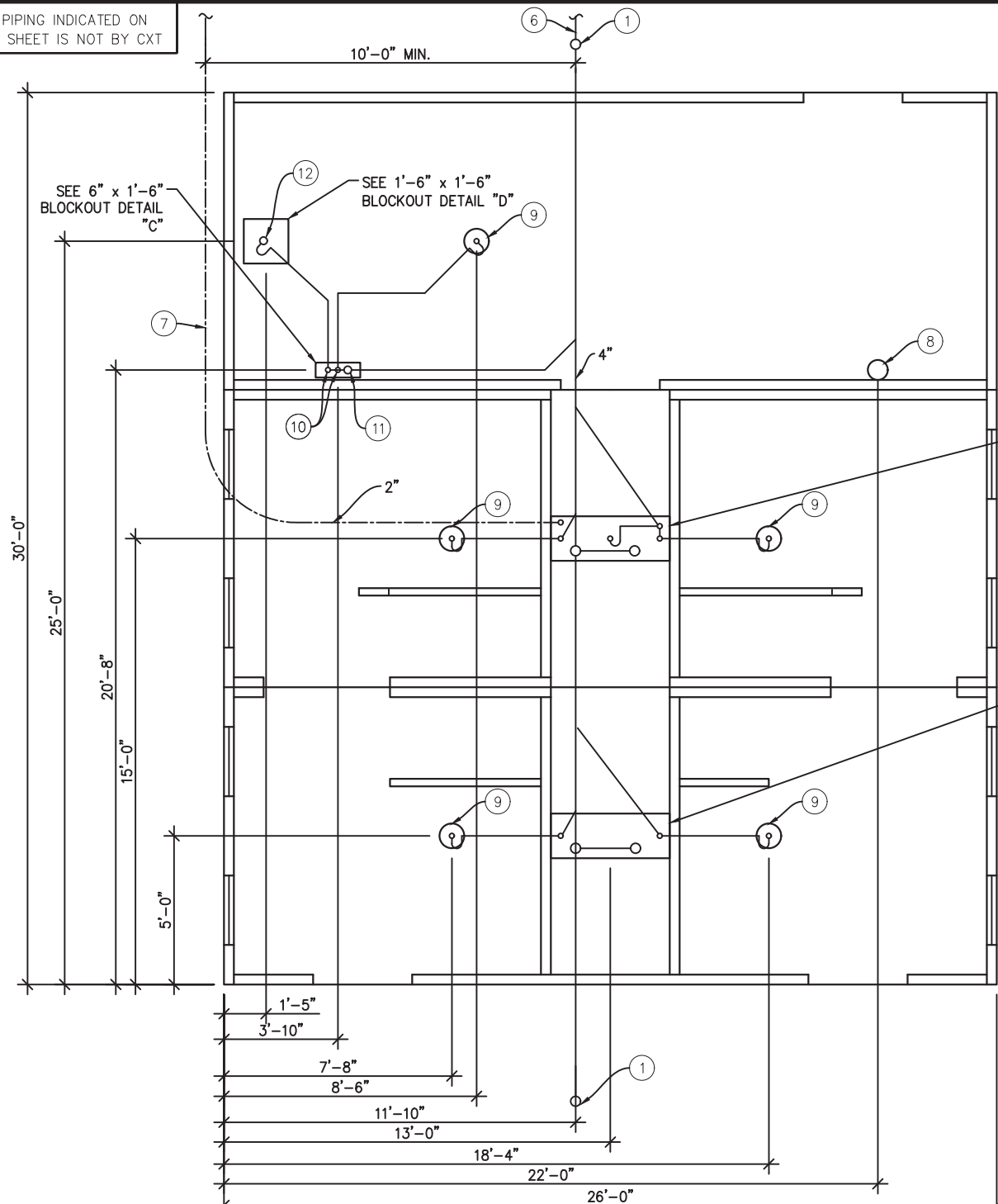
**NOTICE**  
The information contained herein is proprietary and the exclusive property of CXT Incorporated. The information may only be used by the original recipient for the purpose intended. Reproduction or distribution of this information is strictly prohibited without the prior written consent of CXT Incorporated. By allowing use of this information, CXT Incorporated grants no warranty, express or implied, including a warranty of merchantability or of fitness for a particular purpose.  
CXT Incorporated

REV.	DESCRIPTION	APPROVAL	DATE
SCALE	N/A	DATE	1-1-24
DRAWN	G.OGG	FILE NO.	PM-050
CHECKED	N.PENNER	PLOT	N/A

**FOUNDATION DETAIL**

DWG NO.	SHEET	REV.
PM-35	35 / 43	0

ALL PIPING INDICATED ON THIS SHEET IS NOT BY CXT

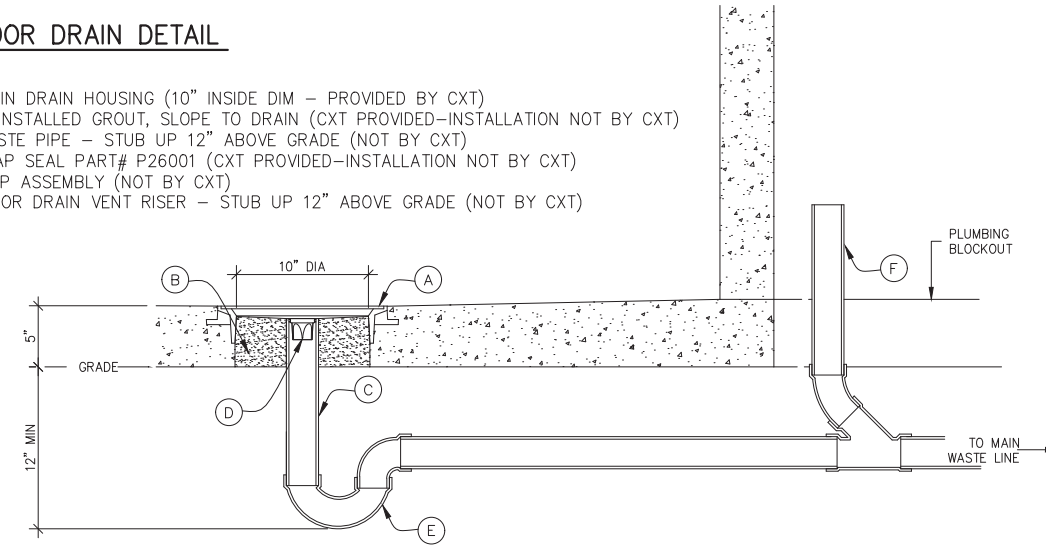


**PIPING LEGEND**

- 2" TYPE "K" OR "L" ANNEALED "SOFT" COPPER WATER SERVICE
- BELOW FLOOR WASTE PIPING SCH 40 PVC ASTM D2665 TYPE DWV
- BELOW FLOOR VENT PIPING SCH 40 PVC ASTM D2665 TYPE DWV

**FLOOR DRAIN DETAIL**

- A. CAST-IN DRAIN HOUSING (10" INSIDE DIM - PROVIDED BY CXT)
- B. FIELD INSTALLED GROUT, SLOPE TO DRAIN (CXT PROVIDED-INSTALLATION NOT BY CXT)
- C. 2" WASTE PIPE - STUB UP 12" ABOVE GRADE (NOT BY CXT)
- D. 2" TRAP SEAL PART# P26001 (CXT PROVIDED-INSTALLATION NOT BY CXT)
- E. P-TRAP ASSEMBLY (NOT BY CXT)
- F. 2" FLOOR DRAIN VENT RISER - STUB UP 12" ABOVE GRADE (NOT BY CXT)




**BELOW FLOOR PIPING - KEY NOTES**

1. 4" CLEAN OUT TO GRADE.
2. 2" FLOOR DRAIN. FIELD INSTALLED TRAP SEAL SYSTEM IF REQUIRED BY AUTHORITY HAVING JURISDICTION. (4'-0" x 1'-6" BLOCKOUT)
3. 2" VENT PIPES EXTENDED 12" ABOVE FINISHED FLOOR LEVEL, PROVIDE TEST PLUG. (4'-0" x 1'-6" BLOCKOUT)
4. 4" WASTE PIPE EXTENDED 12" ABOVE FINISHED FLOOR LEVEL, PROVIDE TEST PLUG. (4'-0" x 1'-6" BLOCKOUT)
5. 2" TYPE "K" OR "L" ANNEALED "SOFT" COPPER WATER SERVICE EXTENDED 12" ABOVE FINISHED FLOOR LEVEL, PROVIDE CAP AT END. (4'-0" x 1'-6" BLOCKOUT)
6. 30" MIN. BURY, PROVIDE TRACER TAPE.
7. MIN. BURY PER LOCAL REQUIREMENTS TO PROTECT AGAINST FREEZING AND DAMAGE.

**FLOOR DRAIN BLOCKOUTS & BELOW FLOOR PIPING**

8. ELECTRICAL STUB UP, (8" DIA BLOCKOUT)
9. 2" FLOOR DRAIN. FIELD INSTALLED TRAP SEAL SYSTEM IF REQUIRED BY AUTHORITY HAVING JURISDICTION. (10" DIA BLOCKOUT)
10. 2" VENT PIPES EXTENDED 12" ABOVE FINISHED FLOOR LEVEL, PROVIDE TEST PLUG. (6"x18" BLOCKOUT)
11. 3" WASTE PIPE EXTENDED 12" ABOVE FINISHED FLOOR LEVEL, PROVIDE TEST PLUG. (6"x18" BLOCKOUT)
12. 2" FLOOR SINK (1'-6"x1'-6" BLOCKOUT)



February 6, 2024



6701 E Flamingo Ave Bldg 300 Nampa, ID 83687  
901 N. Highway 77 Hillsboro, TX 76645  
362 Waverly Road Williamstown, WV 26187

PROJECT TITLE  
**POMONA**  
BUILDING NUMBER PM-050

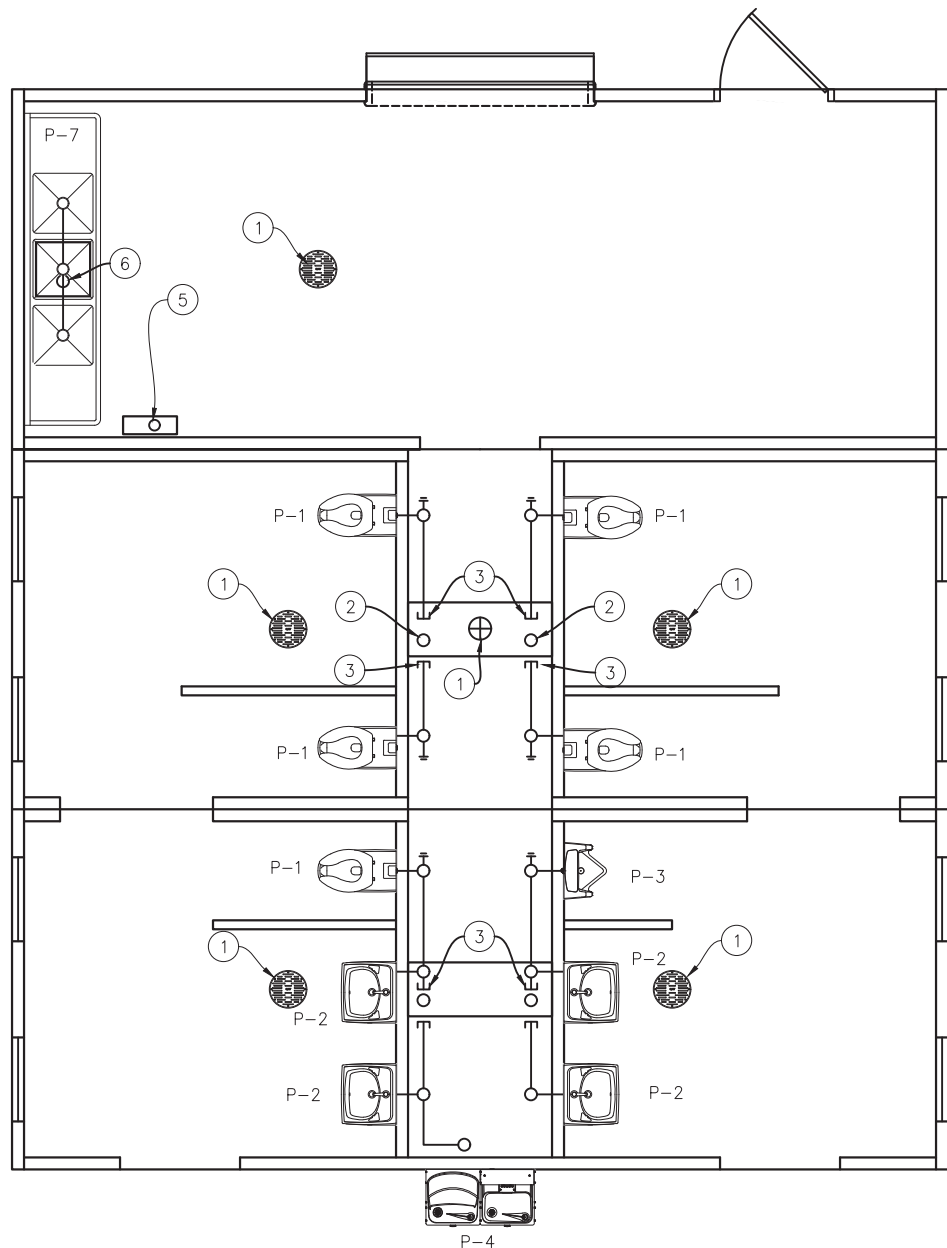
NOTICE  
The information contained herein is proprietary and the exclusive property of CXT Incorporated. The information may only be used by the original recipient for the purpose intended. Reproduction or distribution of this information is strictly prohibited without the prior written consent of CXT Incorporated. By allowing use of this information, CXT Incorporated grants no warranty, express or implied, including a warranty of merchantability or of fitness for a particular purpose.  
CXT Incorporated

REV.	DESCRIPTION	APPROVAL	DATE
SCALE	3/16"=1'-0"	DATE	1-1-24
DRAWN	G.OGG	FILE NO.	PM-050
CHECKED	N.PENNER	PLOT	64

**FLOOR DRAIN LOCATIONS & BELOW FLOOR PIPING**

DWG NO. **PM-36** SHEET NO. **36** REV. **0**

43



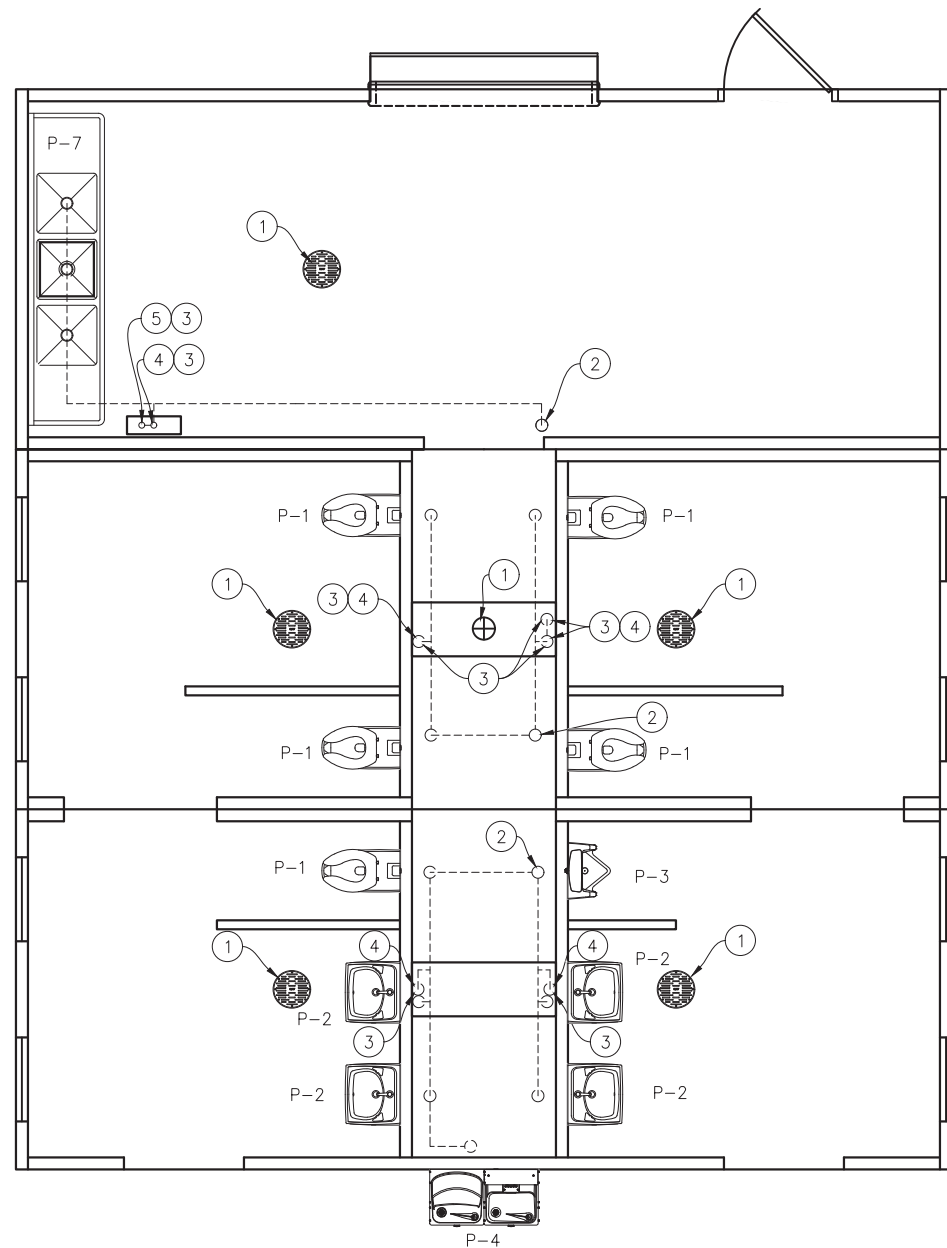
**WASTE PIPING**

**WASTE PIPING – KEY NOTES**

1. 2" FLOOR DRAIN P-10, FIELD INSTALLED (NOT BY CXT)
2. 4" WASTE THROUGH FLOOR, FIELD INSTALLED (NOT BY CXT)
3. PROVIDE TEST PLUG IN END OF WASTE PIPE. CONTINUATION OF PIPING IS FIELD INSTALLED & NOT BY CXT.
4. NOT USED
5. 3" WASTE THROUGH FLOOR, FIELD INSTALLED (NOT BY CXT)
6. 1 1/2" INDIRECT WASTE TO FLOOR SINK, LOCATED IN B.O. (FLOOR SINK IS FIELD INSTALLED NOT BY CXT) .

**PIPING LEGEND**


- COLD WATER; COPPER, ASTM B88, TYPE "K" OR "L"
- HOT WATER; COPPER, ASTM B88, TYPE "K" OR "L"
- VENT PIPING; SCH 40 PVC, ASTM D2665, TYPE DWV
- WASTE PIPE; SCH 40 PVC, ASTM D2665, TYPE DWV
- ..... FIELD PIPING; (NOT BY CXT)



**VENT PIPING**

**VENT PIPING – KEY NOTES**

1. 2" FLOOR DRAIN P-10, FIELD INSTALLED (NOT BY CXT)
2. 3" VENT THROUGH ROOF.
3. 2" VENT WITH TEST PLUG.
4. FIELD INSTALLED 2" VENT PIPING FROM FLOOR DRAINS. (NOT BY CXT)
5. FIELD INSTALLED 2" VENT PIPING FROM FLOOR SINK (NOT BY CXT)



February 6, 2024

**LB Foster**  
CXT® Products

6701 E Flamingo Ave Bldg 300 Nampa, ID 83687  
901 N. Highway 77 Hillsboro, TX 76645  
362 Waverly Road Williamstown, WV 26187

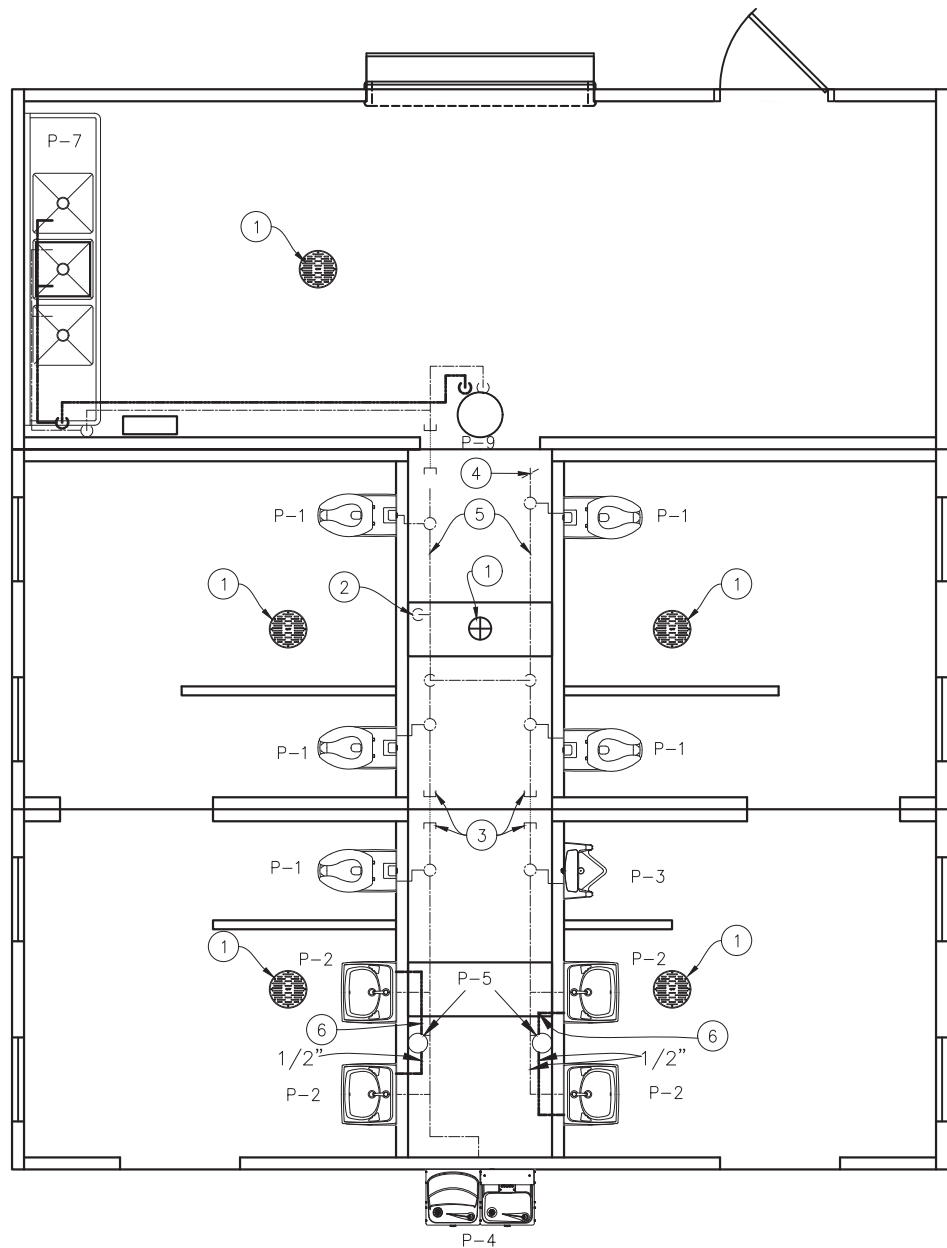
PROJECT TITLE  
**POMONA**  
BUILDING NUMBER PM-050

NOTICE  
The information contained herein is proprietary and the exclusive property of CXT Incorporated. The information may only be used by the original recipient for the purpose intended. Reproduction or distribution of this information is strictly prohibited without the prior written consent of CXT Incorporated. By allowing use of this information, CXT Incorporated grants no warranty, express or implied, including a warranty of merchantability or of fitness for a particular purpose.  
CXT Incorporated

REV.	DESCRIPTION	APPROVAL	DATE
SCALE	3/16"=1'-0"	DATE	1-1-24
DRAWN	G.OGG	FILE NO.	PM-050
CHECKED	N.PENNER	PLOT	64

**PLUMBING PLAN & DIAGRAMS**

DWG NO.	SHEET	REV.
PM-37	37 / 43	0



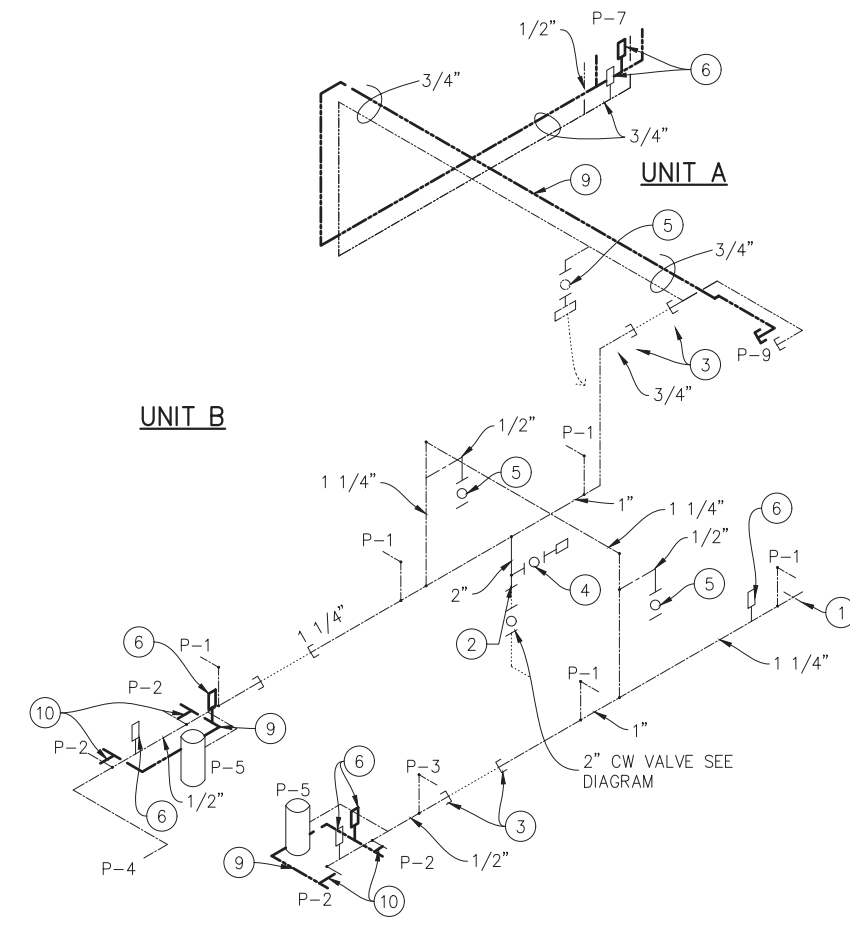
**WATER PIPING**

**WATER PIPING – KEY NOTES**

1. 2" FLOOR DRAIN, FIELD INSTALLED (P-10) (NOT BY CXT)
2. FIELD INSTALLED 2" WATER SUPPLY WITH SHUT-OFF VALVE NEAR FLOOR. (NOT BY CXT)
3. CAPPED WATER LINES. CONNECTION BETWEEN SIDES IS TO BE FIELD INSTALLED. (NOT BY CXT)
4. 3/4" HOSE BIBB WITH VACUUM BREAKER AND WHEEL HANDLE.
5. WATER PIPING ALONG WALL, SEE DIAGRAM #1 ON THIS DRAWING.
6. INSULATE WITH 1" PRE MOLDED PIPE INSULATION.

**PIPING LEGEND**

- COLD WATER; COPPER, ASTM B88, TYPE "K" OR "L"
- HOT WATER; COPPER, ASTM B88, TYPE "K" OR "L"
- VENT PIPING; SCH 40 PVC, ASTM D2665, TYPE DW
- WASTE PIPE; SCH 40 PVC, ASTM D2665, TYPE DW
- ..... FIELD PIPING; (NOT BY CXT)




**WATER PIPING RISER DIAGRAM #1**

NTS

**WATER PIPING RISER – KEY NOTES**

1. 3/4" HOSE BIBB WITH VACUUM BREAKER. & WHEEL HANDLE.
2. TO THIS POINT BY CXT.
3. PLUGGED CW LINE TO THIS POINT, BY CXT. CW BETWEEN THESE POINTS, NOT BY CXT.
4. 1/2" AIR QUICK CONNECTION W/ BALL VALVE FOR BLOWING OUT WATER PIPING.
5. 1/2" BALL VALVE & CAPPED CW LINE
6. ASSE 1010 WATER HAMMER ARRESTOR SIOUX CHIEF HYDRA-RESTOR #654-C OR EQUAL
7. ALIGN VTR W/ BLOCK OUT IN ROOF (TERMINATE ABOVE ROOF). SEE ROOF PLAN
8. PROVIDE SHUT-OFF VALVE ON COLD AND HOT WATER SUPPLY FOR EACH FIXTURE.
9. INSULATE HOT WATER PIPING FROM HTR TO FIXTURE W/ 1" (R-3.6) PRE-MOLDED FIBERGLASS PIPE
10. ASSE 1070 WATER TEMPERATURE LIMITING DEVICE.



February 6, 2024

**LB Foster**  
CXT® Products

6701 E Flamingo Ave Bldg 300 Nampa, ID 83687  
901 N. Highway 77 Hillsboro, TX 76645  
362 Waverly Road Williamstown, WV 26187

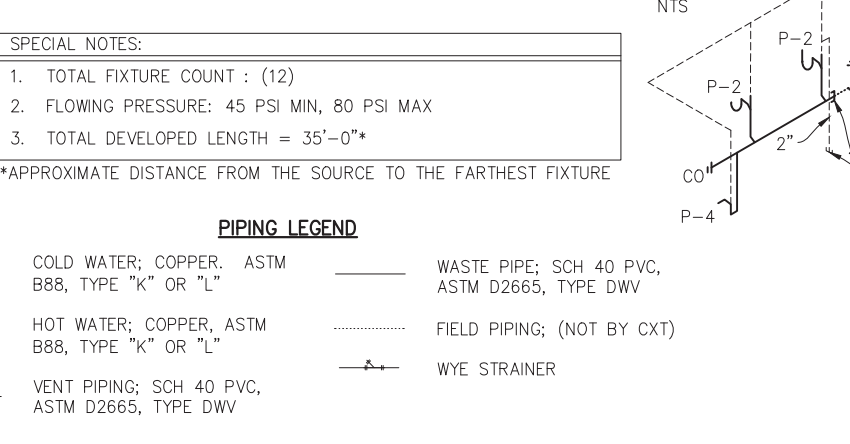
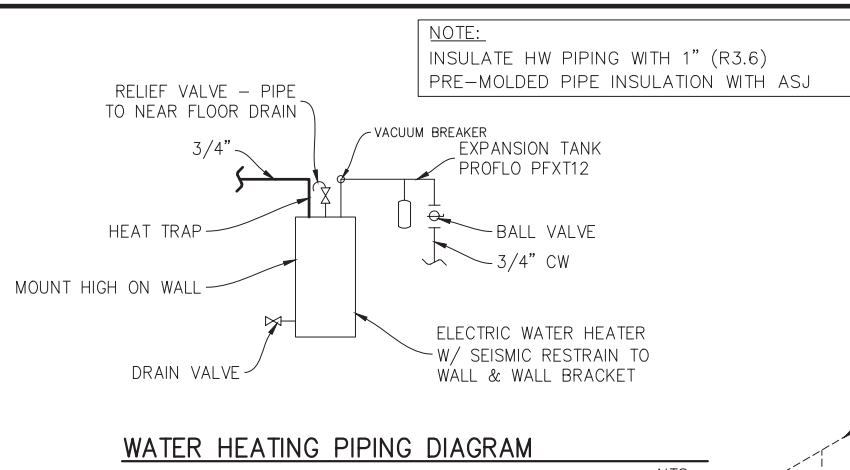
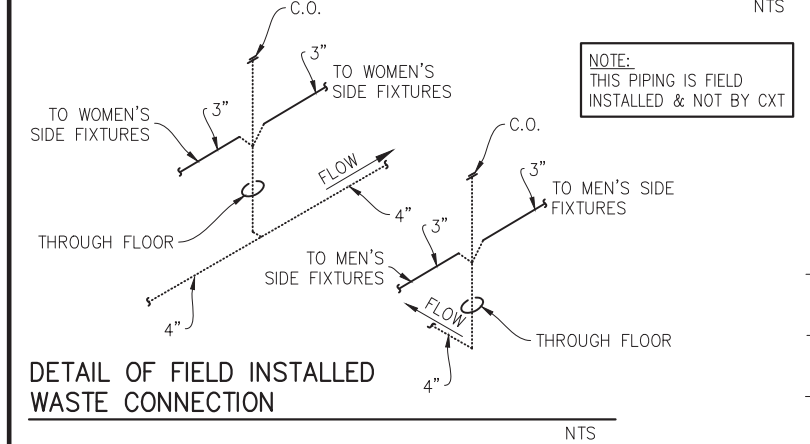
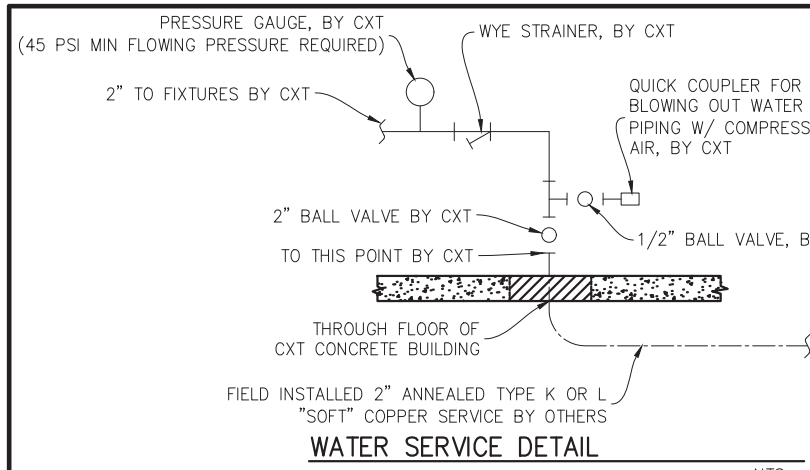
PROJECT TITLE  
**POMONA**  
BUILDING NUMBER **PM-050**

NOTICE  
The information contained herein is proprietary and the exclusive property of CXT Incorporated. The information may only be used by the original recipient for the purpose intended. Reproduction or distribution of this information is strictly prohibited without the prior written consent of CXT Incorporated. By allowing use of this information, CXT Incorporated grants no warranty, express or implied, including a warranty of merchantability or of fitness for a particular purpose.  
CXT Incorporated

REV.	DESCRIPTION	APPROVAL	DATE
SCALE	3/16"=1'-0"	DATE	1-1-24
DRAWN	G.OGG	FILE NO.	PM-050
CHECKED	N.PENNER	PLOT	64

**PLUMBING PLAN & DIAGRAMS**

DWG NO.	SHEET	REV.
<b>PM-38</b>	38 / 43	0



**SPECIAL NOTES:**

- TOTAL FIXTURE COUNT : (12)
- FLOWING PRESSURE: 45 PSI MIN, 80 PSI MAX
- TOTAL DEVELOPED LENGTH = 35'-0"\*

\*APPROXIMATE DISTANCE FROM THE SOURCE TO THE FARTHEST FIXTURE

**PIPING LEGEND**

----- COLD WATER; COPPER, ASTM B88, TYPE "K" OR "L"

----- HOT WATER; COPPER, ASTM B88, TYPE "K" OR "L"


----- VENT PIPING; SCH 40 PVC, ASTM D2665, TYPE DWV

----- WASTE PIPE; SCH 40 PVC, ASTM D2665, TYPE DWV

----- FIELD PIPING; (NOT BY CXT)

--- WYE STRAINER

SYM	DESCRIPTION	MANUFACTURER	CXT PART NUMBER	FLUSH VL/FAUCET	SUPPLIES	QTY	HW	CW	WASTE	VENT	SUPPLIES / NOTES
P-1	WATER CLOSET (PUSH BUTTON)	AMERICAN STANDARD	2634.101 (W.C.) 5905.100 (W.C. SEAT)	SLOAN "ROYAL" #952-1.6 L-3 W=4"	SLOAN HY33A	5	-	1-1/4"	3"	2"	1. OFFSET FLUSH VALVE TAILPIECE PER ADA, RIGHT OR LEFT HAND, AS REQUIRED. 2. MOUNT RIM AT 17" ABOVE FLOOR. 3. USE CLOSET GASKET JG13534 AND Z1203 FINISH KIT
P-2	LAVATORY (PUSH BUTTON)	AMERICAN STANDARD	0356.421 (LAV)	SYMMONS SLS-7000		4	1/2"	1/2"	1-1/2"	1-1/2"	1. 1/2X15 COMP ANG LAV BSCR1915AC 2. 3 PC COVER SET PF202WH.
P-3	URINAL (PUSH BUTTON)	AMERICAN STANDARD	6515.001(URINAL)	SLOAN "ROYAL" #995.1	SLOAN HY33A	1	-	3/4"	2"	2"	1. MOUNT RIM AT 17" ABOVE FLOOR.
P-4	DRINKING FOUNTAIN	ELKAY	VRCTL8WSK			1	-	1/2"	1-1/2"	1-1/2"	1. DUAL HEIGHT COMBINATION
P-5	WATER HEATER	EEMAX	EMT-4			2	1/2"	1/2"	-	-	1. 4 GALLON 120V WALL MOUNTED WATER HEATER. PROVIDE GFCI OUTLET IN CHASE PER MF'R RECOMMENDATIONS.
P-6	NOT USED										
P-7	3 COMPARTMENT SINK	SSP INC	3C20x20-2-20	CHICAGO FAUCETS 445-DJ18 OR EQUAL (2 TOTAL)		1	(2) 1/2"	(2) 1/2"	1-1/2" I.W.	-	1. PIPE WASTE TO FLOOR SINK W/ 2" AIR GAP. 2. 1/2x17 CA,CP TRAP, BRASSWORKS "SPEEDWAY" #ST-1912-K ACTUATOR, CHROME REMOVABLE BASKETS ON DRAINS.
P-8	NOT USED										
P-9	WATER HEATER	AO SMITH	DEL 30 4500W 240V			1	3/4"	3/4"	-	-	1. PROFLO PFXT12 EXP.TANK 2. 30 GALLON ELECTRIC TANK TYPE, 240 VOLTS, SINGLE PHASE
P-10	FLOOR DRAIN	TRAVIS SIOUX CHIEF (CHASE)	54960-CXT 840-2A			5 1	- -	- -	2" 2"	2"	1. 2" TRAP SEAL PART# P26001 (QTY 3)



**February 6, 2024**

**LB Foster**  
CXT® Products

6701 E Flamingo Ave Bldg 300 Nampa, ID 83687  
901 N. Highway 77 Hillsboro, TX 76645  
362 Waverly Road Williamstown, WV 26187

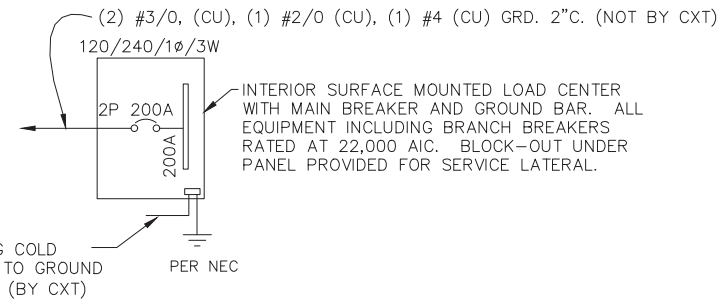
PROJECT TITLE  
**POMONA**  
BUILDING NUMBER PM-050

NOTICE  
The information contained herein is proprietary and the exclusive property of CXT Incorporated. The information may only be used by the original recipient for the purpose intended. Reproduction or distribution of this information is strictly prohibited without the prior written consent of CXT Incorporated. By allowing use of this information, CXT Incorporated grants no warranty, express or implied, including a warranty of merchantability or of fitness for a particular purpose.  
CXT Incorporated

REV.	DESCRIPTION	APPROVAL	DATE
SCALE	3/16"=1'-0"	DATE	1-1-24
DRAWN	G.OGG	FILE NO.	PM-050
CHECKED	N.PENNER	PLOT	64

**PLUMBING DETAILS**  
**DIAGRAMS & SCHEDULES**

DWG NO. **PM-39** SHEET NO. **39** REV. **0**  
43



**ONE-LINE POWER DIAGRAM**  
NTS

**GENERAL ELECTRICAL NOTES**

- RECESSED JUNCTION BOXES FOR SINGLE DEVICES SHALL HAVE SINGLE GANG MUD RINGS CAST IN CONCRETE WALLS.
- ALL RECEPTACLES SHALL BE GFCI PROTECTED BY CIRCUIT BREAKERS, OR BY OTHER GFCI RECEPTACLES.
- ALL CONDUIT SHALL BE SIZED PER NEC. EXPOSED CONDUIT SHALL BE EMT/FMC, RECESSED SHALL BE PVC.
- INSTALL ALL WIRING IN CONDUIT OR RELATED ENCLOSURES.
- ALL ELECTRICAL INSTALLATIONS SHALL MEET THE 2020 NATIONAL ELECTRICAL CODE (NEC).
- MINIMUM WIRE SIZE SHALL BE #12 AWG COPPER, THHN INSULATION UNLESS NOTED OTHERWISE.
- ROUTE ALL CONDUITS IN UTILITY ROOM AT CEILING OR FACE OF WALLS.
- ELECTRICAL DRAWINGS ARE DIAGRAMMATIC IN NATURE & MAY NOT SHOW EXACT LOCATIONS OF DEVICES. REFER TO WALL PANEL & OTHER DRAWINGS FOR EXACT LOCATIONS OF J-BOXES, ETC..
- ALL CONDUCTORS AND CABLES MUST BE PROPERLY TERMINATED IN APPROVED BOXES, BEFORE CONNECTING THE CIRCUIT TO THE BREAKER AND BEFORE RECEIVING FINAL INSPECTION APPROVAL IN THE FACTORY
- PROVIDE WATER HEATER WITH 100 AMP DISCONNECT AND A DEDICATED 240V 30 AMP BREAKER WIRED WITH #10 AWG.
- PROVIDE CIRCUIT BREAKER LOCKOUT TAB FOR HAND DRYERS AND EXHAUST FANS.

EXHAUST FAN SCHEDULE								
SYM	MFR	MODEL #	CFM	SONES	VOLTS	WATTS	AMPS	NTS.
EF-1	FANTECH	FG-6XL	460	6.0	120	150	1.31	1
EF-2	FANTECH	RE-6	227	7.7	120	80	0.55	1

NOTE  
1. FANS LISTED FOR WET LOCATION, CONTROL VIA OCCUPANCY SENSOR.

PANEL SCHEDULE													
AMP 200				PANEL				TOTAL CONNECTED VA LOAD 14,422					
SURFACE MOUNT				120/240V, 1P, 3W				TOTAL CALCULATED VA LOAD 16,128					
CIRCUIT							LOAD						
NO.	DESCRIPTION	OCP	TYPE	(VA)	(A)	PH	NO.	DESCRIPTION	OCP	TYPE	(VA)	(A)	
1	EXTERIOR LIGHTS	1P/20A	C	42	0.4	A	2	WOMENS LIGHTS AND EXHAUST FAN	1P/20A*	N	200	1.7	
3	CHASE LIGHTS	1P/20A	N	50	0.4	B	4	CONCESSIONS RECEPTACLE	1P/20A	R	180	1.5	
5	MENS LIGHTS AND EXHAUST FAN	1P/20A*	N	200	1.7	A	6	CONCESSIONS LIGHTS AND FANS	1P/20A	N	260	2.2	
7	CHASE RECEPTACLE	1P/20A	R	180	1.5	B	8	WOMENS RECEPTACLE	1P/20A	R	360	3.0	
9	MENS RECEPTACLE	1P/20A	R	360	3.0	A	10	WATER HEATER #1	2P/30A	C	2,250	18.8	
11	WOMENS HAND DRYER #1	1P/20A*	N	1,140	9.5	B	12			C	2,250		
13	MENS HAND DRYER #1	1P/20A*	L	1,140	9.5	A	14	CONCESSIONS RECEPTACLE	1P/20A	R	180	1.5	
15	CONCESSIONS RECEPTACLE	1P/20A	R	180	1.5	B	16	WOMENS HAND DRYER #2	1P/20A*	N	1,140	9.5	
17	MENS HAND DRYER #2	1P/20A*	L	1,140	9.5	A	18	BOTTLE FILLER DRINKING FOUNTAIN GFCI	1P/20A	R	370	3.1	
19	EEMAX WATER HEATER GFCI OUTLET	1P/20A	R	1,400	11.7	B	20	EEMAX WATER HEATER GFCI OUTLET	1P/20A	R	1,400	11.7	
21						A	22						
23						B	24						
25						A	26						
27						B	28						
29						A	30						
31						B	32						


LOAD	CONNECTED	CALCULATED
(C)ONTINUOUS	4,542 x1.25	5,678 VA
(R)EC (1ST 10KVA)	4,610 x1.00	4,610 VA
(N)ON-CONTINUOUS	2,990 x1.00	2,990 VA
(L)ARGEST MOTOR	2,280 x1.25	2,850 VA
<b>TOTAL LOAD</b>	<b>14,422</b>	<b>16,128 VA</b>
		<b>67 AMPS</b>

NOTE: MAXIMUM ALLOWABLE AIC IS 22K AMPS, PANEL MODIFICATIONS WILL BE REQUIRED (NOT BY CXT) IF TRANSFORMER CAPACITY EXCEEDS 175 KVA.

\* LOCKOUT BREAKER (LO) CONFORMING TO NEC 110.25

LIGHTING FIXTURE SCHEDULE			
FIXTURE NUMBER	VOLTAGE	WATTS	DESCRIPTION
A	120	25	LUMINAIRE VPF84 INTERIOR LIGHT FIXTURE, VPF8 4FT NODIM 25W 40K MV CLP WHT WL 20CC SURFACE MOUNTED, LED LAMP 4 FT, WRAP AROUND LENS, LOW TEMPERATURE DRIVER, BUILT IN OCCUPANCY SENSOR ACTIVATED W/ ADDITIONAL OCCUPANCY SENSOR FOR FAN CONTROL
B	120	14	SWOOP 610 LED EXTERIOR LIGHT, YWP610-14W HP-3500K-120-CP-BRZ-CAB/PC EXTERIOR, VANDAL RESISTANT, WALL MOUNTED, 14 WATT, CLEAR PRISMATIC LENS, BUILT IN PHOTOELECTRIC CONTROL
C	120	25	LUMINAIRE VPF84 INTERIOR LIGHT FIXTURE, VPF8 4FT NODIM 25W 40K MVOLT CLP WHT WL SURFACE MOUNTED, LED LAMP 4 FT, WRAP AROUND LENS, LOW TEMPERATURE DRIVER, SWITCH ACTIVATED
D	120	25	LUMINAIRE VPF84 INTERIOR LIGHT FIXTURE, VPF8 4FT NODIM 25W 40K MV CLP WHT WL OCC SURFACE MOUNTED, LED LAMP 4 FT, WRAP AROUND LENS, LOW TEMPERATURE DRIVER, BUILT IN OCCUPANCY SENSOR ACTIVATED

NOTE : THE SOURCE OF EFFICACY OF EXTERIOR LIGHTING IS TO BE A MINIMUM OF 45 LUMENS PER WATT.



February 6, 2024

**LB Foster**  
CXT® Products

6701 E Flamingo Ave Bldg 300 Nampa, ID 83687  
901 N. Highway 77 Hillsboro, TX 76645  
362 Waverly Road Williamstown, WV 26187

PROJECT TITLE  
**POMONA**  
BUILDING NUMBER PM-050

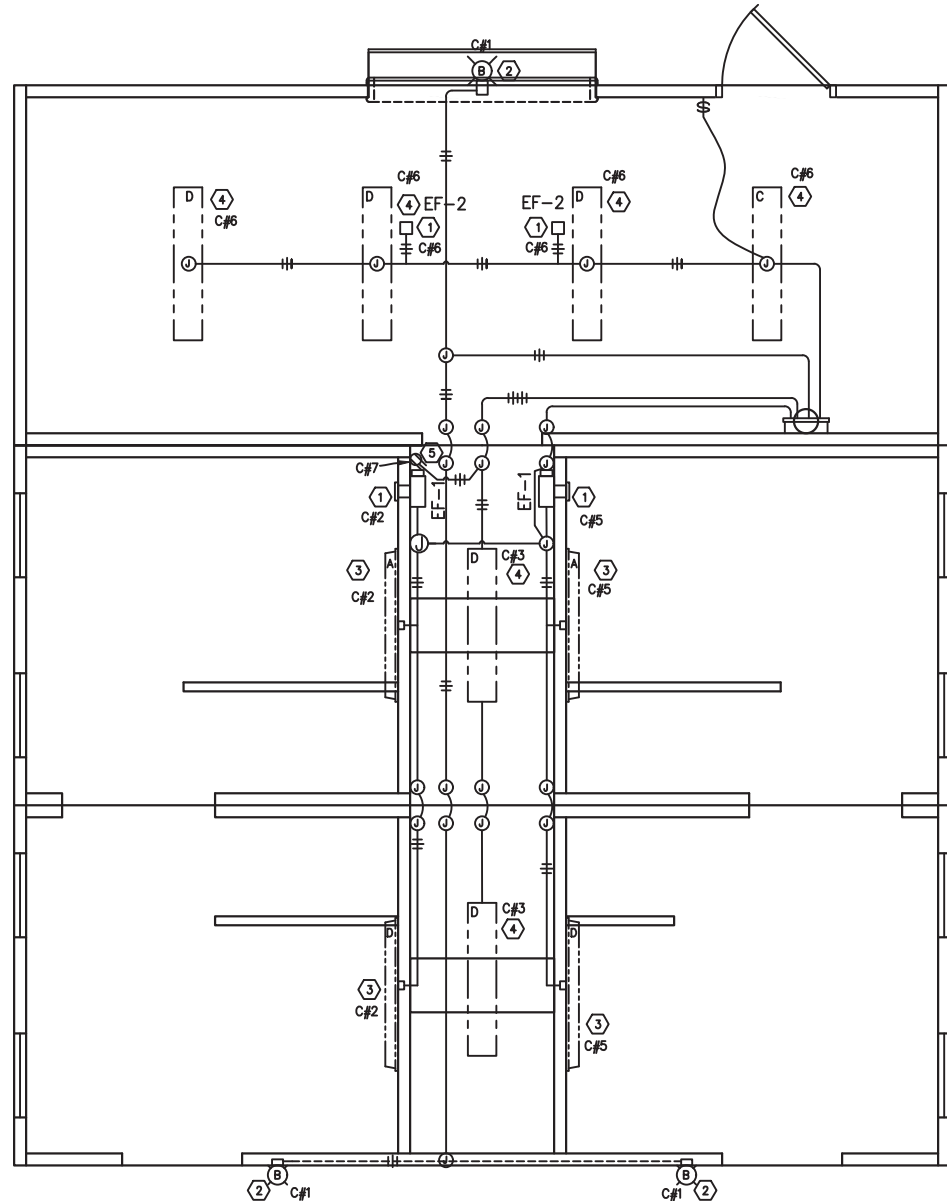
NOTICE  
The information contained herein is proprietary and the exclusive property of CXT Incorporated. The information may only be used by the original recipient for the purpose intended. Reproduction or distribution of this information is strictly prohibited without the prior written consent of CXT Incorporated. By allowing use of this information, CXT Incorporated grants no warranty, express or implied, including a warranty of merchantability or of fitness for a particular purpose.  
CXT Incorporated

REV.	DESCRIPTION	APPROVAL	DATE
SCALE	N/A	DATE	1-1-24
DRAWN	G.OGG	FILE NO.	PM-050
CHECKED	N.PENNER	PLOT	N/A

**ELECTRICAL NOTES, LEGEND & SCHEDULES**

DWG NO.	SHEET	REV.
PM-40	40 / 43	0





LIGHTING & EXHAUST FAN PLAN

**KEY NOTES**

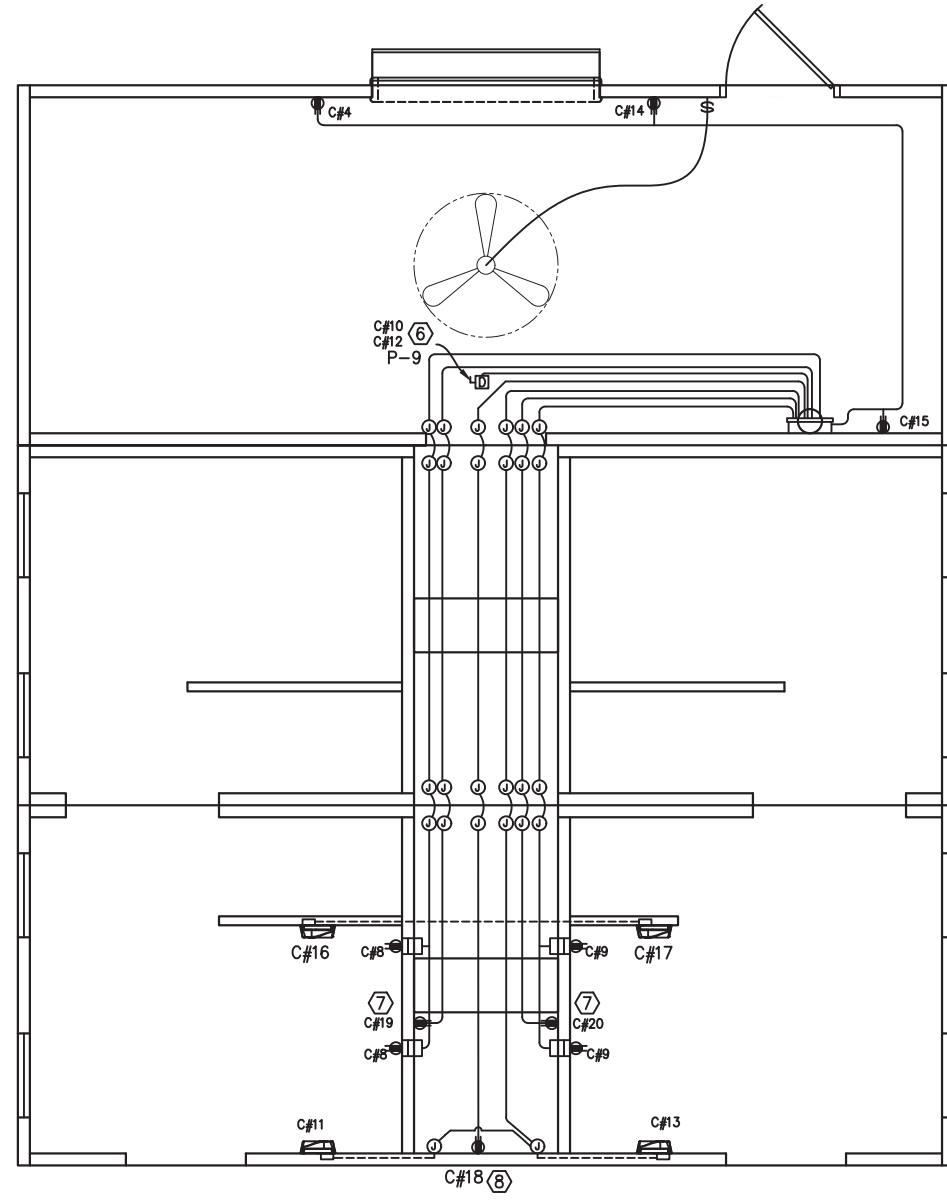
- ① CIRCUIT AS NEEDED FOR THE LOAD OF THE EXHAUST FANS. WIRE THROUGH OCCUPANCY SENSOR IN CHASE.
- ② LIGHT FIXTURE TO BE CONTROLLED BY INTEGRAL PHOTOCELL. ROUTE WIRING IN CONCEALED CONDUIT.
- ③ RESTROOM LIGHTS TO OPERATE BY OCCUPANCY SENSOR.
- ④ LIGHT FIXTURE TO BE CONTROLLED BY SWITCH.
- ⑤ CHASE OUTLET
- ⑥ 30 GAL WATER HEATER
- ⑦ GFCI OUTLET FOR EEMAX 4GAL WATER HEATER.
- ⑧ GFCI OUTLET FOR DRINKING FOUNTAIN WITH BOTTLE FILLER.

- (X) NOTE REFERENCE
- GFCI DUPLEX RECEPTACLE
- Ⓢ ON / OFF SWITCH
- J J JUNCTION BOX
- RECESSED JUNCTION BOX


- LOAD CENTER "A"
- X WALL MOUNTED LED FIXTURE
- X CEILING MOUNTED LED FIXTURE
- (X) EXTERIOR LIGHT FIXTURE
- ☐ HAND DRYER
- WH WATER HEATER

**SYMBOLS**

- D J SAFETY DISCONNECT
- (X) PANEL OR DEVICE AS NOTED
- ||— SURFACE MOUNTED CONDUIT, CROSSHATCH OR SLASH AND NUMBER DENOTES WIRES, (ALL #12AWG UNO, UNLESS NOTED) ONE WIRE TO BE GROUND
- 12
- |— CONCEALED CONDUIT
- C#XX CIRCUIT NUMBER
- ☐ EXHAUST FAN



WATER HEATER, HAND DRYER & RECEPTICAL PLAN



February 6, 2024

**LB Foster**  
CXT® Products

6701 E Flamingo Ave Bldg 300 Nampa, ID 83687  
901 N. Highway 77 Hillsboro, TX 76645  
362 Waverly Road Williamstown, WV 26187

PROJECT TITLE  
**POMONA**  
BUILDING NUMBER PM-050

NOTICE  
The information contained herein is proprietary and the exclusive property of CXT Incorporated. The information may only be used by the original recipient for the purpose intended. Reproduction or distribution of this information is strictly prohibited without the prior written consent of CXT Incorporated. By allowing use of this information, CXT Incorporated grants no warranty, express or implied, including a warranty of merchantability or of fitness for a particular purpose.  
CXT Incorporated

REV.	DESCRIPTION	APPROVAL	DATE
SCALE	3/16"=1'-0"	DATE	1-1-24
DRAWN	G.OGG	FILE NO.	PM-050
CHECKED	N.PENNER	PLOT	64

**ELECTRICAL PLAN**

DWG NO.	SHEET	REV.
PM-41	41 / 43	0

WALL PANEL W1	
EMBEDDED MATERIALS	
ITEM	QTY
AS-2 SS	7
PS-2 SS	10
FL-648	4
R411	4
R3x92	8
R316	1
R327	2
R320	8
R3x180	6
B.O. 40 1/8" x 82 1/4"	1
R3x126	4
4x4 E-BOX	2
ROUND MUD RING	1
B.O. 6040 WINDOW	1
MARINE PACKAGE	
CU. FT. CONC.	SQ. FT. W.W.F.
65.2 (2.42)	220
APPROXIMATE WEIGHT	
9,787	

WALL PANEL W2	
EMBEDDED MATERIALS	
ITEM	QTY
AS-2 SS	3
PS-2 SS	1
PS-10 SS	2
PS-19 SS	4
R320	8
R3x92	4
R3x116	4
B.O. 1" DIA	1
MARINE PACKAGE	
CU. FT. CONC.	SQ. FT. W.W.F.
26.5 (0.98)	80
APPROXIMATE WEIGHT	
3,978	

WALL PANEL W3	
EMBEDDED MATERIALS	
ITEM	QTY
AS-2 SS	3
PS-2 SS	1
PS-10 SS	2
PS-19 SS	4
R320	8
R3x92	4
R3x116	4
B.O. 1" DIA	1
MARINE PACKAGE	
CU. FT. CONC.	SQ. FT. W.W.F.
26.7 (0.99)	80
APPROXIMATE WEIGHT	
3,999	

WALL PANEL W4	
EMBEDDED MATERIALS	
ITEM	QTY
AS-2 SS	6
PS-2 SS	10
FL-648	4
R411	4
R327	2
R316	1
R320	8
R3x92	4
R3x98	2
R3x124	4
B.O. 8" SQ.	2
PS-19	4
R303	4
B.O. 40 1/8" x 82 1/4"	1
MARINE PACKAGE	
CU. FT. CONC.	SQ. FT. W.W.F.
73.3 (2.71)	220
APPROXIMATE WEIGHT	
10,993	

WALL PANEL W5	
EMBEDDED MATERIALS	
ITEM	QTY
AS-2 SS	6
PS-2 SS	10
PS-19 SS	4
FL-648	4
R411	4
R303	4
R327	2
R316	1
R320	8
R3x92	4
R3x98	4
R3x124	6
B.O. 8" SQ.	2
MARINE PACKAGE	
CU. FT. CONC.	SQ. FT. W.W.F.
71.8 (2.66)	215
APPROXIMATE WEIGHT	
10,772	

WALL PANEL W6	
EMBEDDED MATERIALS	
ITEM	QTY
AS-2 SS	3
PS-10 SS	2
PS-19 SS	4
R3x38	2
R3x116	8
R3x92	12
R320	8
PS-2 SS	1
B.O. MS-4	2
B.O. MS-2	1
R322	2
MARINE PACKAGE	
CU. FT. CONC.	SQ. FT. W.W.F.
25.7 (0.95)	77
APPROXIMATE WEIGHT	
3,858	

WALL PANEL W7	
EMBEDDED MATERIALS	
ITEM	QTY
AS-2 SS	3
PS-10 SS	2
PS-19 SS	4
R3x38	2
R3x116	8
R3x92	12
R320	8
PS-2 SS	1
B.O. MS-4	2
B.O. MS-2	1
R322	2
MARINE PACKAGE	
CU. FT. CONC.	SQ. FT. W.W.F.
25.7 (0.95)	77
APPROXIMATE WEIGHT	
3,858	

WALL PANEL W8	
EMBEDDED MATERIALS	
ITEM	QTY
AS-2 SS	2
PS-10 SS	2
PS-2 SS	4
PS-3 SS	2
R303	2
R3x108	4
R3x123	4
R320	8
4x4 E-BOX	2
ROUND MUD RING	1
B.O. 6 1/2" DIA	1
B.O. FLUSH BOWL	2
B.O. 2" DIA	2
MARINE PACKAGE	
CU. FT. CONC.	SQ. FT. W.W.F.
33.1 (1.22)	100
APPROXIMATE WEIGHT	
4,958	

WALL PANEL W9	
EMBEDDED MATERIALS	
ITEM	QTY
AS-2 SS	2
PS-10 SS	2
PS-2 SS	4
PS-3 SS	2
R303	2
R3x108	4
R3x123	4
R320	8
4x4 E-BOX	2
ROUND MUD RING	1
B.O. 6 1/2" DIA	1
B.O. FLUSH BOWL	2
B.O. 2" DIA	2
MARINE PACKAGE	
CU. FT. CONC.	SQ. FT. W.W.F.
33.1 (1.22)	100
APPROXIMATE WEIGHT	
4,958	

WALL PANEL W10	
EMBEDDED MATERIALS	
ITEM	QTY
AS-2 SS	6
PS-2 SS	10
PS-19 SS	4
FL-648	4
R411	4
R303	4
R327	2
R3x92	8
R3x180	4
R3x61	4
R316	1
R320	8
R3x98	8
B.O. 8" SQ.	2
MARINE PACKAGE	
CU. FT. CONC.	SQ. FT. W.W.F.
52.5 (1.94)	157
APPROXIMATE WEIGHT	
7,868	

WALL PANEL W11	
EMBEDDED MATERIALS	
ITEM	QTY
AS-2 SS	6
PS-2 SS	10
PS-19 SS	4
FL-648	4
R411	4
R303	4
R327	2
R3x92	8
R3x180	4
R3x61	4
R316	1
R320	8
R3x98	8
B.O. 8" SQ.	2
MARINE PACKAGE	
CU. FT. CONC.	SQ. FT. W.W.F.
52.5 (1.94)	157
APPROXIMATE WEIGHT	
7,868	


WALL PANEL W12	
EMBEDDED MATERIALS	
ITEM	QTY
AS-2 SS	3
PS-10 SS	2
PS-19 SS	4
R303	4
R320	8
R3x116	8
R3x92	12
R322	2
R3x38	2
B.O. MS-4	2
B.O. MS-2	1
PS-2 SS	1
MARINE PACKAGE	
CU. FT. CONC.	SQ. FT. W.W.F.
25.7 (0.95)	77
APPROXIMATE WEIGHT	
3,858	

WALL PANEL W13	
EMBEDDED MATERIALS	
ITEM	QTY
AS-2 SS	3
PS-10 SS	2
PS-19 SS	4
R303	4
R320	8
R3x116	8
R3x92	12
R322	2
R3x38	2
B.O. MS-4	2
B.O. MS-2	1
PS-2 SS	1
MARINE PACKAGE	
CU. FT. CONC.	SQ. FT. W.W.F.
25.7 (0.95)	77
APPROXIMATE WEIGHT	
3,858	

WALL PANEL W14	
EMBEDDED MATERIALS	
ITEM	QTY
AS-2 SS	2
PS-2 SS	4
PS-10 SS	2
R320	8
R3x108	4
R3x123	4
4x4 E-BOX	6
RECT. MUD RING	2
ROUND MUD RING	1
PS-3 SS	2
R303	2
B.O. LAVATORY	2
B.O. URINAL	1
2x4 E-BOX	2
MARINE PACKAGE	
CU. FT. CONC.	SQ. FT. W.W.F.
33.1 (1.22)	100
APPROXIMATE WEIGHT	
4,958	

WALL PANEL W15	
EMBEDDED MATERIALS	
ITEM	QTY
AS-2 SS	2
PS-2 SS	4
PS-10 SS	2
R320	8
R3x108	4
R3x123	4
4x4 E-BOX	6
RECTANGULAR MUD RING	2
ROUND MUD RING	1
PS-3 SS	2
R303	2
B.O. LAVATORY	2
B.O. FLUSH BOWL	1
B.O. 2" DIA	1
2x4 E-BOX	2
MARINE PACKAGE	
CU. FT. CONC.	SQ. FT. W.W.F.
33.1 (1.22)	100
APPROXIMATE WEIGHT	
4,958	

WALL PANEL W16	
EMBEDDED MATERIALS	
ITEM	QTY
AS-2 SS	6
PS-2 SS	4
PS-19 SS	4
FL-648	4
R411	4
R303	4
R327	2
R2x92	8
R3x98	8
R316	1
R320	12
R3x156	2
SI-2 MOLD	2
B.O. 40 1/8" x 82 1/4"	2
4x4 J-BOX	8
ROUND MUD RING	2
RECT MUD RING	2
B.O. 1" DIA	1
B.O. DRINKING FOUNTAIN	1
B.O. TEXTURE	1
MARINE PACKAGE	
CU. FT. CONC.	SQ. FT. W.W.F.
65.6 (2.43)	197
APPROXIMATE WEIGHT	
9,847	



February 6, 2024

**LB Foster**  
CXT® Products

6701 E Flamingo Ave Bldg 300 Nampa, ID 83687  
901 N. Highway 77 Hillsboro, TX 76645  
362 Waverly Road Williamstown, WV 26187

PROJECT TITLE  
**POMONA**  
BUILDING NUMBER PM-050

NOTICE  
The information contained herein is proprietary and the exclusive property of CXT Incorporated. The information may only be used by the original recipient for the purpose intended. Reproduction or distribution of this information is strictly prohibited without the prior written consent of CXT Incorporated. By allowing use of this information, CXT Incorporated grants no warranty, express or implied, including a warranty of merchantability or of fitness for a particular purpose.

REV.	DESCRIPTION	APPROVAL	DATE
SCALE	N/A	DATE	1-1-24
DRAWN	G.OGG	FILE NO.	PM-050
CHECKED	N.PENNER	PLOT	N/A

EMBEDDED MATERIALS

DWG NO.	SHEET	REV.
PM-42	42 / 43	0

FLOOR SLAB F1	
EMBEDDED MATERIALS	
ITEM	QTY
PS-19 SS	15
AS-7	4
AS-1	4
R3x62	2
R4x112	8
R3x172	8
R3x42	14
FLOOR DRAIN	1
PT CHUCK	2
1" PVC SCH40 9'-10"	2
B.O. 8" DIA	1
B.O. 6"x18" RECTANGULAR	1
R3x21	4
B.O. 18" SQUARE	1
R3x36	4
SECTIONAL B.O.	2
R3x116	2
MARINE PACKAGE	
CU. FT. CONC.	SQ. FT. W.W.F.
106.9 (3.96)	516
APPROXIMATE WEIGHT 16,041	

FLOOR SLAB F2	
EMBEDDED MATERIALS	
ITEM	QTY
PS-19 SS	18
AS-7	4
AS-1	4
PS-3 SS	2
R303	6
R3x60	2
R4x112	8
R3x172	8
R3x72	4
R3x42	20
R3x116	2
B.O. 1'-6"x4'-0"	1
1"PVC SCH40 x9'-9"	2
FLOOR DRAIN	2
SECTIONAL B.O.	4
MARINE PACKAGE	
CU. FT. CONC.	SQ. FT. W.W.F.
105.8 (3.92)	508
APPROXIMATE WEIGHT 15,875	

FLOOR SLAB F3	
EMBEDDED MATERIALS	
ITEM	QTY
PS-19 SS	18
AS-7	4
AS-1	4
R3x42	20
R3x72	4
R3x60	2
R4x112	8
R303	5
FLOOR DRAIN	2
SECTIONAL B.O.	2
PT CHUCK	2
1" PVC SCH40 x 9'-6"	2
R3x116	2
PS-3 SS	1
B.O. 1'-6" x 4'-0"	1
MARINE PACKAGE	
CU. FT. CONC.	SQ. FT. W.W.F.
105.8 (3.92)	508
APPROXIMATE WEIGHT 15,875	

ROOF SLAB R1	
EMBEDDED MATERIALS	
ITEM	QTY
PS-19 SS	9
FL-847	4
FL-648	4
R411	4
R303	9
R3x134	4
R3x175	2
R3x176	2
R320	4
PS-2 SS	2
1" PVC SCH40 x11'-3"	1
R4x18	16
PT CHUCK	1
B.O. 5" DIA	1
TEX. B.O. 13" SQ.	1
B.O. 6 1/2" DIA	1
TEX. B.O. 17" SQ.	1
B.O. 1" DIA	1
MARINE PACKAGE	
CU. FT. CONC.	SQ. FT. W.W.F.
67.7 (2.51)	344
APPROXIMATE WEIGHT 10,150	

ROOF SLAB R2	
EMBEDDED MATERIALS	
ITEM	QTY
PS-19 SS	9
FL-847	4
FL-648	4
R411	4
R303	9
R3x134	4
R3x175	2
R3x176	2
R320	4
PS-2 SS	2
1" PVC SCH40 x11'-3"	1
R4x18	16
PT CHUCK	1
B.O. 6 1/2" DIA	1
TEX. B.O. 17" SQ.	1
B.O. 1" DIA	1
MARINE PACKAGE	
CU. FT. CONC.	SQ. FT. W.W.F.
67.7 (2.51)	344
APPROXIMATE WEIGHT 10,150	

ROOF SLAB R3	
EMBEDDED MATERIALS	
ITEM	QTY
PS-19 SS	11
FL-847	4
FL-648	4
R411	4
R303	11
R3x116	4
R3x175	2
R3x176	2
R320	4
PS-2 SS	2
1" PVC SCH40 x 9'-9"	1
R4x18	16
B.O. 5" DIA	1
TEX. B.O. 13" SQ.	1
B.O. 6 1/2" DIA	1
TEX. B.O. 17" SQ.	1
MARINE PACKAGE	
CU. FT. CONC.	SQ. FT. W.W.F.
58.9 (2.18)	299
APPROXIMATE WEIGHT 8,828	

ROOF SLAB R4	
EMBEDDED MATERIALS	
ITEM	QTY
PS-19 SS	11
FL-847	4
FL-648	4
R411	4
R303	11
R3x116	4
R3x175	2
R3x176	2
R320	4
PS-2 SS	2
1" PVC SCH40 x 9'-9"	1
R4x18	16
B.O. 6 1/2" DIA	1
TEX. B.O. 17" SQ.	1
MARINE PACKAGE	
CU. FT. CONC.	SQ. FT. W.W.F.
58.9 (2.18)	299
APPROXIMATE WEIGHT 8,828	


ROOF SLAB R5	
EMBEDDED MATERIALS	
ITEM	QTY
FL-648	4
FL-847	4
PS-2 SS	2
PS-19 SS	10
R303	10
R320	4
R411	4
R3x134	4
R3x175	2
R3x176	2
R4x18	16
PT CHUCK	1
B.O. 5" DIA	1
1" PVC SCH40 x 11'-3"	1
TEX. B.O. 13" SQ.	1
MARINE PACKAGE	
CU. FT. CONC.	SQ. FT. W.W.F.
67.7 (2.51)	344
APPROXIMATE WEIGHT 10,150	

ROOF SLAB R6	
EMBEDDED MATERIALS	
ITEM	QTY
FL-648	4
FL-847	4
PS-2 SS	2
PS-19 SS	11
R303	11
R320	4
R411	4
R3x81	4
R3x175	2
R3x176	2
R4x18	16
PT CHUCK	1
1" PVC SCH40 x 11'-3"	1
MARINE PACKAGE	
CU. FT. CONC.	SQ. FT. W.W.F.
67.7 (2.51)	344
APPROXIMATE WEIGHT 10,150	

PARTITION MARK P1 (2 REQUIRED)	
EMBEDDED MATERIALS	
ITEM	QTY
PS-20 SS	3
B-18	2
R3x66	4
MARINE PACKAGE	
CU. FT. CONC.	SQ. FT. W.W.F.
7.7 (0.28)	31
APPROXIMATE WEIGHT 1,148	

PARTITION MARK P2 (1 REQUIRED)	
EMBEDDED MATERIALS	
ITEM	QTY
PS-20 SS	3
B-18	2
R3x66	4
4x4 J-BOX	1
RECT. MUD RING	1
MARINE PACKAGE	
CU. FT. CONC.	SQ. FT. W.W.F.
6.4 (0.24)	26
APPROXIMATE WEIGHT 959	

PARTITION MARK P3 (1 REQUIRED)	
EMBEDDED MATERIALS	
ITEM	QTY
B-18	1
PS-20 SS	2
4x4 J-BOX	1
RECT. MUD RING	1
MARINE PACKAGE	
CU. FT. CONC.	SQ. FT. W.W.F.
3.6 (0.13)	15
APPROXIMATE WEIGHT 544	



**LB Foster**  
CXT® Products

6701 E Flamingo Ave Bldg 300 Nampa, ID 83687  
901 N. Highway 77 Hillsboro, TX 76645  
362 Waverly Road Williamstown, WV 26187

PROJECT TITLE  
**POMONA**  
BUILDING NUMBER PM-050

NOTICE  
The information contained herein is proprietary and the exclusive property of CXT Incorporated. The information may only be used by the original recipient for the purpose intended. Reproduction or distribution of this information is strictly prohibited without the prior written consent of CXT Incorporated. By allowing use of this information, CXT Incorporated grants no warranty, express or implied, including a warranty of merchantability or of fitness for a particular purpose.  
CXT Incorporated

REV.	DESCRIPTION	APPROVAL	DATE
SCALE	N/A	DATE	1-1-24
DRAWN	G.OGG	FILE NO.	PM-050
CHECKED	N.PENNER	PLOT	N/A

EMBEDDED MATERIALS

DWG NO. **PM-43** SHEET **43** REV. **0**  
43