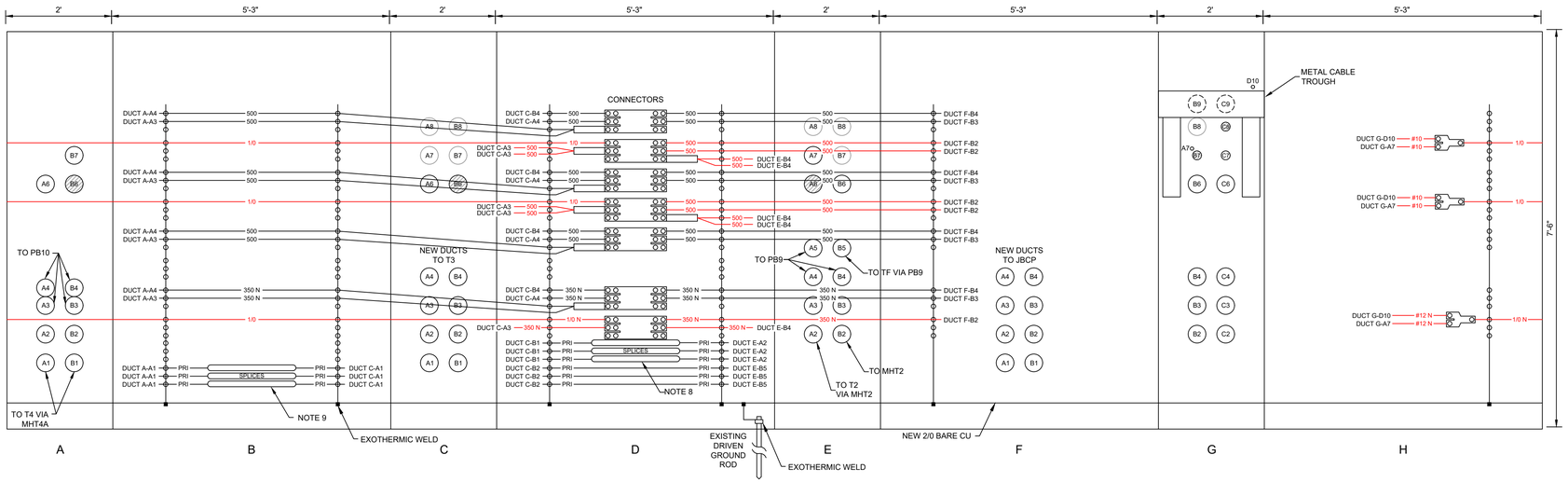

INSIDE WALL ELEVATION - MHT3
TEMPORARY LAYOUT

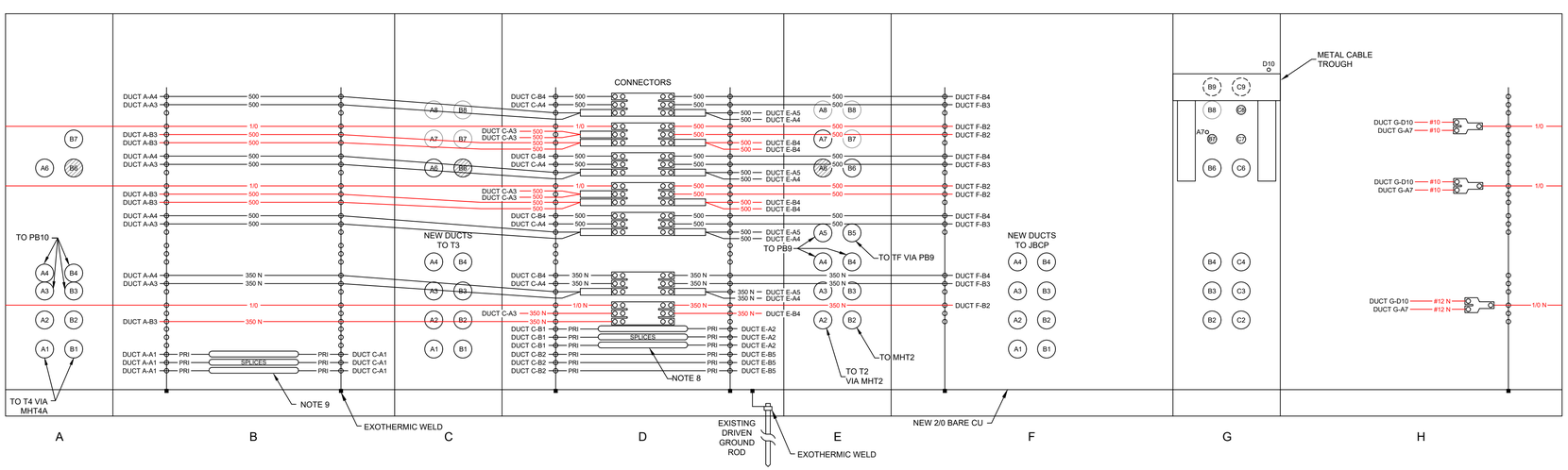

INSIDE WALL ELEVATION - MHT3
FINAL LAYOUT

NOTES:

1. SEE DWG E004 FOR DETAILED CONSTRUCTION SEQUENCE.
2. VERIFY PHASE ROTATION OF 3-PHASE SERVICES BEFORE DISCONNECTING THE SERVICE FROM THE EXISTING SECONDARY CABLES AND AFTER CONNECTING TO THE NEW SECONDARY CABLE, BUT BEFORE CLOSING THE SERVICE DISCONNECT.
3. ALL EXISTING SERVICE CABLES TO BE KEPT IF IN ACCEPTABLE CONDITION UNLESS OTHERWISE NOTED. ALL SERVICE CABLES TO BE TAGGED WITH SERVICE ADDRESSES.
4. RECONNECT ALL LIGHTING/OUTLET CABLES NOT SHOWN ON THE DRAWING.
5. VERIFY CONDUIT PATHS BEFORE PULLING NEW CABLES.
6. ALL EXISTING CABLE WALL SUPPORTS SHALL BE REMOVED AND REPLACED. ALL EXISTING CABLE SUPPORT BRACKETS SHALL BE REMOVED AND NEW BRACKETS INSTALLED AS SHOWN. NEW GROUND CABLE SHOULD BE INSTALLED FROM EXISTING GROUND ROD TO NEW CHANNELS.
7. FIREPROOFING TAPE SHALL BE INSTALLED ON PRIMARY CABLES WHERE ONE PRIMARY CIRCUIT IS ROUTED ADJACENT TO ANOTHER PRIMARY CIRCUIT. TIGHTLY WRAP STRIPS OF FIREPROOFING TAPE AROUND EACH CABLE SPIRALLY IN HALF-LAPPED WRAPPING. INSTALL TAPE IN ACCORDANCE WITH MANUFACTURER'S INSTRUCTIONS. EXTEND TAPE TO THE END OF THE WALL WHERE THE CIRCUITS ARE ADJACENT.
8. EXISTING PRIMARY CABLE FROM EXISTING T3 TO EXISTING T2 TO BE SPLICED TO NEW PRIMARY CABLE FROM NEW T3.
9. EXISTING PRIMARY CABLE FROM EXISTING T3 TO EXISTING T4 TO BE SPLICED TO NEW PRIMARY CABLE FROM NEW T3.

LEGEND:

- CONDUIT USED BY OTHERS
- OPEN CONDUIT
- CONDUIT KNOCKOUT
- HOMAC 175 SERIES
- HOMAC 175 SERIES
- HOMAC 125 SERIES
- SSS — SINGLE PHASE TRANSFORMER SECONDARY SIZE SSS
- SSS — THREE PHASE TRANSFORMER SECONDARY SIZE SSS
- PRI — PRIMARY
- DUCT G-A5 — CABLE EXTENDS TO CONDUIT A5 ON FACE G OF MANHOLE
- 500 — 500 — HORIZONTAL SECONDARY CONNECTOR SHOWN VERTICAL FOR CLARITY
- 500 — 500 — HORIZONTAL CABLE SUPPORT BRACKET SHOWN VERTICAL FOR CLARITY

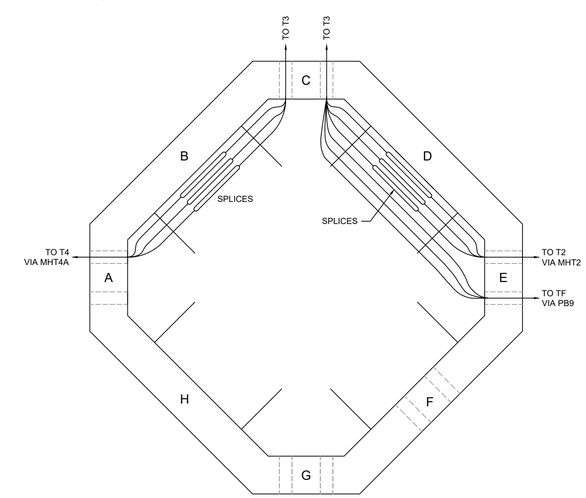

MHT3 PRIMARY PLAN
1/2 " = 1'-0"

NO.	REVISIONS	DATE
0	BID ISSUE	12/01/22

PRELIMINARY
NOT TO BE USED FOR CONSTRUCTION
REVISION 11/30/22

CITY OF GEORGETOWN
GEORGETOWN, SC
FRONT ST ELECTRIC UPGRADE - PH. 2
CABLE RACKING DETAILS
MANHOLE T3

UTILITY TECHNOLOGY
ENGINEERS - CONSULTANTS, PLLC
P.O. Box 2629 • Asheboro, North Carolina • 27204

DWN. LMB	DATE: 10/31/22	DWG. NO. E2015
SCALE: 3/4" = 1'-0"	JOB NO. 220901	SHEET NO. 1 OF 1

Dec 01, 2022 - 9:07am Y:\Georgetown\Front St\Phase 2\E2015 E003 Manhole T3 Rev 0.dwg Layout: E2015-T3