

- NOTE:**
1. Refer to "SUPPLEMENTAL SHEET" 1.1 of 1 "CHANNEL SCOUR PROTECTION PLAN" for extents of armourment.
  2. Refer to "SUPPLEMENTAL SHEET" 1 of 2 "GUIDELINE DRAWINGS MCC BUILDING RELOCATION" for revised site grading, fuel compound location and MCC building location.

TRANSITION FROM PROPOSED WORK (STA. 13+50 E.) TO EXISTING CONDITIONS (STA. 15+00 E.)

APPROVED FOR CONSTRUCTION NOV. 13, 1989 - SUPERCEDES ALL PREVIOUS PRINTS

Revision	Date	Approved	Designed by:	Name	Date
MOVE STATION & GRID 50' EAST PER OWNER	12/13/90	CTG	Drawn by:	RBG	06/25/89
MOVE STATION & GRID 50' EAST PER OWNER	12/20/90	CTG	Checked by:	CTG	06/25/89
ADJUST COMPOUND & MOVE SJRWMD PL.	1/03/91	CTG	Approved by:	CTG	10/27/89
ADD STORMW. STA.	5/11/91	CTG			

**PUMP STATION No. 4**

**SITE GRADING PLAN**

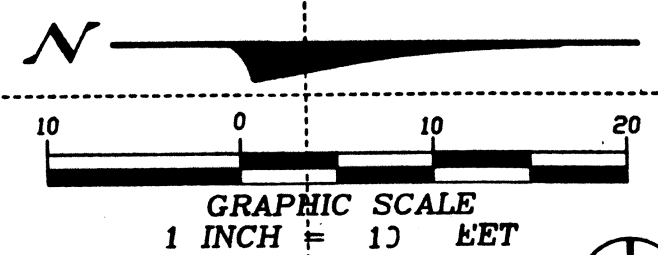
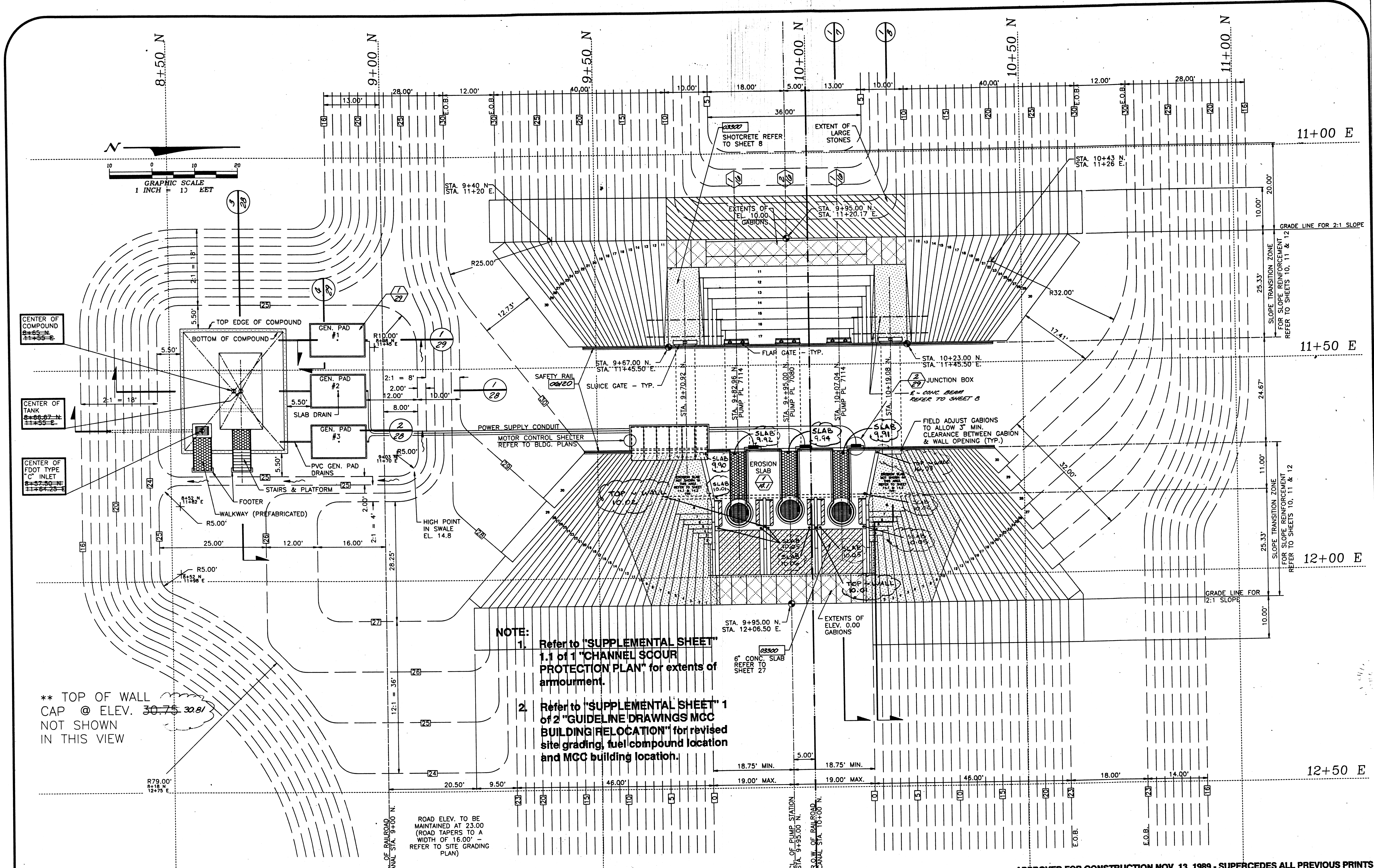
**SINGHOFEN & ASSOCIATES, INC.**  
 Water Resources and Civil Engineering  
 5456 Hoffner Avenue - Suite 202 Orlando, Fla. 32812 (407) 282-0647

SHEET  
**3 of 36**  
 Job No.  
 85318.43

"AS-BUILT DRAWING" 08/12/92

AUG 19 1992





CENTER OF COMPOUND  
8+55 N  
11+35 E

CENTER OF TANK  
8+66.67 N  
11+35 E

CENTER OF FOOT TYPE  
"C" INLET  
8+37.68 N  
11+67.25 E

**NOTE:**

1. Refer to "SUPPLEMENTAL SHEET" 1.1 of 1 "CHANNEL SCOUR PROTECTION PLAN" for extents of armourment.
2. Refer to "SUPPLEMENTAL SHEET" 1 of 2 "GUIDELINE DRAWINGS MCC BUILDING/RELOCATION" for revised site grading, fuel compound location and MCC building location.

\*\* TOP OF WALL CAP @ ELEV. 30.75 - 30.81 NOT SHOWN IN THIS VIEW

ROAD ELEV. TO BE MAINTAINED AT 23.00 (ROAD TAPERS TO A WIDTH OF 16.00' - REFER TO SITE GRADING PLAN)

APPROVED FOR CONSTRUCTION NOV. 13, 1989 - SUPERCEDES ALL PREVIOUS PRINTS

Revision	Date	Approved
SPEC. NUMBERS & CL. - CONC. BEAM	2/21/91	CTG

Designed by:	Name	Date
Drawn by:	RBC/CTG	06/25/89
Checked by:	RBC	06/25/89
Approved by:	CTG	06/25/89
	CTG	10/27/89

**PLAN VIEW OF PUMP STATION**

**PUMP STATION No. 4**

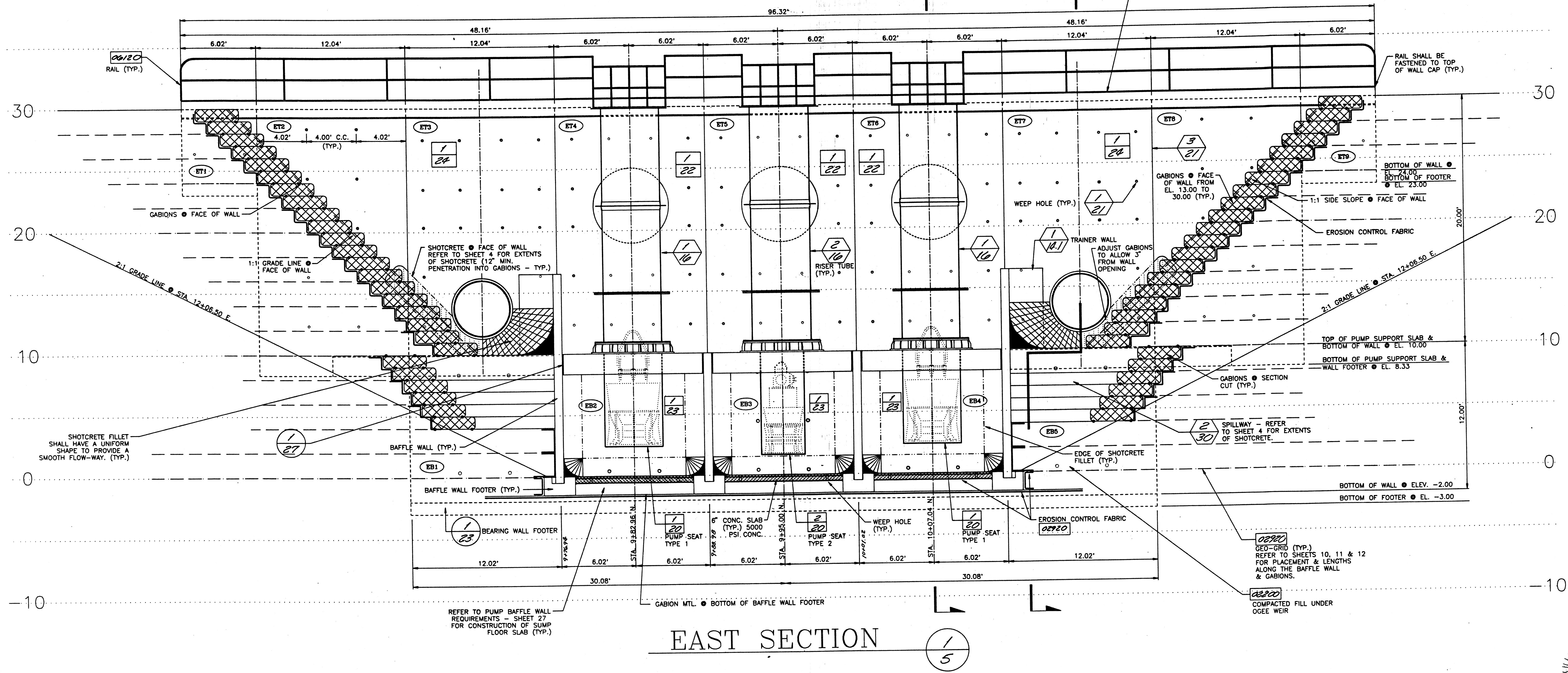
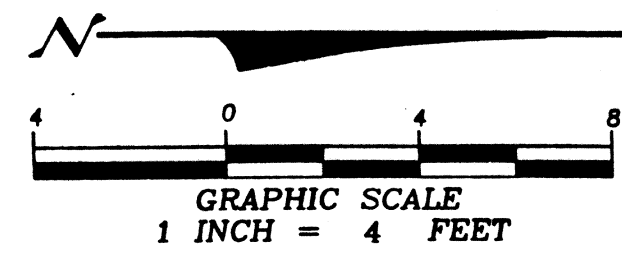
**SINGHOFEN & ASSOCIATES, INC.**  
Water Resources and Civil Engineering  
5456 Hoffner Avenue - Suite 202 Orlando, Fla. 32812 (407) 282-0647

SHEET  
**4 of 36**  
Job No:  
85318.43

"AS-BUILT DRAWING" 08/12/92

CT-130  
AUG 19 1992





**EAST SECTION**

- NOTE:
- 1) HORIZONTAL WALL DIMENSIONS REFLECT 1/2" WALL JOINTS BETWEEN WALL PANELS.
  - 2) REFER TO SHEETS 14.1 & 14.2 FOR GROUT TUBE PLACEMENT.

APPROVED FOR CONSTRUCTION NOV. 13, 1989 - SUPERCEDES ALL PREVIOUS PRINTS

Revision	Date	Approved	Name	Date
DESIGNED	6/25/89	CTG	RBC/CTG	06/25/89
DRAWN			RBC/CTG	06/25/89
CHECKED			CTG	06/25/89
APPROVED			CTG	10/27/89

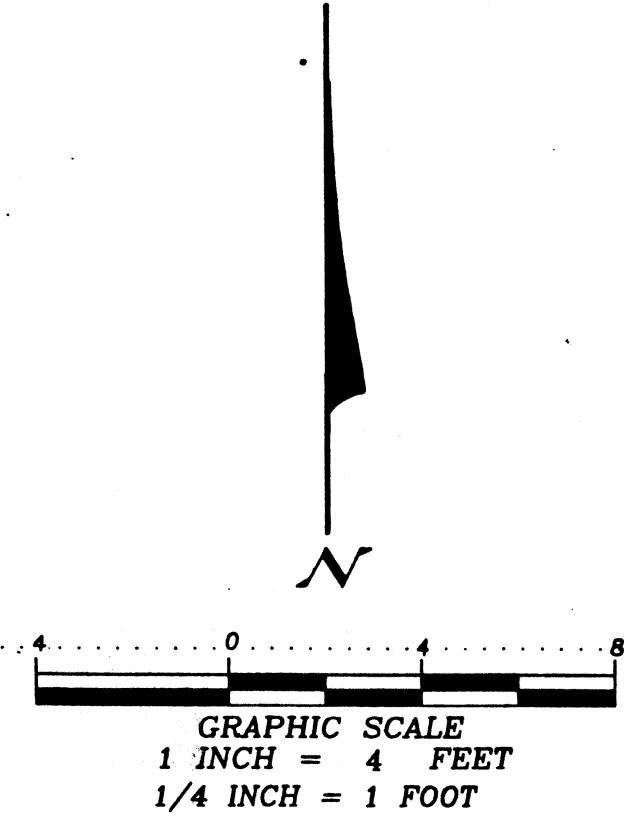
**EAST SECTION PUMP STATION No. 4**

**SINGHOFEN & ASSOCIATES, INC.**  
 Water Resources and Civil Engineering  
 5456 Hoffner Avenue - Suite 202 Orlando, Fla. 32812 (407) 282-0647  
 "AS-BUILT DRAWING" 08/12/92

AUG 19 1992

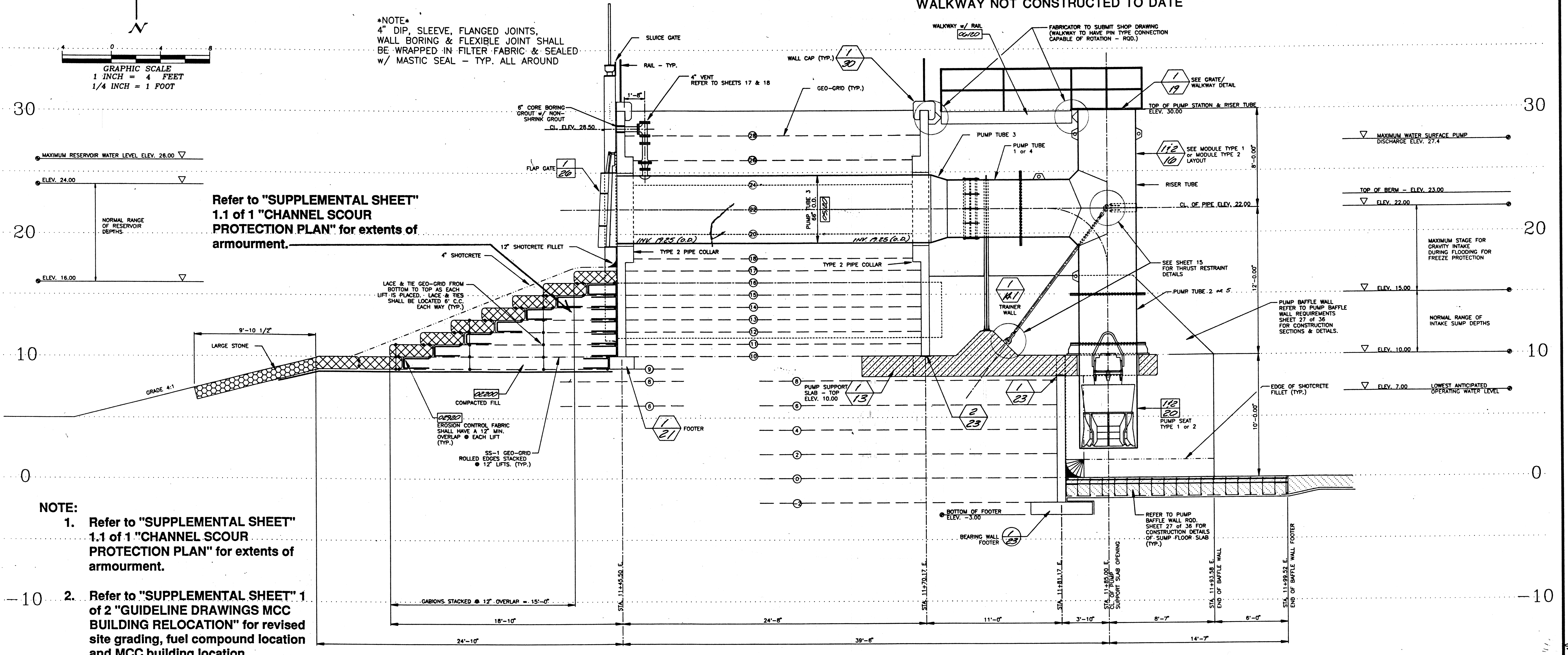






\*NOTE\*  
 4" DIP, SLEEVE, FLANGED JOINTS,  
 WALL BORING & FLEXIBLE JOINT SHALL  
 BE WRAPPED IN FILTER FABRIC & SEALED  
 W/ MASTIC SEAL - TYP. ALL AROUND

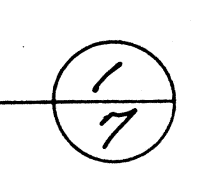
WALKWAY NOT CONSTRUCTED TO DATE



Refer to "SUPPLEMENTAL SHEET"  
 1.1 of 1 "CHANNEL SCOUR  
 PROTECTION PLAN" for extents of  
 armourment.

- NOTE:
1. Refer to "SUPPLEMENTAL SHEET" 1.1 of 1 "CHANNEL SCOUR PROTECTION PLAN" for extents of armourment.
  2. Refer to "SUPPLEMENTAL SHEET" 1 of 2 "GUIDELINE DRAWINGS MCC BUILDING RELOCATION" for revised site grading, fuel compound location and MCC building location.

CROSS SECTION OF PUMP STATION



\* SECTION GENERAL FOR BOTH PUMP TYPES.  
 REFER TO MODULE 11.2 SHEETS 17 & 18

AUG 19 1992

Revision	Date	Approved
ADD 4" VENT	11/29/90	CTG
CHANGE INVERT	1/03/91	CTG
SPEC #'s & NOTE	3/21/91	CTG

Designed by:	Name	Date
CTG/RBG	CTG/RBG	06/25/89
Drawn by:	RBG	06/25/89
Checked by:	CTG	06/25/89
Approved by:	CTG	10/27/89

CROSS SECTION  
 OF PUMP STATION

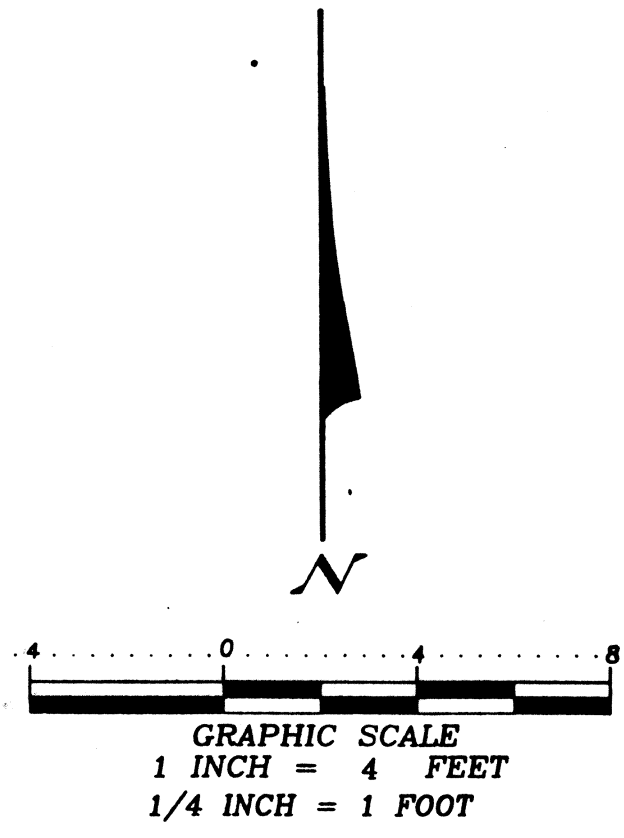
PUMP STATION No. 4

APPROVED FOR CONSTRUCTION NOV. 13, 1989 - SUPERCEDES ALL PREVIOUS PRINTS

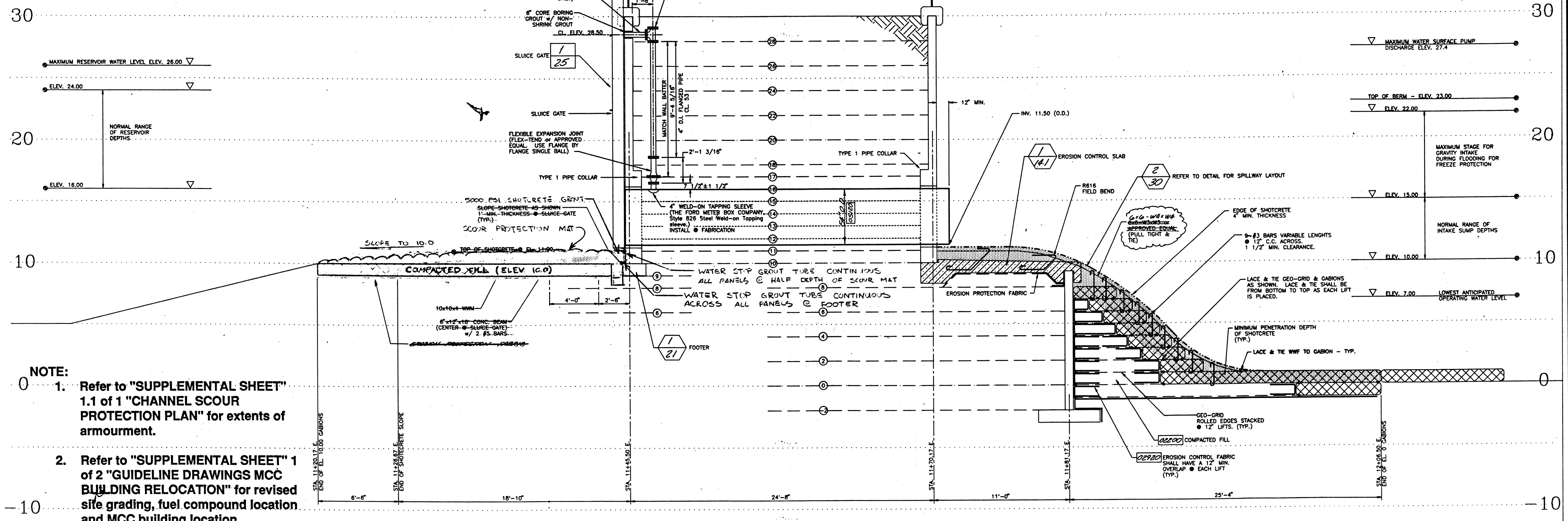
**SINGHOFEN & ASSOCIATES, INC.**  
 Water Resources and Civil Engineering  
 5456 Hoffner Avenue - Suite 202 Orlando, Fla. 32812 (407) 282-0647

SHEET  
 7 of 36  
 Job No.  
 85318.43

"AS-BUILT DRAWING" 08/12/92



**\*NOTE\***  
 4" DIP, SLEEVE, FLANGED JOINTS,  
 WALL BORING & FLEXIBLE JOINT SHALL  
 BE WRAPPED IN FILTER FABRIC & SEALED  
 w/ MASTIC SEAL - TYP. ALL AROUND



- NOTE:**
1. Refer to "SUPPLEMENTAL SHEET" 1.1 of 1 "CHANNEL SCOUR PROTECTION PLAN" for extents of armourment.
  2. Refer to "SUPPLEMENTAL SHEET" 1 of 2 "GUIDELINE DRAWINGS MCC BUILDING RELOCATION" for revised site grading, fuel compound location and MCC building location.

CROSS SECTION OF PUMP STATION 1/8

APPROVED FOR CONSTRUCTION NOV. 13, 1989 - SUPERCEDES ALL PREVIOUS PRINTS

Revision	Date	Approved
ADD 4" VENT & BOD. GRID	1/20/90	CTG
ADD EROSION PROTECTION FABRIC	2/1/91	CTG

Designed by:	Name	Date
CTG/RBG	CTG	06/25/89
Drawn by:	RBG	06/25/89
Checked by:	CTG	06/25/89
Approved by:	CTG	10/27/89

**CROSS SECTION  
 OF PUMP STATION**

**PUMP STATION No. 4**

**SINGHOFEN & ASSOCIATES, INC.**  
 Water Resources and Civil Engineering  
 5456 Hoffner Avenue - Suite 202 Orlando, Fla. 32812 (407) 282-0647

SHEET  
**8 of 36**  
 Job No.  
 85318.43

"AS-BUILT DRAWING" 08/12/92

AUG 19 1997