

# FOLEY EVENT CENTER

FOLEY, ALABAMA

GENERAL WORKS PACKAGE 95%



FOR  
**THE PUBLIC CULTURAL AND ENTERTAINMENT FACILITIES COOPERATIVE DISTRICT  
 OF THE CITY OF FOLEY, ALABAMA**

HOAR PROGRAM MANAGEMENT  
**PROGRAM MANAGER**

TWO METROPLEX DRIVE,  
 SUITE 300  
 BIRMINGHAM, ALABAMA 35209

MATT DENABURG  
 205.423.3500  
[mdenaburg@hplleadership.com](mailto:mdenaburg@hplleadership.com)

GOODWYN MILLS & CAWOOD, INC.  
**CIVIL**

316 MAGNOLIA AVE  
 FAIRHOPE, ALABAMA 36532

JEREMY SASSER  
 251.210.3030  
[Jeremy.Sasser@gmcnetwork.com](mailto:Jeremy.Sasser@gmcnetwork.com)

GOODWYN MILLS & CAWOOD, INC.  
**ARCHITECTURE**

2660 EASTCHASE LANE  
 SUITE 200  
 MONTGOMERY, ALABAMA 36117

YANN COWART  
 334.271.3200 EXT 335  
[Yann.Cowart@gmcnetwork.com](mailto:Yann.Cowart@gmcnetwork.com)

LANCE BELLENGER  
 334.271.3200 EXT 221  
[Lance.Bellenger@gmcnetwork.com](mailto:Lance.Bellenger@gmcnetwork.com)

LBYD, INC  
**STRUCTURAL ENGINEER**

716 SOUTH 30th STREET  
 BIRMINGHAM, ALABAMA 35223

BRAD CHRISTOPHER, P.E.  
 205.251.4500  
[bchristopher@lbyd.com](mailto:bchristopher@lbyd.com)

ASHLEY CARDEN, P.E.  
 256.533.1575  
[acarden@lbyd.com](mailto:acarden@lbyd.com)

CONWAY & OWEN  
**MECHANICAL ENGINEER**

1455 BLUEGRASS LAKES PARKWAY  
 ALPHARETTA, GEORGIA 30004

WAYNE OWEN  
 678.350.9000  
[wowen@conway-owen.com](mailto:wowen@conway-owen.com)

SHAWN SHIELDS  
 678.350.9000  
[sshields@conway-owen.com](mailto:sshields@conway-owen.com)

CONWAY & OWEN  
**ELECTRICAL ENGINEER**

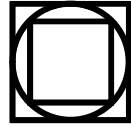
1455 BLUEGRASS LAKES PARKWAY  
 ALPHARETTA, GEORGIA 30004

CHARLIE CONWAY  
 678.350.9000  
[cconway@conway-owen.com](mailto:cconway@conway-owen.com)

KEN LANGLEY  
 678.350.9000  
[klangley@conway-owen.com](mailto:klangley@conway-owen.com)

NOT FOR CONSTRUCTION

NOT FOR CONSTRUCTION




GOODWYN MILLS | CAWOOD

2660 EastChase Lane, Suite 200 | Montgomery, AL 36117  
 Tel. 334.271.3200 | GMCNETWORK.COM

ISSUE DATE	drawn by	checked by
50% CONSTR SET   05/27/2016		
95% GEN WORKS   06/27/2016		

FOLEY EVENT CENTER  
 GENERAL WORKS PACKAGE  
 Foley, Alabama

AMGM150099



COVER SHEET

GO.01  
 sheet of 000

INDEX OF DRAWINGS						
No.	Sheet Name	Project Issue Date	Rev #	Rev Date	Rev #	Rev Date
GENERAL						
A0.01	COVER SHEET	6/27/2016				
A0.02	LIFE SAFETY PLAN	6/27/2016				
ARCHITECTURAL						
A1.01	ARCHITECTURAL SITE PLAN	6/27/2016				
A2.01	FLOOR PLAN	6/27/2016				
A2.02	MEZZANINE PLAN	6/27/2016				
A2.11	FLOOR PLAN - QUADRANT A	6/27/2016				
A2.12	FLOOR PLAN - QUADRANT B	6/27/2016				
A2.13	FLOOR PLAN - QUADRANT C	6/27/2016				
A2.14	FLOOR PLAN - QUADRANT D	6/27/2016				
A2.21	MEZZANINE PLAN - QUADRANT A	6/27/2016				
A2.22	MEZZANINE PLAN - QUADRANT B	6/27/2016				
A2.23	MEZZANINE PLAN - QUADRANT C	6/27/2016				
A2.24	MEZZANINE PLAN - QUADRANT D	6/27/2016				
A2.31	LARGE SCALE RESTROOM PLANS	6/27/2016				
A2.32	LARGE SCALE RESTROOM PLANS	6/27/2016				
A2.40	LARGE SCALE RESTROOM ELEVATIONS	6/27/2016				
A2.41	LARGE SCALE RESTROOM ELEVATIONS	6/27/2016				
A2.42	LARGE SCALE RESTROOM ELEVATIONS	6/27/2016				
A2.43	LARGE SCALE RESTROOM ELEVATIONS	6/27/2016				
A2.44	LARGE SCALE INTERIOR ELEVATIONS	6/27/2016				
A3.01	REFLECTED CEILING PLAN - GROUND FLOOR	6/27/2016				
A3.02	REFLECTED CEILING PLAN - MEZZANINE LEVEL	6/27/2016				
A3.11	REFLECTED CEILING PLANS - LARGE SCALE	6/27/2016				
A3.12	REFLECTED CEILING PLAN - GROUND FLOOR	6/27/2016				
A4.01	ROOF PLAN	6/27/2016				
A5.01	COMPOSITE ELEVATIONS	6/27/2016				
A5.02	END ELEVATIONS	6/27/2016				
A5.03	NORTH ELEVATION	6/27/2016				
A5.04	SOUTH ELEVATION	6/27/2016				
A5.05	PRECAST CONCRETE PANEL SCHEDULE	6/27/2016				
A6.01	BUILDING SECTION / INTERIOR ELEVATIONS	6/27/2016				
A6.02	BUILDING SECTION / INTERIOR ELEVATIONS	6/27/2016				
A6.03	BUILDING SECTION / INTERIOR ELEVATIONS	6/27/2016				
A6.04	BUILDING SECTIONS	6/27/2016				
A6.05	BUILDING SECTIONS	6/27/2016				
A6.06	BUILDING SECTIONS	6/27/2016				
A6.07	BUILDING SECTIONS	6/27/2016				
A6.08	BUILDING SECTIONS	6/27/2016				
A6.11	STAIR PLANS AND DETAILS	6/27/2016				
A6.12	STAIR PLANS AND DETAILS	6/27/2016				
A6.13	STAIR PLANS AND DETAILS	6/27/2016				
A6.14	STAIR SECTIONS	6/27/2016				
A6.15	STAIR SECTIONS	6/27/2016				
A6.16	STAIR SECTIONS	6/27/2016				
A6.17	STAIR SECTIONS	6/27/2016				
A6.18	STAIR SECTIONS	6/27/2016				
A6.20	ELEVATOR PLANS AND DETAILS	6/27/2016				
A6.21	ELEVATOR SECTIONS	6/27/2016				
A6.22	ELEVATOR SECTIONS	6/27/2016				
A6.23	ELEVATOR DETAILS	6/27/2016				
A7.01	WALL SECTIONS	6/27/2016				
A7.02	WALL SECTIONS	6/27/2016				
A7.03	WALL SECTIONS	6/27/2016				
A7.04	WALL SECTIONS	6/27/2016				
A7.05	WALL SECTIONS	6/27/2016				
A7.06	WALL SECTIONS	6/27/2016				
A7.07	WALL SECTIONS	6/27/2016				
A7.11	PARTITION TYPES	6/27/2016				
A8.01	WALL DETAILS	6/27/2016				
A8.02	WALL DETAILS	6/27/2016				
A8.03	PLAN DETAILS	6/27/2016				
A8.04	PLAN DETAILS	6/27/2016				
A9.21	DOOR SCHEDULE, DOOR AND FRAME TYPES	6/27/2016				
A9.22	DOOR DETAILS	6/27/2016				
A9.31	WINDOW, LOUVER AND TRANSLUCENT PANEL SCHEDULES	6/27/2016				
A9.41	FINISH SCHEDULE	6/27/2016				

INDEX OF DRAWINGS						
No.	Sheet Name	Project Issue Date	Rev #	Rev Date	Rev #	Rev Date
PLUMBING						
P0.01	LEGEND, SCHEDULES & DETAILS - PLUMBING	6/27/2016				
P2.11A	FIRST FLOOR PLAN - PLUMBING - DOMESTIC - PART A	6/27/2016				
P2.11B	FIRST FLOOR PLAN - PLUMBING - DOMESTIC - PART B	6/27/2016				
P2.11C	FIRST FLOOR PLAN - PLUMBING - DOMESTIC - PART C	6/27/2016				
P2.11D	FIRST FLOOR PLAN - PLUMBING - DOMESTIC - PART D	6/27/2016				
P2.12A	FIRST FLOOR PLAN - WASTE & VENT - PART A	6/27/2016				
P2.12B	FIRST FLOOR PLAN - WASTE & VENT - PART B	6/27/2016				
P2.12C	FIRST FLOOR PLAN - WASTE & VENT - PART C	6/27/2016				
P2.12D	FIRST FLOOR PLAN - WASTE & VENT - PART D	6/27/2016				
P2.21A	MEZZANINE LEVEL PLAN - PLUMBING DOMESTIC - PART A	6/27/2016				
P2.21B	MEZZANINE LEVEL PLAN - PLUMBING DOMESTIC - PART B	6/27/2016				
P2.21C	MEZZANINE LEVEL PLAN - PLUMBING DOMESTIC - PART C	6/27/2016				
P2.21D	MEZZANINE LEVEL PLAN - PLUMBING DOMESTIC - PART D	6/27/2016				
P2.22A	MEZZANINE LEVEL PLAN - WASTE & VENT - PART A	6/27/2016				
P2.22B	MEZZANINE LEVEL PLAN - WASTE & VENT - PART B	6/27/2016				
P2.22C	MEZZANINE LEVEL PLAN - WASTE & VENT - PART C	6/27/2016				
P2.22D	MEZZANINE LEVEL PLAN - WASTE & VENT - PART D	6/27/2016				
P4.01	ENLARGED PLAN - PLUMBING - PART A	6/27/2016				
P4.02	ENLARGED PLAN - PLUMBING	6/27/2016				
P4.03	ENLARGED PLAN - PLUMBING - PART D	6/27/2016				
P4.04	ENLARGED PLAN - PLUMBING - PART A	6/27/2016				
P4.05	ENLARGED PLAN - PLUMBING - PART B	6/27/2016				
FIRE PROTECTION						
FP0.01	ENLARGED PLAN - PLUMBING - PART B	6/27/2016				
MECHANICAL						
M0.01	LEGEND, SCHEDULES & NOTES - MECHANICAL	6/27/2016				
M0.02	DETAILS - MECHANICAL	6/27/2016				
M2.01A	FIRST FLOOR PLAN - MECHANICAL - PART A	6/27/2016				
M2.01B	FIRST FLOOR PLAN - MECHANICAL - PART B	6/27/2016				
M2.01C	FIRST FLOOR PLAN - MECHANICAL - PART C	6/27/2016				
M2.01D	FIRST FLOOR PLAN - MECHANICAL - PART D	6/27/2016				
M2.02A	MEZZANINE LEVEL PLAN - MECHANICAL - PART A	6/27/2016				
M2.02B	MEZZANINE LEVEL PLAN - MECHANICAL - PART B	6/27/2016				
M2.02C	MEZZANINE LEVEL PLAN - MECHANICAL - PART C	6/27/2016				
M2.02D	MEZZANINE LEVEL PLAN - MECHANICAL - PART D	6/27/2016				
M2.03	ROOF PLAN - MECHANICAL	6/27/2016				
ELECTRICAL						
E0.01	SYMBOLS, NOTES AND DETAILS	6/27/2016				
E2.01A	FIRST FLOOR PLAN - ELECTRICAL - PART A	6/27/2016				
E2.01B	FIRST FLOOR PLAN - ELECTRICAL - PART B	6/27/2016				
E2.01C	FIRST FLOOR PLAN - ELECTRICAL - PART C	6/27/2016				
E2.01D	FIRST FLOOR PLAN - ELECTRICAL - PART D	6/27/2016				
E2.02A	MEZZANINE LEVEL PLAN - ELECTRICAL - PART A	6/27/2016				
E2.02B	MEZZANINE LEVEL PLAN - ELECTRICAL - PART B	6/27/2016				
E2.02C	MEZZANINE LEVEL PLAN - ELECTRICAL - PART C	6/27/2016				
E2.02D	MEZZANINE LEVEL PLAN - ELECTRICAL - PART D	6/27/2016				
E3.01A	FIRST FLOOR PLAN - LIGHTING - PART A	6/27/2016				
E3.01B	FIRST FLOOR PLAN - LIGHTING - PART B	6/27/2016				
E3.01C	FIRST FLOOR PLAN - LIGHTING - PART C	6/27/2016				
E3.01D	FIRST FLOOR PLAN - LIGHTING - PART D	6/27/2016				
E3.02A	MEZZANINE LEVEL PLAN - LIGHTING - PART A	6/27/2016				
E3.02B	MEZZANINE LEVEL PLAN - LIGHTING - PART B	6/27/2016				
E3.02C	MEZZANINE LEVEL PLAN - LIGHTING - PART C	6/27/2016				
E3.02D	MEZZANINE LEVEL PLAN - LIGHTING - PART D	6/27/2016				
E5.01	ELECTRICAL PANEL SCHEDULES	6/27/2016				
E6.01	ELECTRICAL PANEL SCHEDULES	6/27/2016				
E6.02	ELECTRICAL PANEL SCHEDULES	6/27/2016				
E6.03	ELECTRICAL PANEL SCHEDULES	6/27/2016				
E6.04	ELECTRICAL PANEL SCHEDULES	6/27/2016				


NOT FOR CONSTRUCTION

INDEX OF DRAWINGS

G0.02  
sheet of 000

FOLEY EVENT CENTER  
GENERAL WORKS PACKAGE  
Foley, Alabama

AMGM150099



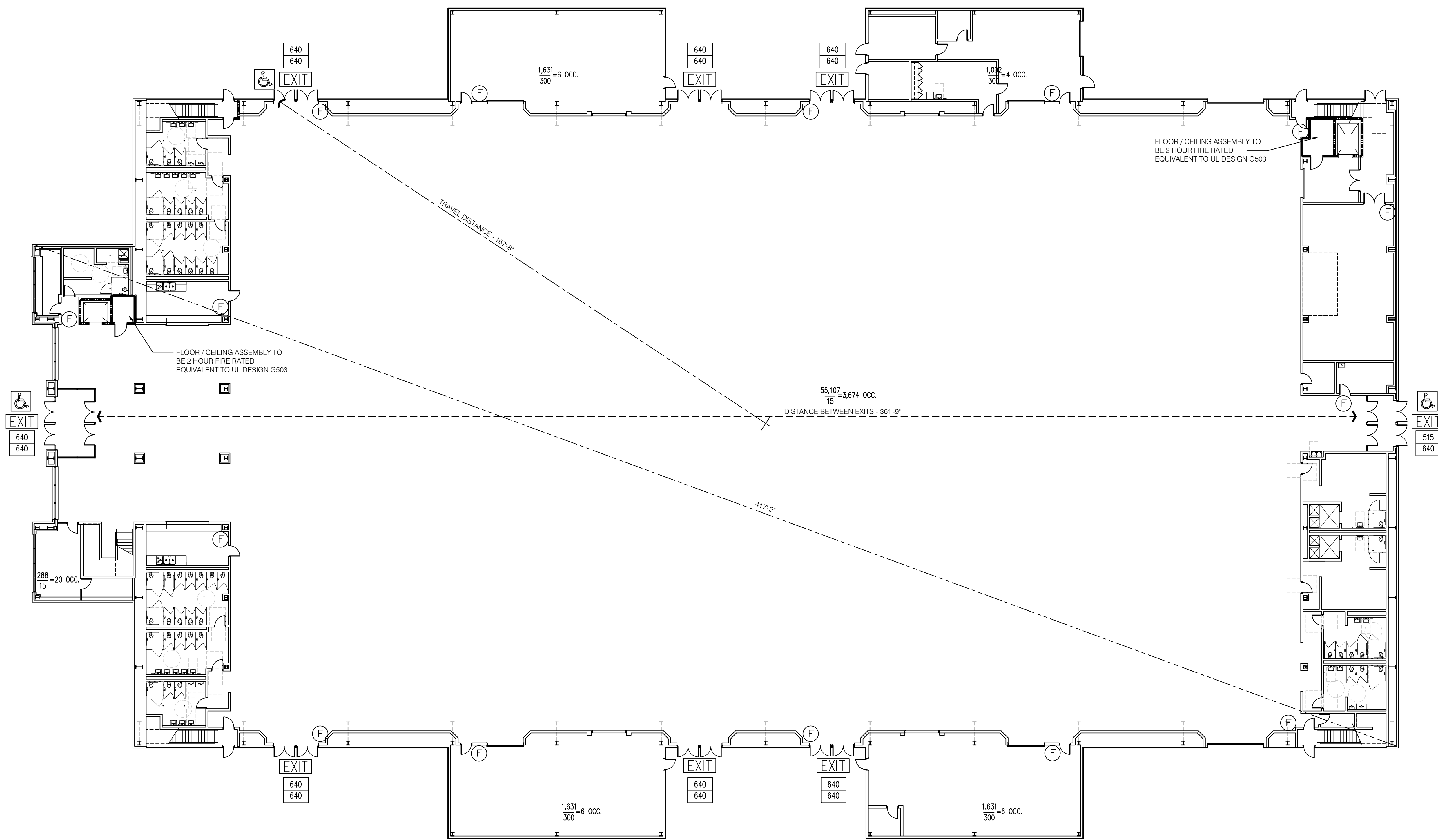
ISSUE DATE	
50% CONST. SET	05/27/2016
95% GEN. WORKS	06/27/2016

drawn by:  
checked by:

**NOT FOR CONSTRUCTION**

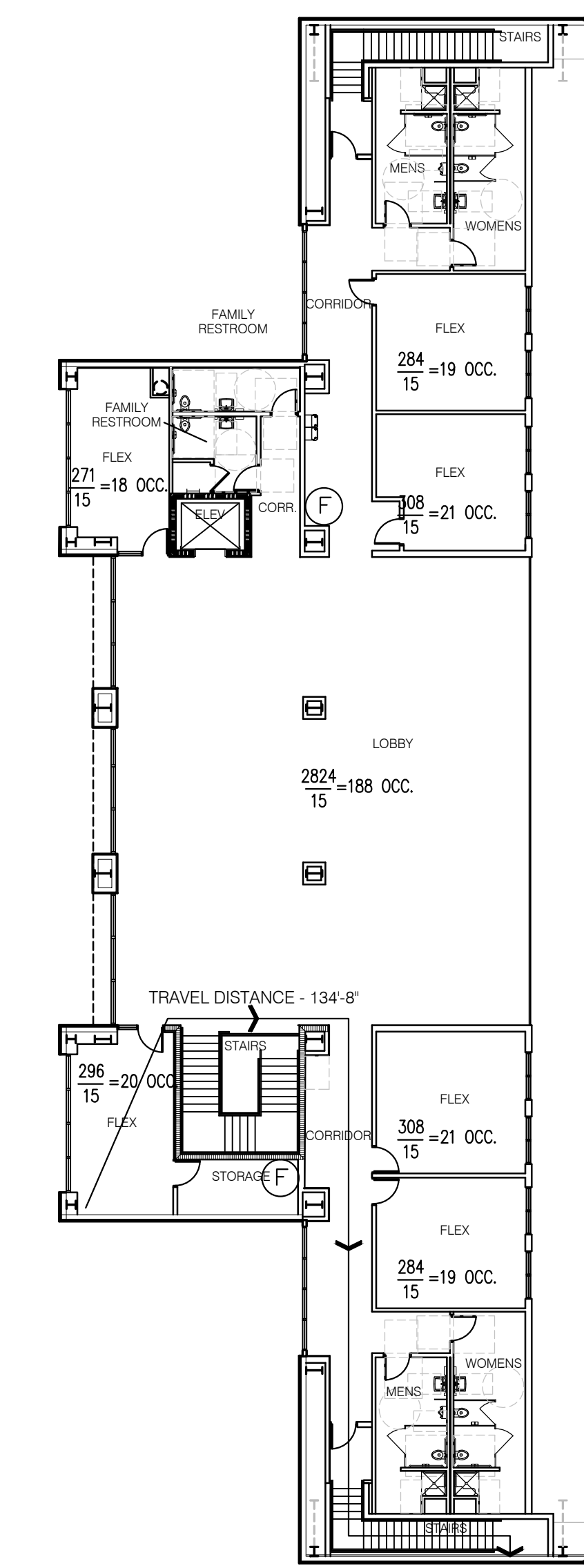
GOODWYN MILLS | CAWOOD

2660 EastChase Lane, Suite 200 | Montgomery, AL 36117  
Tel 334.271.3200 | GMCNETWORK.COM



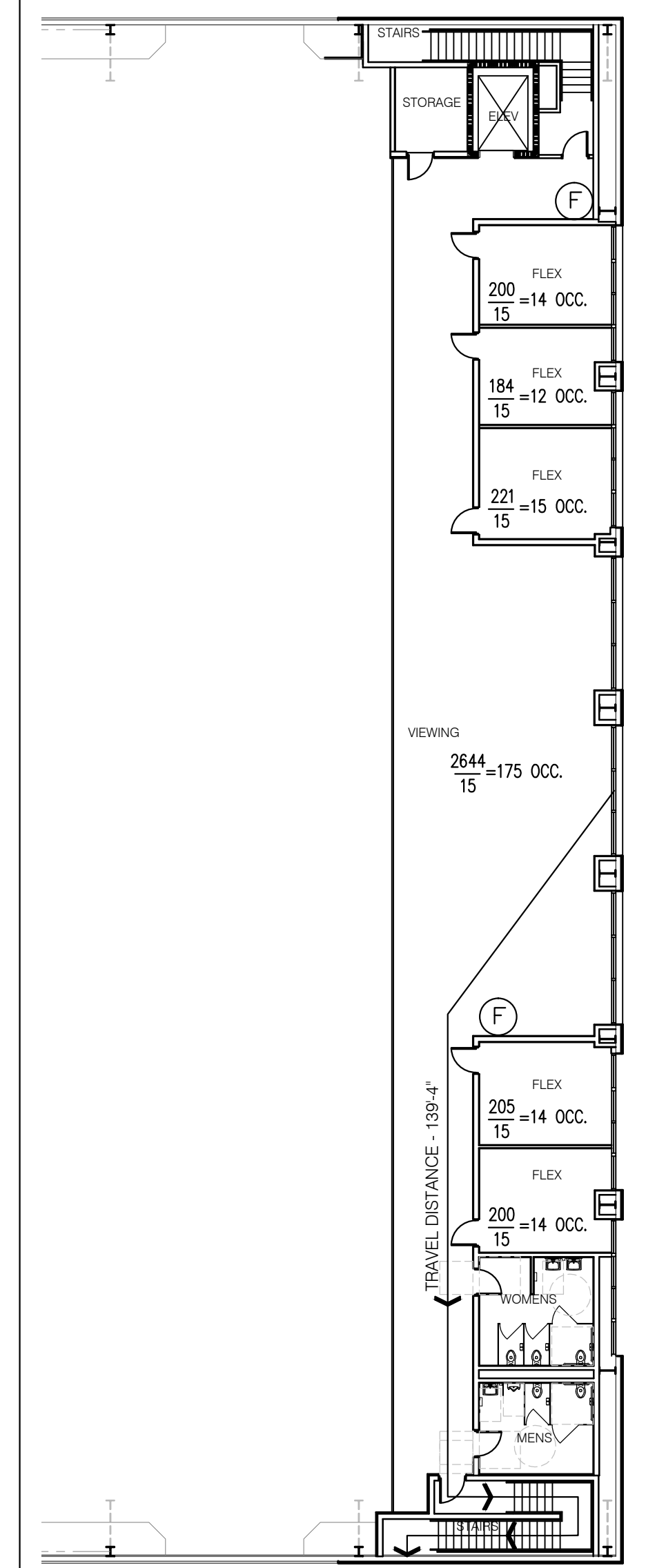
1 **GROUND FLOOR LIFE SAFETY PLAN**

A201 SCALE: 1/16" = 1'-0"



2 **WEST MEZZANINE L.S. PLAN**

A201 SCALE: 1/16" = 1'-0"



3 **EAST MEZZANINE L.S. PLAN**

A201 SCALE: 1/16" = 1'-0"

**LIFE SAFETY CODE INFORMATION**

APPLICABLE CODES  
 2012 IBC BUILDING CODE  
 2012 IBC PLUMBING CODE  
 2012 IBC MECHANICAL CODE  
 2012 IBC FIRE CODE  
 2012 IBC PROPERTY MAINTENANCE CODE  
 2012 IBC ENERGY CONSERVATION CODE  
 2011 NATIONAL ELECTRICAL CODE  
 2009 ANS 117.1  
 OCCUPANCY TYPE - ASSEMBLY - GROUP A4  
 CONSTRUCTION TYPE - TYPE IIB  
 SPRINKLED YES  
 ALLOWABLE AREA UNLIMITED, PER PARAGRAPH 507.3  
 60' MIN. OF YARD WILL BE PROVIDED BETWEEN THE BUILDING AND PROPERTY LINE  
 ALLOWABLE HEIGHT 55 FT  
 ALLOWABLE NO. OF STORIES 1 PER PARAGRAPH 507.3  
 ACTUAL AREA GROSS - 77,071 SF  
 NET - 55,107 SF  
 ACTUAL HEIGHT 46'-0"  
 NO. OF STORIES 1  
 ALLOWABLE MEZZANINE AREA PARAGRAPH 505.2.1  
 55,107 X 0.33 = 18,185 SF  
 PROVIDED MEZZANINE AREA 11,546 SF  
 FIRE RESISTANCE RATINGS FOR STRUCTURAL MEMBERS - TABLE 601  
 TYPE IIB  
 STRUCTURAL FRAME 0 HRS  
 BEARING WALLS EXTERIOR 0 HRS INTERIOR 0 HRS  
 NONBEARING WALLS AND PARTITIONS EXTERIOR 0 HRS  
 NONBEARING WALLS AND PARTITIONS INTERIOR 0 HRS  
 FLOOR CONSTRUCTION 0 HRS  
 ROOF CONSTRUCTION 0 HRS

**LIFE SAFETY CODE INFORMATION, CONT**

OCCUPANT LOAD PER TABLE 1004.1.2  
 GRADE FLOOR 15 SF/PERSON  
 STORAGE 300 SF/PERSON  
 GRADE FLOOR 55,395/15 = 3,694 PERSONS  
 STORAGE 6,524/300 = 21.74 OR 22 PERSONS  
 TOTAL OCCUPANT LOAD 3,716 PERSONS  
 PER PARAGRAPH 505.2 MEZZANINES DO NOT ADD TO THE TOTAL BUILDING AREA  
 EGRESS WIDTH PER PARAGRAPH 1005.3.2  
 0.20 TIMES THE OCCUPANT LOAD  
 REQUIRED EGRESS WIDTH - 3,716 X 0.20 = 743.2"  
 PROVIDED EGRESS WIDTH - 1024"  
**MEZZANINE EXIT WIDTH**  
 EGRESS WIDTH PER PARAGRAPH 1005.3.1  
 0.3 TIMES THE OCCUPANT LOAD  
 WEST SIDE OCCUPANT LOAD BASED ON NET AREA - 4575/15 = 305  
 REQUIRED STAIR WIDTH 306 X 0.3 = 92"  
 PROVIDED STAIR WIDTH 96"  
 EAST SIDE OCCUPANT LOAD BASED ON NET AREA - 3654/15 = 244  
 REQUIRED STAIR WIDTH 244 X 0.3 = 74"  
 PROVIDED STAIR WIDTH 96"  
 MAXIMUM EXIT ACCESS TRAVEL DISTANCE PER TABLE 1016.2 WITH SPRINKLER 250'  
 ACTUAL MAXIMUM TRAVEL DISTANCE 192'-0"  
 NUMBER OF EXITS PER SECTION 1021  
 REQUIRED NUMBER OF EXITS - 4  
 EXITS PROVIDED - 8  
 REQUIRED NUMBER OF ACCESSIBLE EXITS - 2  
 ACCESSIBLE EXITS PROVIDED - 2  
 THE EXIT STAIRS ARE NOT REQUIRED TO BE PROTECTED AS THEY ARE CONTAINED WITHIN A ONE STORY STRUCTURE. 1009.3

**LIFE SAFETY CODE INFORMATION, CONT**

PLUMBING FIXTURE COUNT PER TABLE 2902.1  
 TOTAL OCCUPANCY 3,716 EQUALS MALE 1,858, FEMALE 1,858.  

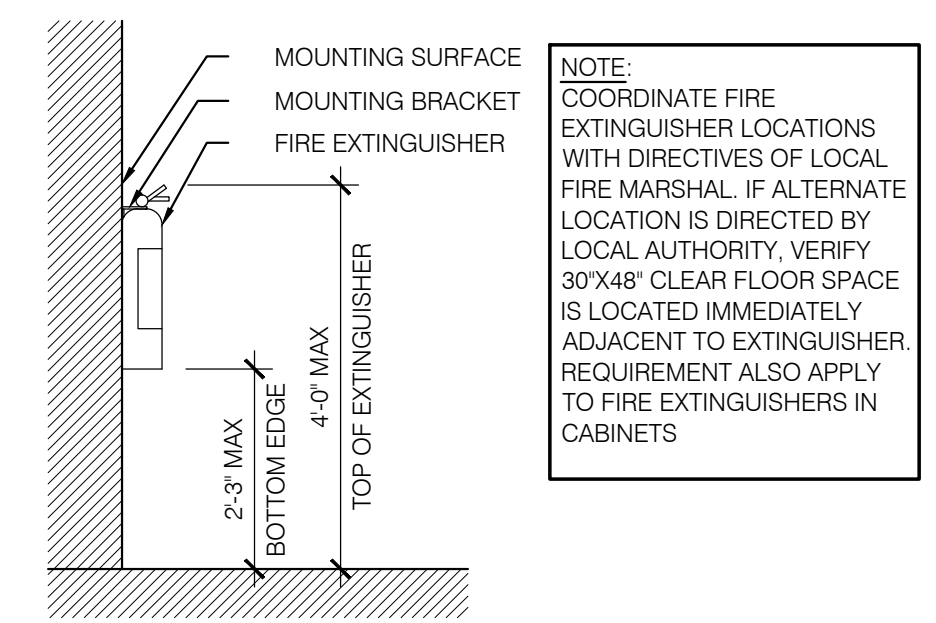
	REQUIRED FIXTURES		REQUIRED FIXTURES	
	MALE	FEMALE	MALE	FEMALE
WATER CLOSETS	1 PER 75 FOR THE 1ST 1500 1 PER 120 THEREAFTER	1 PER 40 FOR THE 1ST 1520 1 PER 60 THEREAFTER	1500 / 75 = 20 358 / 120 = 3 TOTAL = 23	1520 / 40 = 38 338 / 60 = 6 TOTAL = 44
LAVATORIES	1 PER 200	1 PER 150	1858 / 200 = 10	1858 / 150 = 13
BATHTUBS / SHOWERS	-	-	0	0
DRINKING FOUNTAINS	1 PER 1000 TOTAL		4	
SERVICE SINK	1		1	
PROVIDED FIXTURES				
WATER CLOSETS	MALE - 24	FEMALE - 46		
LAVATORIES	MALE - 12	FEMALE - 17		
SHOWERS	MALE - 3	FEMALE - 3		
DRINKING FOUNTAIN	4			
SERVICE SINK	1			

**BUILDING OCCUPANCY OPTIONS**

BASED ON THE PROVIDED PLUMBING FIXTURES THE MAXIMUM BUILDING OCCUPANCY IS 3,716 PERSONS.  
 BASED ON THE PROVIDED EXIT WIDTH THE MAXIMUM BUILDING OCCUPANCY IS 5,120 PERSONS.

**LIFE SAFETY PLAN LEGEND**

- 1-HOUR RATED PARTITION
- 2-HOUR RATED PARTITION
- EXIT (43/240) POINT OF EXIT / EGRESS (CAPACITY) ACTUAL / ALLOWABLE
- 15 PATH OF TRAVEL AND DISTANCE IN FEET
- ←-250'← MAX. TRAVEL DISTANCE
- 90 MIN EXIT LIGHT
- AT 2 HOUR RATED STORM SHELTER WALLS AS SHOWN
- F FIRE EXTINGUISHER CABINET FURNISHED AND INSTALLED BY G.C.
- AREA ROOM OCCUPANCY LOAD S.F./OCCUPANT
- ACCESSIBLE AREA OR EXIT
- DS DIRECTIONAL SIGN - COORDINATE W/ ARCHITECT
- OS OCCUPANCY SIGN - COORDINATE W/ ARCHITECT



4 **FIRE EXTINGUISHER DETAIL**


A201 SCALE: 1/2" = 1'-0"

**NOT FOR CONSTRUCTION**  
**GOODWYN MILLS CAWOOD**  
 2660 EastChase Lane, Suite 200 | Montgomery, AL 36117  
 Tel 334.271.3200 | GMCNETWORK.COM

**ISSUE DATE**

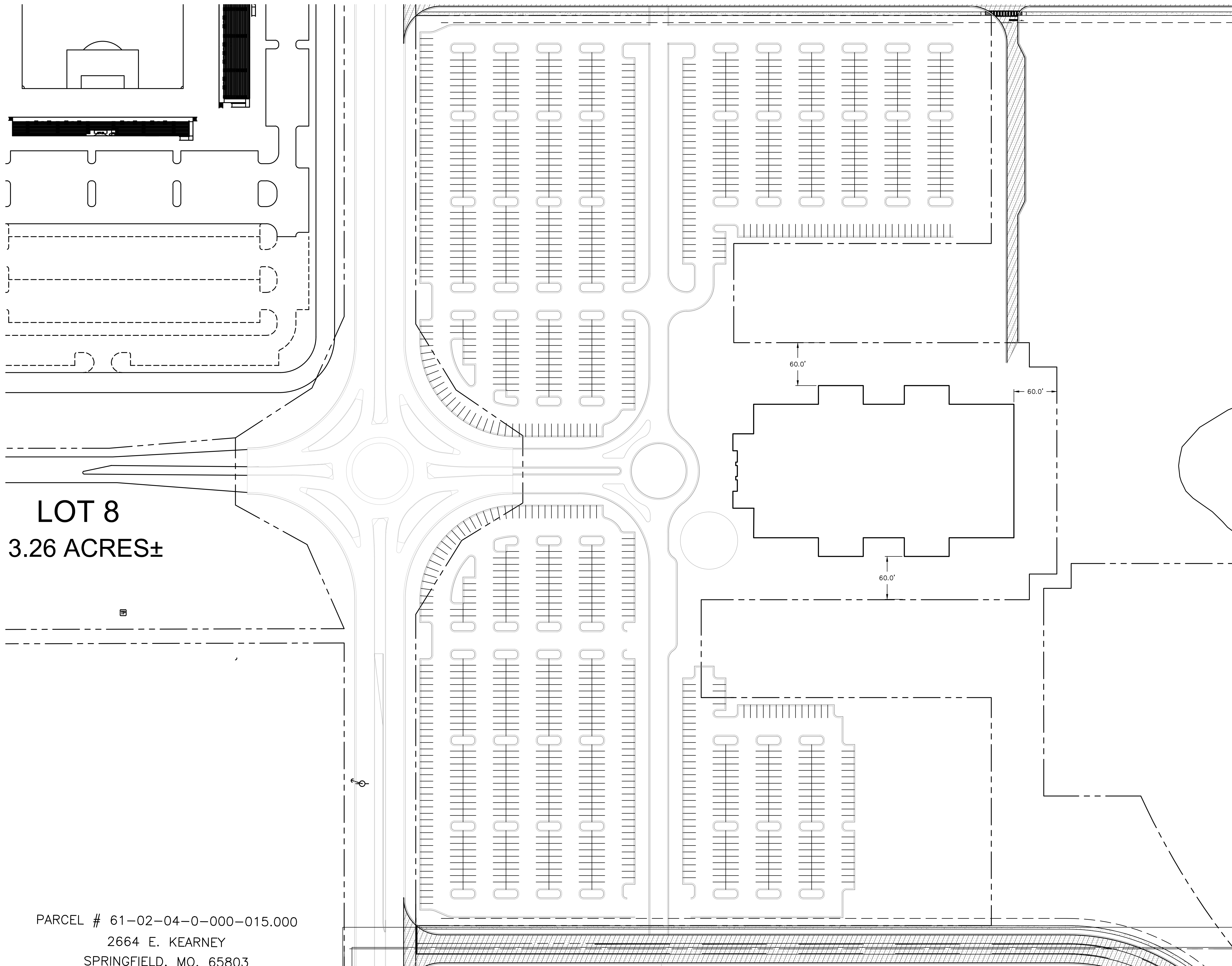
50% CONSTR. SET	05/27/2016
95% GEN. WORKS	06/27/2016
drawn by:	
checked by:	

**FOLEY EVENT CENTER**  
**GENERAL WORKS PACKAGE**  
 Foley, Alabama  
**AMGM150099**



**LIFE SAFETY PLAN**  
**A0.02**  
 sheet of 000

**NOT FOR CONSTRUCTION**



LOT 8  
3.26 ACRES±

PARCEL # 61-02-04-0-000-015.000  
2664 E. KEARNEY  
SPRINGFIELD, MO. 65803

**ARCHITECTURAL SITE PLAN**  
SCALE: 1" = 60'-0"

NOT FOR CONSTRUCTION

ARCHITECTURAL  
SITE PLAN

A1.01  
Sheet of 000

FOLEY EVENT CENTER  
GENERAL WORKS PACKAGE  
Foley, Alabama

AMGM150099

ISSUE DATE


50% CONSTR SET: 05/27/2016

95% GEN. WORKS: 06/27/2016

100% GEN. WORKS: \_\_\_\_\_

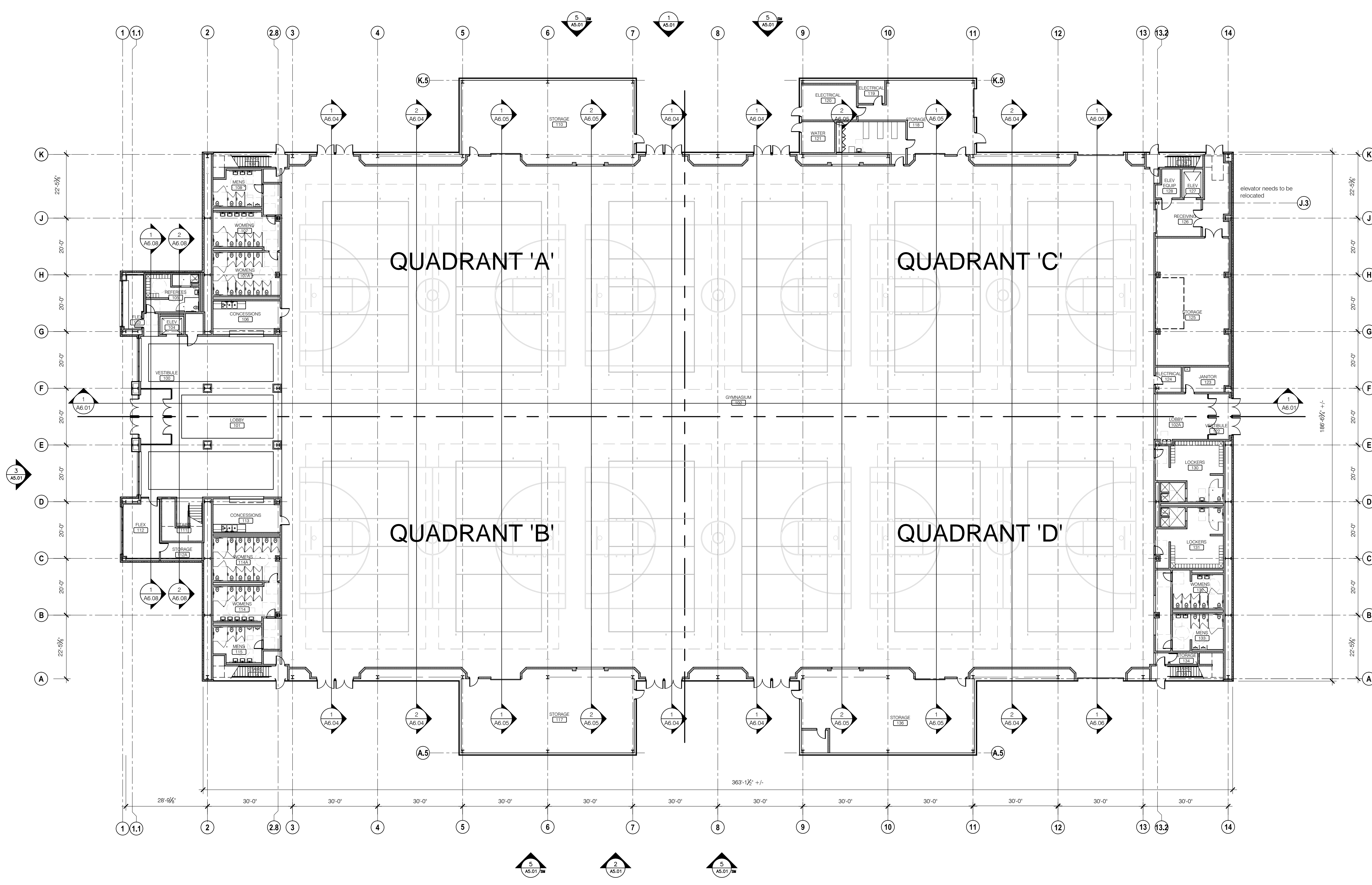
Drawn by: \_\_\_\_\_

Checked by: \_\_\_\_\_



**NOT FOR CONSTRUCTION**  
GOODWYN MILLS | CAWOOD

2660 EastChase Lane, Suite 200 | Montgomery, AL 36117  
Tel. 334-271-3200 | GMCNETWORK.COM



**FLOOR PLAN**  
 A201 SCALE: 1/16" = 1'-0"

**GENERAL NOTES - PLAN**

- ALL DIMENSIONS ARE TO THE FACE OF CMU OR METAL STUD UNLESS NOTED OTHERWISE.
- INTERIOR DOORS ARE TO BE A MINIMUM OF 4" FROM ADJACENT WALLS AS SHOWN ON PLAN.
- GYPSUM WALL BOARD CONTROL JOINTS TO BE 30'-0" MAX O.C. AND AT DOOR JAMBS FROM HEAD TO TERMINATION OF GYPSUM WALLBOARD.

**SYMBOL LEGEND**

- DETAIL NUMBER
- DETAIL REFERENCE
- SHEET NUMBER
- BUILDING SECTION REFERENCE
- WALL SECTION REFERENCE
- EXTERIOR ELEVATION REFERENCE
- INTERIOR ELEVATION REFERENCE

**SYMBOL LEGEND**

- DETAIL NUMBER
- DETAIL NAME
- DETAIL REFERENCE
- DETAIL SCALE
- SHEET NUMBER

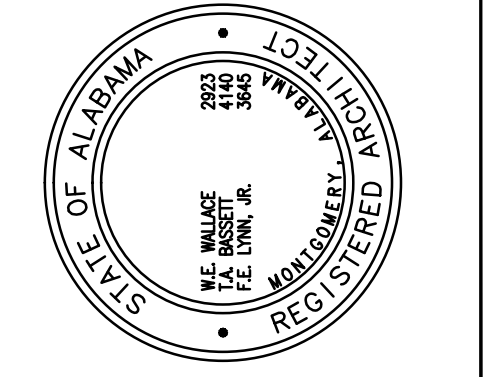
- 8" CMU WALL - 1.0 M. 10'-0" A.F.F. UNLESS NOTED OTHERWISE
- PRECAST CONCRETE WALL PANEL - SEE SPECS
- TEXTURED AND INSULATED WALL PANEL BY OTHERS
- 101 DOOR TYPES - SEE SHEET A9.21 FOR DOOR SCHEDULE
- PARTITION TYPE - SEE AX-XX FOR PARTITION TYPES
- LOUVER TYPE - SEE SHEET A9.31 FOR LOUVER TYPES
- STOREFRONT/WINDOW TYPES - SEE A9.XX
- KEYNOTES
- DS/CSB DOWNSPOUT TO CONCRETE SPLASH BLOCK
- DS PREFINISHED METAL DOWNSPOUT TO SPLASH BLOCK BY OTHERS
- CSB CONCRETE SPLASH BLOCK BY OTHERS

**ISSUE DATE**

50% CONSTR SET	05-27-2016
95% GEN WORKS	06-27-2016

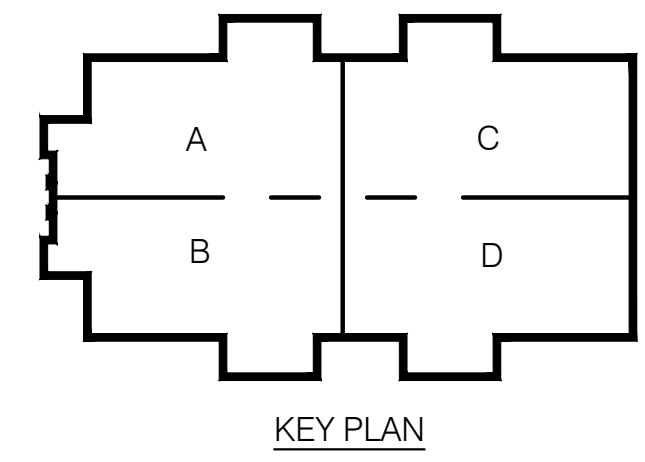
**FOLEY EVENT CENTER**  
**GENERAL WORKS PACKAGE**  
 Foley, Alabama

**AMGM150099**



**COMPOSITE FIRST FLOOR PLAN**

**A2.01**  
 SHEET OF 000

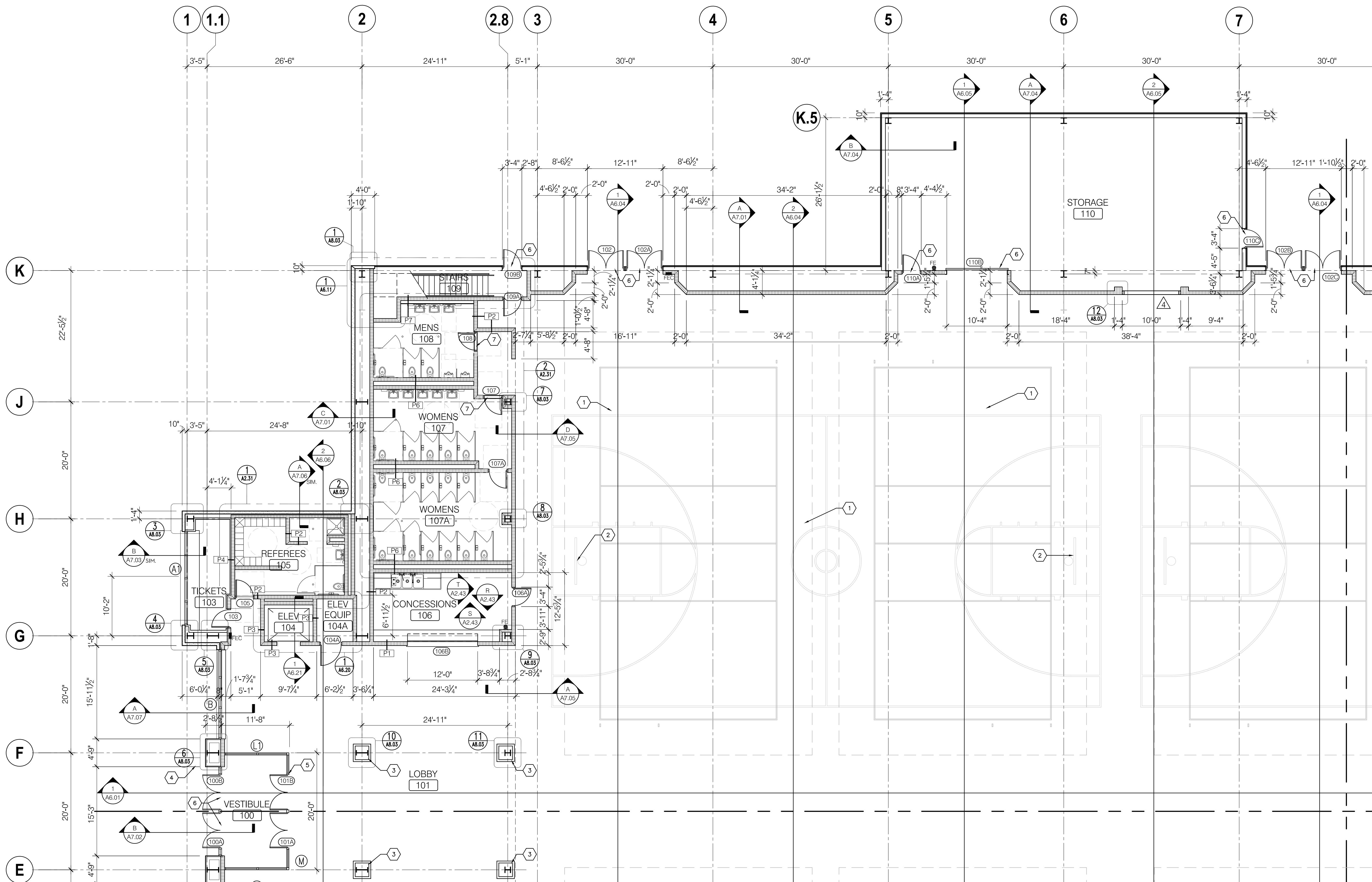


**NOT FOR CONSTRUCTION**

**NOT FOR CONSTRUCTION**

**GOODWYN MILLS | CAWOOD**

2660 EastChase Lane, Suite 200 | Montgomery, AL 36117  
 Tel 334.271.3200 | GMCNETWORK.COM



**1** **GROUND FLOOR PLAN - QUADRANT A**  
SCALE: 1/8" = 1'-0"

- GENERAL NOTES: - PLAN**
- ALL DIMENSIONS ARE TO THE FACE OF CMU OR METAL STUD UNLESS NOTED OTHERWISE.
  - INTERIOR DOORS ARE TO BE A MINIMUM OF 4" FROM ADJACENT WALLS AS SHOWN ON PLAN.
  - GYPSUM WALL BOARD CONTROL JOINTS TO BE 30'-0" MAX O.C. AND AT DOOR JAMBS FROM HEAD TO TERMINATION OF GYPSUM WALLBOARD.
- SYMBOL LEGEND**
- DETAIL NUMBER
  - DETAIL REFERENCE
  - SHEET NUMBER
  - BUILDING SECTION REFERENCE
  - WALL SECTION REFERENCE
  - EXTERIOR ELEVATION REFERENCE
  - INTERIOR ELEVATION REFERENCE
  - DETAIL NUMBER
  - DETAIL REFERENCE
  - DETAIL SCALE
  - SHEET NUMBER
  - 8" CMU WALL - T.O.M. 10'-0" A.F.F. UNLESS NOTED OTHERWISE
  - PRECAST CONCRETE WALL PANEL - SEE SPECS
  - TEXTURED AND INSULATED WALL PANEL BY OTHERS
  - DOOR TYPES - SEE SHEET A9.21 FOR DOOR SCHEDULE
  - PARTITION TYPE - SEE AX.XX FOR PARTITION TYPES
  - LOUVER TYPE - SEE SHEET A9.31 FOR LOUVER TYPES
  - STOREFRONT/ WINDOW TYPES - SEE A9.XX
  - KEYNOTES
  - DS/ CSB DOWNSPOUT TO CONCRETE SPLASH BLOCK
  - DS PRE-FINISHED METAL DOWNSPOUT TO SPLASH BLOCK BY OTHERS
  - CSB CONCRETE SPLASH BLOCK BY OTHERS
  - REC SEMI RECESSED FIRE EXTINGUISHER AND CABINET
  - FE FIRE EXTINGUISHER ON WALL HOOK

- SYMBOL LEGEND**
- DETAIL NUMBER
  - DETAIL REFERENCE
  - DETAIL SCALE
  - SHEET NUMBER

- KEY NOTE LEGEND**
- ATHLETIC FLOORING - OWNER FURNISHED AND OWNER INSTALLED
  - BASKETBALL BACKBOARD AND GOAL - OWNER FURNISHED AND OWNER INSTALLED
  - GYP. BD. ON METAL STUD COLUMN COVER AS DETAILS
  - PEDESTAL MOUNTED AUTOMATIC DOOR ACTIVATION BUTTON
  - JAMB MOUNTED AUTOMATIC DOOR ACTIVATION BUTTON
  - METAL THRESHOLD AS DETAILS
  - MARBLE THRESHOLD AS DETAILED
  - DOUBLE H-Low ELECTRIC WATER COOLERS
  - LOCATION FOR FUTURE WALK IN COOLER BY OWNER
  - MOP SINK - SEE PLUMBING

**NOT FOR CONSTRUCTION**

GOODWYN MILLS | CAWOOD

2660 EastChase Lane, Suite 200 | Montgomery, AL 36117  
Tel 334.271.3200 | GMCNETWORK.COM

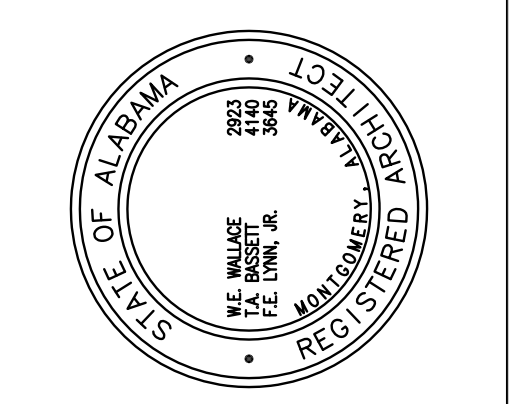
**ISSUE DATE**

50% CONSTR SET	08.27.2016
95% GEN. WORKS	06.27.2016

drawn by: \_\_\_\_\_  
checked by: \_\_\_\_\_

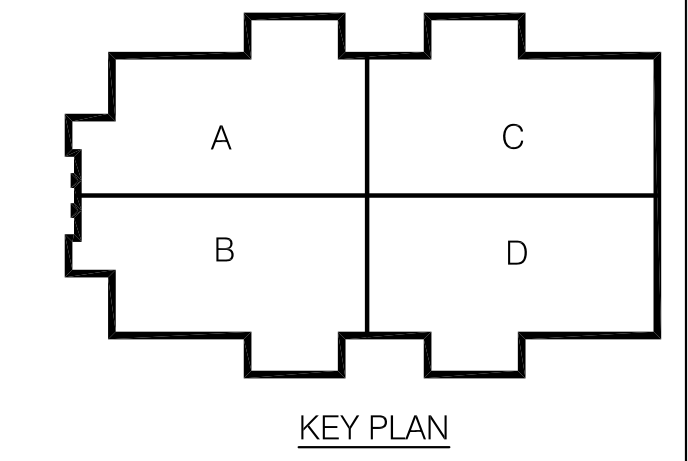
**FOLEY EVENT CENTER  
GENERAL WORKS PACKAGE**  
Foley, Alabama

AMGM150099

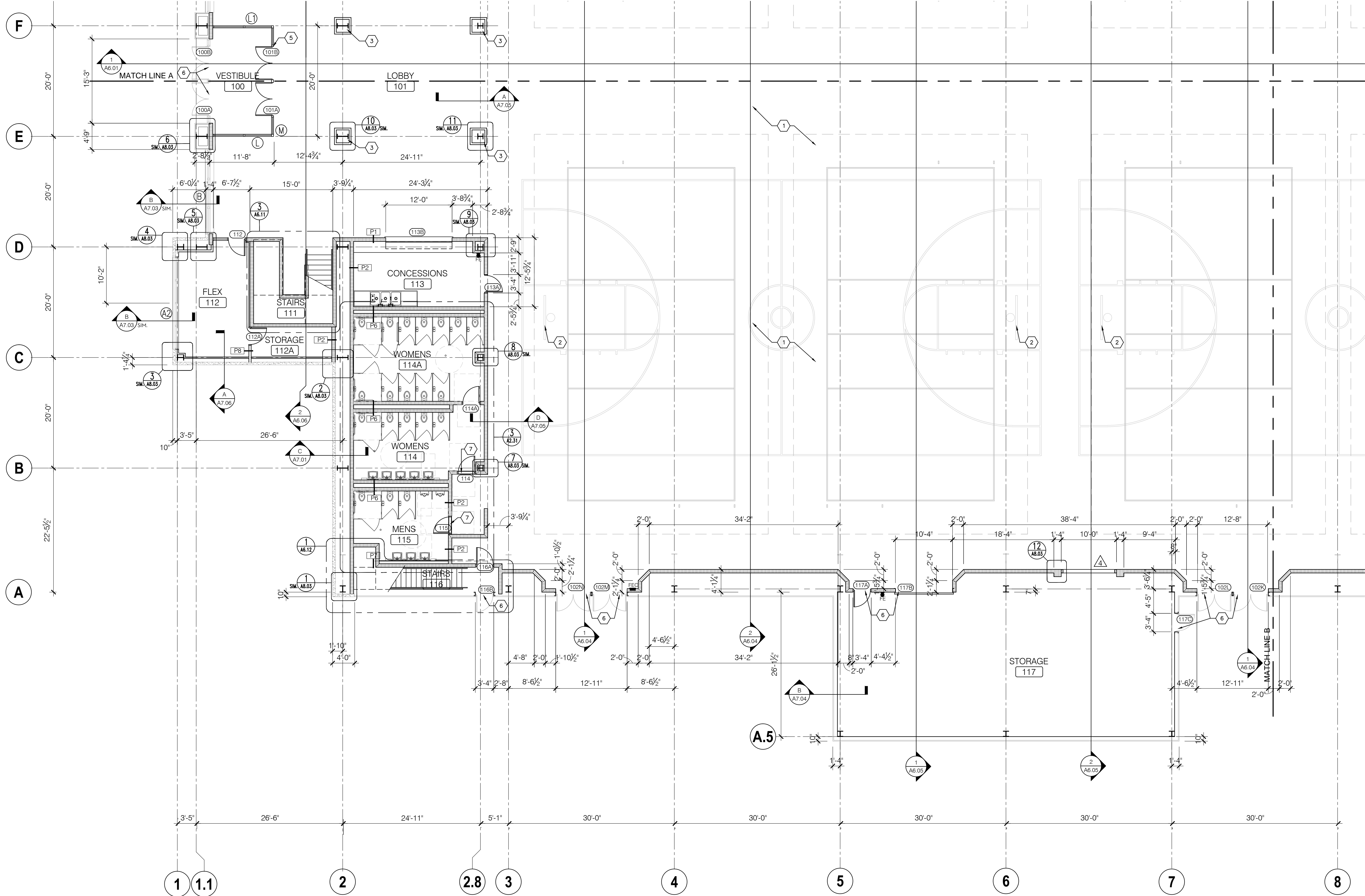


**GROUND FLOOR PLAN  
QUADRANT A**

**A2.11**  
sheet of 000



**NOT FOR CONSTRUCTION**



**1** **GROUND FLOOR PLAN - QUADRANT B**  
 A2.12 SCALE: 1/8" = 1'-0"

- GENERAL NOTES - PLAN**
- ALL DIMENSIONS ARE TO THE FACE OF CMU OR METAL STUD UNLESS NOTED OTHERWISE
  - INTERIOR DOORS ARE TO BE A MINIMUM OF 4" FROM ADJACENT WALLS AS SHOWN ON PLAN.
  - GYPSUM WALL BOARD CONTROL JOINTS TO BE 30'-0" MAX O.C. AND AT DOOR JAMBS FROM HEAD TO TERMINATION OF GYPSUM WALLBOARD.
- SYMBOL LEGEND**
- 1-1010 DETAIL NUMBER
  - 1-1010 DETAIL REFERENCE
  - 1-1010 SHEET NUMBER
  - 1-1010 BUILDING SECTION REFERENCE
  - 1-1010 WALL SECTION REFERENCE
  - 1-1010 EXTERIOR ELEVATION REFERENCE
  - 1-1010 INTERIOR ELEVATION REFERENCE
  - 1-1010 DETAIL NUMBER
  - 1-1010 DETAIL NAME
  - 1-1010 DETAIL REFERENCE
  - 1-1010 DETAIL SCALE
  - 1-1010 SHEET NUMBER
  - 8" CMU WALL - T.O.M. 10'-0" A.F.F. UNLESS NOTED OTHERWISE
  - PRECAST CONCRETE WALL PANEL - SEE SPECS
  - TEXTURED AND INSULATED WALL PANEL BY OTHERS
  - 101 DOOR TYPES - SEE SHEET A9.21 FOR DOOR SCHEDULE
  - A1 PARTITION TYPE - SEE AX.XX FOR PARTITION TYPES
  - L LOUVER TYPE - SEE SHEET A9.31 FOR LOUVER TYPES
  - 1 STOREFRONT/WINDOW TYPES - SEE A9.XX
  - 1 KEYNOTES
  - DS/CSB DOWNSPOUT TO CONCRETE SPLASH BLOCK
  - DS PRE-FINISHED METAL DOWNSPOUT TO SPLASH BLOCK BY OTHERS
  - CSB CONCRETE SPLASH BLOCK BY OTHERS
  - REC SEMI RECESSED FIRE EXTINGUISHER AND CABINET
  - FE FIRE EXTINGUISHER ON WALL HOOK
- SYMBOL LEGEND**
- 1-1010 DETAIL NUMBER
  - 1-1010 DETAIL NAME
  - 1-1010 DETAIL REFERENCE
  - 1-1010 DETAIL SCALE
  - 1-1010 SHEET NUMBER
- KEY NOTE LEGEND**
- 1 ATHLETIC FLOORINGS - OWNER FURNISHED AND OWNER INSTALLED
  - 2 BASKETBALL BACKBOARD AND GOAL - OWNER FURNISHED AND OWNER INSTALLED
  - 3 GYP. BD. ON METAL STUD COLUMN COVER AS DETAILS
  - 4 PEDESTAL MOUNTED AUTOMATIC DOOR ACTIVATION BUTTON
  - 5 JAMB MOUNTED AUTOMATIC DOOR ACTIVATION BUTTON
  - 6 METAL THRESHOLD AS DETAILS
  - 7 MARBLE THRESHOLD AS DETAILED
  - 8 DOUBLE HI-LOW ELECTRIC WATER COOLERS
  - 9 LOCATION FOR FUTURE WALK IN COOLER BY OWNER
  - 10 MOP SINK - SEE PLUMBING

**NOT FOR CONSTRUCTION**

**GOODWYN MILLS | CAWOOD**

2660 EastChase Lane, Suite 200 | Montgomery, AL 36117  
 Tel 334.271.3200 | GMCNETWORK.COM

ISSUE DATE	DESCRIPTION	DRAWN BY	CHECKED BY
05/27/2016	50% CONSTRUCTION SET		
06/27/2016	95% GENERAL WORKS		

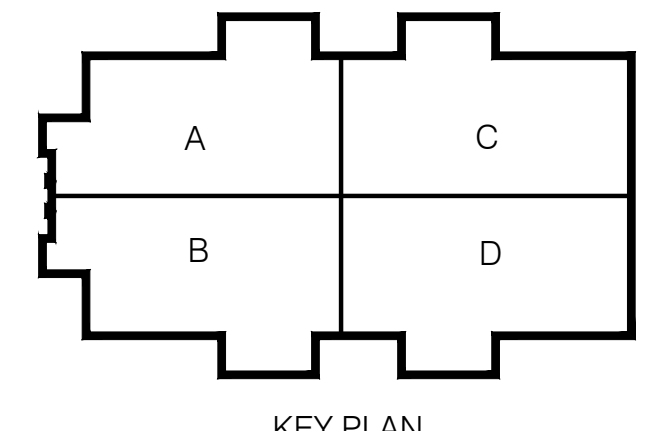
**FOLEY EVENT CENTER**  
**GENERAL WORKS PACKAGE**  
 Foley, Alabama

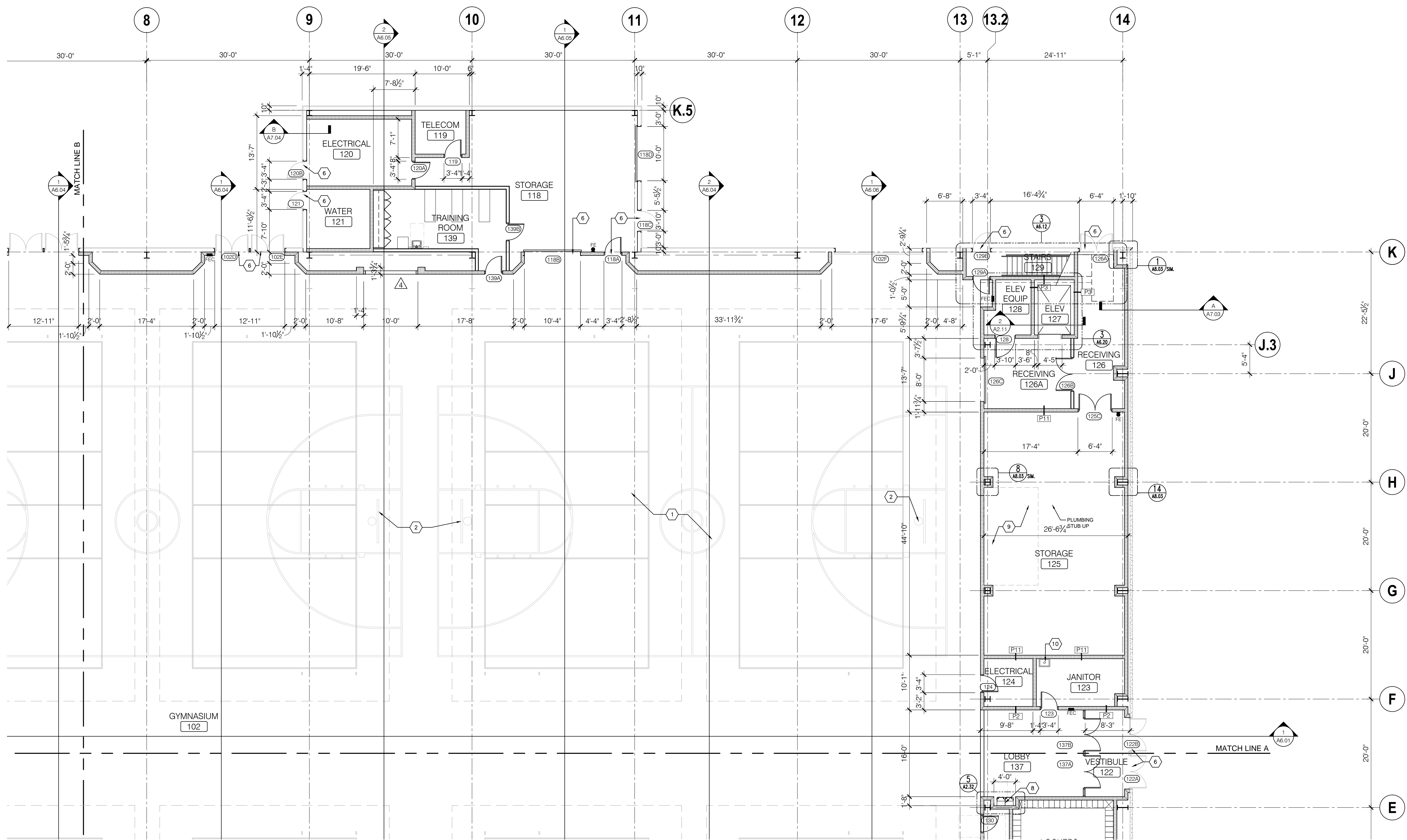
**AMGM150099**

**GROUND FLOOR PLAN**  
**QUADRANT B**

**A2.12**  
 SHEET OF GOOD

NOT FOR CONSTRUCTION





**GROUND FLOOR PLAN - QUADRANT C**  
 SCALE: 1/8" = 1'-0"

**GENERAL NOTES: - PLAN**

- ALL DIMENSIONS ARE TO THE FACE OF CMU OR METAL STUD UNLESS NOTED OTHERWISE.
- INTERIOR DOORS ARE TO BE A MINIMUM OF 4" FROM ADJACENT WALLS AS SHOWN ON PLAN.
- GYPSUM WALL BOARD CONTROL JOINTS TO BE 30'-0" MAX O.C. AND AT DOOR JAMBS FROM HEAD TO TERMINATION OF GYPSUM WALLBOARD.

**SYMBOL LEGEND**

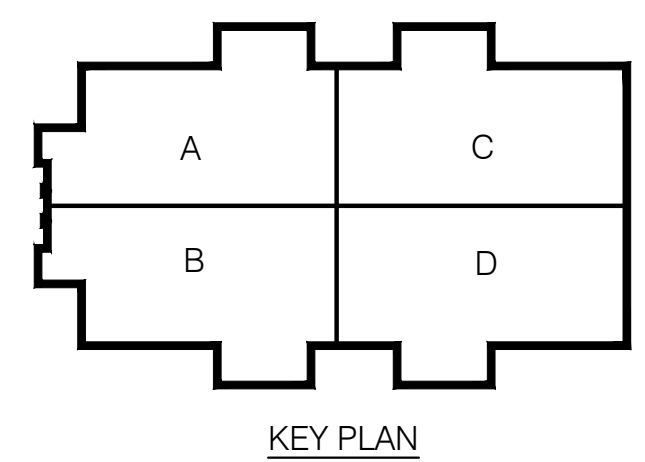
- DETAIL NUMBER
- DETAIL REFERENCE
- SHEET NUMBER
- BUILDING SECTION REFERENCE
- WALL SECTION REFERENCE
- EXTERIOR ELEVATION REFERENCE
- INTERIOR ELEVATION REFERENCE
- DETAIL NUMBER
- DETAIL NAME
- DETAIL REFERENCE
- DETAIL SCALE
- SHEET NUMBER

**KEY NOTE LEGEND**

- ATHLETIC FLOORING - OWNER FURNISHED AND OWNER INSTALLED
- BASKETBALL BACKBOARD AND GOAL - OWNER FURNISHED AND OWNER INSTALLED
- GYP. BO. ON METAL STUD COLUMN COVER AS DETAILS
- PEDESTAL MOUNTED AUTOMATIC DOOR ACTIVATION BUTTON
- JAMB MOUNTED AUTOMATIC DOOR ACTIVATION BUTTON
- METAL THRESHOLD AS DETAILS
- MARBLE THRESHOLD AS DETAILED
- DOUBLE HI-LOW ELECTRIC WATER COOLERS
- LOCATION FOR FUTURE WALK IN COOLER BY OWNER
- MOP SINK - SEE PLUMBING

**SYMBOL LEGEND**

- DETAIL NUMBER
- DETAIL NAME
- DETAIL REFERENCE
- DETAIL SCALE
- SHEET NUMBER



NOT FOR CONSTRUCTION

**NOT FOR CONSTRUCTION**

**GODWYN MILLS | CAWOOD**

2660 EastChase Lane, Suite 200 | Montgomery, AL 36117  
 Tel 334.271.3200 | GMCNETWORK.COM

**ISSUE DATE**

50% CONSTR. SET	05-27-2016
95% GEN. WORKS	06-27-2016

**FOLEY EVENT CENTER  
 GENERAL WORKS PACKAGE**  
 Foley, Alabama

AMGM150099

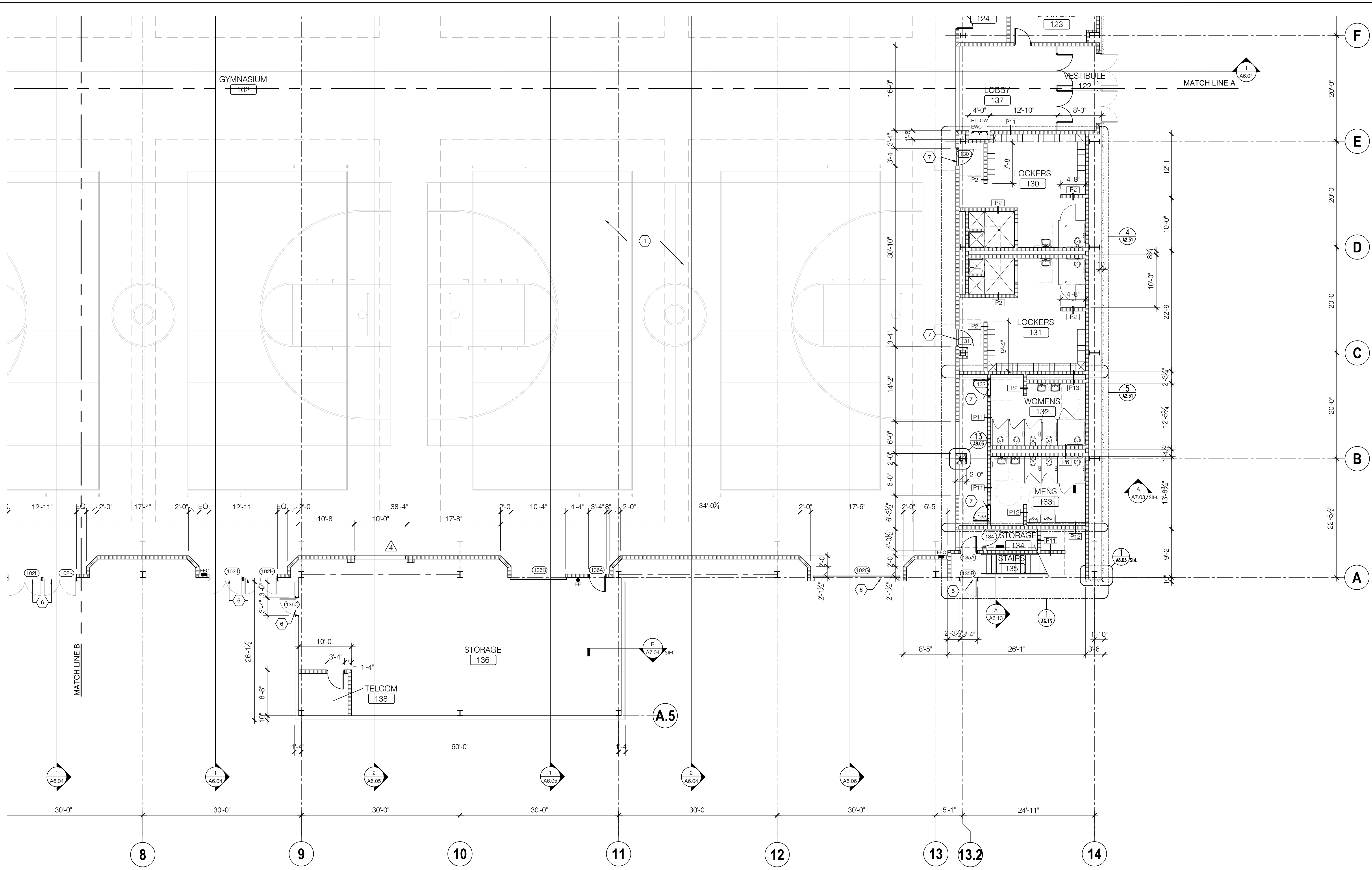
**STATE OF ALABAMA**  
 REGISTERED ARCHITECT  
 12 MONTHS  
 06/27/2016

**GROUND FLOOR PLAN  
 QUADRANT C**

**A2.13**  
 sheet of 000

drawn by: \_\_\_\_\_  
 checked by: \_\_\_\_\_





**GENERAL NOTES: - PLAN**

- ALL DIMENSIONS ARE TO THE FACE OF CMU OR METAL STUD UNLESS NOTED OTHERWISE.
- INTERIOR DOORS ARE TO BE A MINIMUM OF 4" FROM ADJACENT WALLS AS SHOWN ON PLAN.
- GYPSUM WALL BOARD CONTROL JOINTS TO BE 30'-0" MAX O.C. AND AT DOOR JAMBS FROM HEAD TO TERMINATION OF GYPSUM WALLBOARD.

**SYMBOL LEGEND**

DETAIL NUMBER  
 DETAIL REFERENCE  
 SHEET NUMBER

BUILDING SECTION REFERENCE  
 WALL SECTION REFERENCE  
 EXTERIOR ELEVATION REFERENCE  
 INTERIOR ELEVATION REFERENCE

DETAIL NUMBER  
 DETAIL NAME  
 DETAIL REFERENCE  
 DETAIL SCALE  
 SHEET NUMBER

8" CMU WALL - T.O.M. 10'-0" A.F.F. UNLESS NOTED OTHERWISE  
 PRECAST CONCRETE WALL PANEL - SEE SPECS  
 TEXTURED AND INSULATED WALL PANEL BY OTHERS

DOOR TYPES, SEE SHEET A9.21 FOR DOOR SCHEDULE  
 PARTITION TYPE - SEE AX.XX FOR PARTITION TYPES  
 LOUVER TYPE - SEE SHEET A9.31 FOR LOUVER TYPES  
 STOREFRONT/WINDOW TYPES - SEE A9.XX

KEYNOTES  
 DS/CSB DOWNSPOUT TO CONCRETE SPLASH BLOCK  
 DS PRE-FINISHED METAL DOWNSPOUT TO SPLASH BLOCK BY OTHERS  
 CSB CONCRETE SPLASH BLOCK BY OTHERS  
 REC SEMI RECESSED FIRE EXTINGUISHER AND CABINET  
 FIF FIRE EXTINGUISHER ON WALL HOOK

**SYMBOL LEGEND**

DETAIL NUMBER  
 DETAIL NAME  
 DETAIL REFERENCE  
 DETAIL SCALE  
 SHEET NUMBER

**KEY NOTE LEGEND**

- ATHLETIC FLOORING - OWNER FURNISHED AND OWNER INSTALLED
- BASKETBALL BACKBOARD AND GOAL - OWNER FURNISHED AND OWNER INSTALLED
- GYP. BO. ON METAL STUD COLUMN COVER AS DETAILS
- PEDESTAL MOUNTED AUTOMATIC DOOR ACTIVATION BUTTON
- JAMB MOUNTED AUTOMATIC DOOR ACTIVATION BUTTON
- METAL THRESHOLD AS DETAILS
- MARBLE THRESHOLD AS DETAILED
- DOUBLE HI-LOW ELECTRIC WATER COOLERS
- LOCATION FOR FUTURE WALK IN COOLER BY OWNER
- MOP SINK - SEE PLUMBING

**1 GROUND FLOOR PLAN - QUADRANT D**  
 A2.14 Scale: 1/8" = 1'-0"

**NOT FOR CONSTRUCTION**

GOODWYN MILLS | CAWOOD

2660 EastChase Lane, Suite 200 | Montgomery, AL 36117  
 Tel 334.271.3200 | GMCNETWORK.COM

STATE OF ALABAMA  
 REGISTERED ARCHITECT  
 AMGM150099

**FOLEY EVENT CENTER  
 GENERAL WORKS PACKAGE**  
 Foley, Alabama

ISSUE DATE	DESCRIPTION
05-27-2016	50% CONSTR. SET
06-27-2016	95% GEN. WORKS

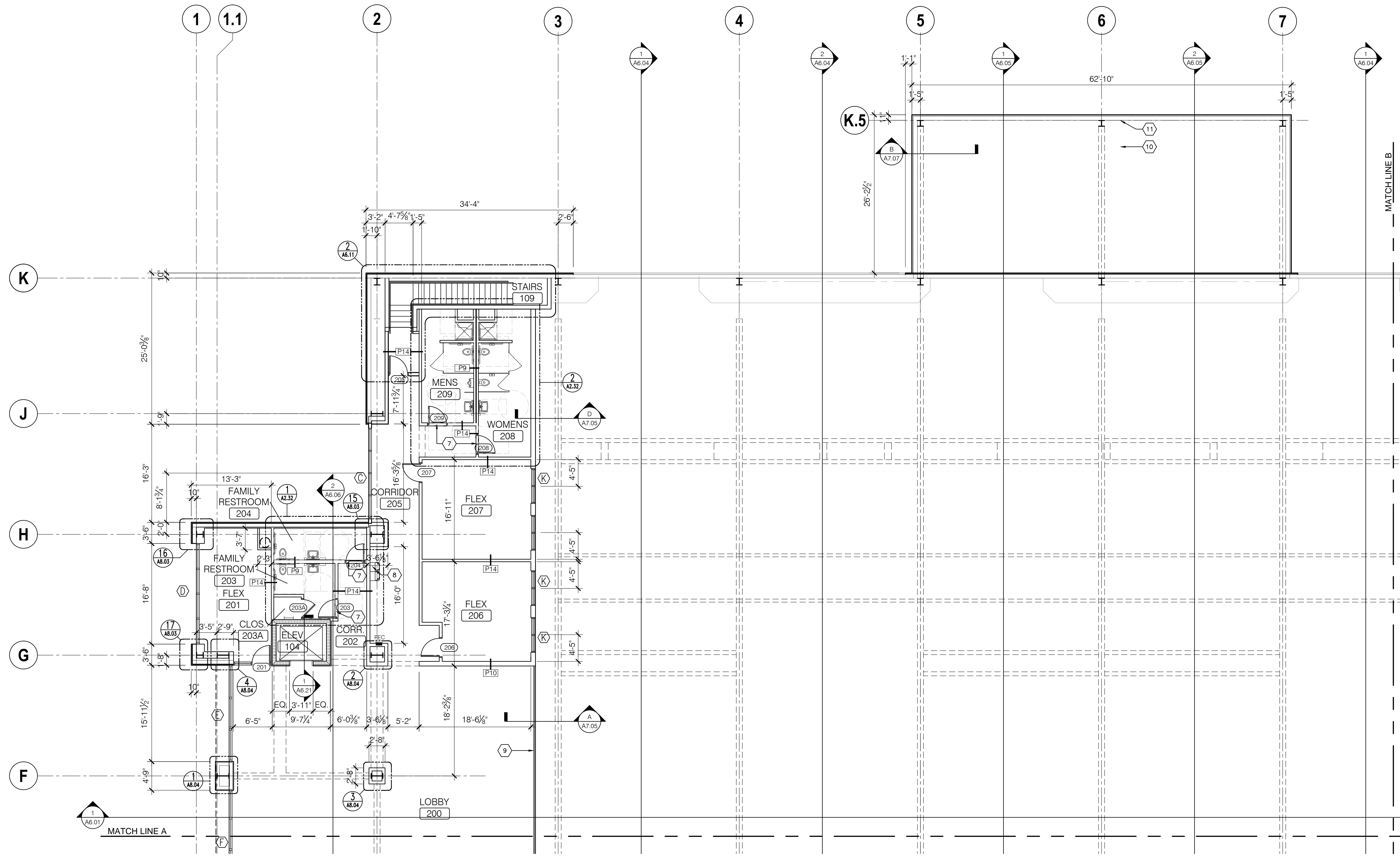
drawn by: \_\_\_\_\_  
 checked by: \_\_\_\_\_

**GROUND FLOOR PLAN  
 QUADRANT D**

A2.14

sheet of 000

NOT FOR CONSTRUCTION



**MEZZANINE FLOOR PLAN - QUADRANT A**  
 1/8" Scale: 1/8" = 1'-0"

- GENERAL NOTES - PLAN**
- ALL DIMENSIONS ARE TO THE FACE OF CMU OR METAL STUD UNLESS NOTED OTHERWISE.
  - INTERIOR DOORS ARE TO BE A MINIMUM OF 4" FROM ADJACENT WALLS AS SHOWN ON PLAN.
  - GYPSUM WALL BOARD CONTROL JOINTS TO BE 30'-0" MAX O.C. AND AT DOOR JAMBS FROM HEAD TO TERMINATION OF GYPSUM WALLBOARD.
- SYMBOL LEGEND**
- |  |  |
|--|--|
|  | DETAIL NUMBER<br>DETAIL NAME   |
|  | DETAIL REFERENCE   |
|  | SHEET NUMBER   |
|  | BUILDING SECTION REFERENCE   |
|  | WALL SECTION REFERENCE   |
|  | EXTERIOR ELEVATION REFERENCE   |
|  | INTERIOR ELEVATION REFERENCE   |
|  | DETAIL NUMBER<br>DETAIL NAME<br>DETAIL REFERENCE<br>DETAIL SCALE<br>SHEET NUMBER |
- 8" CMU WALL - T.O.M. 10'-0" A.F.F. UNLESS NOTED OTHERWISE
- PC - PRECAST CONCRETE WALL PANEL - SEE SPECS  
 TI - TEXTURED AND INSULATED WALL PANEL BY OTHERS
- 101 - DOOR TYPES, SEE SHEET A9.21 FOR DOOR SCHEDULE  
 A1 - PARTITION TYPE - SEE AX XX FOR PARTITION TYPES  
 X - LOUVER TYPE - SEE SHEET A9.31 FOR LOUVER TYPES  
 1 - STOREFRONT/WINDOW TYPES - SEE A9.XX
- 1 - KEYNOTES  
 DS / CSB - DOWNSPOUT TO CONCRETE SPLASH BLOCK  
 DS - PRE-FINISHED METAL DOWNSPOUT TO SPLASH BLOCK BY OTHERS  
 CSB - CONCRETE SPLASH BLOCK BY OTHERS  
 REC - SEMI RECESSED FIRE EXTINGUISHER AND CABINET  
 FE - FIRE EXTINGUISHER ON WALL HOOK

- SYMBOL LEGEND**
- |  |                              |
|--|------------------------------|
|  | DETAIL NUMBER<br>DETAIL NAME |
|  | DETAIL REFERENCE             |
|  | DETAIL SCALE<br>SHEET NUMBER |

- KEY NOTE LEGEND**
- 1 ATHLETIC FLOORING - OWNER FURNISHED AND OWNER INSTALLED
  - 2 BASKETBALL BACKBOARD AND GOAL - OWNER FURNISHED AND OWNER INSTALLED
  - 3 GYP. BD. ON METAL STUD COLUMN COVER AS DETAILS
  - 4 PEDESTAL MOUNTED AUTOMATIC DOOR ACTIVATION BUTTON
  - 5 JAMB MOUNTED AUTOMATIC DOOR ACTIVATION BUTTON
  - 6 METAL THRESHOLD AS DETAILS
  - 7 MARBLE THRESHOLD AS DETAILED
  - 8 DOUBLE HI-LOW ELECTRIC WATER COOLERS
  - 9 STEEL TUBE GUARDRAIL BY OTHERS
  - 10 ROOF HATCH ABOVE
  - 11 ALUMINUM LADDER WITH SAFETY CAGE

**NOT FOR CONSTRUCTION**

GODWYN MILLS | CAWOOD

2660 EastChase Lane, Suite 200 | Montgomery, AL 36117  
 Tel: 334.271.3200 | GMCNETWORK.COM

**ISSUE DATE**

95% CONSTR. SET   05/27/2016	
95% GEN. WORKS   06/27/2016	

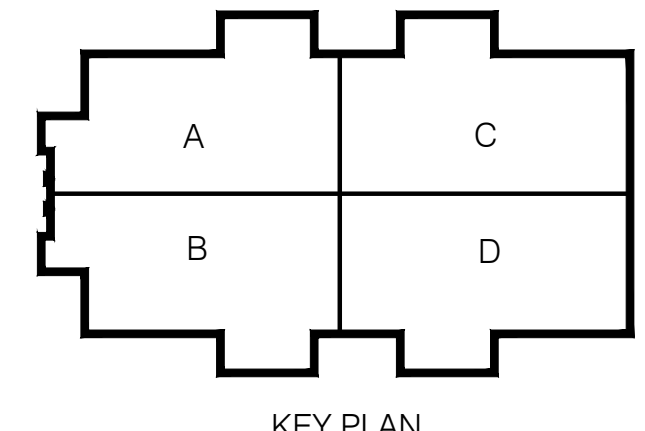
**drawn by:** \_\_\_\_\_  
**checked by:** \_\_\_\_\_

**AMGM150099**

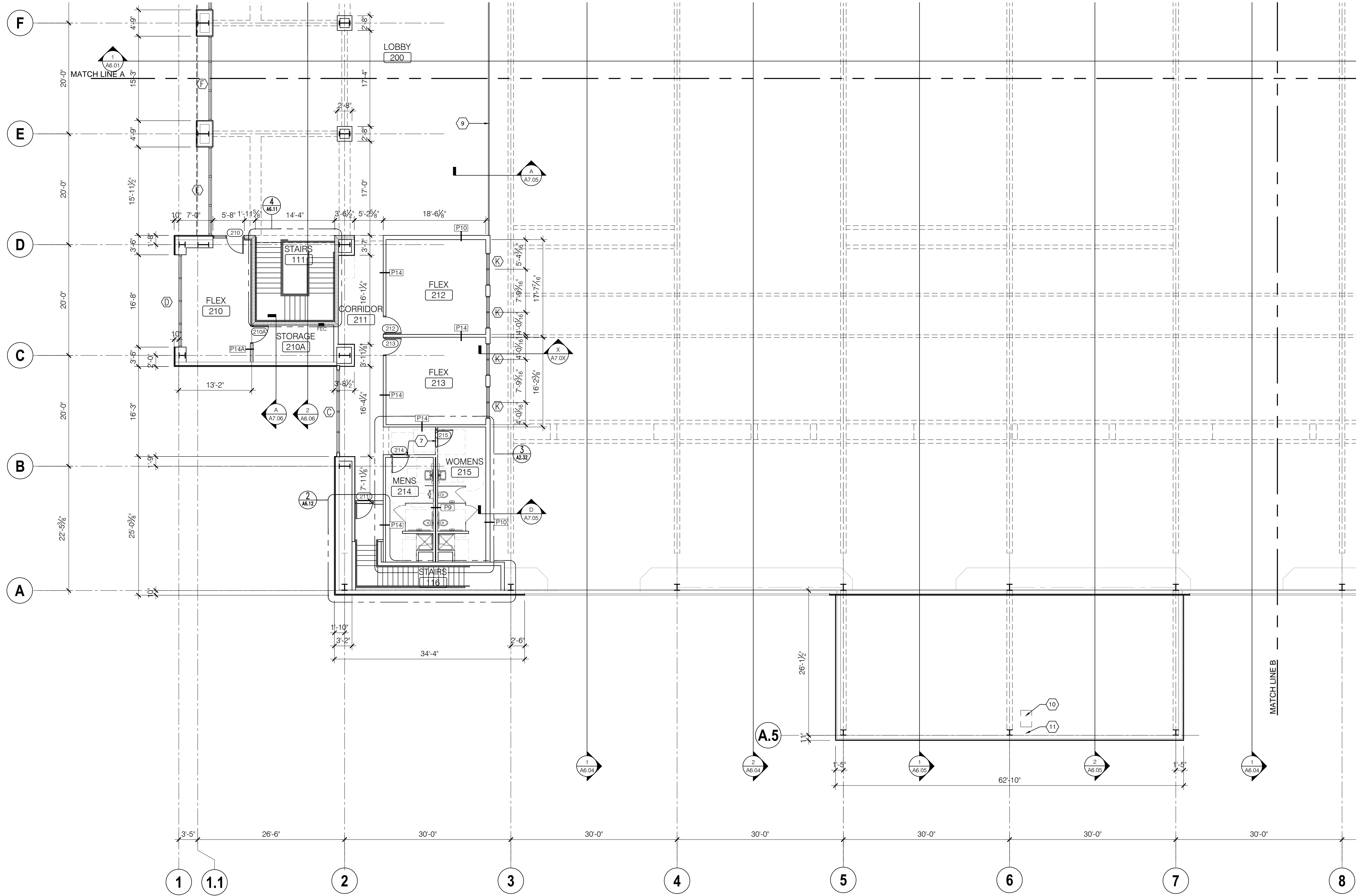
STATE OF ALABAMA  
 REGISTERED PROFESSIONAL ARCHITECT  
 No. 12345  
 EXPIRES 12/31/2020

**MEZZANINE FLOOR PLAN  
 QUADRANT A**

**A2.21**  
 SHEET **01** OF **000**



NOT FOR CONSTRUCTION



**MEZZANINE FLOOR PLAN - QUADRANT B**  
 A2.22 Scale: 1/8" = 1'-0"

**GENERAL NOTES - PLAN**

- ALL DIMENSIONS ARE TO THE FACE OF CMU OR METAL STUD UNLESS NOTED OTHERWISE.
- INTERIOR DOORS ARE TO BE A MINIMUM OF 4" FROM ADJACENT WALLS AS SHOWN ON PLAN.
- GYPSUM WALL BOARD CONTROL JOINTS TO BE 30'-0" MAX O.C. AND AT DOOR JAMBS FROM HEAD TO TERMINATION OF GYPSUM WALLBOARD.

**SYMBOL LEGEND**

- DETAIL NUMBER
- DETAIL REFERENCE
- SHEET NUMBER
- BUILDING SECTION REFERENCE
- WALL SECTION REFERENCE
- EXTERIOR ELEVATION REFERENCE
- INTERIOR ELEVATION REFERENCE
- DETAIL NUMBER
- DETAIL NAME
- DETAIL REFERENCE
- DETAIL SCALE
- SHEET NUMBER
- 8" CMU WALL - T.O.M. 10'-0" A.F.F. UNLESS NOTED OTHERWISE
- PRECAST CONCRETE WALL PANEL - SEE SPECS
- TEXTURED AND INSULATED WALL PANEL BY OTHERS
- DOOR TYPES, SEE SHEET A9.21 FOR DOOR SCHEDULE
- PARTITION TYPE - SEE AX XX FOR PARTITION TYPES
- LOUVER TYPE - SEE SHEET A9.31 FOR LOUVER TYPES
- STOREFRONT/WINDOW TYPES - SEE A9.XX
- KEYNOTES
- DS/CSB DOWNSPOUT TO CONCRETE SPLASH BLOCK
- DS PRE-FINISHED METAL DOWNSPOUT TO SPLASH BLOCK BY OTHERS
- CSB CONCRETE SPLASH BLOCK BY OTHERS
- FE SEMI RECESSED FIRE EXTINGUISHER AND CABINET
- FE FIRE EXTINGUISHER ON WALL HOOK

**SYMBOL LEGEND**

- DETAIL NUMBER
- DETAIL NAME
- DETAIL REFERENCE
- DETAIL SCALE
- SHEET NUMBER

- KEY NOTE LEGEND**
- ATHLETIC FLOORING - OWNER FURNISHED AND OWNER INSTALLED
  - BASKETBALL BACKBOARD AND GOAL - OWNER FURNISHED AND OWNER INSTALLED
  - GYP. BD. ON METAL STUD COLUMN COVER AS DETAILS
  - PEDESTAL MOUNTED AUTOMATIC DOOR ACTIVATION BUTTON
  - JAMB MOUNTED AUTOMATIC DOOR ACTIVATION BUTTON
  - METAL THRESHOLD AS DETAILS
  - MARBLE THRESHOLD AS DETAILS
  - DOUBLE HI-LOW ELECTRIC WATER COOLERS
  - STEEL TUBE GUARDRAIL BY OTHERS
  - ROOF HATCH ABOVE
  - ALUMINUM LADDER WITH SAFETY CAGE

**NOT FOR CONSTRUCTION**

GOODWYN MILLS | CAWOOD

2660 EastChase Lane, Suite 200 | Montgomery, AL 36117  
Tel 334.271.3200 | GMCNETWORK.COM

ISSUE DATE	DESCRIPTION
05/27/2016	50% CONSTR SET
06/27/2016	95% GEN WORKS

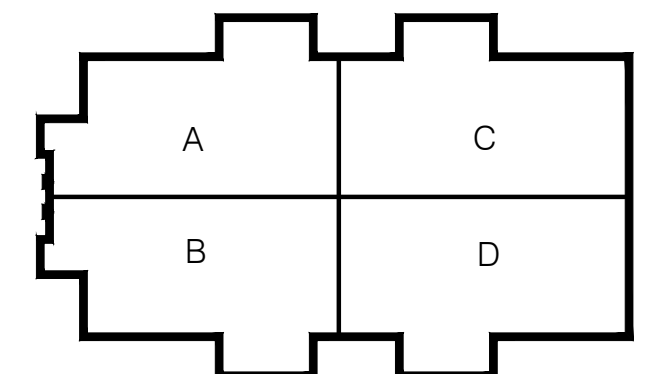
**FOLEY EVENT CENTER**  
**GENERAL WORKS PACKAGE**  
 Foley, Alabama  
 AMGM150099

drawn by: \_\_\_\_\_  
 checked by: \_\_\_\_\_

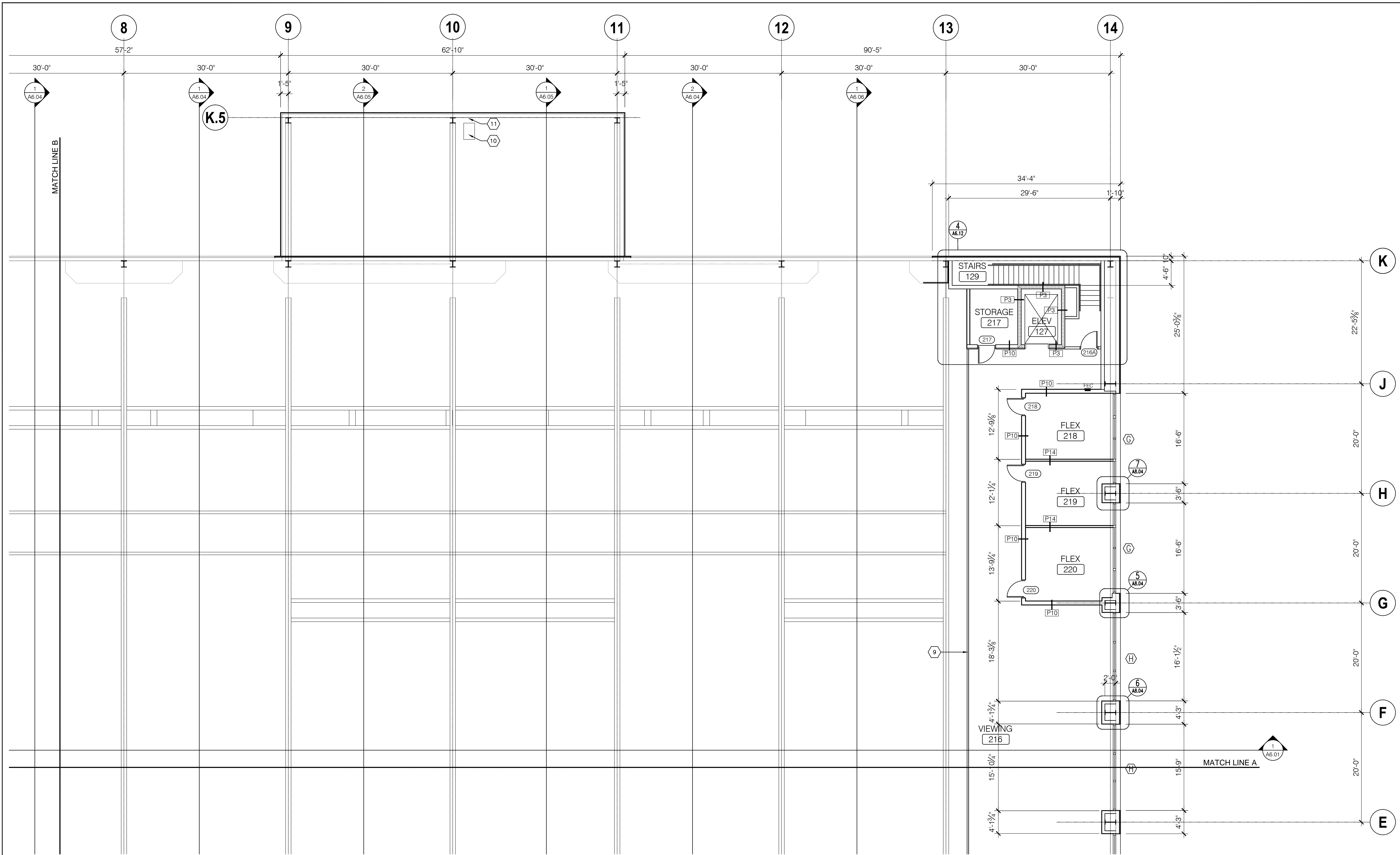
STATE OF ALABAMA  
 REGISTERED ARCHITECT  
 A2.22  
 REG. NO. 12,800, R.  
 REC. DATED 06/27/2016

**MEZZANINE FLOOR PLAN**  
**QUADRANT B**

**A2.22**  
 SHEET OF GOOD



NOT FOR CONSTRUCTION



**MEZZANINE FLOOR PLAN - QUADRANT C**  
 A2.23 SCALE: 1/8" = 1'-0"

- GENERAL NOTES: - PLAN**
- ALL DIMENSIONS ARE TO THE FACE OF CMU OR METAL STUD UNLESS NOTED OTHERWISE.
  - INTERIOR DOORS ARE TO BE A MINIMUM OF 4" FROM ADJACENT WALLS AS SHOWN ON PLAN.
  - GYPSUM WALL BOARD CONTROL JOINTS TO BE 30'-0" MAX O.C. AND AT DOOR JAMBS FROM HEAD TO TERMINATION OF GYPSUM WALLBOARD.
- SYMBOL LEGEND**
- (DETAIL NUMBER) (DETAIL REFERENCE) (SHEET NUMBER)
  - (BUILDING SECTION REFERENCE)
  - (WALL SECTION REFERENCE)
  - (EXTERIOR ELEVATION REFERENCE)
  - (INTERIOR ELEVATION REFERENCE)
  - (DETAIL NUMBER) (DETAIL NAME) (DETAIL REFERENCE) (DETAIL SCALE) (SHEET NUMBER)
  - (8" CMU WALL - T.O.M. 10'-0" A.F.F. UNLESS NOTED OTHERWISE)
  - (PRECAST CONCRETE WALL PANEL - SEE SPECS)
  - (TEXTURED AND INSULATED WALL PANEL BY OTHERS)
  - (101) DOOR TYPES, SEE SHEET A9.21 FOR DOOR SCHEDULE
  - (AT) PARTITION TYPE - SEE AX XX FOR PARTITION TYPES
  - (X) LOUVER TYPE - SEE SHEET A9.31 FOR LOUVER TYPES
  - (1) STOREFRONT/WINDOW TYPES - SEE A9.XX
  - (KEYNOTES)
  - (DS/CSB) DOWNSPOUT TO CONCRETE SPLASH BLOCK
  - (DS) PRE-FINISHED METAL DOWNSPOUT TO SPLASH BLOCK BY OTHERS
  - (CSB) CONCRETE SPLASH BLOCK BY OTHERS
  - (FEC) SEMI RECESSED FIRE EXTINGUISHER AND CABINET
  - (FE) FIRE EXTINGUISHER ON WALL HOOK
- SYMBOL LEGEND**
- (DETAIL NUMBER) (DETAIL NAME) (DETAIL REFERENCE) (DETAIL SCALE) (SHEET NUMBER)

- KEY NOTE LEGEND**
- ATHLETIC FLOORING - OWNER FURNISHED AND OWNER INSTALLED
  - BASKETBALL BACKBOARD AND GOAL - OWNER FURNISHED AND OWNER INSTALLED
  - GYP. BD. ON METAL STUD COLUMN COVER AS DETAILS
  - PEDESTAL MOUNTED AUTOMATIC DOOR ACTIVATION BUTTON
  - JAMB MOUNTED AUTOMATIC DOOR ACTIVATION BUTTON
  - METAL THRESHOLD AS DETAILS
  - MARBLE THRESHOLD AS DETAILED
  - DOUBLE HI-LOW ELECTRIC WATER COOLERS
  - STEEL TUBE GUARDRAIL BY OTHERS
  - ROOF HATCH ABOVE
  - ALUMINUM LADDER WITH SAFETY CAGE

**NOT FOR CONSTRUCTION**

**GOODWYN MILLS | CAWOOD**

2660 EastChase Lane, Suite 200 | Montgomery, AL 36117  
 Tel 334.271.3200 | GMCNETWORK.COM

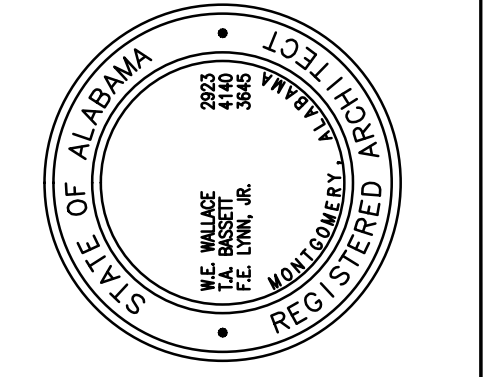
**ISSUE DATE**

50% CONSTR. SET	05/27/2016
95% GEN. WORKS	06/27/2016

drawn by: \_\_\_\_\_  
 checked by: \_\_\_\_\_

**FOLEY EVENT CENTER**  
**GENERAL WORKS PACKAGE**  
 Foley, Alabama

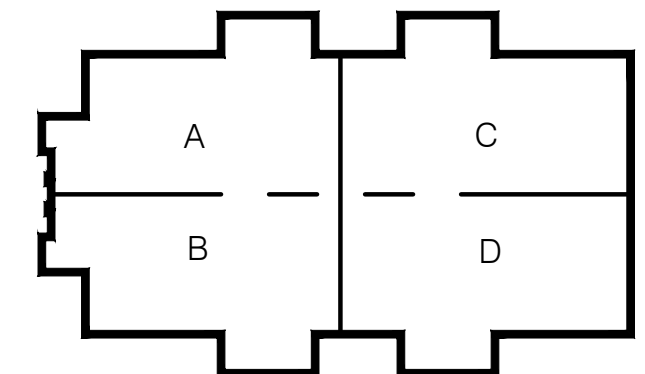
AMGM150099



**MEZZANINE FLOOR PLAN**  
**QUADRANT C**

**A2.23**  
 sheet of 000

NOT FOR CONSTRUCTION





**MEZZANINE FLOOR PLAN - QUADRANT D**  
 SCALE: 1/8" = 1'-0"

**GENERAL NOTES: - PLAN**

- ALL DIMENSIONS ARE TO THE FACE OF CMU OR METAL STUD UNLESS NOTED OTHERWISE.
- INTERIOR DOORS ARE TO BE A MINIMUM OF 4" FROM ADJACENT WALLS AS SHOWN ON PLAN.
- GYPSUM WALL BOARD CONTROL JOINTS TO BE 30"-0" MAX O.C. AND AT DOOR JAMBS FROM HEAD TO TERMINATION OF GYPSUM WALLBOARD.

**SYMBOL LEGEND**

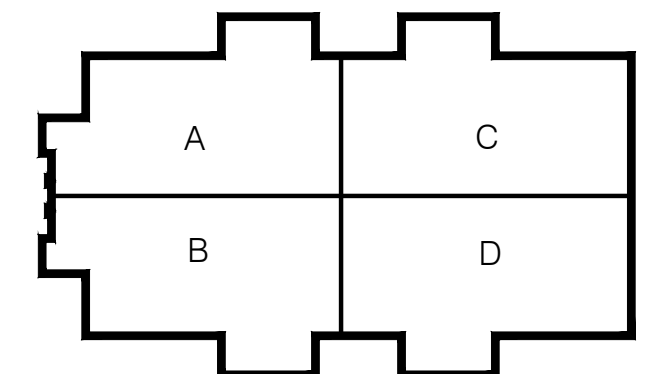
	DETAIL NUMBER
	DETAIL REFERENCE
	SHEET NUMBER
	BUILDING SECTION REFERENCE
	WALL SECTION REFERENCE
	EXTERIOR ELEVATION REFERENCE
	INTERIOR ELEVATION REFERENCE
	DETAIL NUMBER
	DETAIL NAME
	DETAIL REFERENCE
	DETAIL SCALE
	SHEET NUMBER

**KEY NOTE LEGEND**

	ATHLETIC FLOORING - OWNER FURNISHED AND OWNER INSTALLED
	BASKETBALL BACKBOARD AND GOAL - OWNER FURNISHED AND OWNER INSTALLED
	GYP. BD. ON METAL STUD COLUMN COVER AS DETAILS
	PEDESTAL MOUNTED AUTOMATIC DOOR ACTIVATION BUTTON
	JAMB MOUNTED AUTOMATIC DOOR ACTIVATION BUTTON
	METAL THRESHOLD AS DETAILS
	MARBLE THRESHOLD AS DETAILED
	DOUBLE HILL-LOW ELECTRIC WATER COOLERS
	LOCATION FOR FUTURE WALK IN COOLER BY OWNER
	MOP SINK - SEE PLUMBING

**SYMBOL LEGEND**

	DETAIL NUMBER
	DETAIL NAME
	DETAIL REFERENCE
	DETAIL SCALE
	SHEET NUMBER



**NOT FOR CONSTRUCTION**

GOODWYN MILLS | CAWOOD

2660 EastChase Lane, Suite 200 | Montgomery, AL 36117  
 Tel 334.271.3200 | GMCNETWORK.COM

**FOLEY EVENT CENTER**  
 GENERAL WORKS PACKAGE  
 Foley, Alabama

AMGM150099

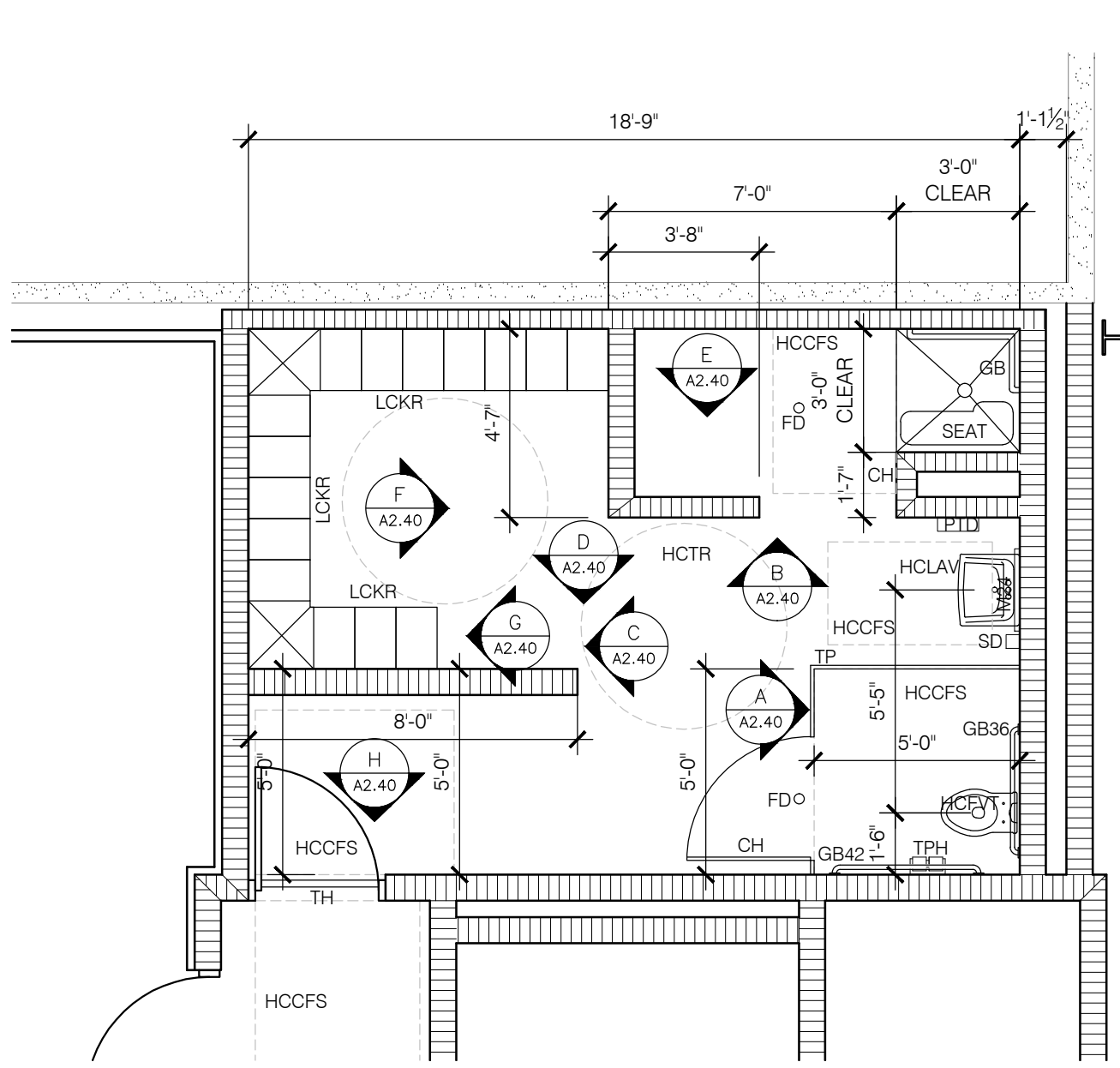
STATE OF ALABAMA  
 REGISTERED ARCHITECT  
 2022  
 12,000  
 REG. NO. 150099

**MEZZANINE FLOOR PLAN**  
**QUADRANT D**

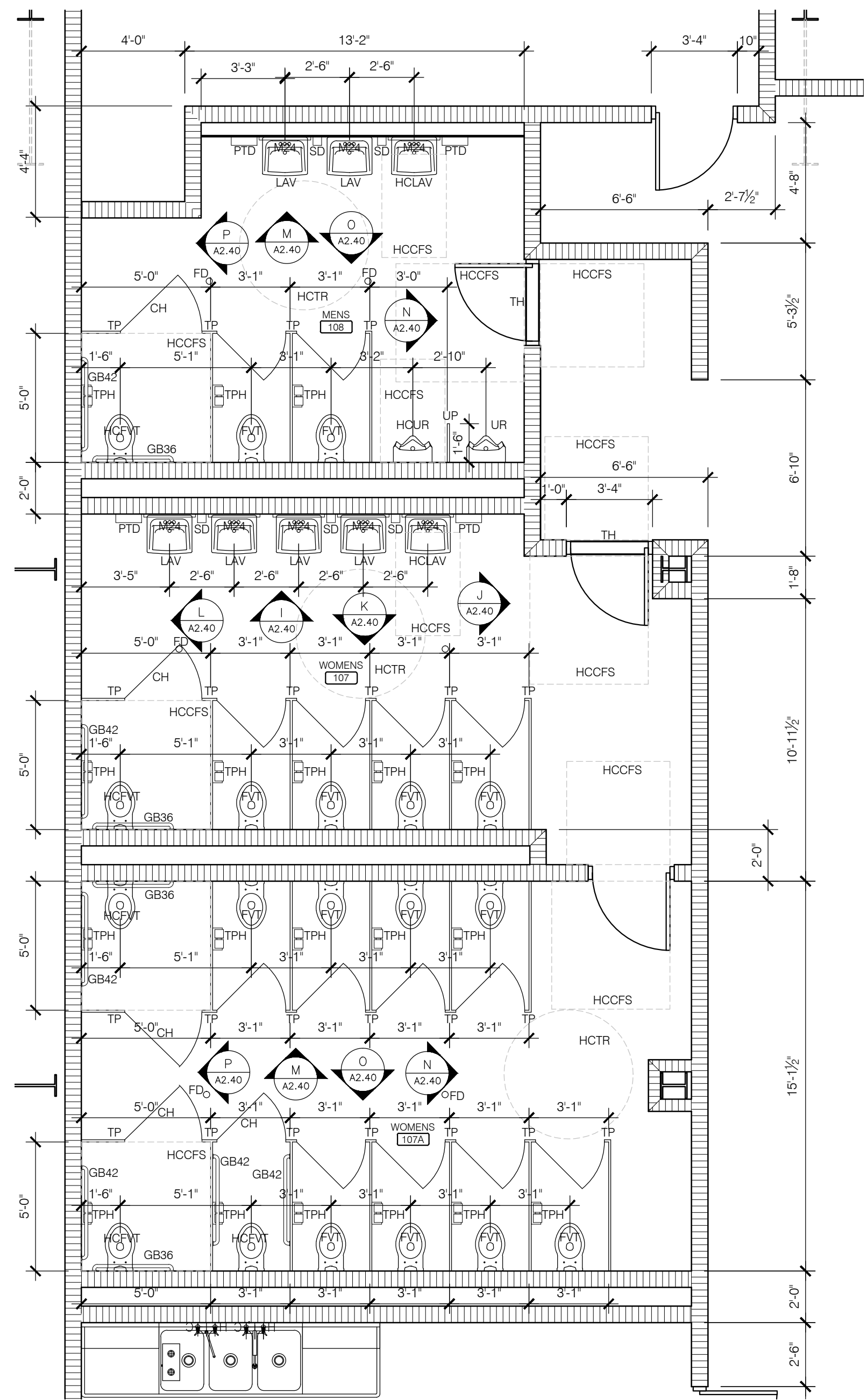
**A2.24**  
 SHEET OF 000

ISSUE DATE	ISSUE DESCRIPTION	DRAWN BY	CHECKED BY
05-27-2016	50% CONSTR. SET		
06-27-2016	95% GEN. WORKS		

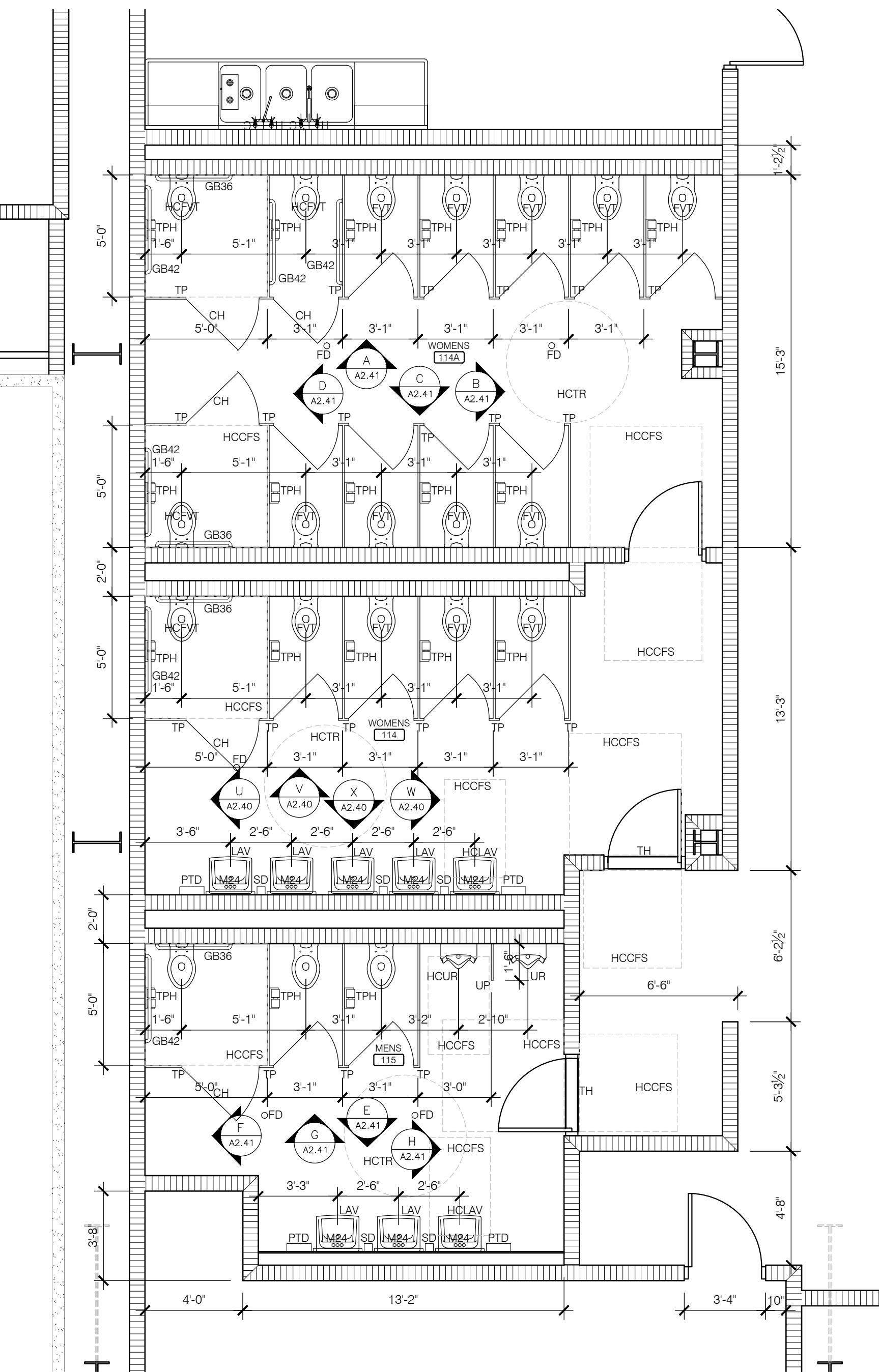
NOT FOR CONSTRUCTION



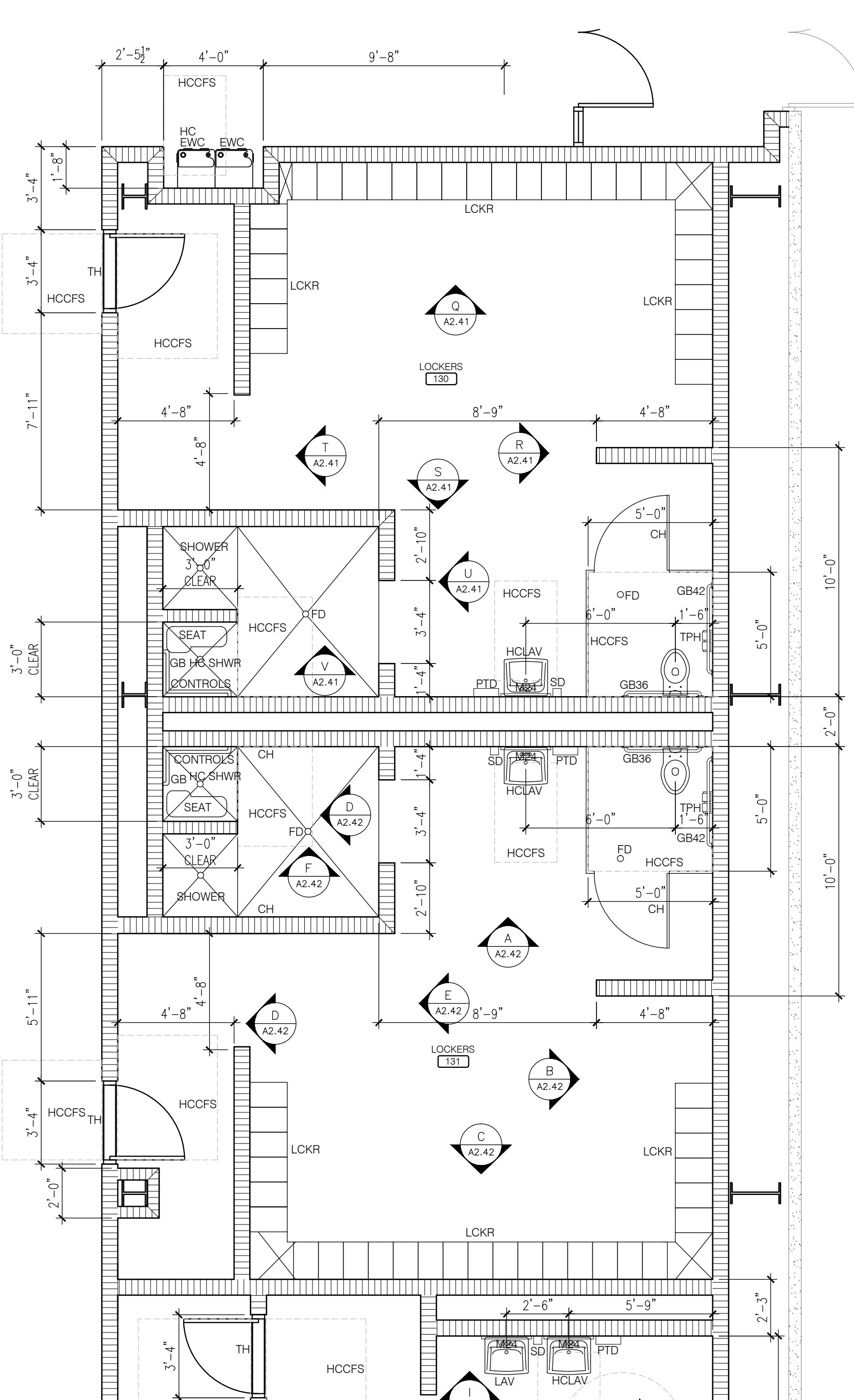
**1 REFEREES RM 105**  
A2.31 SCALE: 1/4" = 1'-0"



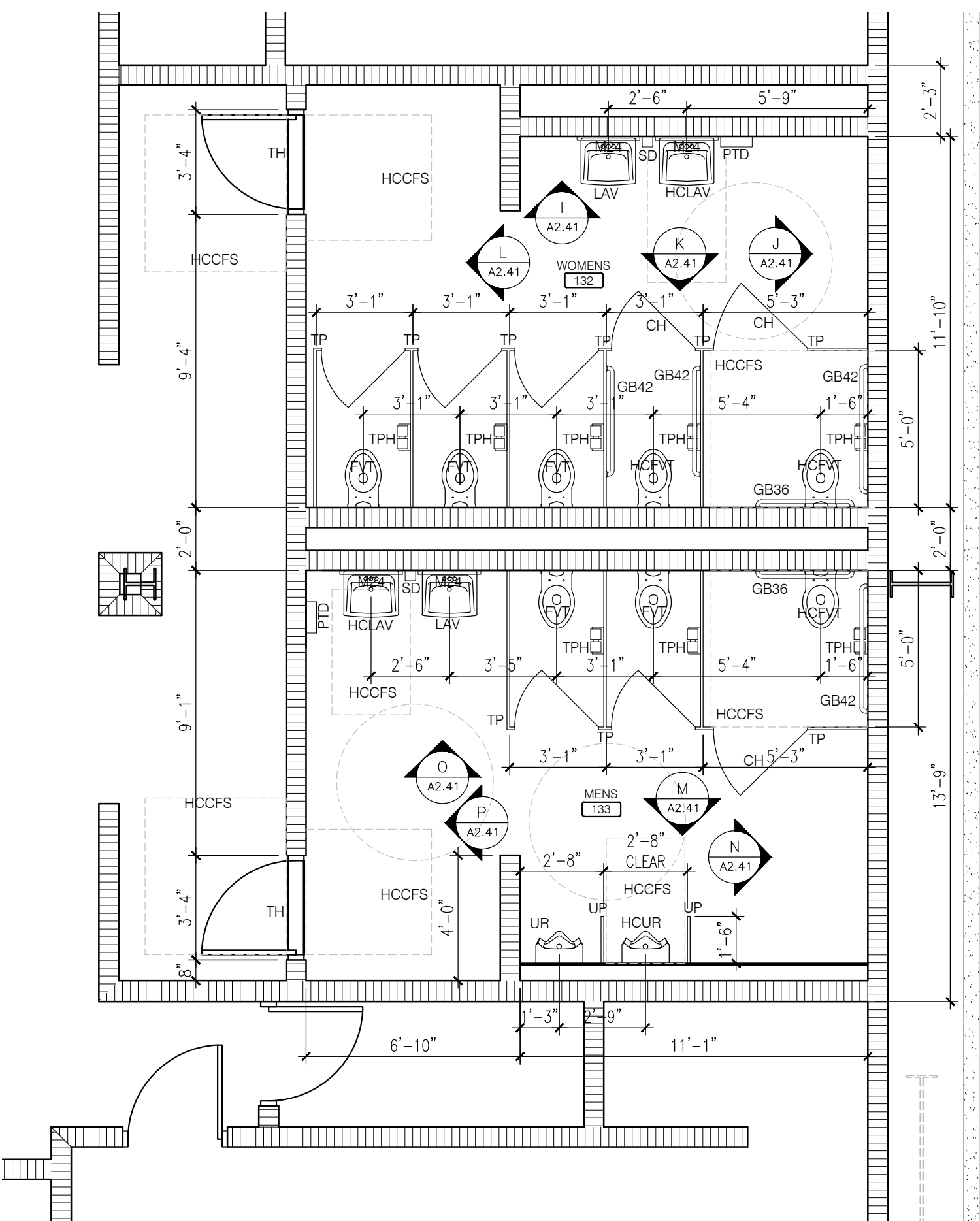
**2 MENS RESTROOM 108 AND WOMENS RESTROOMS 107 & 107A**  
A2.31 SCALE: 1/4" = 1'-0"



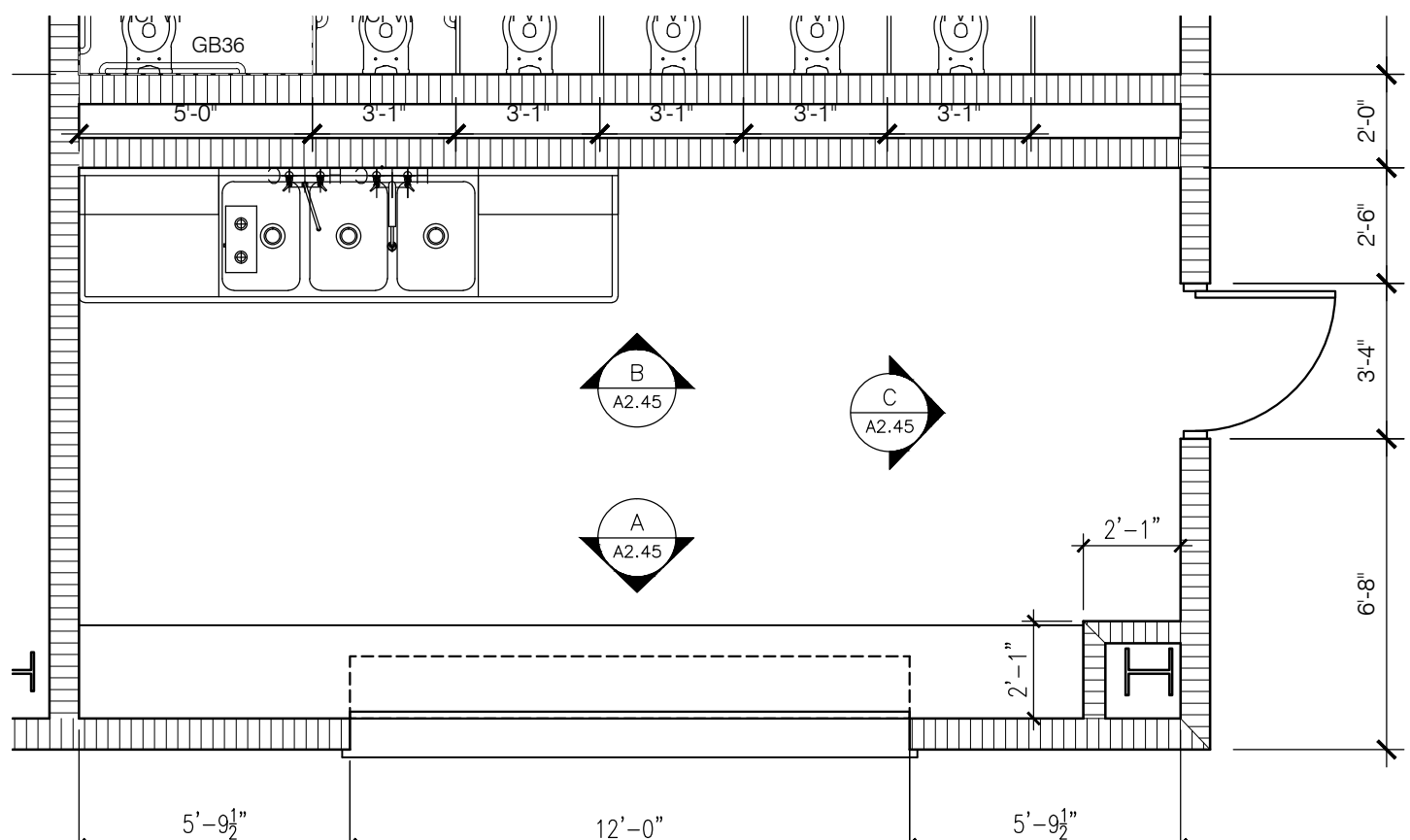
**3 MENS RESTROOM 115 AND WOMENS RESTROOMS 114 & 114A**  
A2.31 SCALE: 1/4" = 1'-0"



**4 LOCKER ROOMS 130 AND 131**  
A2.31 SCALE: 1/4" = 1'-0"



**5 MENS RESTROOM 133 AND WOMENS RESTROOM 132**  
A2.31 SCALE: 1/4" = 1'-0"



**6 CONCESSIONS RM 106**  
A2.31 SCALE: 1/4" = 1'-0"

**GENERAL NOTES - TOILET ACCESS**


- ACCESSIBLE TOILET ROOMS MUST HAVE FIXTURE HEIGHTS, GRAB BARS, I.D. SIGNAGE AND ACCESSORIES TO MEET ALL APPLICABLE CODES AND ACCESSIBILITY STANDARDS, BUT NOT LIMITED TO THOSE SHOWN ON THIS SHEET.
- TOILET PARTITION STALL DOORS MUST BE OPERABLE FROM BOTH SIDES WITHOUT A KEY SPECIAL KNOWLEDGE OR EFFORT.
- I.D. SIGNAGE LETTERS AND NUMERALS SHALL BE RAISED, UPPER CASE AND BRAILLE. THE CHARACTERS SHALL CONTRAST WITH THEIR BACKGROUND. MOUNTING HEIGHT SHALL BE 60" ABOVE FINISH FLOOR TO THE CENTERLINE OF THE SIGN.
- PROVIDE BLOCKING IN WALLS FOR ALL ACCESSORIES INCLUDING LAVS, W.C.S AND GRAB BARS TO MEET ALL APPLICABLE CODES AND ACCESSIBILITY STANDARDS. METAL BACKING IS ACCEPTABLE.

**TOILET ROOM ACCESSORIES**

ITEM	ITEM NAME
BCS	BABY CHANGING STATION
CH	COAT HOOK
EWC	ELECTRONIC WATER COOLER
FD	FLOOR DRAIN
FVT	FLUSH VALVE TOILET - WALL MOUNTED
GB36	GRAB BAR 36"
GB42	GRAB BAR 42"
HCCFS	HANDI-CAPPED CLEAR FLOOR SPACE
HCTR	HANDI-CAPPED TURN RADIUS
LAV	LAVATORY - WALL HUNG
LCKR	LOCKERS
M24	40X24" MIRROR W/ STAINLESS STEEL CHANNEL FRAME
MBR	MOP AND BROOM RACK - WALL MOUNTED
MS	MOP SINK
PTD	PAPER TOWEL DISPENSER
SC	SHOWER CURTAIN ROD
SD	SOAP DISPENSER
TH	THRESH HOLD
TP	TOILET PARTITION - SEE SPECS
TPH	TOILET PAPER HOLDER
UP	URINAL PARTITION
UR	URINAL - WALL HUNG

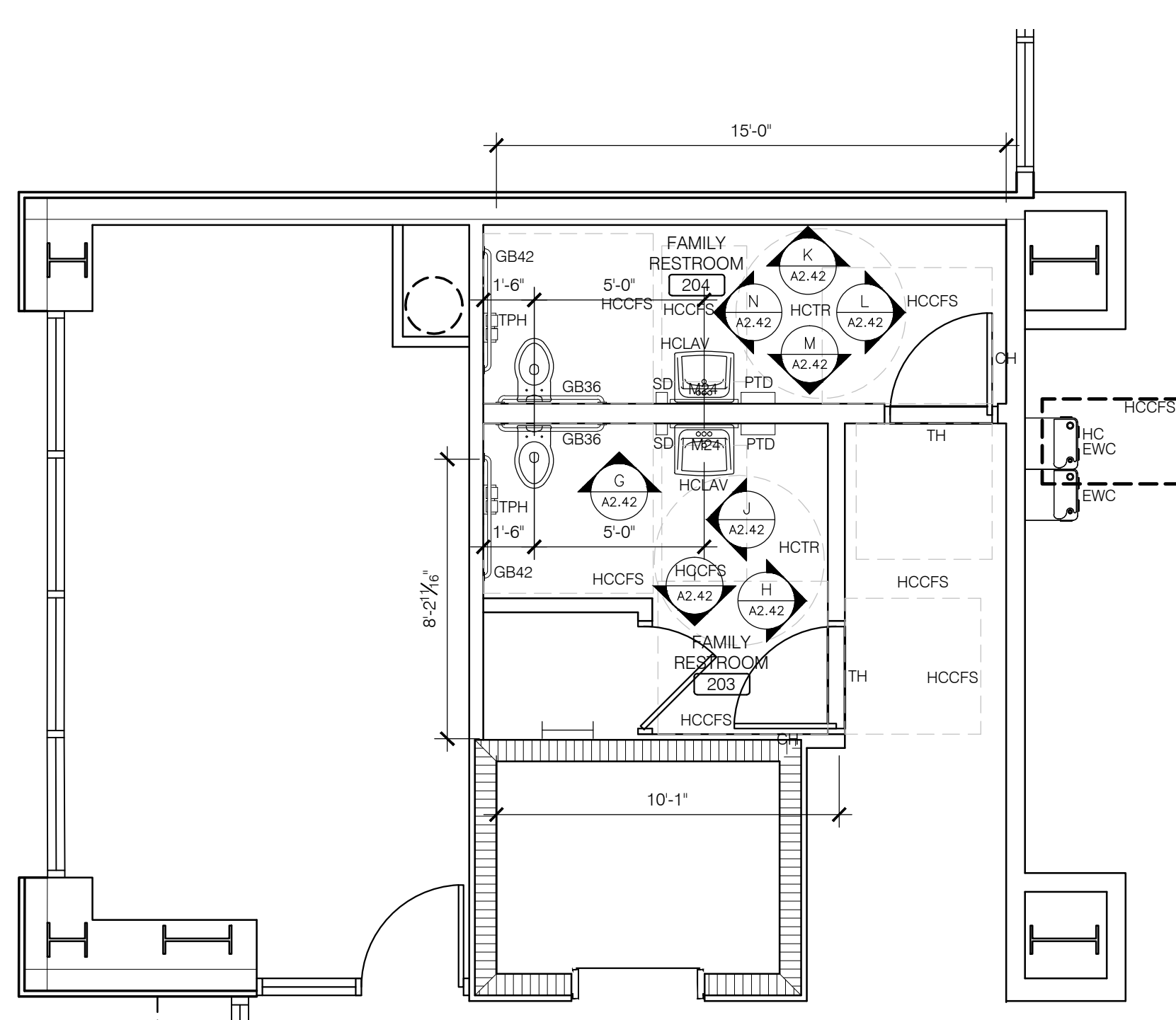
ISSUE DATE	DESCRIPTION
05/27/2016	50% CONSTR SET
06/27/2016	95% GEN WORKS

**FOLEY EVENT CENTER**  
GENERAL WORKS PACKAGE  
Foley, Alabama  
AMGM150099

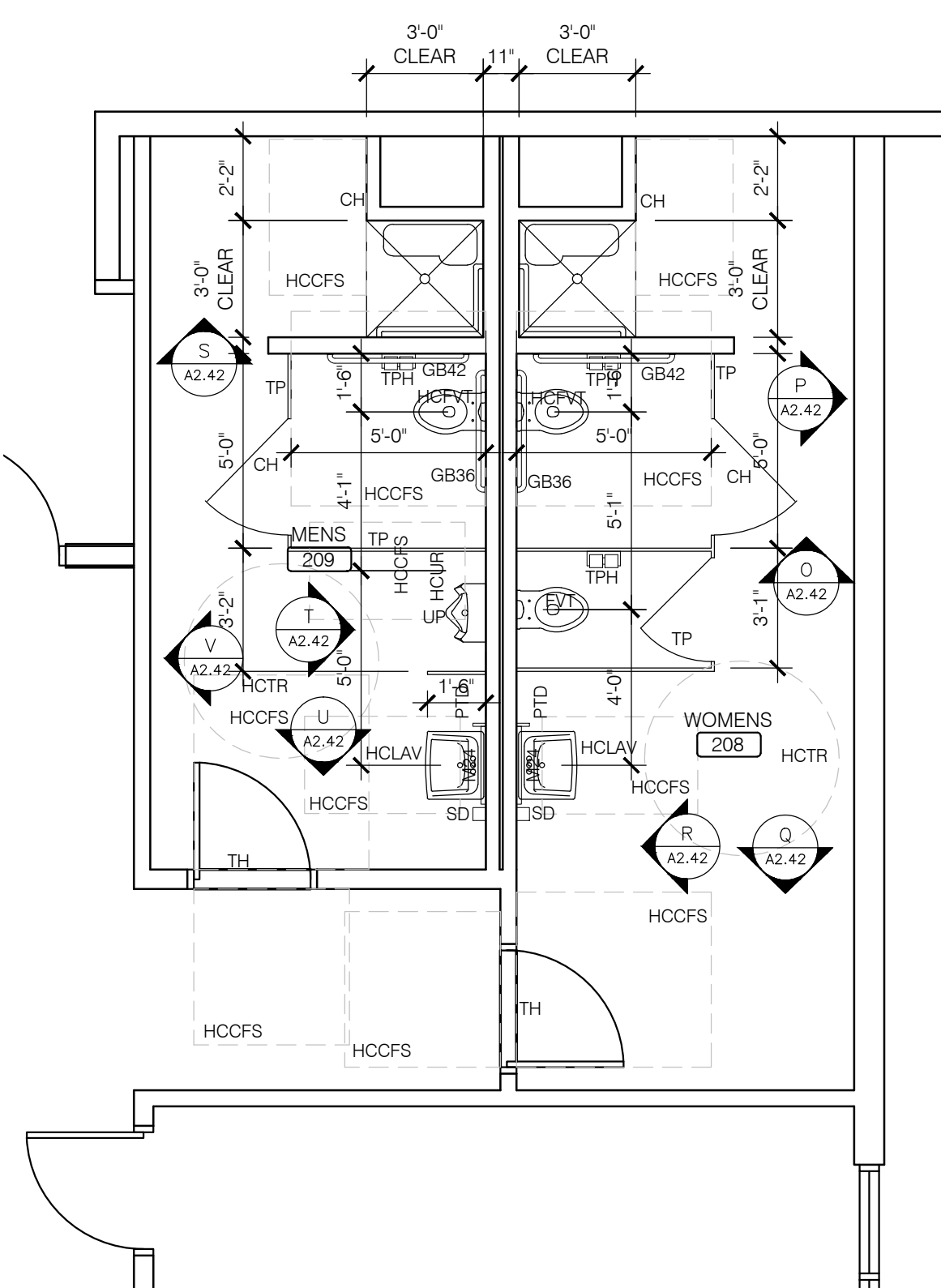


**LARGE SCALE RESTROOM PLANS**  
A2.31  
SHEET 01 OF 000

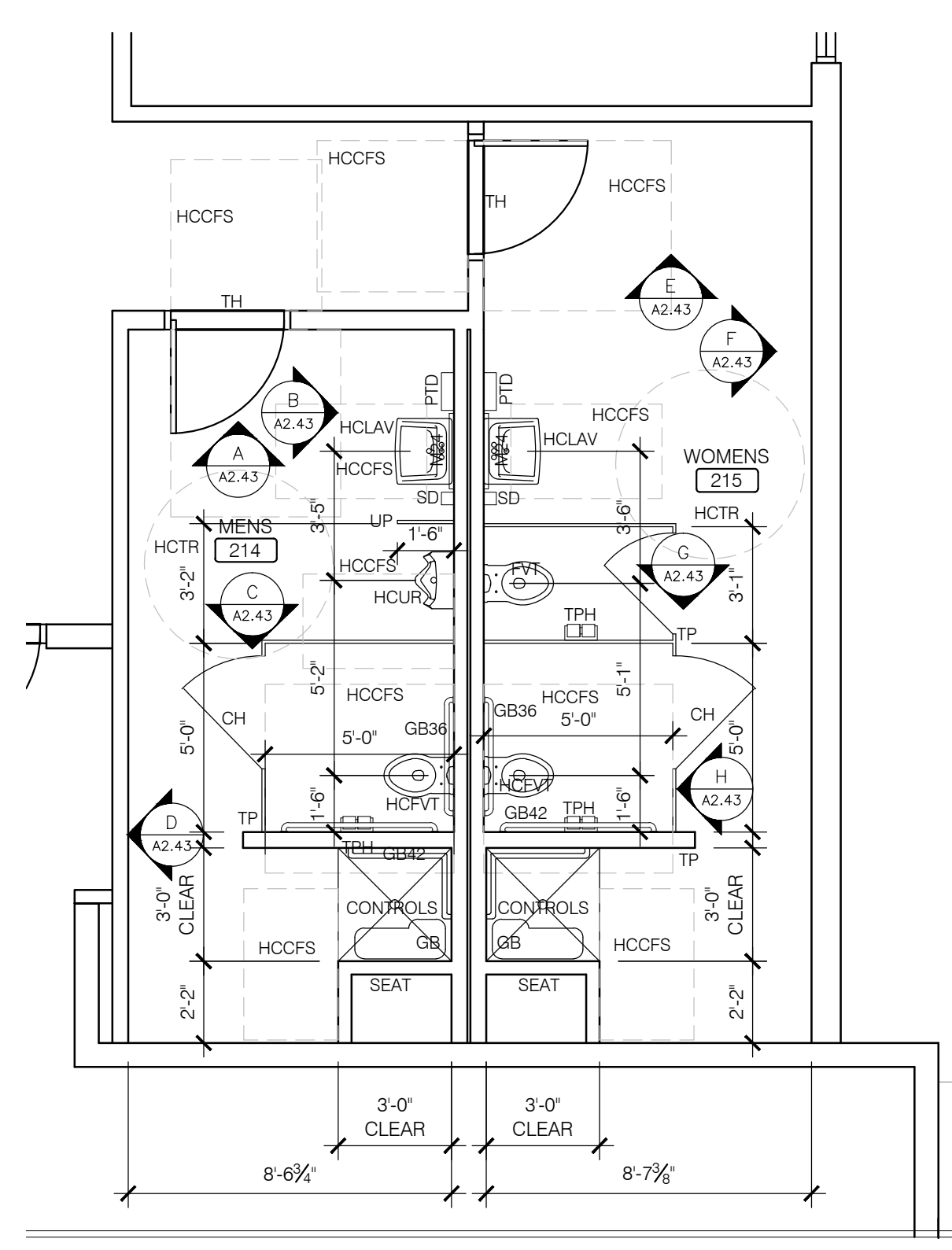
NOT FOR CONSTRUCTION



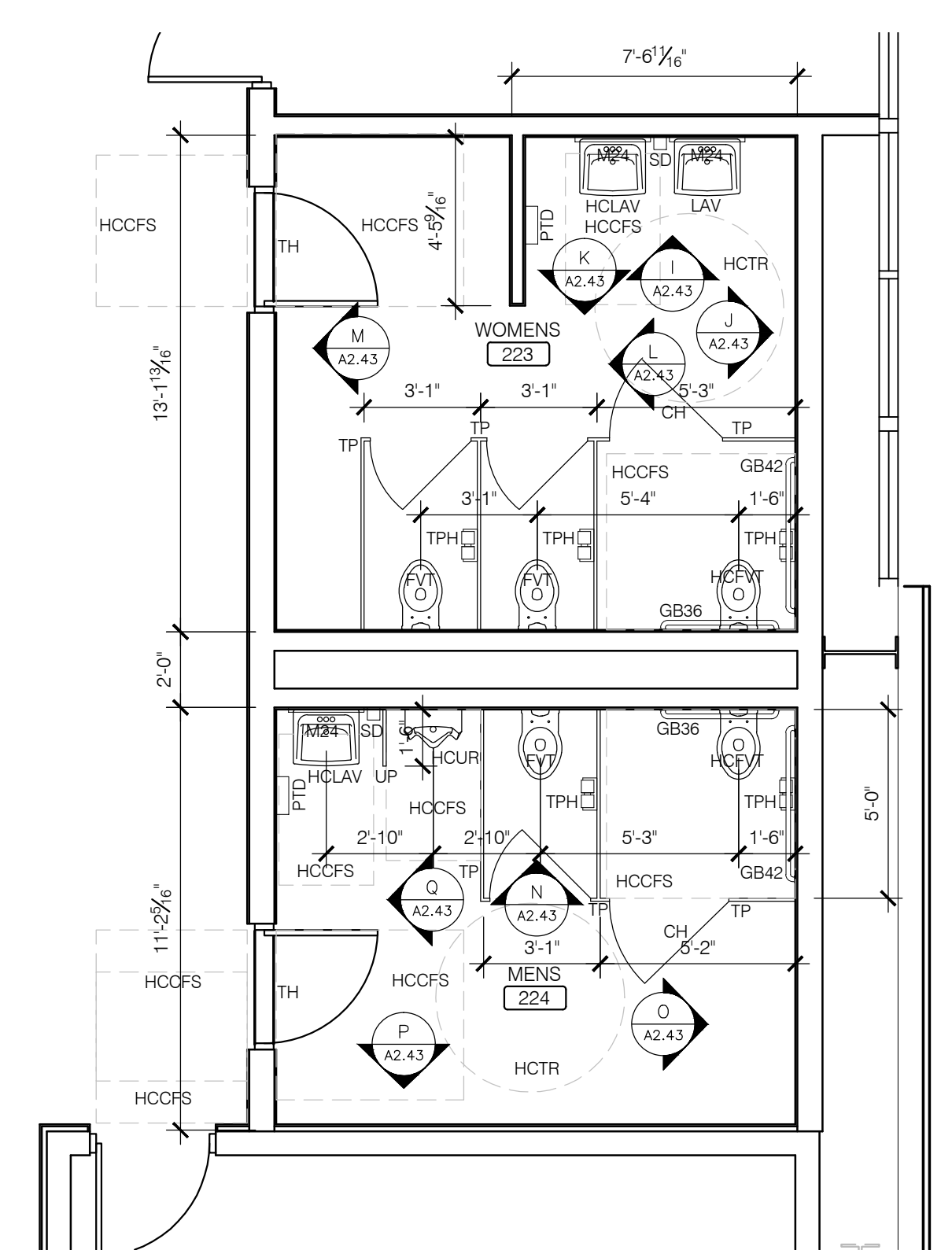
1 FAMILY RESTROOMS 203 AND 204  
SCALE: 1/4" = 1'-0"



2 WOMENS 208 AND MENS 209  
SCALE: 1/4" = 1'-0"



3 MENS 214 AND WOMENS 215  
SCALE: 1/4" = 1'-0"



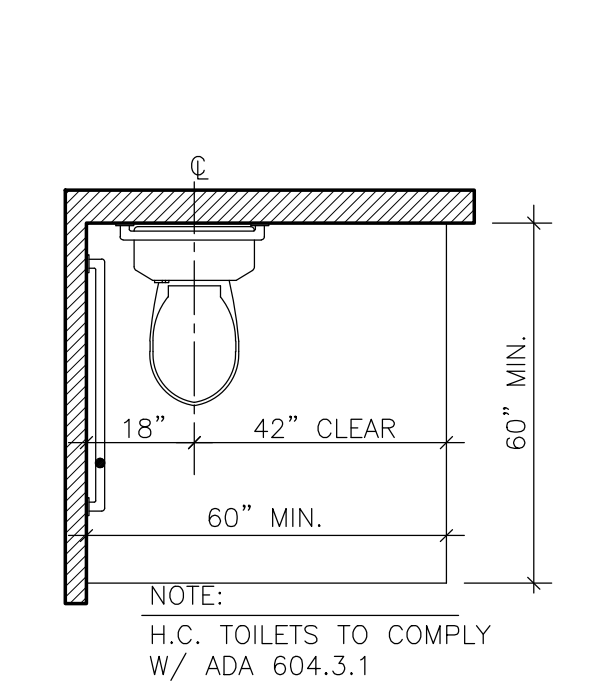
4 WOMENS 223 AND MENS 224  
SCALE: 1/4" = 1'-0"

**GENERAL NOTES - TOILET ACCESS**

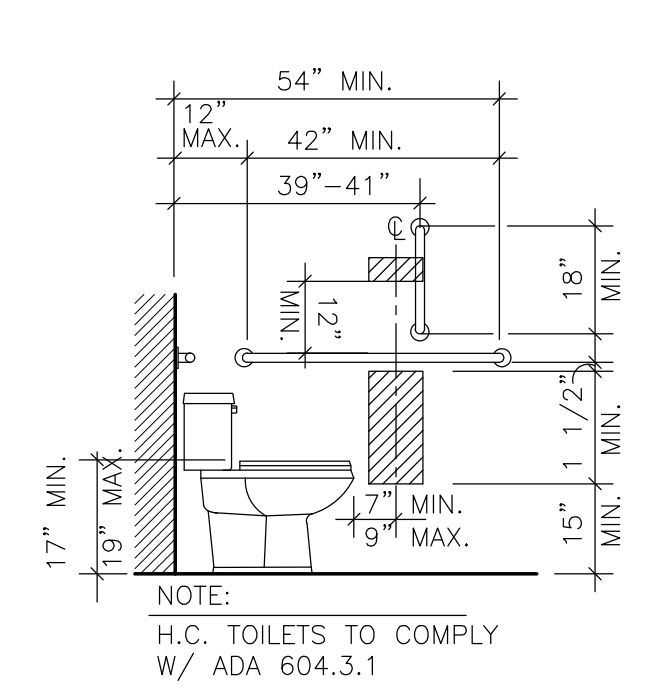
- ACCESSIBLE TOILET ROOMS MUST HAVE FIXTURE HEIGHTS, GRAB BARS, I.D. SIGNAGE AND ACCESSORIES TO MEET ALL APPLICABLE CODES AND ACCESSIBILITY STANDARDS, BUT NOT LIMITED TO THOSE SHOWN ON THIS SHEET.
- TOILET PARTITION STALL DOORS MUST BE OPERABLE FROM BOTH SIDES WITHOUT A KEY SPECIAL KNOWLEDGE OR EFFORT.
- I.D. SIGNAGE LETTERS AND NUMERALS SHALL BE RAISED, UPPER CASE AND BRAILLE. THE CHARACTERS SHALL CONTRAST WITH THEIR BACKGROUND. MOUNTING HEIGHT SHALL BE 60" ABOVE FINISH FLOOR TO THE CENTERLINE OF THE SIGN.
- PROVIDE BLOCKING IN WALLS FOR ALL ACCESSORIES INCLUDING LAVS, W.C.'S AND GRAB BARS TO MEET ALL APPLICABLE CODES AND ACCESSIBILITY STANDARDS. METAL BACKING IS ACCEPTABLE.

**TOILET ROOM ACCESSORIES**

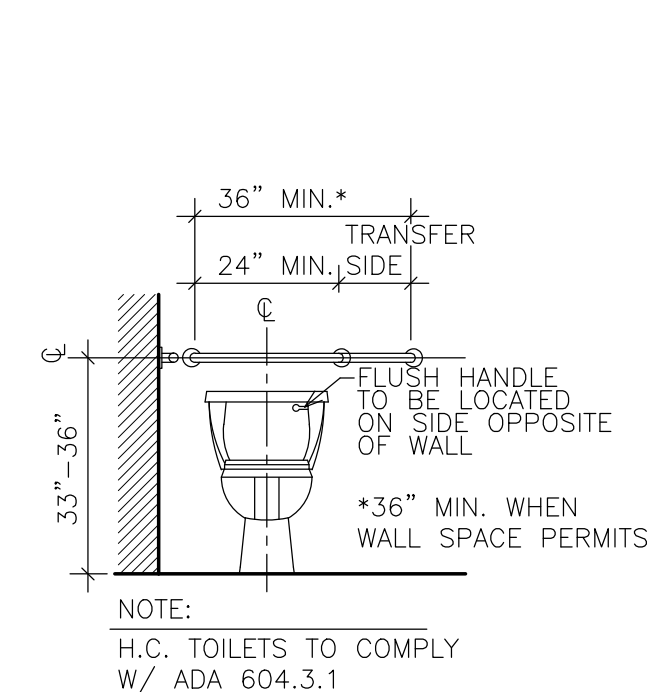
ITEM	ITEM NAME
BCS	BABY CHANGING STATION
CH	COAT HOOK
EWC	ELECTRONIC WATER COOLER
FD	FLOOR DRAIN
FVT	FLUSH VALVE TOILET - WALL MOUNTED
GB36	GRAB BAR 36"
GB42	GRAB BAR 42"
HCCFS	HANDI-CAPPED CLEAR FLOOR SPACE
HCTR	HANDI-CAPPED TURN RADIUS
LAV	LAVATORY - WALL HUNG
LCKR	LOCKERS
M24	40"x24" MIRROR W/ STAINLESS STEEL CHANNEL FRAME
MBR	MOP AND BROOM RACK - WALL MOUNTED
MS	MOP SINK
PTD	PAPER TOWEL DISPENSER
SC	SHOWER CURTAIN ROD
SD	SOAP DISPENSER
TH	THRESH HOLD
TPH	TOILET PAPER HOLDER
UP	URINAL PARTITION
UR	URINAL - WALL HUNG




1 H.C. TOILET LOCATION & CLEARANCE  
NOT TO SCALE



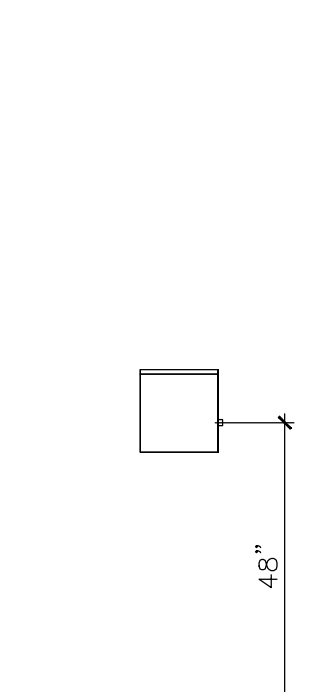
2 SIDE WALL GRAB BAR  
NOT TO SCALE



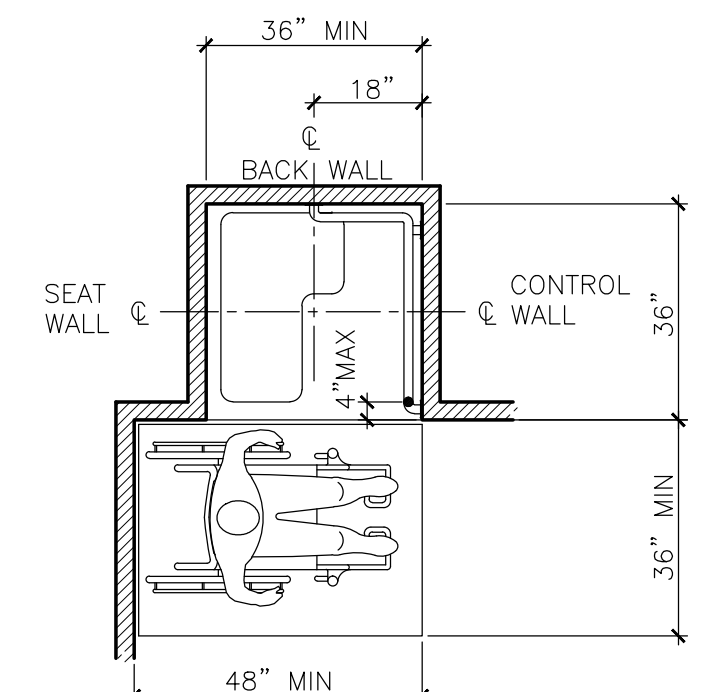
3 REAR GRAB BAR  
NOT TO SCALE



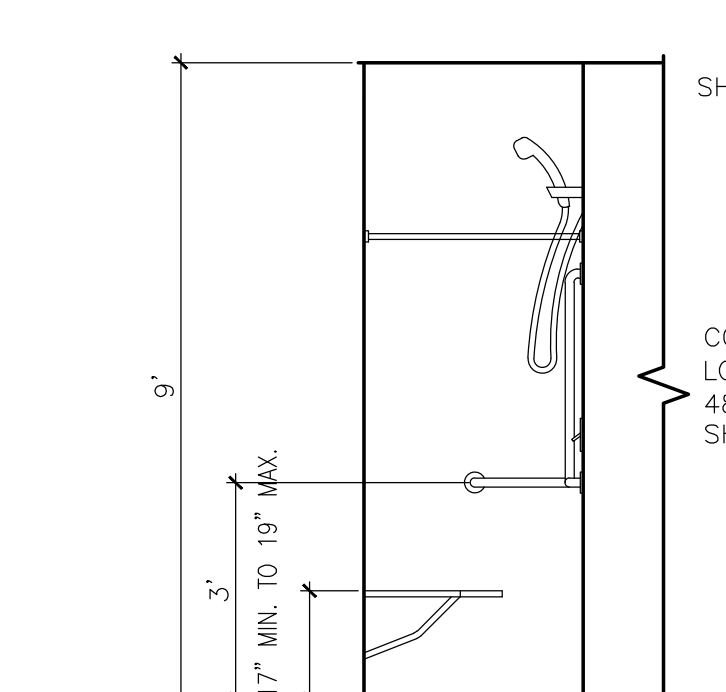
4 PAPER/TRASH DISPOSAL  
NOT TO SCALE



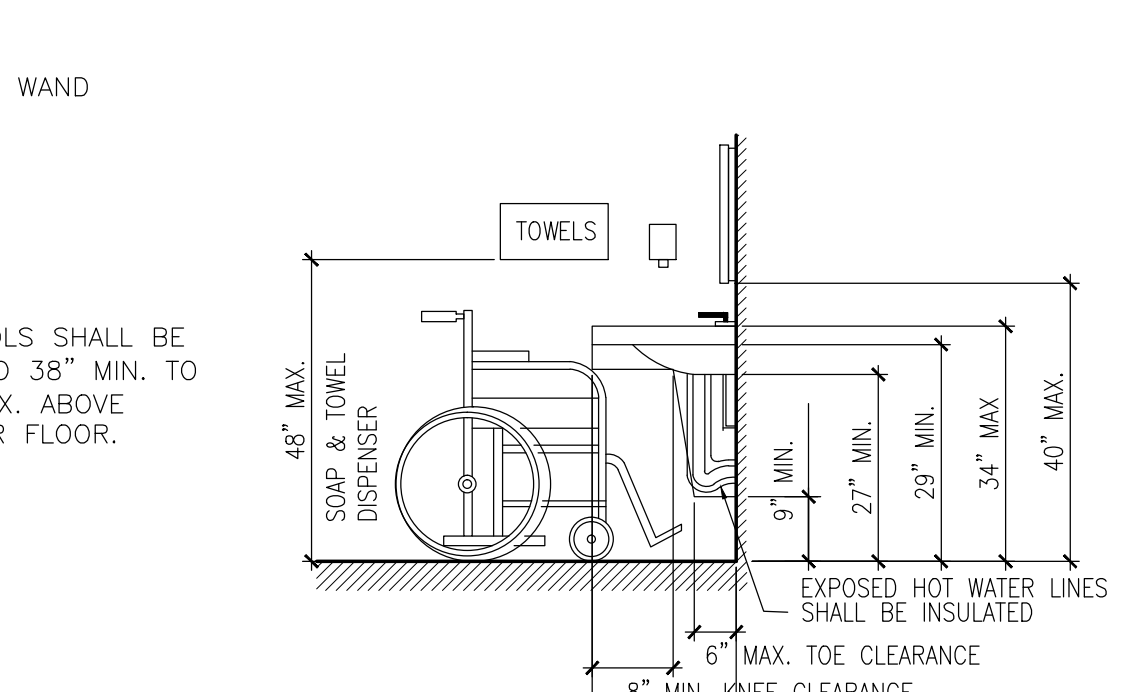
5 PAPER TOWEL DISPENSER  
NOT TO SCALE



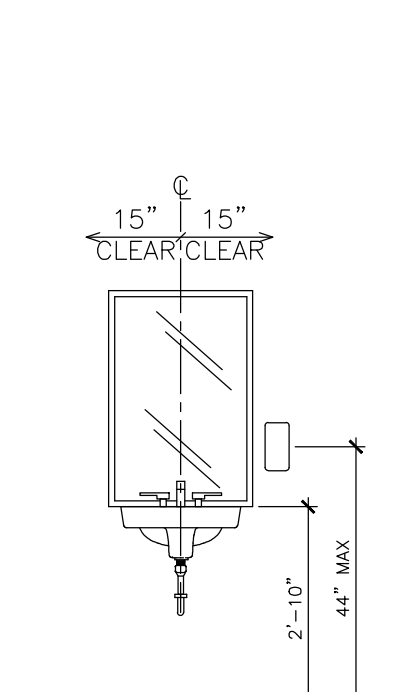
6 SHOWER CLEARANCE & GRAB BARS  
NOT TO SCALE



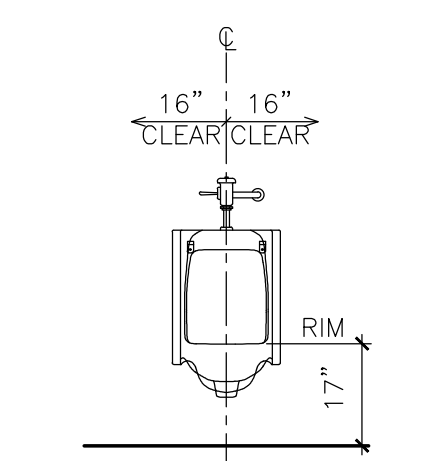
7 SHOWER CLEARANCE & SEAT  
NOT TO SCALE



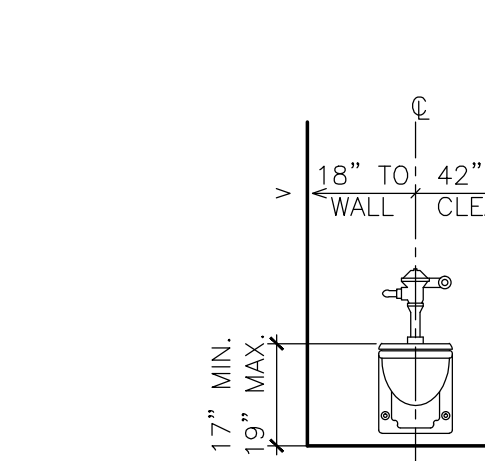
8 LAV MOUNTING HEIGHTS  
NOT TO SCALE



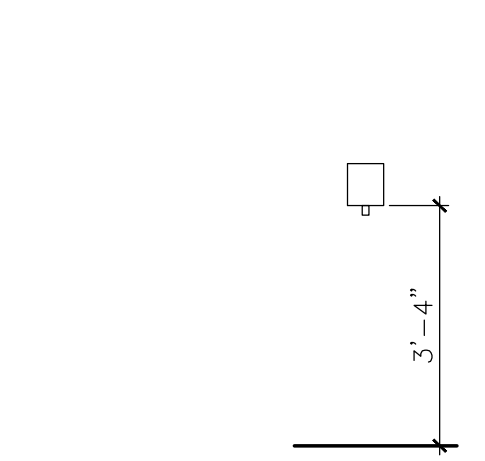
9 H.C. LAV & MIRROR  
NOT TO SCALE



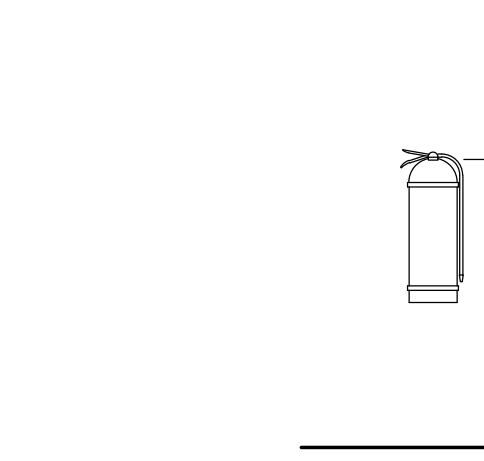
10 H.C. URINAL  
NOT TO SCALE




11 H.C. TOILET  
NOT TO SCALE



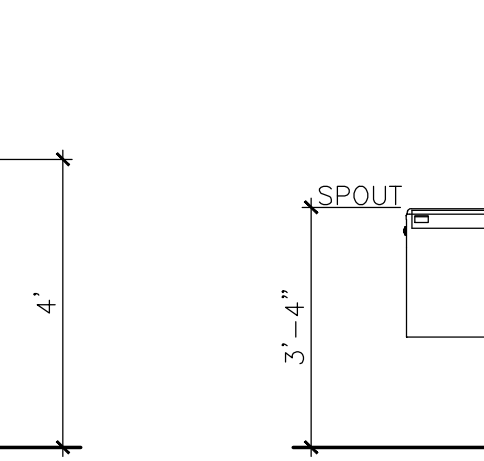
12 SOAP DISPENSER  
NOT TO SCALE



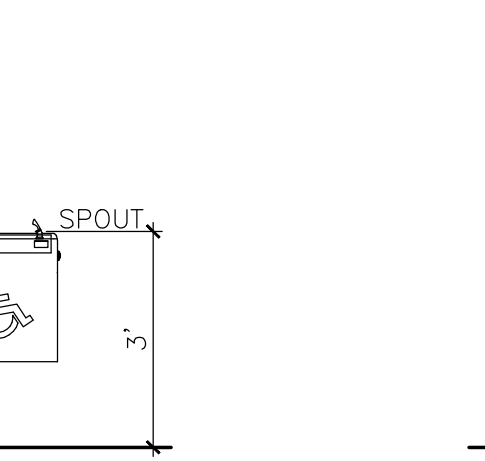
13 FIRE EXT. BRACKET  
NOT TO SCALE



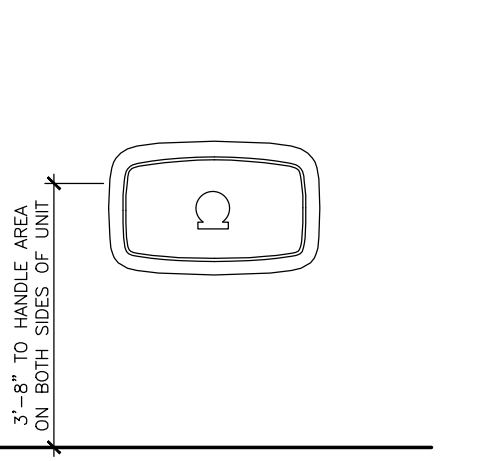
14 FIRE EXT. CABINET  
NOT TO SCALE



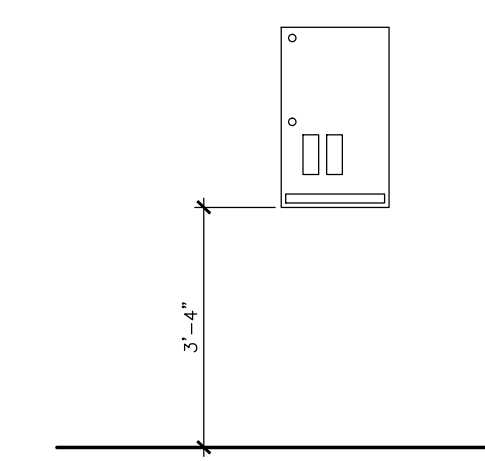
15 H.C. WATER FOUNTAIN  
NOT TO SCALE



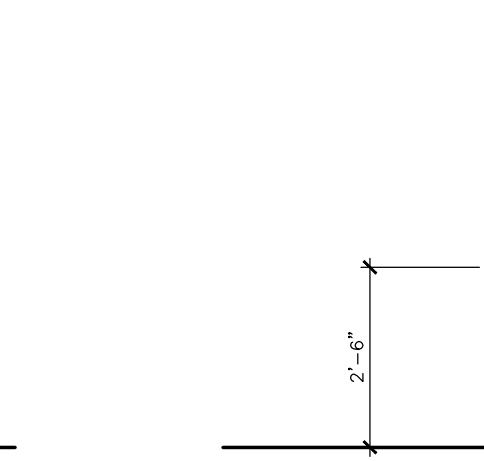
16 BABY CHANGING STATION  
NOT TO SCALE



17 SANITARY NAPKIN VENDOR  
NOT TO SCALE



18 SANITARY NAPKIN DISPOSAL  
NOT TO SCALE



19 TOILET TISSUE DISPENSER  
NOT TO SCALE

**NOT FOR CONSTRUCTION**

GODWYN MILLS | CAWOOD

2660 EastChase Lane, Suite 200 | Montgomery, AL 36117  
Tel 334.271.3200 | GMCNETWORK.COM


**ISSUE DATE**

ISSUE	DATE
50% CONSTR. SET	05-27-2016
95% GEN. WORKS	06-27-2016

drawn by: \_\_\_\_\_  
checked by: \_\_\_\_\_

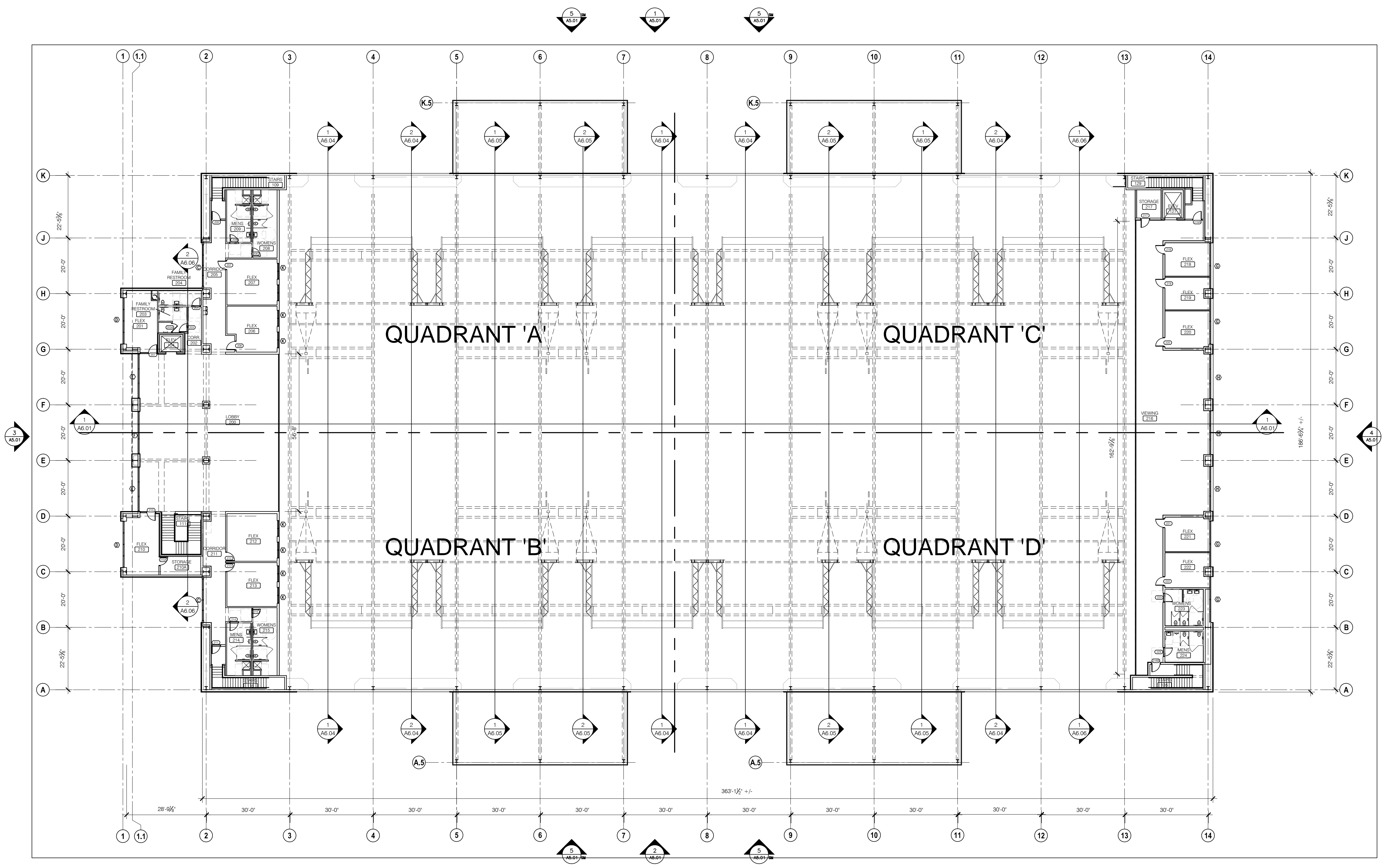
**FOLEY EVENT CENTER**  
GENERAL WORKS PACKAGE  
Foley, Alabama

AMGM150099



**LARGE SCALE RESTROOM PLANS**

**A2.32**  
SHEET 01 OF 000



**1 COMPOSITE MEZZANINE PLAN**  
 A2.02 Scale: 1/16" = 1'-0"

**GENERAL NOTES - PLAN**

- ALL DIMENSIONS ARE TO THE FACE OF CMU OR METAL STUD UNLESS NOTED OTHERWISE.
- INTERIOR DOORS ARE TO BE A MINIMUM OF 4" FROM ADJACENT WALLS AS SHOWN ON PLAN.
- GYPSUM WALL BOARD CONTROL JOINTS TO BE 30'-0" MAX O.C. AND AT DOOR JAMBS FROM HEAD TO TERMINATION OF GYPSUM WALLBOARD.

**SYMBOL LEGEND**

- (1) DETAIL NUMBER
- (A1100) DETAIL REFERENCE
- (A1100) SHEET NUMBER
- (A1100) BUILDING SECTION REFERENCE
- (A1100) WALL SECTION REFERENCE
- (A1100) EXTERIOR ELEVATION REFERENCE
- (A1100) INTERIOR ELEVATION REFERENCE
- (1) TITLE
- (A1100) SCALE: 1/8" = 1'-0"
- (1) DETAIL REFERENCE
- (1) DETAIL SCALE
- (1) SHEET NUMBER
- 8" CMU WALL - T.O.M. 10'-0" A.F.F. UNLESS NOTED OTHERWISE
- PRECAST CONCRETE WALL PANEL - SEE SPECS
- TEXTURED AND INSULATED WALL PANEL BY OTHERS
- 101 DOOR TYPES - SEE SHEET A9.21 FOR DOOR SCHEDULE
- A1 PARTITION TYPE - SEE AX-XX FOR PARTITION TYPES
- A LOUVER TYPE - SEE SHEET A9.31 FOR LOUVER TYPES
- I STOREFRONT/WINDOW TYPES - SEE AX-XX
- (1) KEYNOTES
- DS/CSB DOWNSPOUT TO CONCRETE SPLASH BLOCK
- DS PRE-FINISHED METAL DOWNSPOUT TO SPLASH BLOCK BY OTHERS
- CSB CONCRETE SPLASH BLOCK BY OTHERS

**SYMBOL LEGEND**

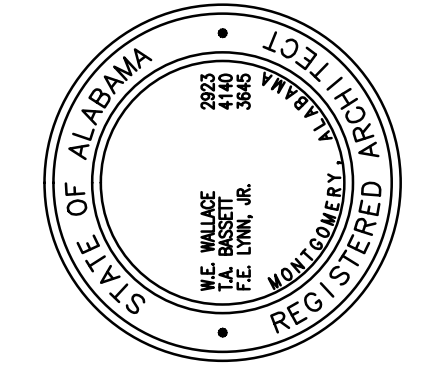
- (1) DETAIL NUMBER
- (A1100) DETAIL REFERENCE
- (1) DETAIL SCALE
- (1) SHEET NUMBER

**ISSUE DATE**

50% CONSTR SET	05/27/2016
95% GEN WORKS	06/27/2016

drawn by: \_\_\_\_\_  
checked by: \_\_\_\_\_

**FOLEY EVENT CENTER**  
**GENERAL WORKS PACKAGE**  
 Foley, Alabama



**COMPOSITE MEZZANINE PLAN**

**A2.02**  
SHEET 01 OF 000

**NOT FOR CONSTRUCTION**

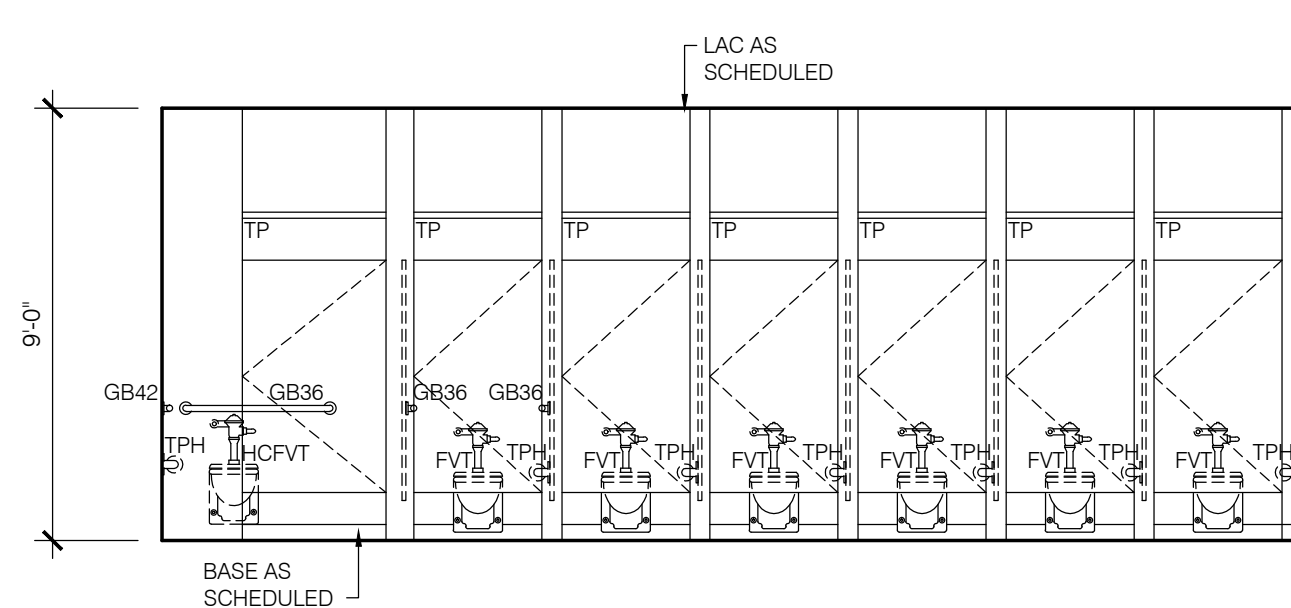
**GODWYN MILLS CAWOOD**

2660 EastChase Lane, Suite 200 | Montgomery, AL 36117  
 Tel 334.271.3200 | [GMCNETWORK.COM](http://GMCNETWORK.COM)

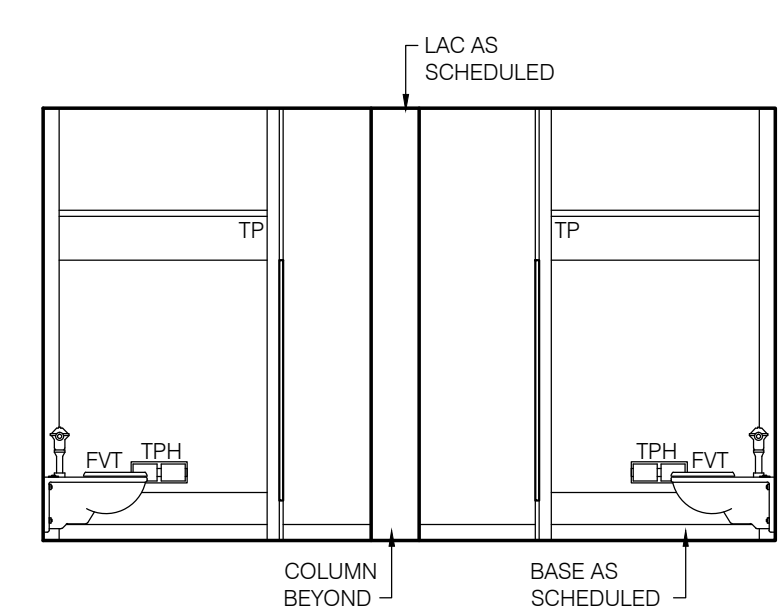
**NOT FOR CONSTRUCTION**



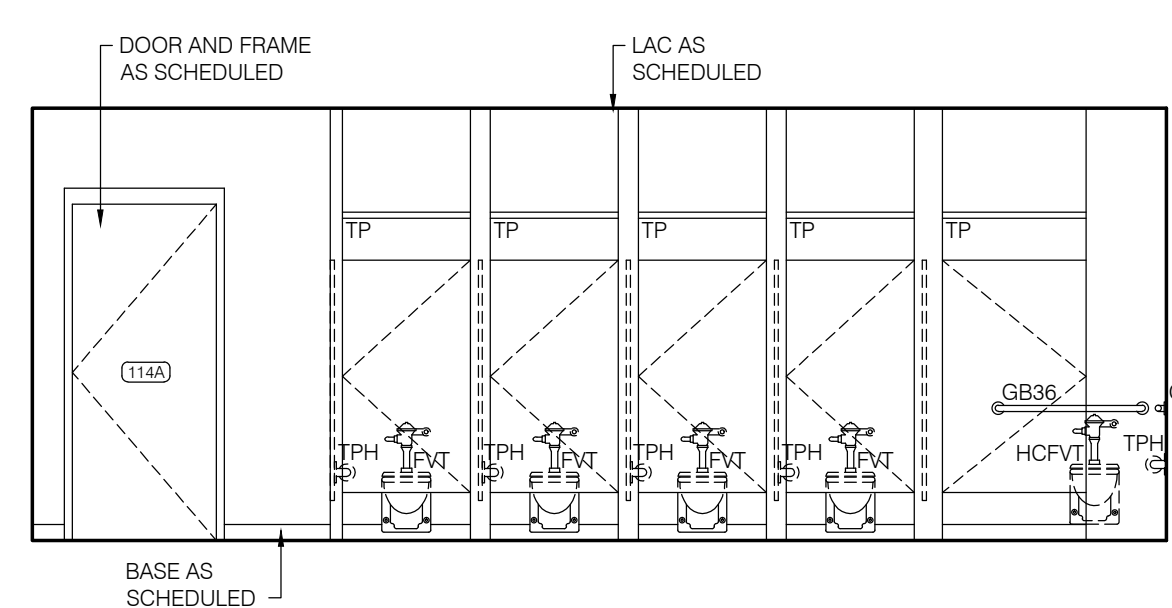




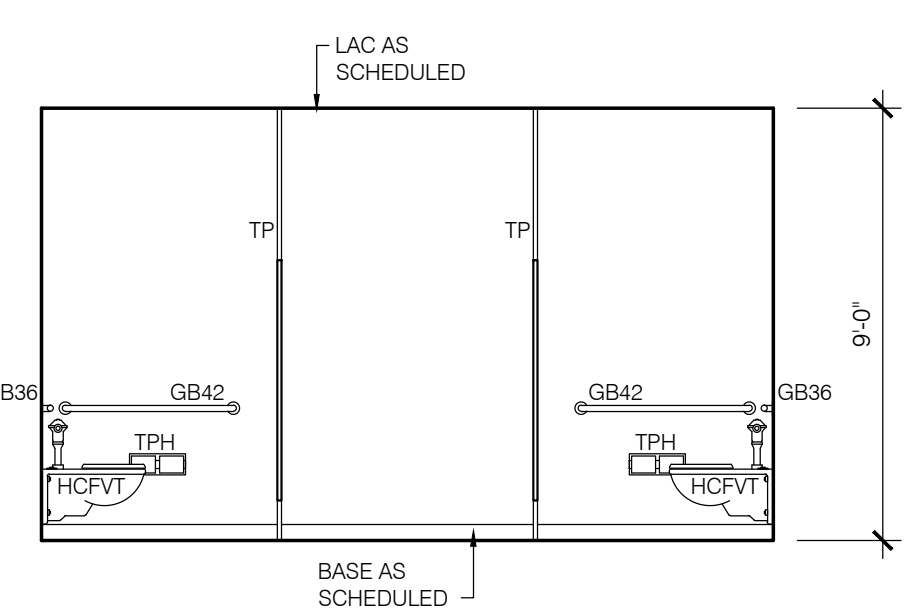
**A WOMENS RESTROOM 114A**  
SCALE: 1/4" = 1'-0"



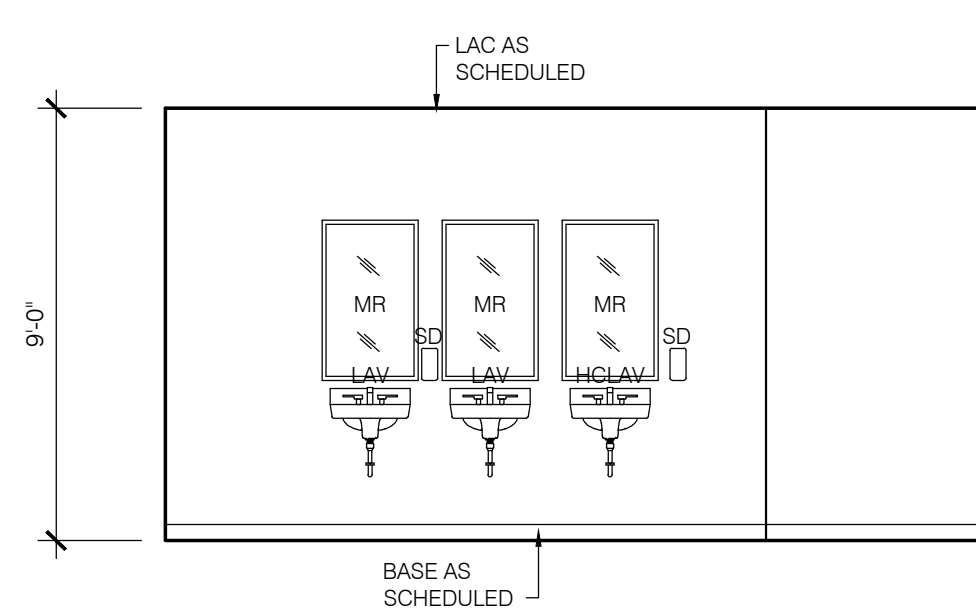
**B WOMENS RESTROOM 114A**  
SCALE: 1/4" = 1'-0"



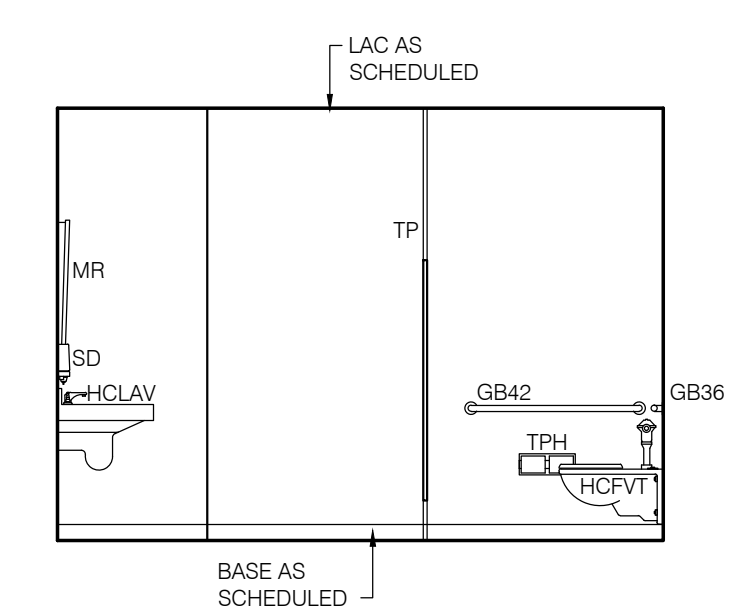
**C WOMENS RESTROOM 114A**  
SCALE: 1/4" = 1'-0"



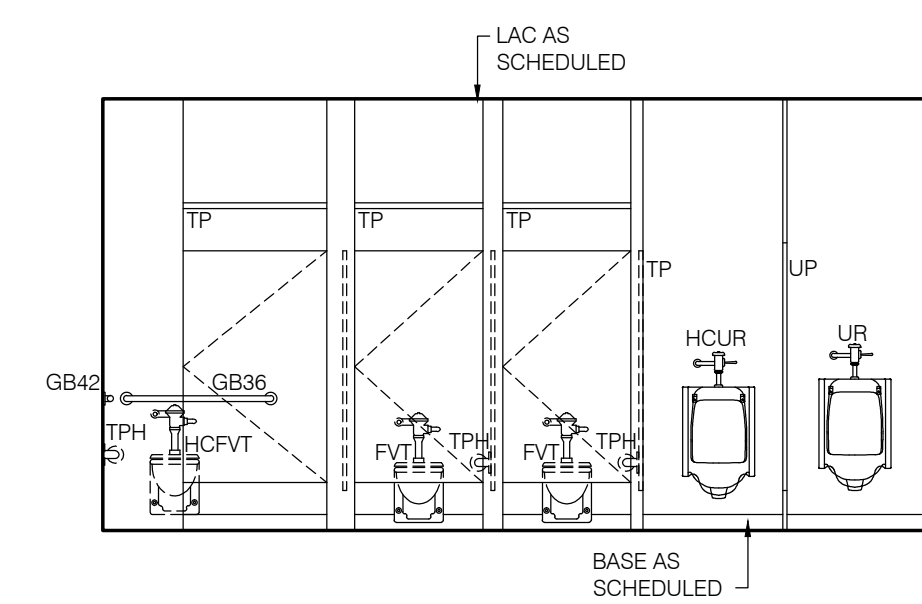
**D WOMENS RESTROOM 114A**  
SCALE: 1/4" = 1'-0"



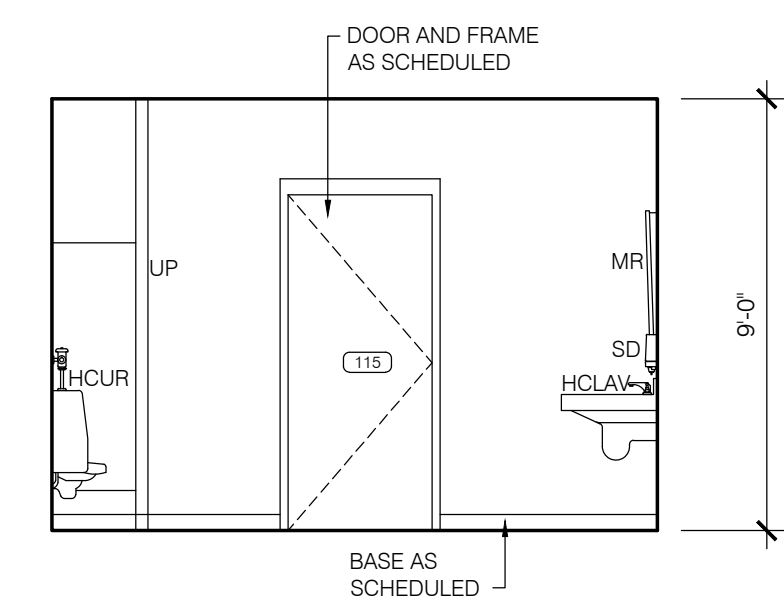
**E MENS RESTROOM 115**  
SCALE: 1/4" = 1'-0"



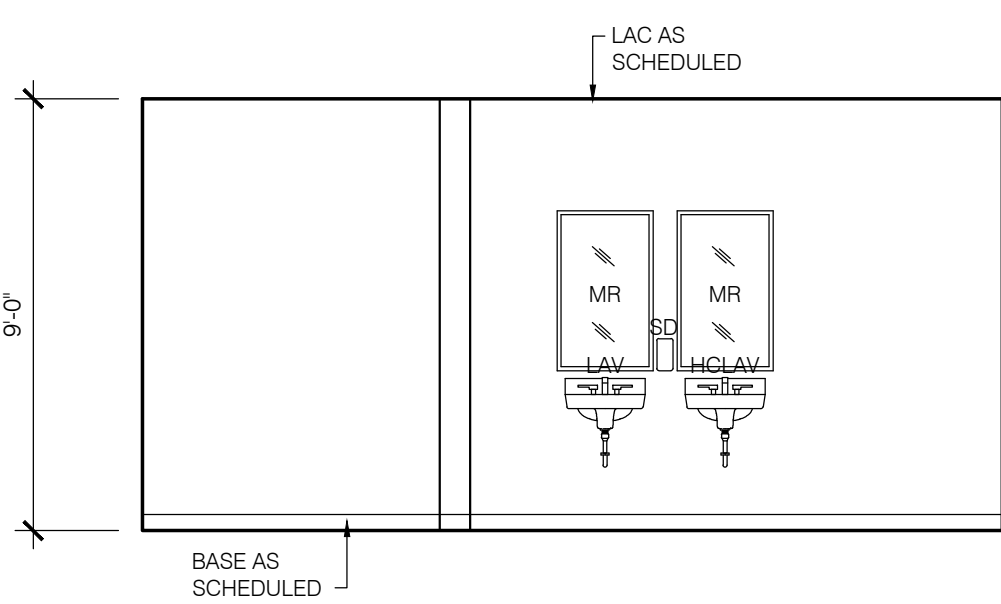
**F MENS RESTROOM 115**  
SCALE: 1/4" = 1'-0"



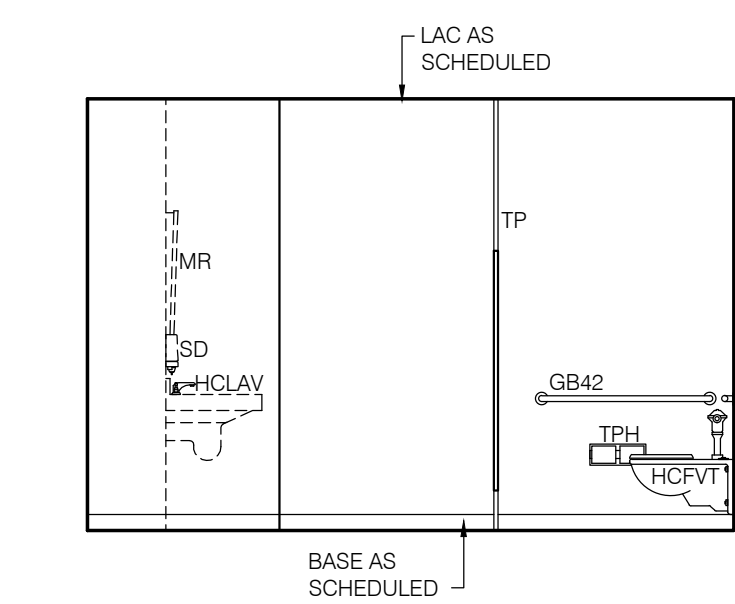
**G MENS RESTROOM 115**  
SCALE: 1/4" = 1'-0"



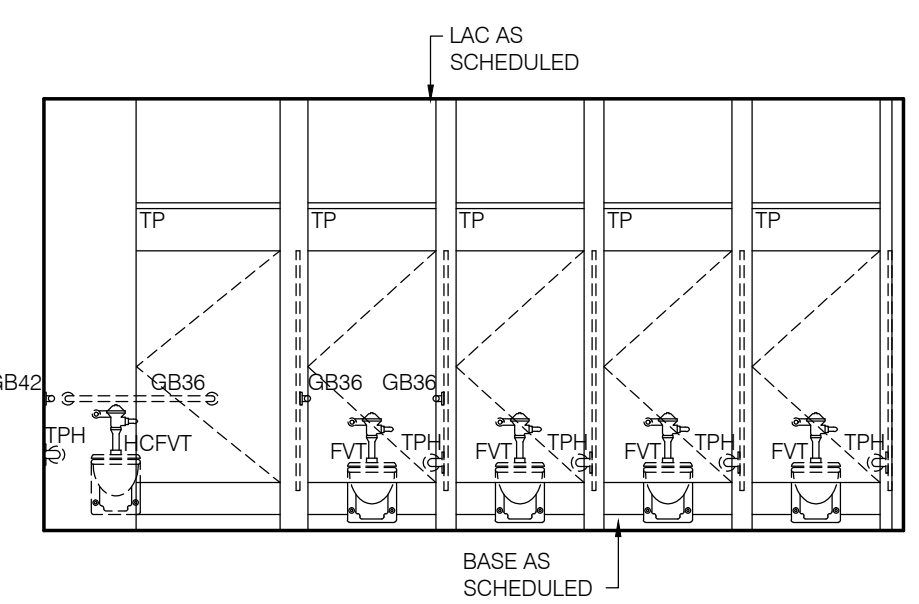
**H MENS RESTROOM 115**  
SCALE: 1/4" = 1'-0"



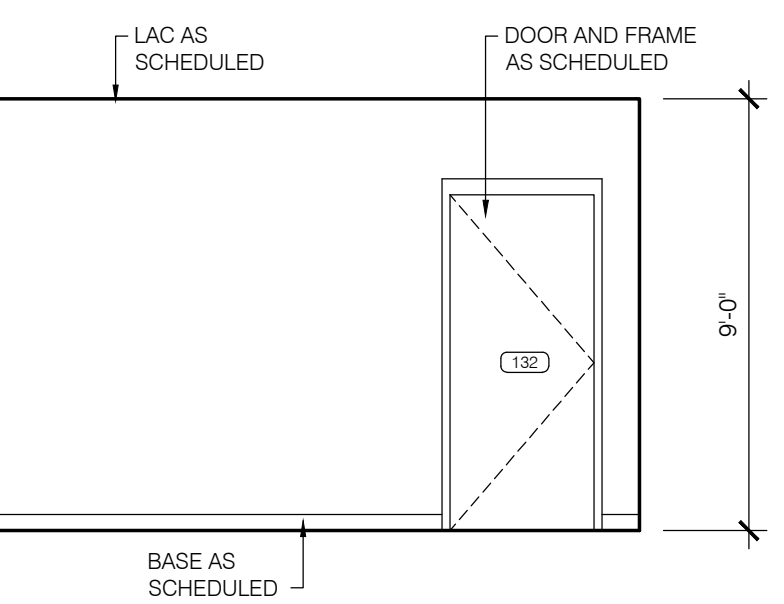
**I WOMENS RESTROOM 132**  
SCALE: 1/4" = 1'-0"



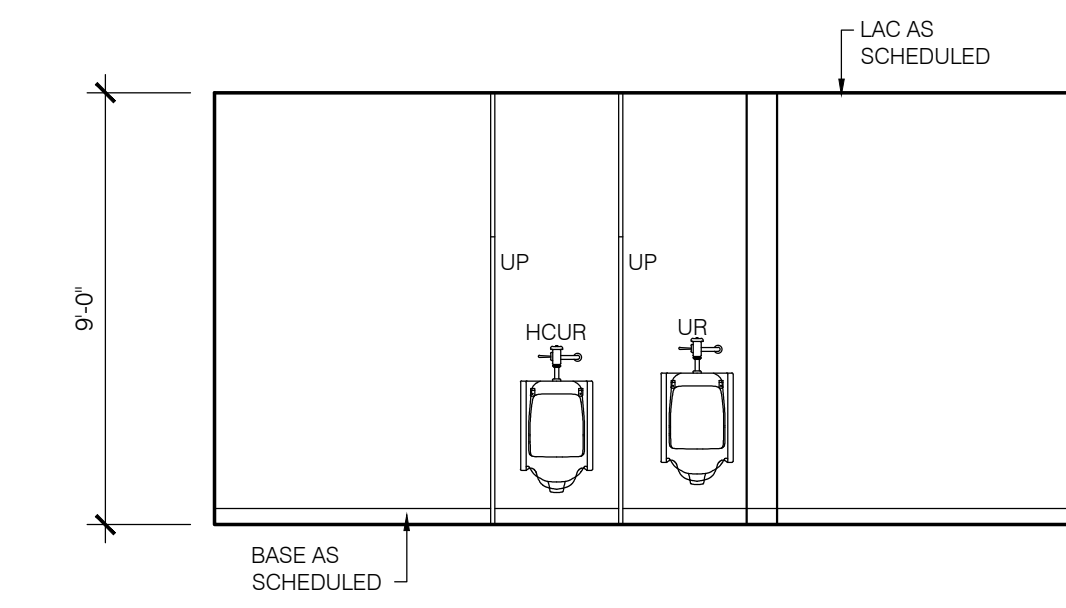
**J WOMENS RESTROOM 132**  
SCALE: 1/4" = 1'-0"



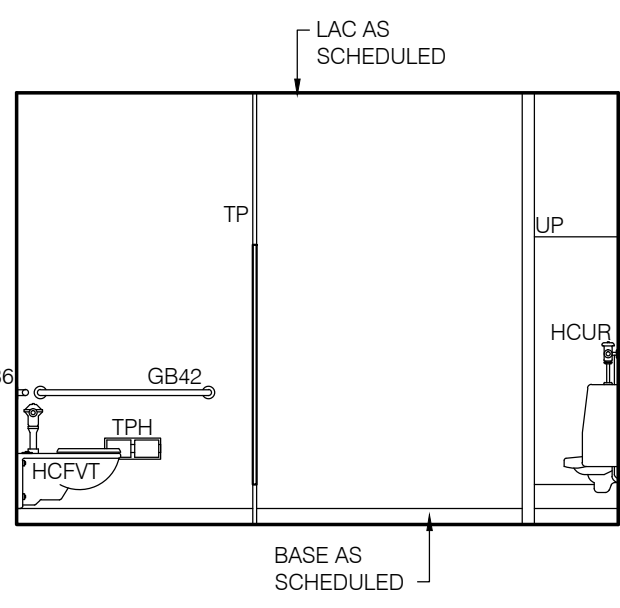
**K WOMENS RESTROOM 132**  
SCALE: 1/4" = 1'-0"



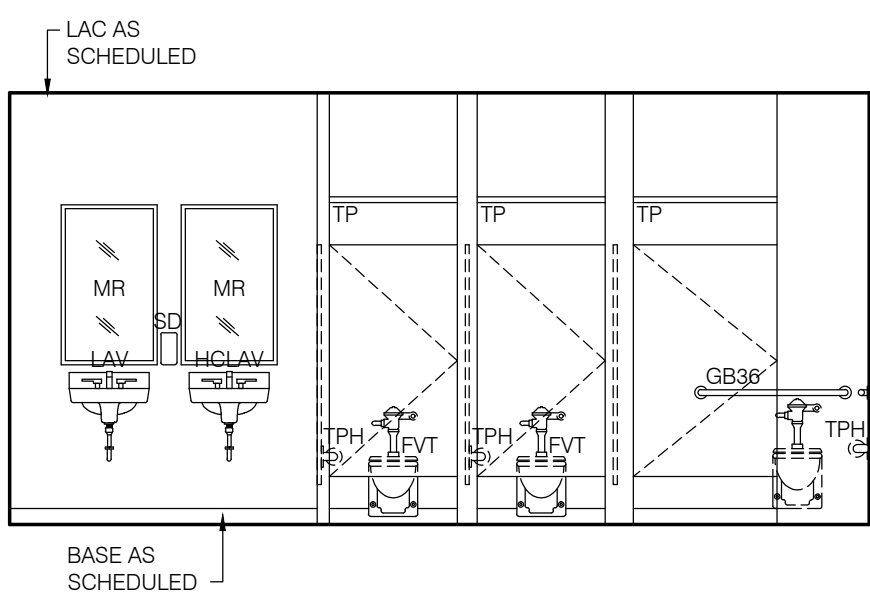
**L WOMENS RESTROOM 132**  
SCALE: 1/4" = 1'-0"



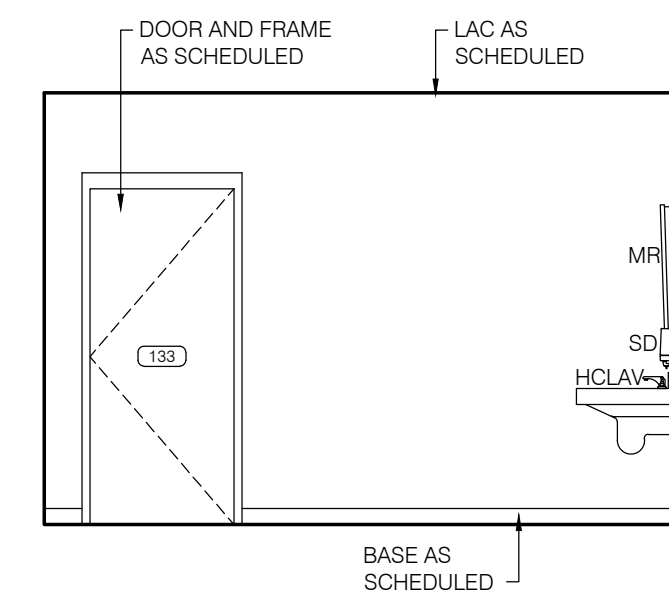
**M MENS RESTROOM 133**  
SCALE: 1/4" = 1'-0"



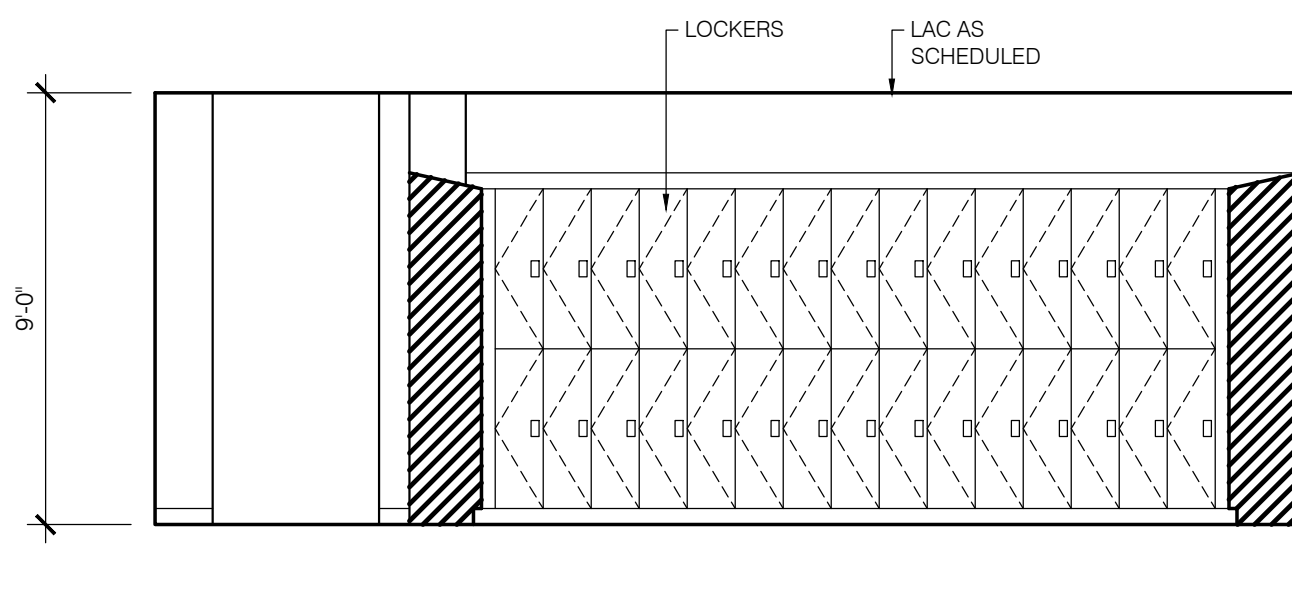
**N MENS RESTROOM 133**  
SCALE: 1/4" = 1'-0"



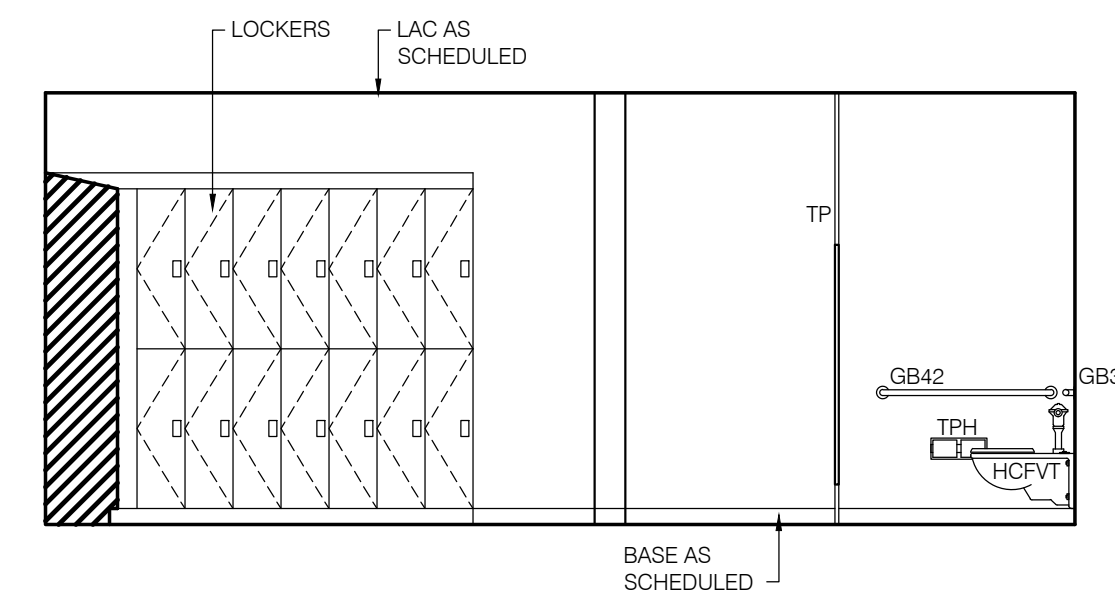
**O MENS RESTROOM 133**  
SCALE: 1/4" = 1'-0"



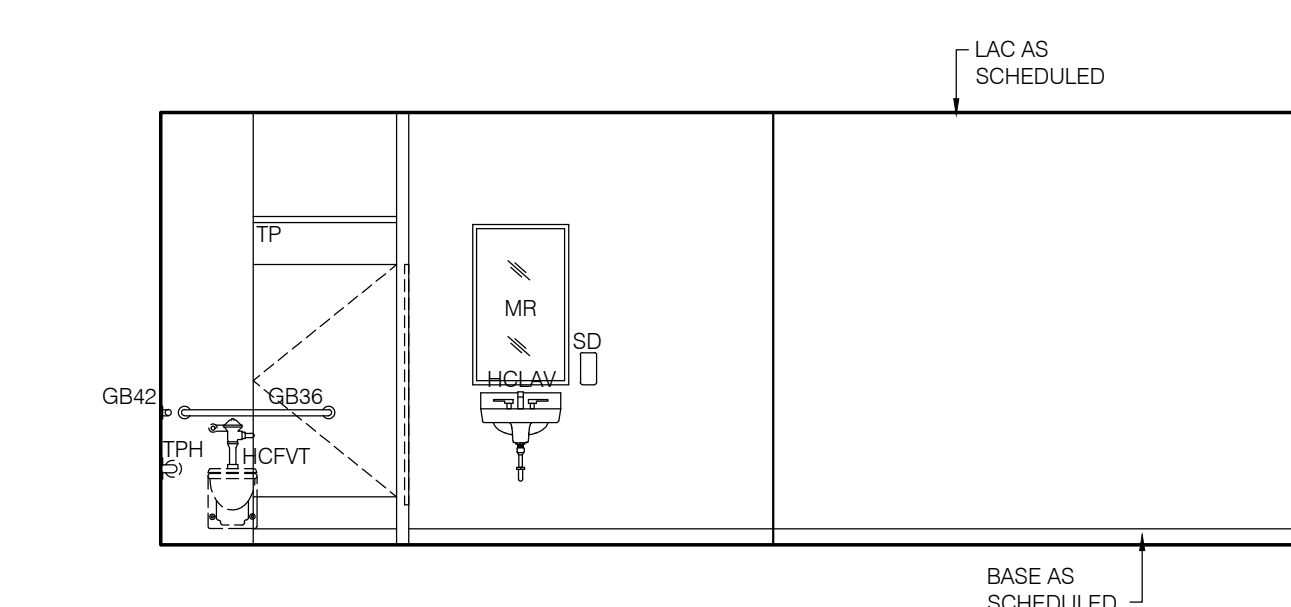
**P MENS RESTROOM 133**  
SCALE: 1/4" = 1'-0"



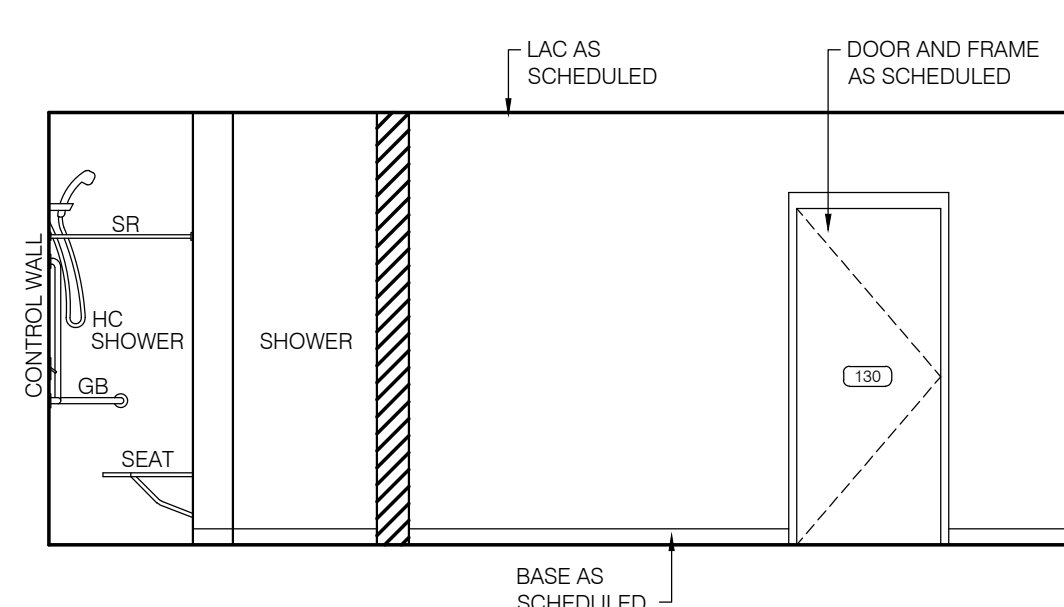
**Q LOCKER ROOM 130**  
SCALE: 1/4" = 1'-0"



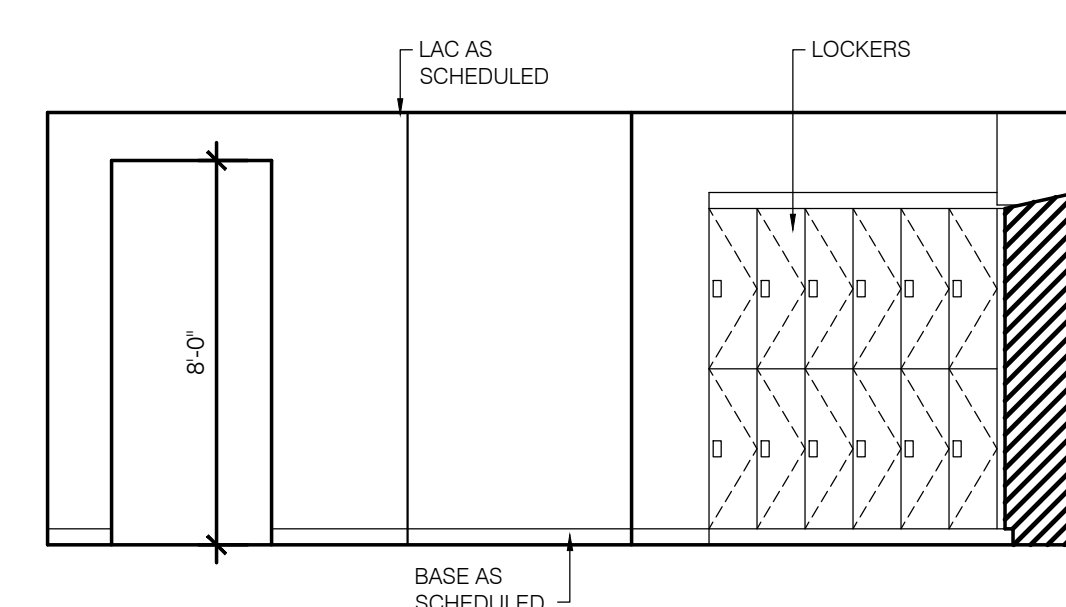
**R LOCKER ROOM 130**  
SCALE: 1/4" = 1'-0"



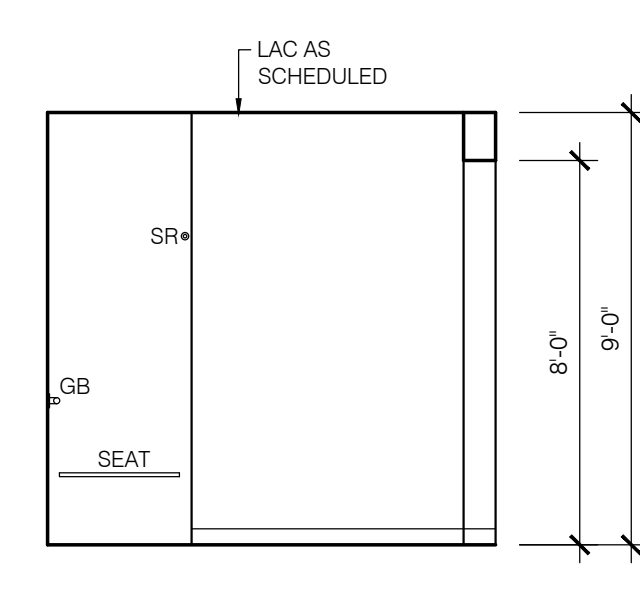
**S LOCKER ROOM 130**  
SCALE: 1/4" = 1'-0"



**T LOCKER ROOM 130**  
SCALE: 1/4" = 1'-0"



**U LOCKER ROOM 130**  
SCALE: 1/4" = 1'-0"



**V LOCKER ROOM 130**  
SCALE: 1/4" = 1'-0"

**GENERAL NOTES - TOILET ACCESS**

- ACCESSIBLE TOILET ROOMS MUST HAVE FIXTURE HEIGHTS, GRAB BARS, I.D. SIGNAGE AND ACCESSORIES TO MEET ALL APPLICABLE CODES AND ACCESSIBILITY STANDARDS, BUT NOT LIMITED TO THOSE SHOWN ON THIS SHEET.
- TOILET PARTITION STALL DOORS MUST BE OPERABLE FROM BOTH SIDES WITHOUT A KEY SPECIAL KNOWLEDGE OR EFFORT.
- I.D. SIGNAGE LETTERS AND NUMERALS SHALL BE RAISED, UPPER CASE AND BRAILLE. THE CHARACTERS SHALL CONTRAST WITH THEIR BACKGROUND. MOUNTING HEIGHT SHALL BE 60" ABOVE FINISH FLOOR TO THE CENTERLINE OF THE SIGN.
- PROVIDE BLOCKING IN WALLS FOR ALL ACCESSORIES INCLUDING LAVS, W.C.'S AND GRAB BARS TO MEET ALL APPLICABLE CODES AND ACCESSIBILITY STANDARDS. METAL BACKING IS ACCEPTABLE.

**TOILET ROOM ACCESSORIES**


ITEM	ITEM NAME
BCS	BABY CHANGING STATION
CH	COAT HOOK
EWC	ELECTRONIC WATER COOLER
FD	FLOOR DRAIN
FVT	FLUSH VALVE TOILET - WALL MOUNTED
GB36	GRAB BAR 36"
GB42	GRAB BAR 42"
HCCFS	HANDI-CAPPED CLEAR FLOOR SPACE
HCTR	HANDI-CAPPED TURN RADIUS
LAV	LAVATORY - WALL HUNG
LOCKR	LOCKERS
M24	40"x24" MIRROR W/ STAINLESS STEEL CHANNEL FRAME
MBR	MOP AND BROOM RACK - WALL MOUNTED
MS	MOP SINK
PTD	PAPER TOWEL DISPENSER
SC	SHOWER CURTAIN ROD
SD	SOAP DISPENSER
TH	THRESHOLD
TP	TOILET PARTITION - SEE SPECS
TPH	TOILET PAPER HOLDER
UP	URINAL PARTITION
UR	URINAL - WALL HUNG

**ISSUE DATE**

95% CONSTR. SET	05/27/2016
95% GEN. WORKS	06/30/2016
drawn by	
checked by	

**FOLEY EVENT CENTER**  
GENERAL WORKS PACKAGE  
Foley, Alabama

AMGM150099



LARGE SCALE  
RESTROOM ELEVATIONS

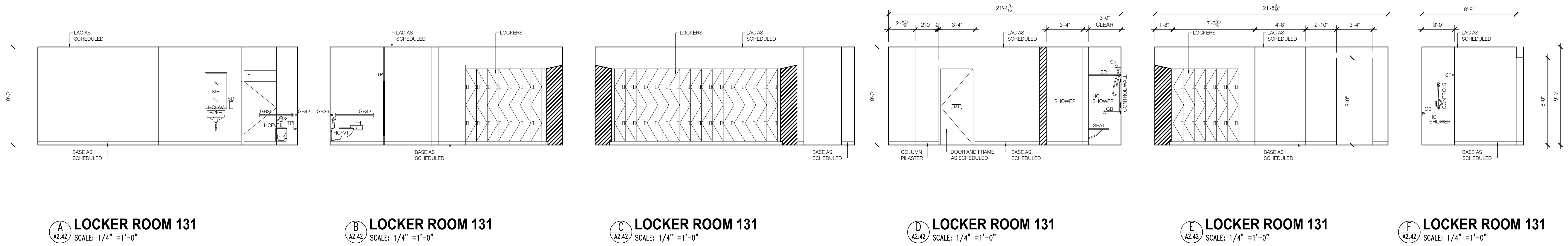
**A2.41**  
SHEET OF 000

**NOT FOR CONSTRUCTION**

GOODWYN MILLS CAWOOD

2660 EastChase Lane, Suite 200 | Montgomery, AL 36117  
Tel 334.271.3200 | GMCNETWORK.COM

NOT FOR CONSTRUCTION



**A** LOCKER ROOM 131  
A2.42 SCALE: 1/4" = 1'-0"

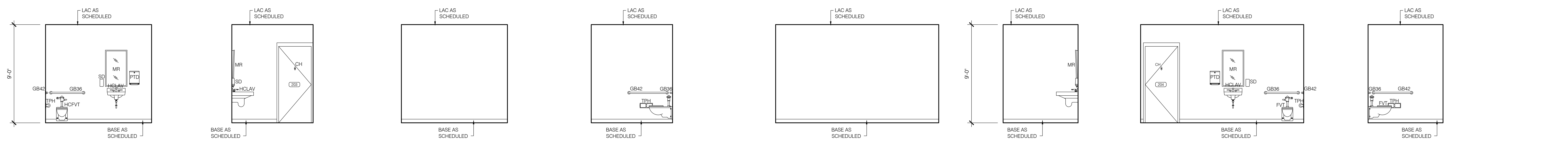
**B** LOCKER ROOM 131  
A2.42 SCALE: 1/4" = 1'-0"

**C** LOCKER ROOM 131  
A2.42 SCALE: 1/4" = 1'-0"

**D** LOCKER ROOM 131  
A2.42 SCALE: 1/4" = 1'-0"

**E** LOCKER ROOM 131  
A2.42 SCALE: 1/4" = 1'-0"

**F** LOCKER ROOM 131  
A2.42 SCALE: 1/4" = 1'-0"



**G** FAMILY RESTROOM 203  
A2.42 SCALE: 1/4" = 1'-0"

**H** FAMILY RESTROOM 203  
A2.42 SCALE: 1/4" = 1'-0"

**I** FAMILY RESTROOM 203  
A2.42 SCALE: 1/4" = 1'-0"

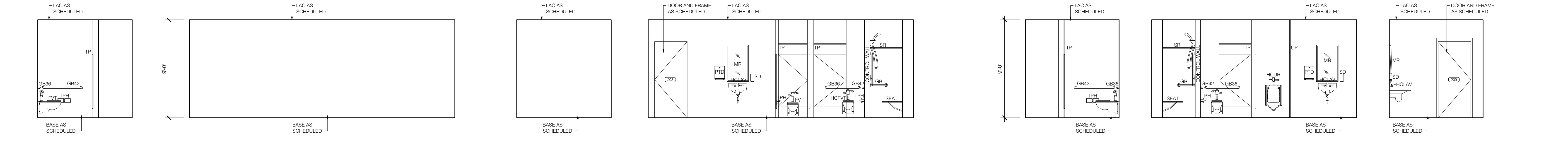
**J** FAMILY RESTROOM 203  
A2.42 SCALE: 1/4" = 1'-0"

**K** FAMILY RESTROOM 204  
A2.42 SCALE: 1/4" = 1'-0"

**L** FAMILY RESTROOM 204  
A2.42 SCALE: 1/4" = 1'-0"

**M** FAMILY RESTROOM 204  
A2.42 SCALE: 1/4" = 1'-0"

**N** FAMILY RESTROOM 204  
A2.42 SCALE: 1/4" = 1'-0"



**O** WOMENS RESTROOM 208  
A2.42 SCALE: 1/4" = 1'-0"

**P** WOMENS RESTROOM 208  
A2.42 SCALE: 1/4" = 1'-0"

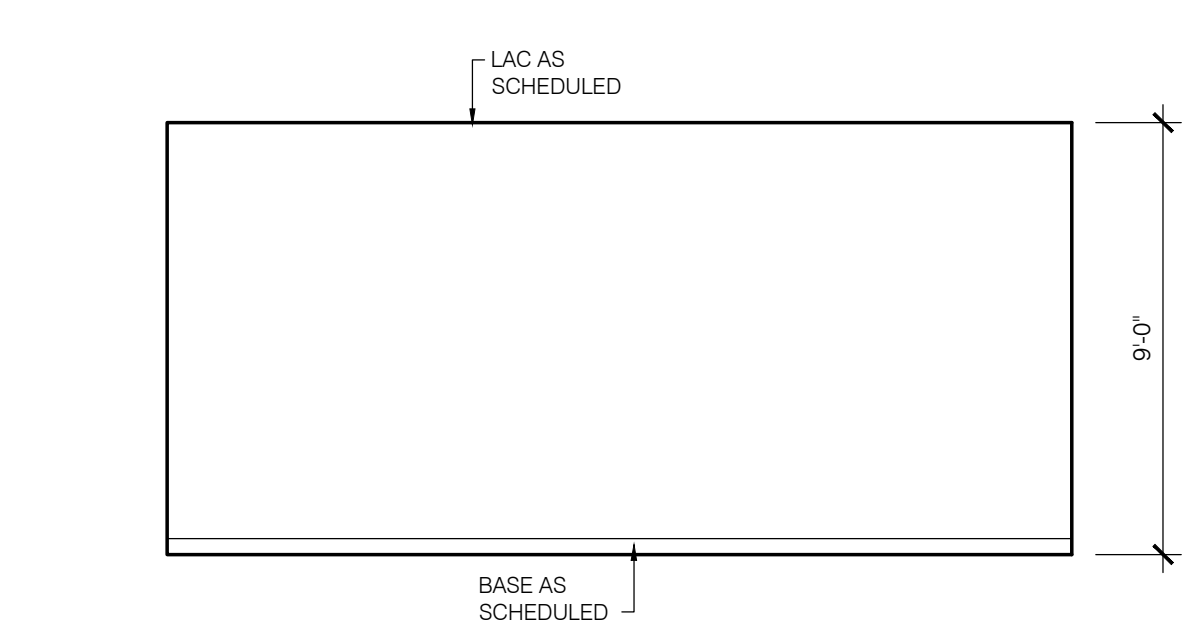
**Q** WOMENS RESTROOM 208  
A2.42 SCALE: 1/4" = 1'-0"

**R** WOMENS RESTROOM 208  
A2.42 SCALE: 1/4" = 1'-0"

**S** MENS RESTROOM 209  
A2.42 SCALE: 1/4" = 1'-0"

**T** MENS RESTROOM 209  
A2.42 SCALE: 1/4" = 1'-0"

**U** MENS RESTROOM 209  
A2.42 SCALE: 1/4" = 1'-0"



**V** MENS RESTROOM 209  
A2.42 SCALE: 1/4" = 1'-0"

**GENERAL NOTES - TOILET ACCESS**

- ACCESSIBLE TOILET ROOMS MUST HAVE FIXTURE HEIGHTS, GRAB BARS, I.D. SIGNAGE AND ACCESSORIES TO MEET ALL APPLICABLE CODES AND ACCESSIBILITY STANDARDS, BUT NOT LIMITED TO THOSE SHOWN ON THIS SHEET.
- TOILET PARTITION STALL DOORS MUST BE OPERABLE FROM BOTH SIDES WITHOUT A KEY SPECIAL KNOWLEDGE OR EFFORT.
- I.D. SIGNAGE LETTERS AND NUMERALS SHALL BE RAISED, UPPER CASE AND BRAILLE. THE CHARACTERS SHALL CONTRAST WITH THEIR BACKGROUND. MOUNTING HEIGHT SHALL BE 60" ABOVE FINISH FLOOR TO THE CENTERLINE OF THE SIGN.
- PROVIDE BLOCKING IN WALLS FOR ALL ACCESSORIES INCLUDING LAVS, W.C.'S AND GRAB BARS TO MEET ALL APPLICABLE CODES AND ACCESSIBILITY STANDARDS. METAL BACKING IS ACCEPTABLE.

**TOILET ROOM ACCESSORIES**

ITEM	ITEM NAME
BCS	BABY CHANGING STATION
CH	COAT HOOK
EWC	ELECTRONIC WATER COOLER
FD	FLOOR DRAIN
FVT	FLUSH VALVE TOILET - WALL MOUNTED
GB36	GRAB BAR 36"
GB42	GRAB BAR 42"
HCCFS	HANDI-CAPPED CLEAR FLOOR SPACE
HCTR	HANDI-CAPPED TURN RADIUS
LAV	LAVATORY - WALL HUNG
LOCKR	LOCKERS
M24	40"x24" MIRROR W/ STAINLESS STEEL CHANNEL FRAME
MBR	MOP AND BROOM RACK - WALL MOUNTED
MS	MOP SINK
PTD	PAPER TOWEL DISPENSER
SC	SHOWER CURTAIN ROD
SD	SOAP DISPENSER
TH	THRESHOLD
TP	TOILET PARTITION - SEE SPECS
TPH	TOILET PAPER HOLDER
UP	URINAL PARTITION
UR	URINAL - WALL HUNG

NOT FOR CONSTRUCTION

**NOT FOR CONSTRUCTION**

GOODWYN MILLS CAWOOD


2660 EastChase Lane, Suite 200 | Montgomery, AL 36117  
Tel 334.271.3200 | GMCNETWORK.COM

**ISSUE DATE**

ISSUE DATE	DESCRIPTION
03/27/2016	50% CONSTRUCTION SET
06/27/2016	95% GENERAL WORKS

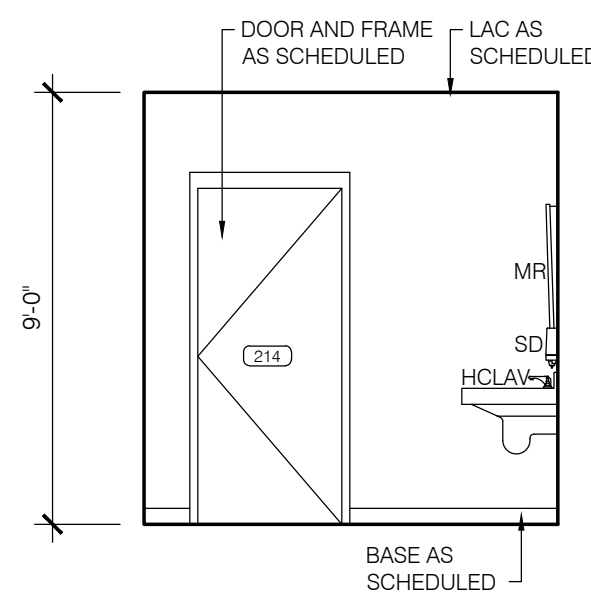
FOLEY EVENT CENTER  
GENERAL WORKS PACKAGE  
Foley, Alabama

AMGM150099

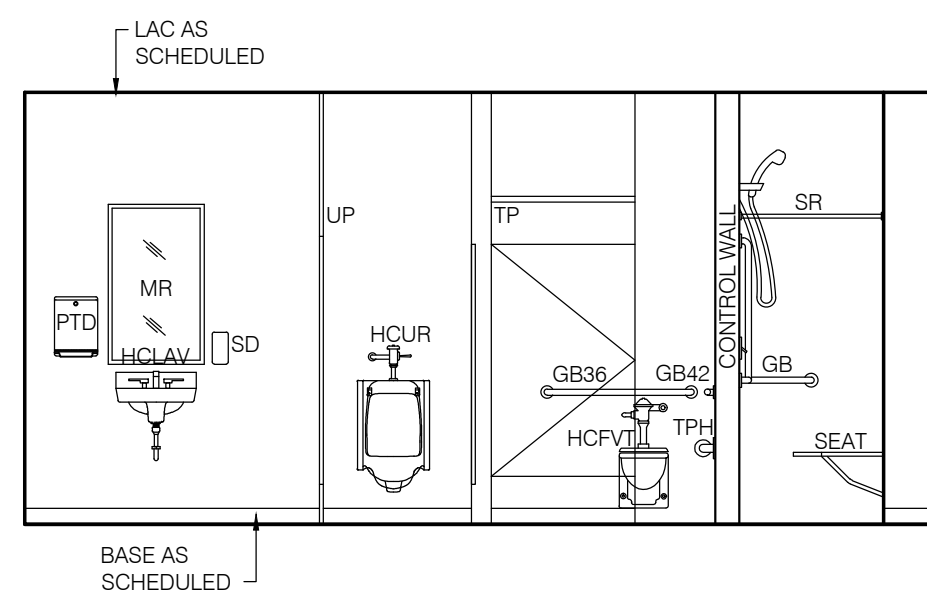


LARGE SCALE  
RESTROOM ELEVATIONS

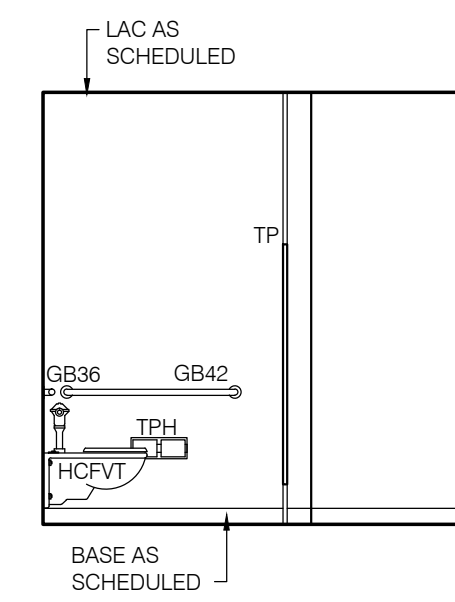
A2.42  
SHEET 01 OF 000



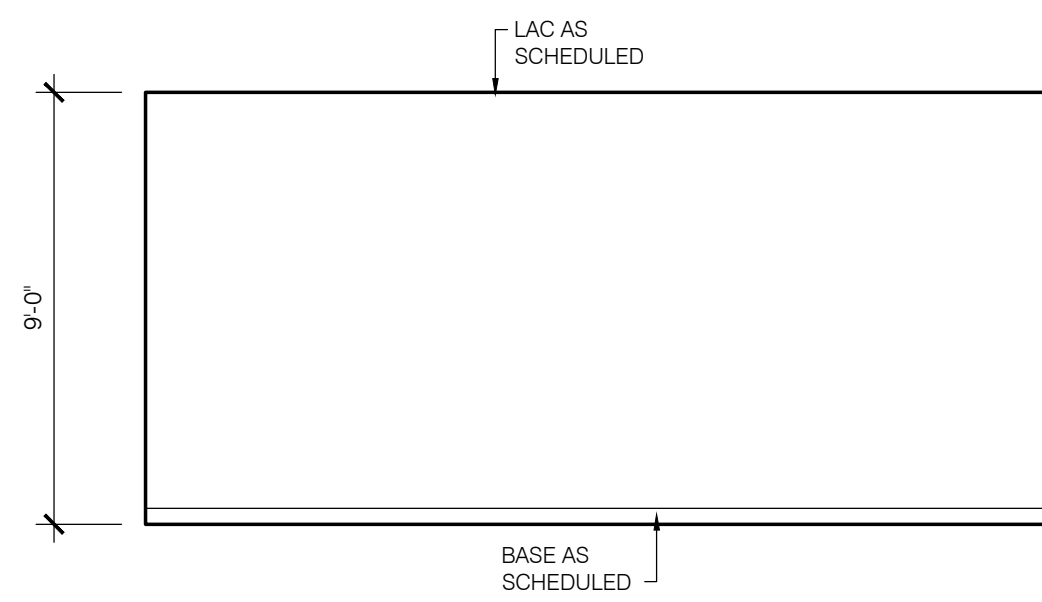
**A MENS RESTROOM 214**  
A2.43 SCALE: 1/4" = 1'-0"



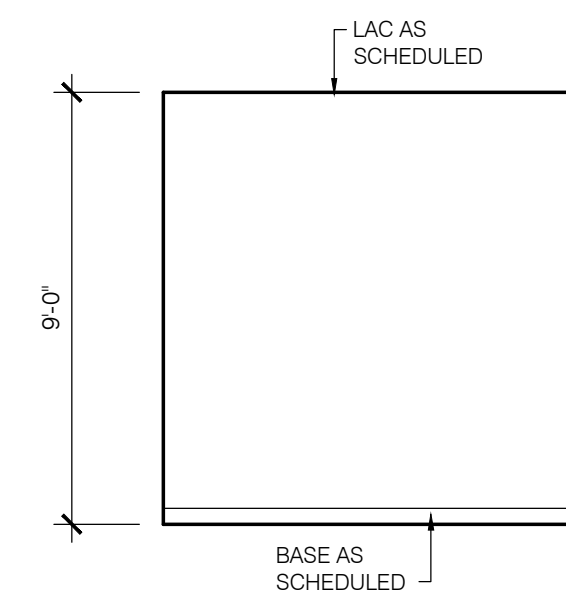
**B MENS RESTROOM 214**  
A2.43 SCALE: 1/4" = 1'-0"



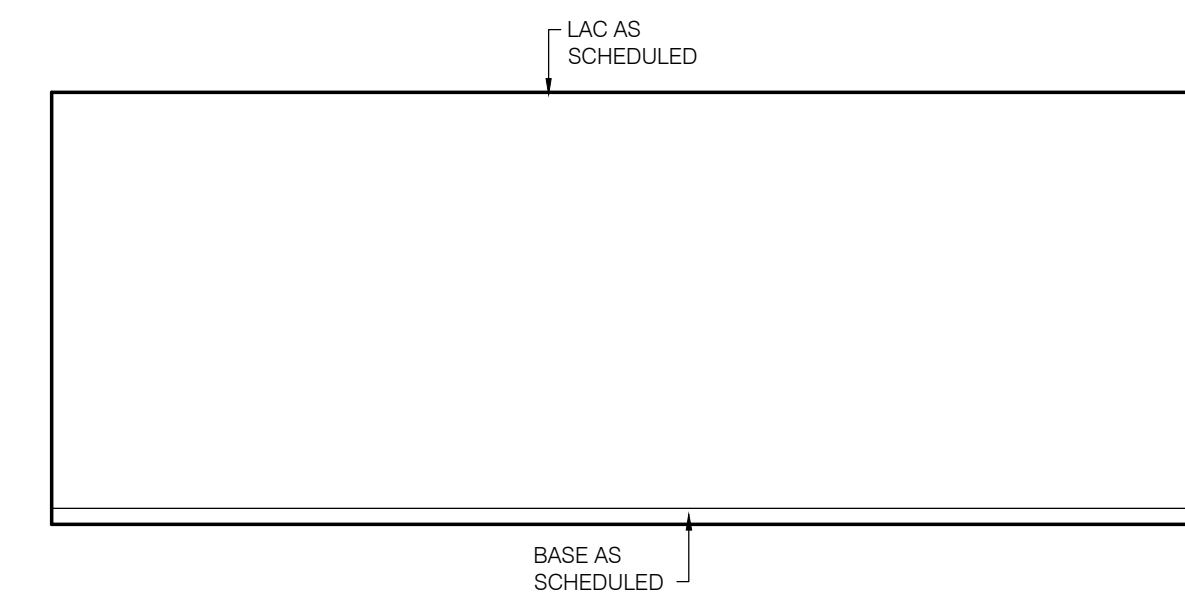
**C MENS RESTROOM 214**  
A2.43 SCALE: 1/4" = 1'-0"



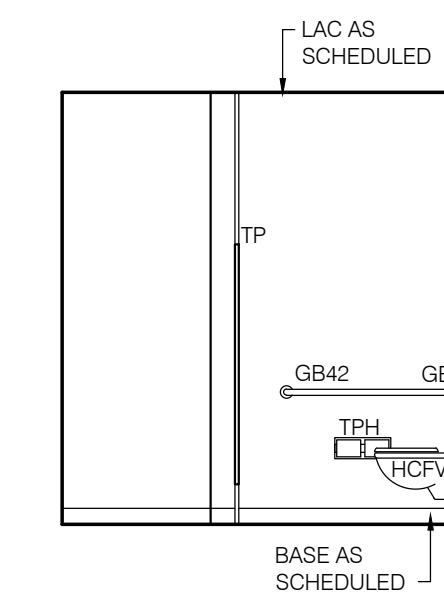
**D MENS RESTROOM 214**  
A2.43 SCALE: 1/4" = 1'-0"



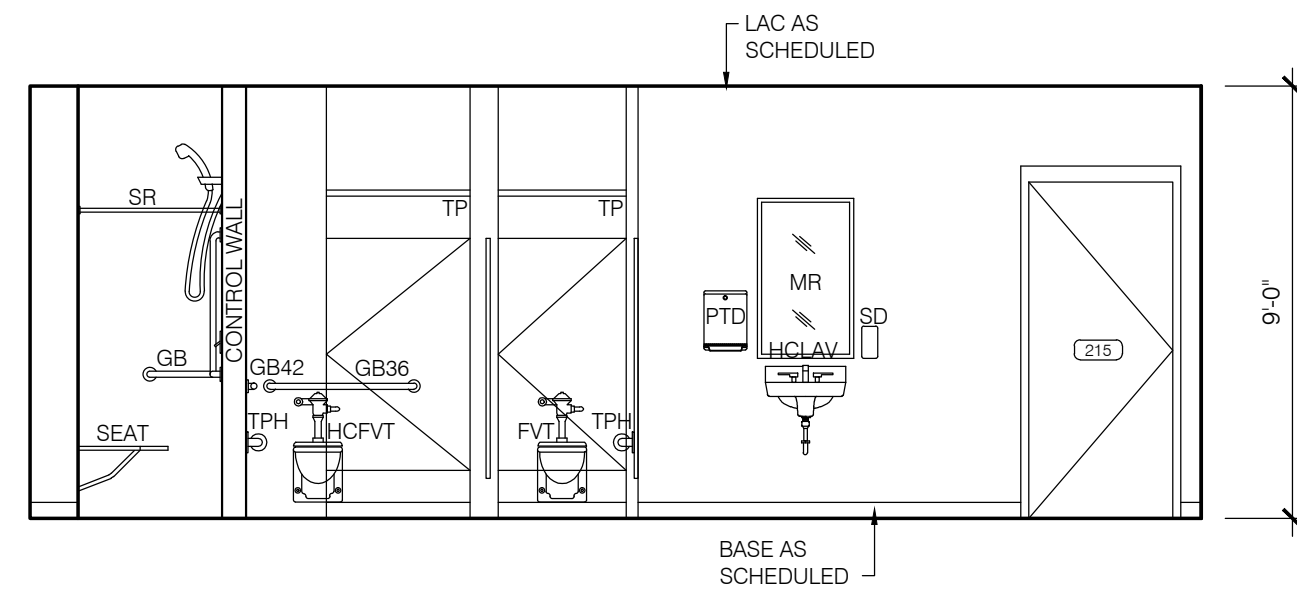
**E WOMENS RESTROOM 215**  
A2.43 SCALE: 1/4" = 1'-0"



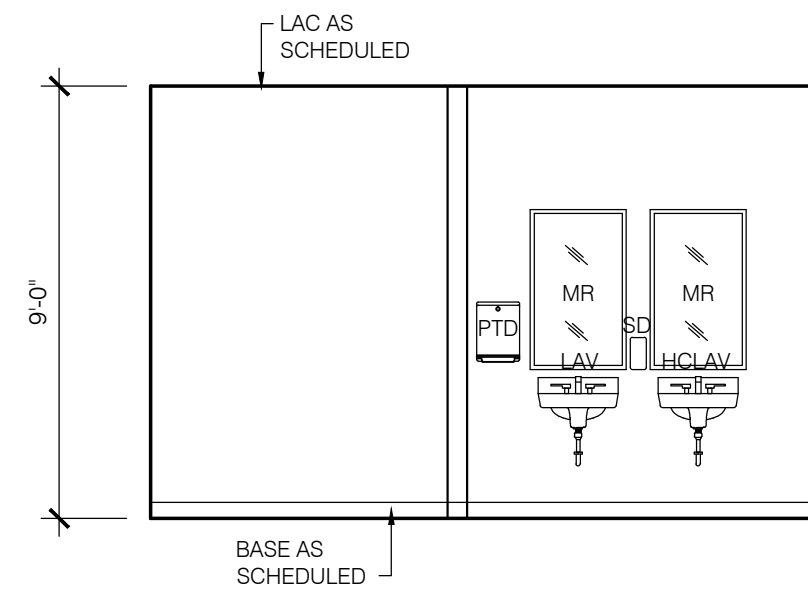
**F WOMENS RESTROOM 215**  
A2.43 SCALE: 1/4" = 1'-0"



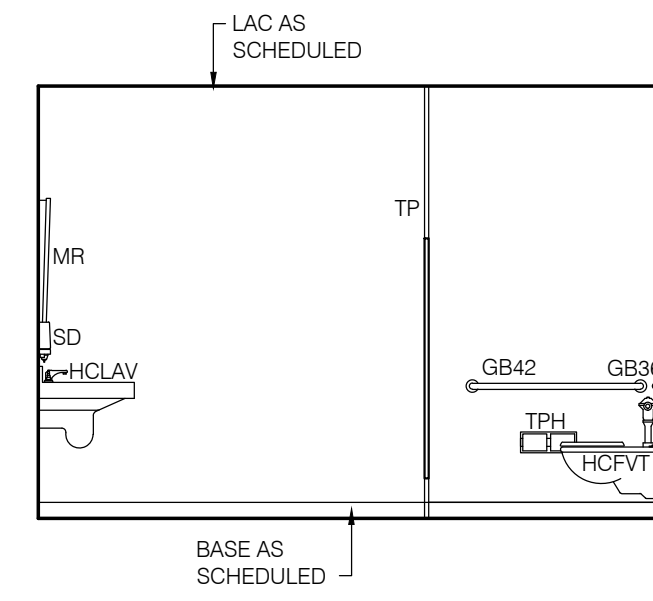
**G WOMENS RESTROOM 215**  
A2.43 SCALE: 1/4" = 1'-0"



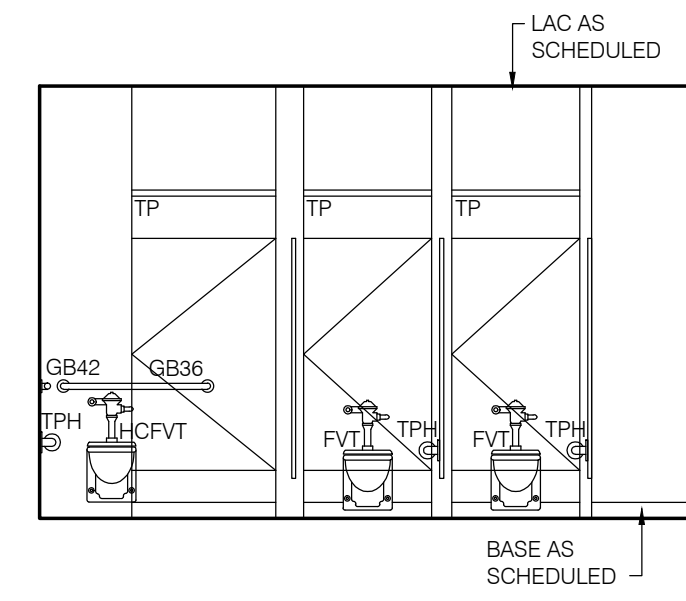
**H WOMENS RESTROOM 215**  
A2.43 SCALE: 1/4" = 1'-0"



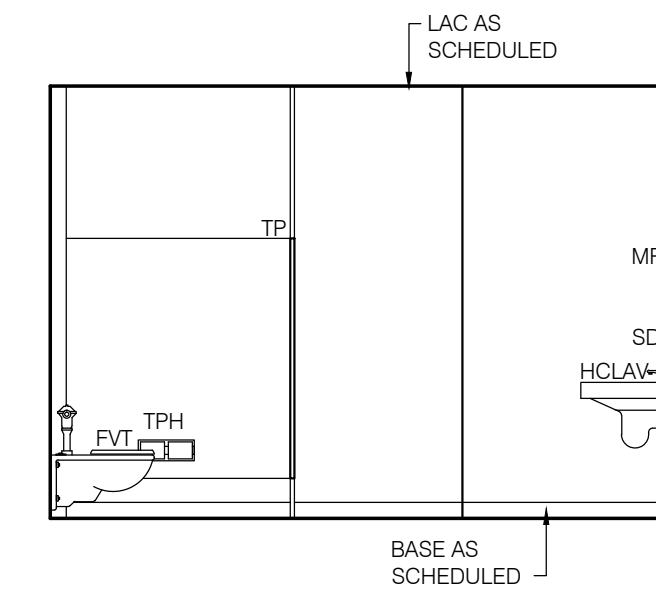
**I WOMENS RESTROOM 223**  
A2.43 SCALE: 1/4" = 1'-0"



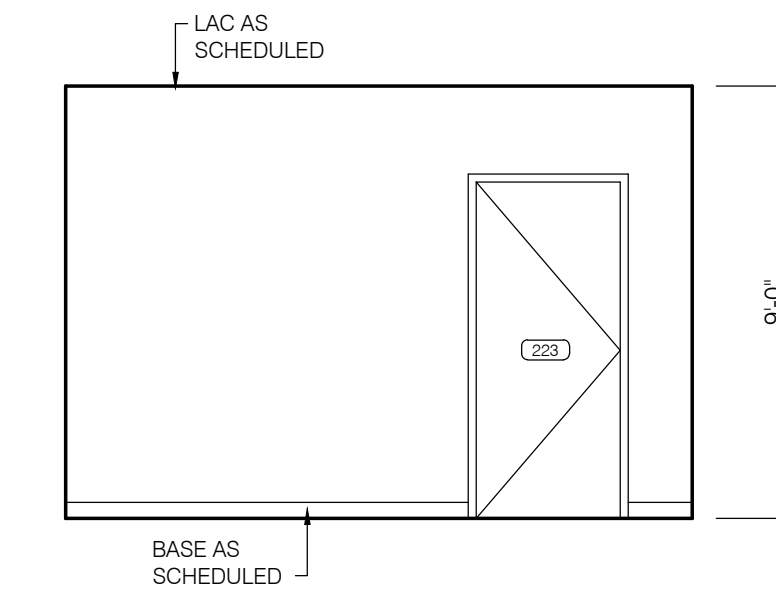
**J WOMENS RESTROOM 223**  
A2.43 SCALE: 1/4" = 1'-0"



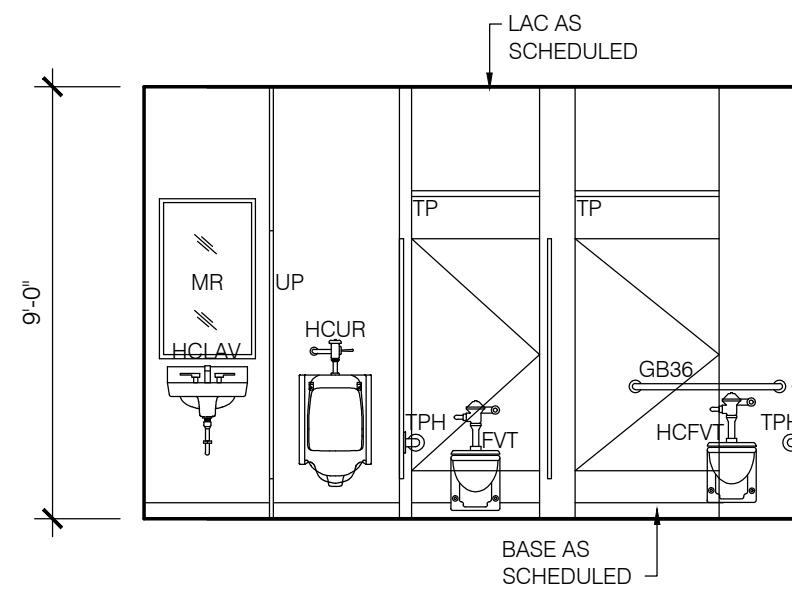
**K WOMENS RESTROOM 223**  
A2.43 SCALE: 1/4" = 1'-0"



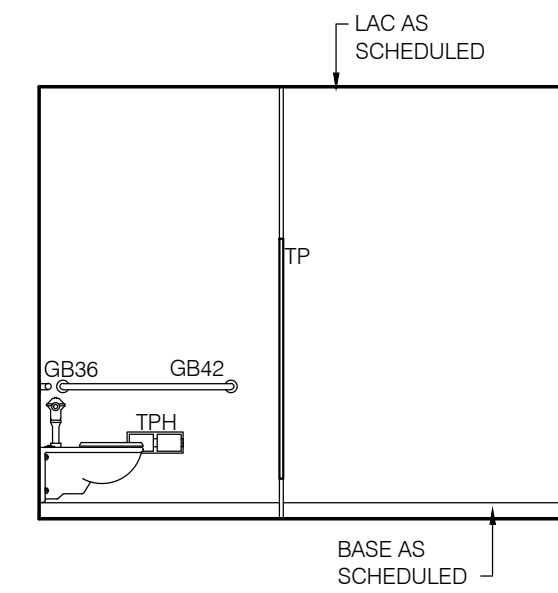
**L WOMENS RESTROOM 223**  
A2.43 SCALE: 1/4" = 1'-0"



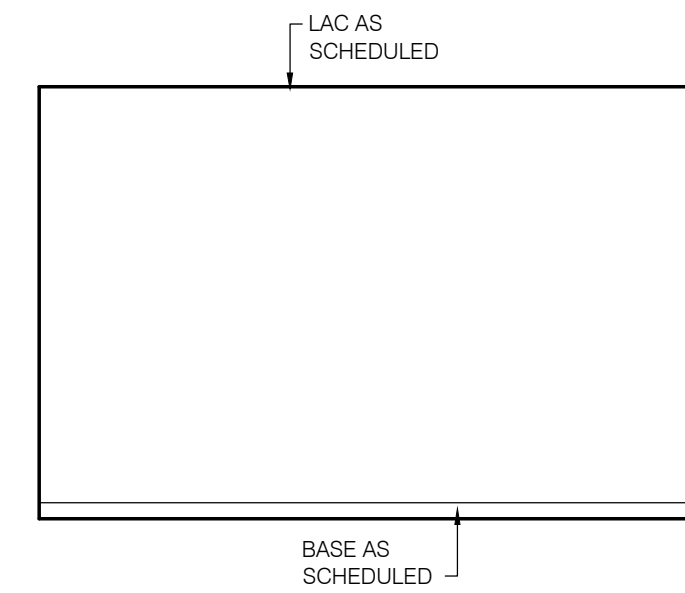
**M WOMENS RESTROOM 223**  
A2.43 SCALE: 1/4" = 1'-0"



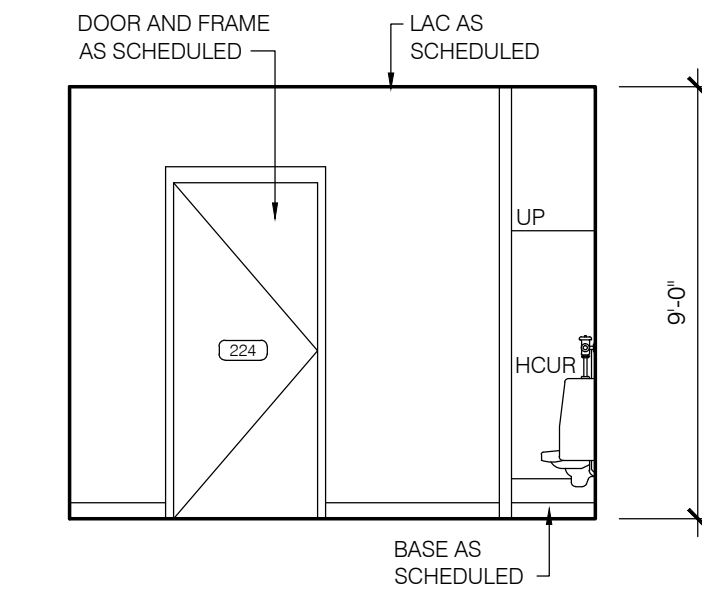
**N MENS RESTROOM 224**  
A2.43 SCALE: 1/4" = 1'-0"



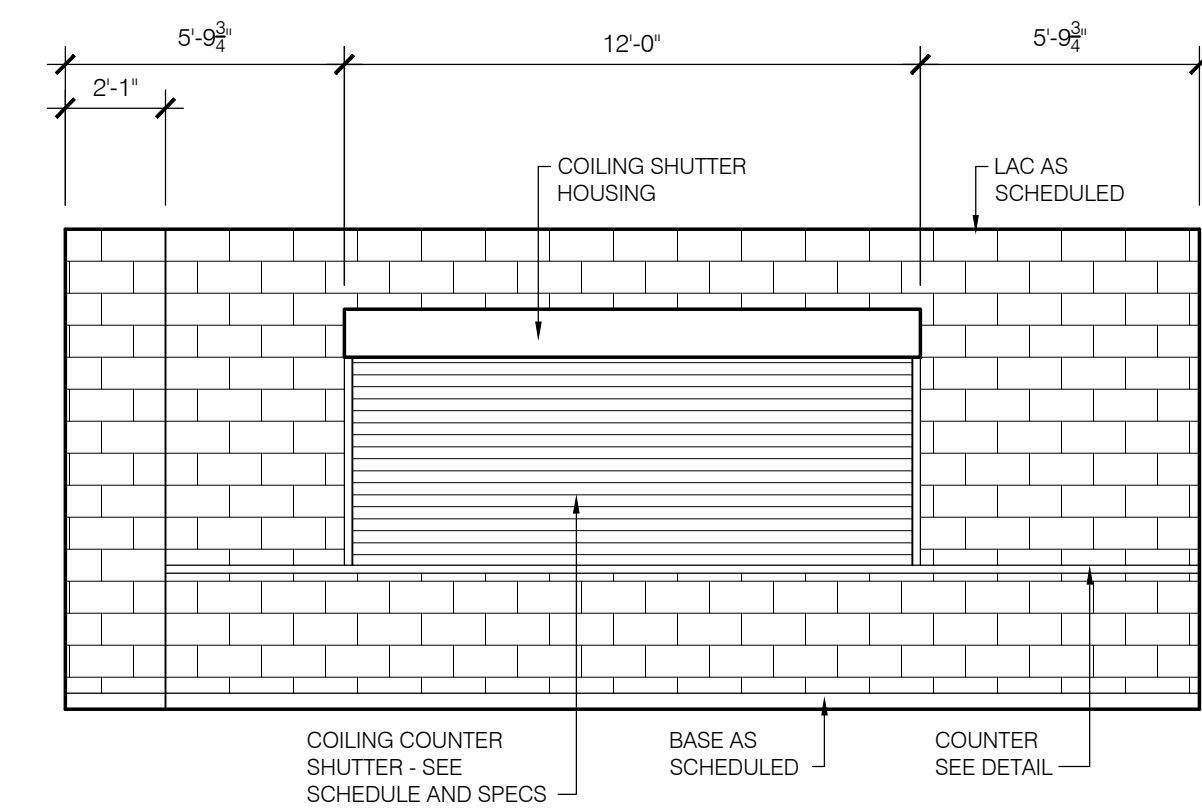
**O MENS RESTROOM 224**  
A2.43 SCALE: 1/4" = 1'-0"



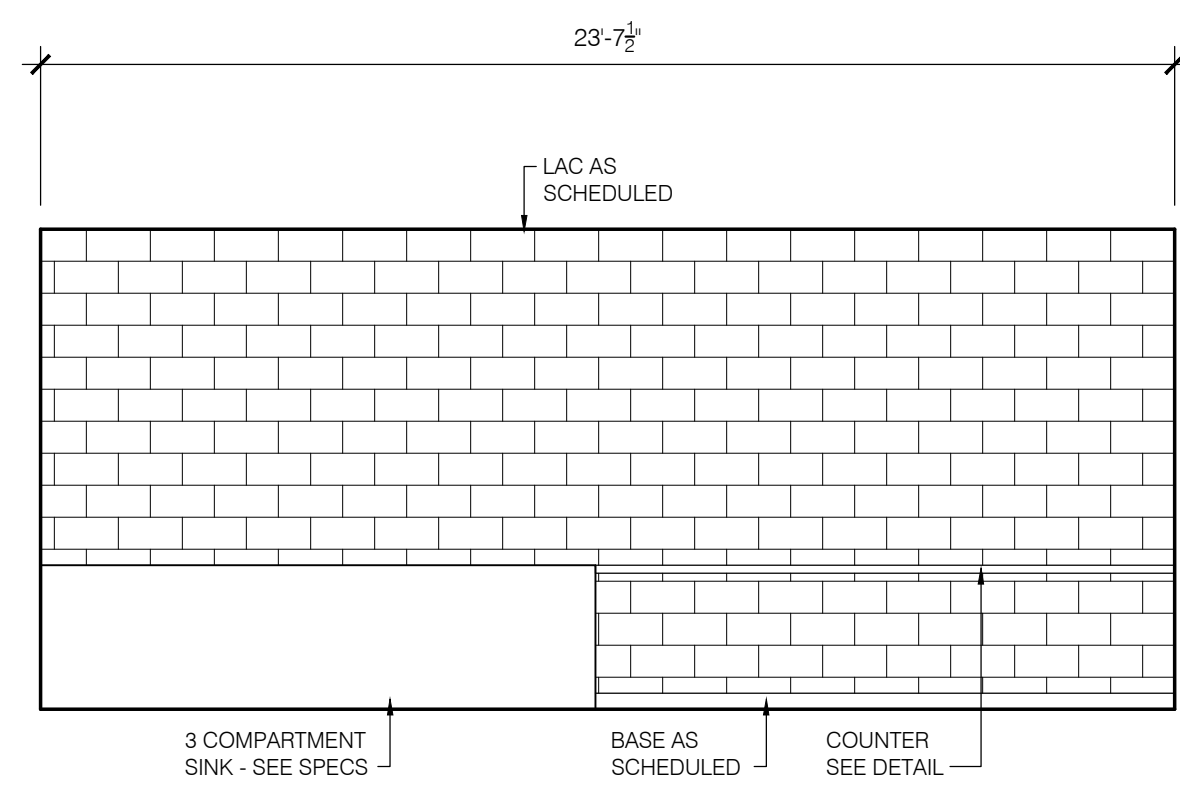
**P MENS RESTROOM 224**  
A2.43 SCALE: 1/4" = 1'-0"



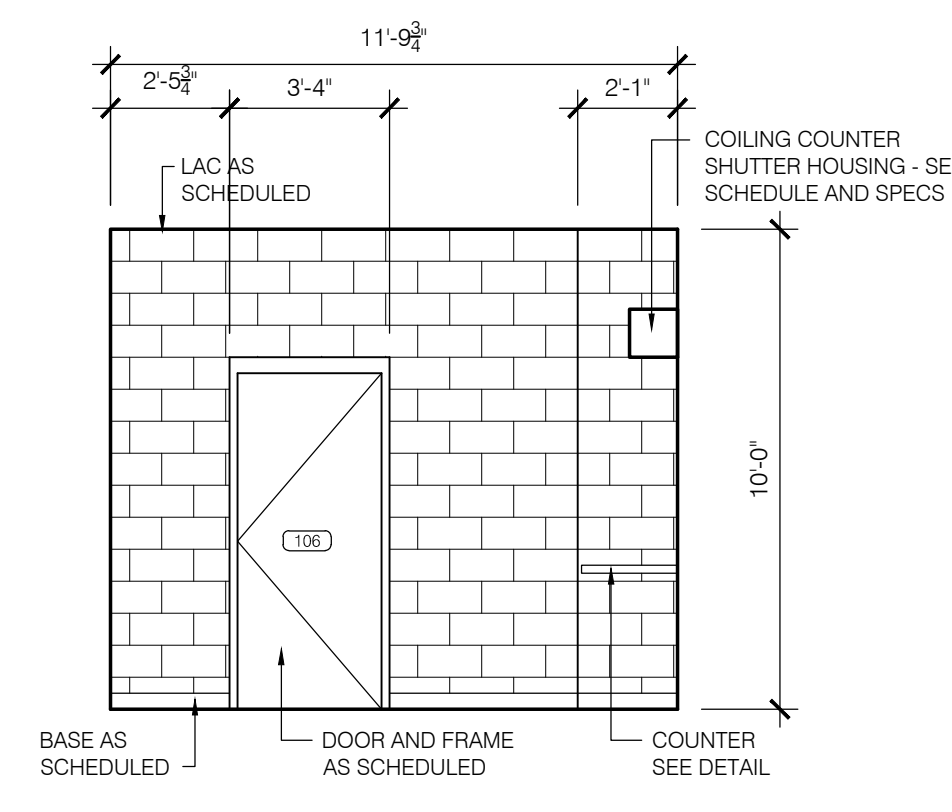
**Q MENS RESTROOM 224**  
A2.43 SCALE: 1/4" = 1'-0"



**R CONCESSIONS RM 106**  
A2.43 SCALE: 1/4" = 1'-0"



**S CONCESSIONS RM 106**  
A2.43 SCALE: 1/4" = 1'-0"



**T CONCESSIONS RM 106**  
A2.43 SCALE: 1/4" = 1'-0"

**GENERAL NOTES - TOILET ACCESS**


- ACCESSIBLE TOILET ROOMS MUST HAVE FIXTURE HEIGHTS, GRAB BARS, I.D. SIGNAGE AND ACCESSORIES TO MEET ALL APPLICABLE CODES AND ACCESSIBILITY STANDARDS, BUT NOT LIMITED TO THOSE SHOWN ON THIS SHEET.
- TOILET PARTITION STALL DOORS MUST BE OPERABLE FROM BOTH SIDES WITHOUT A KEY SPECIAL KNOWLEDGE OR EFFORT.
- I.D. SIGNAGE LETTERS AND NUMERALS SHALL BE RAISED, UPPER CASE AND BRAILLE. THE CHARACTERS SHALL CONTRAST WITH THEIR BACKGROUND. MOUNTING HEIGHT SHALL BE 60" ABOVE FINISH FLOOR TO THE CENTERLINE OF THE SIGN.
- PROVIDE BLOCKING IN WALLS FOR ALL ACCESSORIES INCLUDING LAVS, W.C.'S AND GRAB BARS TO MEET ALL APPLICABLE CODES AND ACCESSIBILITY STANDARDS. METAL BACKING IS ACCEPTABLE.

**TOILET ROOM ACCESSORIES**

ITEM	ITEM NAME
BCS	BABY CHANGING STATION
CH	COAT HOOK
EWC	ELECTRONIC WATER COOLER
FD	FLOOR DRAIN
FVT	FLUSH VALVE TOILET - WALL MOUNTED
GB36	GRAB BAR 36"
GB42	GRAB BAR 42"
HCCFS	HANDI-CAPPED CLEAR FLOOR SPACE
HCTR	HANDI-CAPPED TURN RADIUS
LAV	LAVATORY - WALL HUNG
LOCKR	LOCKERS
M24	40"x24" MIRROR W/ STAINLESS STEEL CHANNEL FRAME
MBR	MOP AND BROOM RACK - WALL MOUNTED
MS	MOP SINK
PTD	PAPER TOWEL DISPENSER
SC	SHOWER CURTAIN ROD
SD	SOAP DISPENSER
TH	THRESHOLD
TP	TOILET PARTITION - SEE SPECS
TPH	TOILET PAPER HOLDER
UP	URINAL PARTITION
UR	URINAL - WALL HUNG

ISSUE DATE	DESCRIPTION
05-27-2016	50% CONSTR SET
06-27-2016	95% GEN WORKS
	drawn by
	checked by

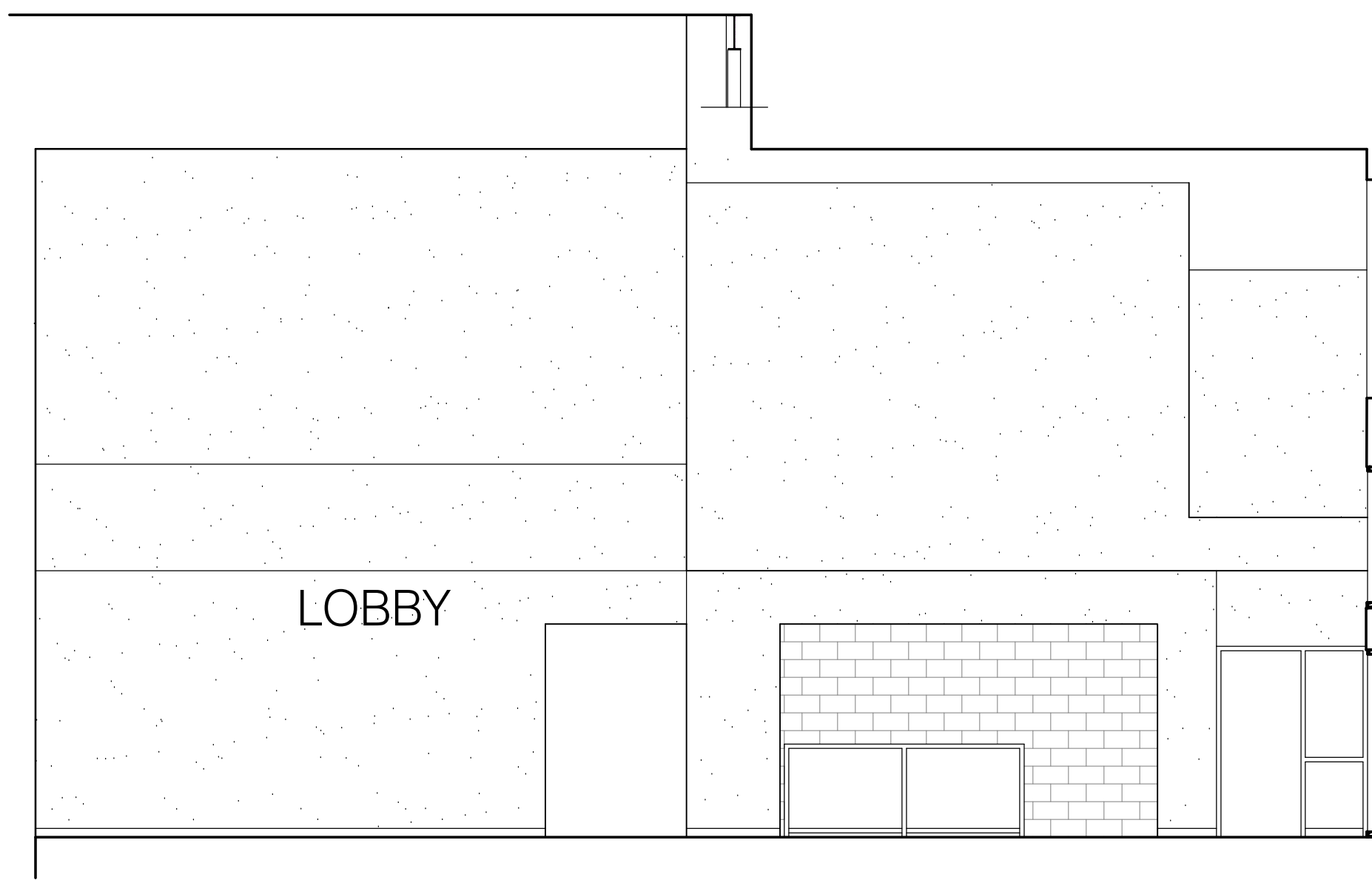
**FOLEY EVENT CENTER**  
GENERAL WORKS PACKAGE  
Foley, Alabama  
AMGM150099



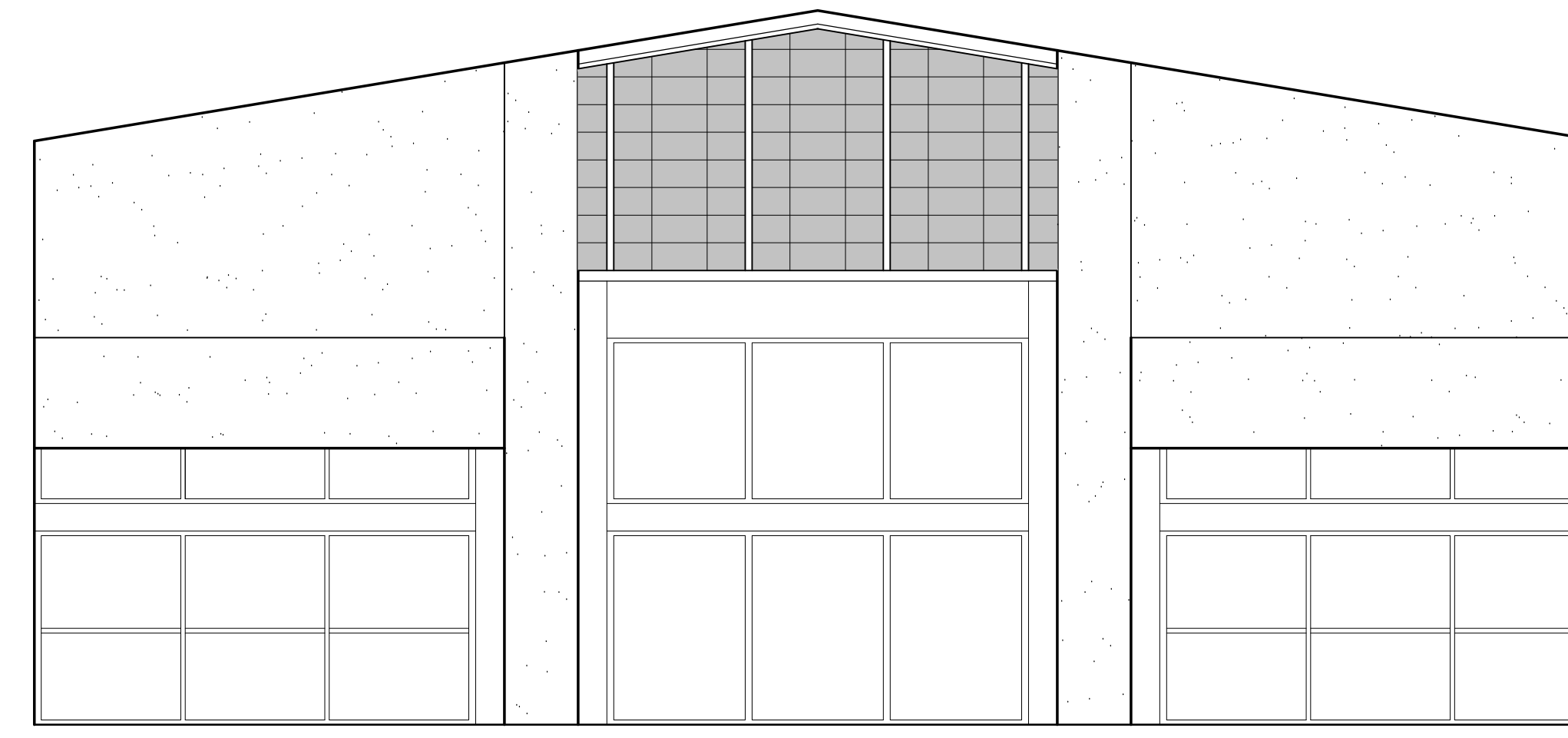
**LARGE SCALE**  
**RESTROOM ELEVATIONS**  
**A2.43**  
SHEET 01 OF 000

**NOT FOR CONSTRUCTION**  
**GOODWYN MILLS CAWOOD**  
2660 EastChase Lane, Suite 200 | Montgomery, AL 36117  
Tel 334.271.3200 | GMCNETWORK.COM

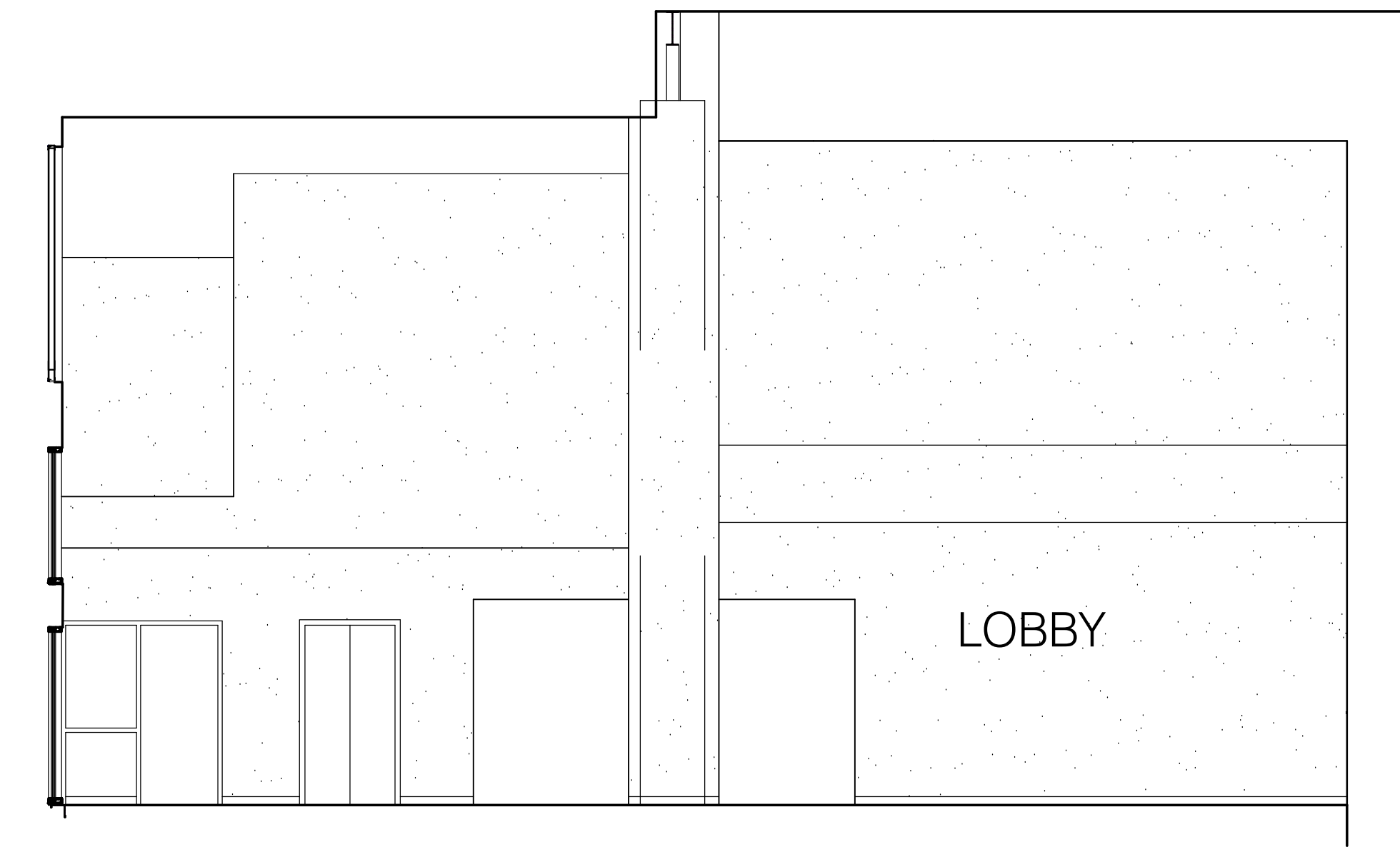
NOT FOR CONSTRUCTION



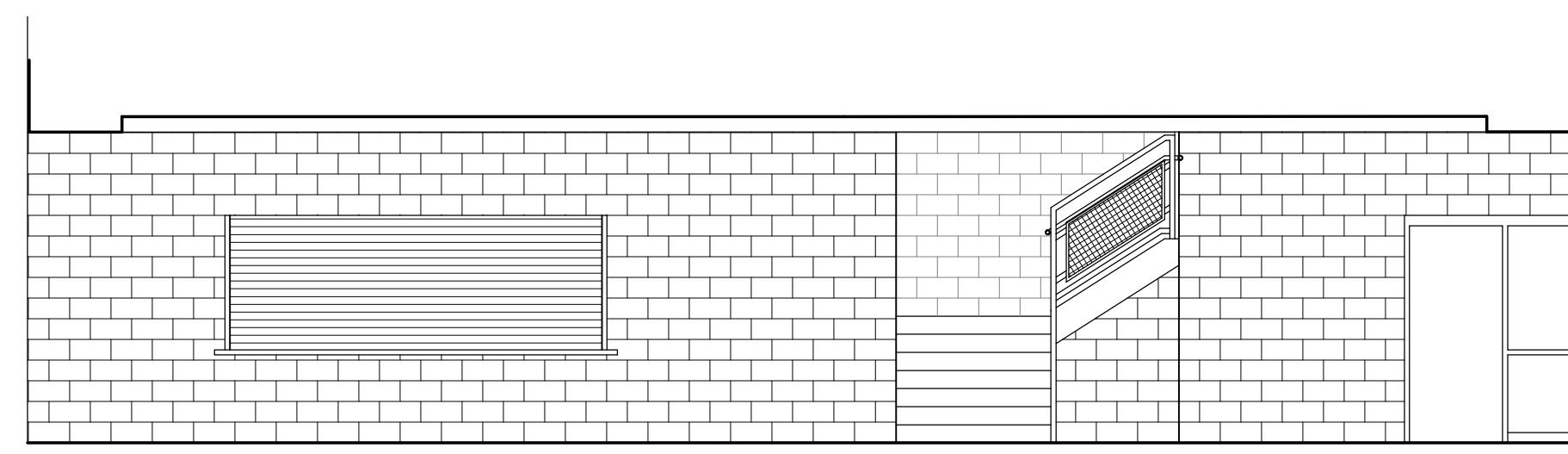
**A MEZZANINE LOBBY - SOUTH**  
SCALE: 3/16" = 1'-0"




**B MEZZANINE LOBBY - WEST**  
SCALE: 3/16" = 1'-0"



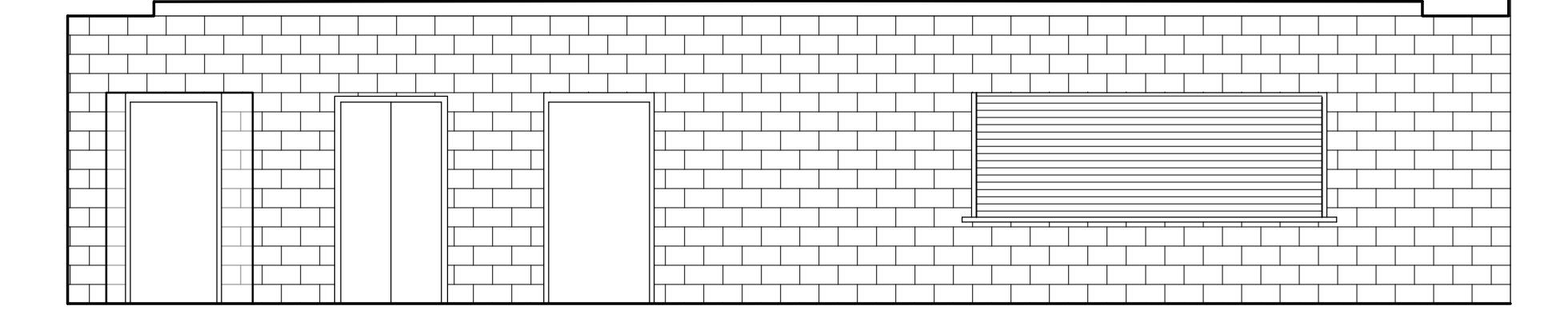
**C MEZZANINE LOBBY - NORTH**  
SCALE: 3/16" = 1'-0"



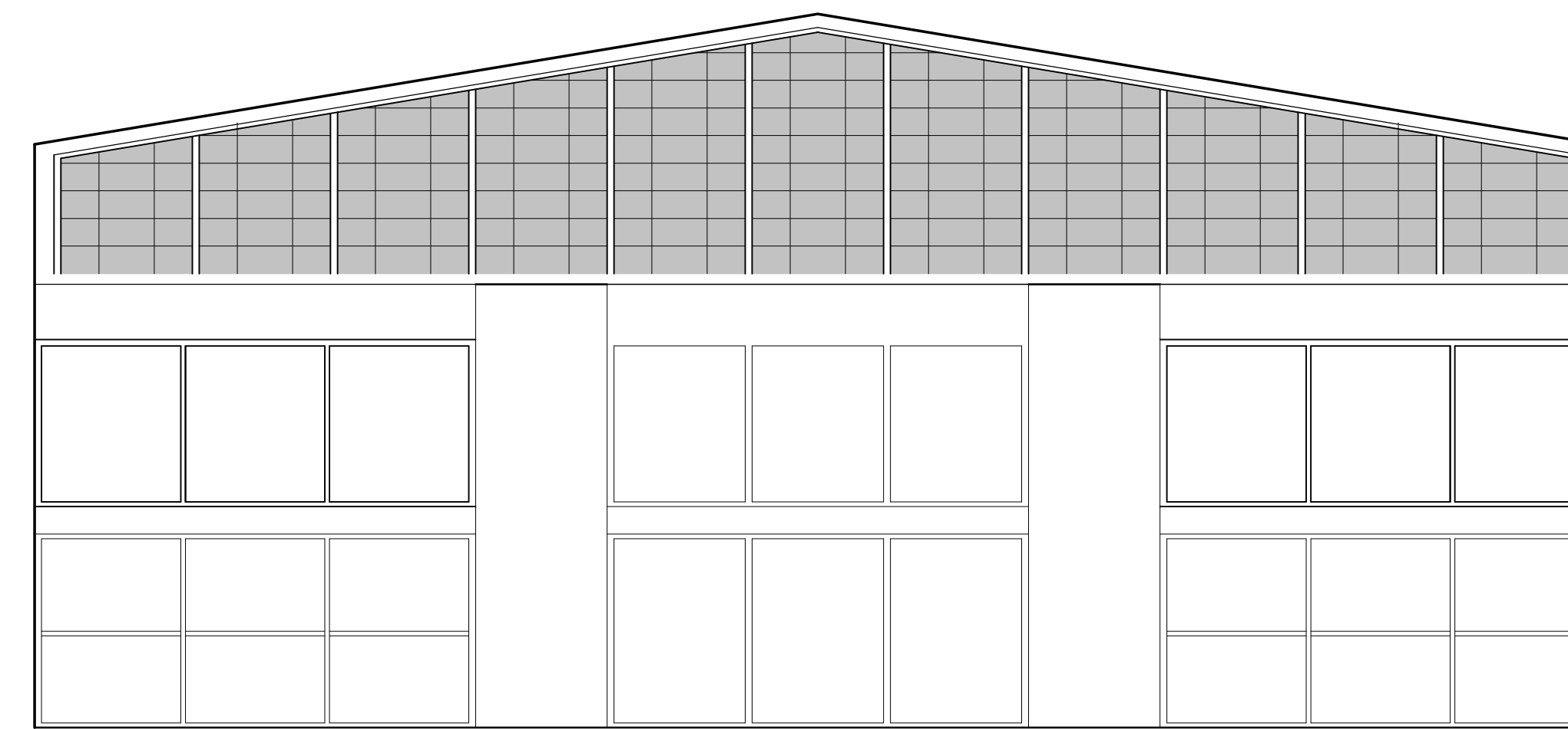
**D LOBBY - SOUTH**  
SCALE: 3/16" = 1'-0"



**E LOBBY - WEST**  
SCALE: 3/16" = 1'-0"



**F LOBBY - NORTH**  
SCALE: 3/16" = 1'-0"



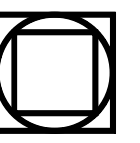
**G MEZZANINE LOBBY - WEST**  
SCALE: 3/16" = 1'-0"

- GENERAL NOTES - TOILET ACCESS**
- ACCESSIBLE TOILET ROOMS MUST HAVE FIXTURE HEIGHTS, GRAB BARS, I.D. SIGNAGE AND ACCESSORIES TO MEET ALL APPLICABLE CODES AND ACCESSIBILITY STANDARDS, BUT NOT LIMITED TO THOSE SHOWN ON THIS SHEET.
  - TOILET PARTITION STALL DOORS MUST BE OPERABLE FROM BOTH SIDES WITHOUT A KEY SPECIAL KNOWLEDGE OR EFFORT.
  - I.D. SIGNAGE LETTERS AND NUMERALS SHALL BE RAISED, UPPER CASE AND BRAILLE. THE CHARACTERS SHALL CONTRAST WITH THEIR BACKGROUND. MOUNTING HEIGHT SHALL BE 60" ABOVE FINISH FLOOR TO THE CENTERLINE OF THE SIGN.
  - PROVIDE BLOCKING IN WALLS FOR ALL ACCESSORIES INCLUDING LAVS, W.C.'S AND GRAB BARS TO MEET ALL APPLICABLE CODES AND ACCESSIBILITY STANDARDS. METAL BACKING IS ACCEPTABLE.

TOILET ROOM ACCESSORIES	
ITEM	ITEM NAME
BCS	BABY CHANGING STATION
CH	COAT HOOK
EWC	ELECTRONIC WATER COOLER
FD	FLOOR DRAIN
FVT	FLUSH VALVE TOILET - WALL MOUNTED
GB36	GRAB BAR 36"
GB42	GRAB BAR 42"
HCCFS	HANDI-CAPPED CLEAR FLOOR SPACE
HCTR	HANDI-CAPPED TURN RADIUS
LAV	LAVATORY - WALL HUNG
LCKR	LOCKERS
M24	40"x24" MIRROR W/ STAINLESS STEEL CHANNEL FRAME
MBR	MOP AND BROOM RACK - WALL MOUNTED
MS	MOP SINK
PTD	PAPER TOWEL DISPENSER
SC	SHOWER CURTAIN ROD
SD	SOAP DISPENSER
TH	THRESH HOLD
TP	TOILET PARTITION - SEE SPECS
TPH	TOILET PAPER HOLDER
UP	URINAL PARTITION
UR	URINAL - WALL HUNG

NOT FOR CONSTRUCTION

NOT FOR CONSTRUCTION



GOODWYN MILLS - CAWOOD

2660 EastChase Lane, Suite 200 | Montgomery, AL 36117  
Tel 334.271.3200 | GMCNETWORK.COM

ISSUE DATE

50% CONSTR SET 08/27/2016

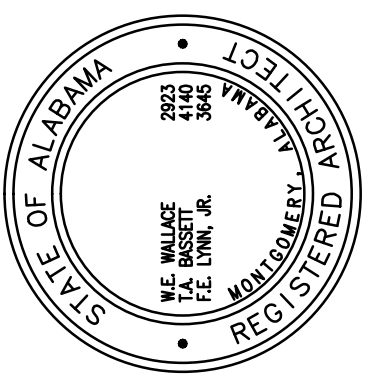
95% GEN WORKS 08/27/2016

drawn by:

checked by:

FOLEY EVENT CENTER  
GENERAL WORKS PACKAGE  
Foley, Alabama

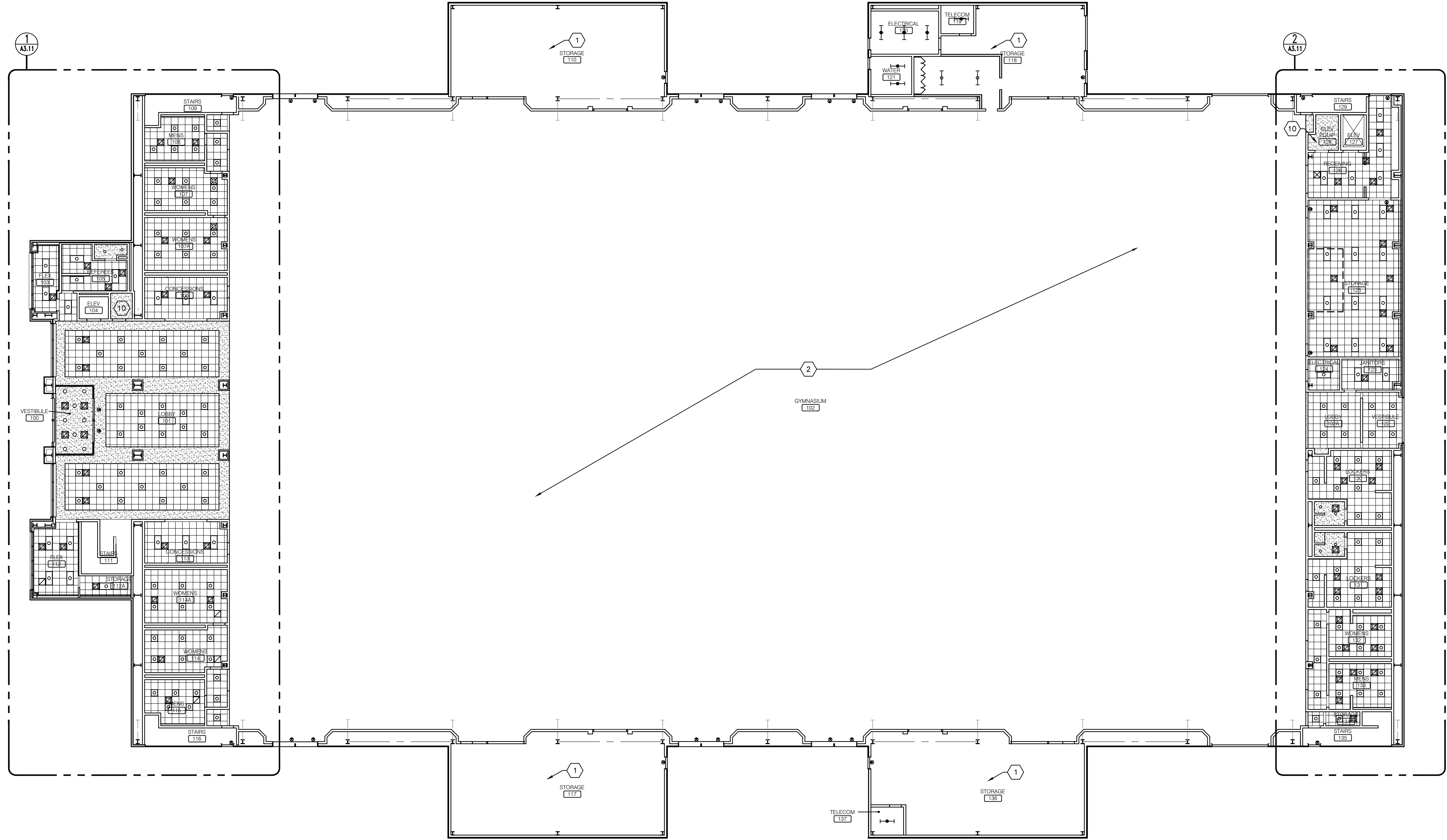
AMGM150099



LARGE SCALE  
INTERIOR ELEVATIONS

A2.44  
sheet

of 000



**REFLECTED CEILING PLAN - GROUND FLOOR**  
 SCALE: 1/16" = 1'-0"

**GENERAL NOTES - CEILING PLAN**

- SEE SHEET AX XX AND AX XX FOR INTERIOR FINISH SCHEDULES.
- REFER TO PLUMBING, MECHANICAL, ELECTRICAL PLANS FOR LOCATION OF RELATED ITEMS.
- COORDINATE WITH HVAC AND ELECTRICAL PLANS FOR LOCATION/QUANTITIES/TYPES OF DIFFUSERS AND LIGHTS.
- ALL GYPSUM BULKHEADS TO BE PAINTED UNLESS OTHERWISE NOTED.
- GYPSUM CEILING CONTROL JOINTS TO BE LOCATED AT COLUMN GRID LINES OR 50'-0" MAX O.C. EITHER DIRECTION.
- REFER TO CEILING DETAILS ON AX XX FOR FURTHER INFORMATION.
- REFERENCE INTERIOR ELEVATIONS BY ROOM NUMBERS INDICATED FOR ROOM SPECIFIC INFORMATION ON FURNISHINGS, EQUIPMENT, ETC.

**LEGEND - CEILING PLANS**

- LAY-IN ACOUSTICAL CEILING TILE & GRID
- GYPSUM BOARD CEILING ON SUSPENSION SYSTEM or METAL STUD FRAMING
- ROOF LINER PANELS
- HEIGHT ABOVE FINISH FLOOR
- SPRINKLER HEAD - EXPOSED - SEE FIRE PROTECTION PLAN
- RECESSED CAN LIGHT LUMINAIRE - SEE ELEC.
- PENDANT LUMINAIRE - SEE ELEC.
- EXTERIOR CANOPY SURFACE LUMINAIRE - SEE ELEC.
- 2x2 FLUORESCENT LUMINAIRE - SEE ELEC.
- 2x4 FLUORESCENT LUMINAIRE - SEE ELEC.
- SURFACE OR PENDANT INDUSTRIAL FLUORESCENT - SEE ELEC.
- EXIT LIGHT LUMINAIRE, SINGLE FACE - SEE ELEC.
- EXIT LIGHT LUMINAIRE, DOUBLE FACE - SEE ELEC.
- FLUORESCENT BRACKET LUMINAIRE - SEE ELECTRICAL
- BRACKET LUMINAIRE - SEE ELECTRICAL
- SIDEWALL SUPPLY REGISTER - SEE HVAC FOR SIZE
- SUPPLY AIR GRILL - SEE HVAC
- RETURN AIR GRILL - SEE HVAC
- EXHAUST AIR GRILL - SEE HVAC
- OWNER FURNISHED, OWNER INSTALLED

**KEY NOTE LEGEND**

- 1 EXPOSED STRUCTURE
- 2 SEE SHEET A3.02 FOR CEILING FINISHES FOR THIS AREA
- 3 ROOF HATCH
- 4 ROOF SUPPORTED VOLLEYBALL NET - O.F.O.I.
- 5 ROOF SUPPORTED BASKETBALL BACKBOARD AND GOAL - O.F.O.I.
- 6 ROOF SUPPORTED DIVIDER CURTAIN - O.F.O.I.
- 7 PRE-FINISHED METAL LINER PANEL BY OTHERS
- 8 PAINT EXPOSED STRUCTURAL MEMBERS - TYPICAL
- 9 PAINT EXPOSED PRE-ENGINEERED BUILDING STRUCTURE
- 10 2 HOUR FIRE RATED FLOOR / CEILING ASSEMBLY EQUIVALENT TO UL DESIGN Q563. SEE DETAIL.

**NOT FOR CONSTRUCTION**


GOODWYN MILLS | CAWOOD

2660 EastChase Lane, Suite 200 | Montgomery, AL 36117  
 Tel 334.271.3200 | GMCNETWORK.COM

ISSUE DATE	ISSUE	BY	CHECKED BY
05-27-2016	50% CONSTRUCTION SET		
06-27-2016	95% GENERAL WORKS		

**FOLEY EVENT CENTER**  
**GENERAL WORKS PACKAGE**  
 Foley, Alabama

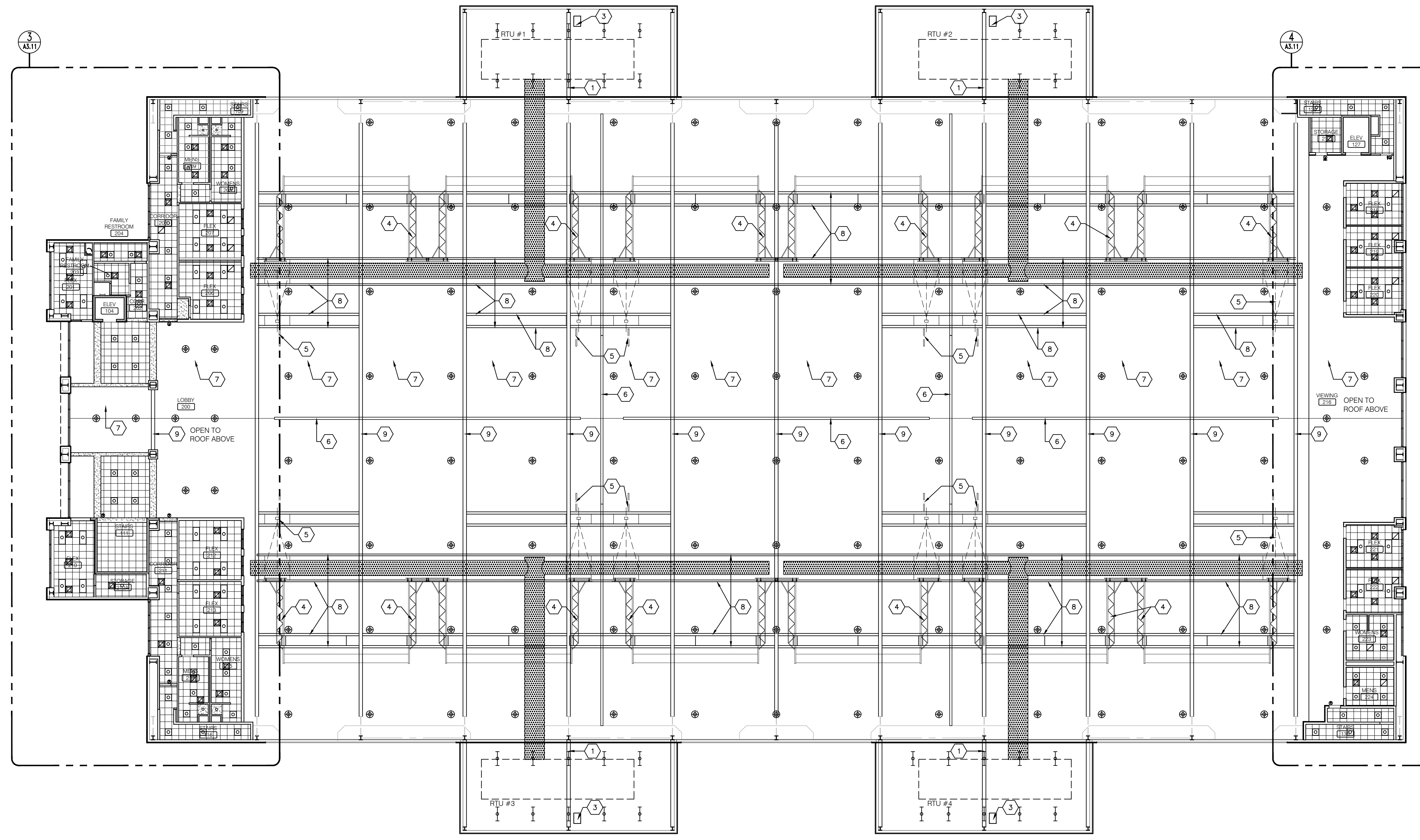
AMGM150099



**REFLECTED CEILING**  
**PLAN - GROUND FLOOR**

**A3.01**  
 SHEET OF 000

**NOT FOR CONSTRUCTION**



**REFLECTED CEILING PLAN - MEZZANINE LEVEL**  
 SCALE: 1/16" = 1'-0"

- GENERAL NOTES - CEILING PLAN**
- SEE SHEET AX XX AND AX XX FOR INTERIOR FINISH SCHEDULES.
  - REFER TO PLUMBING, MECHANICAL, ELECTRICAL PLANS FOR LOCATION OF RELATED ITEMS.
  - COORDINATE WITH HVAC AND ELECTRICAL PLANS FOR LOCATION/QUANTITIES/TYPES OF DIFFUSERS AND LIGHTS.
  - ALL GYPSUM BULKHEADS TO BE PAINTED UNLESS OTHERWISE NOTED.
  - GYPSUM CEILING CONTROL JOINTS TO BE LOCATED AT COLUMN GRID LINES OR 50'-0" MAX O.C. EITHER DIRECTION.
  - REFER TO CEILING DETAILS ON AX XX FOR FURTHER INFORMATION.
  - REFERENCE INTERIOR ELEVATIONS BY ROOM NUMBERS INDICATED FOR ROOM SPECIFIC INFORMATION ON FURNISHINGS, EQUIPMENT, ETC.
- LEGEND - CEILING PLANS**
- LAY-IN ACOUSTICAL CEILING TILE & GRID
  - GYPSUM BOARD CEILING ON SUSPENSION SYSTEM or METAL STUD FRAMING
  - ROOF LINER PANELS
  - HEIGHT ABOVE FINISH FLOOR
  - SPRINKLER HEAD - EXPOSED - SEE FIRE PROTECTION PLAN
  - RECESSED CAN LIGHT LUMINAIRE - SEE ELEC.
  - PENDANT LUMINAIRE - SEE ELEC.
  - EXTERIOR CANOPY SURFACE LUMINAIRE - SEE ELEC.
  - 2x2 FLUORESCENT LUMINAIRE - SEE ELEC.
  - 2x4 FLUORESCENT LUMINAIRE - SEE ELEC.
  - SURFACE OR PENDANT INDUSTRIAL FLUORESCENT - SEE ELEC.
  - EXIT LIGHT LUMINAIRE, SINGLE FACE - SEE ELEC.
  - EXIT LIGHT LUMINAIRE, DOUBLE FACE - SEE ELEC.
  - FLUORESCENT BRACKET LUMINAIRE - SEE ELECTRICAL
  - BRACKET LUMINAIRE - SEE ELECTRICAL
  - SIDEWALL SUPPLY REGISTER - SEE HVAC FOR SIZE
  - SUPPLY AIR GRILL - SEE HVAC
  - RETURN AIR GRILL - SEE HVAC
  - EXHAUST AIR GRILL - SEE HVAC
  - OWNER FURNISHED, OWNER INSTALLED
- KEY NOTE LEGEND**
- 1 EXPOSED STRUCTURE
  - 2 SEE SHEET A3.02 FOR CEILING FINISHES FOR THIS AREA
  - 3 ROOF HATCH
  - 4 ROOF SUPPORTED VOLLEYBALL NET - O.F.O.I.
  - 5 ROOF SUPPORTED BASKETBALL BACKBOARD AND GOAL - O.F.O.I.
  - 6 ROOF SUPPORTED DIVIDER CURTAIN - O.F.O.I.
  - 7 PRE-FINISHED METAL LINER PANEL BY OTHERS
  - 8 PAINT EXPOSED STRUCTURAL MEMBERS - TYPICAL
  - 9 PAINT EXPOSED PRE-ENGINEERED BUILDING STRUCTURE
  - 10 2 HOUR FIRE RATED FLOOR / CEILING ASSEMBLY EQUIVALENT TO UL DESIGN Q583. SEE DETAIL.

**NOT FOR CONSTRUCTION**

GOODWYN MILLS | CAWOOD

2660 EastChase Lane, Suite 200 | Montgomery, AL 36117  
Tel 334.271.3200 | GMCNETWORK.COM

ISSUE DATE	DESCRIPTION
05/27/2016	50% CONSTRUCTION SET
06/27/2016	95% GEN. WORKS

drawn by: \_\_\_\_\_  
checked by: \_\_\_\_\_

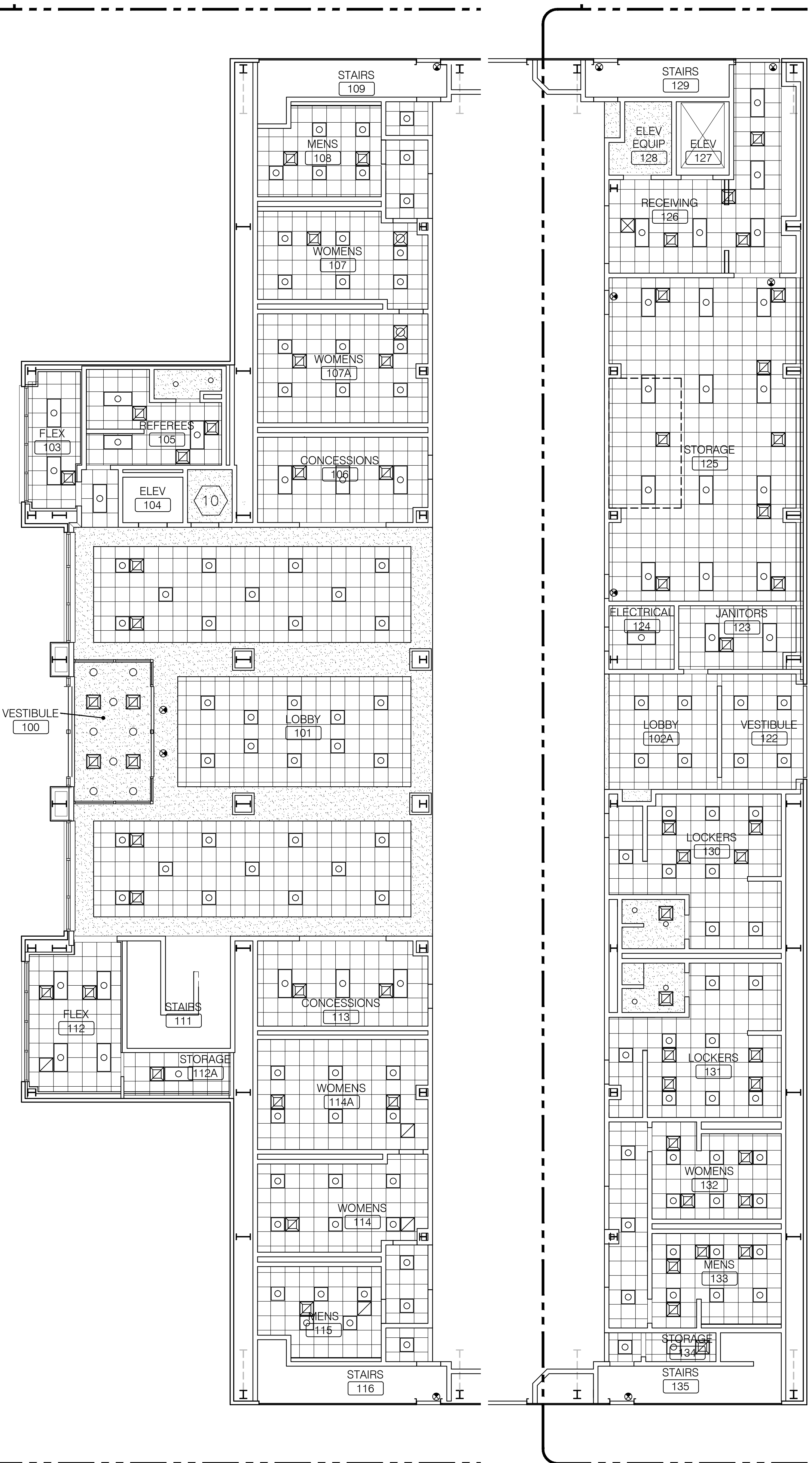
**FOLEY EVENT CENTER**  
**GENERAL WORKS PACKAGE**  
 Foley, Alabama

**AMGM150099**

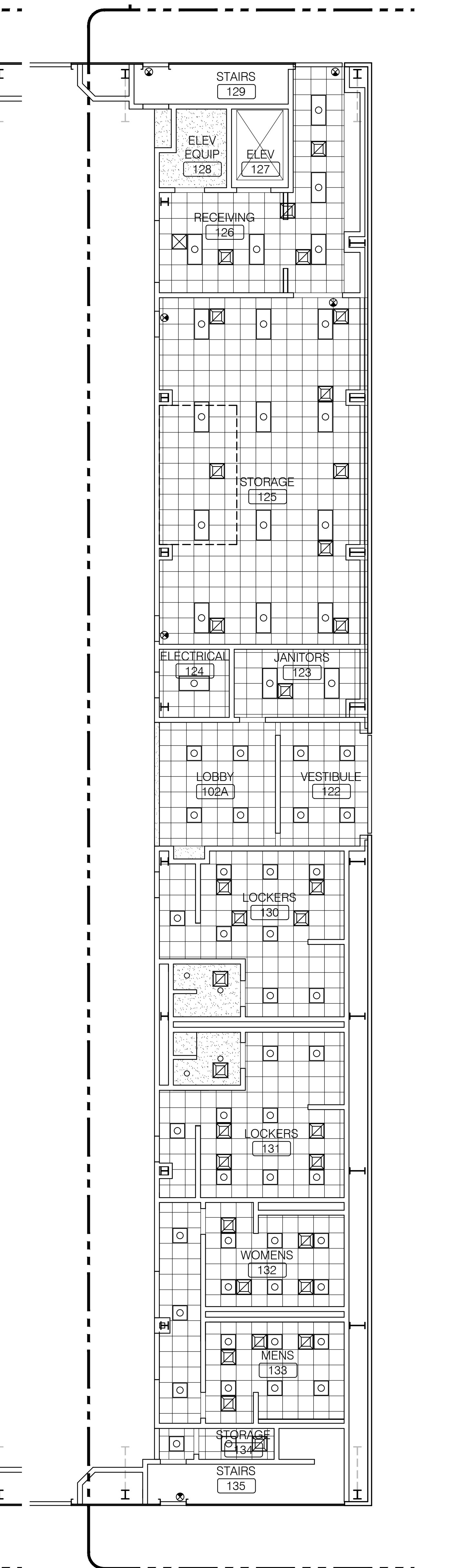
**REFLECTED CEILING PLAN - MEZZANINE LEVEL**

**A3.02**  
sheet of 000

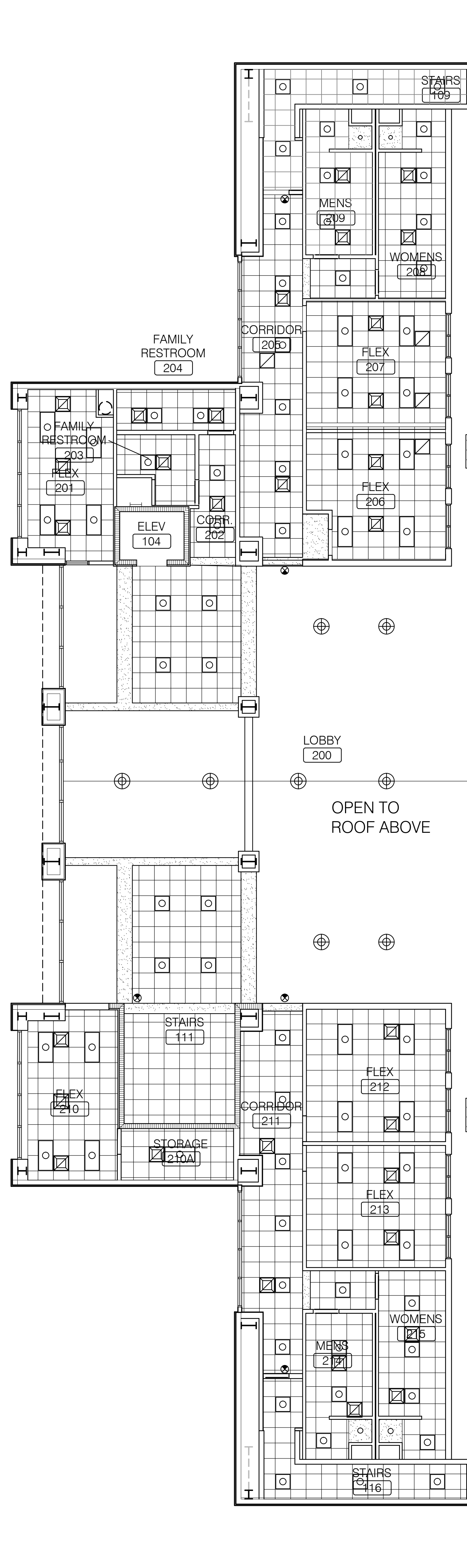
**NOT FOR CONSTRUCTION**



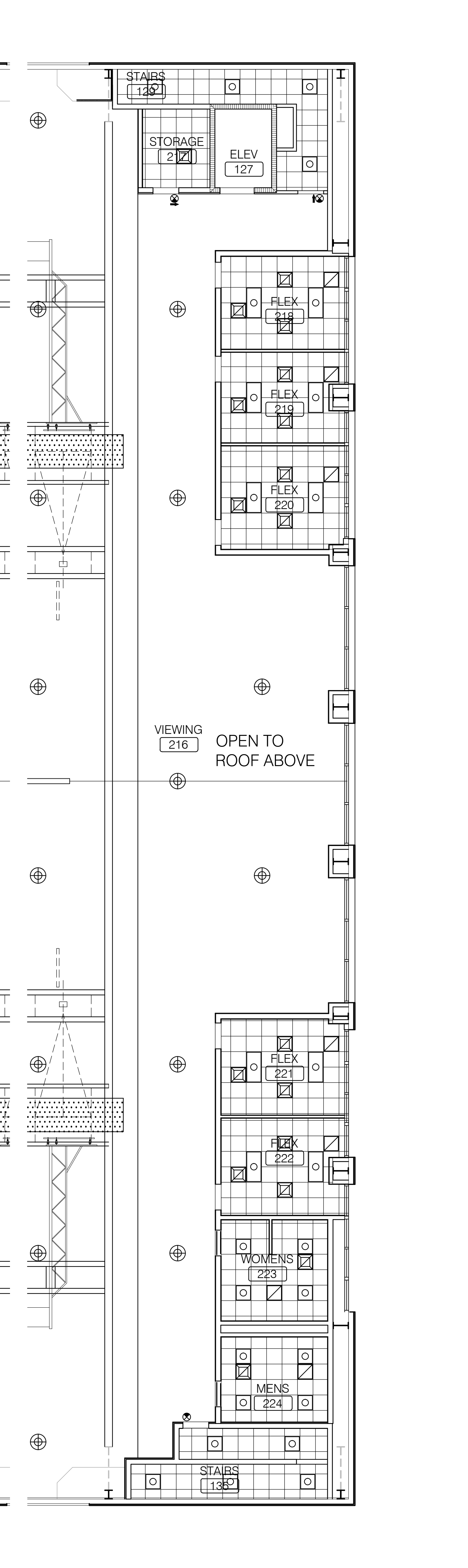
1 REFLECTED CEILING PLAN - GROUND FLOOR  
A3.11 SCALE: 1/8" = 1'-0"



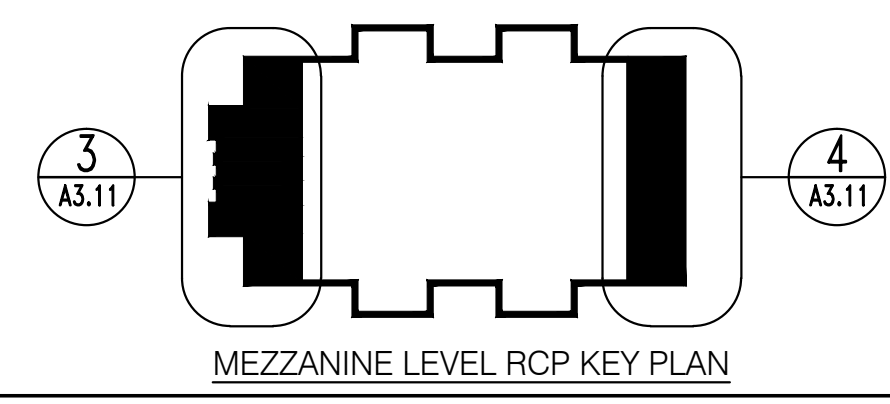
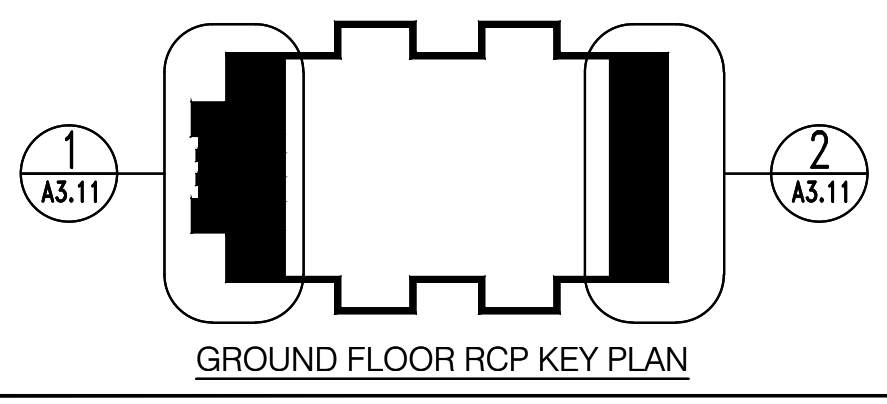
2 REFLECTED CEILING PLAN - GROUND FLOOR  
A3.11 SCALE: 1/8" = 1'-0"



3 REFLECTED CEILING PLAN - MEZZANINE LEVEL  
A3.11 SCALE: 1/8" = 1'-0"



4 REFLECTED CEILING PLAN - MEZZANINE LEVEL  
A3.11 SCALE: 1/8" = 1'-0"



**GENERAL NOTES - CEILING PLAN**

- SEE SHEET AX XX AND AX XX FOR INTERIOR FINISH SCHEDULES.
- REFER TO PLUMBING, MECHANICAL, ELECTRICAL PLANS FOR LOCATION OF RELATED ITEMS.
- COORDINATE WITH HVAC AND ELECTRICAL PLANS FOR LOCATION/ QUANTITIES/ TYPES OF DIFFUSERS AND LIGHTS.
- ALL GYPSUM BULKHEADS TO BE PAINTED UNLESS OTHERWISE NOTED.
- GYPSUM CEILING CONTROL JOINTS TO BE LOCATED AT COLUMN GRID LINES OR 50'-0" MAX O.C. EITHER DIRECTION.
- REFER TO CEILING DETAILS ON AX XX FOR FURTHER INFORMATION.
- REFERENCE INTERIOR ELEVATIONS BY ROOM NUMBERS INDICATED FOR ROOM SPECIFIC INFORMATION ON FURNISHINGS, EQUIPMENT, ETC.

- LEGEND - CEILING PLANS**
- LAY-IN ACOUSTICAL CEILING TILE & GRID
  - GYPSUM BOARD CEILING ON SUSPENSION SYSTEM OR METAL STUD FRAMING
  - ROOF LINER PANELS
  - HEIGHT ABOVE FINISH FLOOR
  - SPRINKLER HEAD - EXPOSED - SEE FIRE PROTECTION PLAN
  - RECESSED CAN LIGHT LUMINAIRE - SEE ELEC.
  - PENDANT LUMINAIRE - SEE ELEC.
  - EXTERIOR CANOPY SURFACE LUMINAIRE - SEE ELEC.
  - 2x2 FLUORESCENT LUMINAIRE - SEE ELEC.
  - 2x4 FLUORESCENT LUMINAIRE - SEE ELEC.
  - SURFACE OR PENDANT INDUSTRIAL FLUORESCENT - SEE ELEC.
  - EXIT LIGHT LUMINAIRE, SINGLE FACE - SEE ELEC.
  - EXIT LIGHT LUMINAIRE, DOUBLE FACE - SEE ELEC.
  - FLUORESCENT BRACKET LUMINAIRE - SEE ELECTRICAL
  - BRACKET LUMINAIRE - SEE ELECTRICAL
  - SIDEWALL SUPPLY REGISTER - SEE HVAC FOR SIZE
  - SUPPLY AIR GRILL - SEE HVAC
  - RETURN AIR GRILL - SEE HVAC
  - EXHAUST AIR GRILL - SEE HVAC
  - OWNER FURNISHED, OWNER INSTALLED

- KEY NOTE LEGEND**
- 1 EXPOSED STRUCTURE
  - 2 SEE SHEET A3.02 FOR CEILING FINISHES FOR THIS AREA
  - 3 ROOF HATCH
  - 4 ROOF SUPPORTED VOLLEYBALL NET - O.F.O.I.
  - 5 ROOF SUPPORTED BASKETBALL BACKBOARD AND GOAL - O.F.O.I.
  - 6 ROOF SUPPORTED DIVIDER CURTAIN - O.F.O.I.
  - 7 PRE-FINISHED METAL LINER PANEL BY OTHERS
  - 8 PAINT EXPOSED STRUCTURAL MEMBERS - TYPICAL
  - 9 PAINT EXPOSED PRE-ENGINEERED BUILDING STRUCTURE

**NOT FOR CONSTRUCTION**

GOODWYN MILLS | CAWOOD

2660 EastChase Lane, Suite 200 | Montgomery, AL 36117  
Tel 334.271.3200 | GMCNETWORK.COM

ISSUE DATE	drawn by	checked by
50% CONSTR. SET 05/27/2015		
95% GEN. WORKS 06/27/2015		

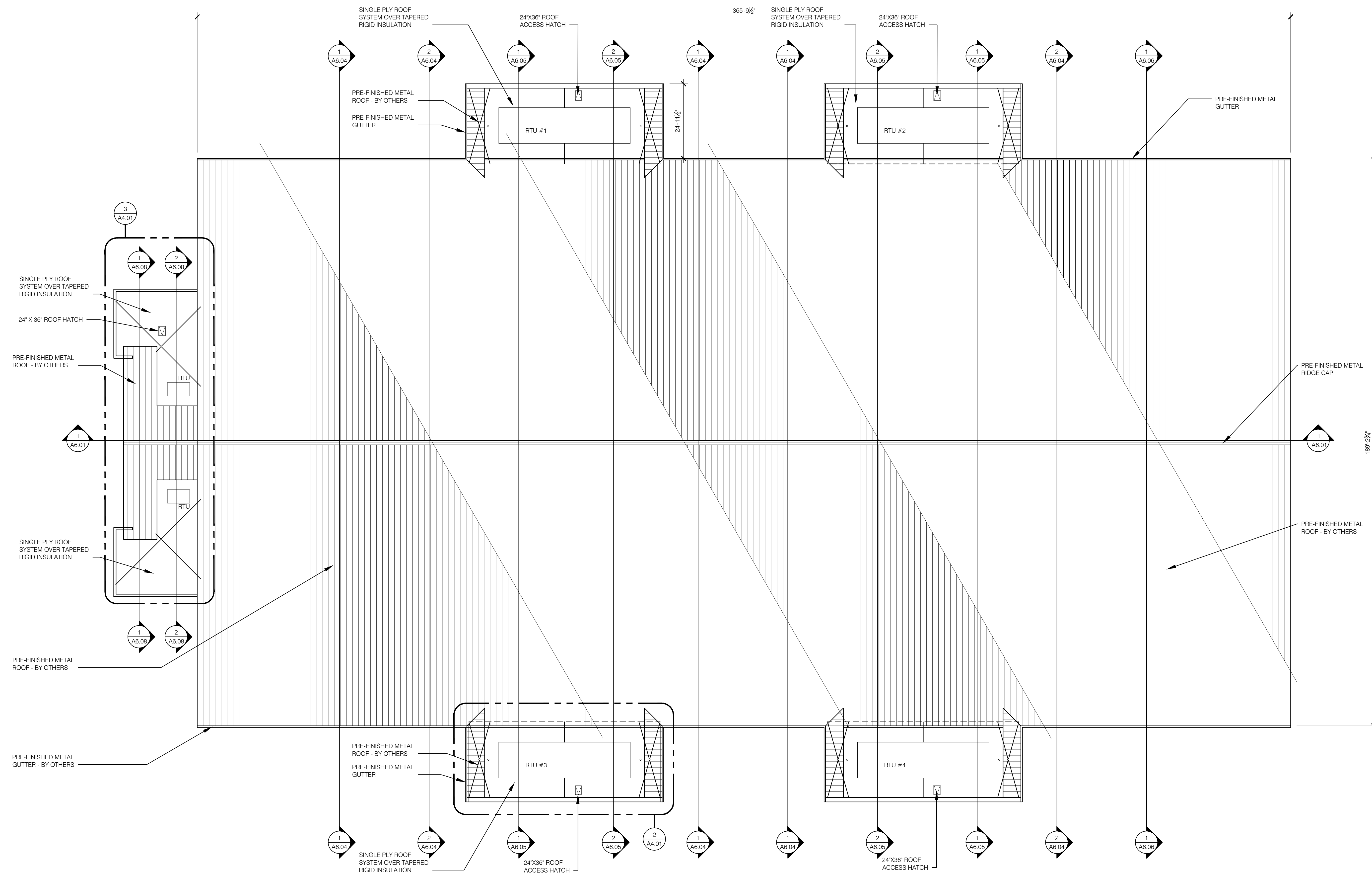
**FOLEY EVENT CENTER**  
GENERAL WORKS PACKAGE  
Foley, Alabama

AMGM150099

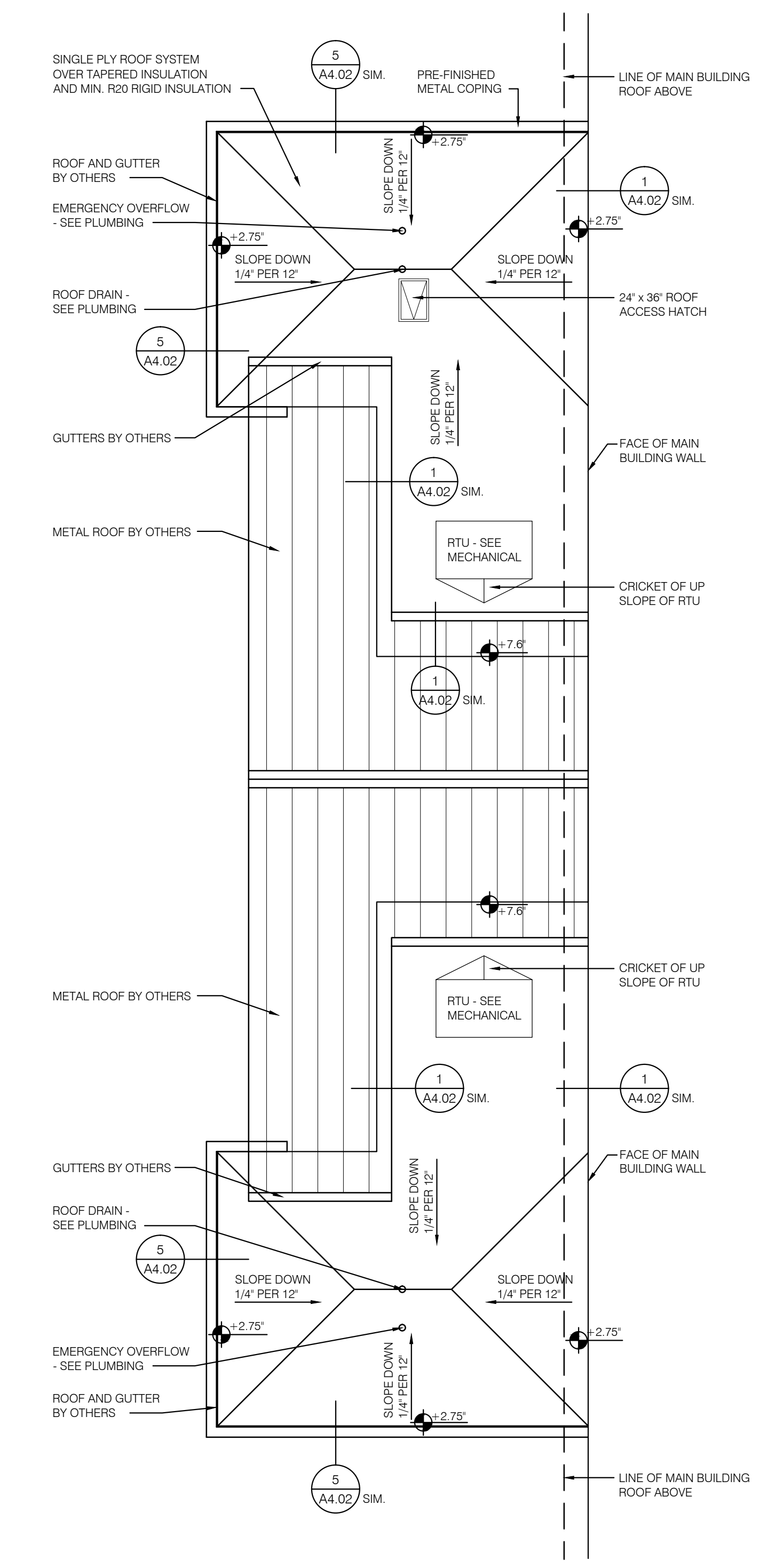
**REFLECTED CEILING PLANS - LARGE SCALE**

**A3.11**  
sheet of 000

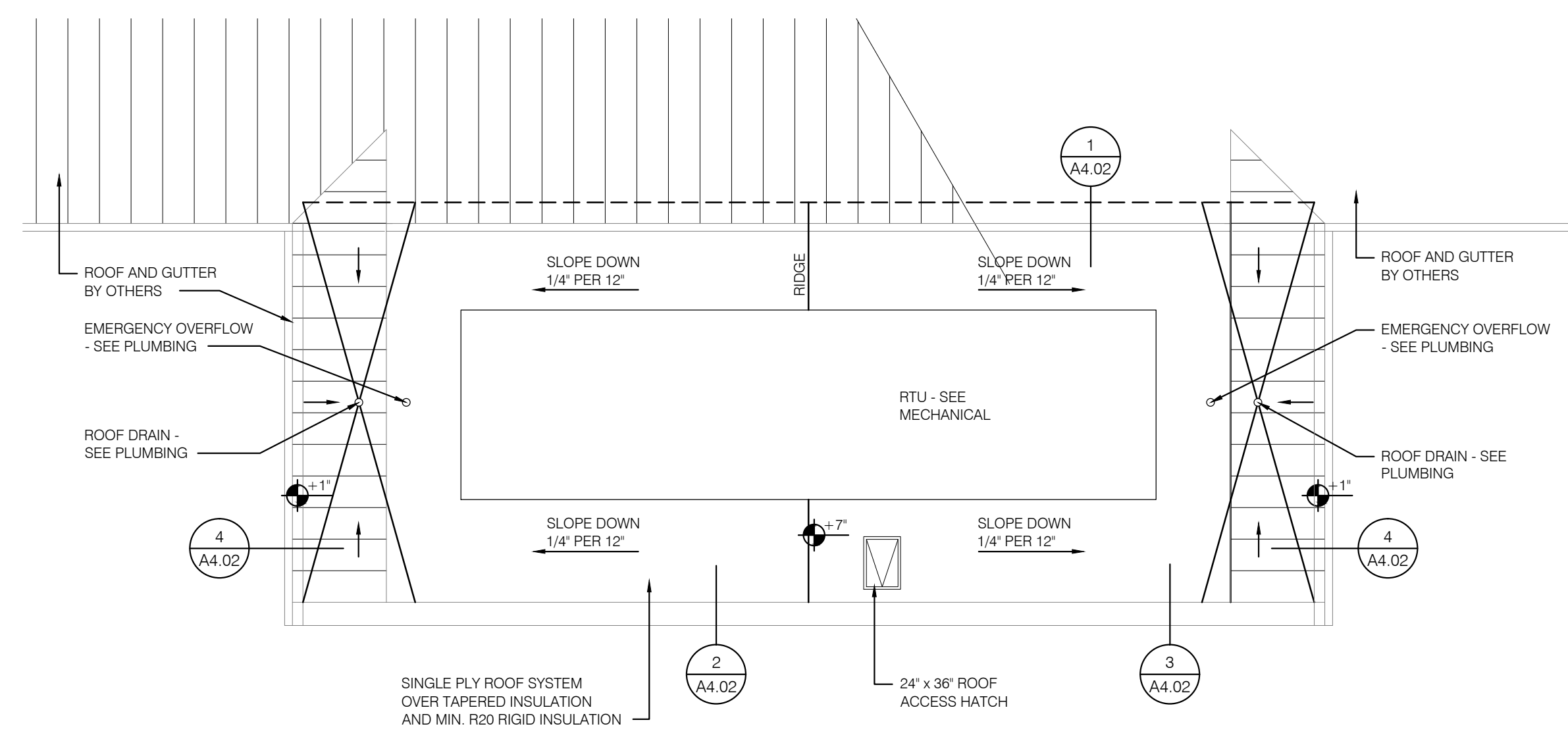




**1 ROOF PLAN**  
A4.01 SCALE: 1/16" = 1'-0"



**3 PARTIAL ROOF PLAN**  
A4.02 SCALE: 1/8" = 1'-0"



**2 PARTIAL ROOF PLAN**  
A4.01 SCALE: 1/8" = 1'-0"

NOT FOR CONSTRUCTION

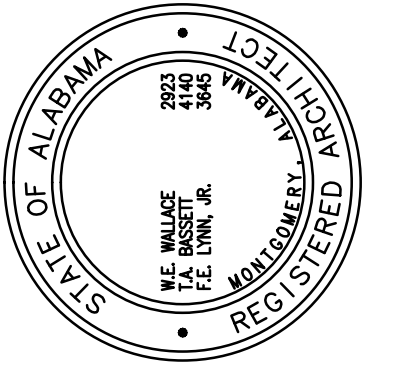
NOT FOR CONSTRUCTION  
GOODWYN MILLS CAWOOD

2660 EastChase Lane, Suite 200 | Montgomery, AL 36117  
Tel 334.271.3200 | GMCNETWORK.COM

ISSUE DATE	drawn by	checked by
50% CONSTR. SET   05.27.2016		
95% GEN. WORKS   06.27.2016		

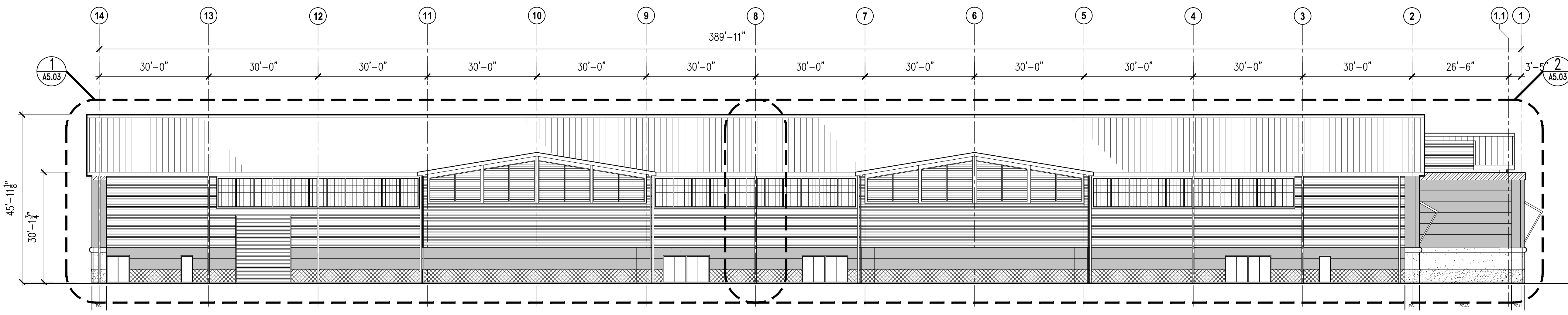
FOLEY EVENT CENTER  
GENERAL WORKS PACKAGE  
Foley, Alabama

AMGM150099

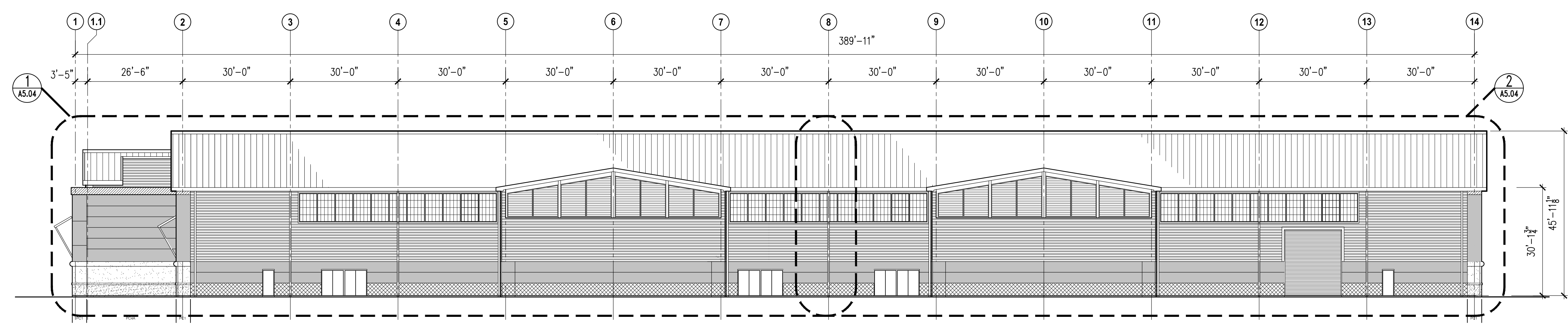


ROOF PLAN

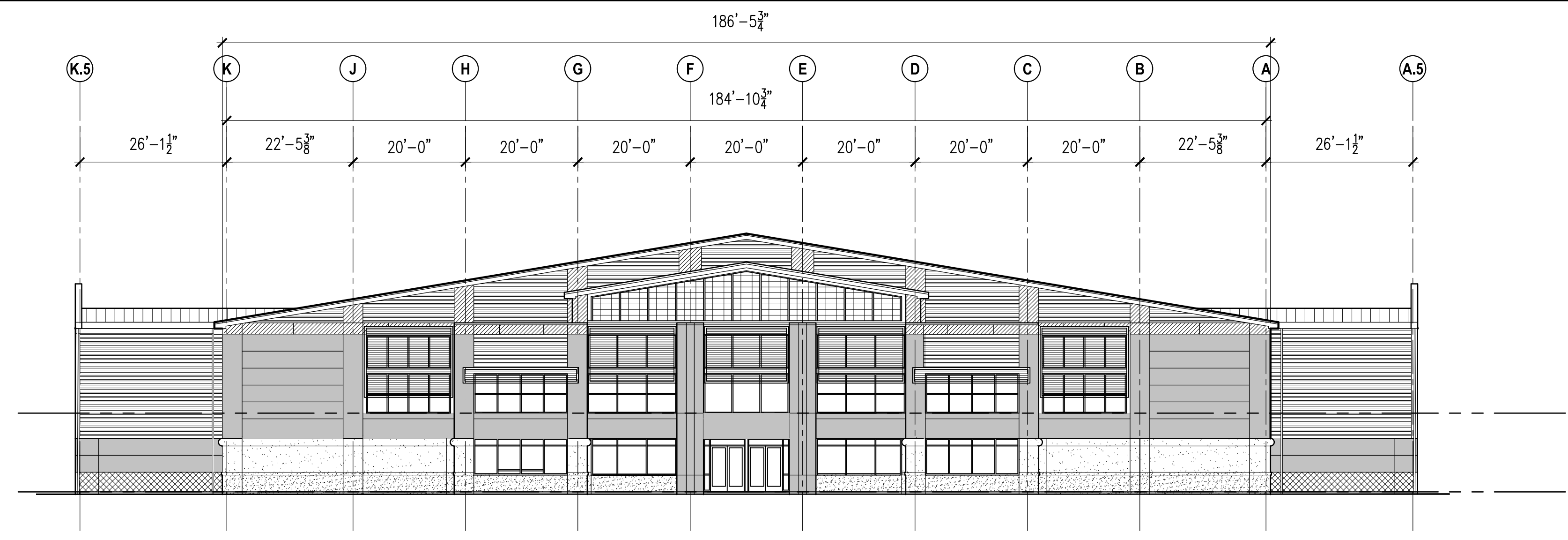
A4.01  
Sheet of 000



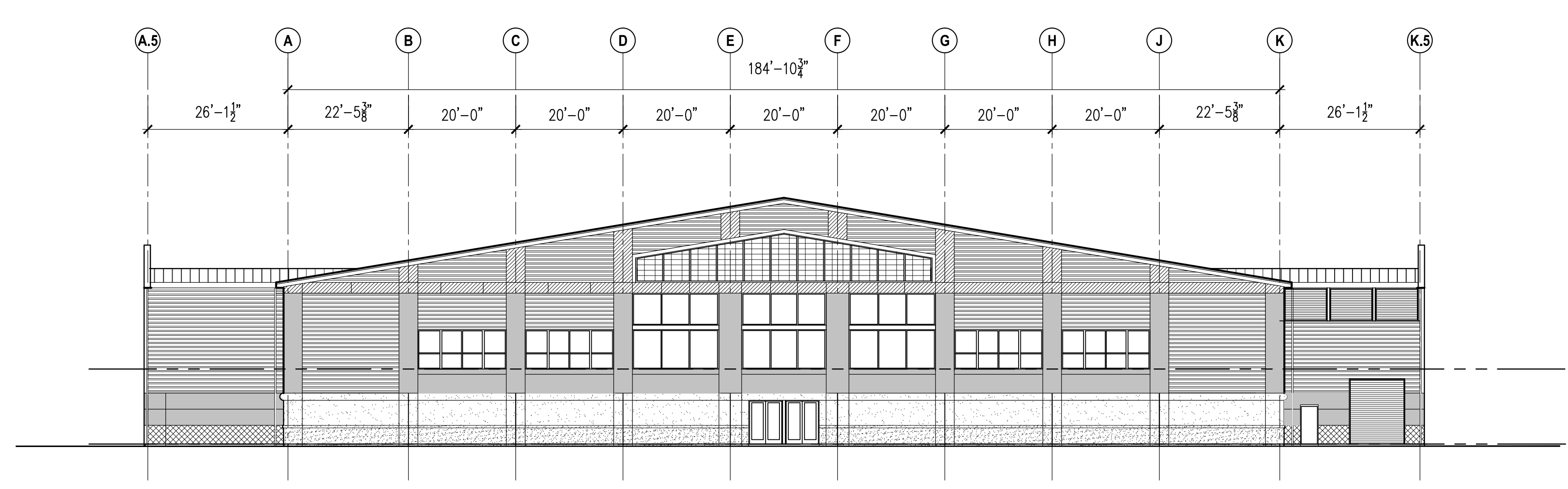
1 SIDE ELEVATION  
SCALE: 1/16" = 1'-0"



2 Side Elevation  
SCALE: 1/16" = 1'-0"



3 END ELEVATION - FRONT  
SCALE: 1/16" = 1'-0"




4 END ELEVATION - REAR  
SCALE: 1/16" = 1'-0"

- ELEVATION KEY NOTES**
- 1 PRE-FINISHED METAL PANELS - TYPE 1 - COLOR E1
  - 2 PRE-FINISHED METAL PANELS - TYPE 1 - COLOR E2
  - 3 PRE-FINISHED INSULATED METAL PANELS - TYPE 1 - COLOR E2
  - 4 PRE-FINISHED INSULATED METAL PANELS - TYPE 2 - COLOR E4
  - 5 PRE-FINISHED INSULATED METAL PANELS - TYPE 2 - COLOR E5
  - 6 PRECAST CONCRETE PANEL - PAINTED
  - 7 ALUMINUM STOREFRONT WINDOW AS SCHEDULED
  - 8 ALUMINUM FRAMED TRANSLUCENT PANEL SYSTEM AS SCHEDULED
  - 9 STEEL FRAMED LOUVERED SHADING SYSTEM
  - 10 PRE-FINISHED METAL DOWNSPOUT
  - 11 PRE-FINISHED TRAPEZOID METAL ROOF
  - 12 PRE-FINISHED INSULATED COILING OVERHEAD DOOR
  - 13 ALUMINUM STOREFRONT ENTRANCE DOOR AS SCHEDULED
  - 14 HOLLOW METAL DOORS AND FRAME AS SCHEDULED
  - 15 ALUMINUM STOREFRONT WINDOW WITH TICKET WINDOW

- EXTERIOR FINISH SCHEDULE**
- PRECAST CONCRETE PANELS
  - METAL WALL PANELS
  - INSULATED WALL PANEL TYPE 1
  - INSULATED WALL PANEL TYPE 2
  - METAL ROOF PANELS
  - GUTTERS, DOWNSPOUTS, EAVE AND RAKE TRIM
  - STOREFRONT
  - HOLLOW METAL DOORS AND FRAMES
  - OVERHEAD DOORS
  - LOUVERS

ISSUE DATE	ISSUE DESCRIPTION	DRAWN BY	CHECKED BY
05.27.2016	50% CONSTR SET		
06.27.2016	95% GEN WORKS		

**FOLEY EVENT CENTER**  
GENERAL WORKS PACKAGE  
Foley, Alabama  
AMGM150099



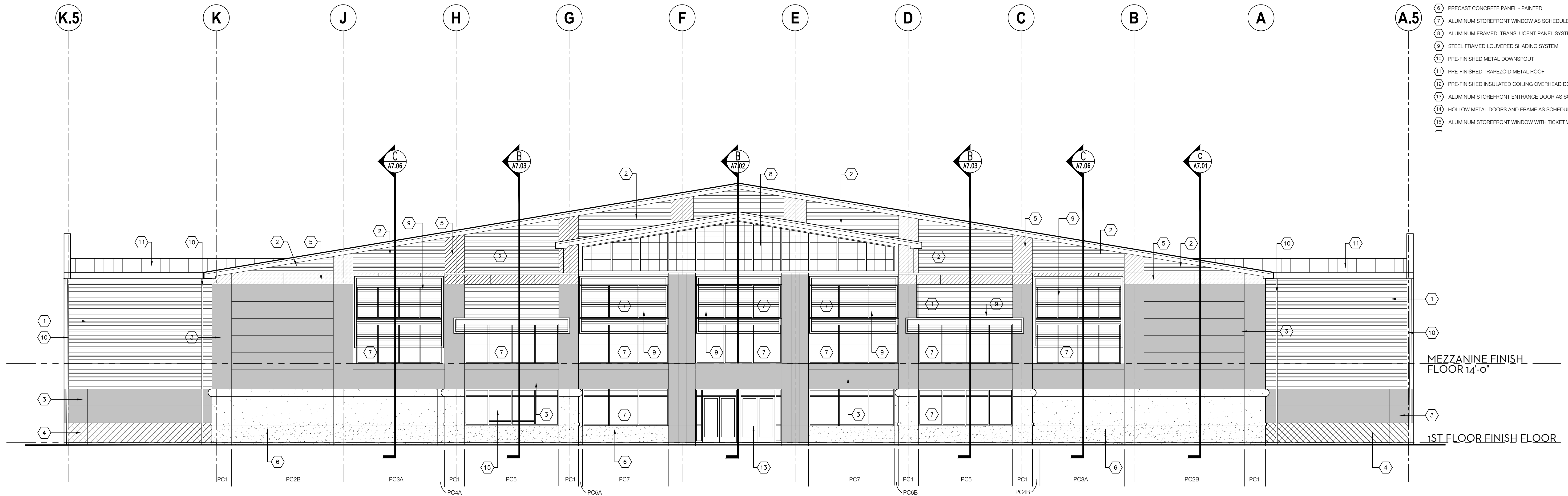
COMPOSITE ELEVATIONS  
**A5.01**  
SHEET OF 000

**NOT FOR CONSTRUCTION**  
GOODWYN MILLS | CAWOOD  
2660 EastChase Lane, Suite 200 | Montgomery, AL 36117  
Tel 334.271.3200 | GMCNETWORK.COM

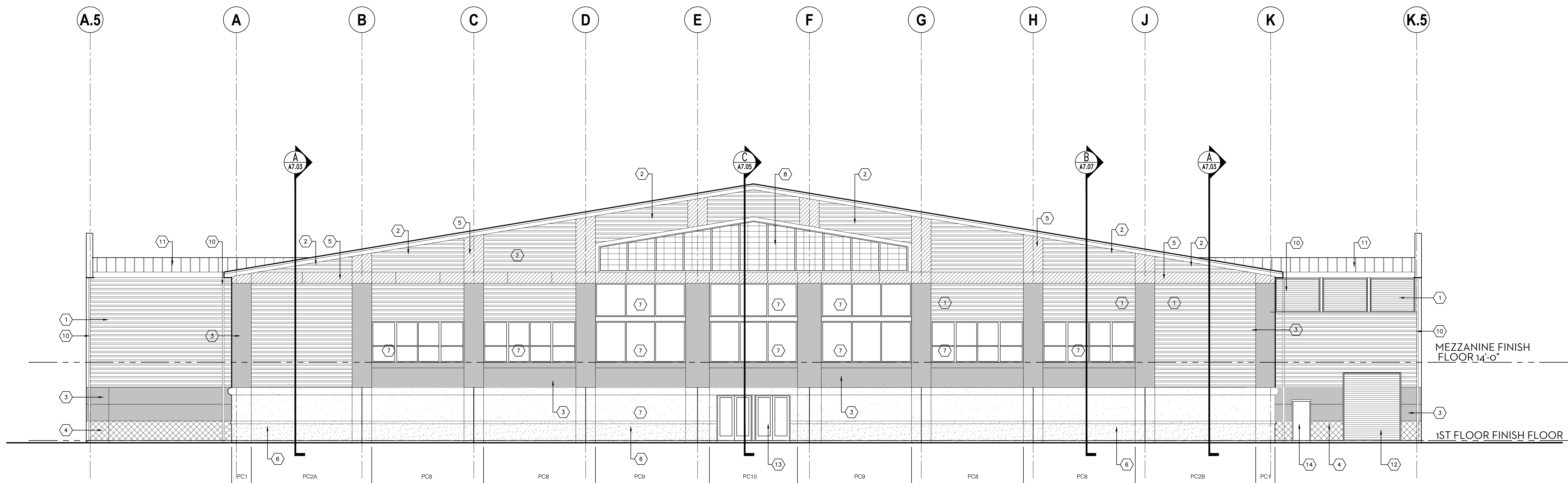
NOT FOR CONSTRUCTION

**ELEVATION KEY NOTES**

- 1 PRE-FINISHED METAL PANELS - TYPE 1 - COLOR E1
- 2 PRE-FINISHED METAL PANELS - TYPE 1 - COLOR E2
- 3 PRE-FINISHED INSULATED METAL PANELS - TYPE 1 - COLOR E2
- 4 PRE-FINISHED INSULATED METAL PANELS - TYPE 2 - COLOR E4
- 5 PRE-FINISHED INSULATED METAL PANELS - TYPE 2 - COLOR E5
- 6 PRECAST CONCRETE PANEL - PAINTED
- 7 ALUMINUM STOREFRONT WINDOW AS SCHEDULED
- 8 ALUMINUM FRAMED TRANSLUCENT PANEL SYSTEM AS SCHEDULED
- 9 STEEL FRAMED LOUVERED SHADING SYSTEM
- 10 PRE-FINISHED METAL DOWNSPOUT
- 11 PRE-FINISHED TRAPEZOID METAL ROOF
- 12 PRE-FINISHED INSULATED COILING OVERHEAD DOOR
- 13 ALUMINUM STOREFRONT ENTRANCE DOOR AS SCHEDULED
- 14 HOLLOW METAL DOORS AND FRAME AS SCHEDULED
- 15 ALUMINUM STOREFRONT WINDOW WITH TICKET WINDOW



**1 WEST ELEVATION**  
SCALE: 1/8" = 1'-0"



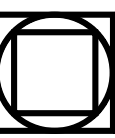
**2 EAST ELEVATION**  
SCALE: 1/8" = 1'-0"

**NOT FOR CONSTRUCTION**

**NOT FOR CONSTRUCTION**

**GOODWYN MILLS | CAWOOD**

2660 EastChase Lane, Suite 200 | Montgomery, AL 36117  
Tel 334.271.3200 | GMCNETWORK.COM




**ISSUE DATE**

50% CONSTR SET	05/27/2016
95% GEN WORKS	06/27/2016
drawn by:	
checked by:	

**FOLEY EVENT CENTER  
GENERAL WORKS PACKAGE**  
Foley, Alabama

AMGM150099

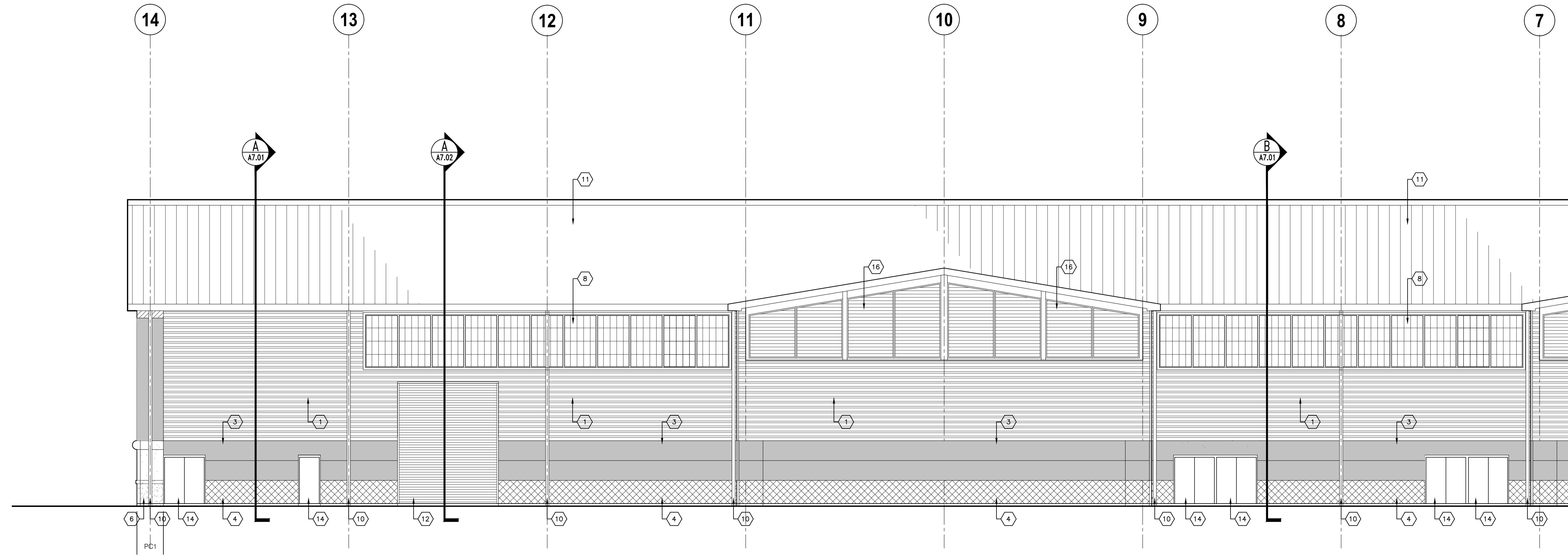


**END ELEVATIONS**

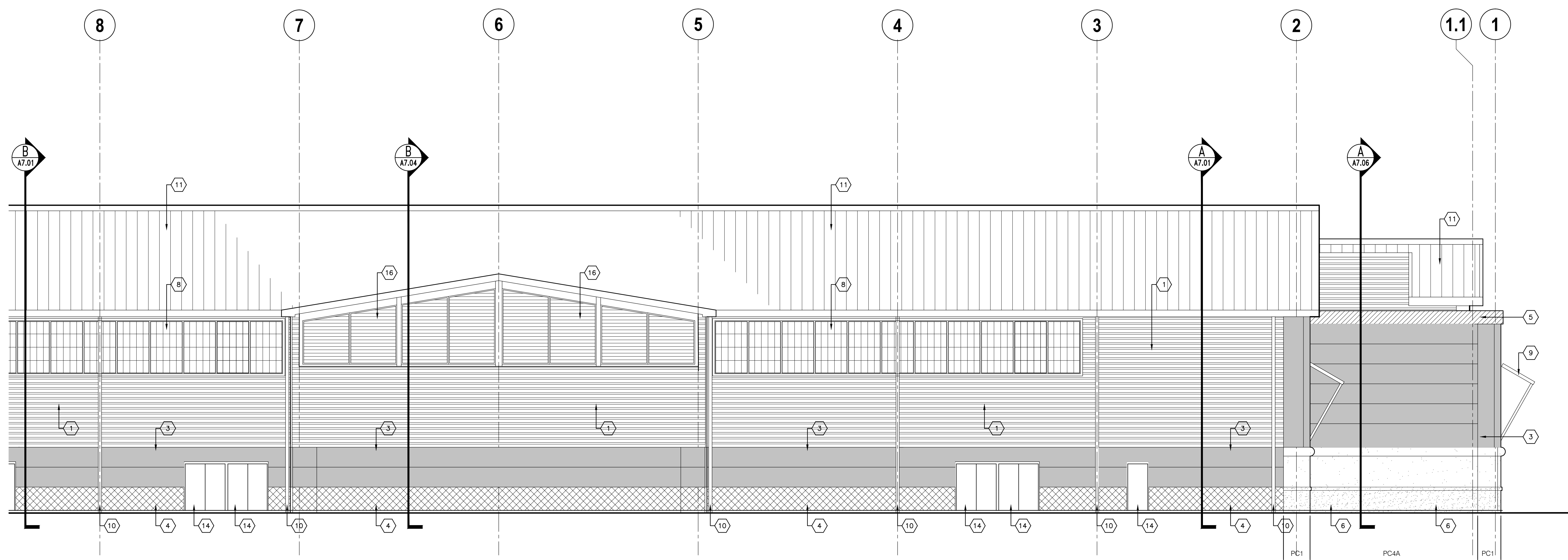
**A5.02**  
SHEET OF 000

ELEVATION KEY NOTES

- 1 PRE-FINISHED METAL PANELS - TYPE 1 - COLOR E1
- 2 PRE-FINISHED METAL PANELS - TYPE 1 - COLOR E2
- 3 PRE-FINISHED INSULATED METAL PANELS - TYPE 1 - COLOR E2
- 4 PRE-FINISHED INSULATED METAL PANELS - TYPE 2 - COLOR E4
- 5 PRE-FINISHED INSULATED METAL PANELS - TYPE 2 - COLOR E5
- 6 PRECAST CONCRETE PANEL - PAINTED
- 7 ALUMINUM STOREFRONT WINDOW AS SCHEDULED
- 8 ALUMINUM FRAMED TRANSLUCENT PANEL SYSTEM AS SCHEDULED
- 9 STEEL FRAMED LOUVERED SHADING SYSTEM
- 10 PRE-FINISHED METAL DOWNSPOUT
- 11 PRE-FINISHED TRAPEZOID METAL ROOF
- 12 PRE-FINISHED INSULATED COILING OVERHEAD DOOR
- 13 ALUMINUM STOREFRONT ENTRANCE DOOR AS SCHEDULED
- 14 HOLLOW METAL DOORS AND FRAME AS SCHEDULED
- 15 ALUMINUM STOREFRONT WINDOW WITH TICKET WINDOW



1 NORTH ELEVATION  
SCALE: 1/8" = 1'-0"



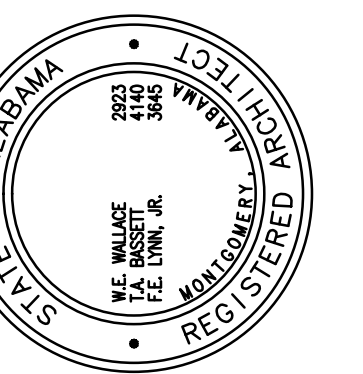
2 NORTH ELEVATION  
SCALE: 1/8" = 1'-0"

NOT FOR CONSTRUCTION

ISSUE DATE	ISSUE DATE
95% CONSTR SET   05.27.2016	
95% GEN WORKS   06.27.2016	
drawn by:	
checked by:	

FOLEY EVENT CENTER  
GENERAL WORKS PACKAGE  
Foley, Alabama

AMGM150099

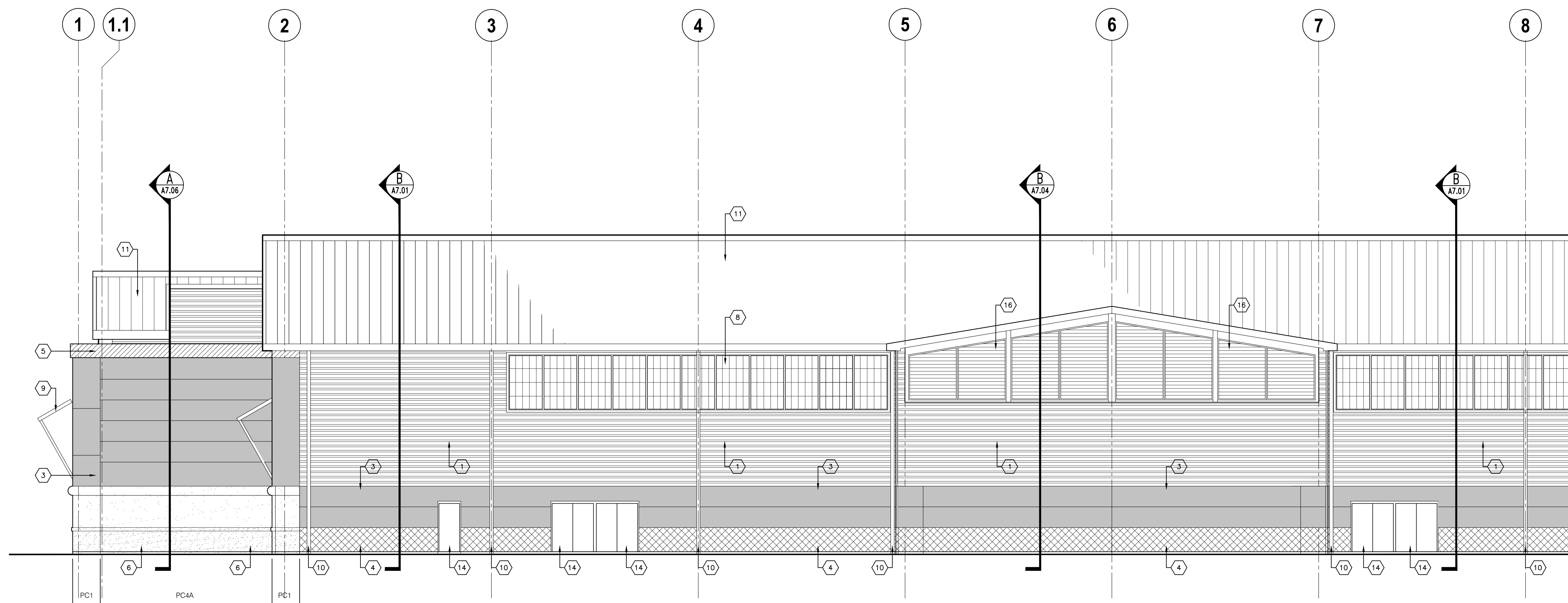


NORTH ELEVATION

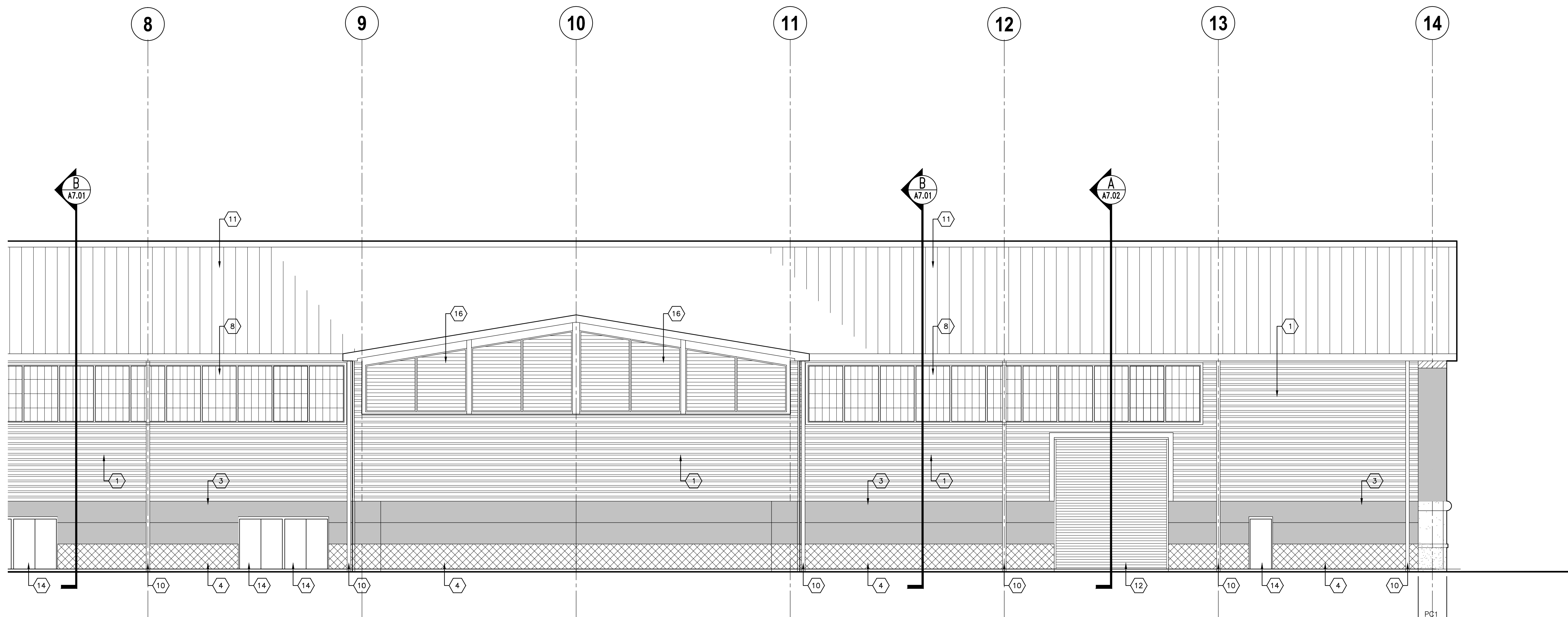
A5.03  
SHEET

NOT FOR CONSTRUCTION  
GOODWYN MILLS | CAWOOD

2660 EastChase Lane, Suite 200 | Montgomery, AL 36117  
Tel. 334.271.3200 | GMCNETWORK.COM



**1 SOUTH ELEVATION**  
 SCALE: 1/8" = 1'-0"



**2 SOUTH ELEVATION**  
 SCALE: 1/8" = 1'-0"

**ELEVATION KEY NOTES**

- 1 PRE-FINISHED METAL PANELS - TYPE 1 - COLOR E1
- 2 PRE-FINISHED METAL PANELS - TYPE 1 - COLOR E2
- 3 PRE-FINISHED INSULATED METAL PANELS - TYPE 1 - COLOR E2
- 4 PRE-FINISHED INSULATED METAL PANELS - TYPE 2 - COLOR E4
- 5 PRE-FINISHED INSULATED METAL PANELS - TYPE 2 - COLOR E5
- 6 PRECAST CONCRETE PANEL - PAINTED
- 7 ALUMINUM STOREFRONT WINDOW AS SCHEDULED
- 8 ALUMINUM FRAMED TRANSLUCENT PANEL SYSTEM AS SCHEDULED
- 9 STEEL FRAMED LOUVERED SHADING SYSTEM
- 10 PRE-FINISHED METAL DOWNSPOUT
- 11 PRE-FINISHED TRAPEZOID METAL ROOF
- 12 PRE-FINISHED INSULATED COILING OVERHEAD DOOR
- 13 ALUMINUM STOREFRONT ENTRANCE DOOR AS SCHEDULED
- 14 HOLLOW METAL DOORS AND FRAME AS SCHEDULED
- 15 ALUMINUM STOREFRONT WINDOW WITH TICKET WINDOW
- 16 LOUVER AS SCHEDULED

NOT FOR CONSTRUCTION

GOODWYN MILLS CAWOOD

2660 East Chase Lane, Suite 200 | Montgomery, AL 36117  
Tel: 334.271.3200 | GMCNETWORK.COM

AMGM150099

ISSUE DATE	
95% CONSTR SET	05.27.2016
95% GEN WORKS	06.27.2016
DRAWN BY	
CHECKED BY	

SOUTH ELEVATION

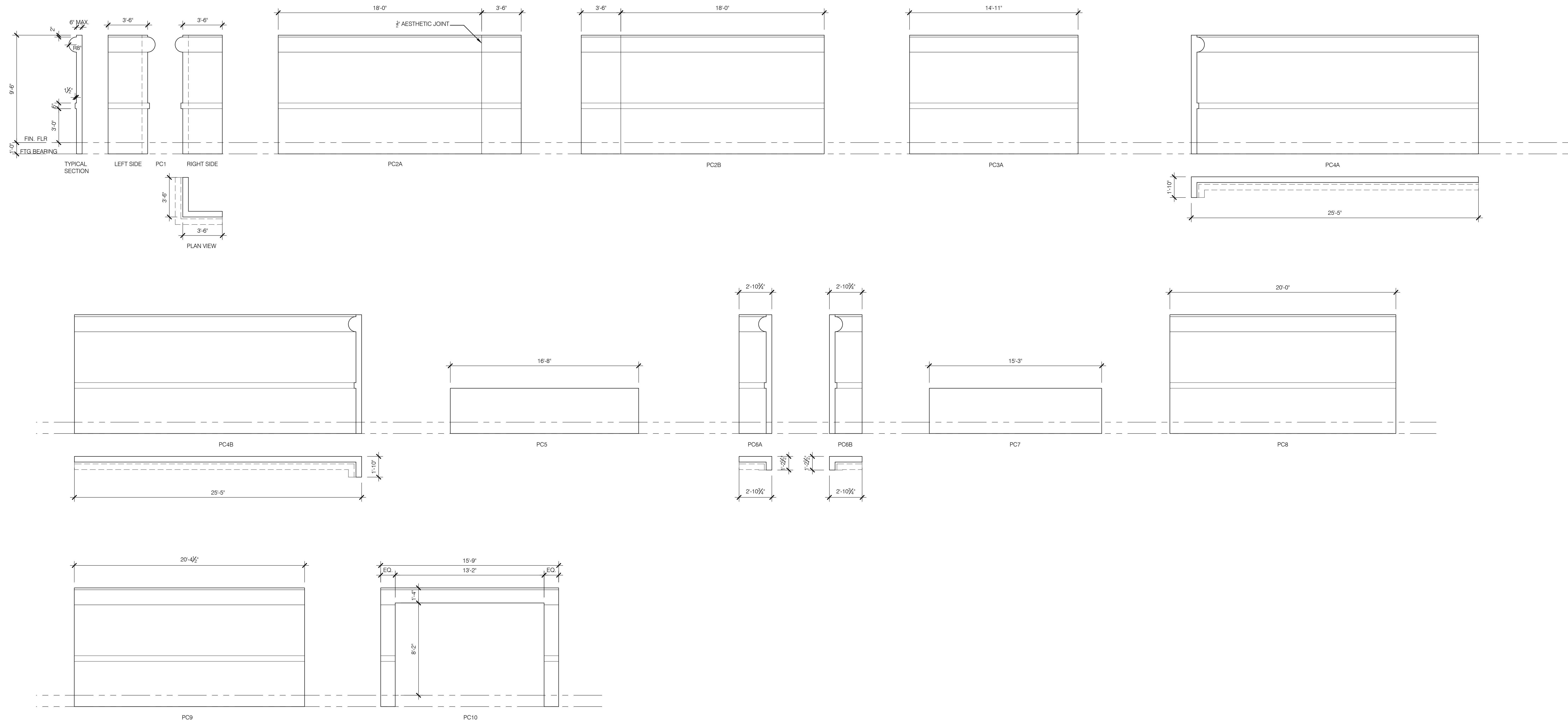
A5.04

SHEET OF 000

NOT FOR CONSTRUCTION

**PRECAST CONCRETE PANEL SCHEDULE**


SCALE: 1/4" = 1'-0"



**NOT FOR CONSTRUCTION**  
**GOODWYN MILLS CAWOOD**  
 2660 EastChase Lane, Suite 200 | Montgomery, AL 36117  
 Tel 334.271.3200 | GMCNETWORK.COM

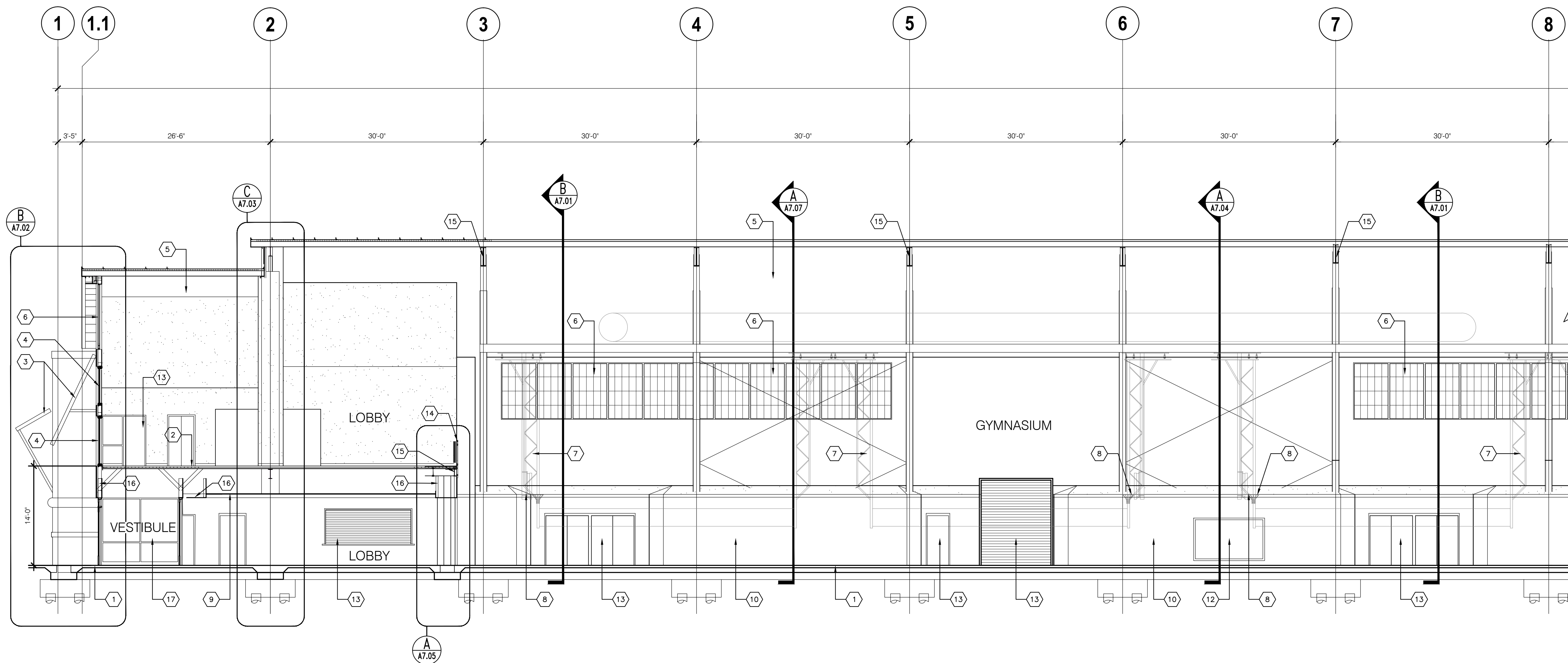
ISSUE DATE	
50% CONSTR SET	05/27/2016
95% GEN WORKS	06/27/2016

**FOLEY EVENT CENTER**  
**GENERAL WORKS PACKAGE**  
 Foley, Alabama  
**AMGM150099**



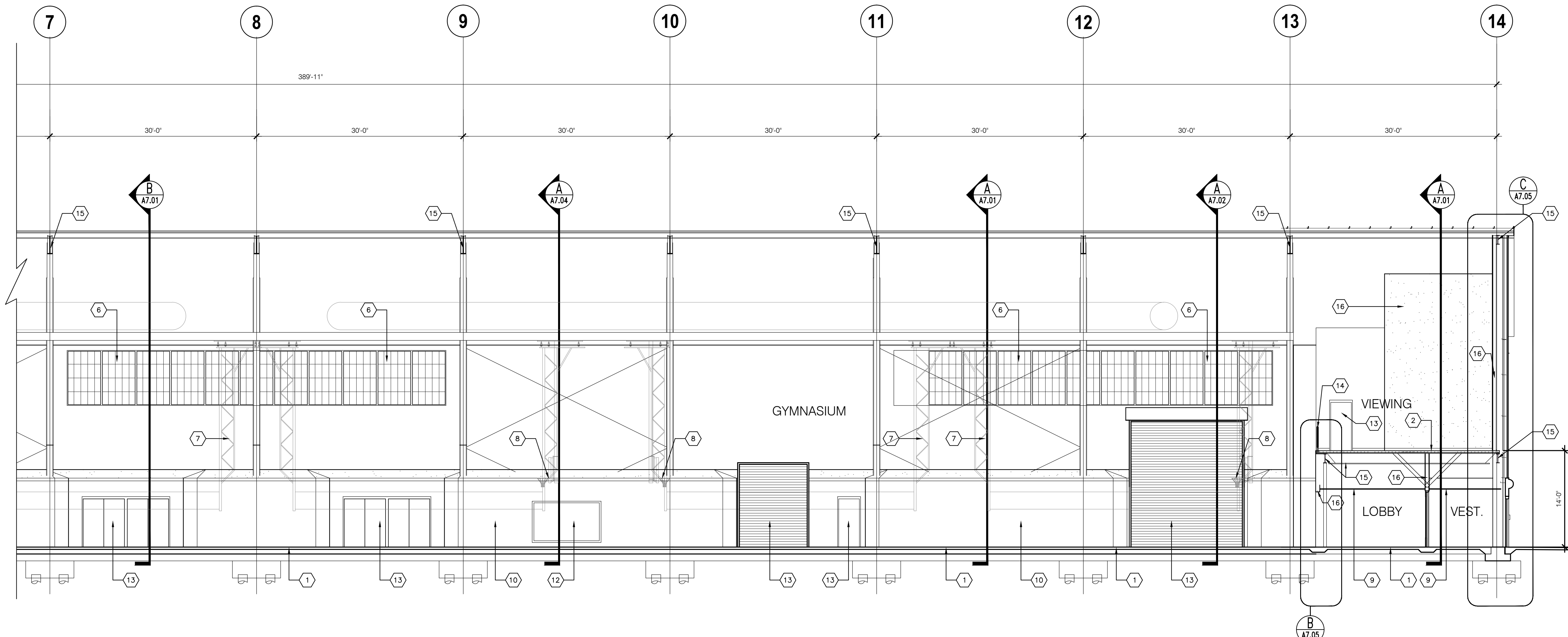
**PRECAST CONCRETE**  
**PANEL SCHEDULE**  
**A5.05**  
 SHEET OF 000

**NOT FOR CONSTRUCTION**



**ELEVATION KEY NOTES**

- ① CONCRETE FLOOR SLAB BY OTHERS
- ② MEZZANINE FLOOR SLAB AND STRUCTURE BY OTHERS
- ③ STEEL FRAMED LOUVERED AWNING
- ④ ALUMINUM STOREFRONT WINDOW
- ⑤ ROOF LINER PANEL BY OTHERS
- ⑥ ALUMINUM FRAMED TRANSLUCENT PANELS
- ⑦ SUSPENDED VOLLEYBALL NET SYSTEM
- ⑧ SUSPENDED BASKETBALL BACKBOARD AND GOAL SYSTEM
- ⑨ CEILING SYSTEM AS SCHEDULED
- ⑩ 8" CMU
- ⑪ DORMER FOR SMOKE EVAC SYSTEM BY OTHERS
- ⑫ RETURN AIR GRILL - SEE MECHANICAL
- ⑬ DOOR AND FRAME AS SCHEDULED
- ⑭ METAL GUARDRAIL BY OTHERS PAINTING IN THIS CONTRACT
- ⑮ PRE-ENGINEERED STRUCTURE AND FRAMING BY OTHERS - PAINTING ON THIS CONTRACT
- ⑯ 5/8" GYPSUM BOARD ON METAL STUD FRAMING
- ⑰ ALUMINUM STOREFRONT INTERIOR WINDOW
- ⑱ CONTROL JOINT IN GYPSUM BOARD



1 **BUILDING SECTION / INTERIOR ELEVATION**  
 SCALE: 1/8" = 1'-0"


**NOT FOR CONSTRUCTION**

**ISSUE DATE**

50% CONSTR. SET	05.27.2016
95% GEN. WORKS	06.27.2016

drawn by:  
checked by:

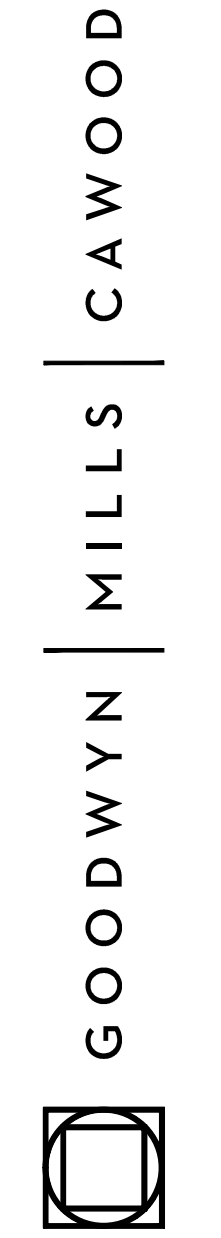

**FOLEY EVENT CENTER  
 GENERAL WORKS PACKAGE**  
 Foley, Alabama



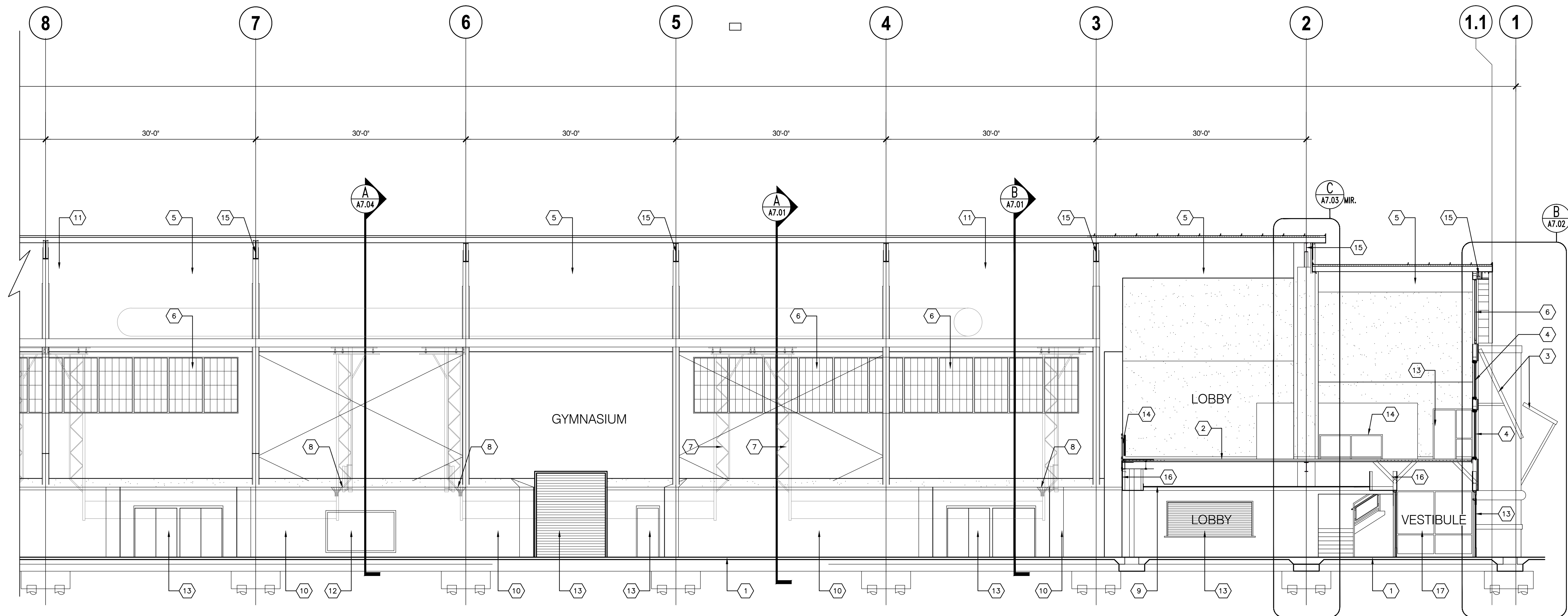
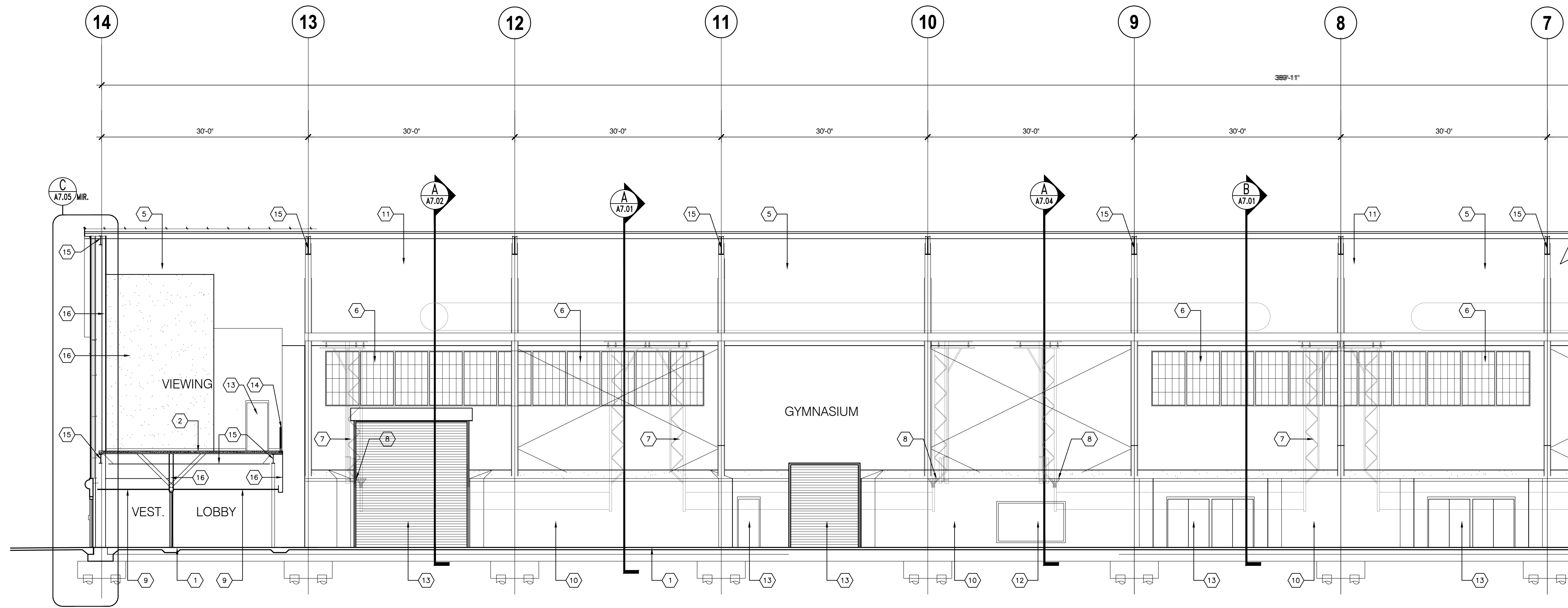
**BUILDING SECTION/  
 INTERIOR ELEVATIONS**

**AMGM150099**

**NOT FOR CONSTRUCTION**



2660 EastChase Lane, Suite 200 | Montgomery, AL 36117  
 Tel 334.271.3200 | GMCNETWORK.COM

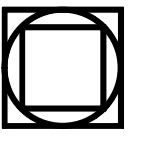


**ELEVATION KEY NOTES**

- 1 CONCRETE FLOOR SLAB BY OTHERS
- 2 MEZZANINE FLOOR SLAB AND STRUCTURE BY OTHERS
- 3 STEEL FRAMED LOUVERED AWNING
- 4 ALUMINUM STOREFRONT WINDOW
- 5 ROOF LINER PANEL BY OTHERS
- 6 ALUMINUM FRAMED TRANSLUCENT PANELS
- 7 SUSPENDED VOLLEYBALL NET SYSTEM
- 8 SUSPENDED BASKETBALL BACKBOARD AND GOAL SYSTEM
- 9 CEILING SYSTEM AS SCHEDULED
- 10 8" GMAU
- 11 DOWNER FOR SMOKE EVAC SYSTEM BY OTHERS
- 12 RETURN AIR GRILL - SEE MECHANICAL
- 13 DOOR AND FRAME AS SCHEDULED
- 14 METAL GUARDRAIL BY OTHERS PAINTING IN THIS CONTRACT
- 15 PRE-ENGINEERED STRUCTURE AND FRAMING BY OTHERS - PAINTING ON THIS CONTRACT
- 16 S&S GYPSUM BOARD ON METAL STUD FRAMING
- 17 ALUMINUM STOREFRONT INTERIOR WINDOW
- 18 CONTROL JOINT IN GYPSUM BOARD

**NOT FOR CONSTRUCTION**

GOODWYN MILLS | CA WOOD



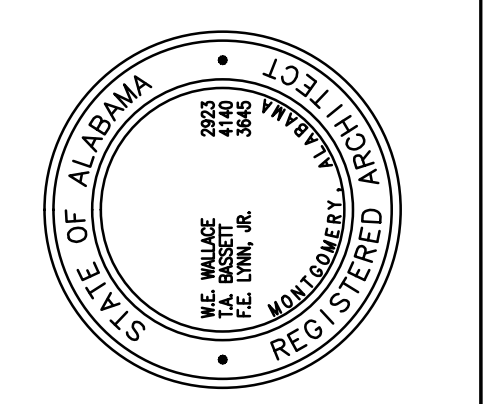
2660 East Chase Lane, Suite 200 | Montgomery, AL 36117  
Tel 334.271.3200 | GMCNETWORK.COM

ISSUE DATE	ISSUE	DESCRIPTION
05/27/2016	50% CONSTR SET	
06/27/2016	95% GEN WORKS	

**FOLEY EVENT CENTER**  
GENERAL WORKS PACKAGE

Foley, Alabama

AMGM150099



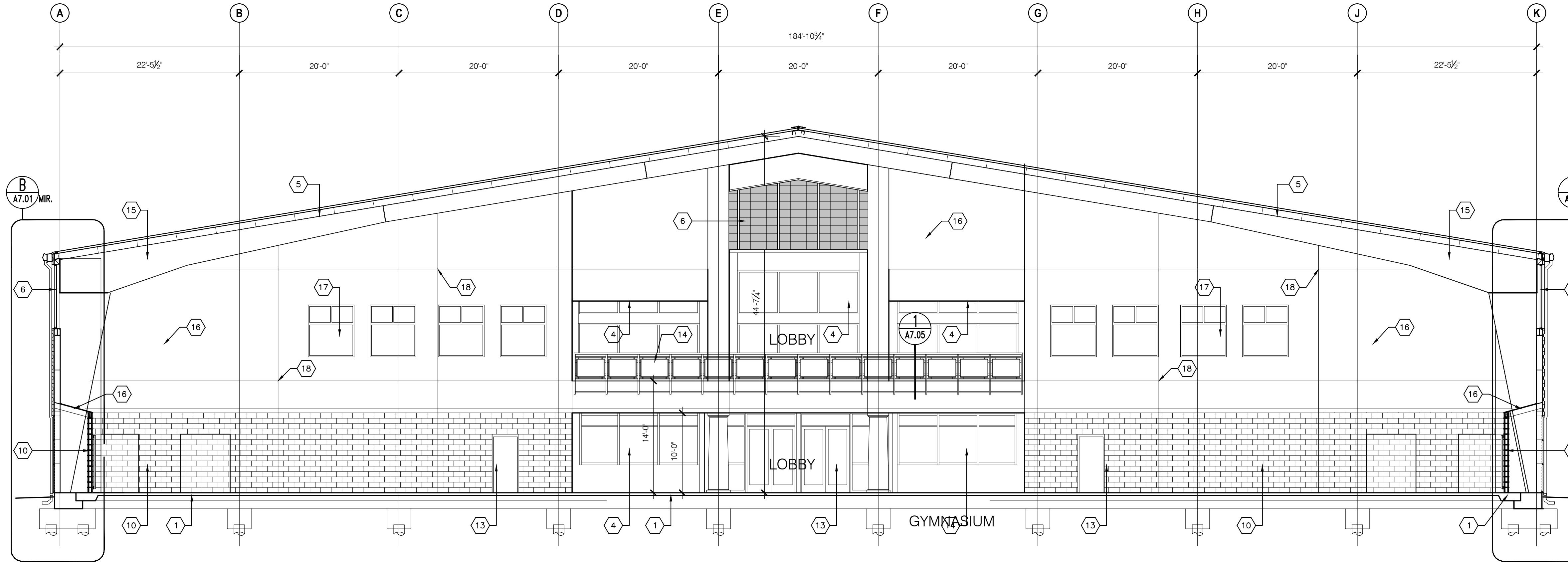
BUILDING SECTION/  
INTERIOR ELEVATIONS

**A6.02**  
SHEET OF 000

**BUILDING SECTION / INTERIOR ELEVATIONS**  
SCALE: 1/8" = 1'-0"

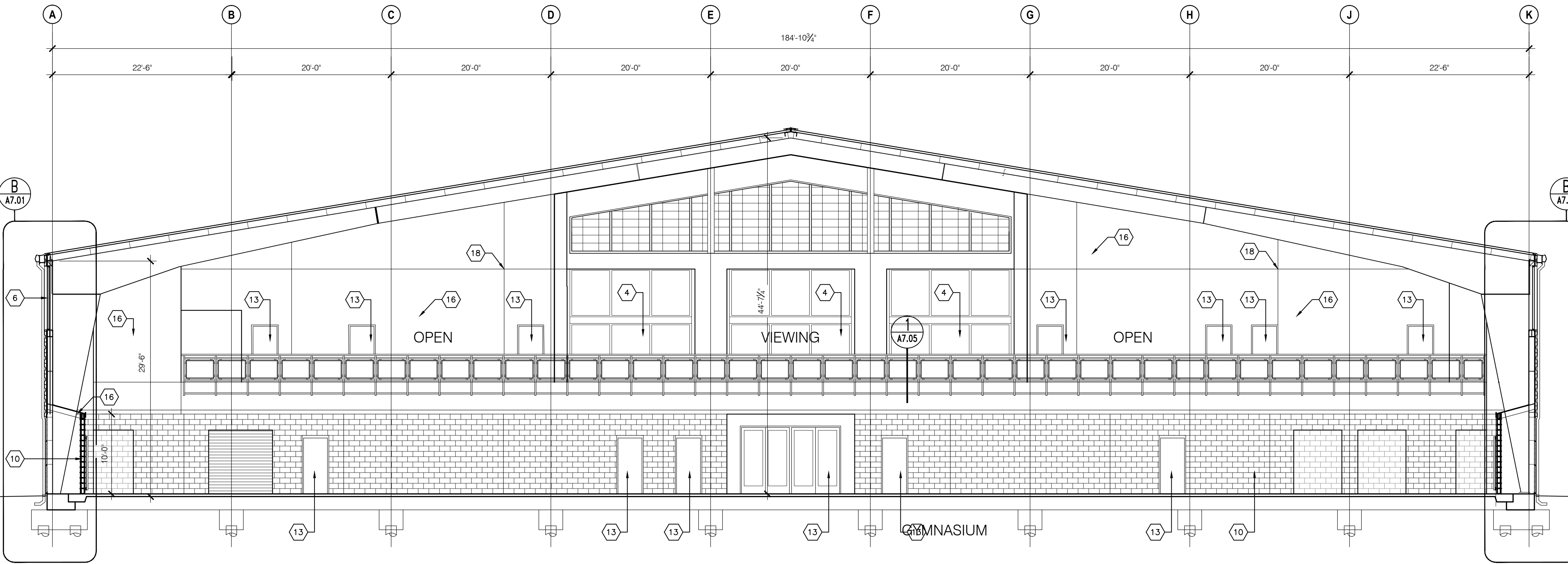
**NOT FOR CONSTRUCTION**





**1 Building Section / Interior Elevations**  
Scale: 1/8" = 1'-0"

- #### ELEVATION KEY NOTES
- 1 CONCRETE FLOOR SLAB BY OTHERS
  - 2 MEZZANINE FLOOR SLAB AND STRUCTURE BY OTHERS
  - 3 STEEL FRAMED LOUVERED AWNING
  - 4 ALUMINUM STOREFRONT WINDOW
  - 5 ALUMINUM LINER PANEL BY OTHERS
  - 6 ALUMINUM FRAMED TRANSLUCENT PANELS
  - 7 SUSPENDED VOLLEYBALL NET SYSTEM
  - 8 SUSPENDED BASKETBALL BACKBOARD AND GOAL SYSTEM
  - 9 CEILING SYSTEM AS SCHEDULED
  - 10 8' CMU
  - 11 DOWNER FOR SMOKE EVAC SYSTEM BY OTHERS
  - 12 RETURN AIR GRILL - SEE MECHANICAL
  - 13 DOOR AND FRAME AS SCHEDULED
  - 14 METAL GUARDRAIL BY OTHERS PAINTING IN THIS CONTRACT
  - 15 PRE-ENGINEERED STRUCTURE AND FRAMING BY OTHERS - PAINTING ON THIS CONTRACT
  - 16 5/8" GYPSUM BOARD ON METAL STUD FRAMING
  - 17 ALUMINUM STOREFRONT INTERIOR WINDOW
  - 18 CONTROL JOINT IN GYPSUM BOARD



**2 Building Section / Interior Elevations**  
Scale: 1/8" = 1'-0"

**NOT FOR CONSTRUCTION**

**GOODWYN MILLS CAWOOD**


2660 EastChase Lane, Suite 200 | Montgomery, AL 36117  
Tel 334.271.3200 | [GMCNETWORK.COM](http://GMCNETWORK.COM)

ISSUE DATE
50% CONSTR SET   05.27.2016
95% GEN WORKS   06.27.2016

drawn by: \_\_\_\_\_  
checked by: \_\_\_\_\_

**FOLEY EVENT CENTER**  
GENERAL WORKS PACKAGE  
Foley, Alabama

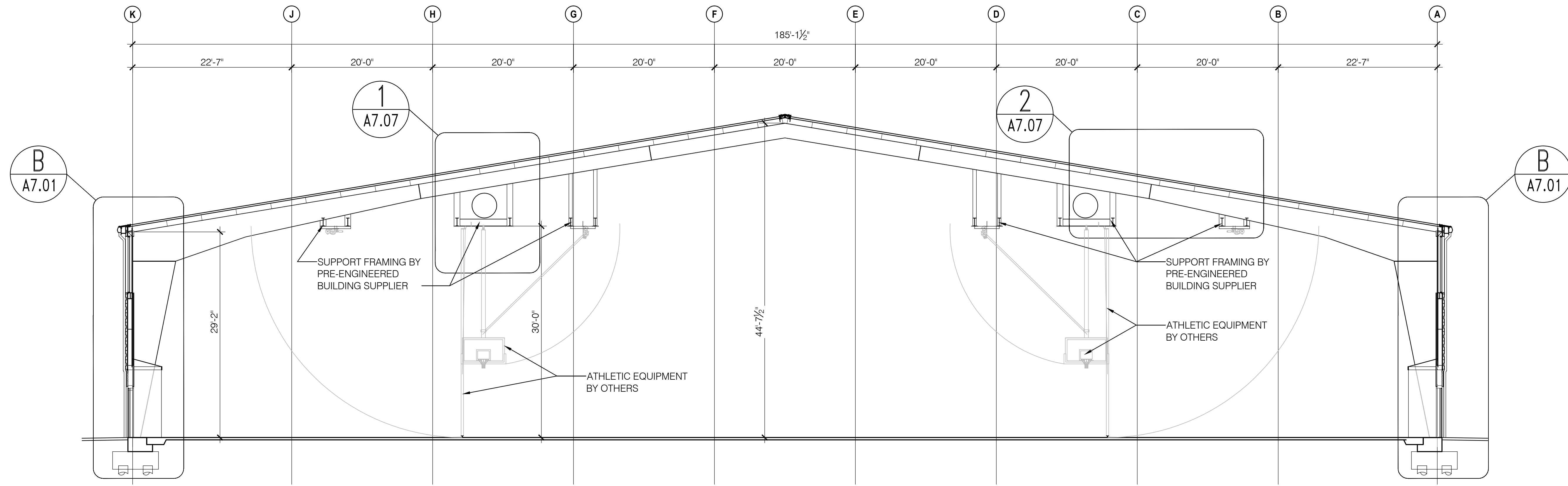
**AMGM150099**



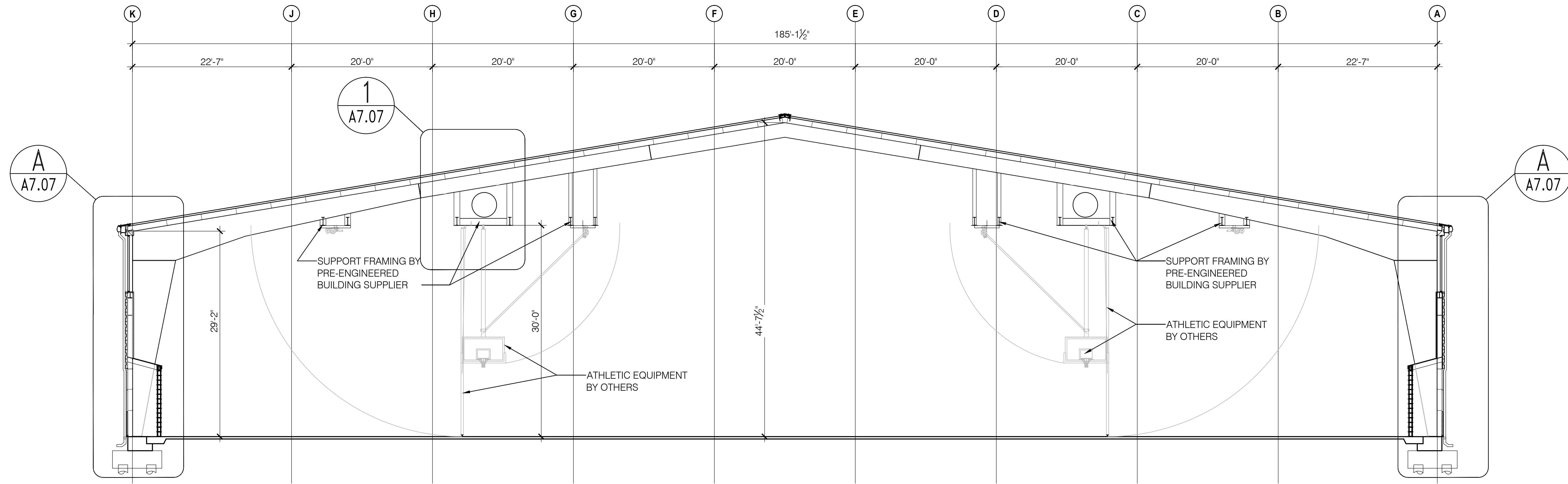
**BUILDING SECTION/  
INTERIOR ELEVATIONS**

**A6.03**  
SHEET OF 000

**NOT FOR CONSTRUCTION**



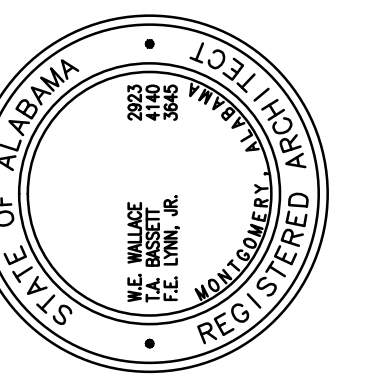
**1 BUILDING SECTION - LOOKING AT BENTS AT COL. LINE 3, 7, 8**  
 SCALE: 1/8" = 1'-0"

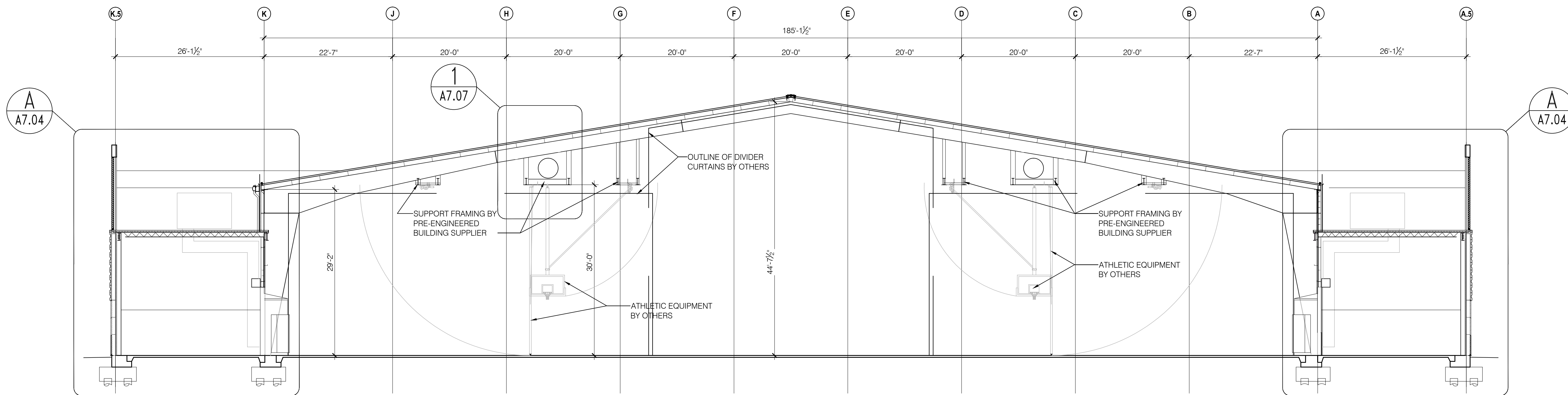


**2 BUILDING SECTION - LOOKING AT BENTS AT COL. LINE 4, 11**  
 SCALE: 1/8" = 1'-0"

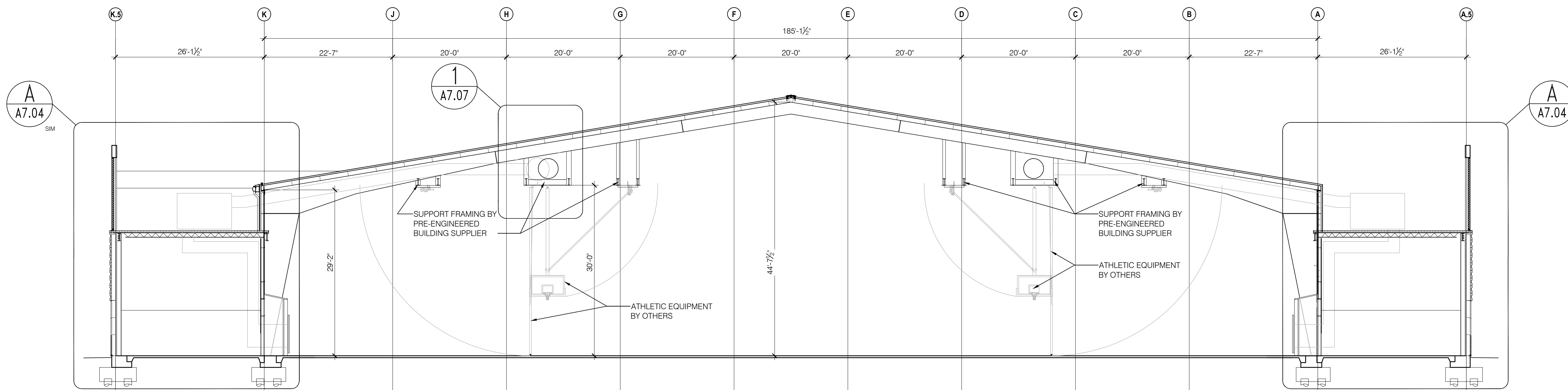
NOT FOR CONSTRUCTION

ISSUE DATE	
50% CONSTR SET	05/27/2016
95% GEN WORKS	06/27/2016
drawn by: _____	
checked by: _____	





**1 BUILDING SECTION - LOOKING AT BENTS AT COL. LINE 5, 10**  
SCALE: 1/8" = 1'-0"



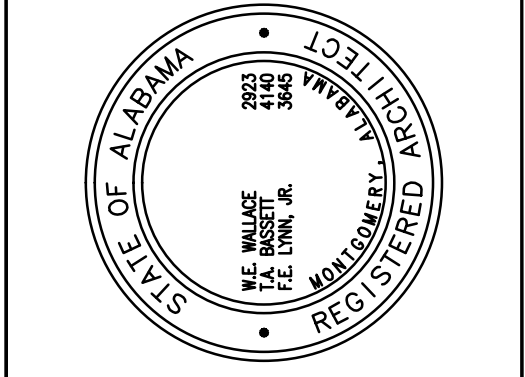
**2 BUILDING SECTION - LOOKING AT BENTS AT COL. LINE 6, 9**  
SCALE: 1/8" = 1'-0"

NOT FOR CONSTRUCTION

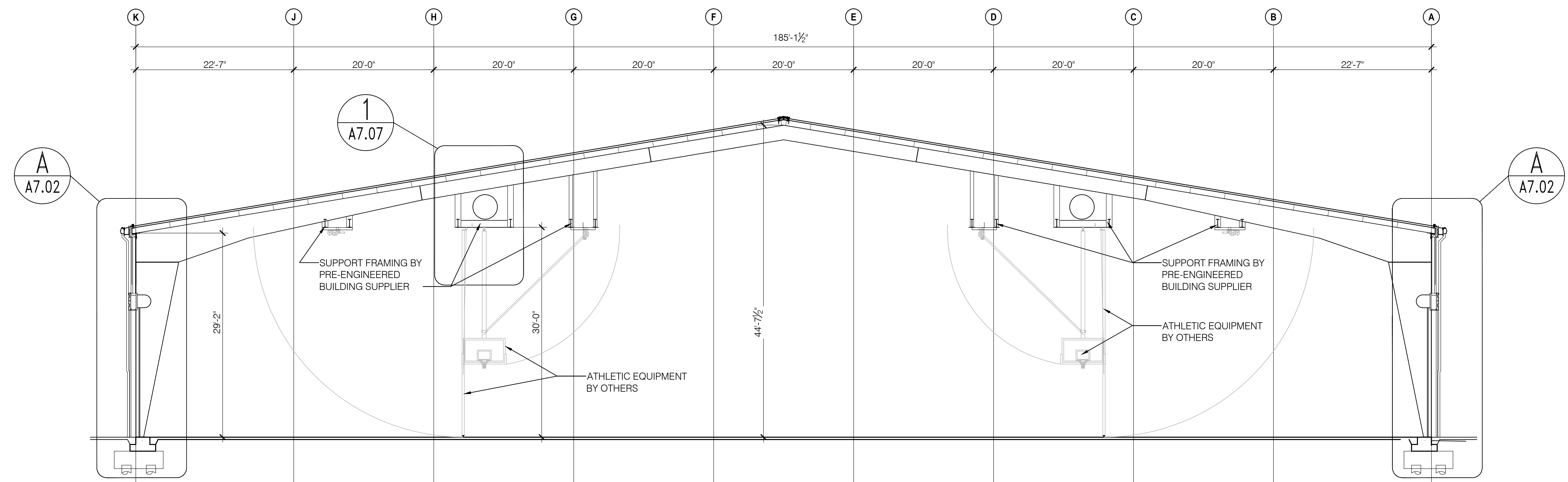
**NOT FOR CONSTRUCTION**  
GOODWYN MILLS CAWOOD  
2660 EastChase Lane, Suite 200 | Montgomery, AL 36117  
Tel 334.271.3200 | GMCNETWORK.COM

ISSUE DATE	drawn by	checked by
50% CONSTR SET   05.27.2016		
95% GEN WORKS   06.27.2016		

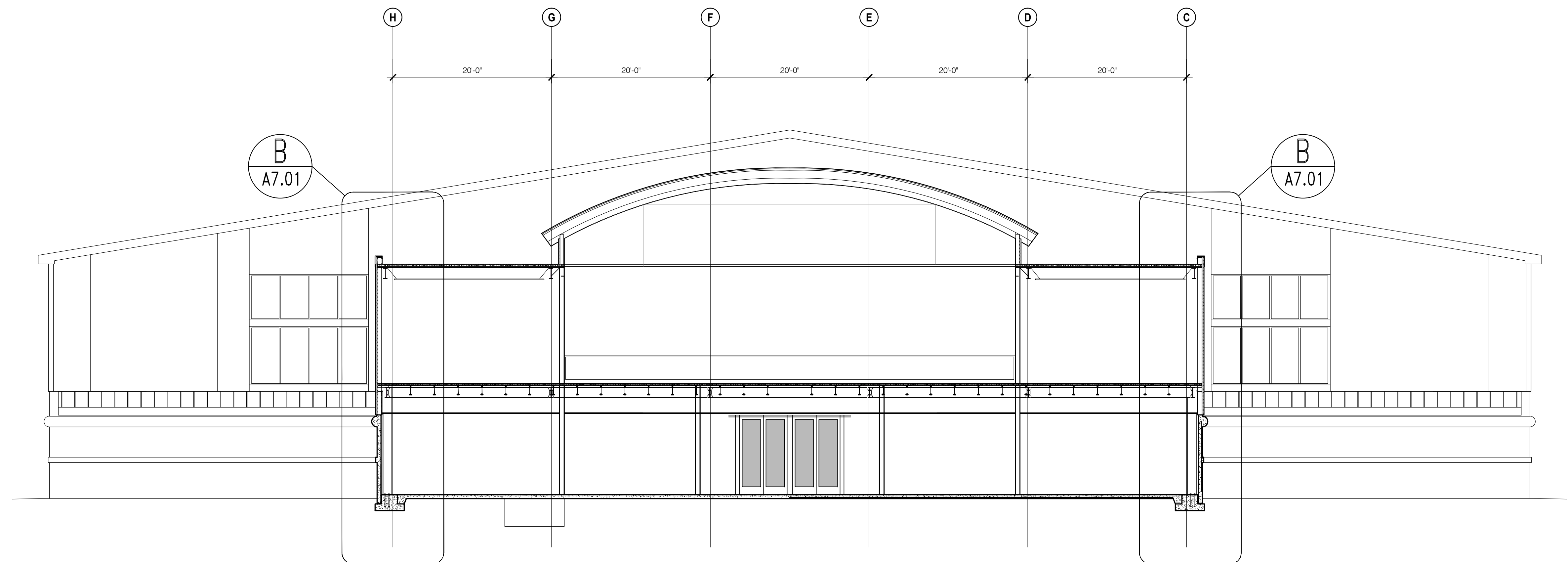
**FOLEY EVENT CENTER**  
GENERAL WORKS PACKAGE  
Foley, Alabama  
AMGM150099



**BUILDING SECTIONS**  
A6.05  
SHEET OF 000



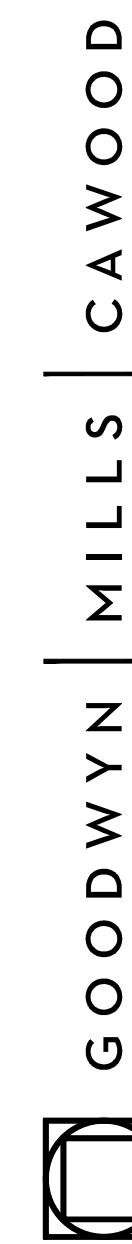
**1 BUILDING SECTION - LOOKING AT BENTS AT COL. LINE 12**  
SCALE: 1/8" = 1'-0"



**2 BUILDING SECTION - LOOKING AT BENTS AT COL. LINE 12**  
SCALE: 1/8" = 1'-0"

NOT FOR CONSTRUCTION

NOT FOR CONSTRUCTION




GOODWYN MILLS | CA WOOD

2660 EastChase Lane, Suite 200 | Montgomery, AL 36117  
Tel 334.271.3200 | GMCNETWORK.COM

ISSUE DATE
50% CONSTR SET   05.27.2016
95% GEN WORKS   06.27.2016
drawn by:
checked by:

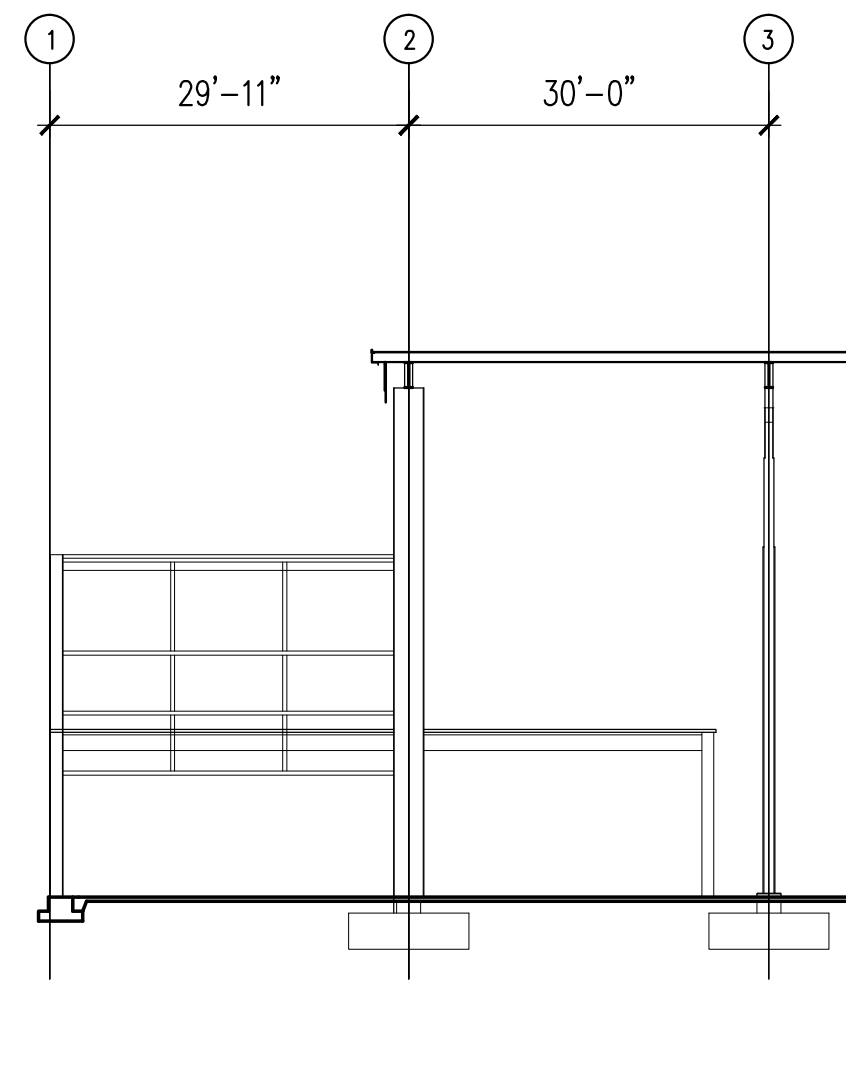
FOLEY EVENT CENTER  
GENERAL WORKS PACKAGE  
Foley, Alabama

AMGM150099

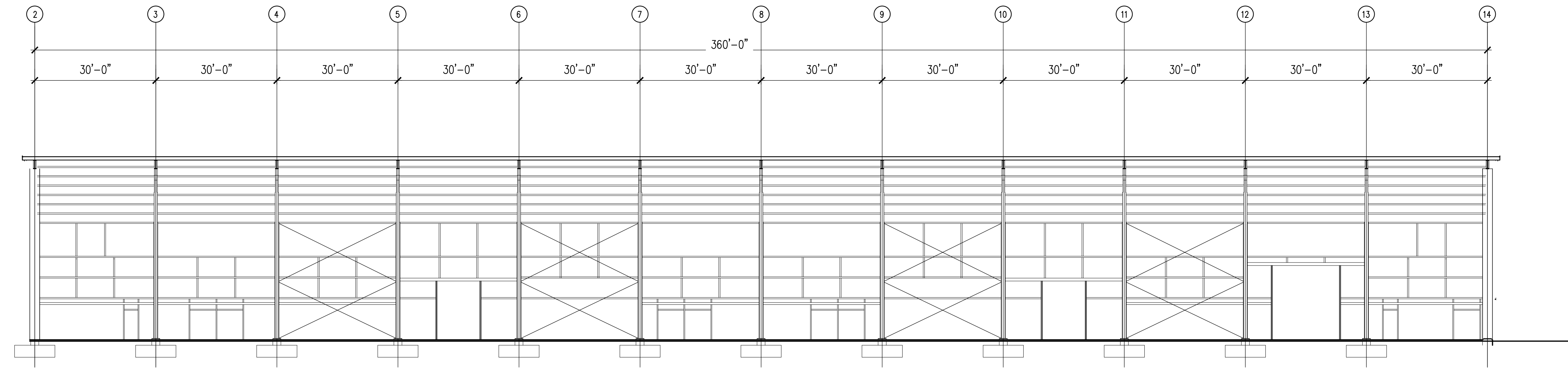


BUILDING SECTIONS

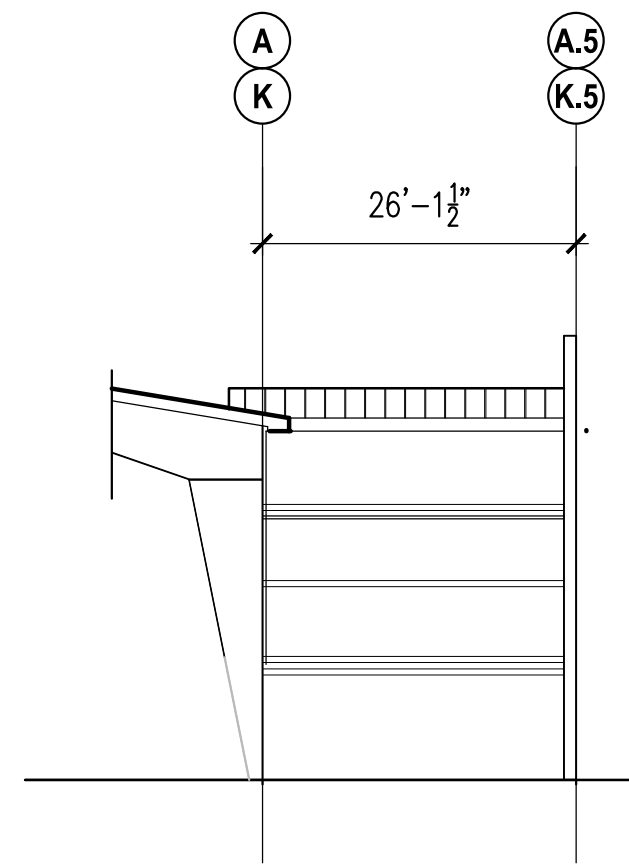
A6.06  
of 000



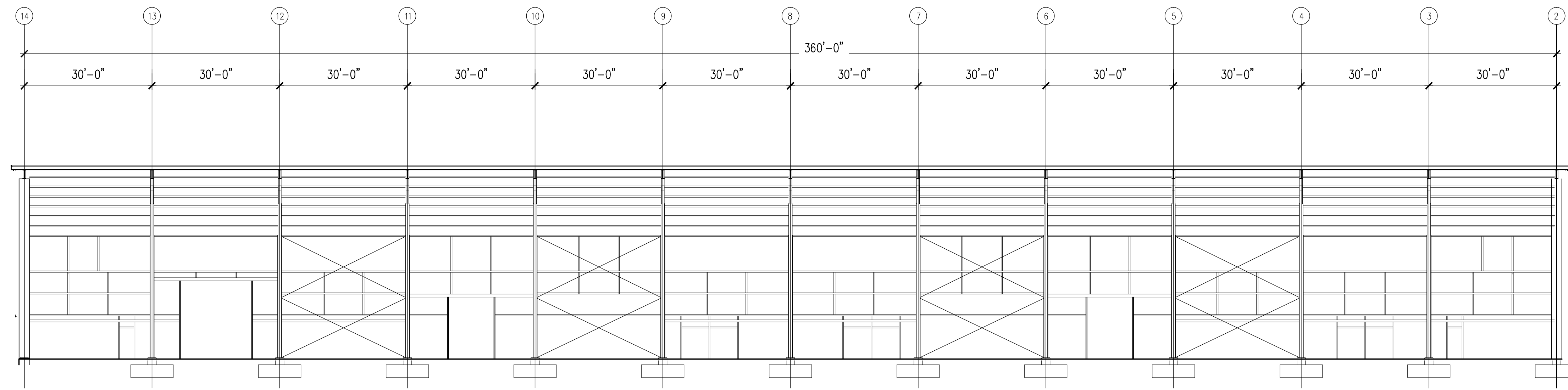
**1 BUILDING SECTION - WEST END**  
SCALE: 1/16" = 1'-0"



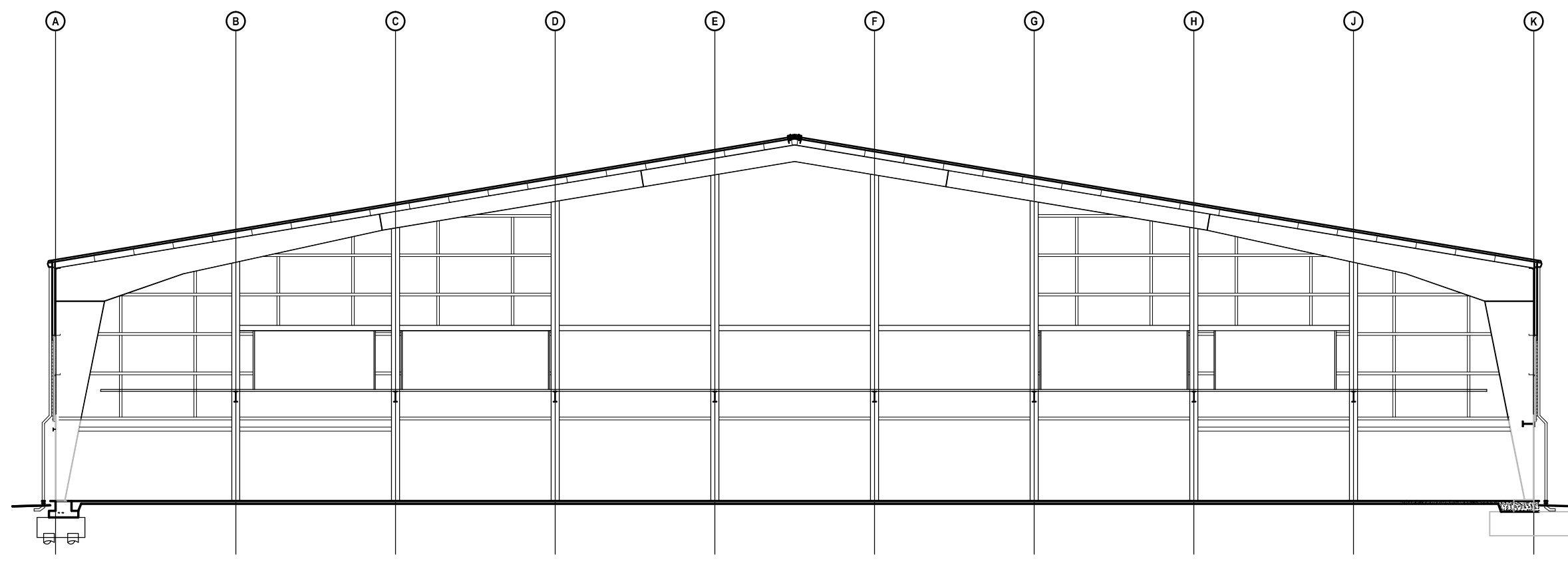
**4 BUILDING SECTION - LOOKING NORTH AT COL. LINE K**  
SCALE: 1/16" = 1'-0"



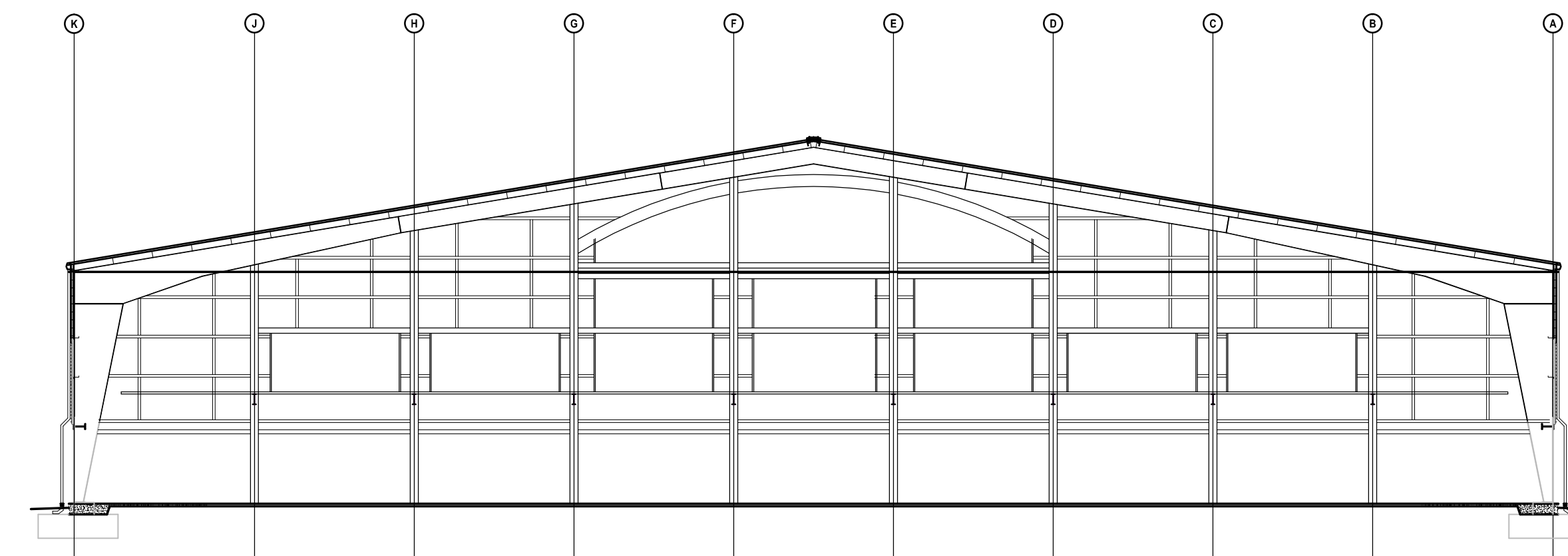
**2 ELEVATION - LOOKING AT MECHANICAL MEZZANINE**  
SCALE: 1/16" = 1'-0"



**5 BUILDING SECTION - LOOKING SOUTH AT COL. LINE A**  
SCALE: 1/16" = 1'-0"



**3 BUILDING SECTION - LOOKING AT BENTS AT COL. LINE 2**  
SCALE: 1/16" = 1'-0"

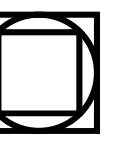


**6 BUILDING SECTION - LOOKING AT BENTS AT COL. LINE 14**  
SCALE: 1/16" = 1'-0"

NOT FOR CONSTRUCTION

GOODWYN MILLS CAWOOD

2660 EastChase Lane, Suite 200 | Montgomery, AL 36117  
Tel 334.271.3200 | GMCNETWORK.COM




ISSUE DATE

DESCRIPTION	DATE
50% CONSTRUCTION SET	05.27.2016
95% GEN WORKS	06.31.2016
drawn by:	
checked by:	

FOLEY EVENT CENTER  
GENERAL WORKS PACKAGE  
Foley, Alabama

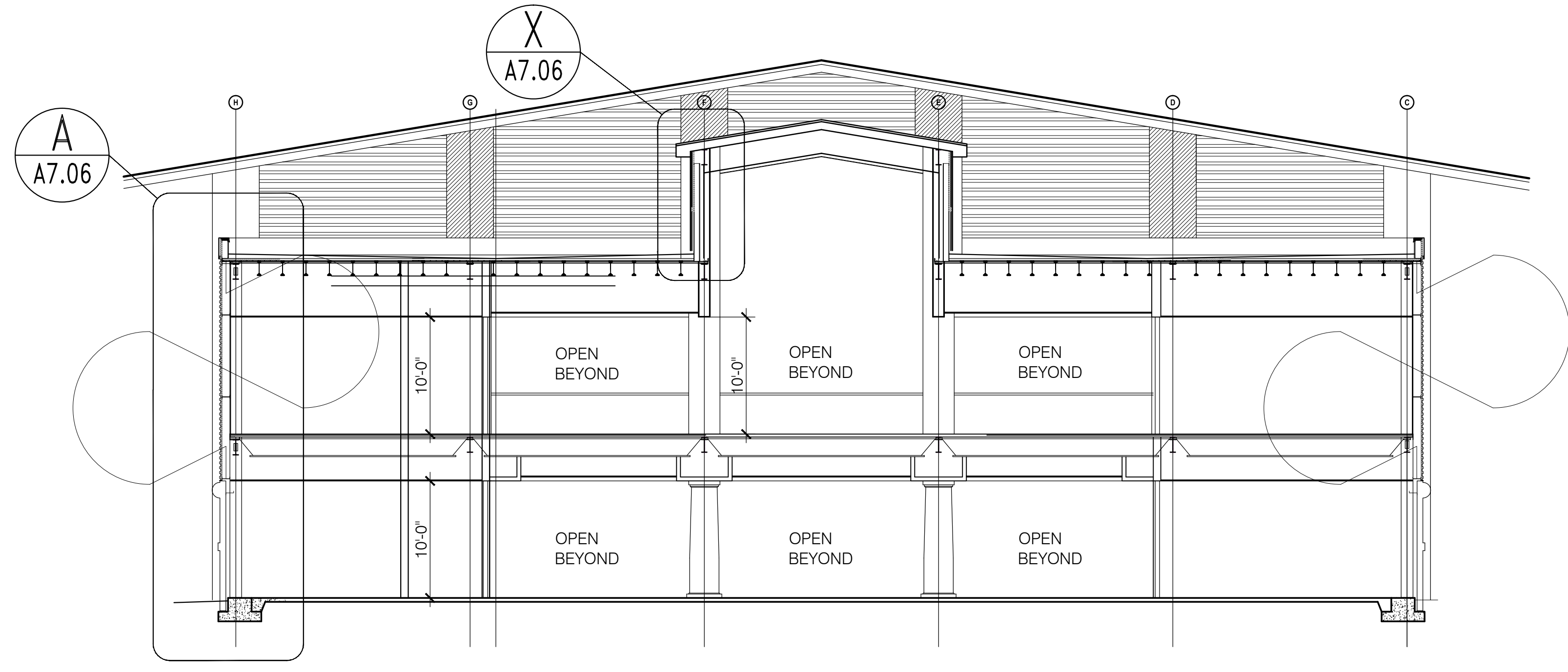
AMGM150099



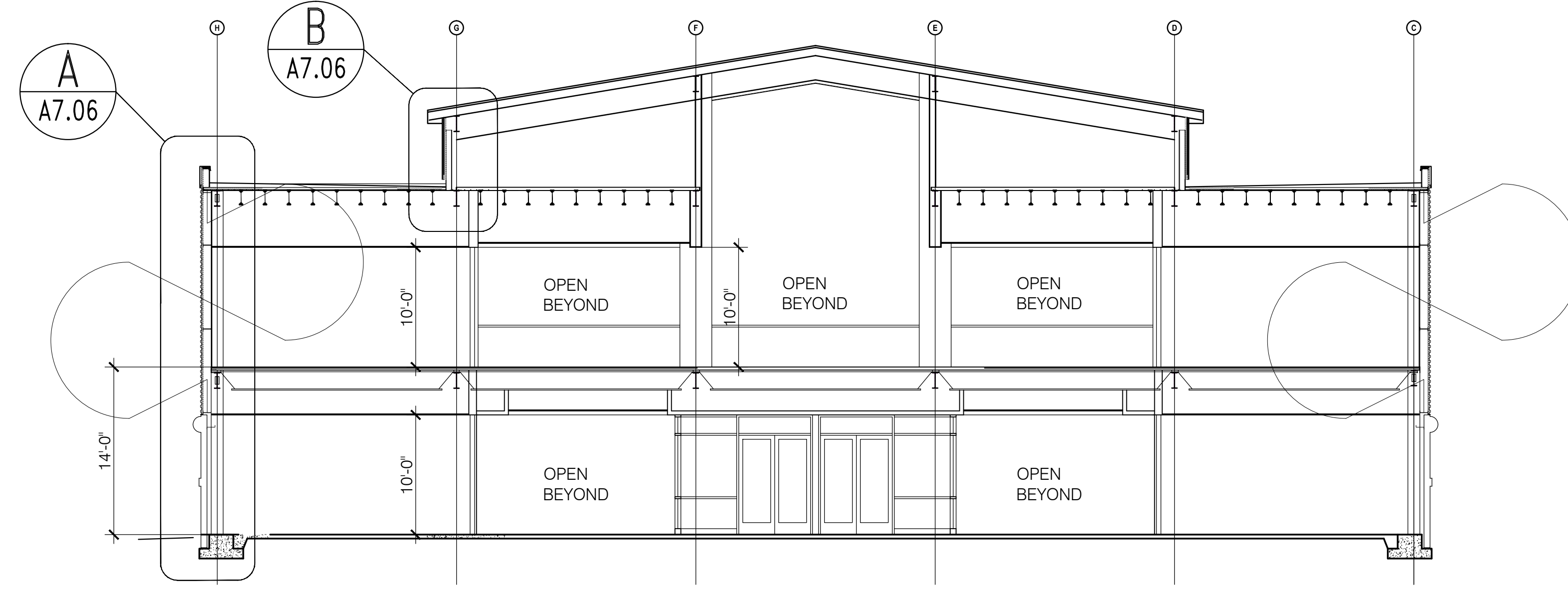
BUILDING SECTIONS

A6.07  
SHEET

NOT FOR CONSTRUCTION



**BUILDING SECTION - WEST END**  
 A6.08 SCALE: 1/8" = 1'-0"



**BUILDING SECTION - WEST END**  
 A6.08 SCALE: 1/8" = 1'-0"

NOT FOR CONSTRUCTION

**NOT FOR CONSTRUCTION**

GOODWYN MILLS CAWOOD




2660 EastChase Lane, Suite 200 | Montgomery, AL 36117  
 Tel 334.271.3200 | GMCNETWORK.COM

ISSUE DATE

50% CONSTR SET	05.27.2016
95% GEN WORKS	06.37.2016
drawn by:	
checked by:	

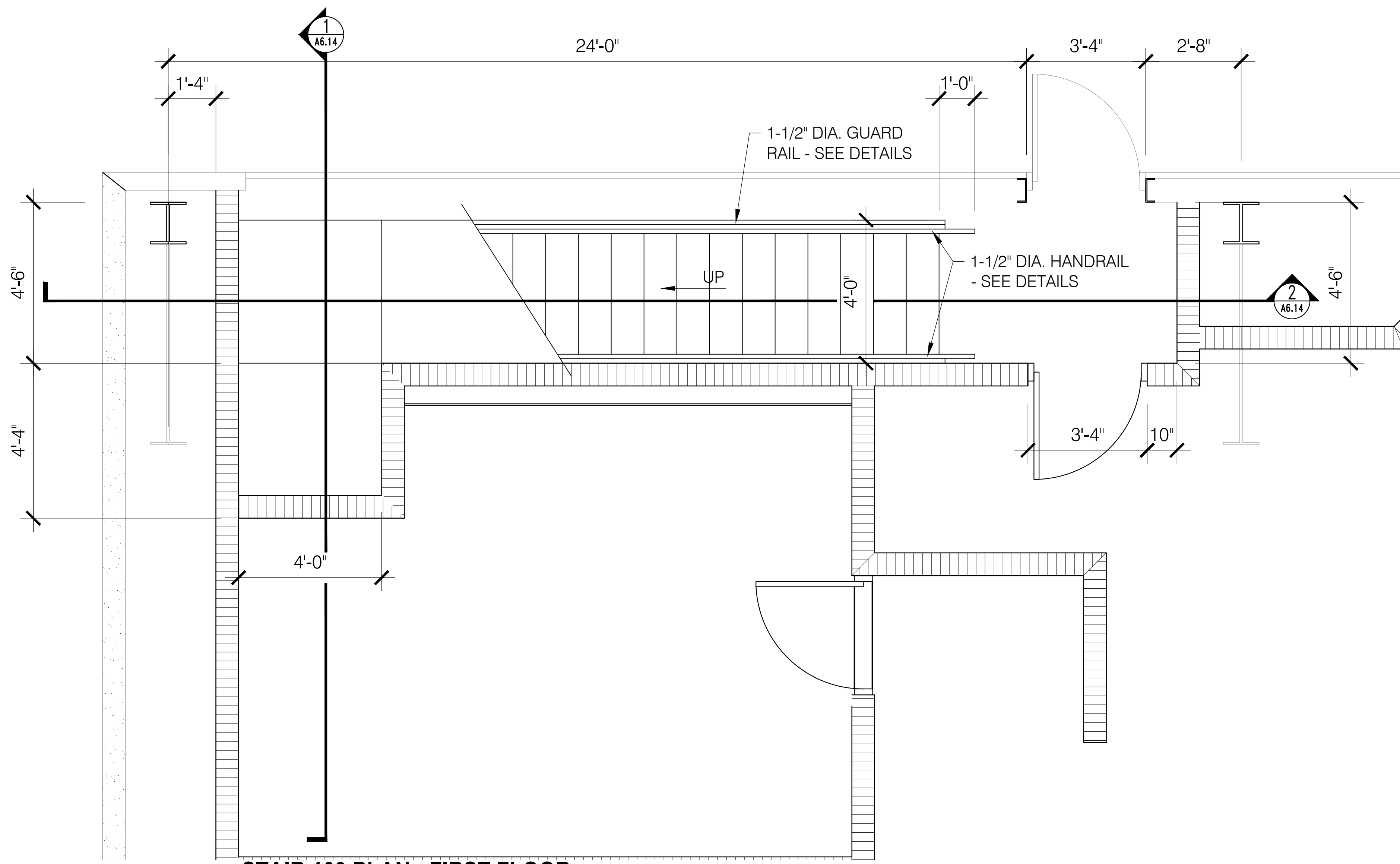
FOLEY EVENT CENTER  
 GENERAL WORKS PACKAGE  
 Foley, Alabama

AMGM150099

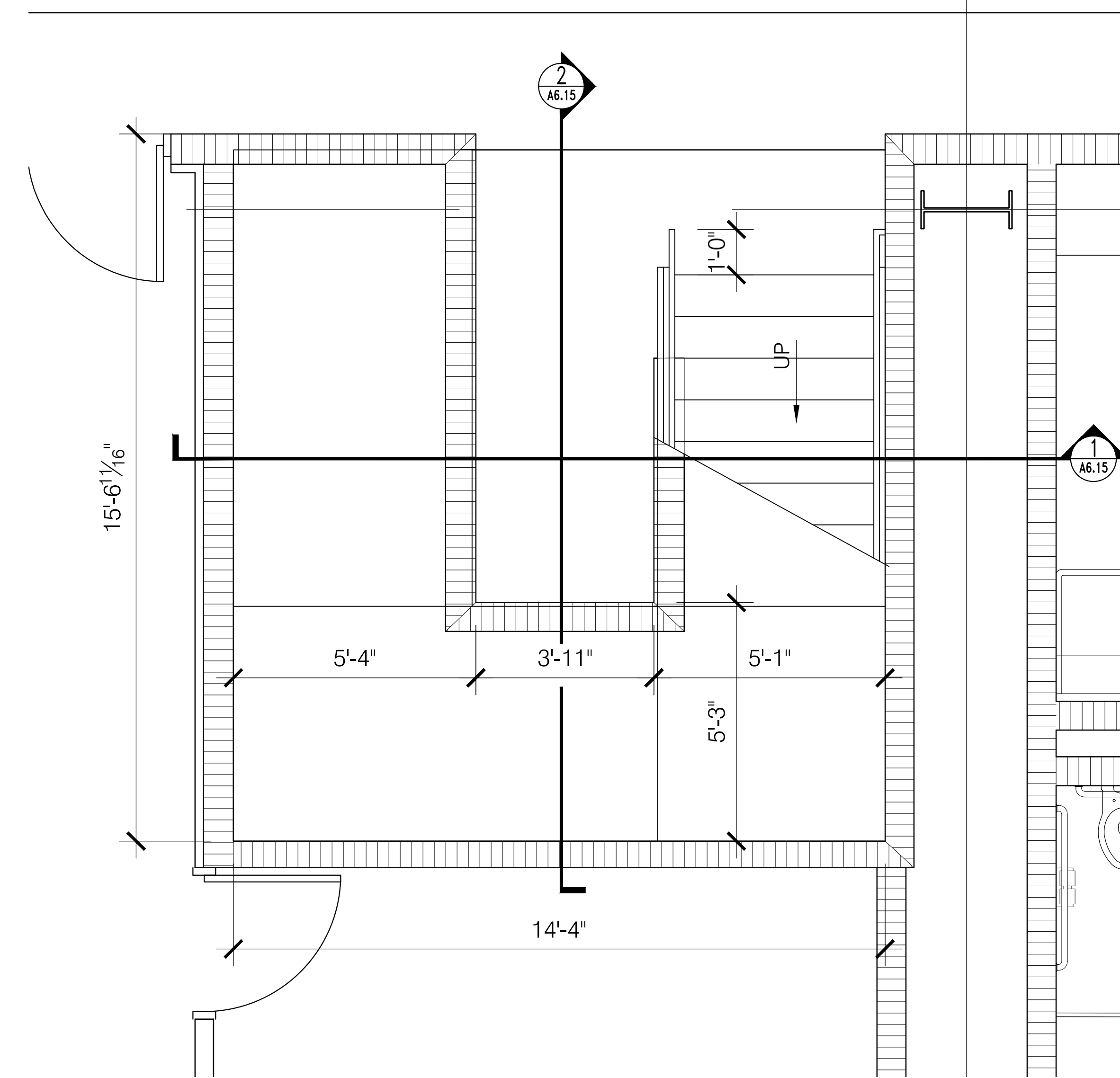


BUILDING SECTIONS

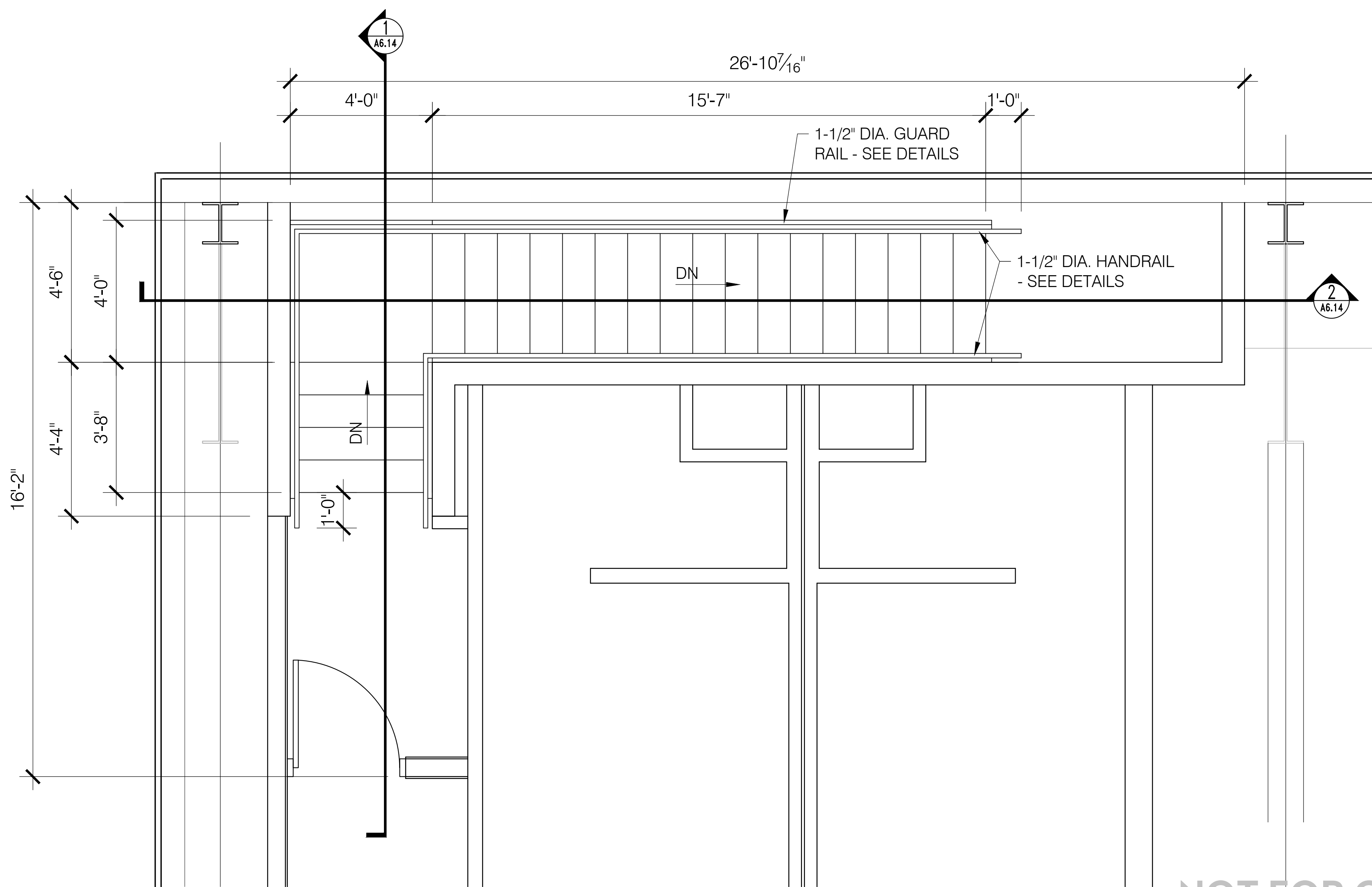
**A6.08**  
 SHEET OF 000



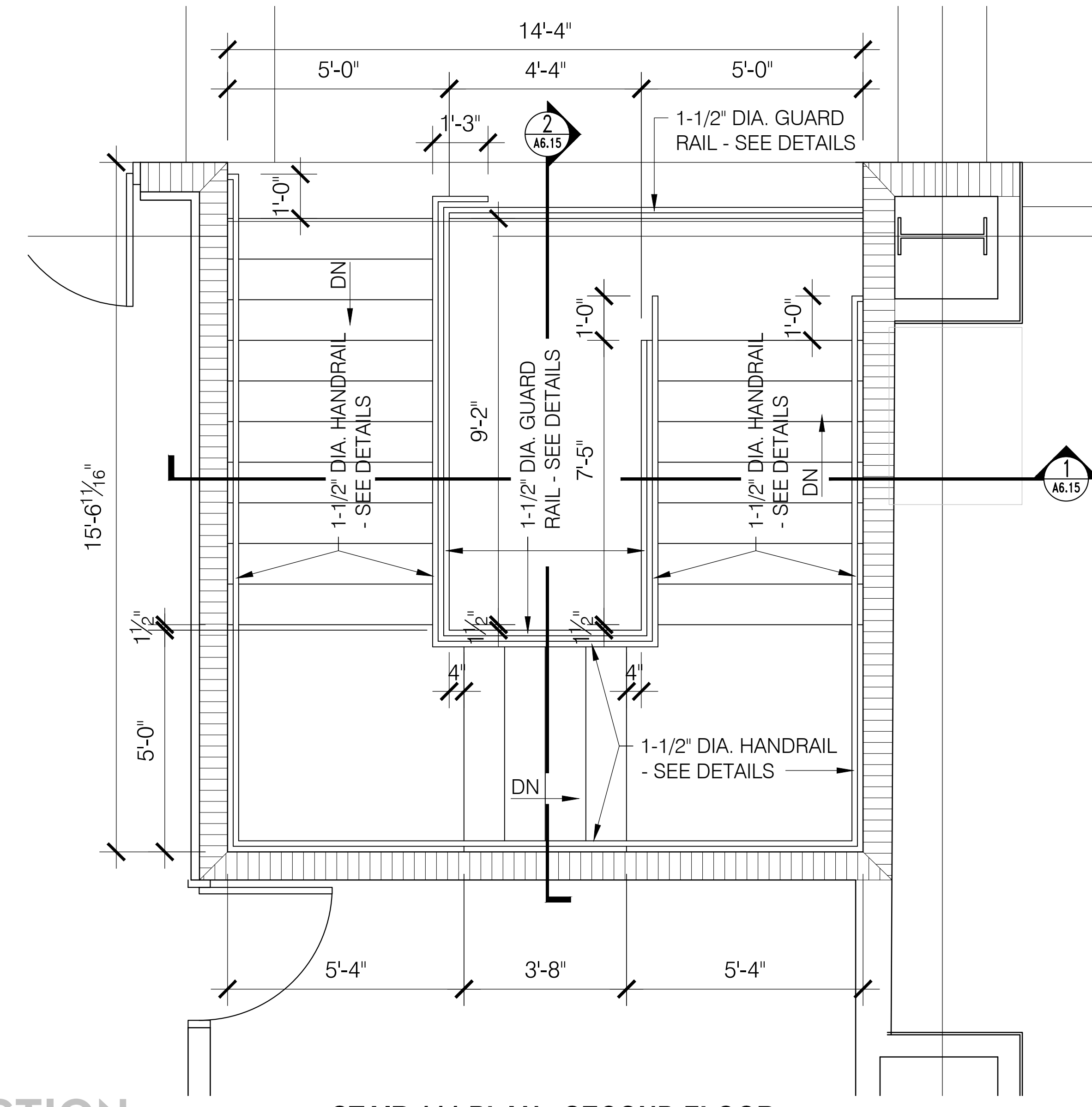
**1 STAIR 109 PLAN - FIRST FLOOR**  
 A6.11 SCALE: 1/2" = 1'-0"



**3 STAIR 111 PLAN - FIRST FLOOR**  
 A6.11 SCALE: 1/2" = 1'-0"



**2 STAIR 109 PLAN - SECOND FLOOR**  
 A6.11 SCALE: 1/2" = 1'-0"



**4 STAIR 111 PLAN - SECOND FLOOR**  
 A6.11 SCALE: 1/2" = 1'-0"

NOT FOR CONSTRUCTION

**NOT FOR CONSTRUCTION**


GOODWYN MILLS | CAWOOD

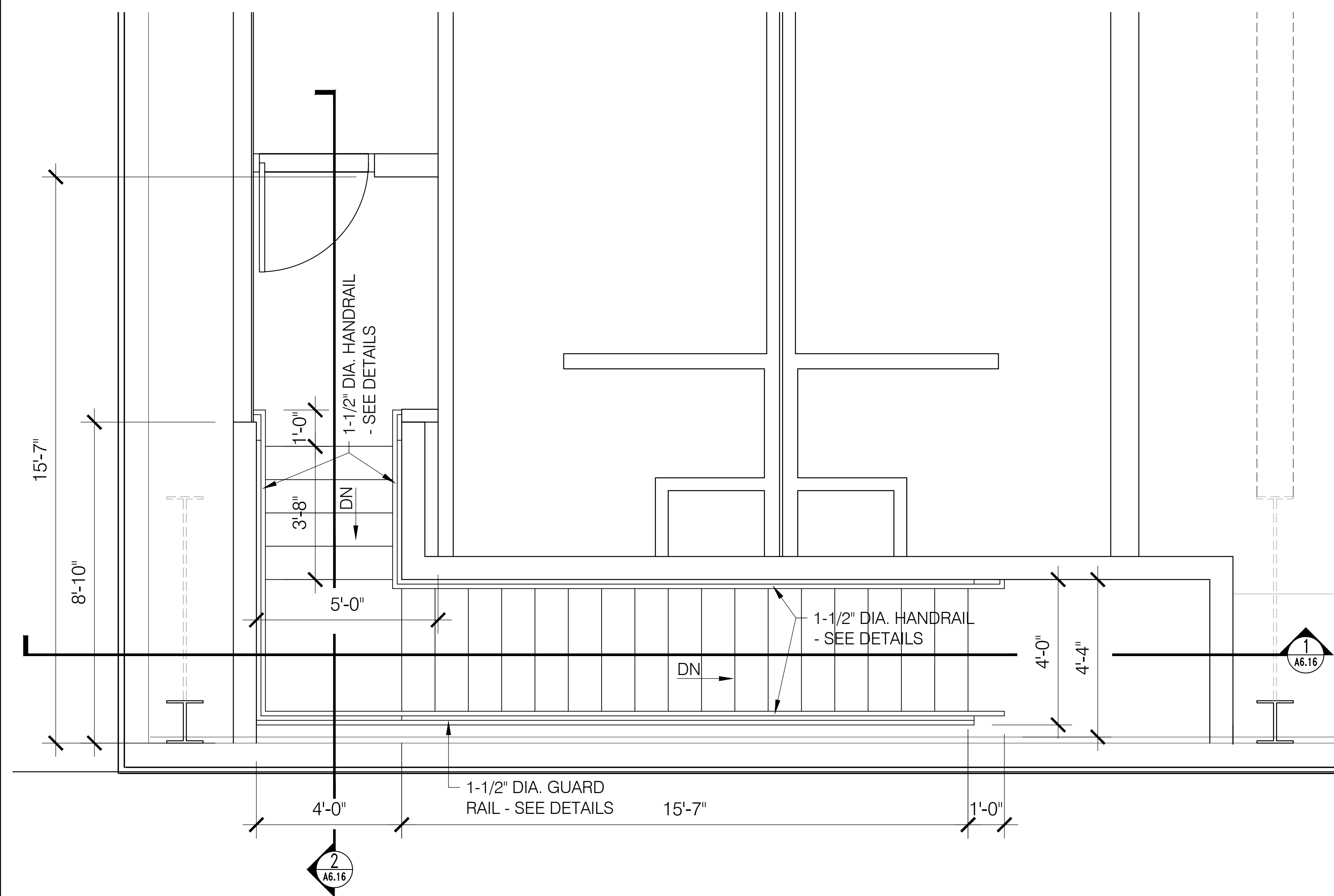
2660 EastChase Lane, Suite 200 | Montgomery, AL 36117  
 Tel 334.271.3200 | GMCNETWORK.COM

ISSUE DATE	DESCRIPTION
05/27/2016	50% CONSTRUCTION SET
06/27/2016	95% GEN. WORKS

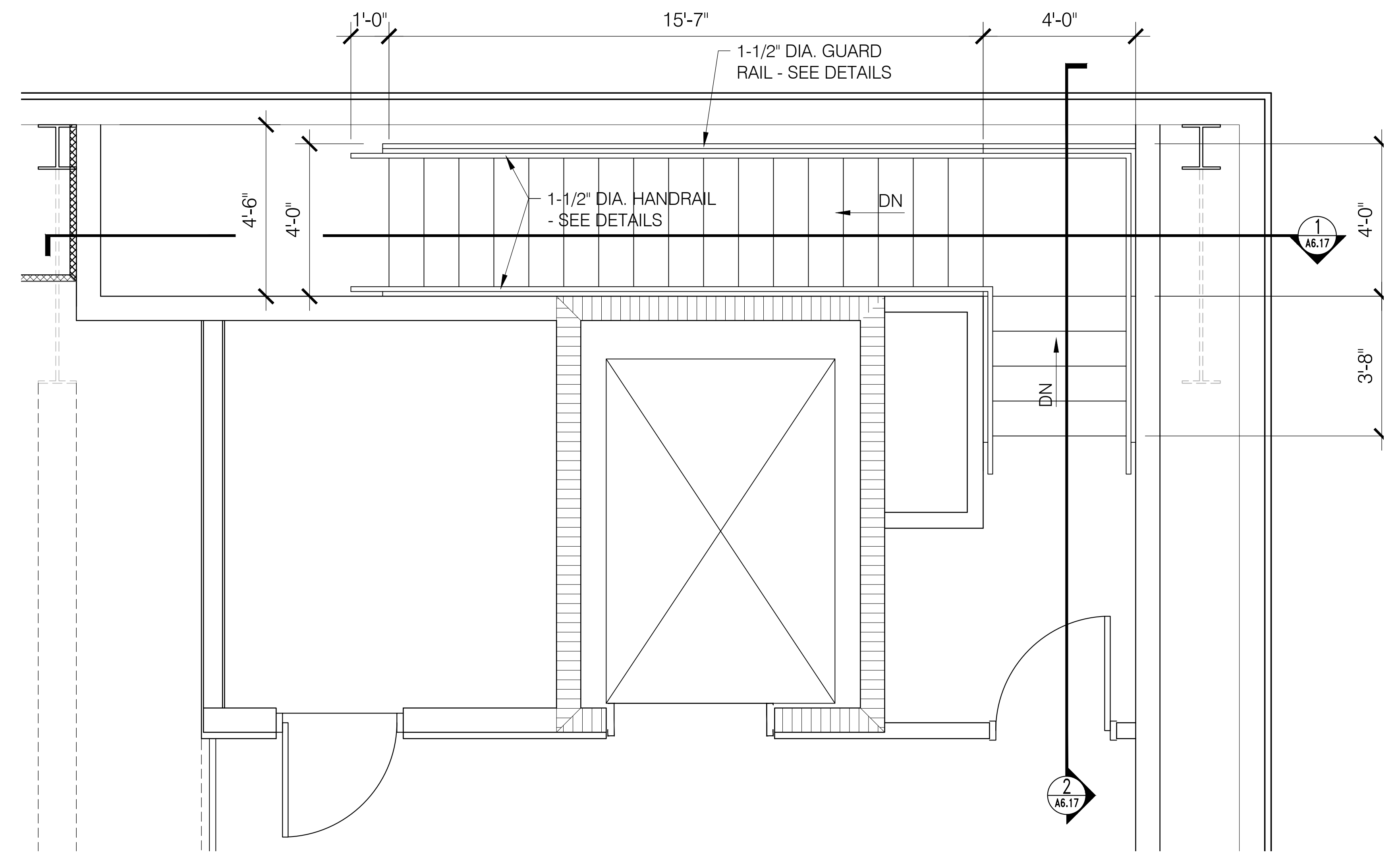
FOLEY EVENT CENTER  
 GENERAL WORKS PACKAGE  
 Foley, Alabama

AMGM150099

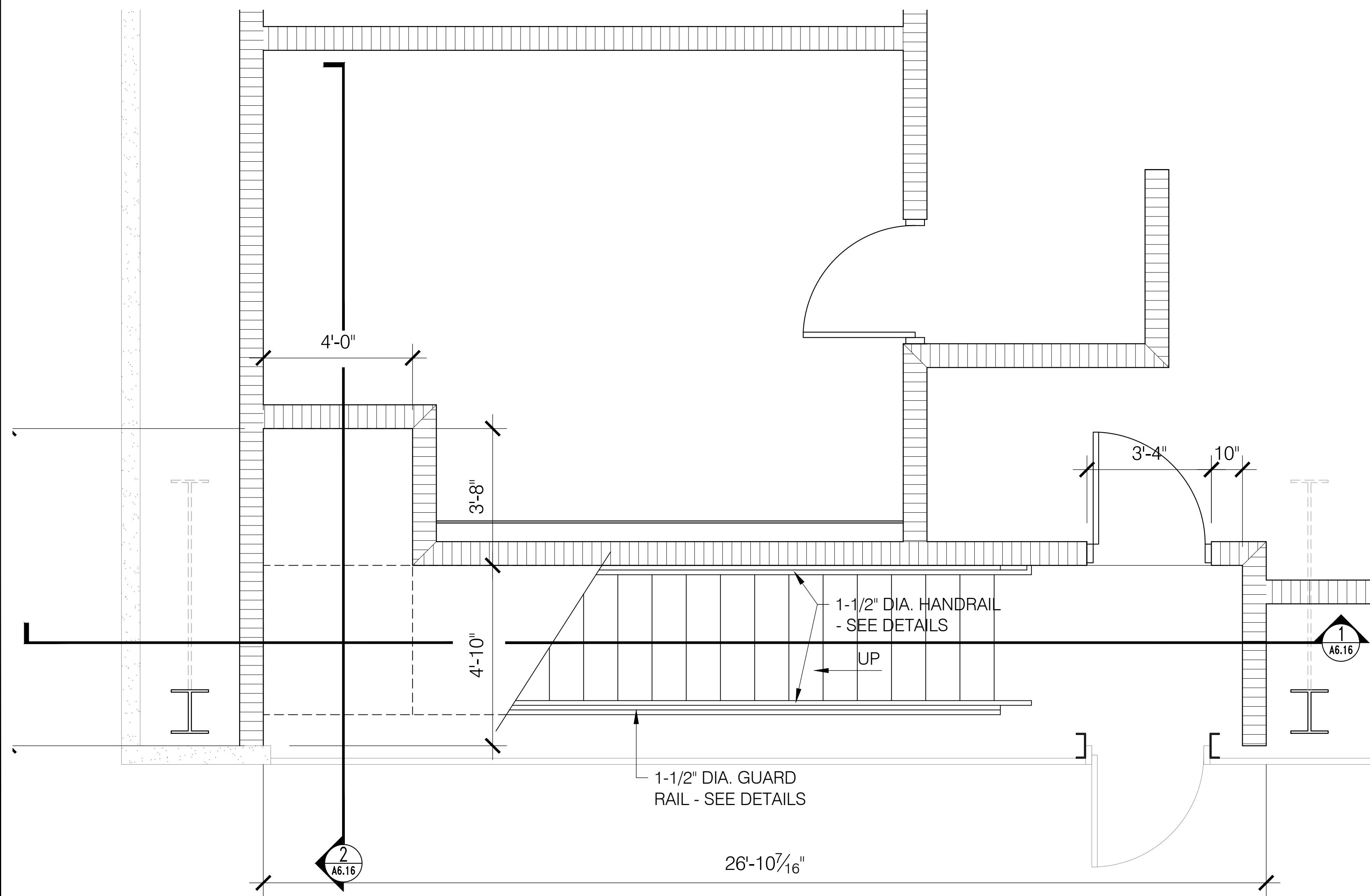




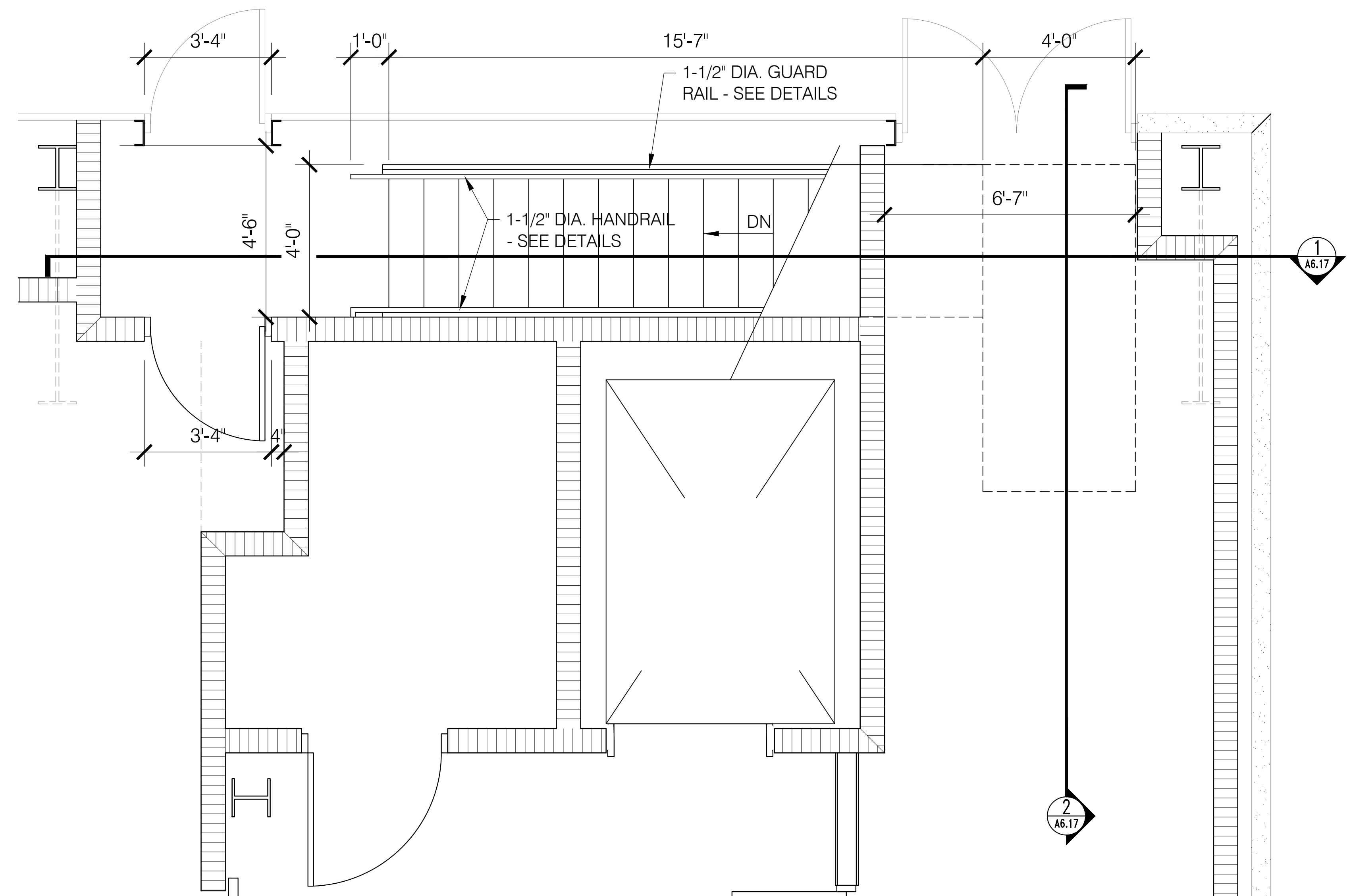
**2 STAIR 116 PLAN - SECOND FLOOR**  
 SCALE: 1/2" = 1'-0"



**4 STAIR 129 PLAN - SECOND FLOOR**  
 SCALE: 1/2" = 1'-0"



**1 STAIR 116 PLAN - FIRST FLOOR**  
 SCALE: 1/2" = 1'-0"



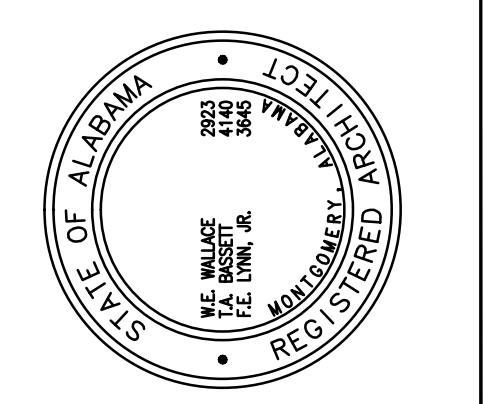
**3 STAIR 129 PLAN - FIRST FLOOR**  
 SCALE: 1/2" = 1'-0"

NOT FOR CONSTRUCTION

**NOT FOR CONSTRUCTION**  
 GOODWYN MILLS | CAWOOD  
 2660 EastChase Lane, Suite 200 | Montgomery, AL 36117  
 Tel 334.271.3200 | GMCNETWORK.COM

ISSUE DATE	ISSUE DESCRIPTION	DRAWN BY	CHECKED BY
05/27/2016	50% CONSTR SET		
06/27/2016	95% GEN WORKS		

**FOLEY EVENT CENTER**  
 GENERAL WORKS PACKAGE  
 Foley, Alabama  
 AMGM150099

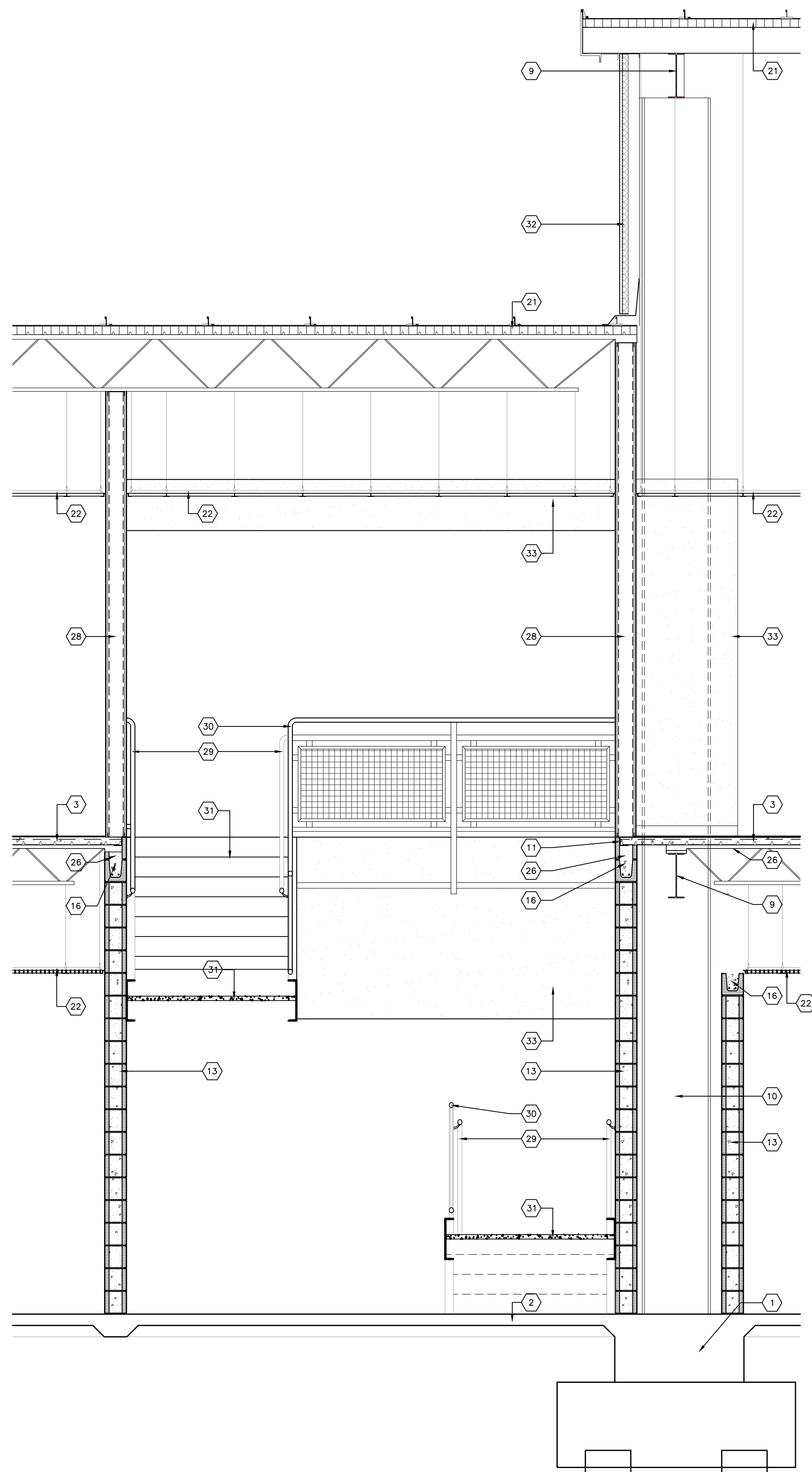


**A6.12**  
 SHEET OF GOOD

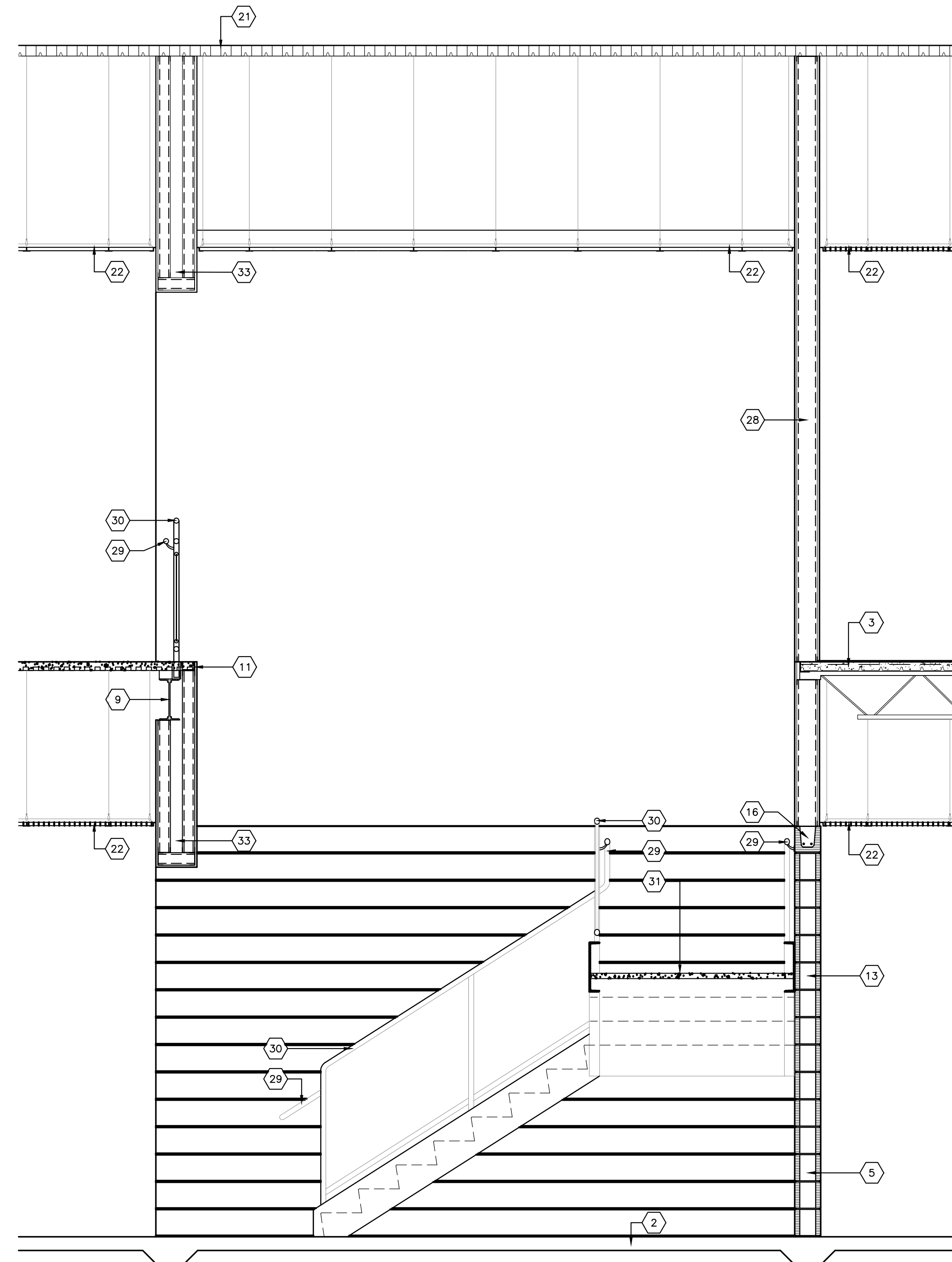








**1 STAIR 111 SECTION**  
SCALE: 1/2" = 1'-0"



**2 STAIR 111 SECTION**  
SCALE: 1/2" = 1'-0"


**KEY NOTES**

- 1 POURED CONCRETE FOOTING AND FOUNDATION BY OTHERS
- 2 POURED CONCRETE SLAB BY OTHERS
- 3 CONCRETE SLAB ON METAL DECKING
- 4
- 5
- 6
- 7
- 8
- 9 PRE-ENGINEERED STRUCTURE BY OTHERS
- 10
- 11 STEEL ANGLE
- 12 STEEL LINTEL
- 13 8" CONCRETE MASONRY UNIT NON RATED
- 14 8" CONCRETE MASONRY UNIT 1 HR RATED
- 15 8" CONCRETE MASONRY UNIT 2 HR RATED
- 16 8" CMU BOND BEAM
- 17 8" CMU LINTLE
- 18 1 LAYER 5/8" GYPSUM BOARD
- 19 METAL FURRING CHANNEL
- 20 BLOCKING
- 21 ROOFING SYSTEM - SEE WALL SECTIONS
- 22 LAY IN ACOUSTICAL CEILING AS SCHEDULED
- 23 5/8" GYP. BD. ON 3-5/8" METAL STUD FRAMING @ 16" O.C.
- 24 3-1/2" CONCRETE SLAB ON 2" CONFORM DECK
- 25 BUILD MASONRY SOLID BETWEEN FLANGES
- 26 CUT CMU INFILL
- 27 DOOR AND FRAME AS SCHEDULED
- 28 METAL STUD AND GYP. BD. WALL TYPE AS SCHEDULED
- 29 1-1/2" DIA. HAND RAIL BY OTHERS
- 30 1-1/2" DIA. GUARD RAIL BY OTHERS
- 31 STAIRS BY OTHERS
- 32 EXTERIOR WALL SYSTEM - SEE WALL SECTIONS
- 33 GYP. BD. FURRING - SEE DETAILS

ISSUE	DATE
50% CONSTR. SET	05/27/2016
95% GEN. WORKS	06/27/2016

**FOLEY EVENT CENTER**  
GENERAL WORKS PACKAGE  
Foley, Alabama

AMGM150099




STAIR SECTIONS

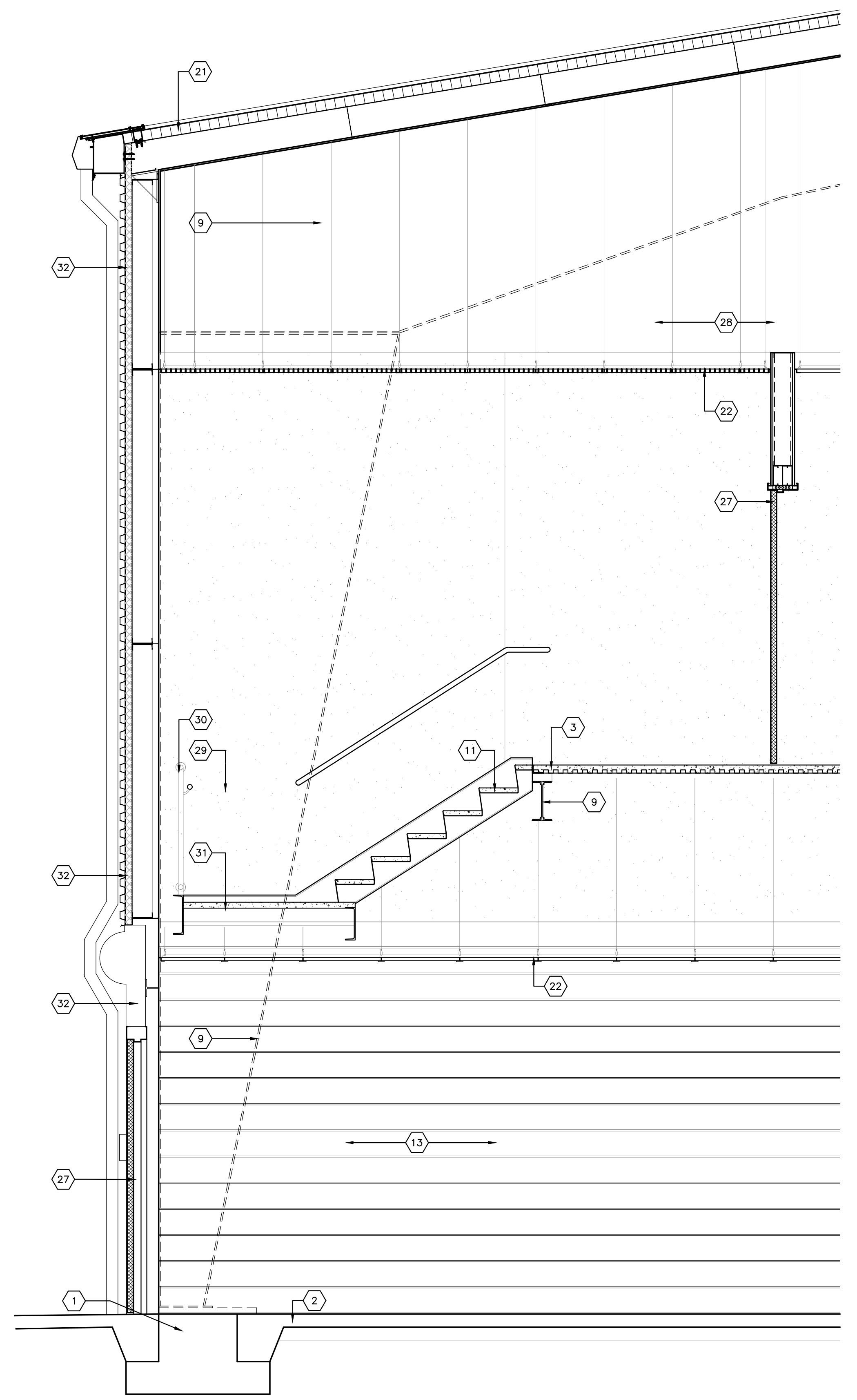
**A6.15**  
SHEET  
of GOOD

**NOT FOR CONSTRUCTION**  
 GOODWYN MILLS | CAWOOD  
 2660 EastChase Lane, Suite 200 | Montgomery, AL 36117  
 Tel 334.271.3200 | GMCNETWORK.COM

NOT FOR CONSTRUCTION



1 STAIR 116 SECTION  
SCALE: 1/2" = 1'-0"



2 STAIR 116 SECTION  
SCALE: 1/2" = 1'-0"

**KEY NOTES**

- 1 POURED CONCRETE FOOTING AND FOUNDATION BY OTHERS
- 2 POURED CONCRETE SLAB BY OTHERS
- 3 CONCRETE SLAB ON METAL DECKING
- 4
- 5
- 6
- 7
- 8
- 9 PRE-ENGINEERED STRUCTURE BY OTHERS
- 10
- 11 STEEL ANGLE
- 12 STEEL LINTEL
- 13 8" CONCRETE MASONRY UNIT NON RATED
- 14 8" CONCRETE MASONRY UNIT 1 HR RATED
- 15 8" CONCRETE MASONRY UNIT 2 HR RATED
- 16 8" CMU BOND BEAM
- 17 8" CMU LINTEL
- 18 1 LAYER 5/8" GYPSUM BOARD
- 19 METAL FURRING CHANNEL
- 20 BLOCKING
- 21 ROOFING SYSTEM - SEE WALL SECTIONS
- 22 LAY IN ACOUSTICAL CEILING AS SCHEDULED
- 23 5/8" GYP. BD. ON 3-5/8" METAL STUD FRAMING @ 16" O.C.
- 24 3-1/2" CONCRETE SLAB ON 2" CONFORM DECK
- 25 BUILD MASONRY SOLID BETWEEN FLANGES
- 26 CUT CMU INFILL
- 27 DOOR AND FRAME AS SCHEDULED
- 28 METAL STUD AND GYP. BD. WALL TYPE AS SCHEDULED
- 29 1-1/2" DIA. HAND RAIL BY OTHERS
- 30 1-1/2" DIA. GUARD RAIL BY OTHERS
- 31 STAIRS BY OTHERS
- 32 EXTERIOR WALL SYSTEM - SEE WALL SECTIONS
- 33 GYP. BD. FURRING - SEE DETAILS

NOT FOR CONSTRUCTION

**NOT FOR CONSTRUCTION**

GOODWYN MILLS | CAWOOD

2660 EastChase Lane, Suite 200 | Montgomery, AL 36117  
Tel 334.271.3200 | GMCNETWORK.COM

ISSUE DATE	drawn by	checked by
50% CONSTR. SET   05.27.2016		
95% GEN. WORKS   06.27.2016		

**FOLEY EVENT CENTER**  
GENERAL WORKS PACKAGE  
Foley, Alabama

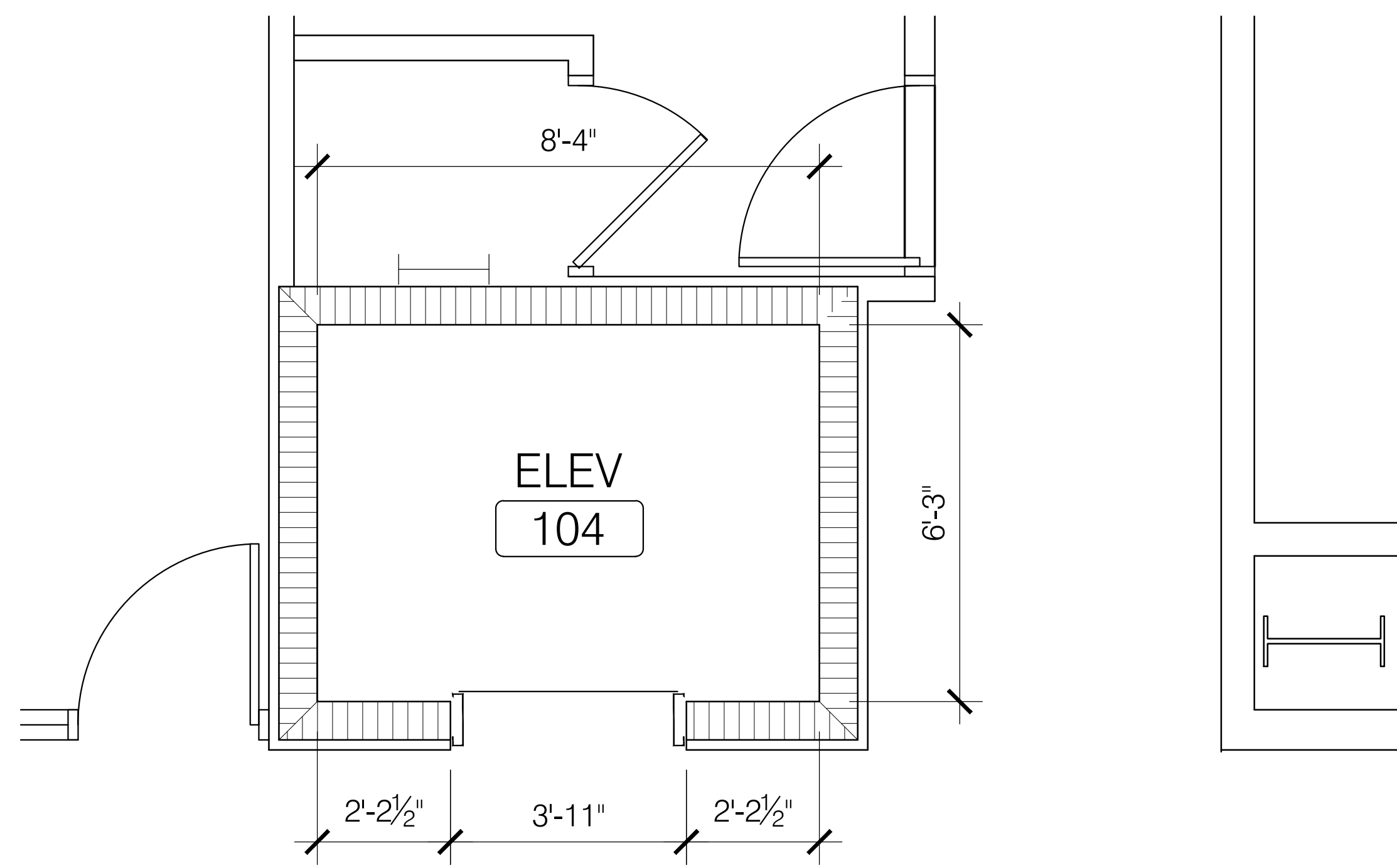
AMGM150099

STAIR SECTIONS

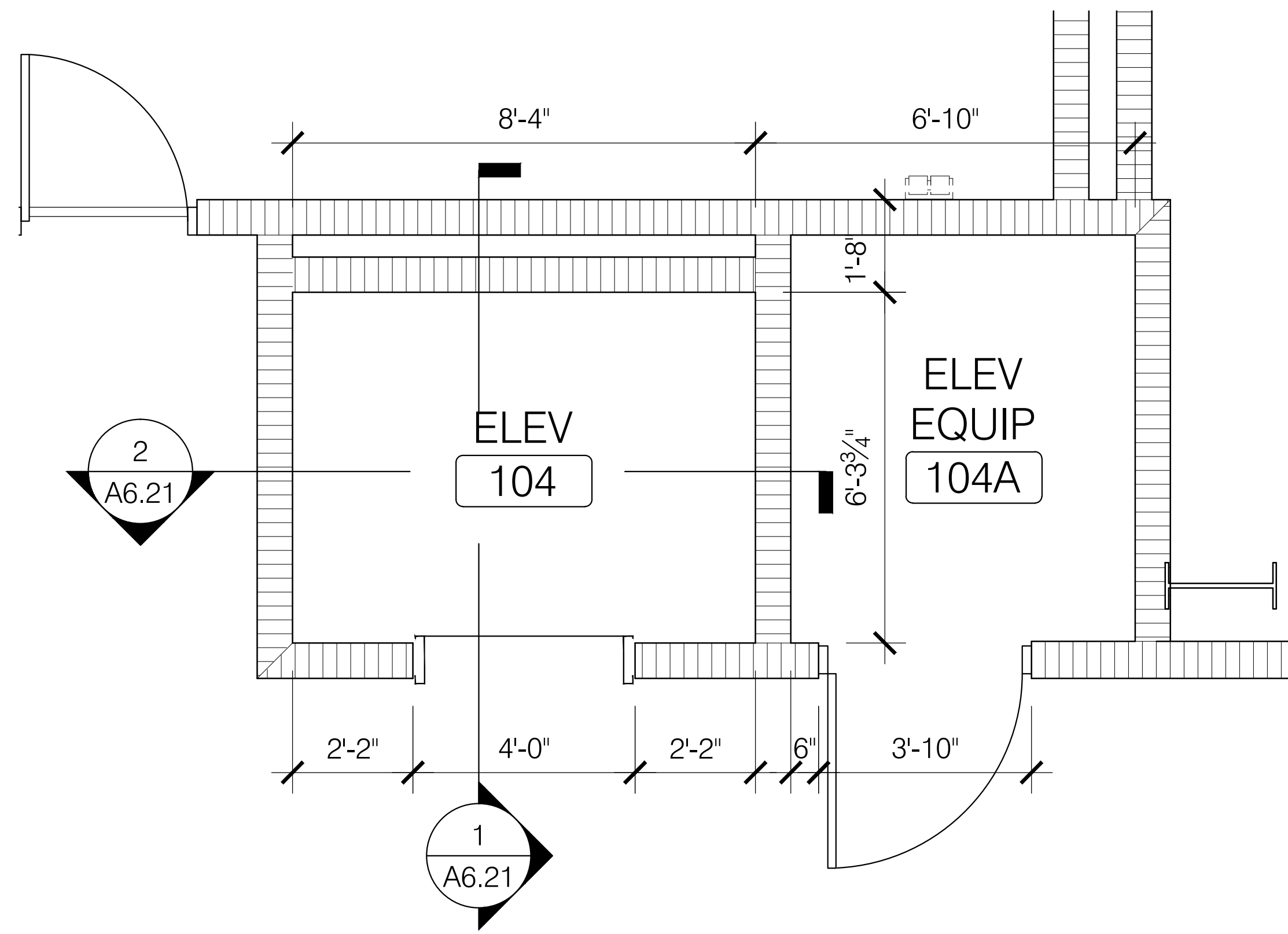
**A6.16**  
SHEET OF GOOD



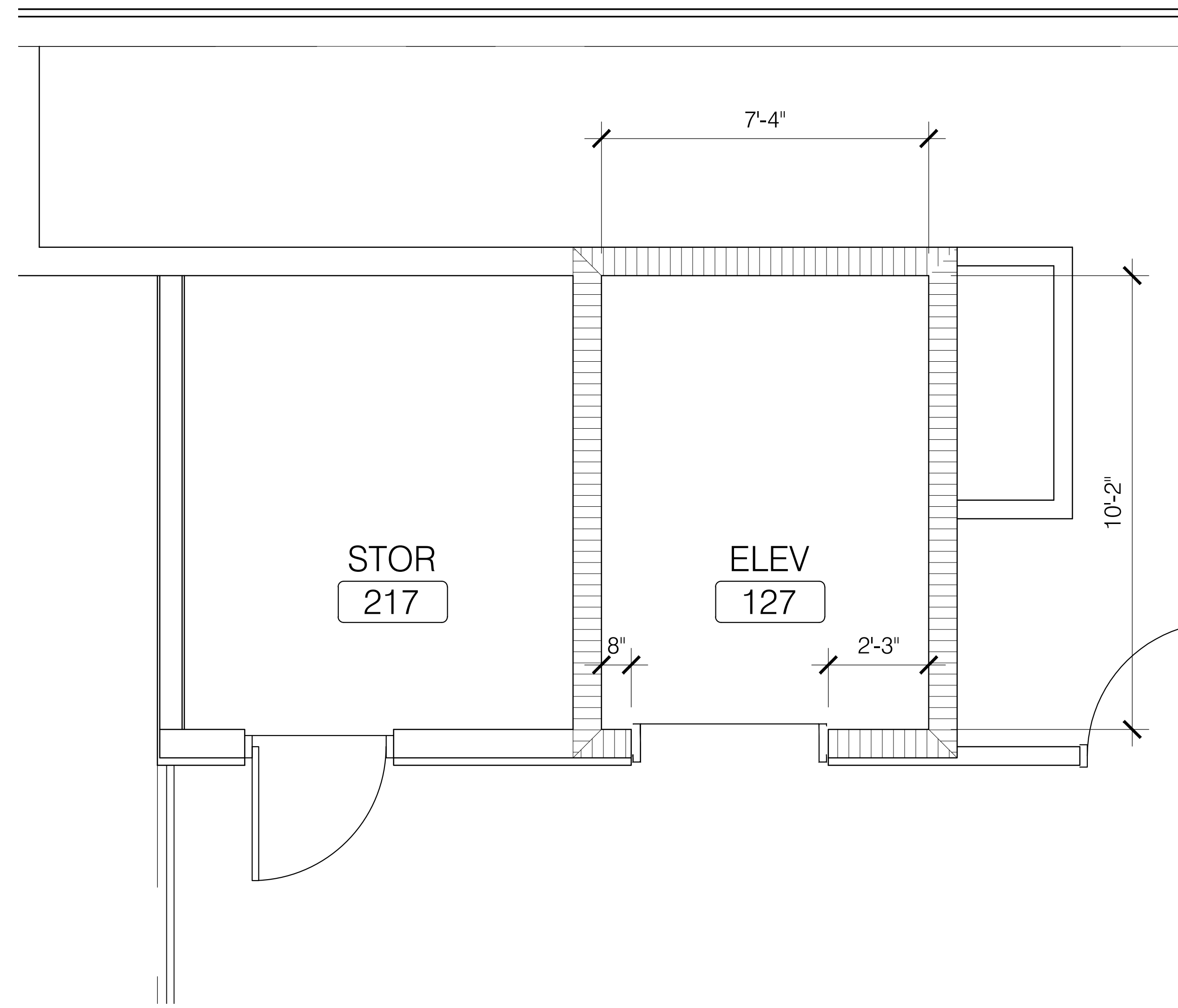




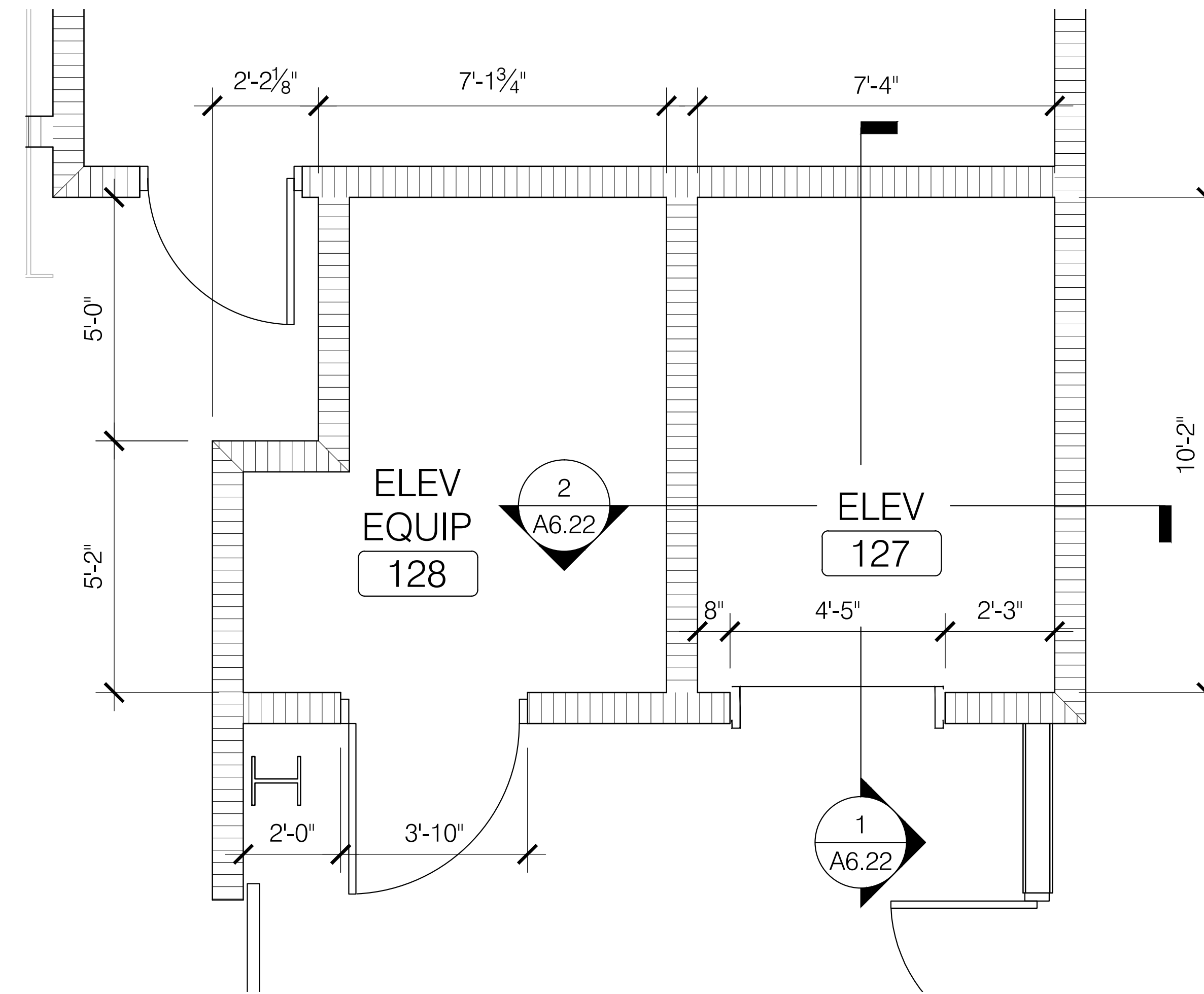
**2 ELEVATOR 104 PLAN - SECOND FLOOR**  
A6.20 SCALE: 1/2" = 1'-0"



**1 ELEVATOR 104 PLAN - FIRST FLOOR**  
A6.20 SCALE: 1/2" = 1'-0"



**4 ELEVATOR 127 PLAN - SECOND FLOOR**  
A6.20 SCALE: 1/2" = 1'-0"




**3 ELEVATOR 127 PLAN - FIRST FLOOR**  
A6.20 SCALE: 1/2" = 1'-0"

**NOT FOR CONSTRUCTION**  
**GOODWYN MILLS CAWOOD**  
 2660 EastChase Lane, Suite 200 | Montgomery, AL 36117  
 Tel 334.271.3200 | GMCNETWORK.COM

ISSUE DATE	ISSUE DESCRIPTION	DRAWN BY	CHECKED BY
05/27/2016	95% CONSTR SET		
06/30/2016	95% GEN WORKS		

**FOLEY EVENT CENTER**  
 GENERAL WORKS PACKAGE  
 Foley, Alabama  
**AMGM150099**

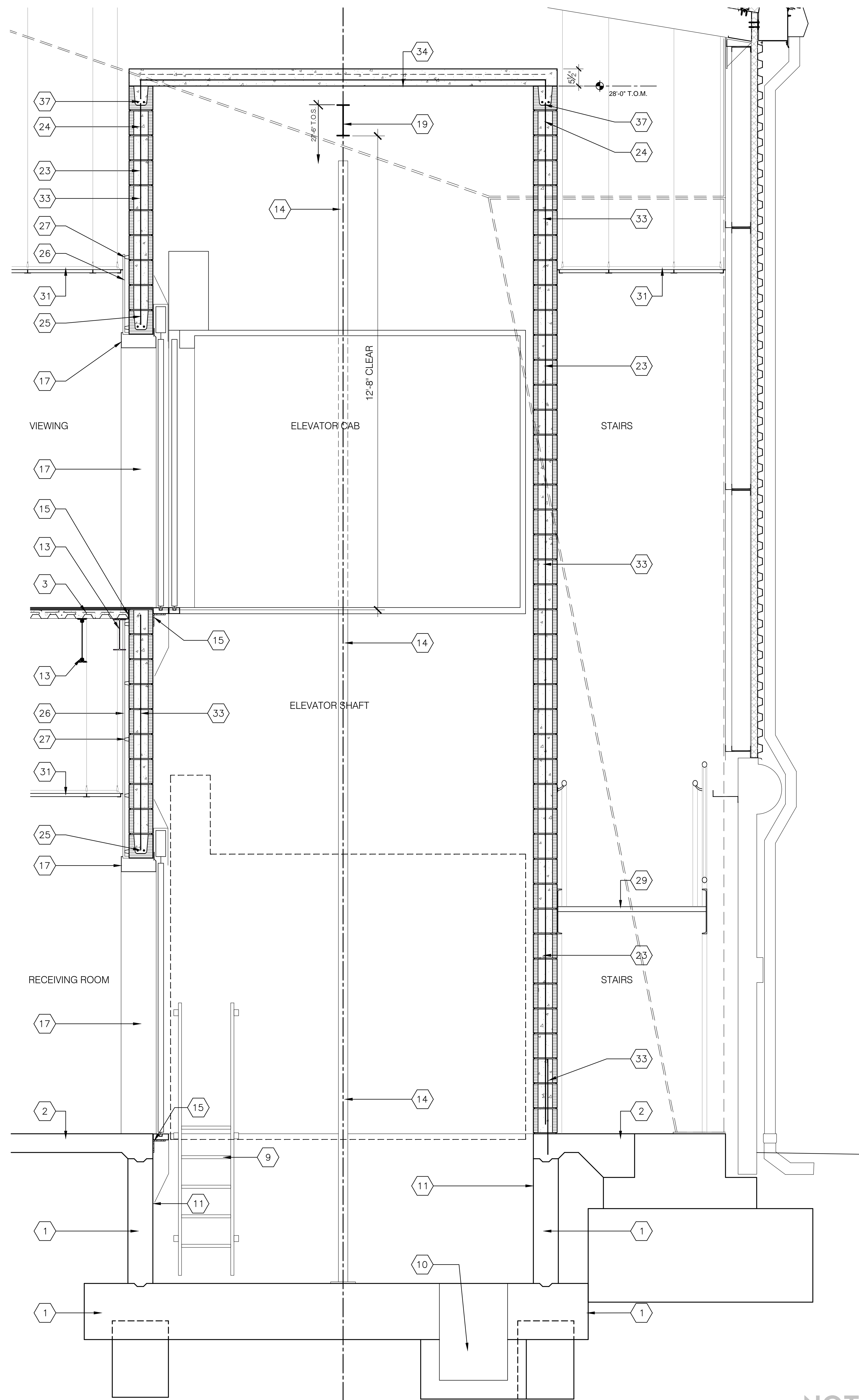


**ELEVATOR PLANS AND DETAILS**  
**A6.20**  
 SHEET OF 000

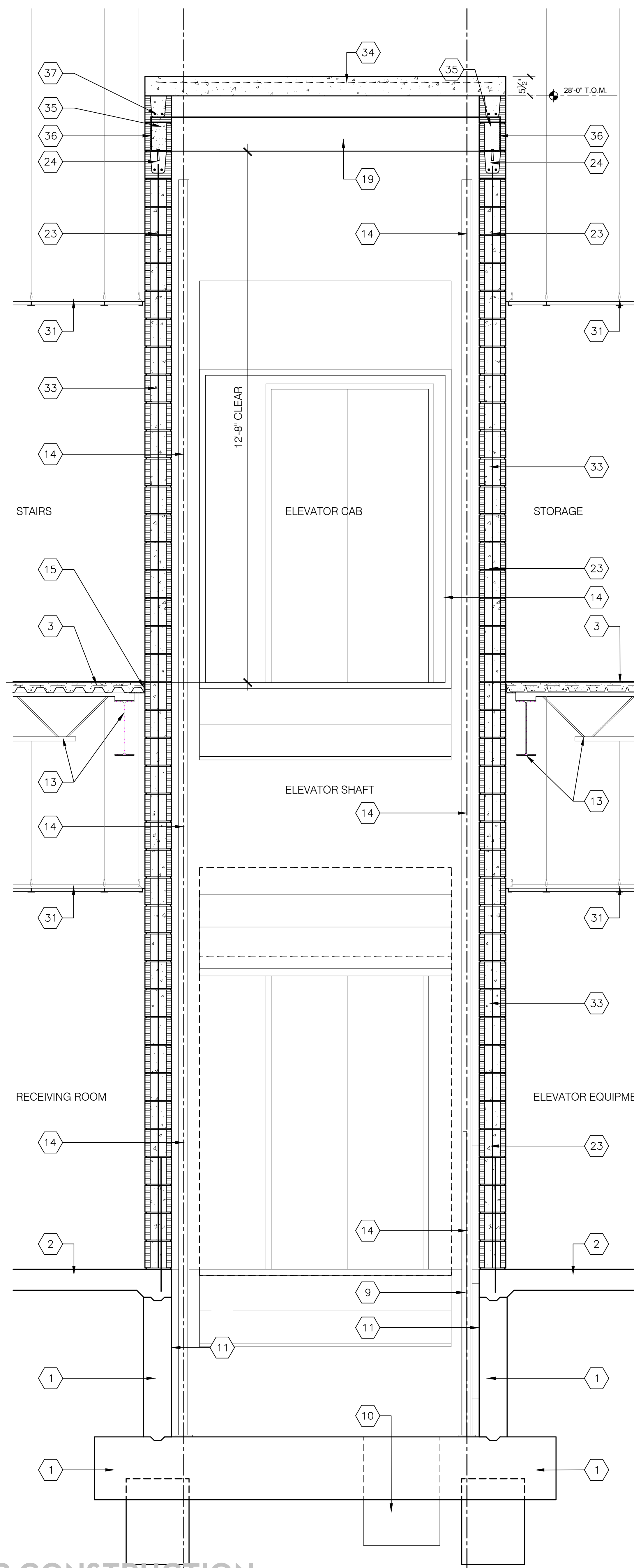
**NOT FOR CONSTRUCTION**







**1 ELEVATOR SECTION 127**  
SCALE: 3/4" = 1'-0"



**2 ELEVATOR SECTION 127**  
SCALE: 3/4" = 1'-0"

**ELEVATOR KEY NOTES**

- 1 ELEVATOR PIT BY OTHERS
- 2 CONCRETE SLAB BY OTHERS
- 3 ROOF STRUCTURE BY OTHERS
- 4
- 5
- 6
- 7
- 8
- 9 ELEVATOR PIT LADDER
- 10 SUMP PUMP PIT - SEE PLUMBING FOR PUMP
- 11 WATERPROOFING
- 12
- 13 PRE-ENGINEERED STRUCTURE BY OTHERS
- 14 ELEVATOR RAILS
- 15 STEEL ANGLE - SEE STRUCTURAL
- 16 STEEL LINTEL - SEE STRUCTURAL
- 17 ELEVATOR DOOR OPENING TRIM
- 18
- 19 JOIST BEAM - SEE STRUCTURAL
- 20 JOIST EXTENSION
- 21 8" CONCRETE MASONRY UNIT NON RATED
- 22 8" CONCRETE MASONRY UNIT 1 HR RATED
- 23 8" CONCRETE MASONRY UNIT 2 HR RATED
- 24 8" CMU BOND BEAM - SEE STRUCTURAL
- 25 8" CMU LINTEL
- 26 1 LAYER 5/8" GYPSUM BOARD
- 27 METAL FURRING CHANNEL
- 28 BLOCKING
- 29 STAIRS - SEE STAIR SECTIONS
- 30 TPO ROOFING SYSTEM ON RIGID INSULATION
- 31 LAY IN ACOUSTICAL CEILING AS SCHEDULED
- 32 3/8" GYP. BD. ON 3-5/8" METAL STUD FRAMING
- 33 STRUCTURAL REINFORCEMENT - SEE STRUCTURAL FOR TYPE, SIZE AND FULL EXTENT
- 34 3-1/2" CONCRETE SLAB ON 2" CONFORM DECK - SEE STRUCTURAL
- 35 BUILD MASONRY SOLID BETWEEN FLANGES
- 36 STEEL PLATE W/ HEADED STUDS AT BEAM - SEE STRUCTURAL
- 37 4" CUT CMU INFILL - SEE STRUCTURAL

**NOT FOR CONSTRUCTION**


**GOODWYN MILLS | CAWOOD**

2660 EastChase Lane, Suite 200 | Montgomery, AL 36117  
Tel 334.271.3200 | GMCNETWORK.COM

ISSUE DATE	
50% CONSTR SET	05/27/2016
95% GEN WORKS	06/27/2016
drawn by	
checked by	

**FOLEY EVENT CENTER**  
GENERAL WORKS PACKAGE  
Foley, Alabama

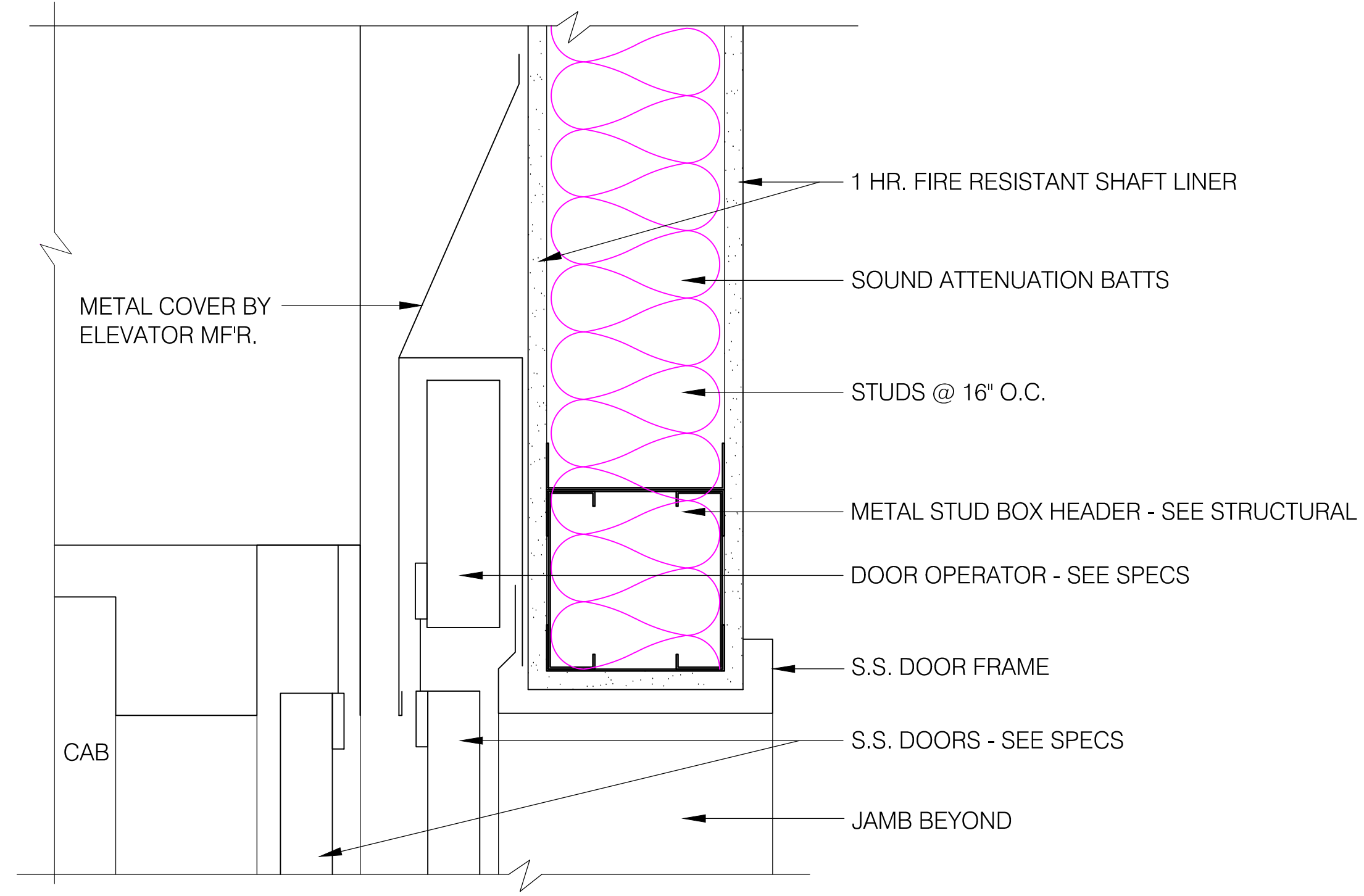
AMGM150099



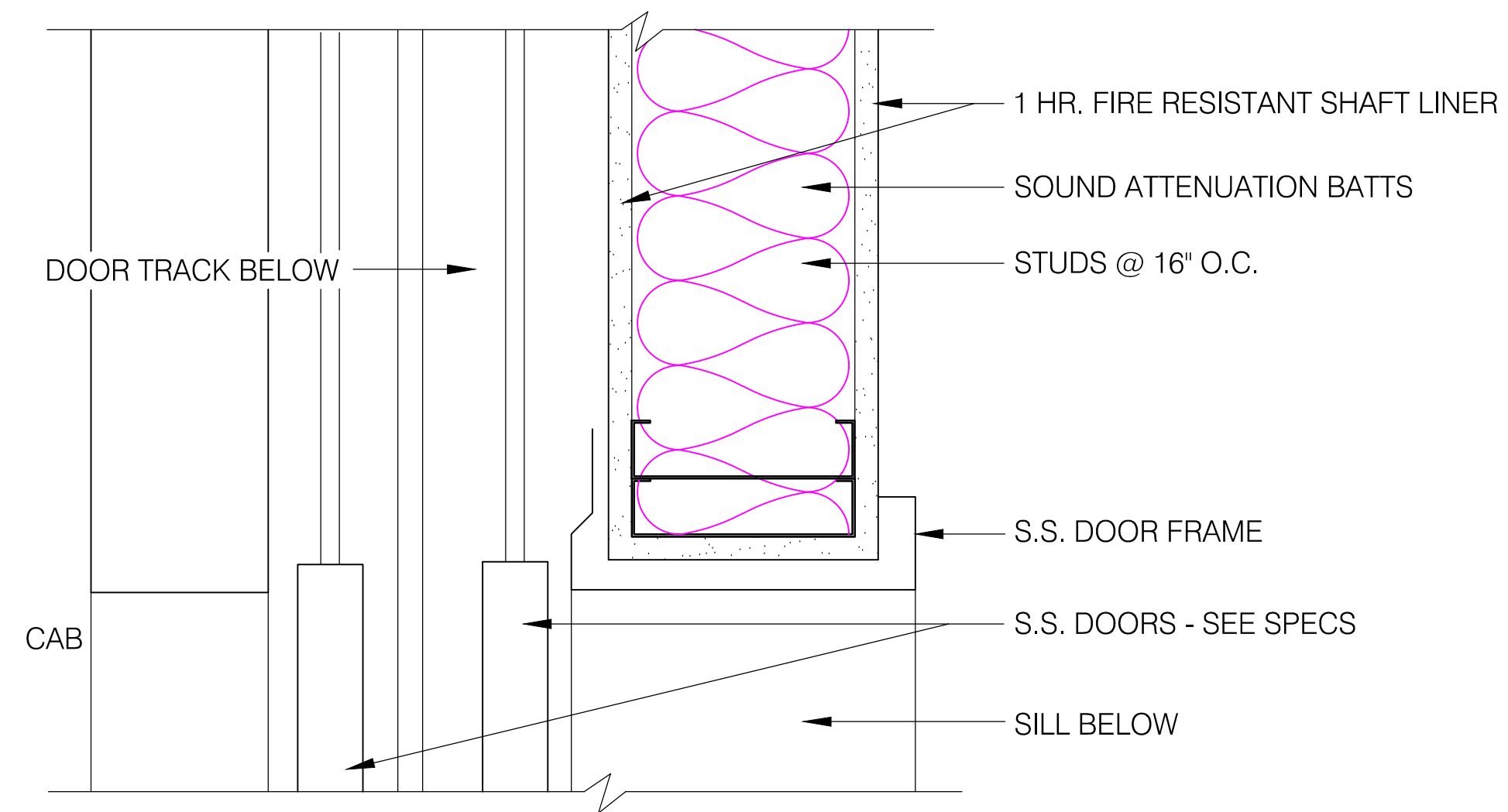
**ELEVATOR SECTIONS**

**A6.22**  
SHEET OF 000

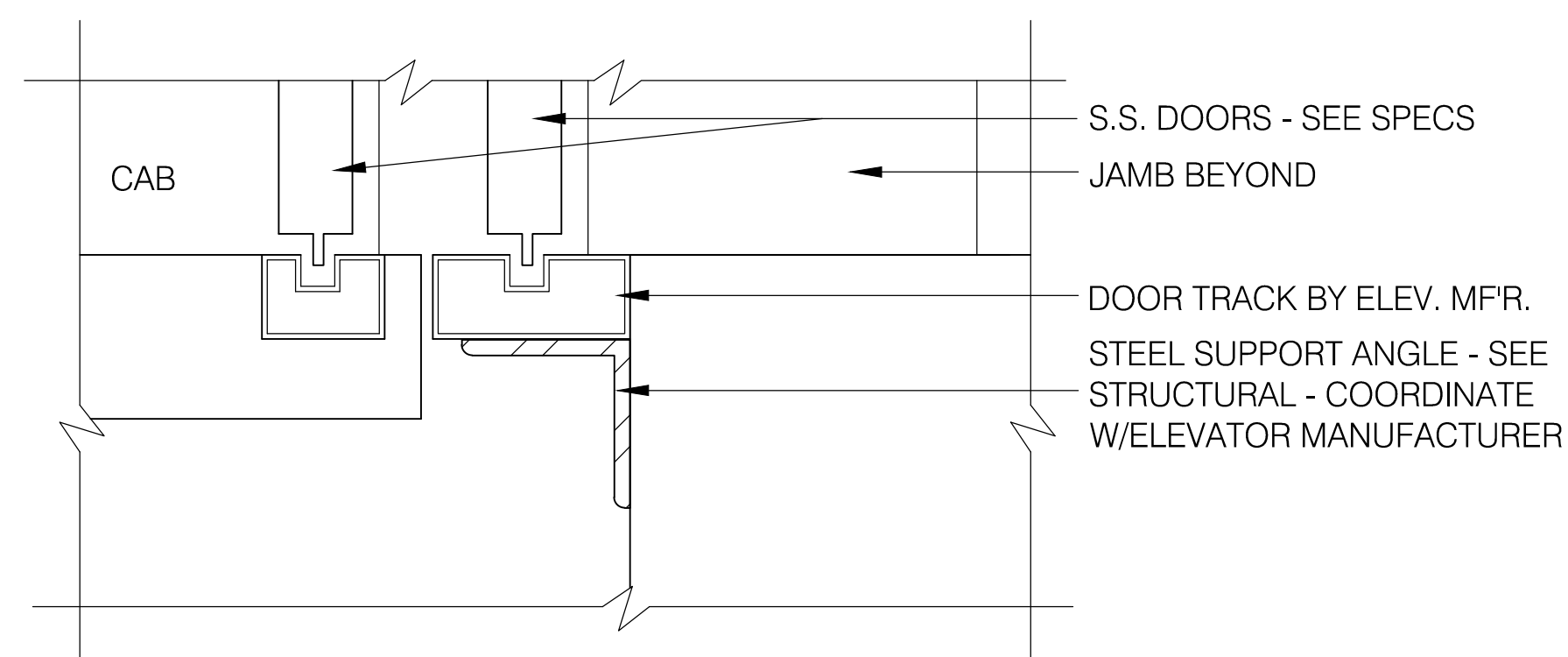
NOT FOR CONSTRUCTION



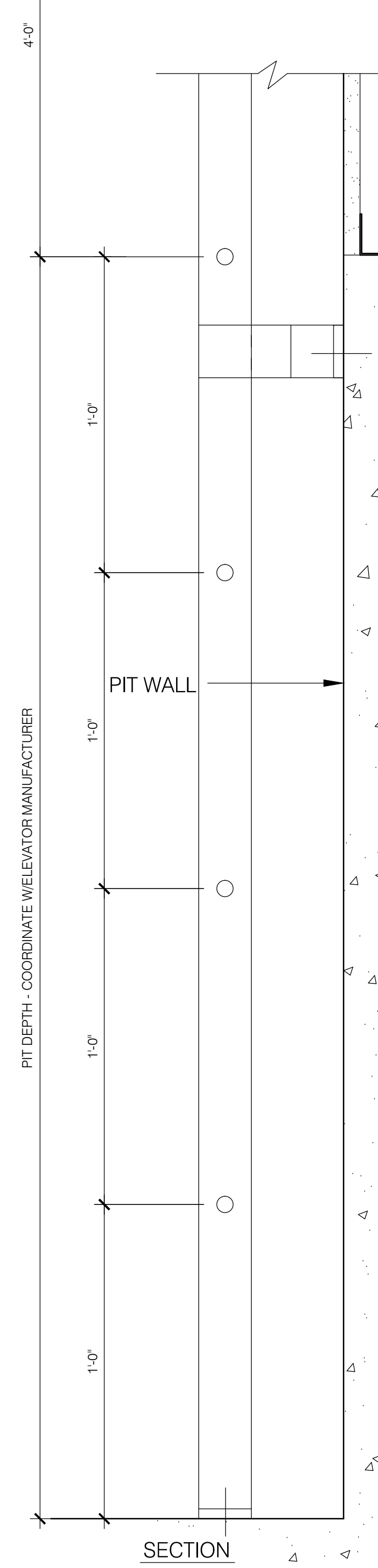
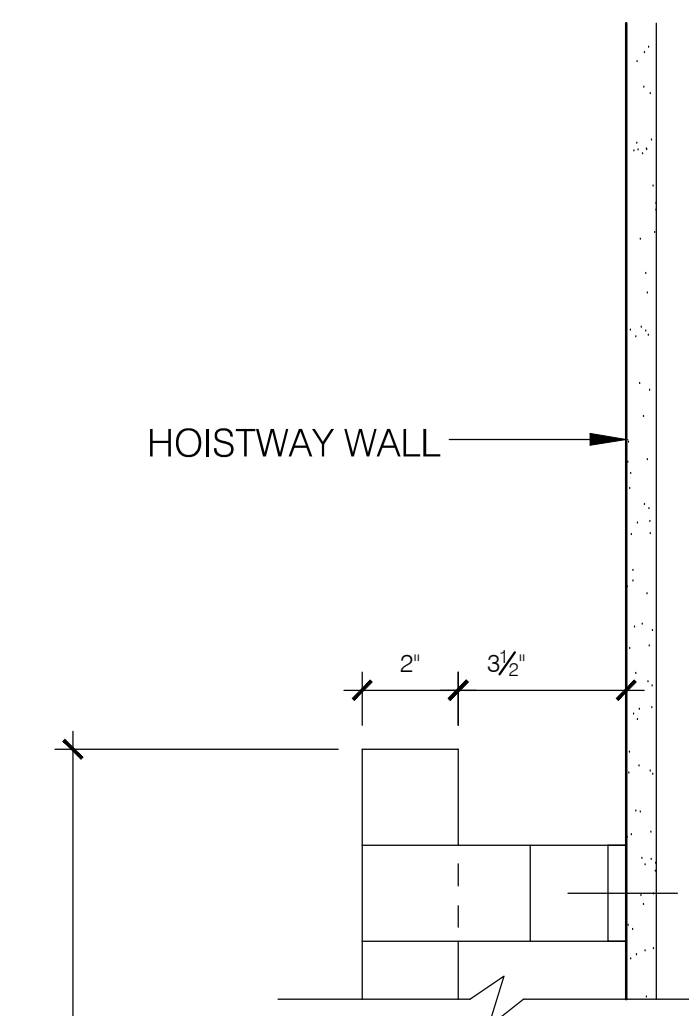
**1 ELEVATOR HEAD DETAIL**  
A6.23 SCALE: 3" = 1'-0"



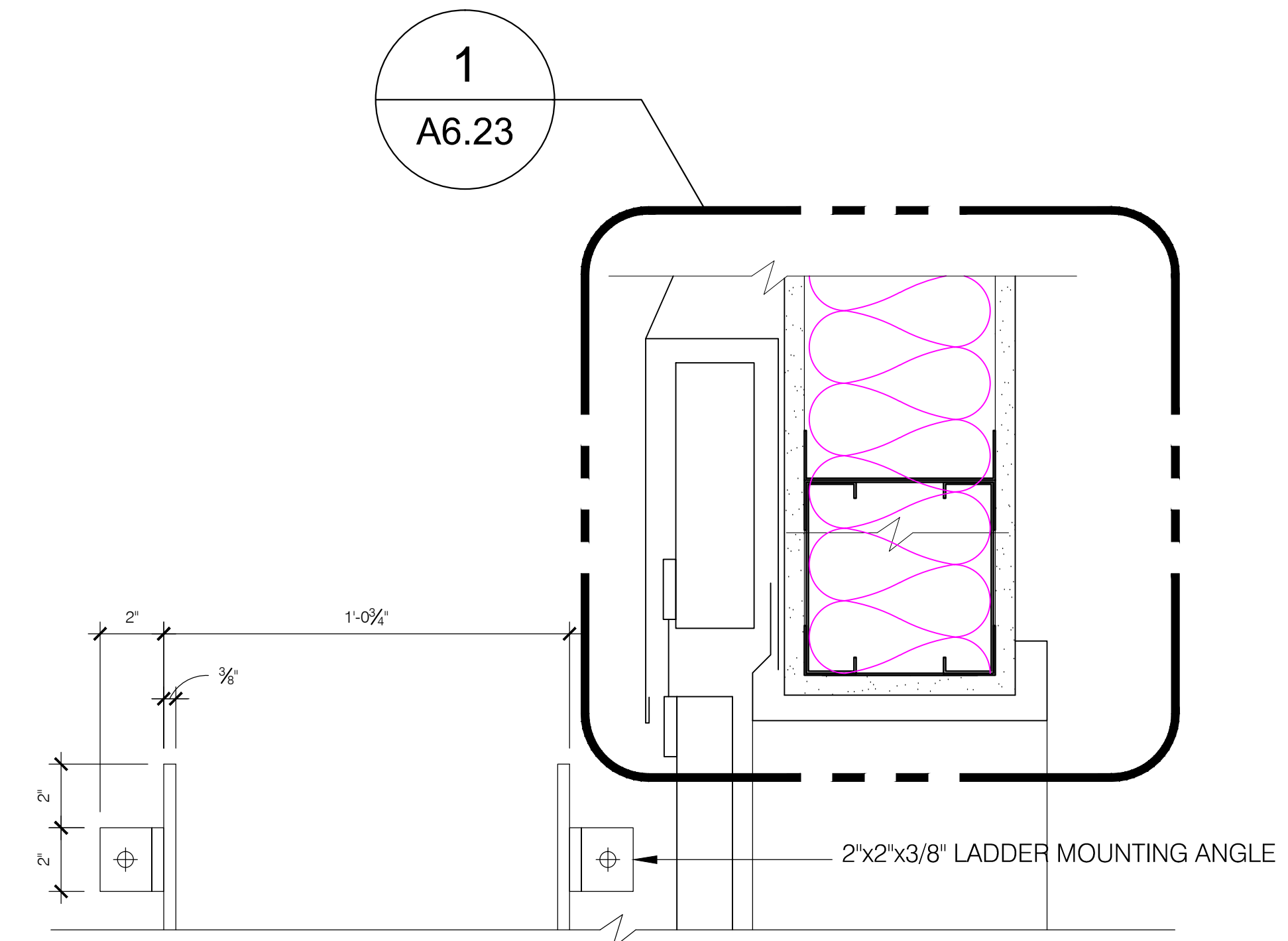
**2 ELEVATOR JAMB DETAIL**  
A6.23 SCALE: 3" = 1'-0"



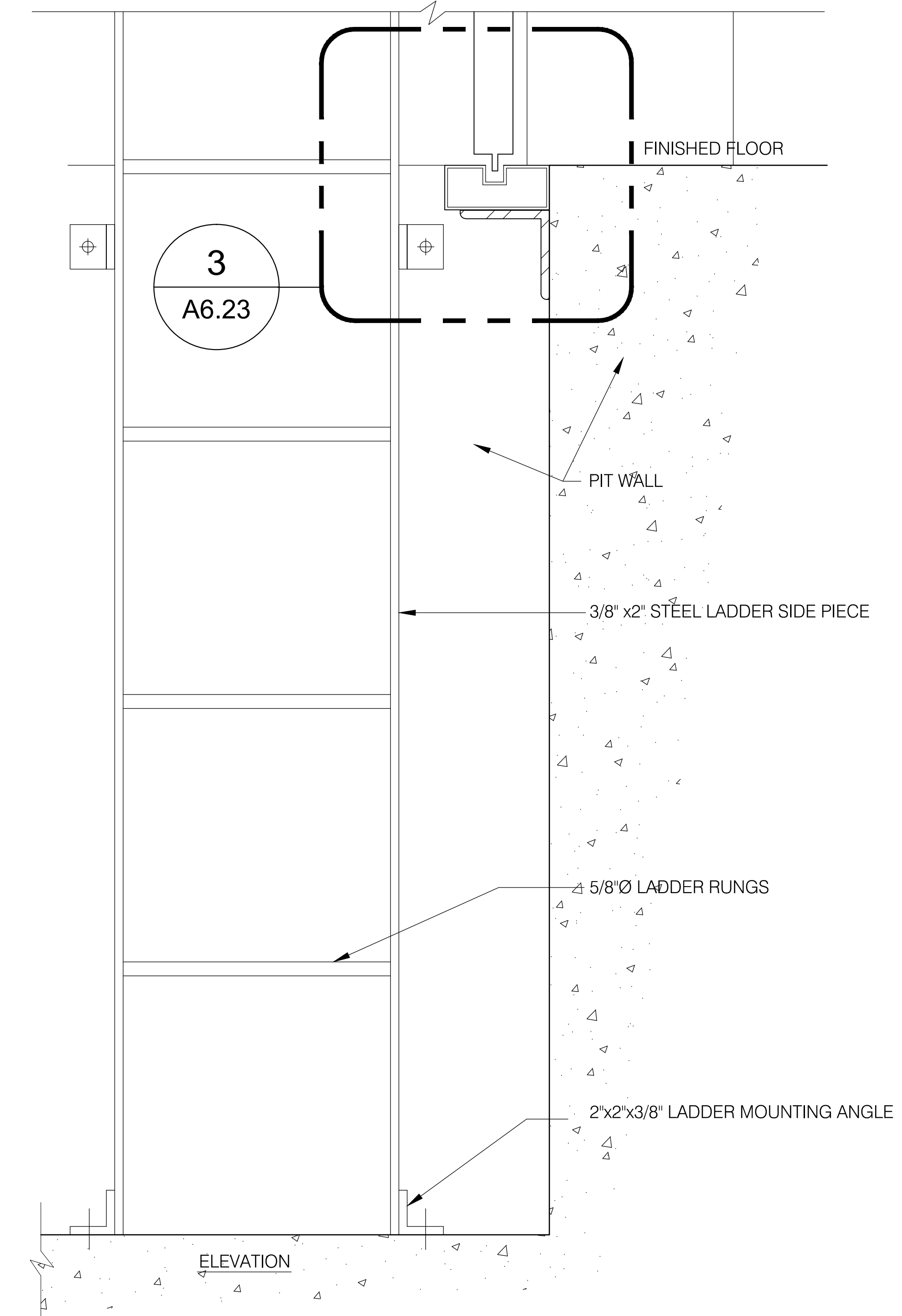
**3 ELEVATOR SILL DETAIL**  
A6.23 SCALE: 3" = 1'-0"



**4 ELEVATOR PIT LADDER DETAIL**  
A6.23 SCALE: 3" = 1'-0"



**5 ELEVATOR PIT LADDER DETAIL**  
A6.23 SCALE: 3" = 1'-0"



NOT FOR CONSTRUCTION


NOT FOR CONSTRUCTION  
GOODWYN MILLS | CAWOOD

2660 EastChase Lane, Suite 200 | Montgomery, AL 36117  
Tel 334.271.3200 | GMCNETWORK.COM

ISSUE DATE	ISSUE DESCRIPTION	DRAWN BY	CHECKED BY
05/27/2016	50% CONSTRUCTION SET		
06/27/2016	95% GENERAL WORKS		

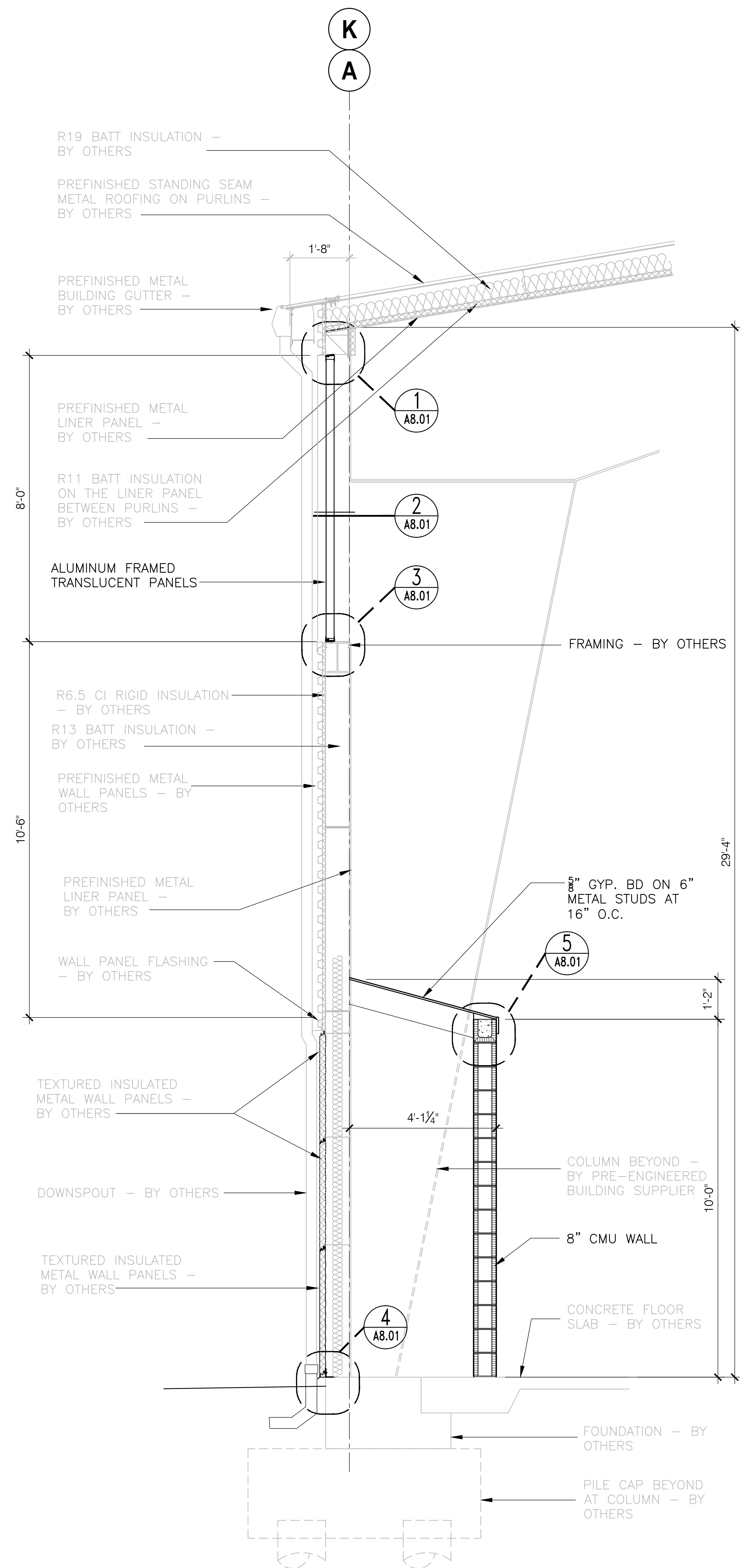
FOLEY EVENT CENTER  
GENERAL WORKS PACKAGE  
Foley, Alabama

AMGM150099

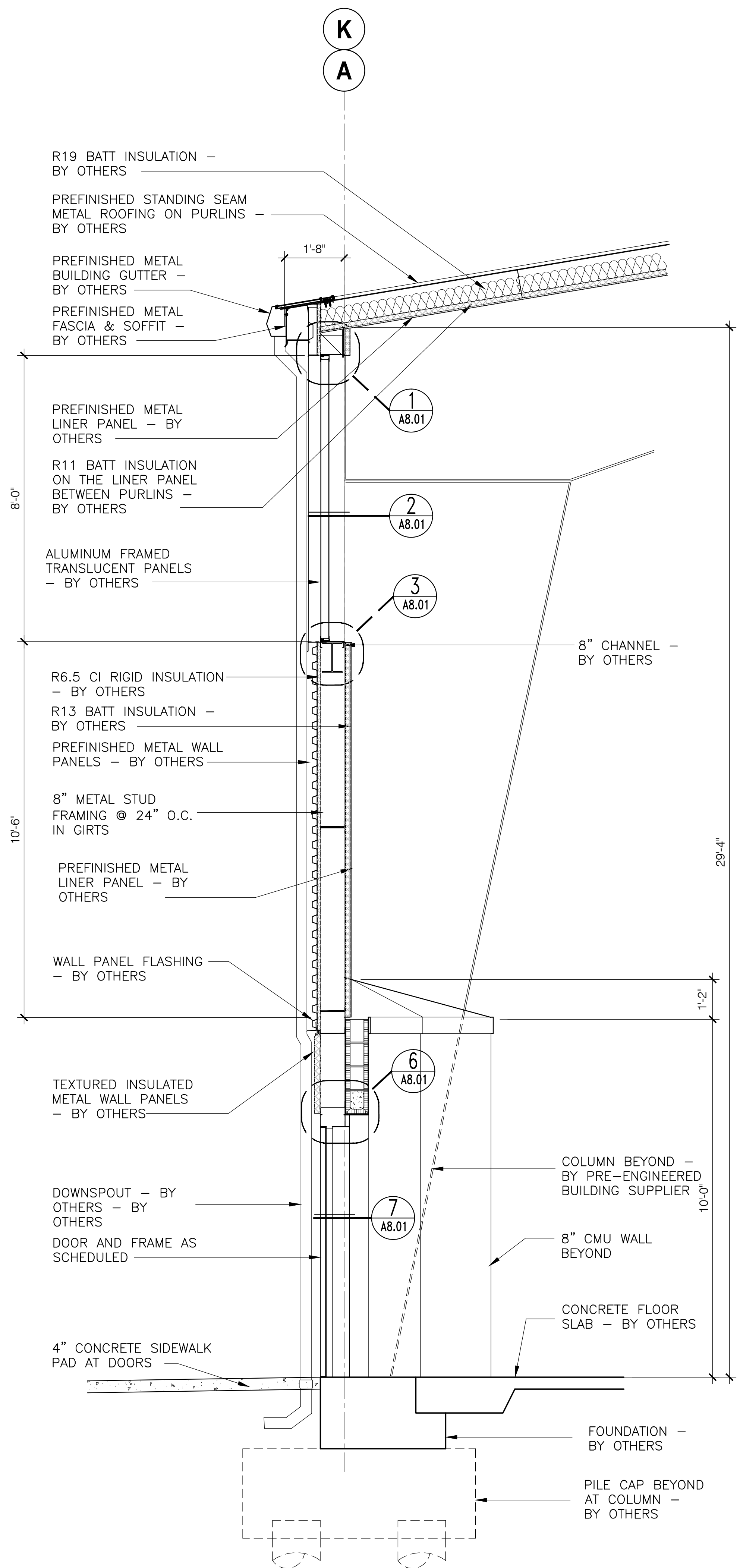


ELEVATOR DETAILS

A6.23  
SHEET

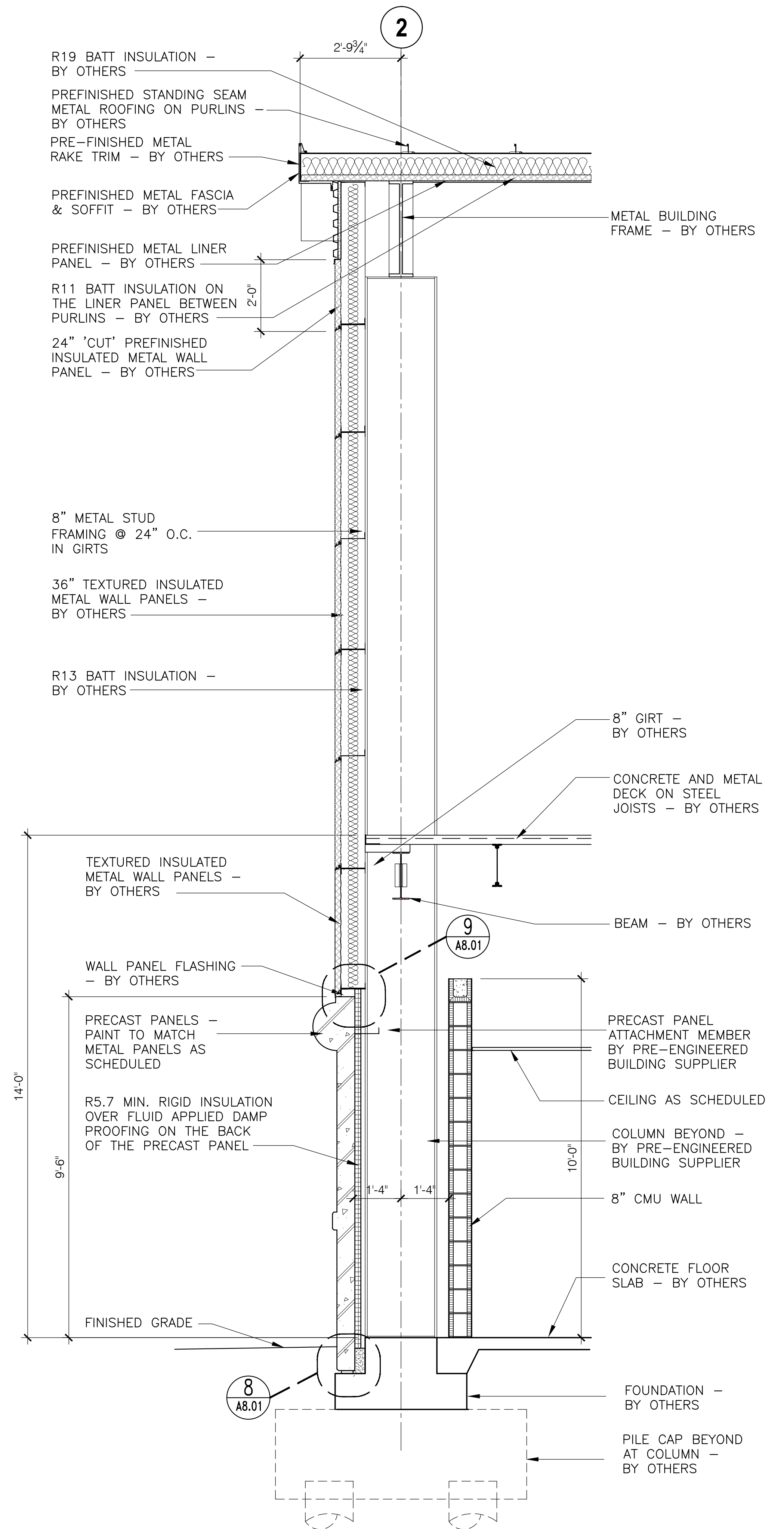


**A WALL SECTION**  
SCALE: 1/2" = 1'-0"



**B WALL SECTION**  
SCALE: 1/2" = 1'-0"

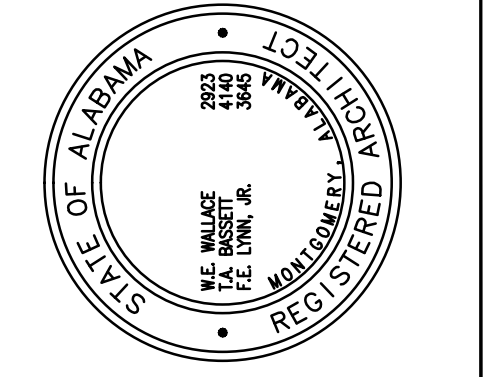
**NOT FOR CONSTRUCTION**

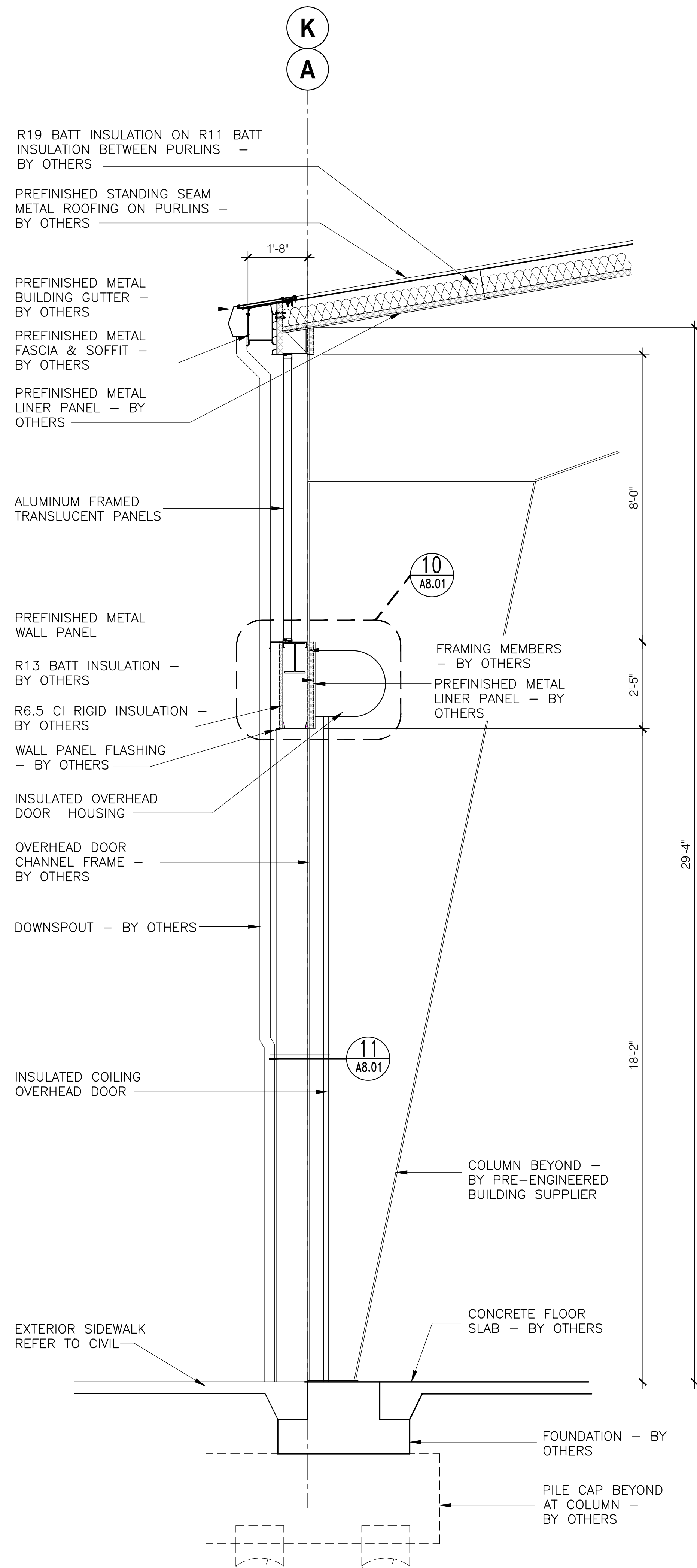


**C WALL SECTION**  
SCALE: 1/2" = 1'-0"

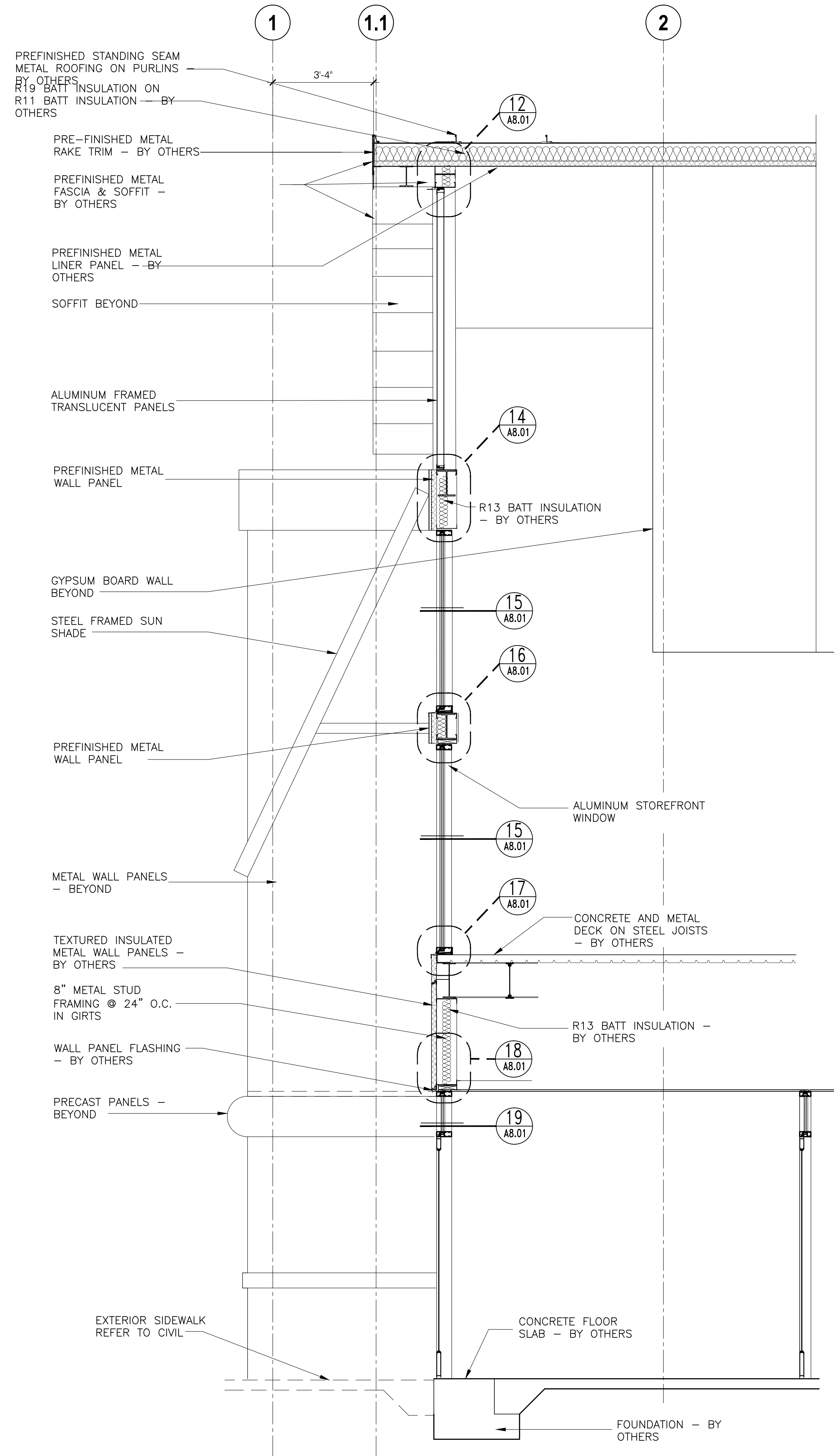
ISSUE DATE	DESCRIPTION
05/27/2016	50% CONSTR SET
06/27/2016	95% GEN WORKS
	drawn by
	checked by

**FOLEY EVENT CENTER**  
GENERAL WORKS PACKAGE  
Foley, Alabama  
AMGM150099



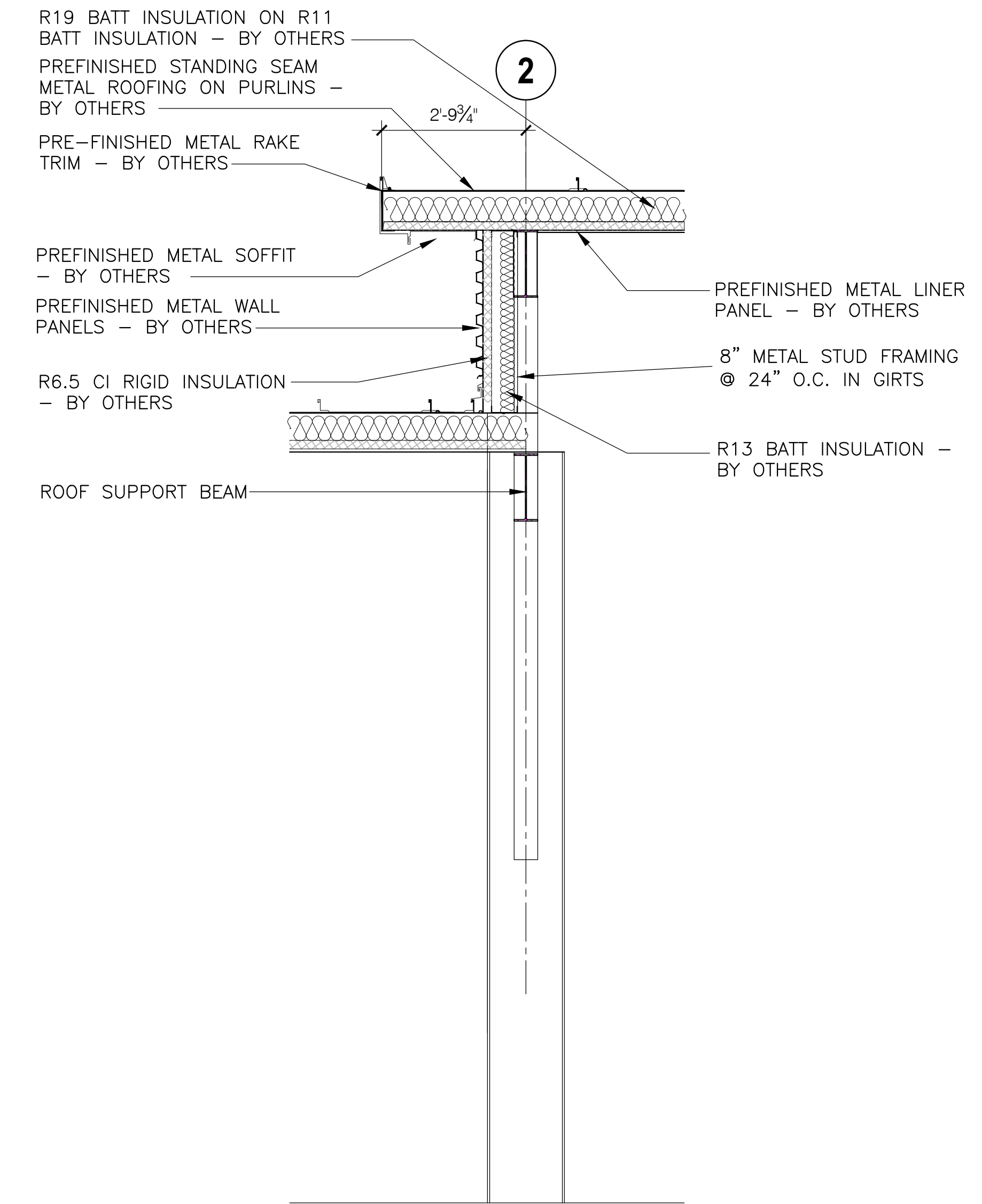


**A WALL SECTION**  
SCALE: 1/2" = 1'-0"



**B WALL SECTION**  
SCALE: 1/2" = 1'-0"

NOT FOR CONSTRUCTION



**C WALL SECTION**  
SCALE: 1/2" = 1'-0"

NOT FOR CONSTRUCTION

GOODWYN MILLS CAWOOD

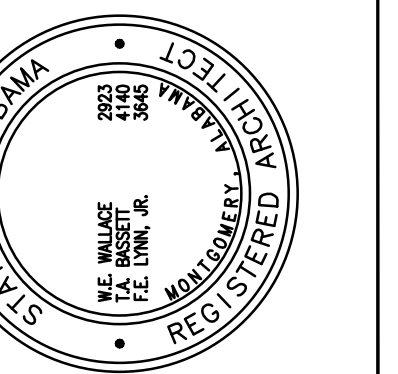
2660 East Chase Lane, Suite 200 | Montgomery, AL 36117  
Tel 334.271.3200 | GMCNETWORK.COM

ISSUE DATE

50% CONSTR. SET	05/27/2016
95% GEN. WORKS	06/27/2016
drawn by	
checked by	

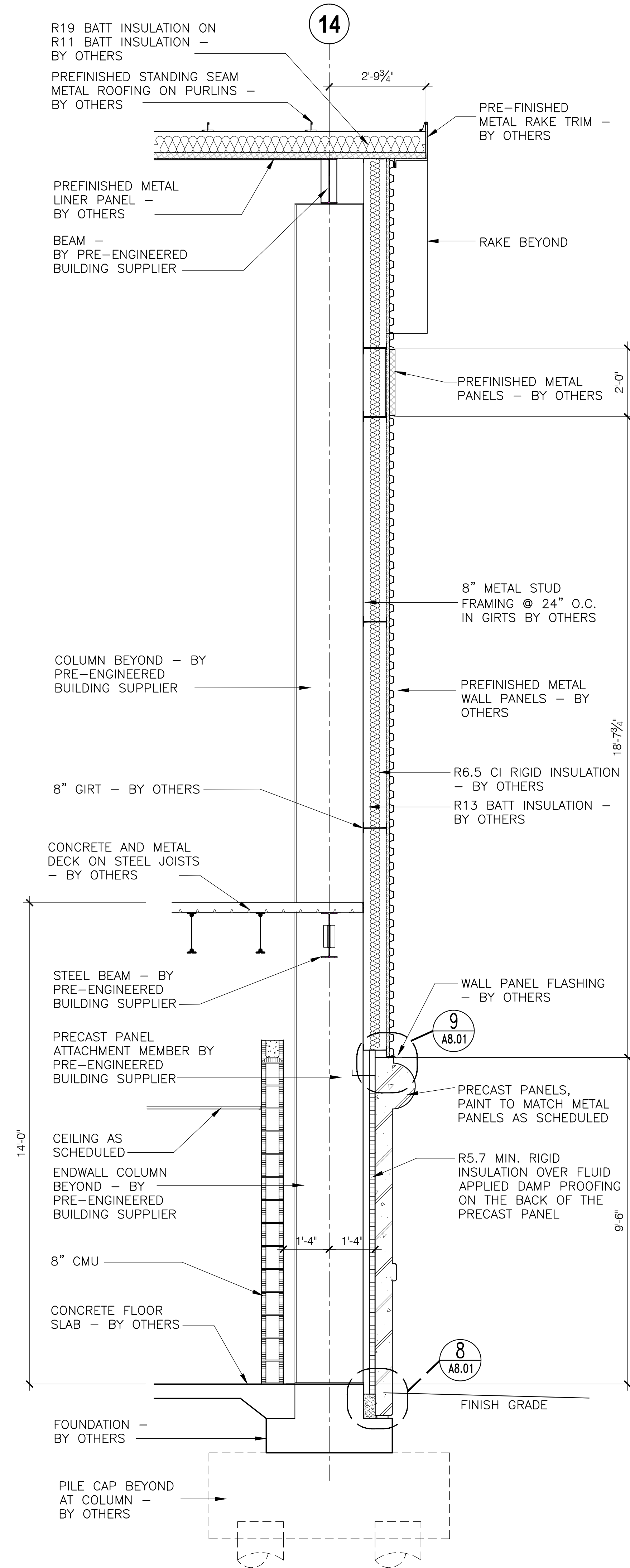
FOLEY EVENT CENTER  
GENERAL WORKS PACKAGE  
Foley, Alabama

AMGM150099

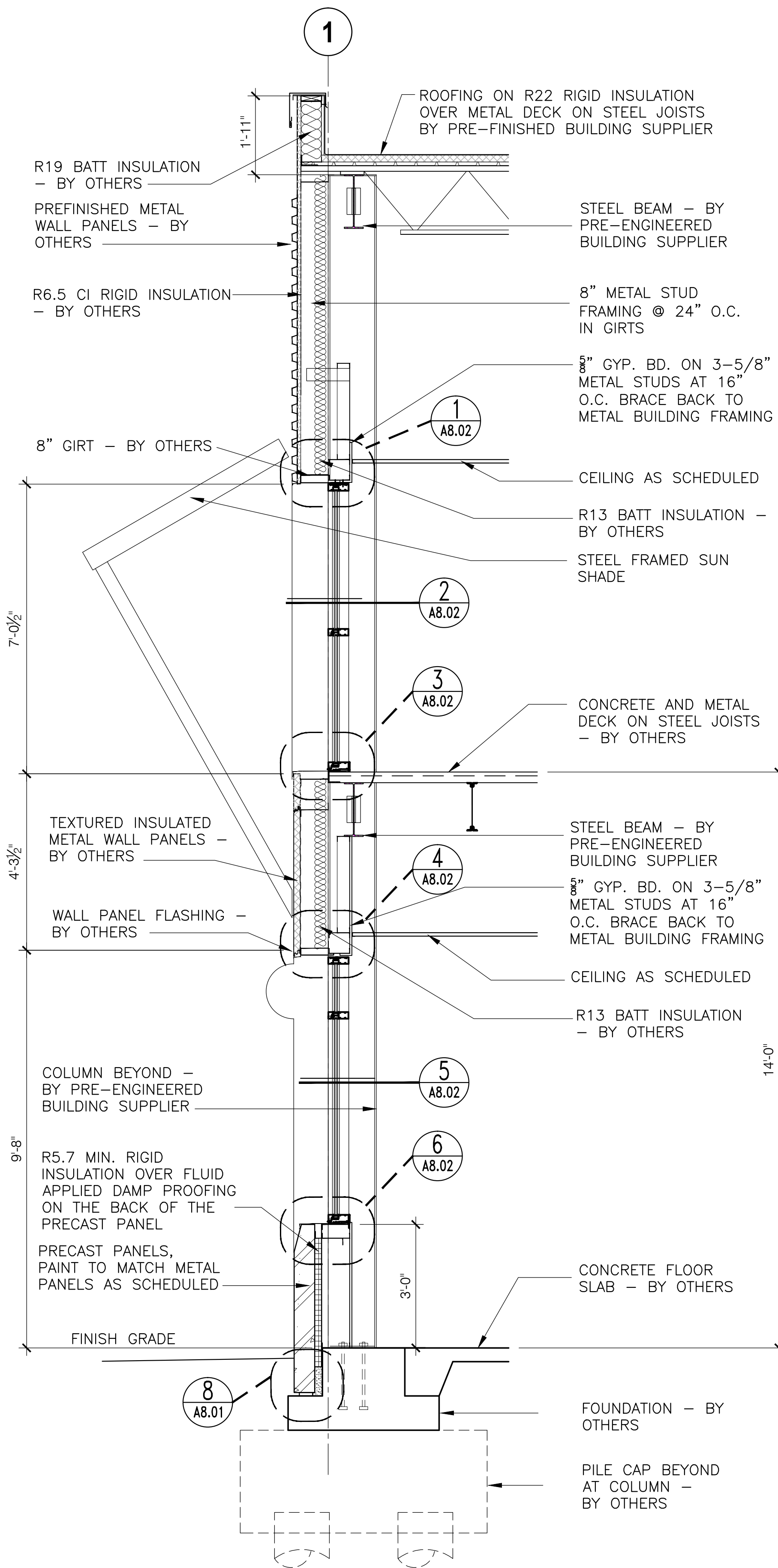


WALL SECTIONS

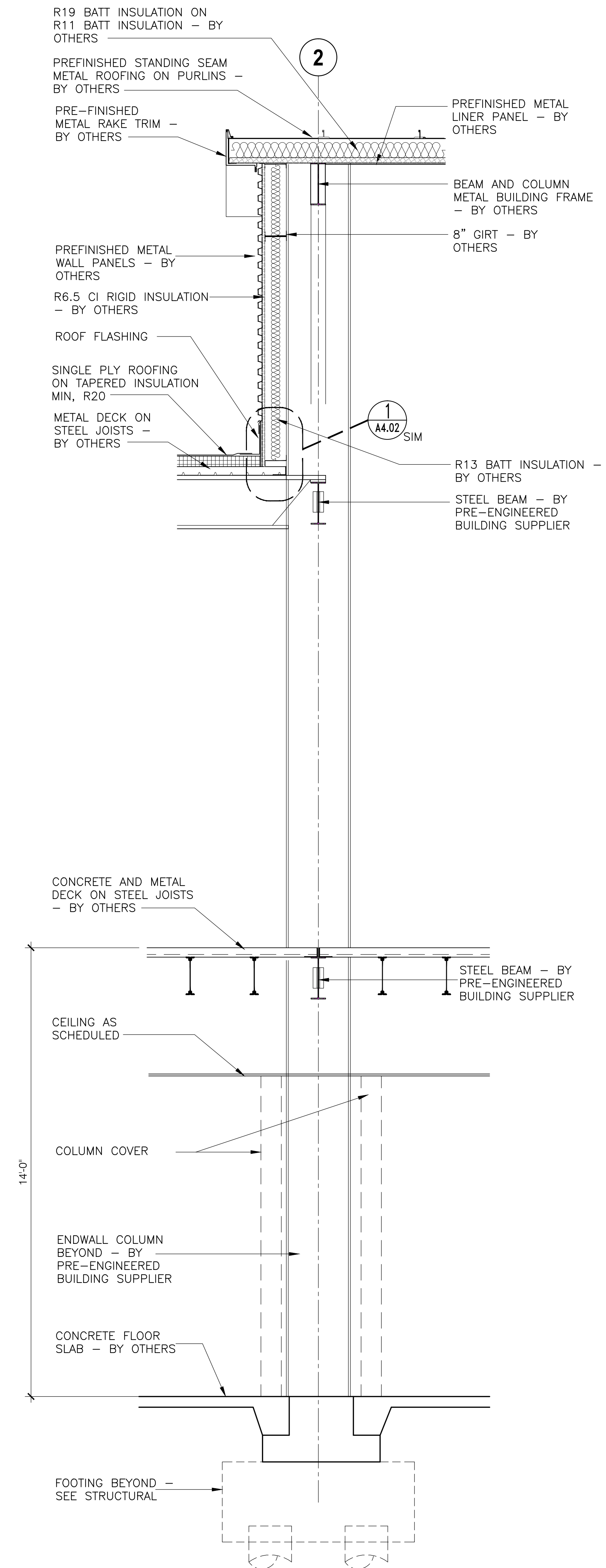
A7.02  
Sheet of 000



**A WALL SECTION**  
SCALE: 1/2" = 1'-0"



**B WALL SECTION**  
SCALE: 1/2" = 1'-0"



**C WALL SECTION**  
SCALE: 1/2" = 1'-0"

**NOT FOR CONSTRUCTION**

GOODWYN MILLS | CAWOOD

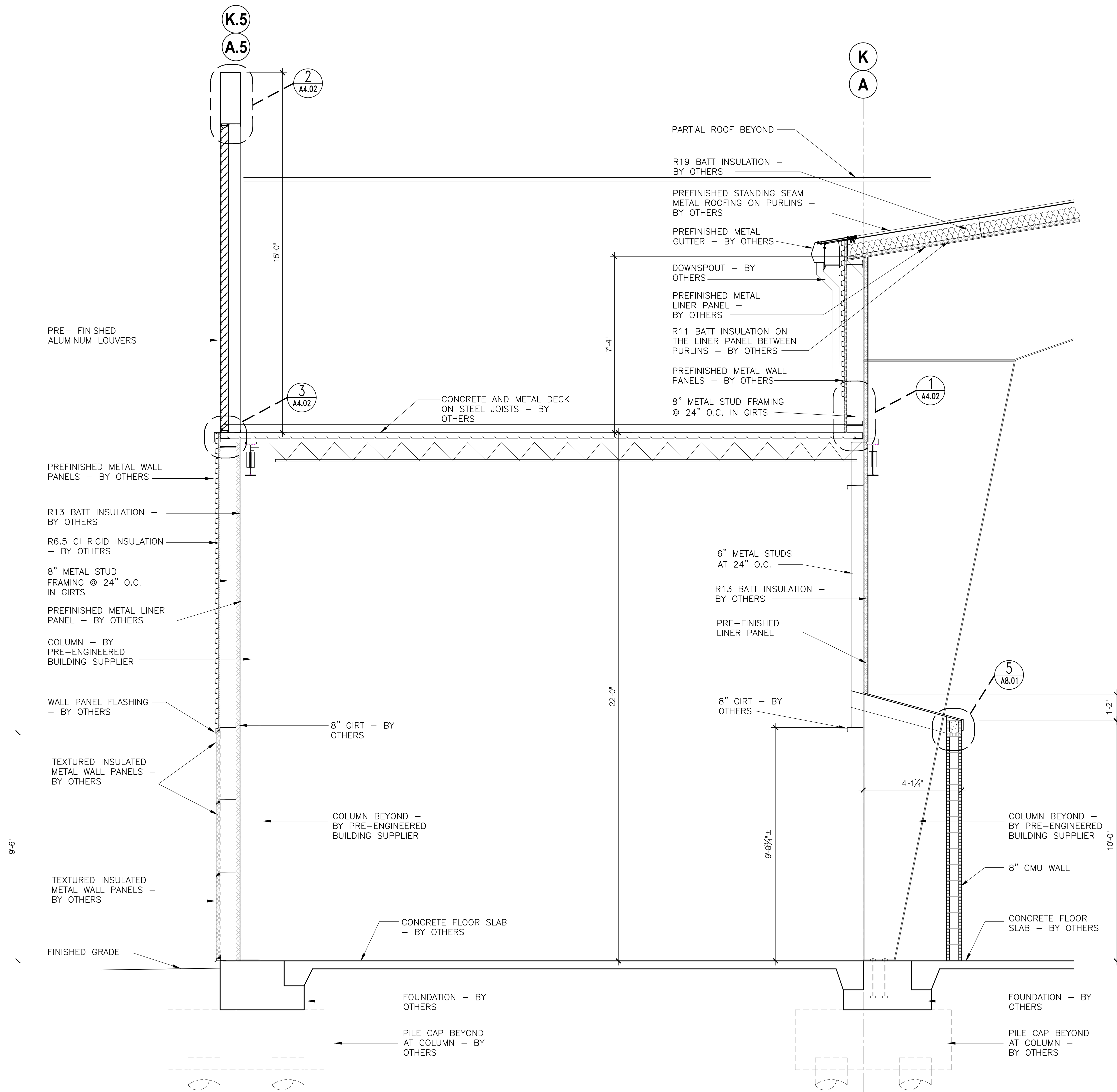
2660 EastChase Lane, Suite 200 | Montgomery, AL 36117  
Tel 334.271.3200 | GMCNETWORK.COM

ISSUE DATE	DESCRIPTION	DRAWN BY	CHECKED BY
05/27/2016	50% CONSTR. SET		
06/30/2016	95% GEN. WORKS		

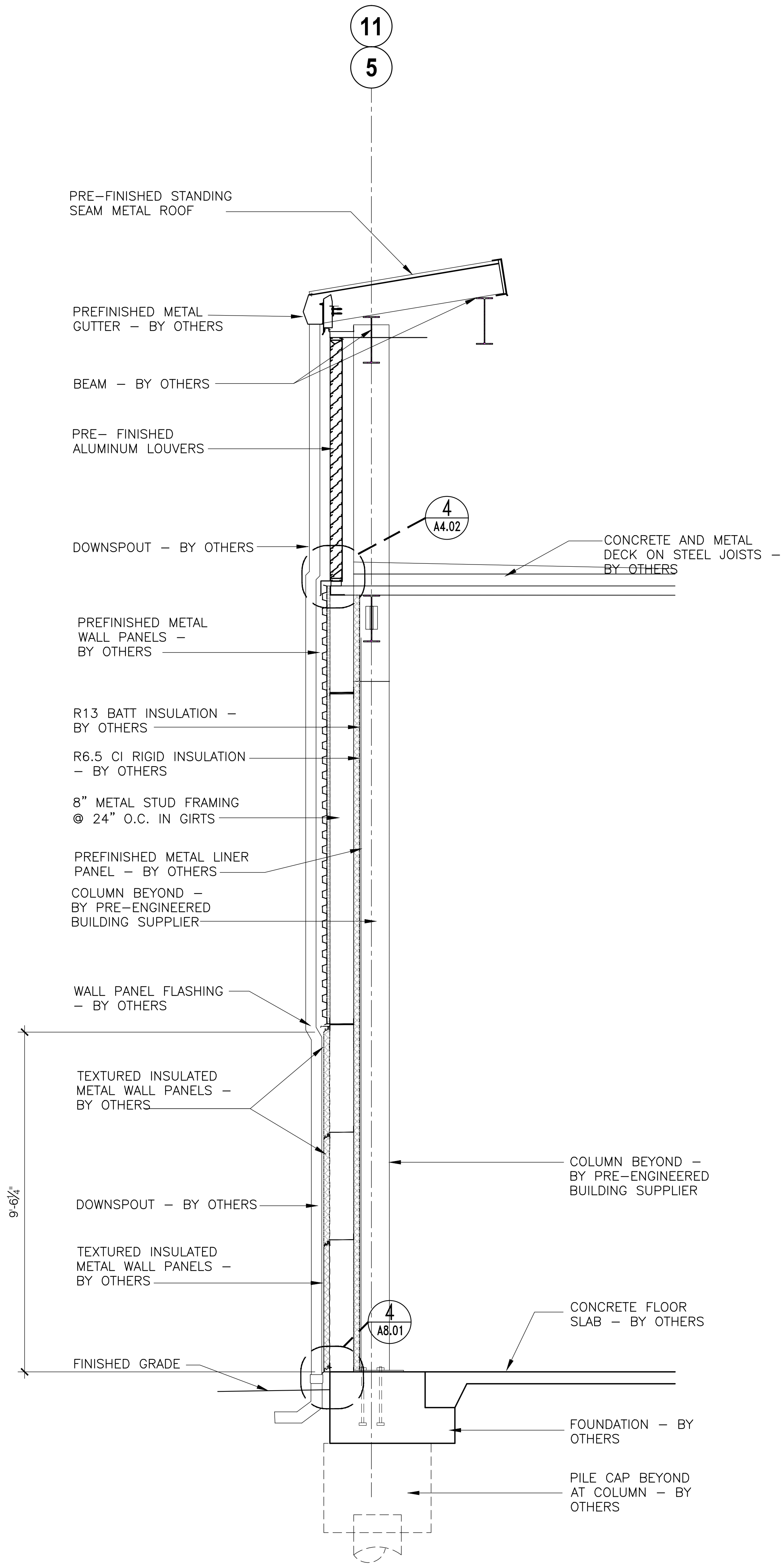
**FOLEY EVENT CENTER**  
GENERAL WORKS PACKAGE  
Foley, Alabama  
AMGM150099

**WALL SECTIONS**

**A7.03**  
Sheet of 000



**Wall Section @ HVAC MEZZANINE**  
 SCALE: 1/2" = 1'-0"




**Wall Section @ HVAC MEZZANINE**  
 SCALE: 1/2" = 1'-0"

NOT FOR CONSTRUCTION

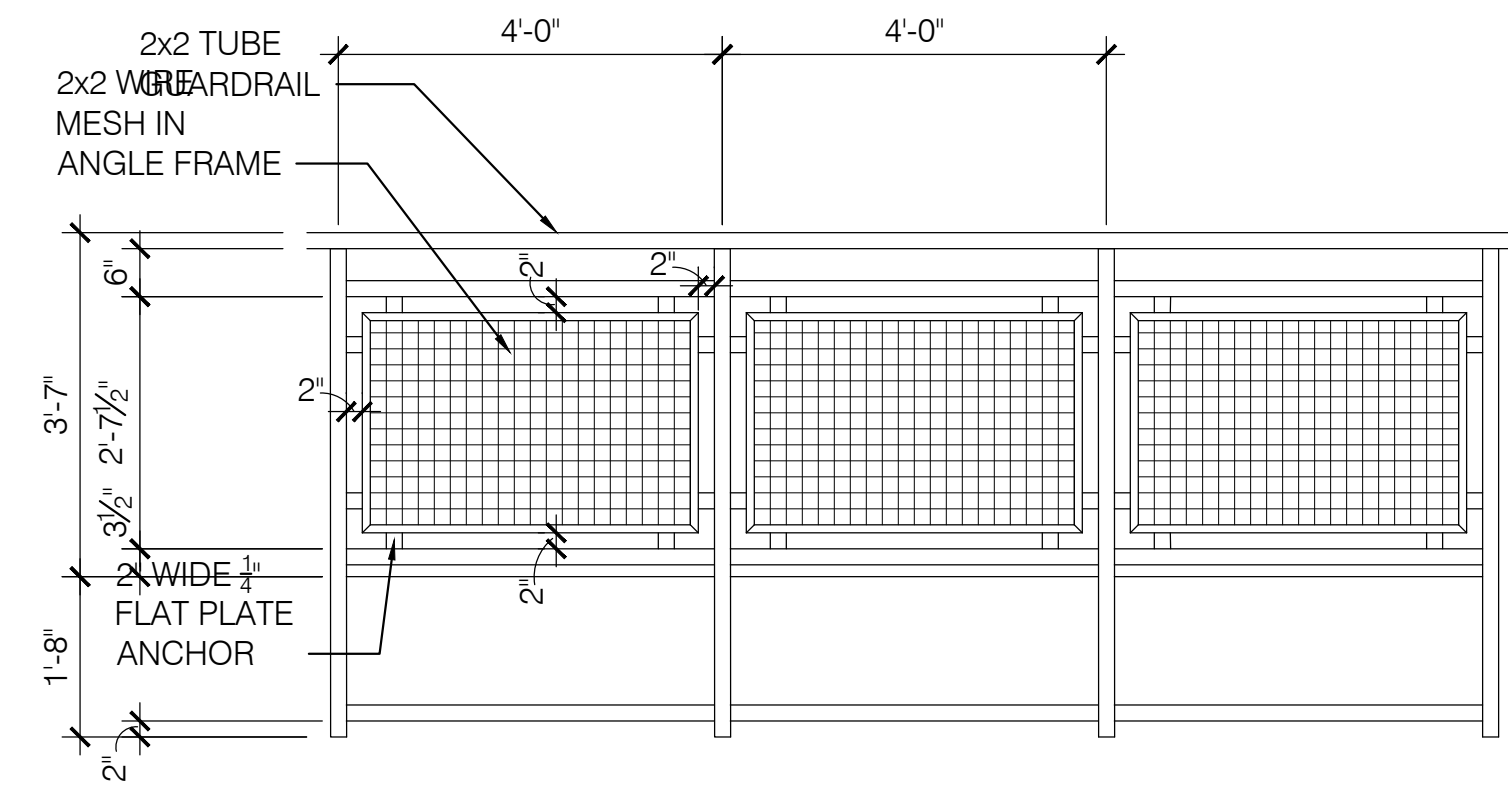
**NOT FOR CONSTRUCTION**  
 GOODWYN MILLS CAWOOD  
 2660 EastChase Lane, Suite 200 | Montgomery, AL 36117  
 Tel 334.271.3200 | GMCNETWORK.COM

ISSUE DATE	ISSUE DESCRIPTION	DRAWN BY	CHECKED BY
05/27/2016	50% CONSTR. SET		
06/27/2016	95% GEN. WORKS		

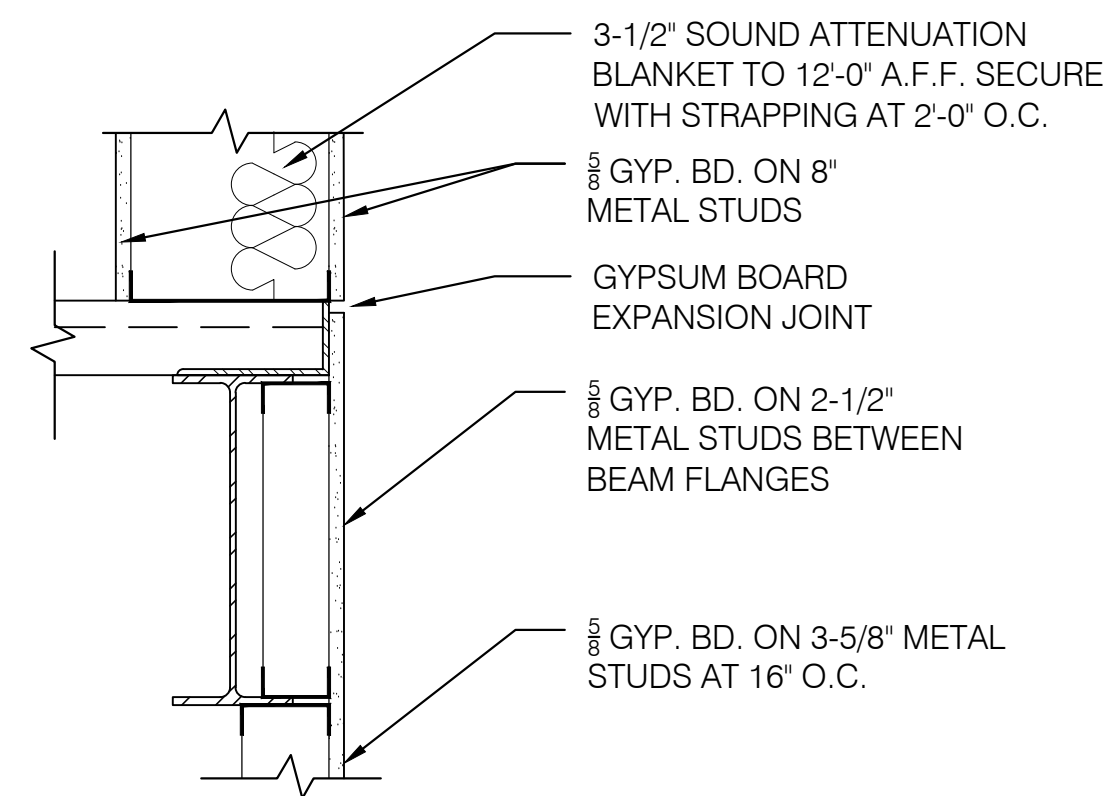
**FOLEY EVENT CENTER**  
 GENERAL WORKS PACKAGE  
 Foley, Alabama  
 AMGM150099



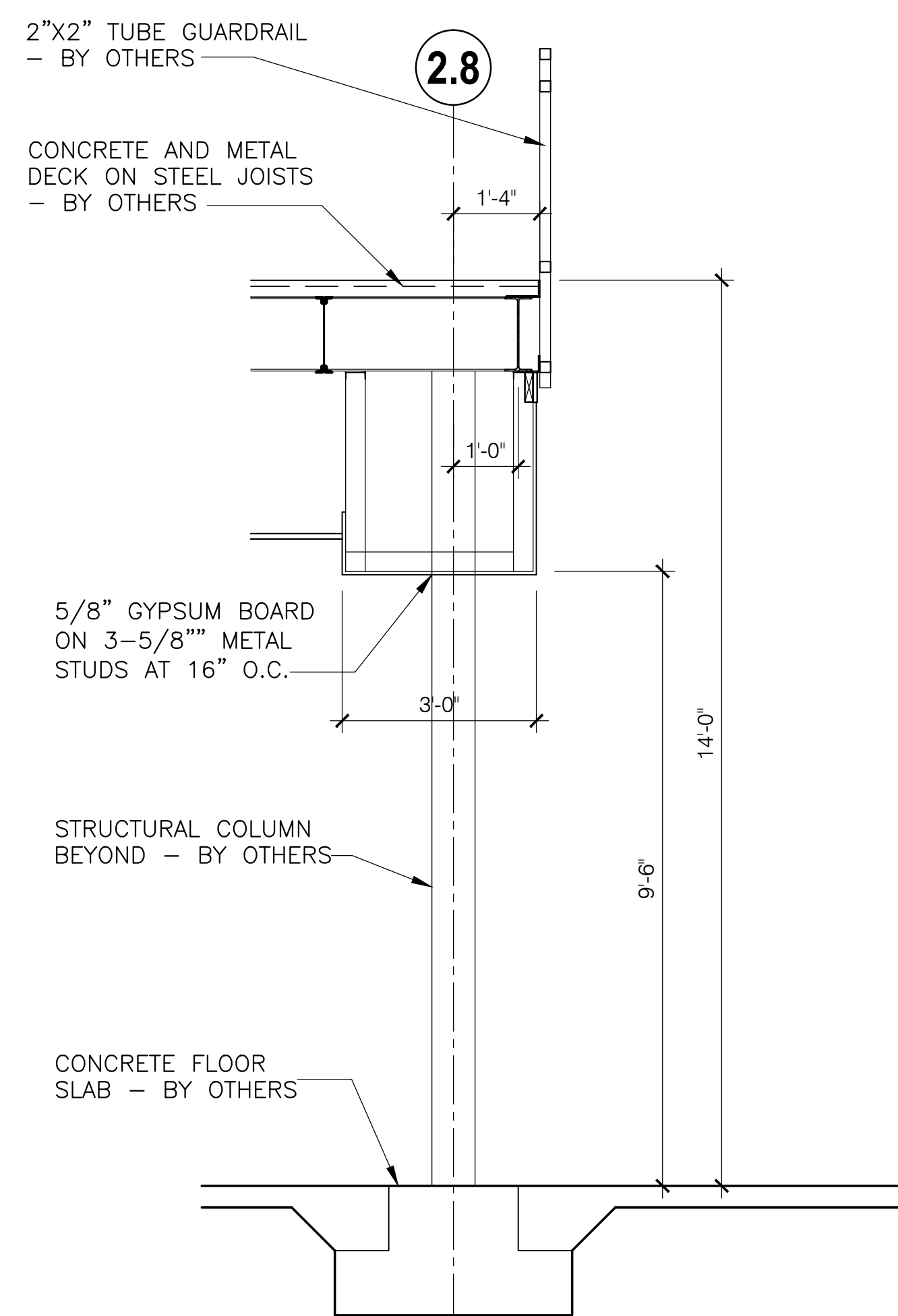
**WALL SECTIONS**  
**A7.04**  
 sheet of 000



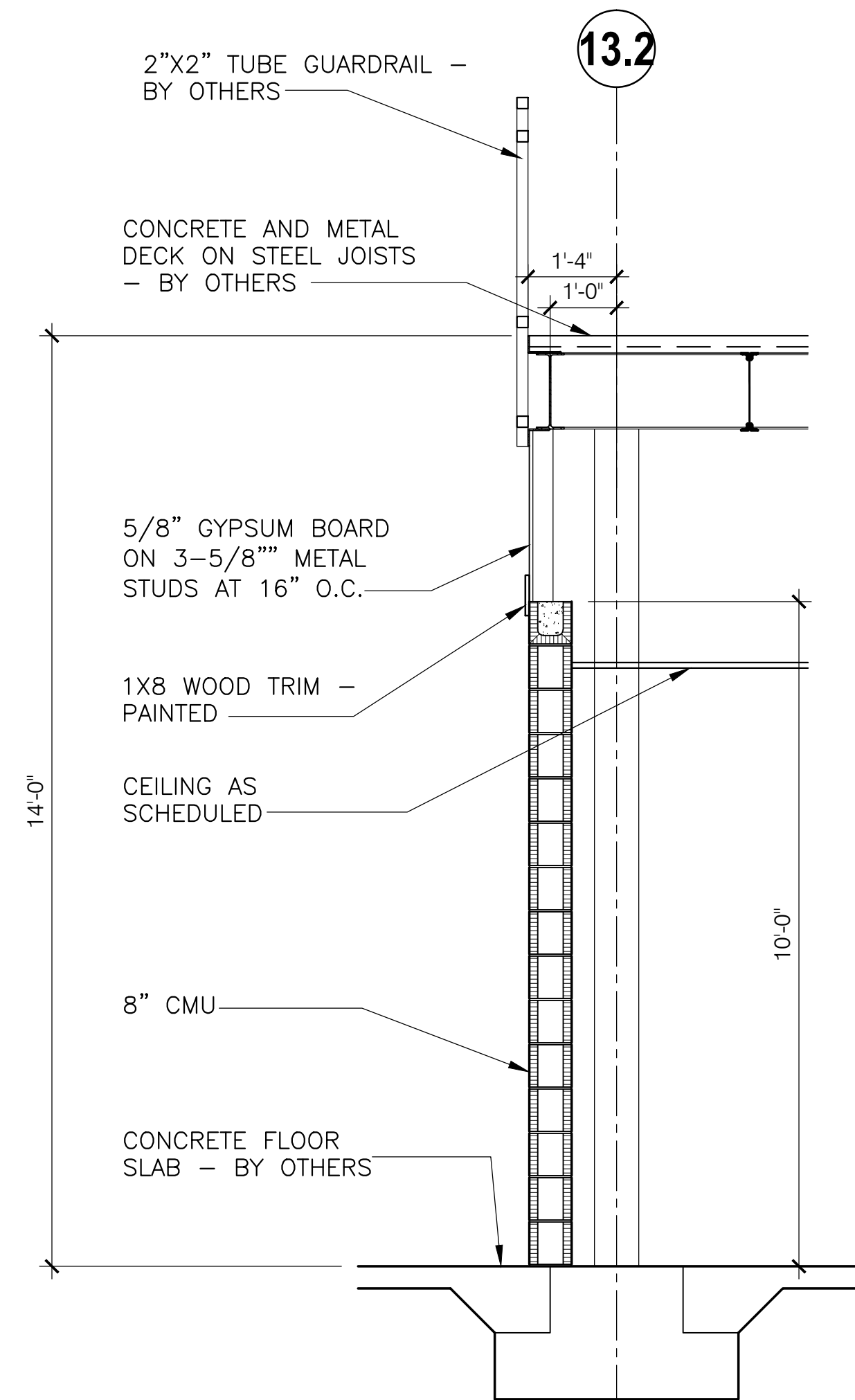
**1 TYPICAL GUARDRAIL ELEVATION AT MEZZANINE**  
 SCALE: 1/2" = 1'-0" BY OTHERS



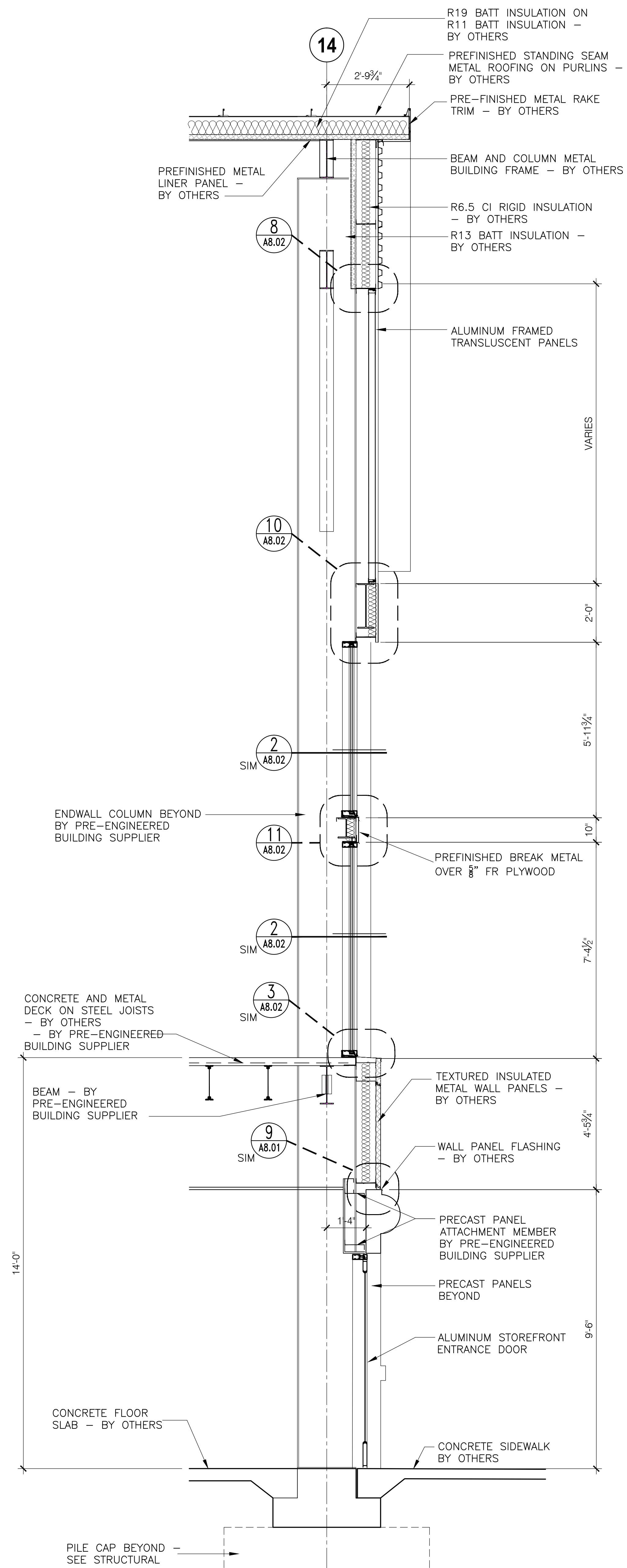
**2 DETAIL**  
 SCALE: 1-1/2" = 1'-0"



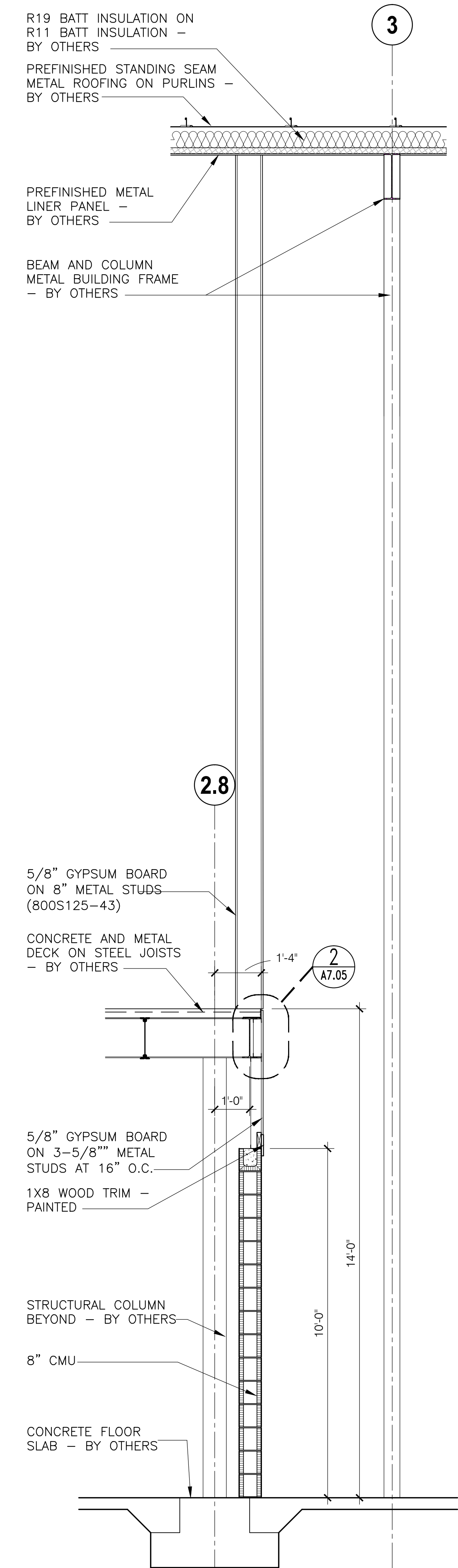
**A Wall Section**  
 SCALE: 1/2" = 1'-0"



**B Wall Section**  
 SCALE: 1/2" = 1'-0"




**C Wall Section**  
 SCALE: 1/2" = 1'-0"

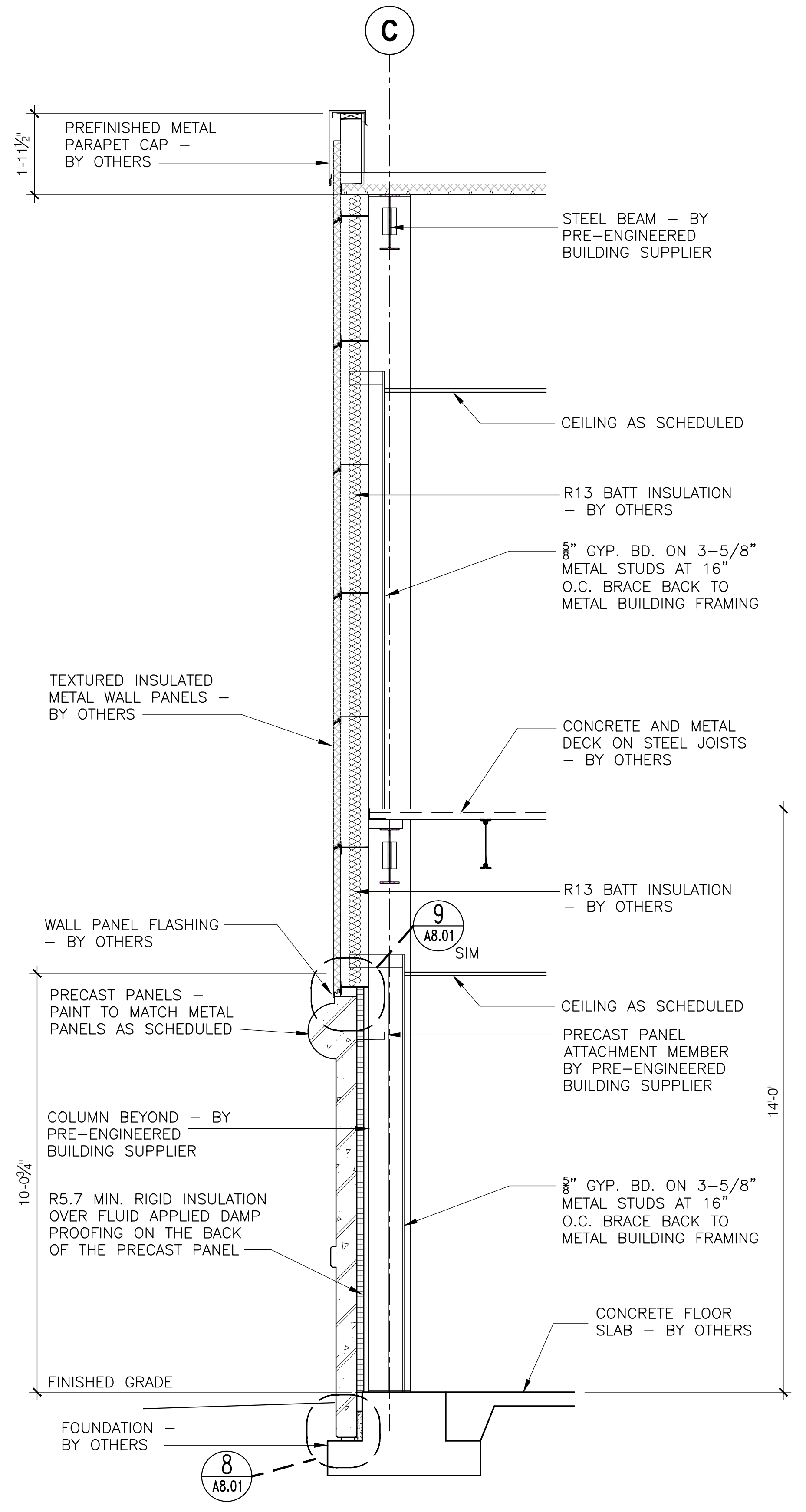


**D Wall Section**  
 SCALE: 1/2" = 1'-0"

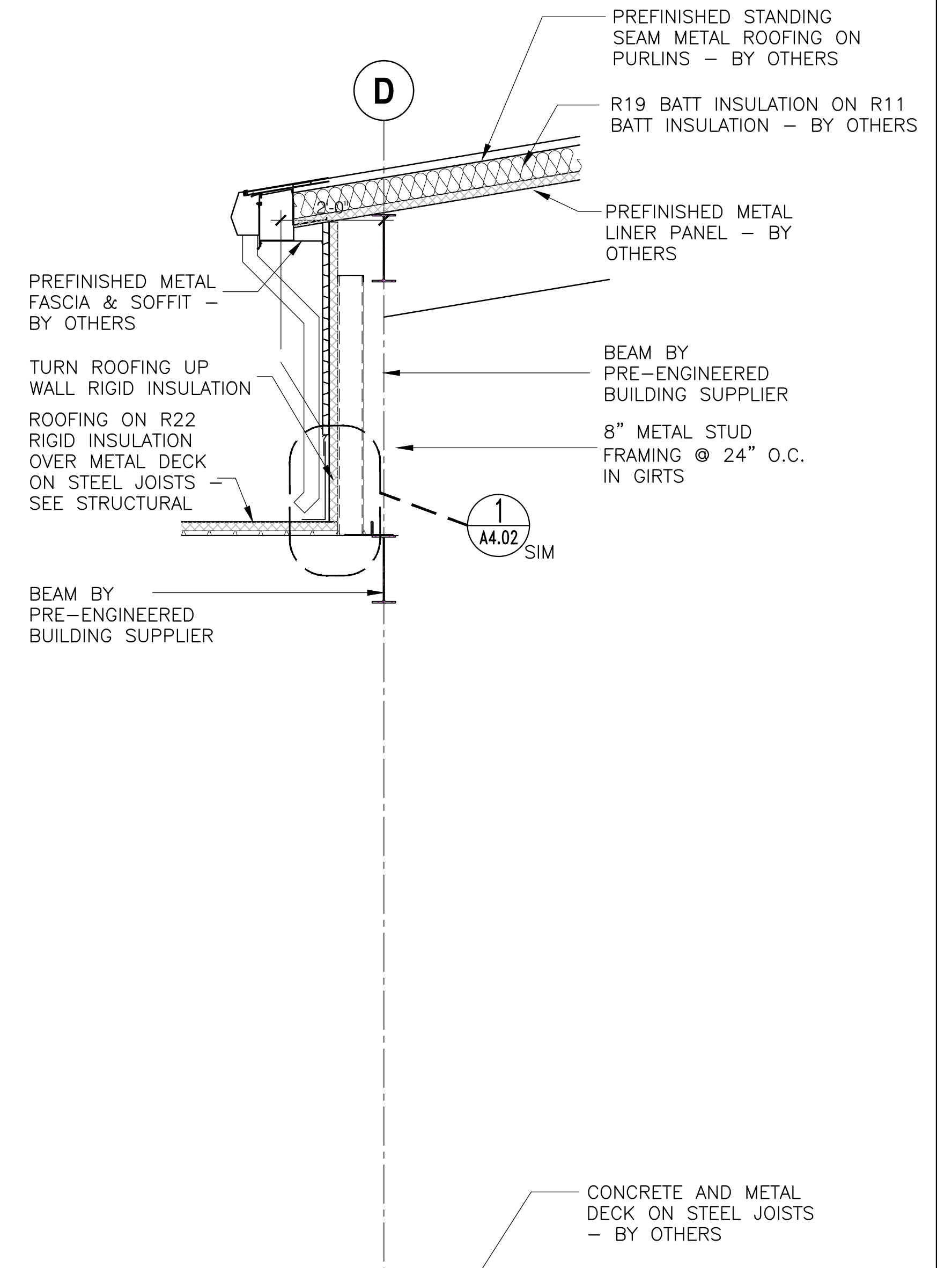
ISSUE DATE	ISSUE DESCRIPTION	DRAWN BY	CHECKED BY
05/27/2016	95% CONSTR. SET		
06/27/2016	95% GEN. WORKS		



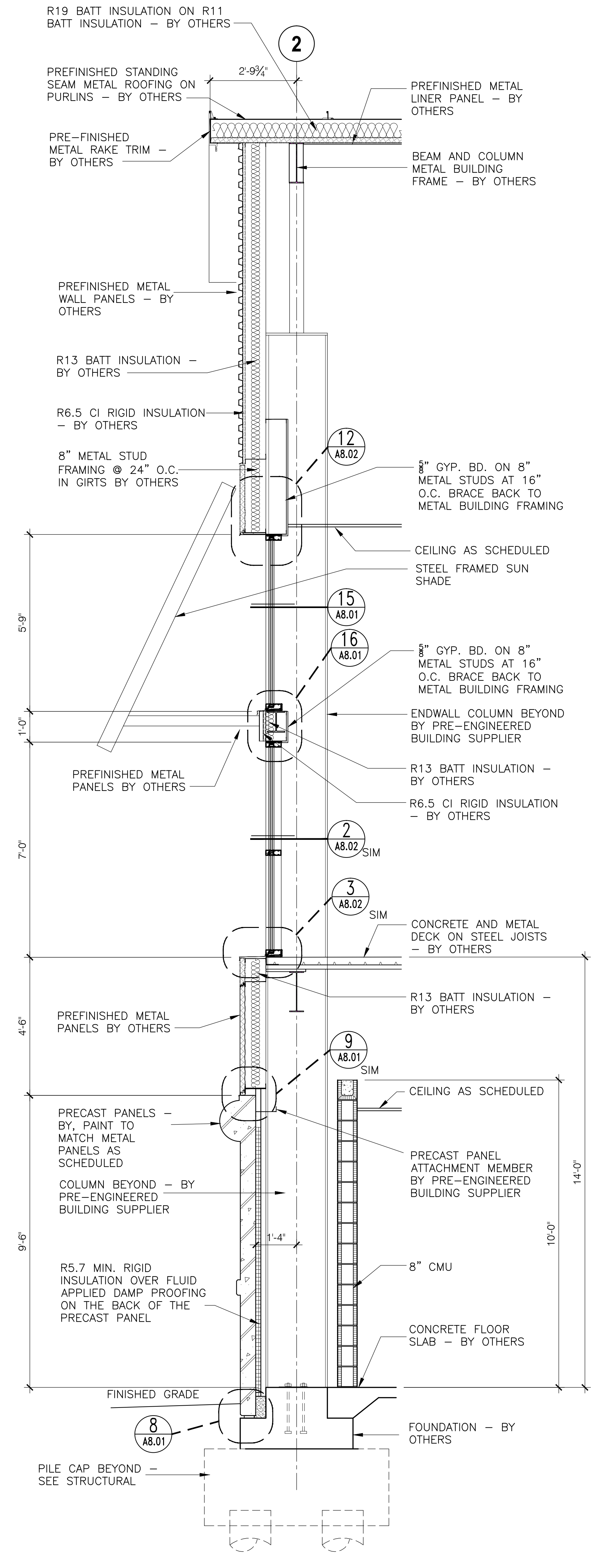
NOT FOR CONSTRUCTION



**A** Wall Section  
SCALE: 1/2" = 1'-0"



**B** Wall Section  
SCALE: 1/2" = 1'-0"



**C** Wall Section  
SCALE: 1/2" = 1'-0"

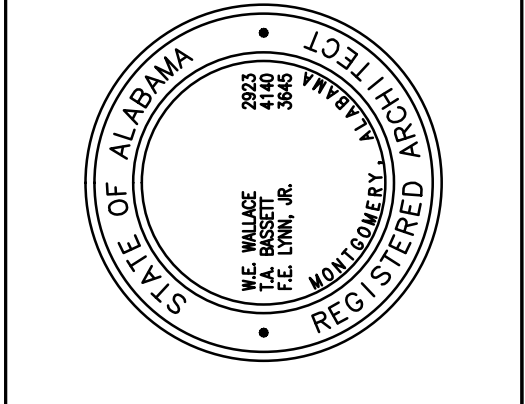
NOT FOR CONSTRUCTION

NOT FOR CONSTRUCTION  
GOODWYN MILLS | CAWOOD  
2660 EastChase Lane, Suite 200 | Montgomery, AL 36117  
Tel 334.271.3200 | GMCNETWORK.COM

ISSUE DATE
50% CONSTR. SET   05/27/2015
95% GEN. WORKS   06/27/2015

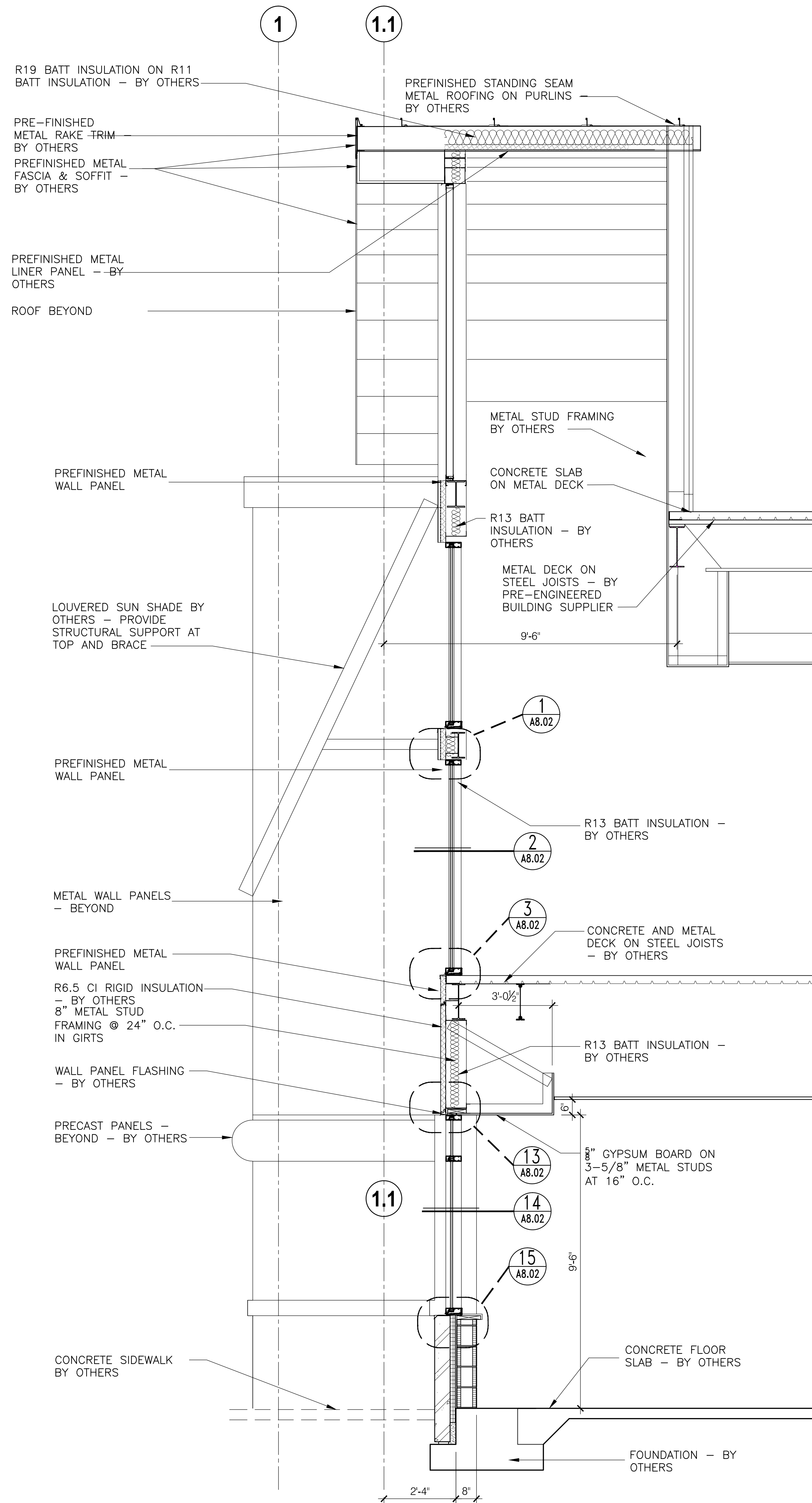
drawn by: \_\_\_\_\_  
checked by: \_\_\_\_\_

FOLEY EVENT CENTER  
GENERAL WORKS PACKAGE  
Foley, Alabama  
AMGM150099

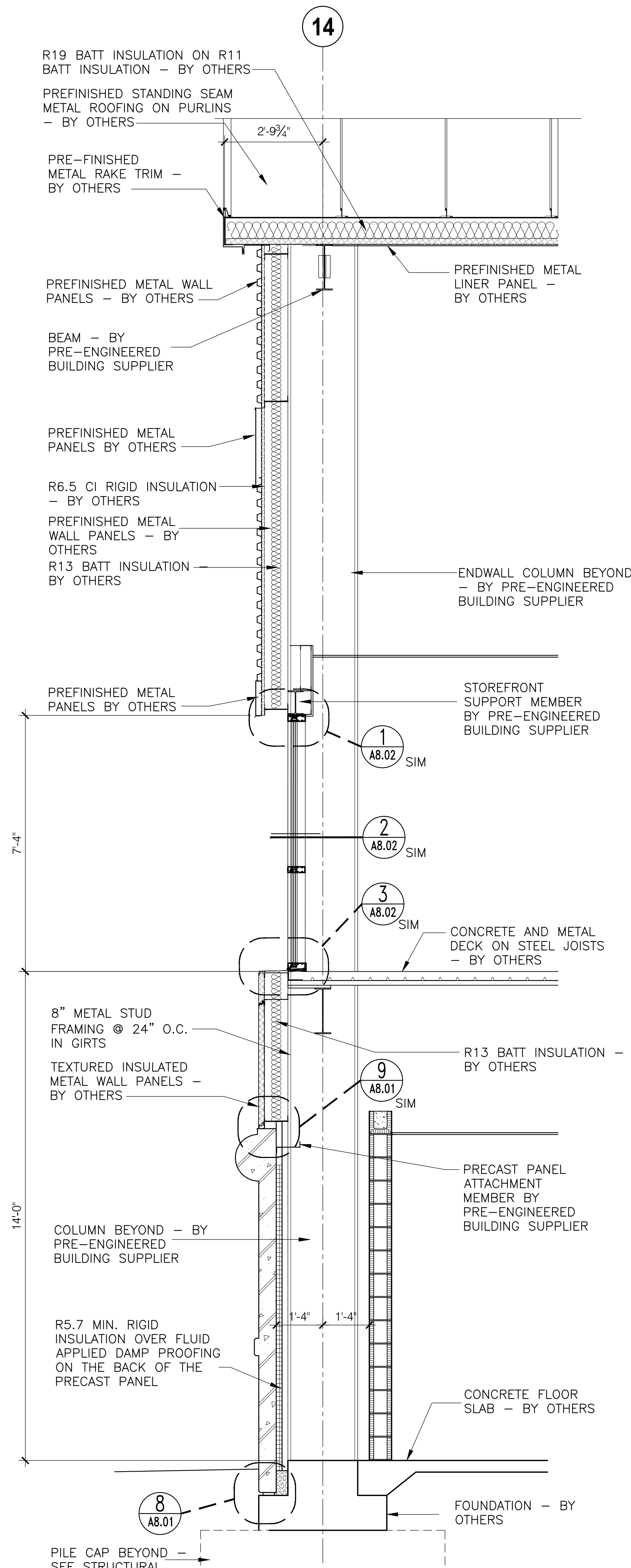


WALL SECTIONS  
A7.06  
Sheet of 000

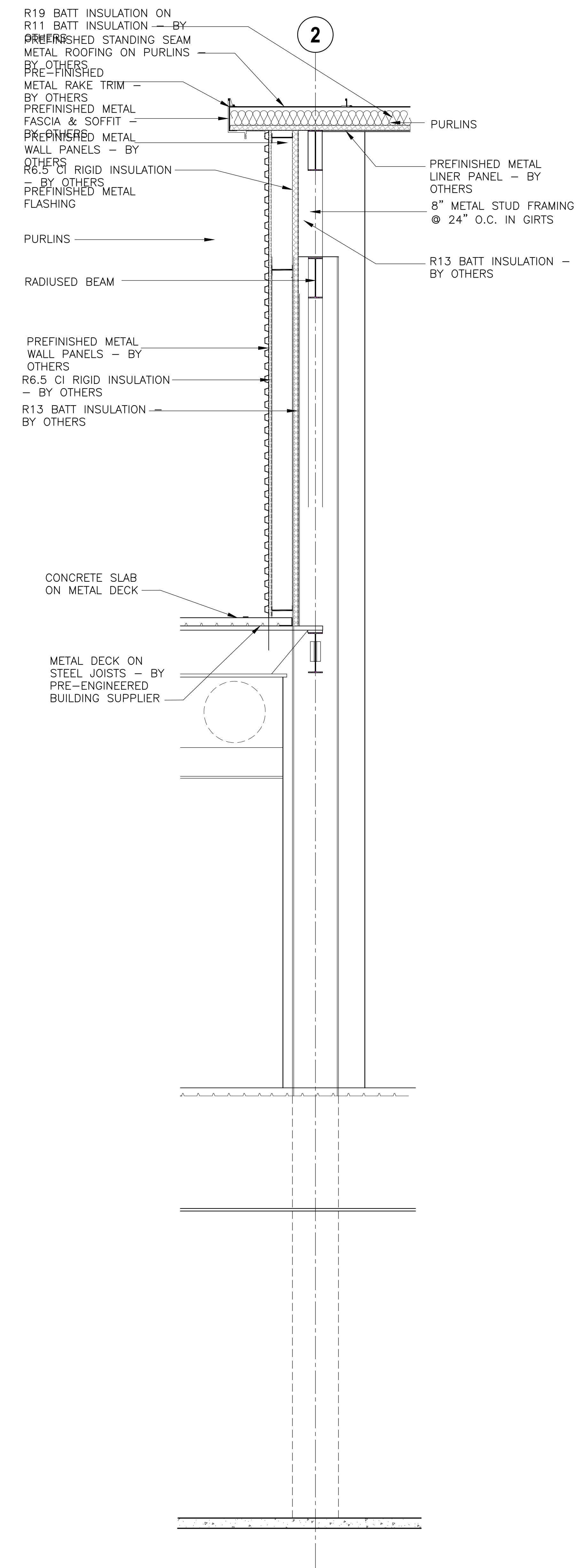




**A WALL SECTION**  
SCALE: 1/2" = 1'-0"




**B WALL SECTION**  
SCALE: 1/2" = 1'-0"

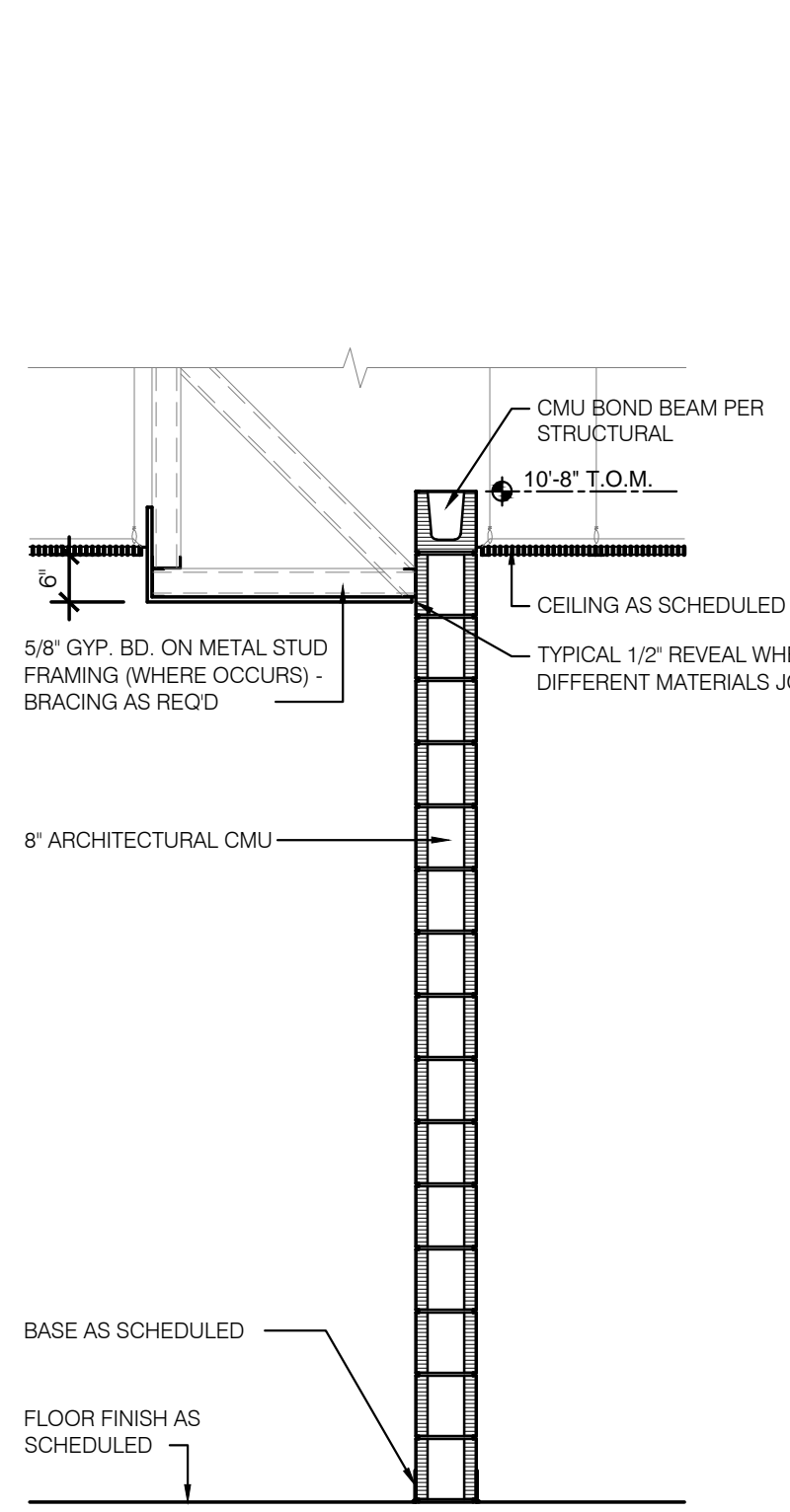


**C WALL SECTION**  
SCALE: 1/2" = 1'-0"

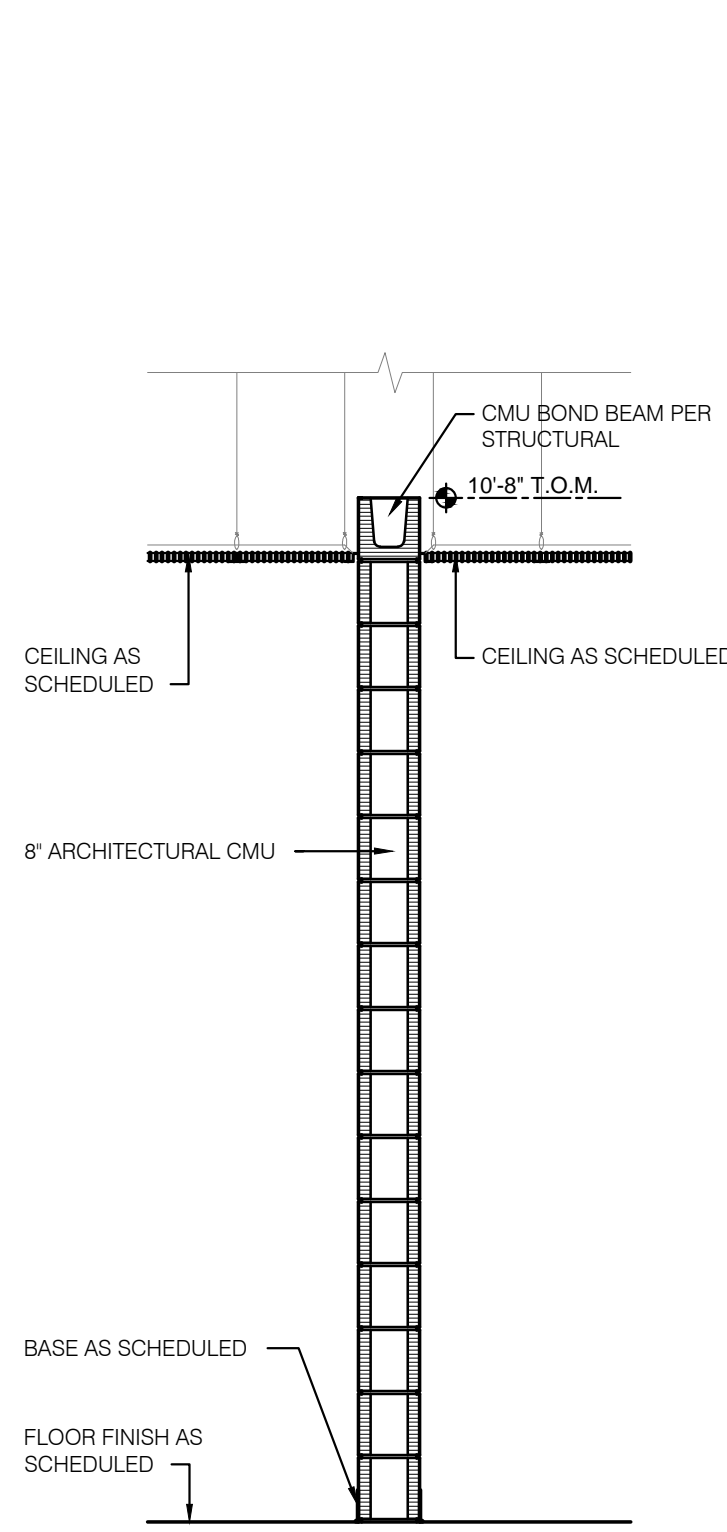
ISSUE DATE	ISSUE DESCRIPTION	DRAWN BY	CHECKED BY
05-27-2016	50% CONSTR. SET		
06-27-2016	95% GEN. WORKS		

**FOLEY EVENT CENTER**  
**GENERAL WORKS PACKAGE**  
 Foley, Alabama  
**AMGM150099**

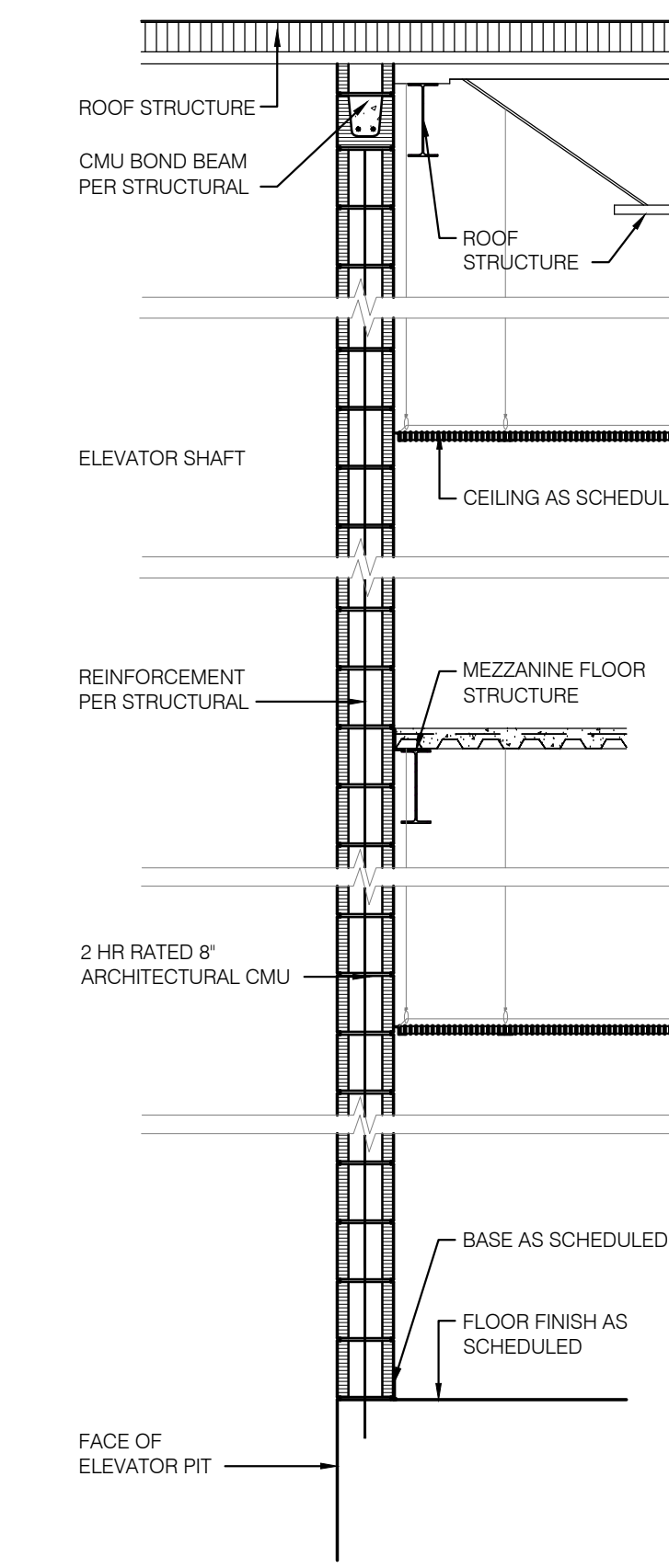




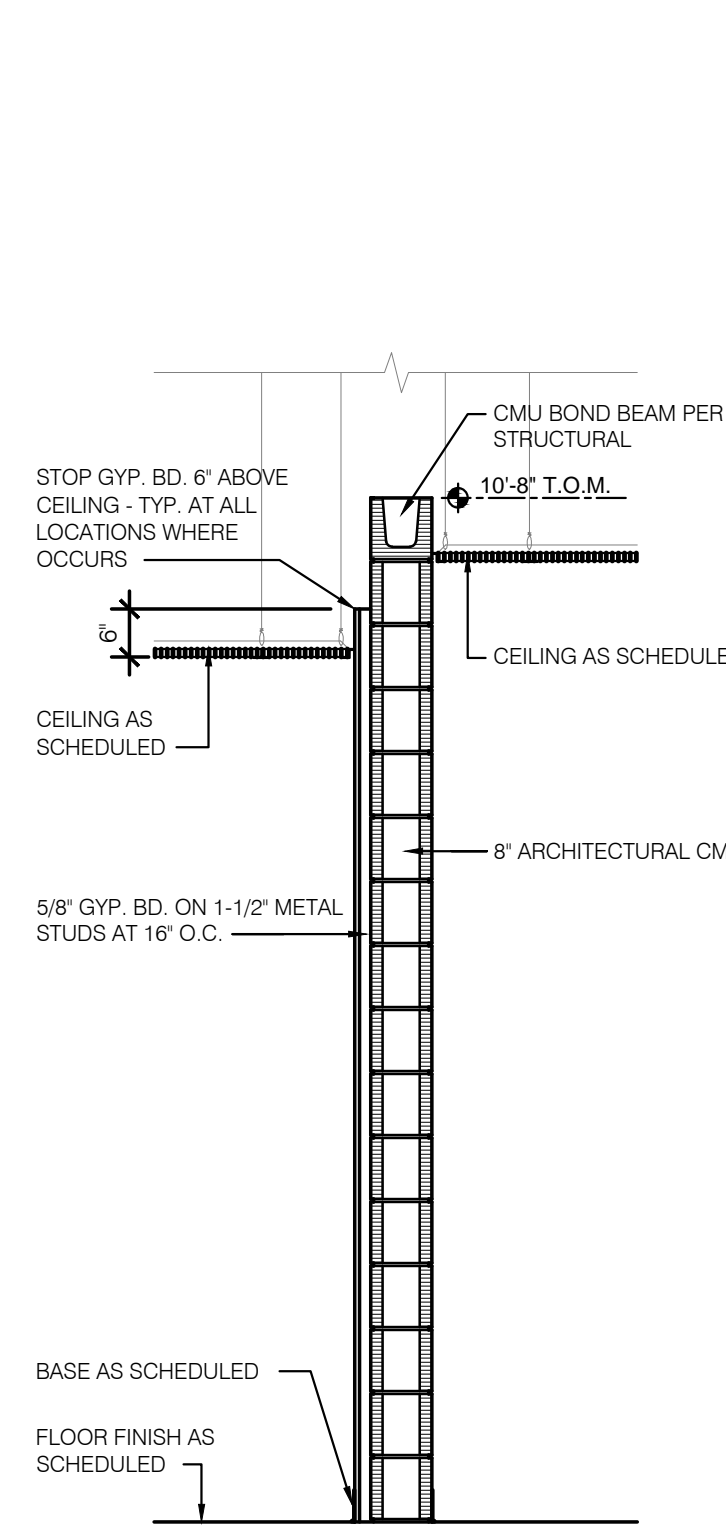
**1 PARTITION TYPE P1**  
A7.11 SCALE: 1/2" = 1'-0"



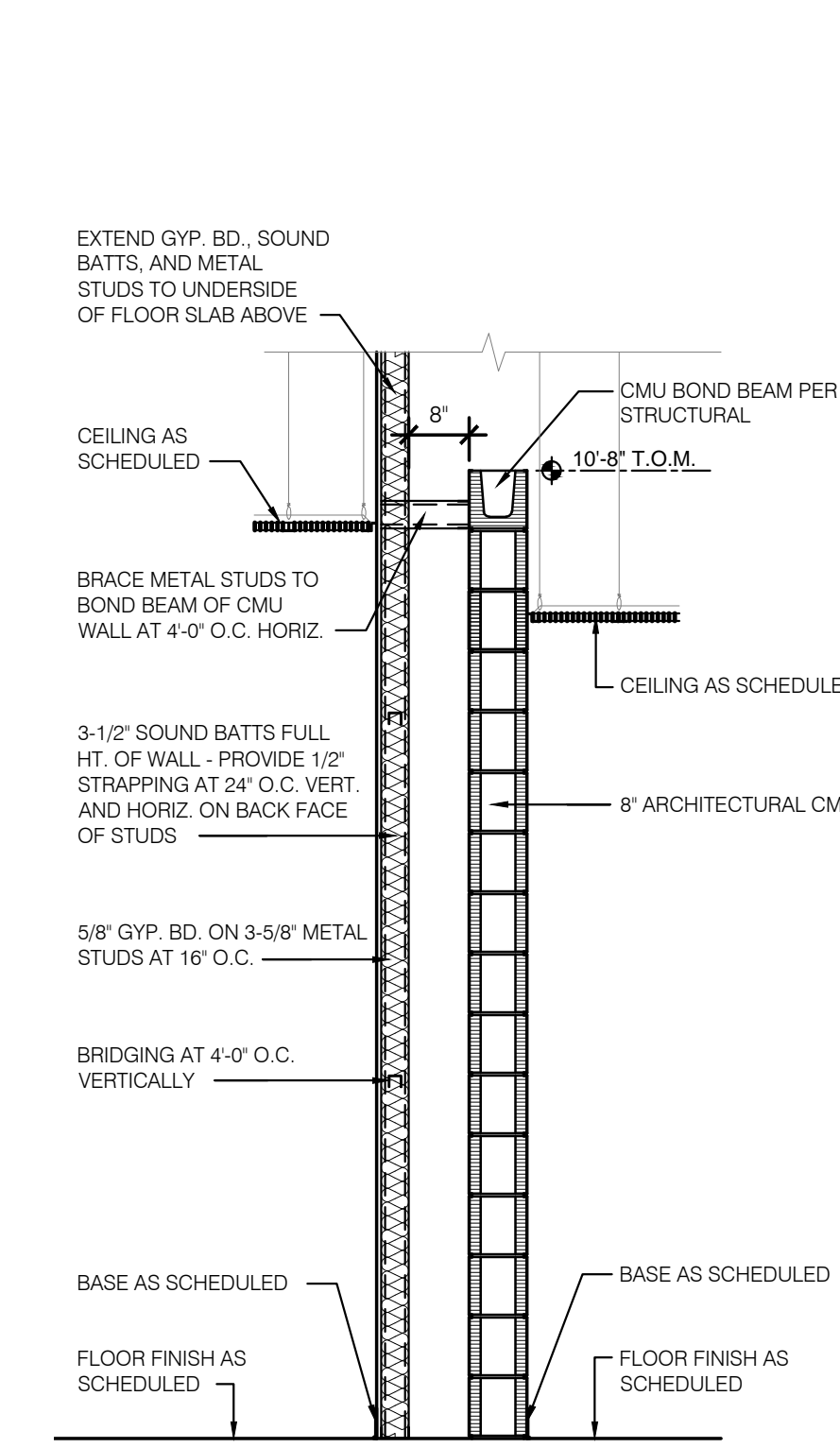
**2 PARTITION TYPE P2**  
A7.11 SCALE: 1/2" = 1'-0"



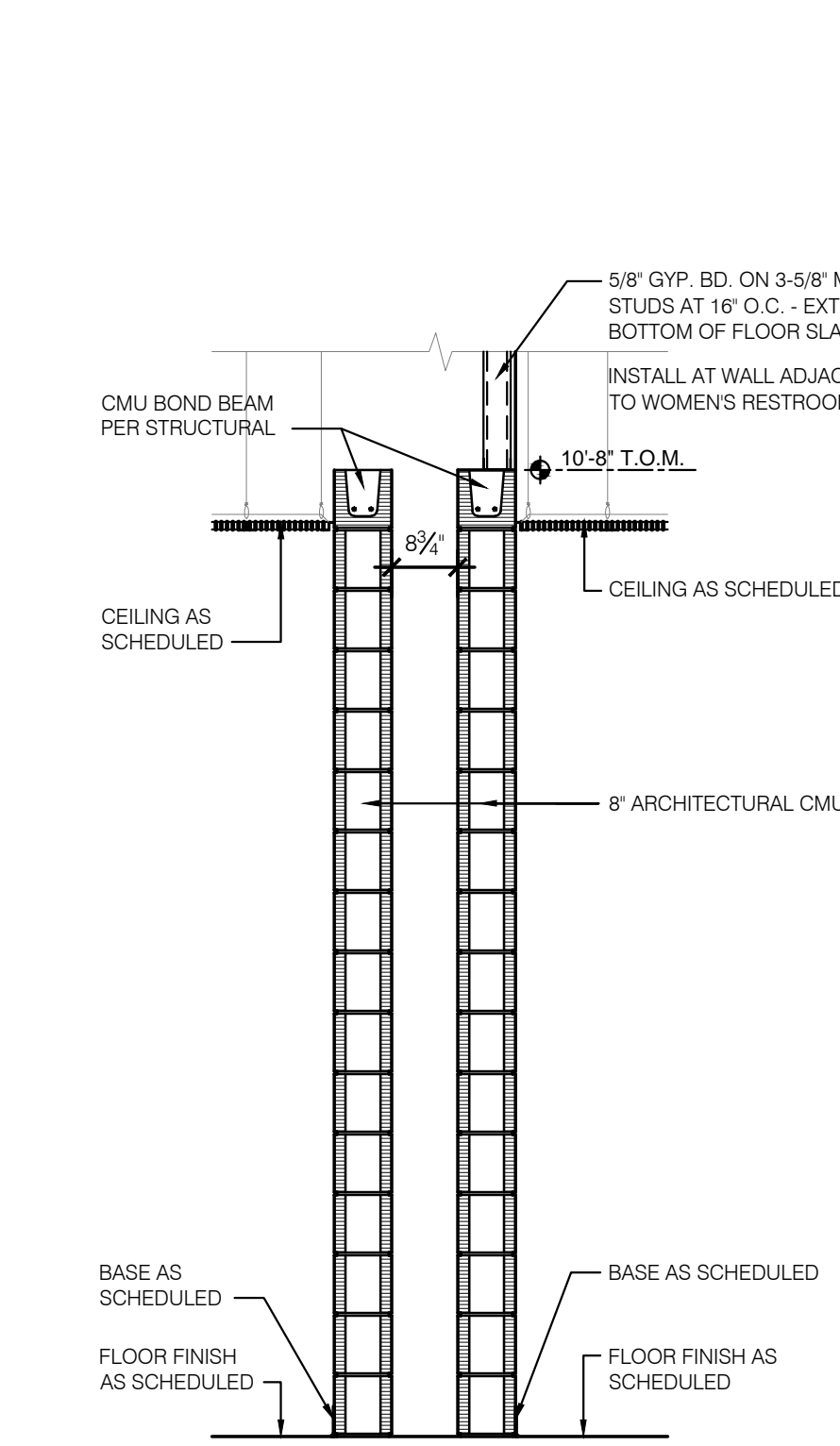
**3 PARTITION TYPE P3**  
A7.11 SCALE: 1/2" = 1'-0"  
2 HR FIRE RATED EQUIVALENT UL DESIGN #U905



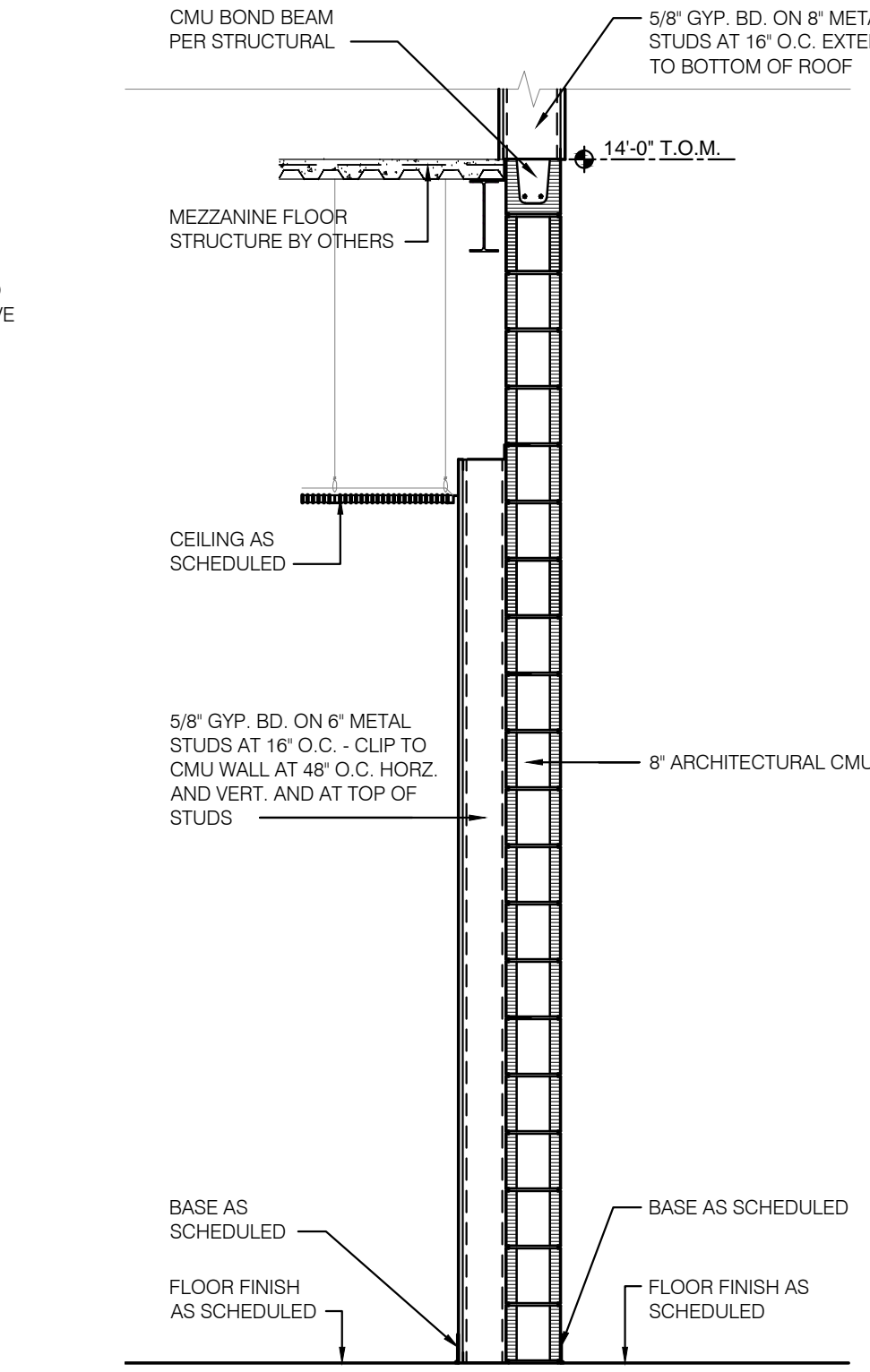
**4 PARTITION TYPE P4**  
A7.11 SCALE: 1/2" = 1'-0"



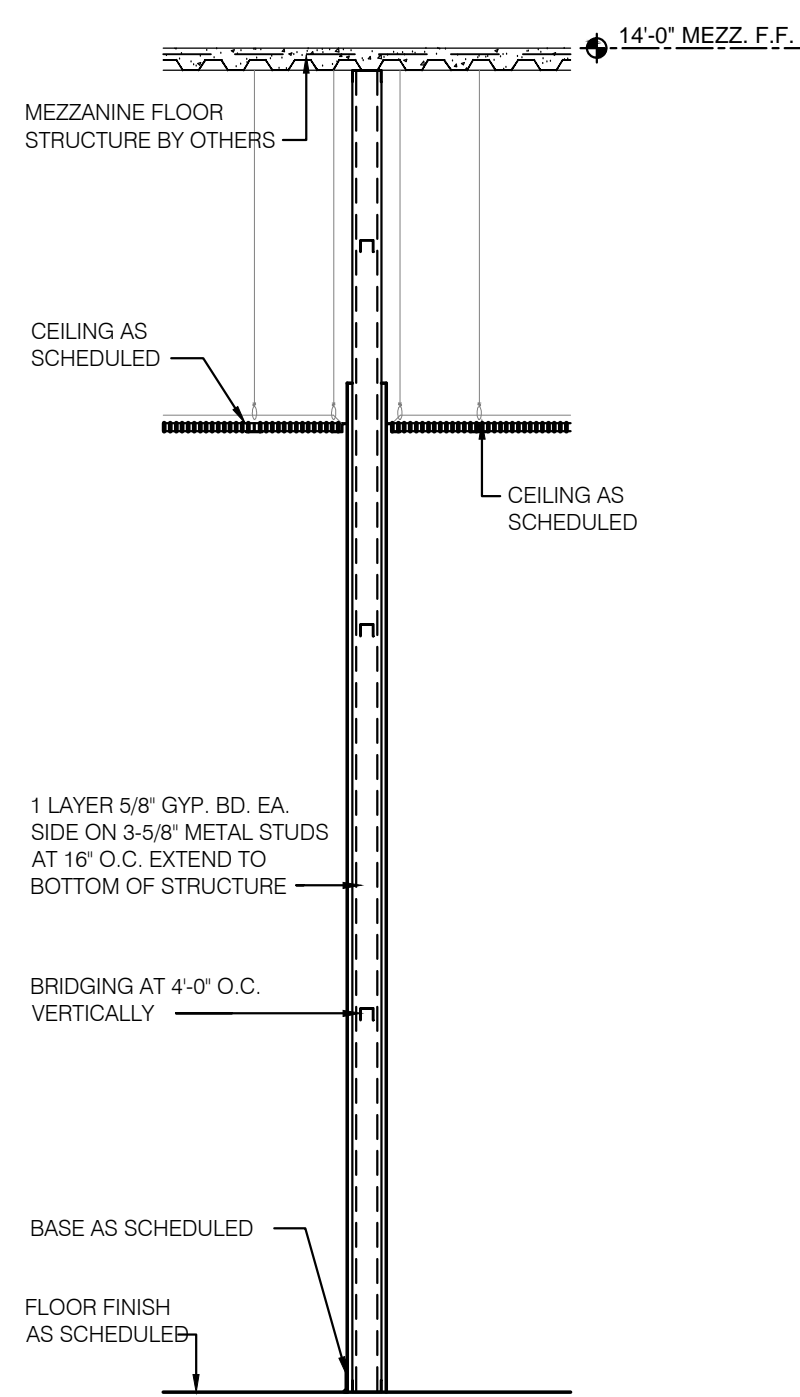
**5 PARTITION TYPE P5**  
A7.11 SCALE: 1/2" = 1'-0"



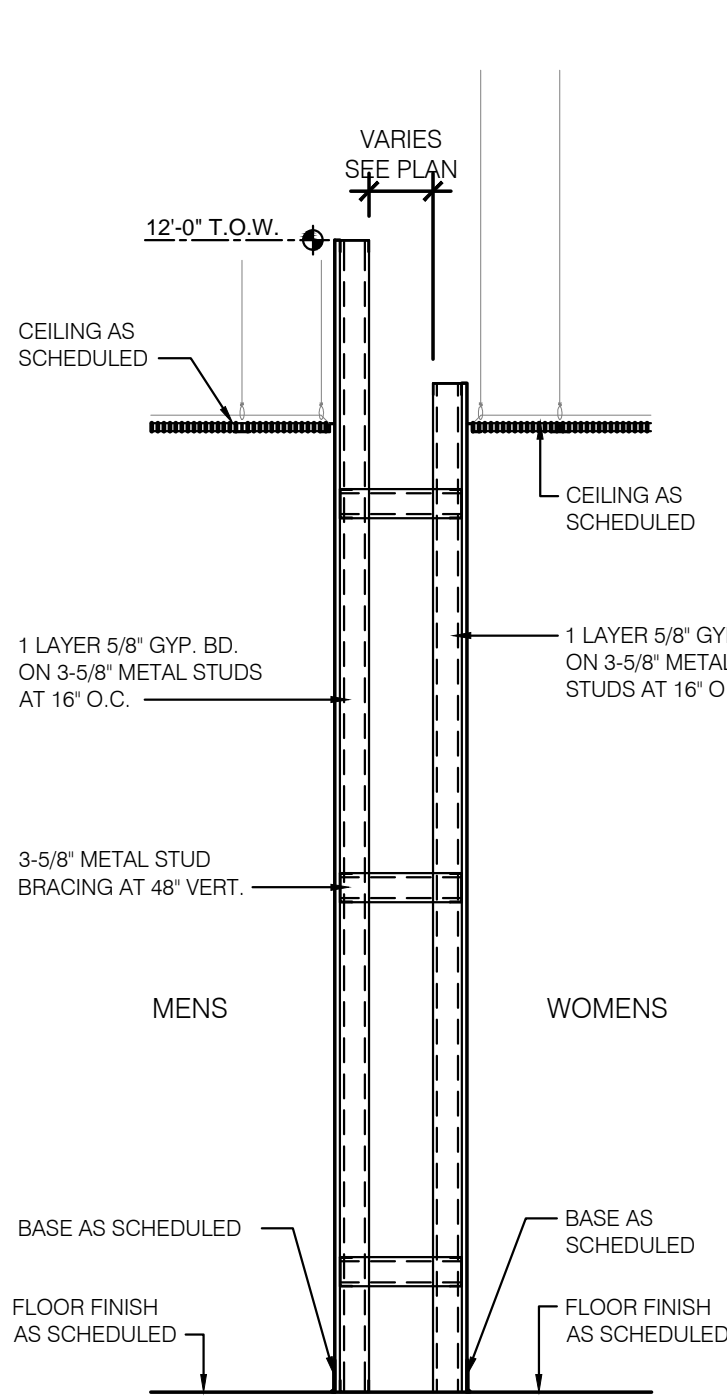
**6 PARTITION TYPE P6**  
A7.11 SCALE: 1/2" = 1'-0"



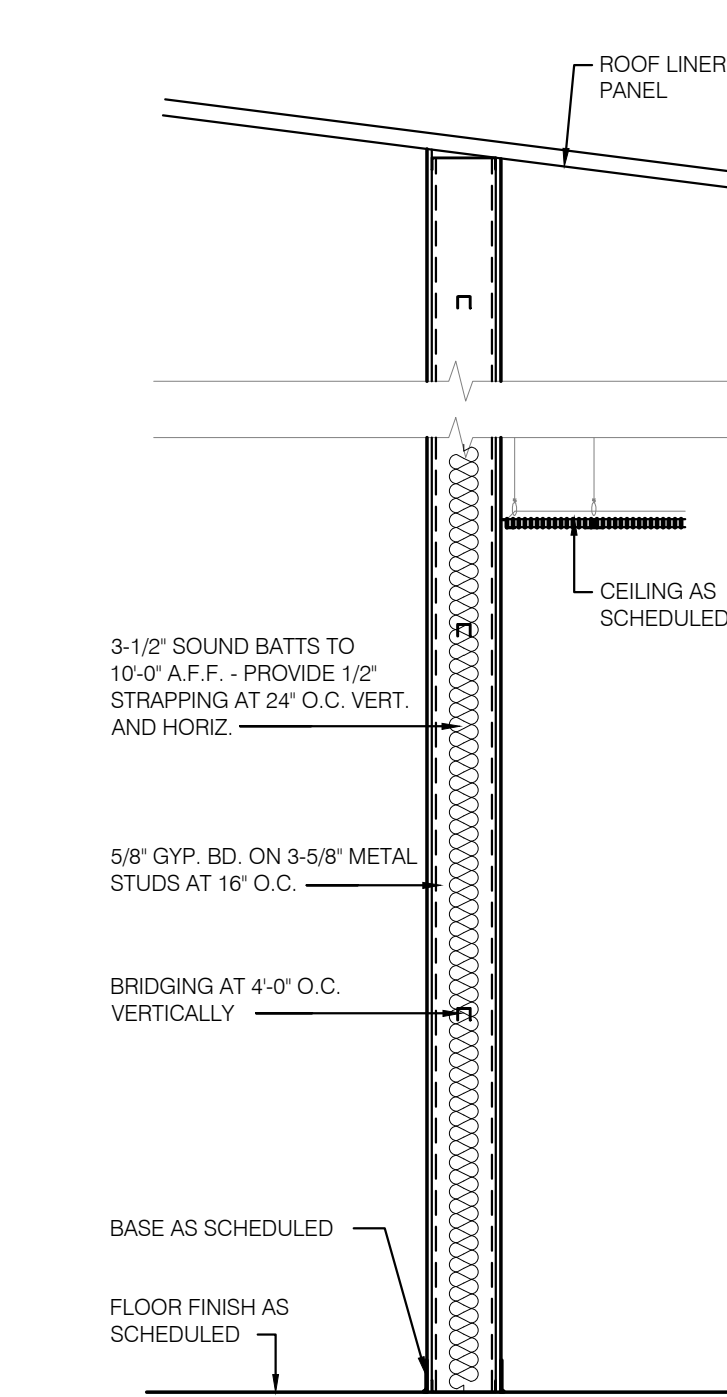
**7 PARTITION TYPE P7**  
A7.11 SCALE: 1/2" = 1'-0"



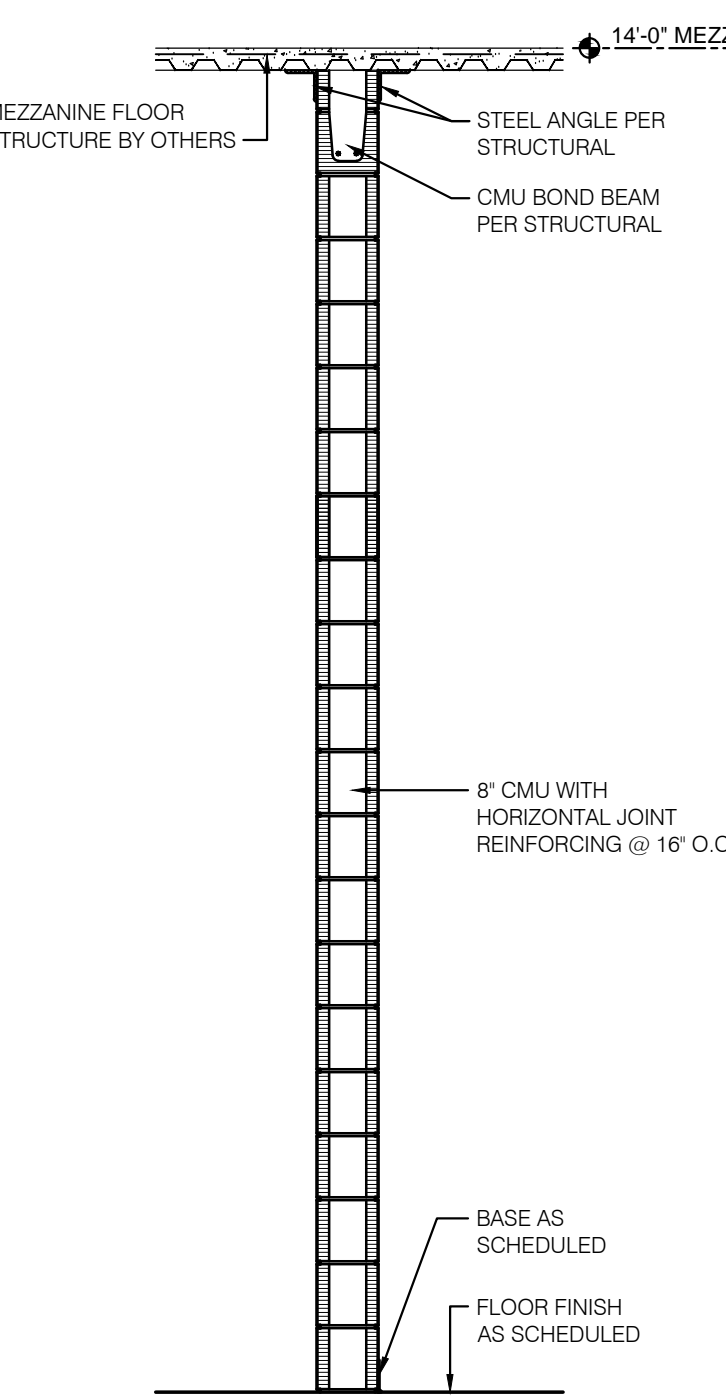
**8 PARTITION TYPE P8**  
A7.11 SCALE: 1/2" = 1'-0"



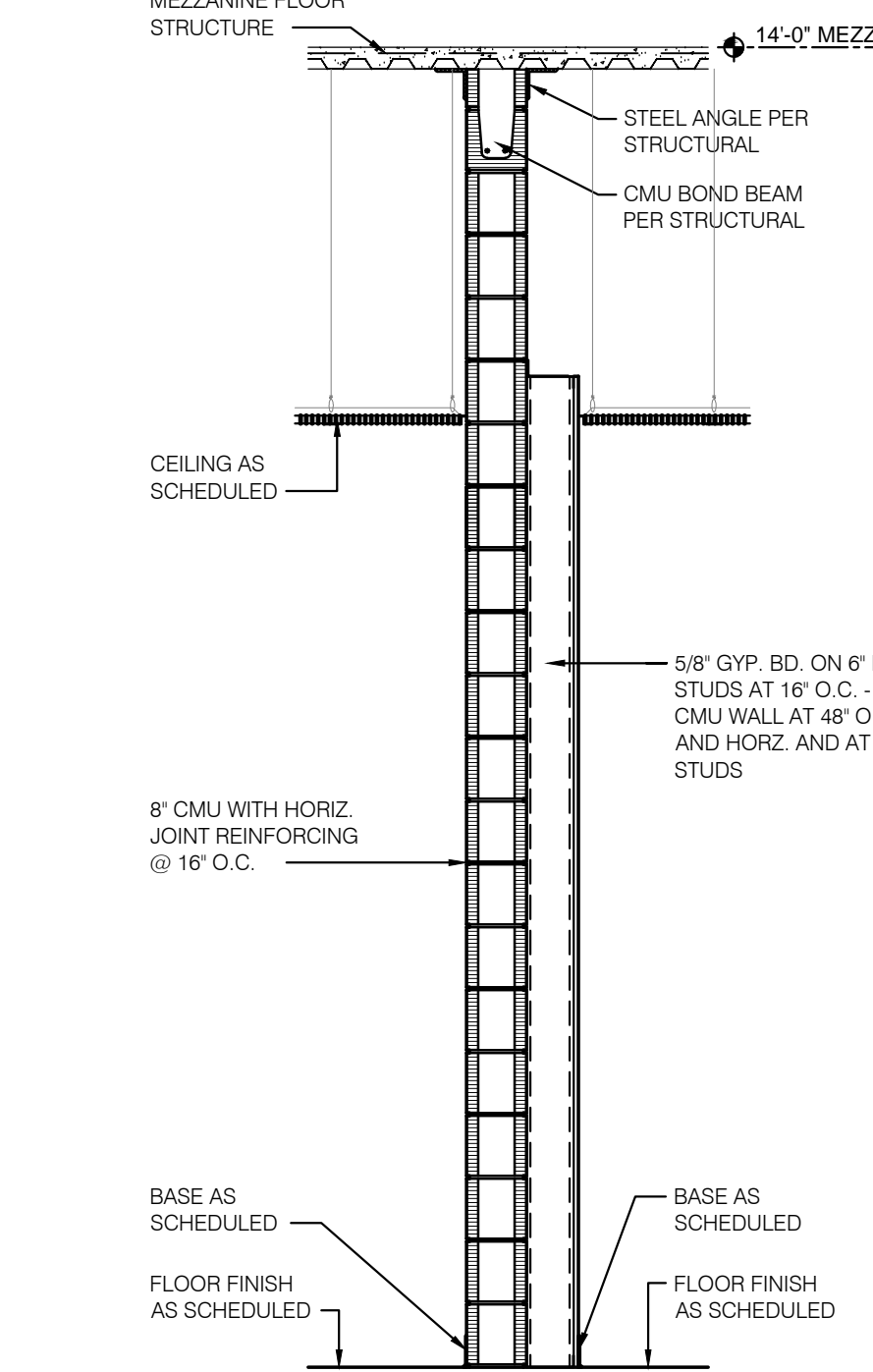
**9 PARTITION TYPE P9**  
A7.11 SCALE: 1/2" = 1'-0"



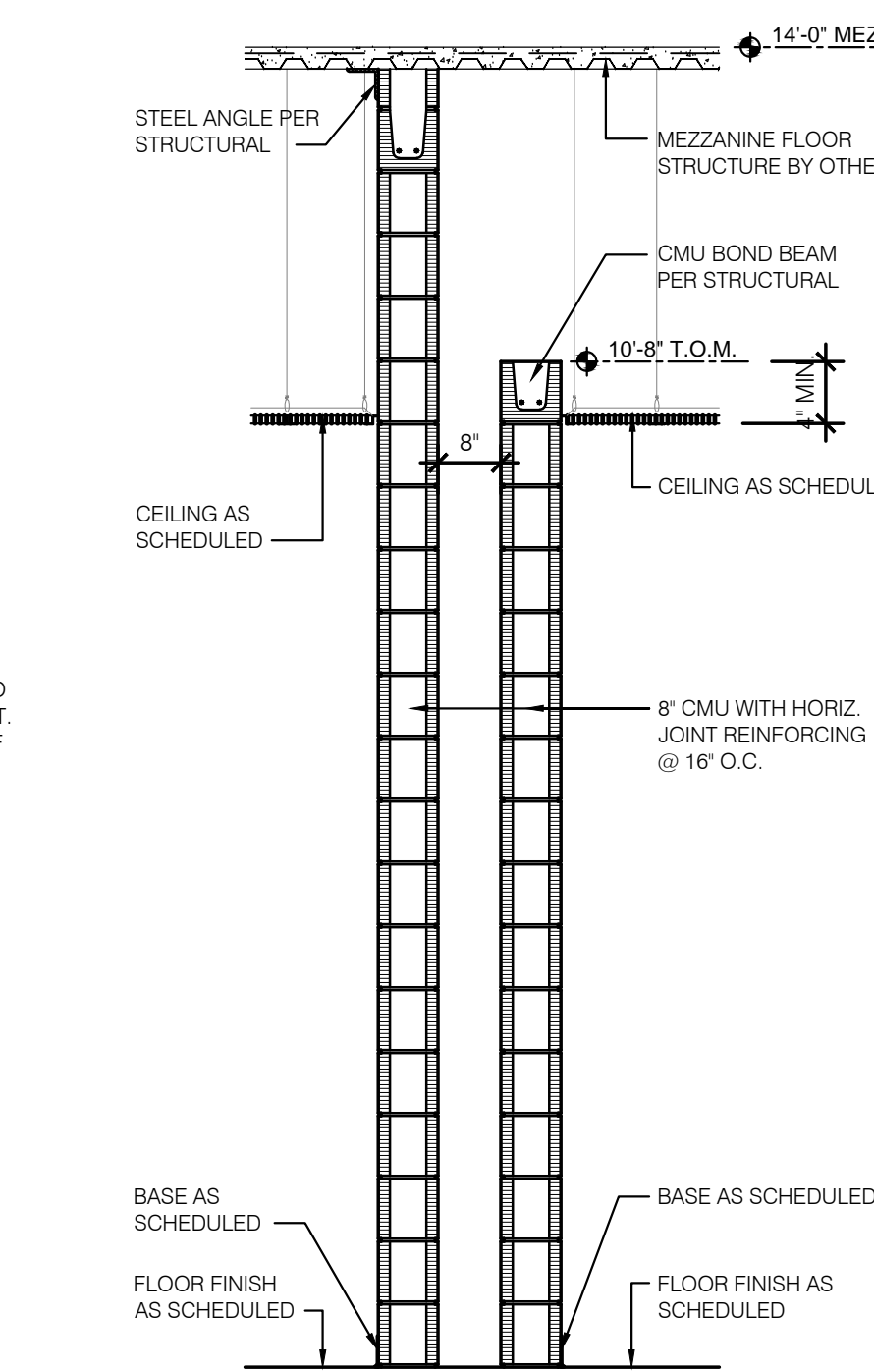
**10 PARTITION TYPE P10**  
A7.11 SCALE: 1/2" = 1'-0"



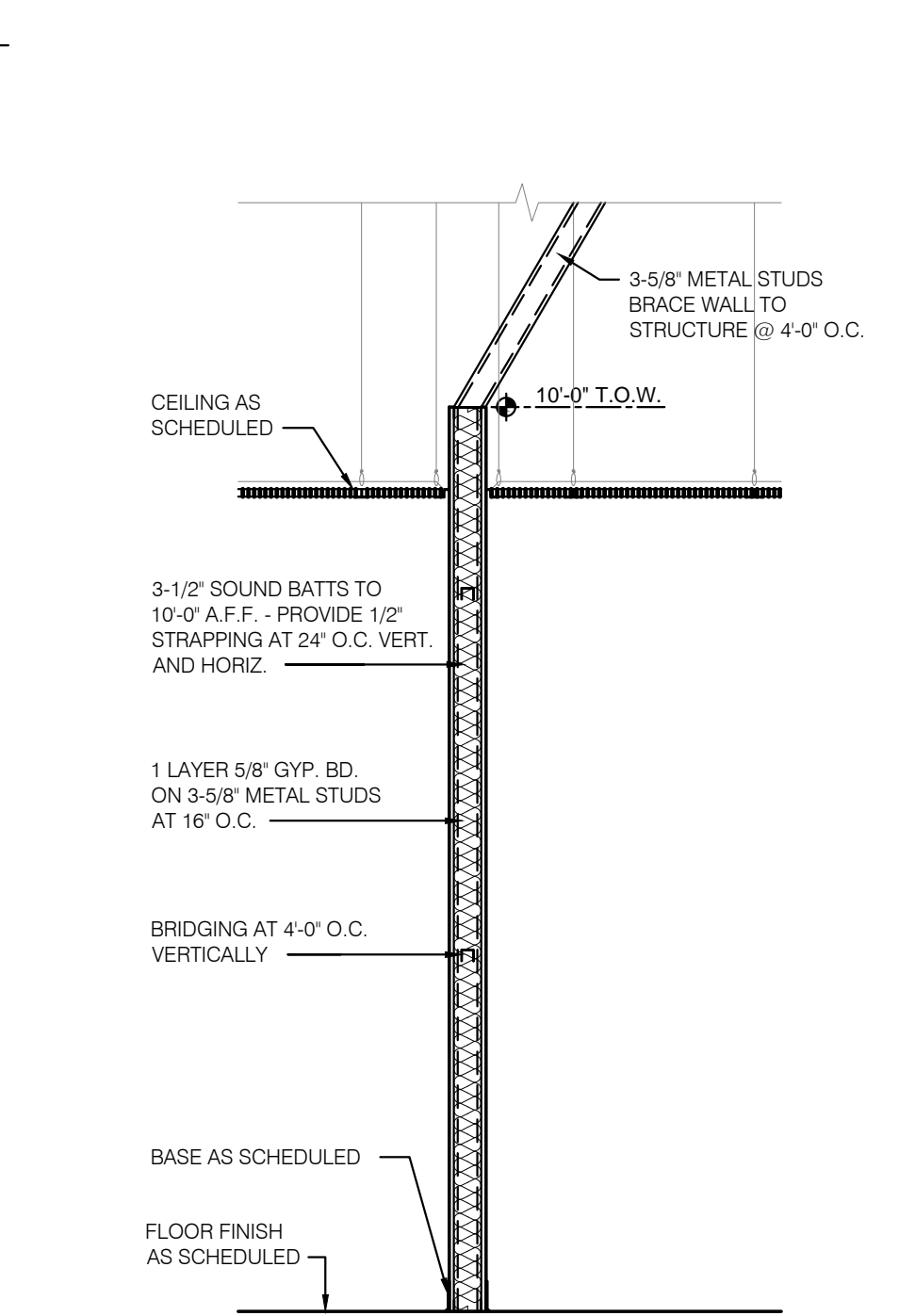
**11 PARTITION TYPE P11**  
A7.11 SCALE: 1/2" = 1'-0"



**12 PARTITION TYPE P12**  
A7.11 SCALE: 1/2" = 1'-0"



**13 PARTITION TYPE P13**  
A7.11 SCALE: 1/2" = 1'-0"




**14 PARTITION TYPE P14**  
A7.11 SCALE: 1/2" = 1'-0"  
PARTITION P14 - WITH SOUND BATTS  
P14A - WITHOUT SOUND BATTS

**NOT FOR CONSTRUCTION**  
GOODWYN MILLS CAWOOD  
2660 EastChase Lane, Suite 200 | Montgomery, AL 36117  
Tel 334.271.3200 | GMCNETWORK.COM

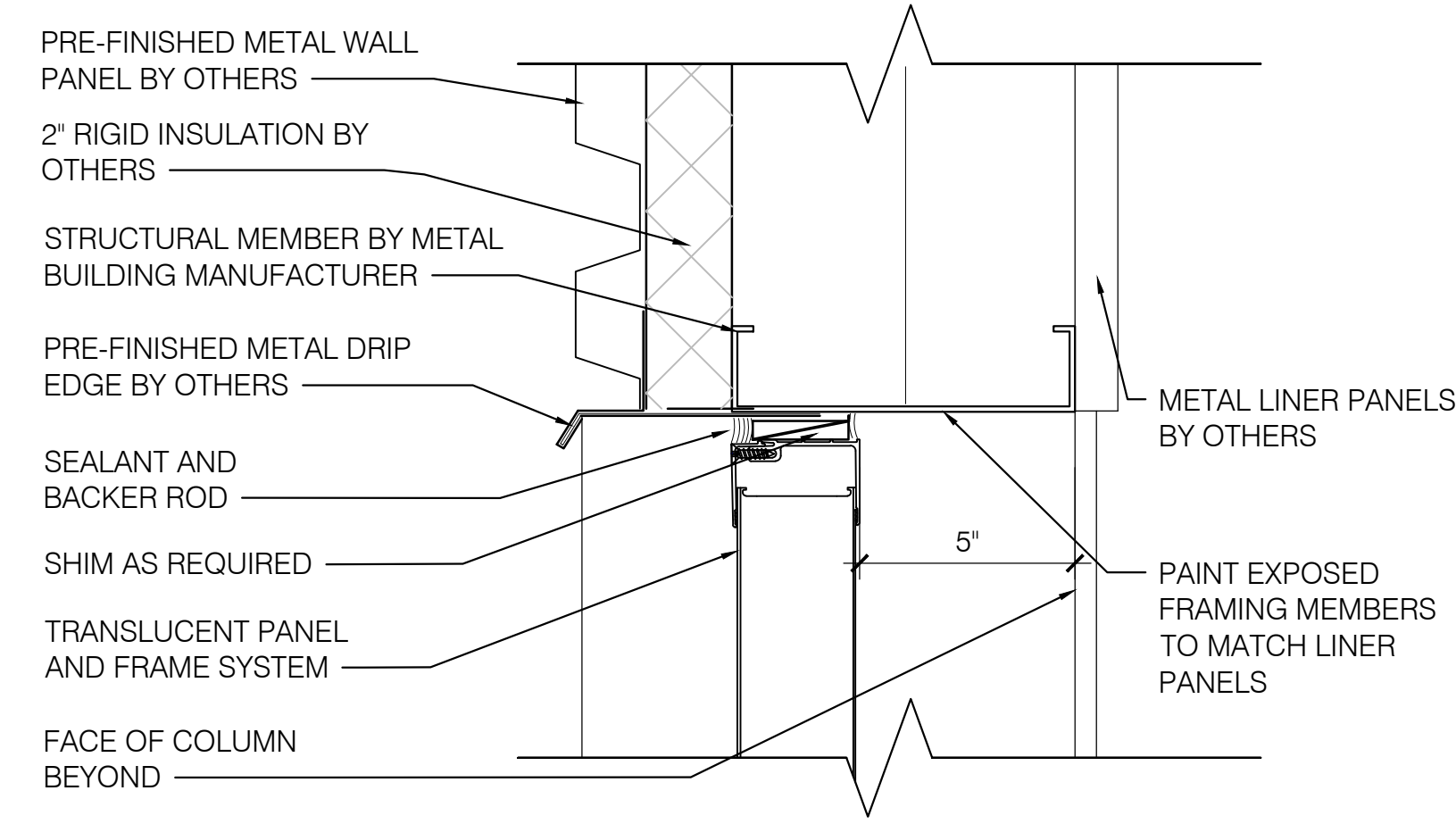
ISSUE DATE	
50% CONSTR. SET	05-27-2016
95% GEN. WORKS	06-27-2016
drawn by:	
checked by:	

**FOLEY EVENT CENTER**  
GENERAL WORKS PACKAGE  
Foley, Alabama  
AMGM150099

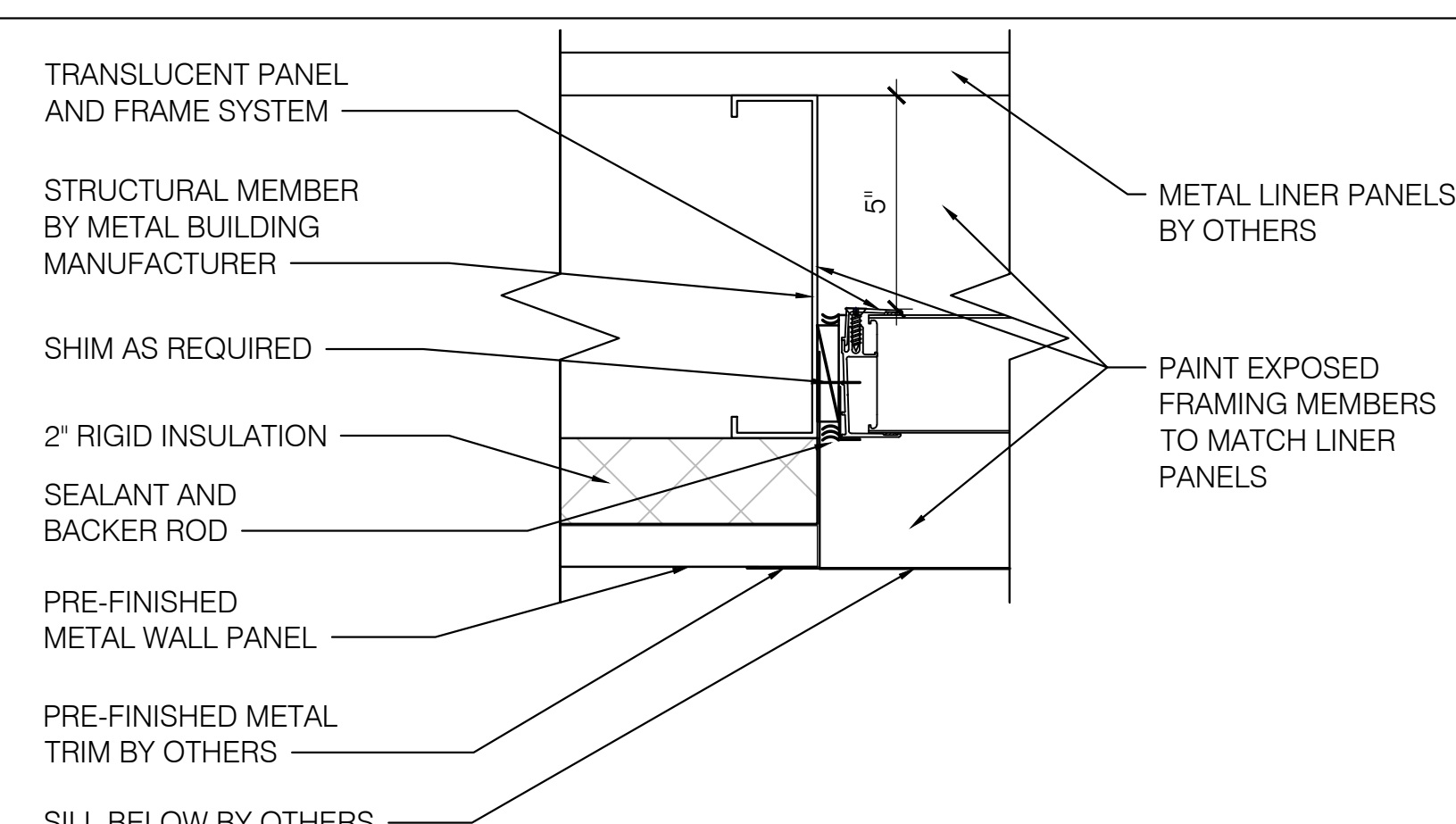


**PARTITION TYPES**  
A7.11  
Sheet of 000

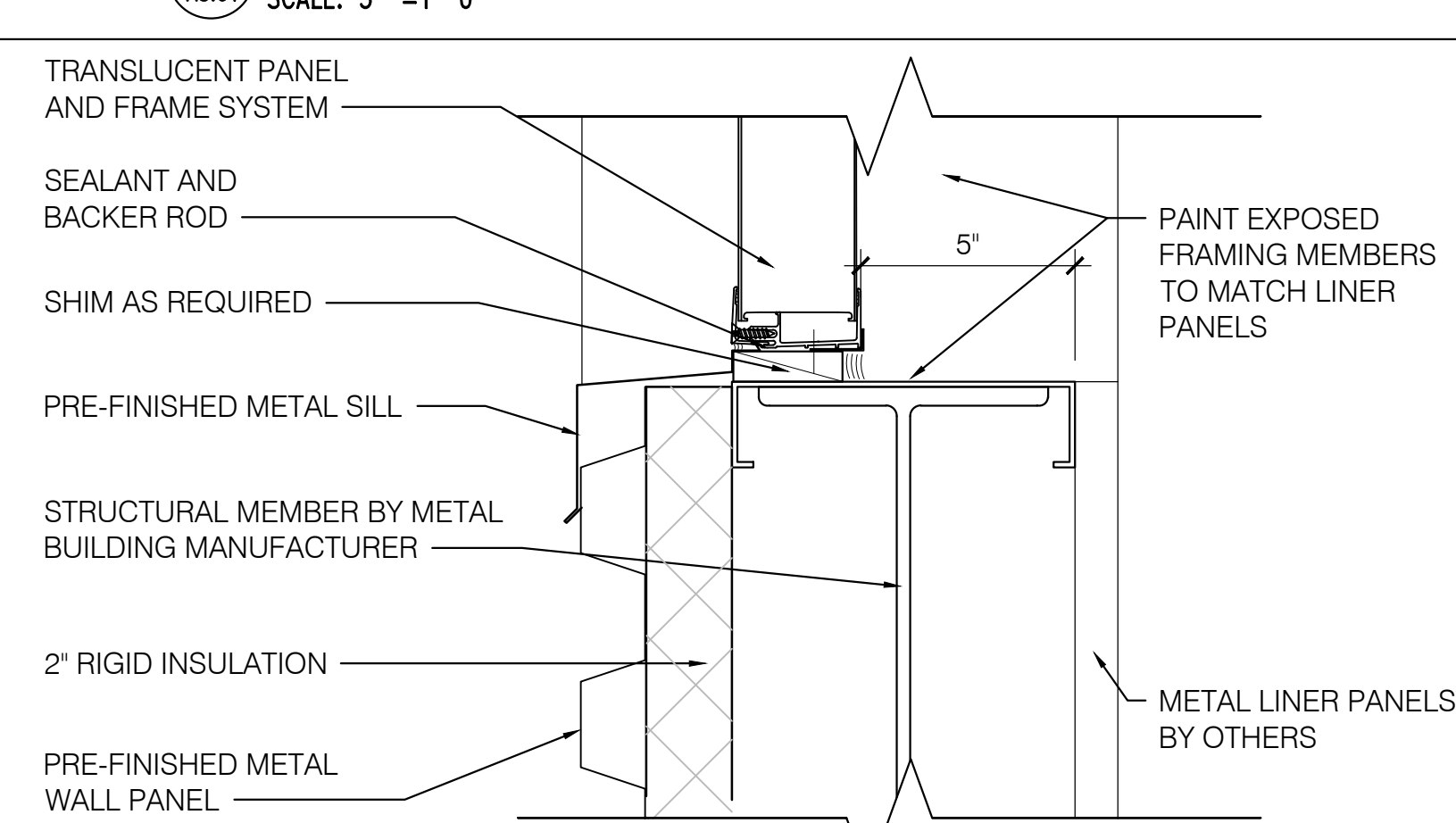
NOT FOR CONSTRUCTION



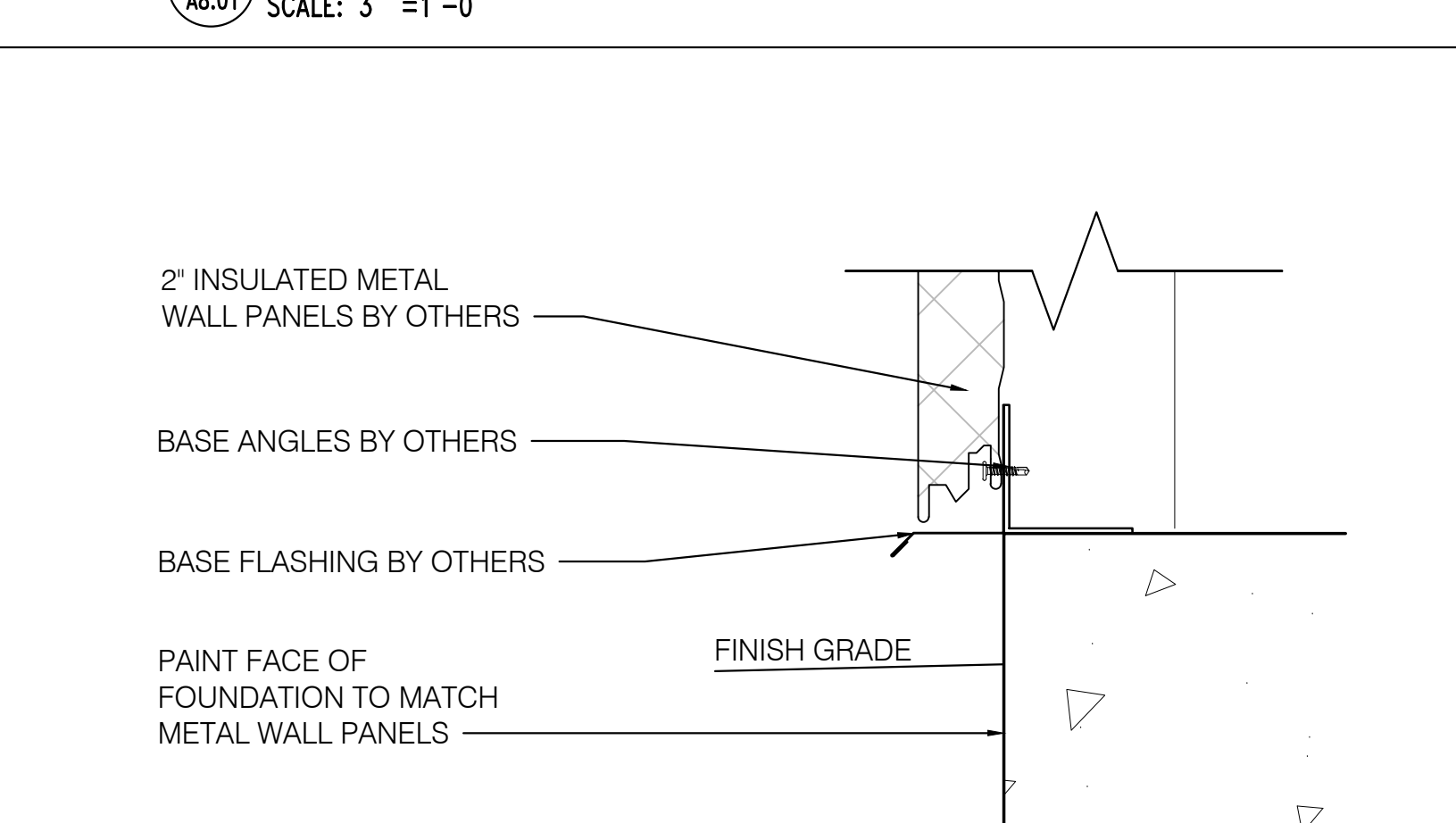
**1 HEAD DETAIL**  
SCALE: 3" = 1'-0"



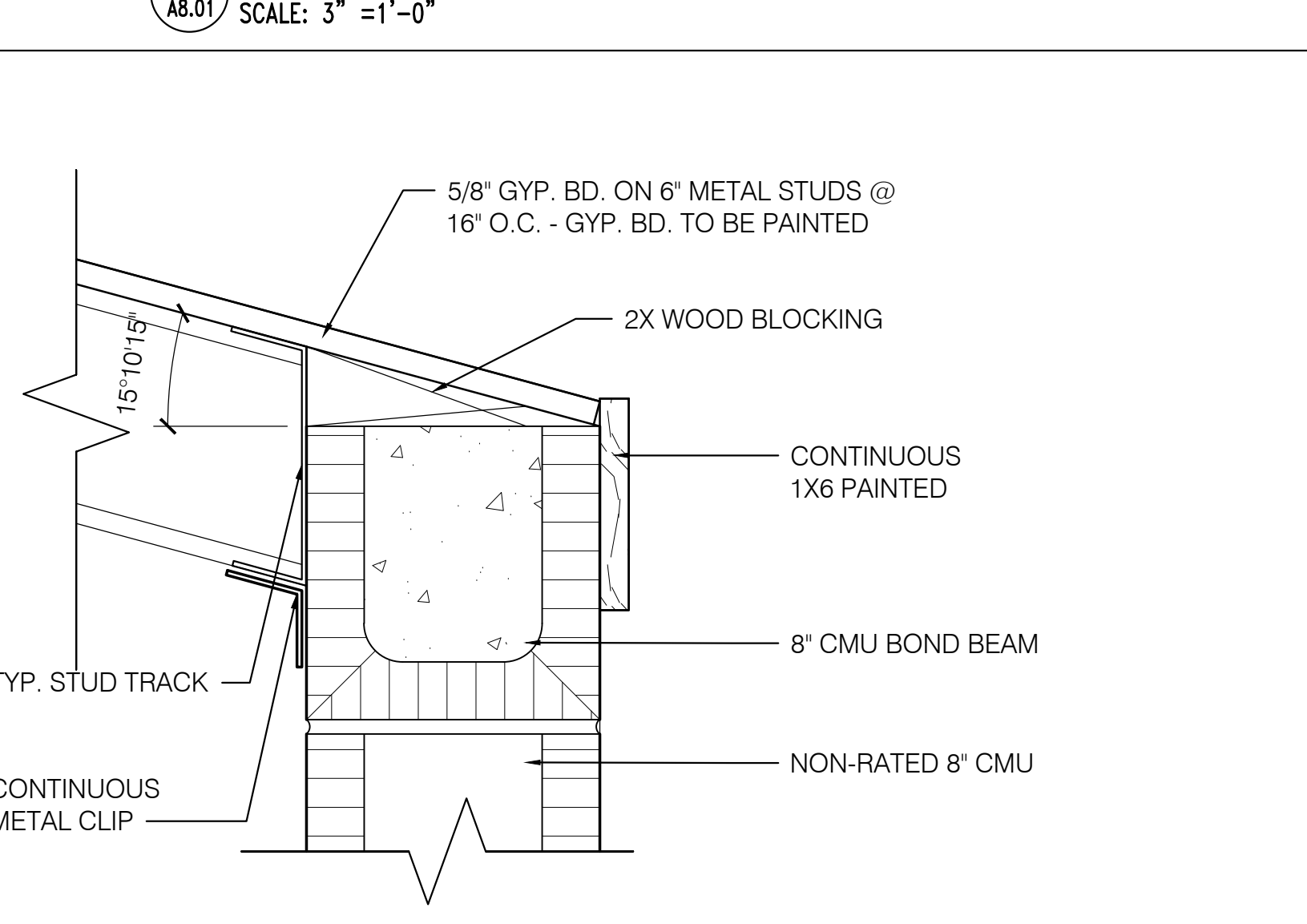
**2 JAMB DETAIL**  
SCALE: 3" = 1'-0"



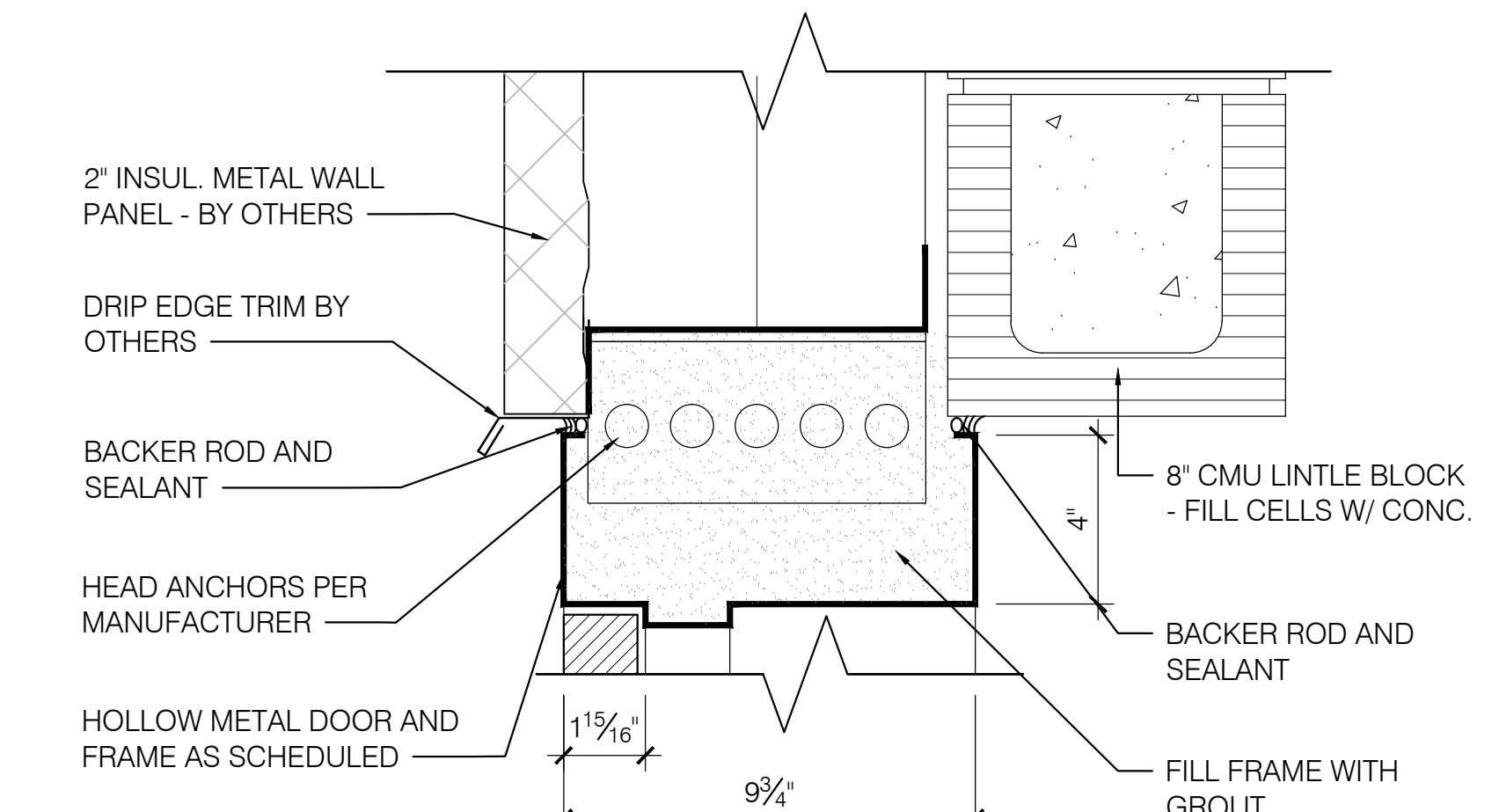
**3 SILL DETAIL**  
SCALE: 3" = 1'-0"



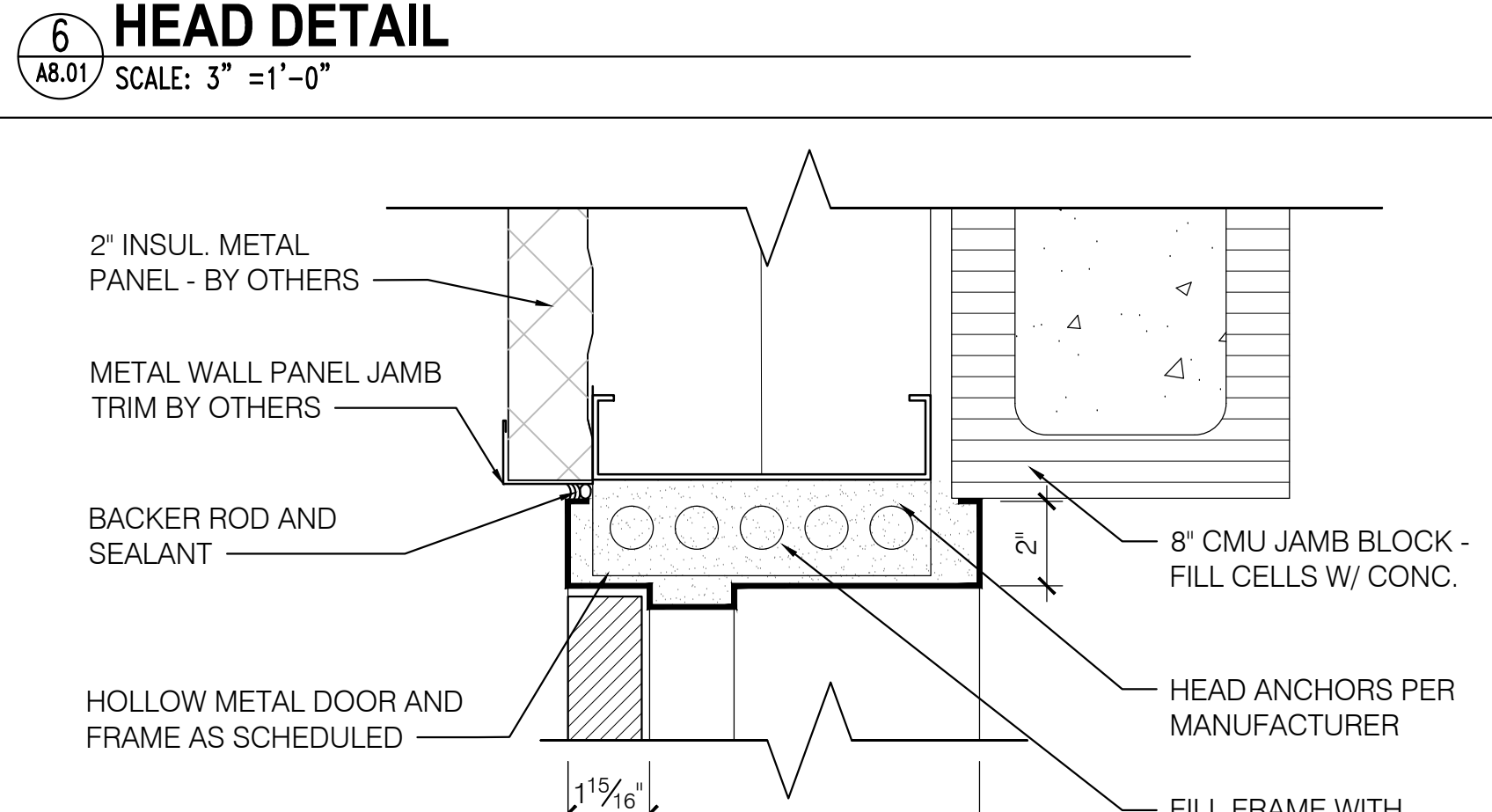
**4 DETAIL**  
SCALE: 3" = 1'-0"



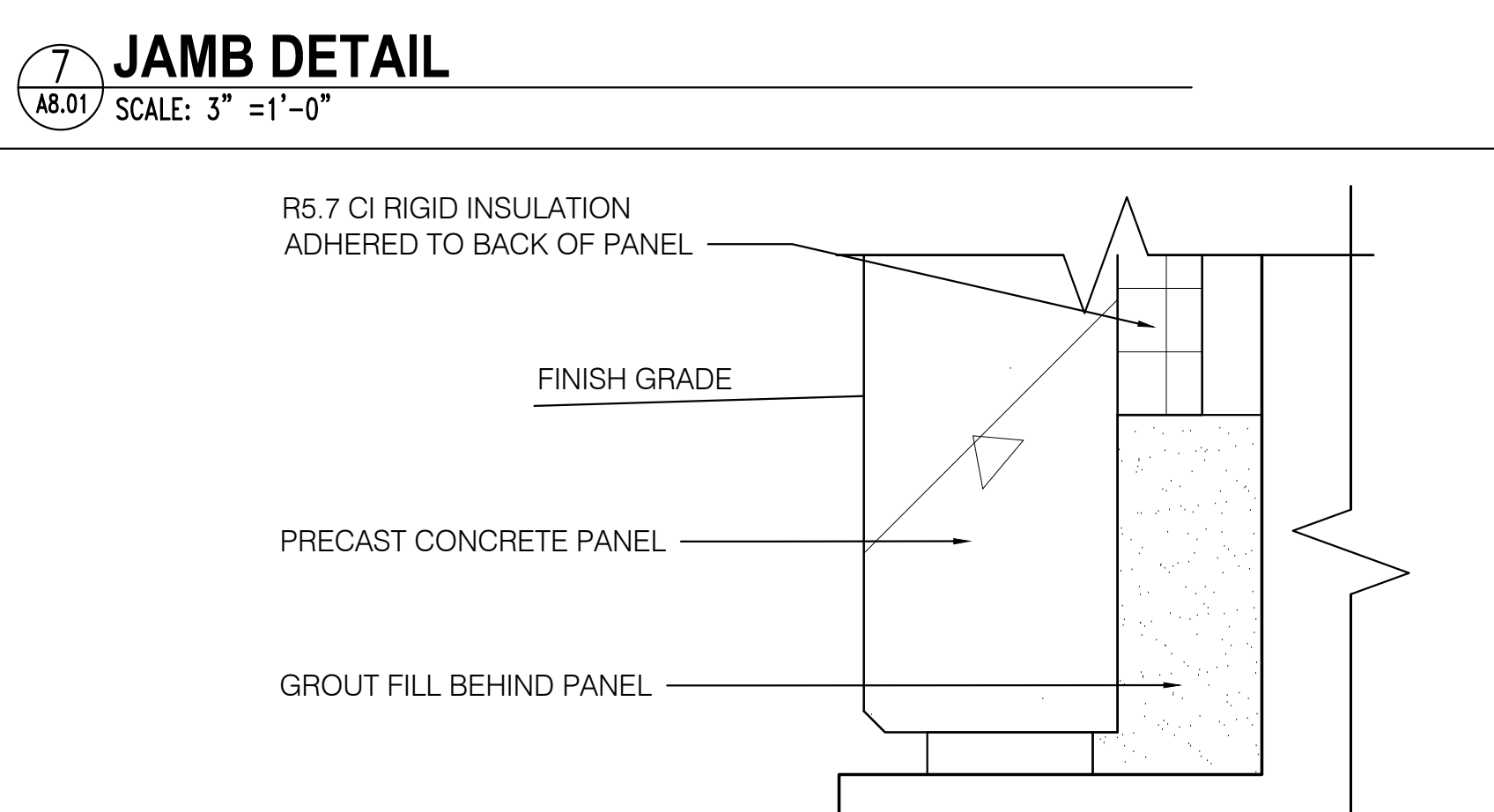
**5 DETAIL**  
SCALE: 3" = 1'-0"



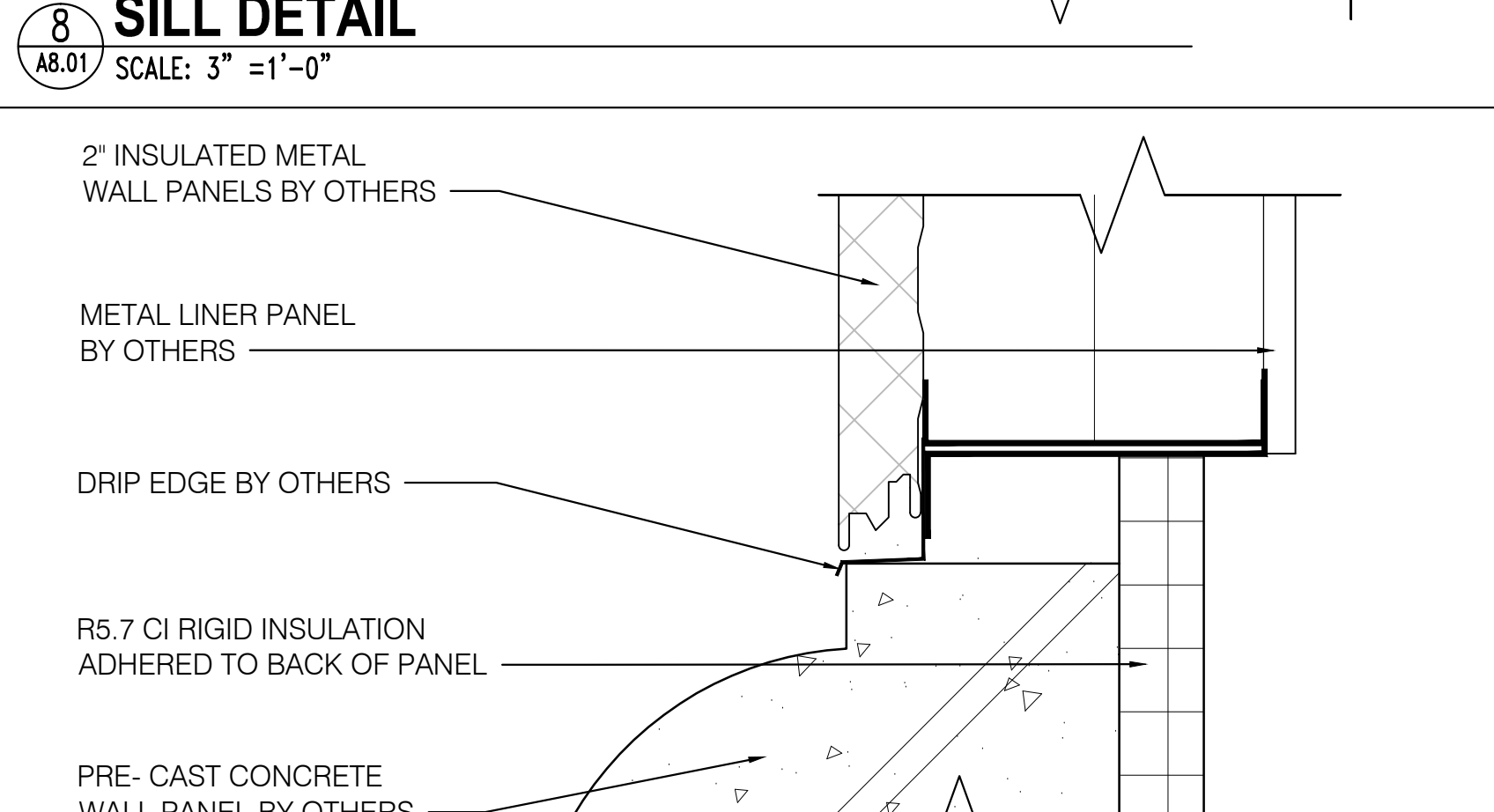
**6 HEAD DETAIL**  
SCALE: 3" = 1'-0"



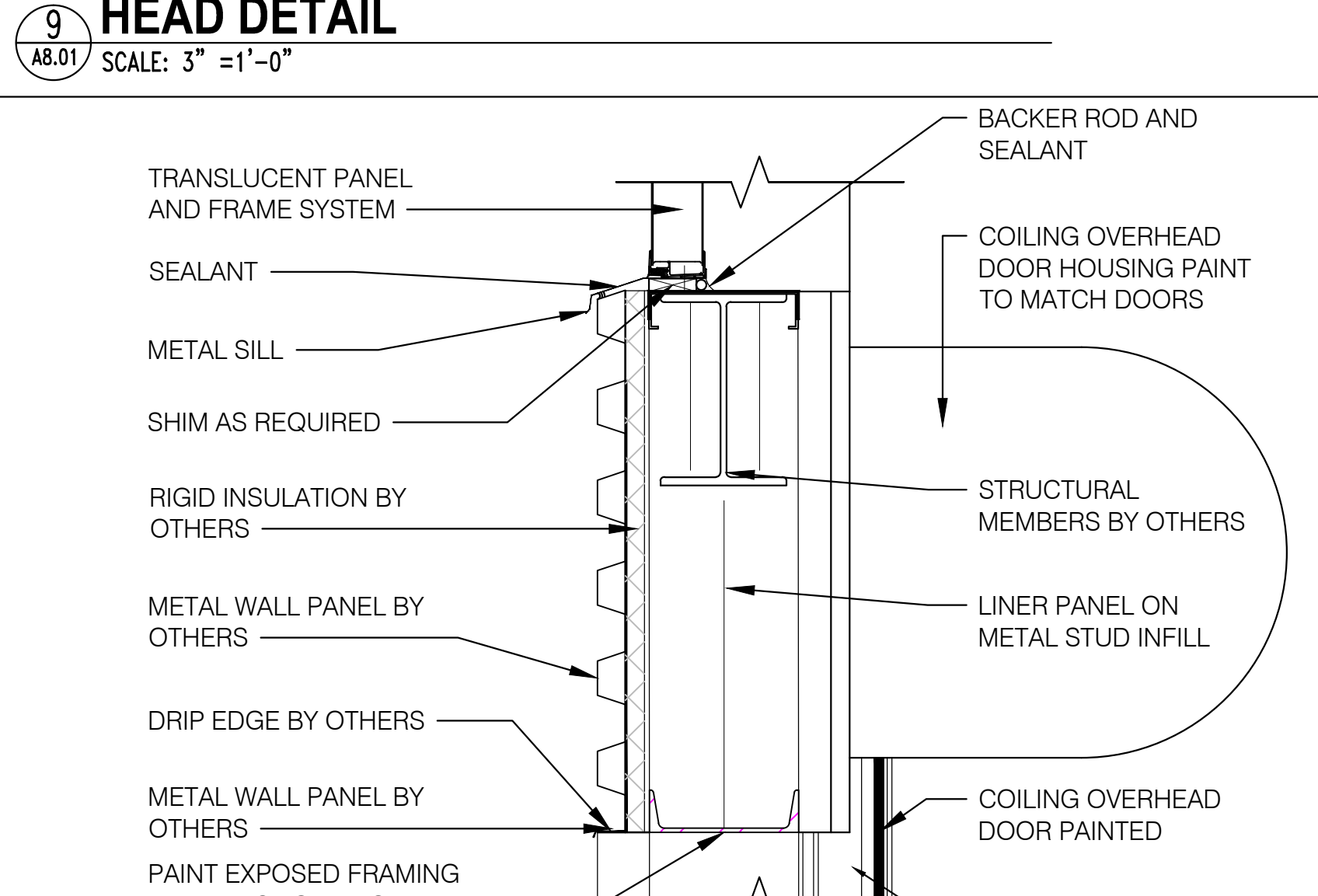
**7 JAMB DETAIL**  
SCALE: 3" = 1'-0"



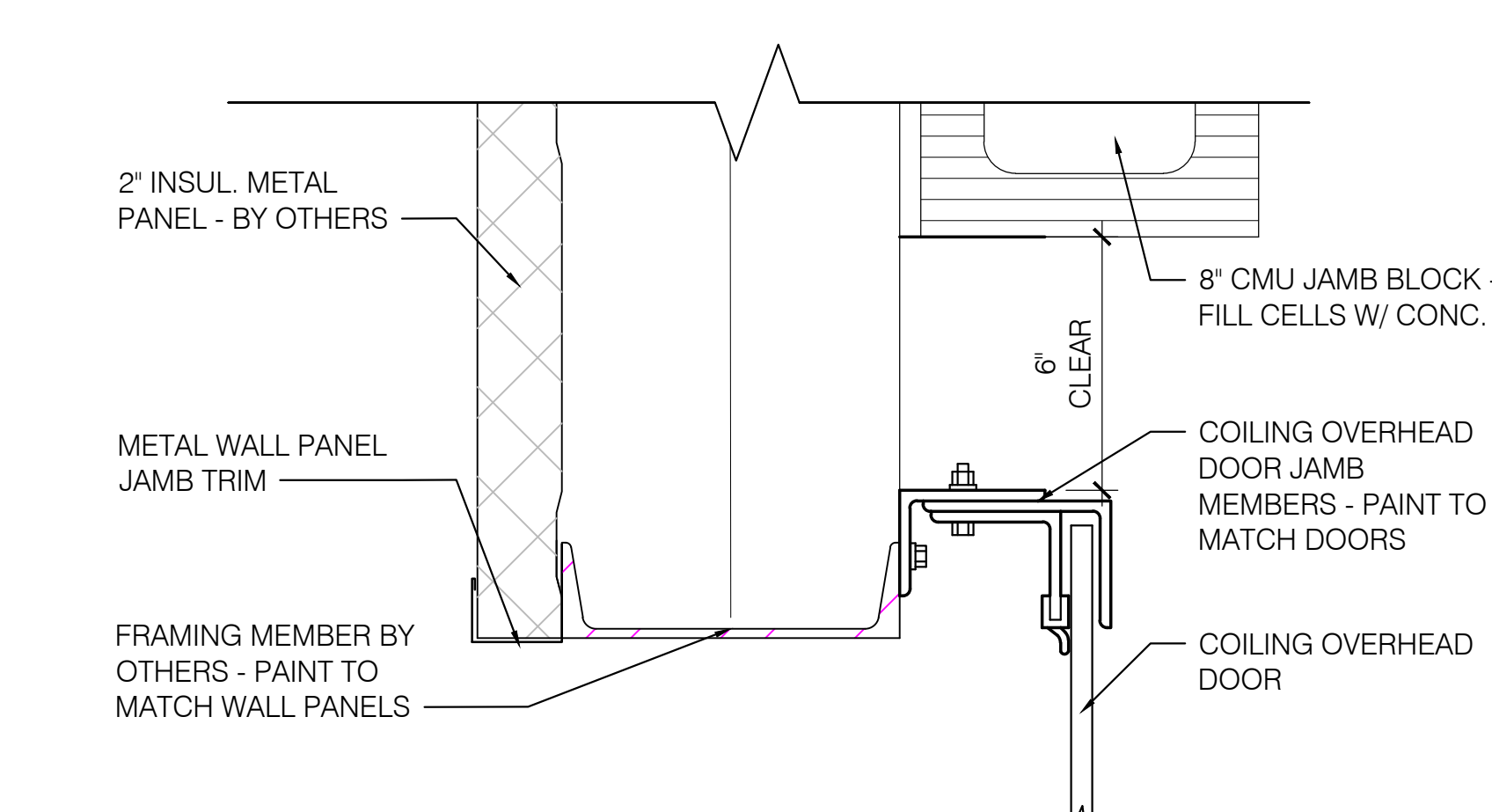
**8 SILL DETAIL**  
SCALE: 3" = 1'-0"



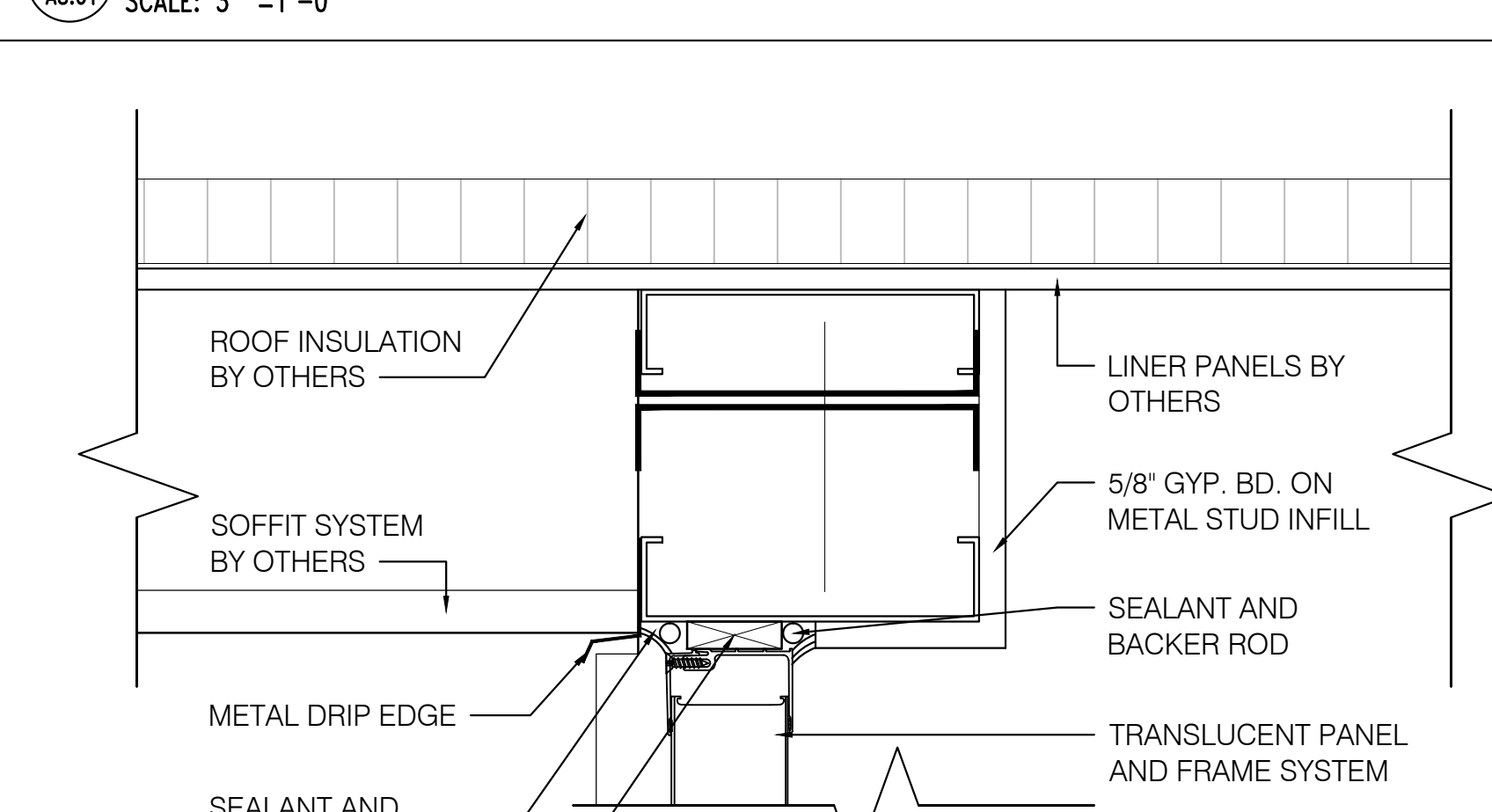
**9 HEAD DETAIL**  
SCALE: 3" = 1'-0"




**10 HEAD DETAIL**  
SCALE: 1-1/2" = 1'-0"



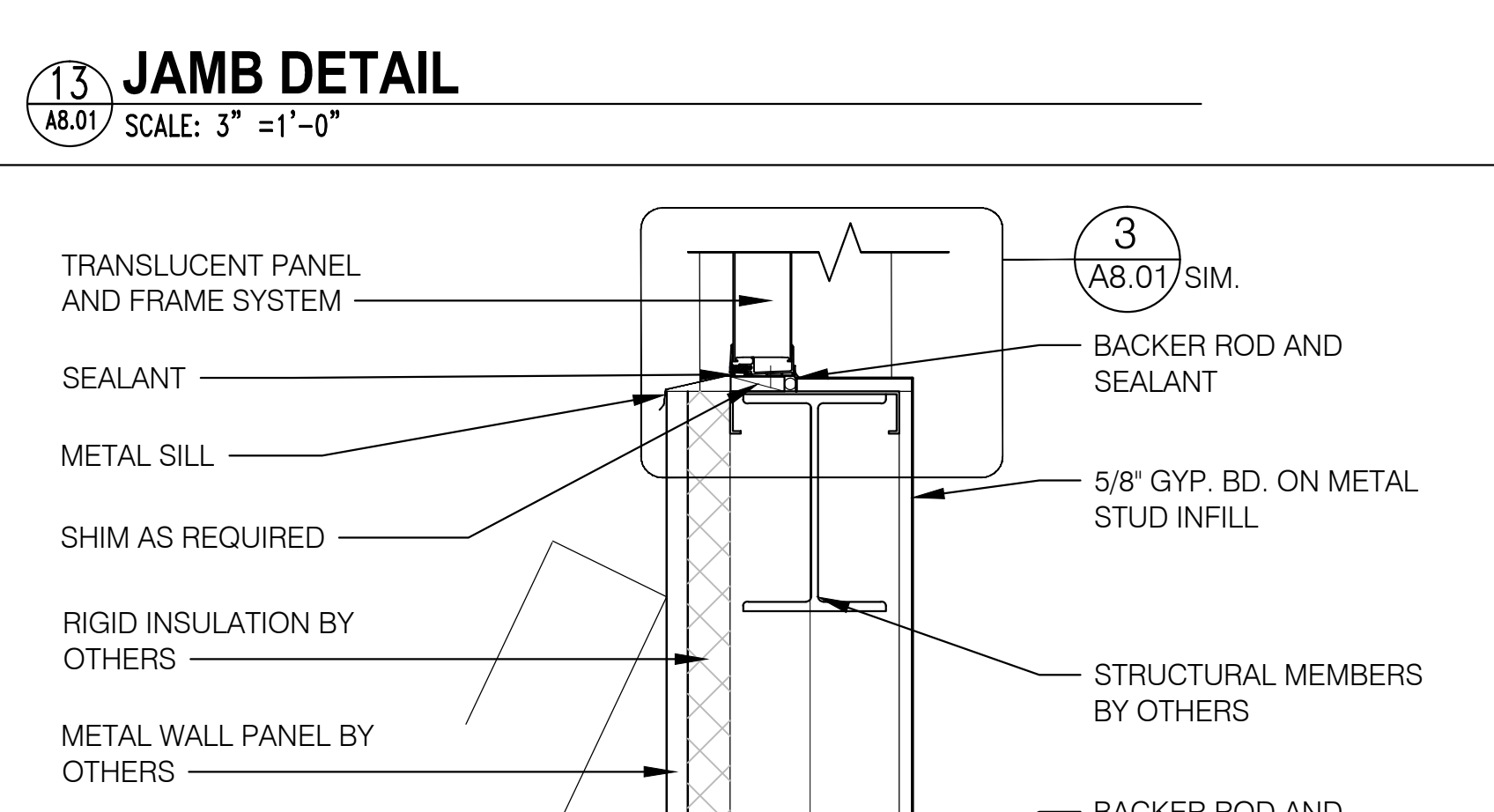
**11 JAMB DETAIL**  
SCALE: 3" = 1'-0"



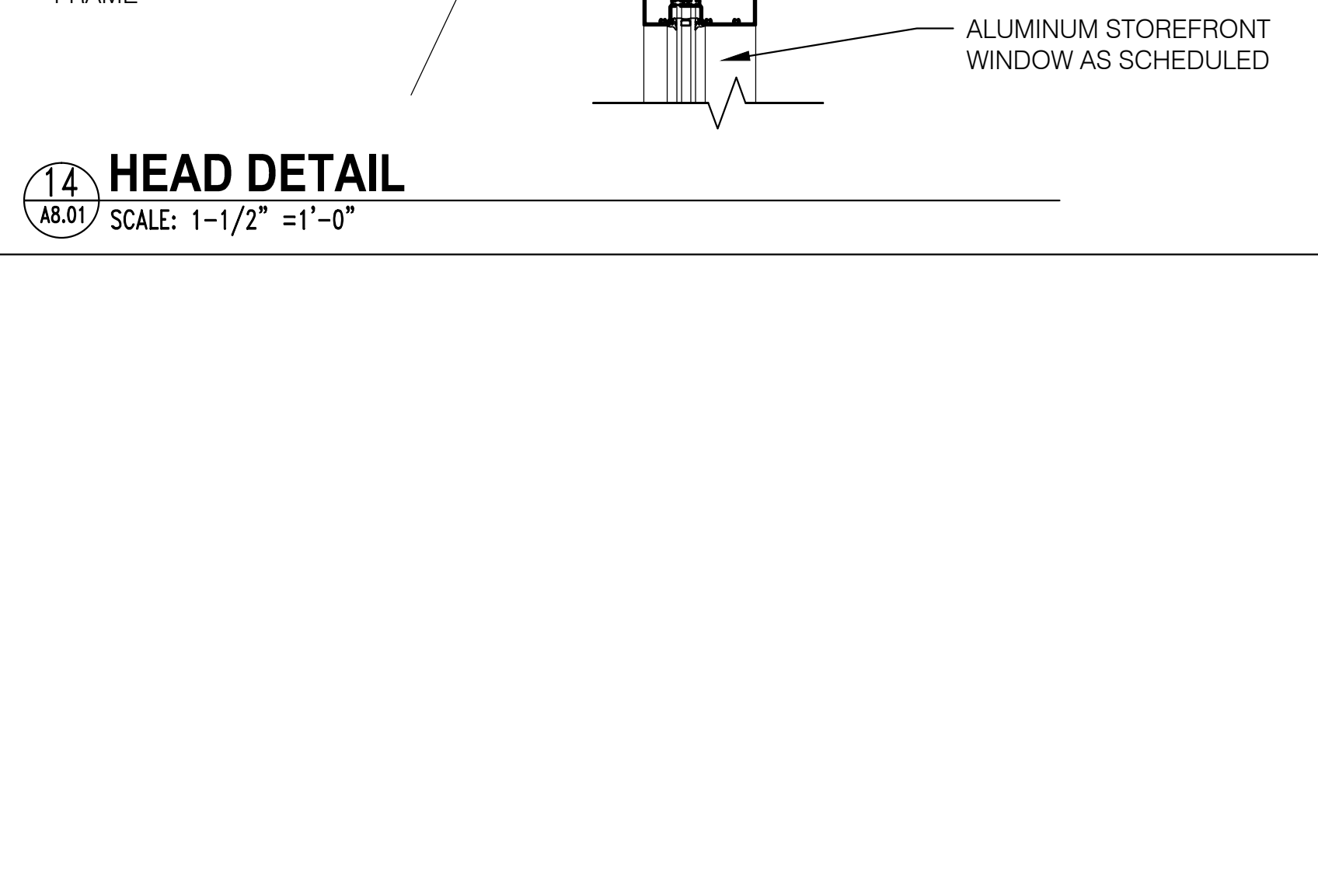
**12 HEAD DETAIL**  
SCALE: 3" = 1'-0"



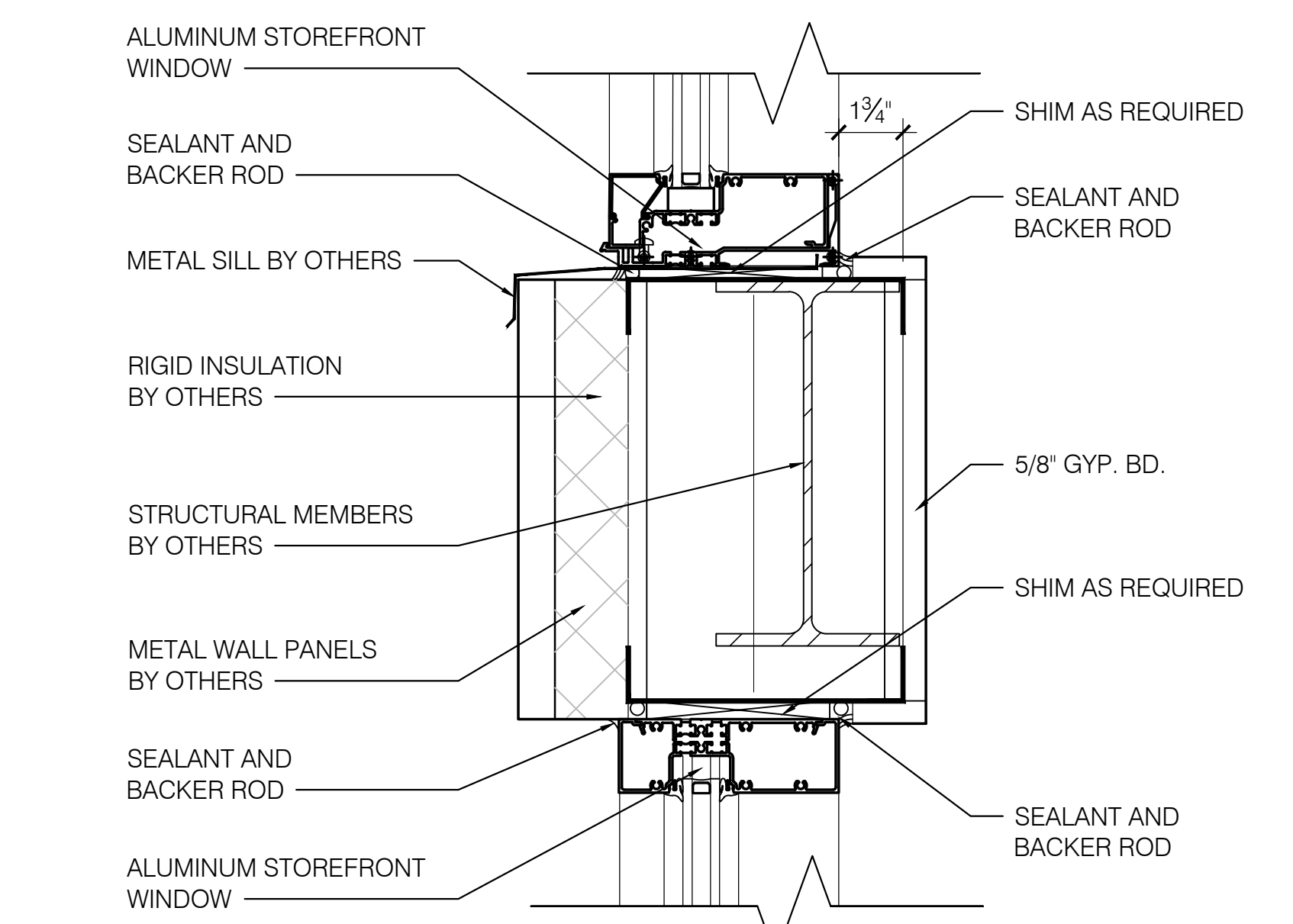
**13 JAMB DETAIL**  
SCALE: 3" = 1'-0"



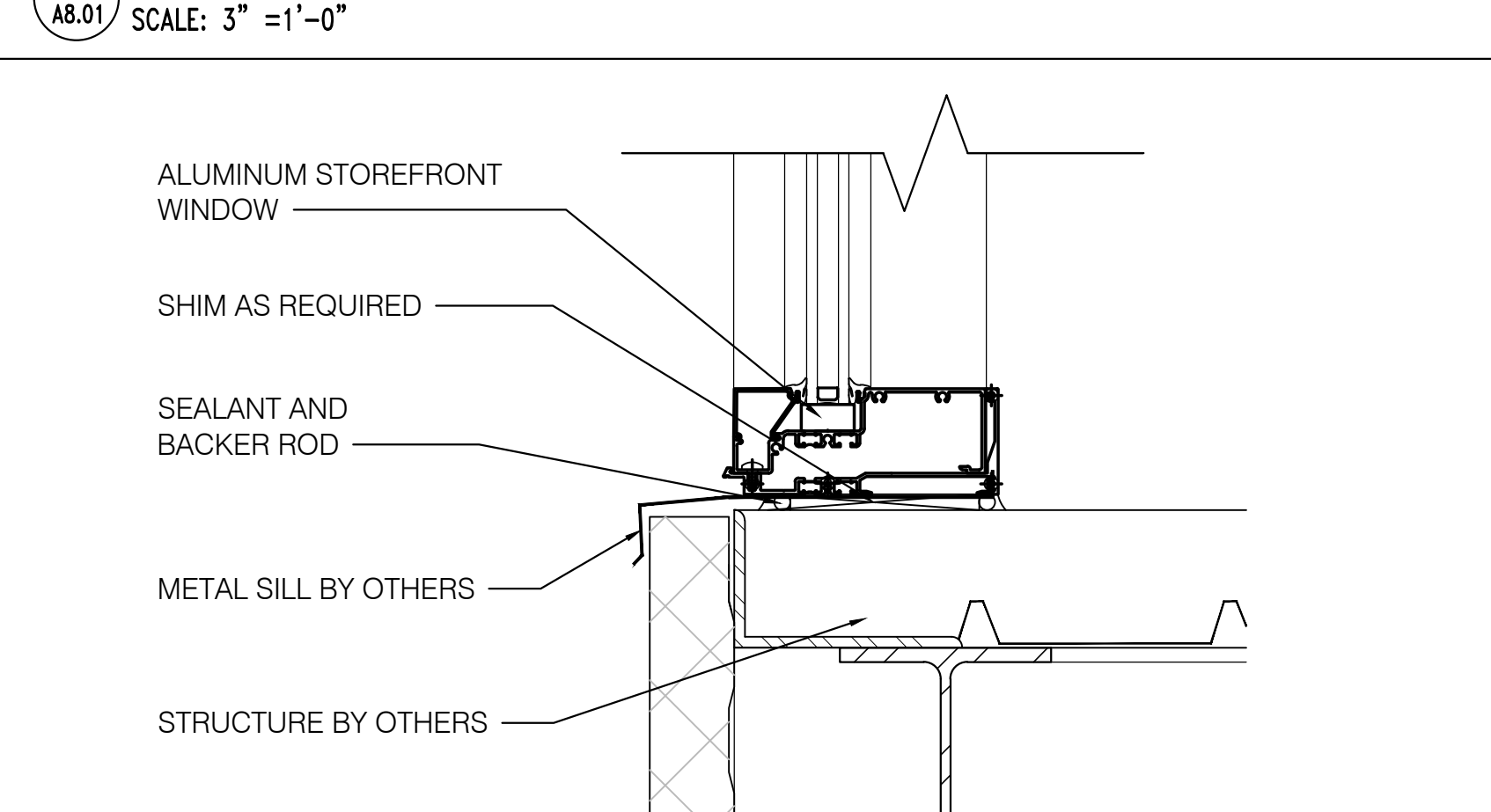
**14 HEAD DETAIL**  
SCALE: 1-1/2" = 1'-0"



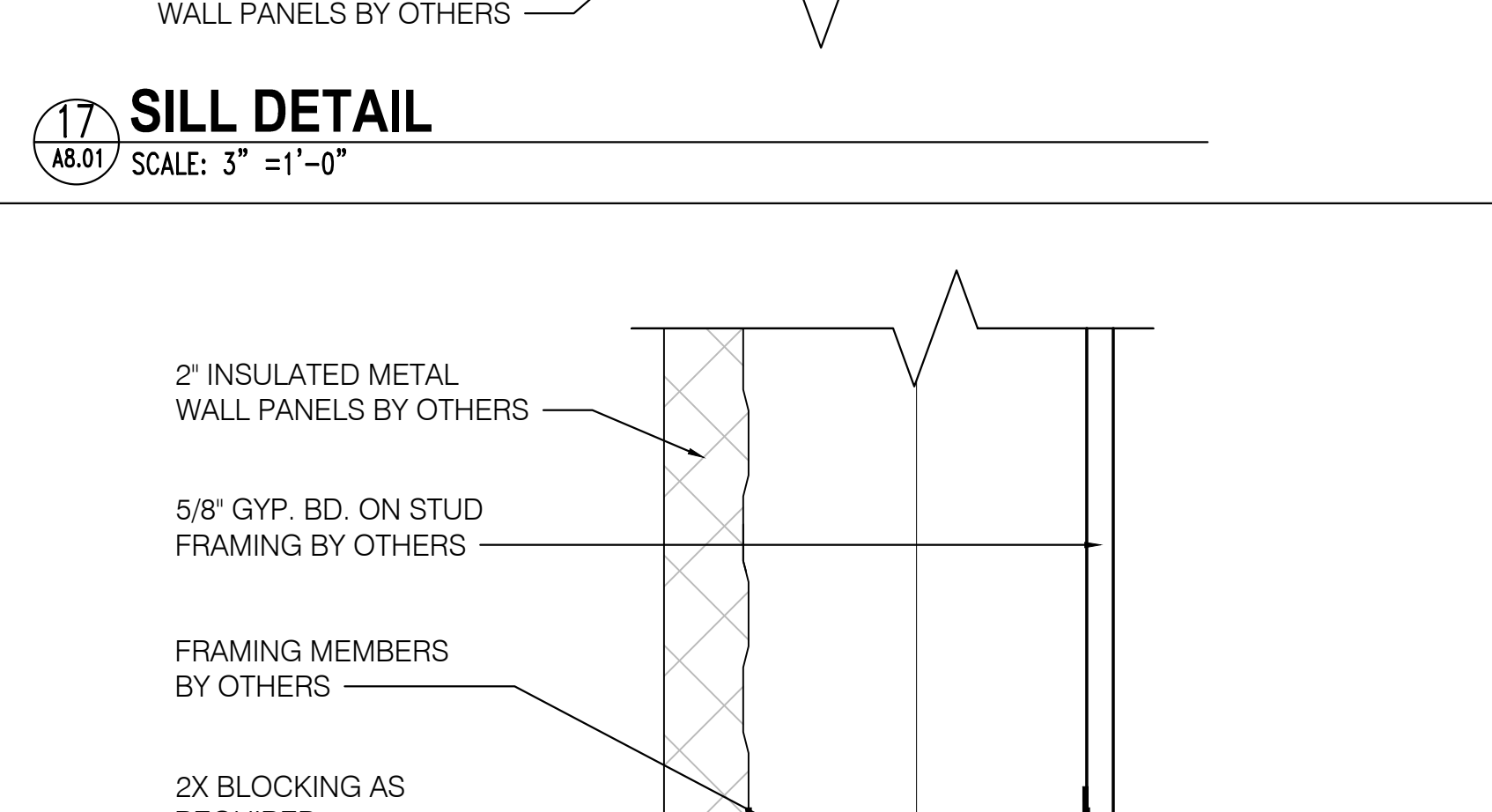
**15 JAMB DETAIL**  
SCALE: 3" = 1'-0"



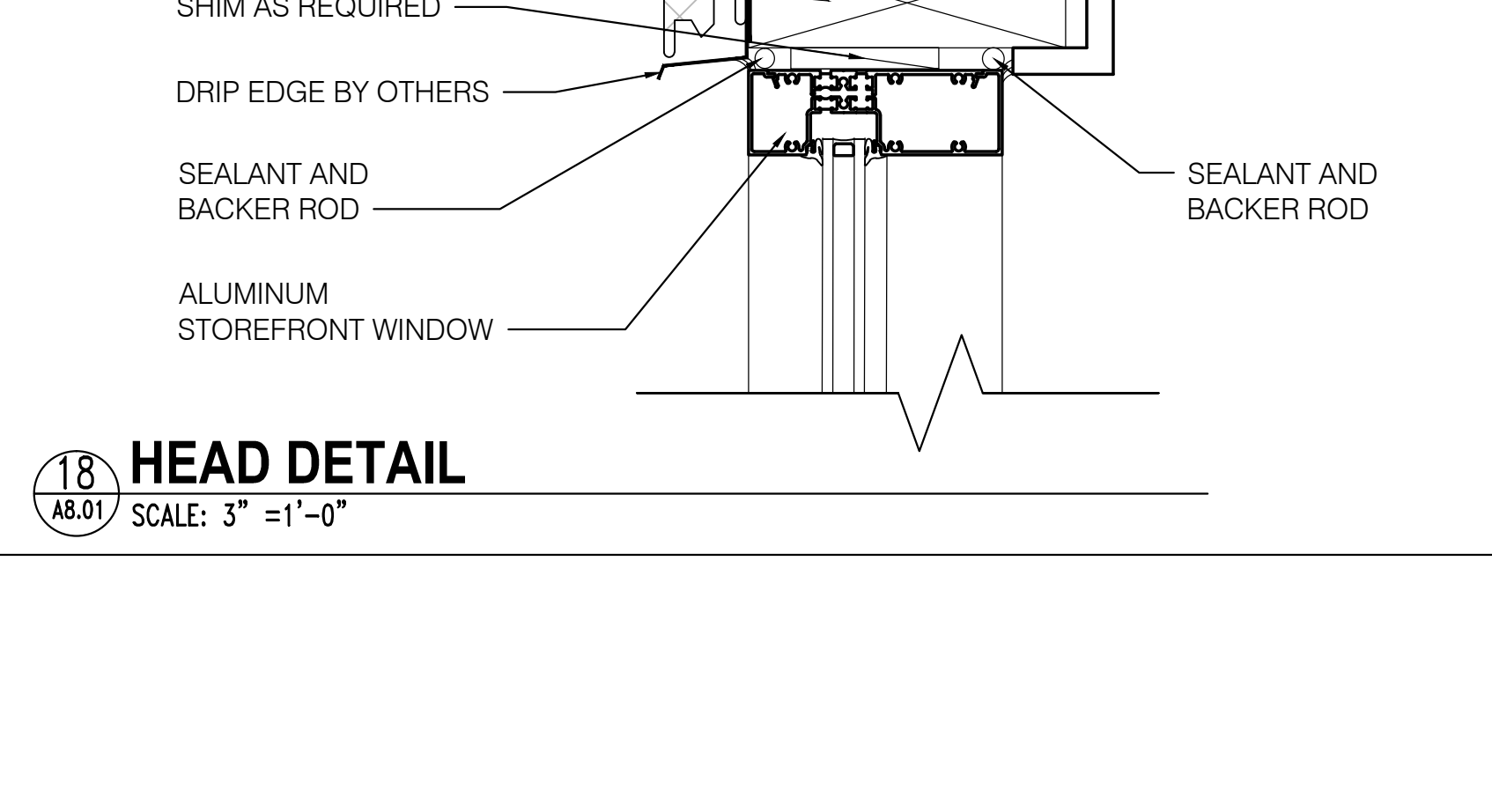
**16 HEAD DETAIL**  
SCALE: 3" = 1'-0"



**17 SILL DETAIL**  
SCALE: 3" = 1'-0"



**18 HEAD DETAIL**  
SCALE: 3" = 1'-0"



**19 HEAD DETAIL**  
SCALE: 3" = 1'-0"

**NOT FOR CONSTRUCTION**

GOODWYN MILLS CAWOOD

2660 EastChase Lane, Suite 200 | Montgomery, AL 36117  
Tel 334.271.3200 | GMCNETWORK.COM

ISSUE DATE	DESCRIPTION
05-27-2016	50% CONSTR. SET
06-27-2016	95% GEN. WORKS

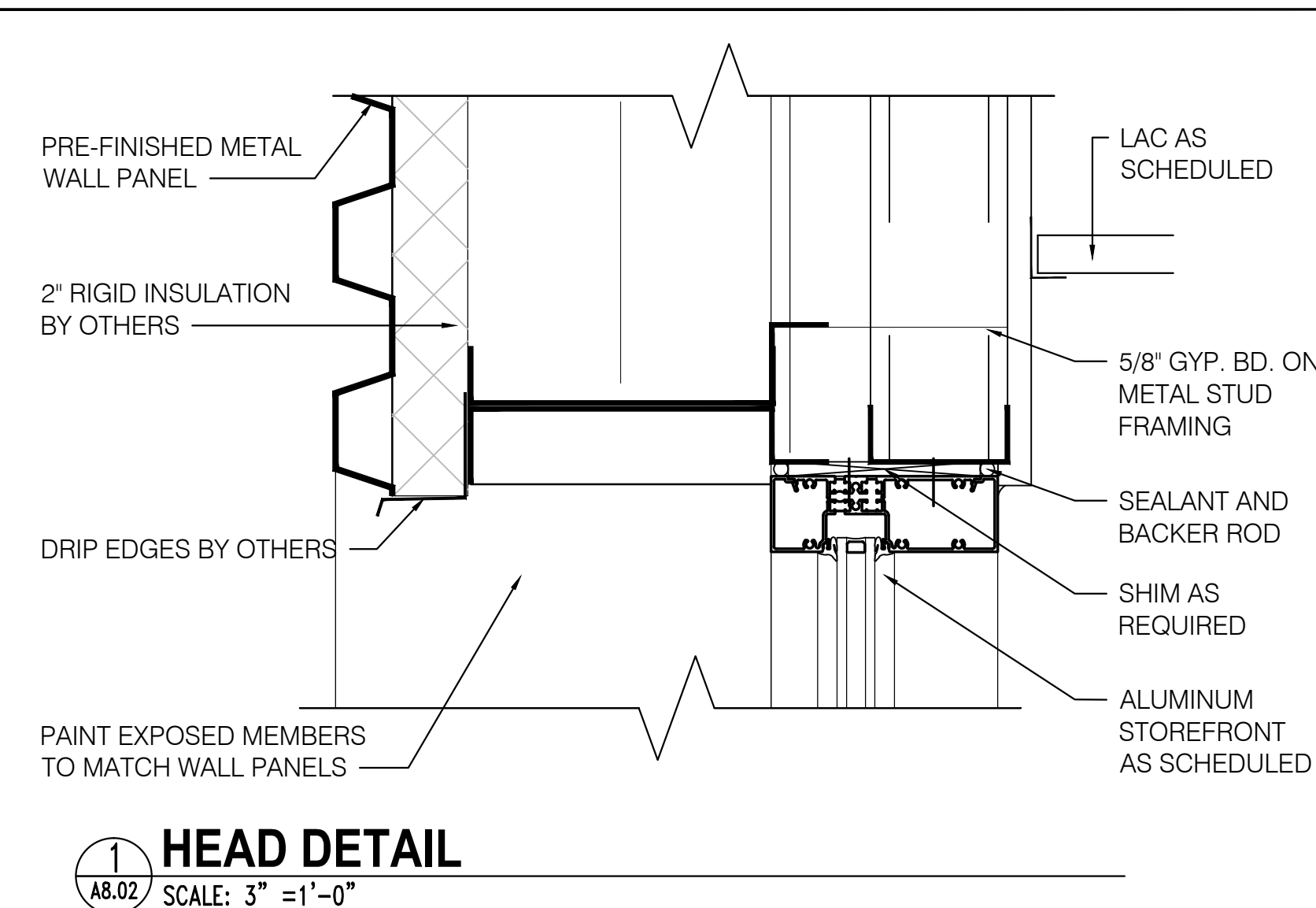
drawn by: \_\_\_\_\_  
checked by: \_\_\_\_\_

**Foley Event Center**  
GENERAL WORKS PACKAGE  
Foley, Alabama

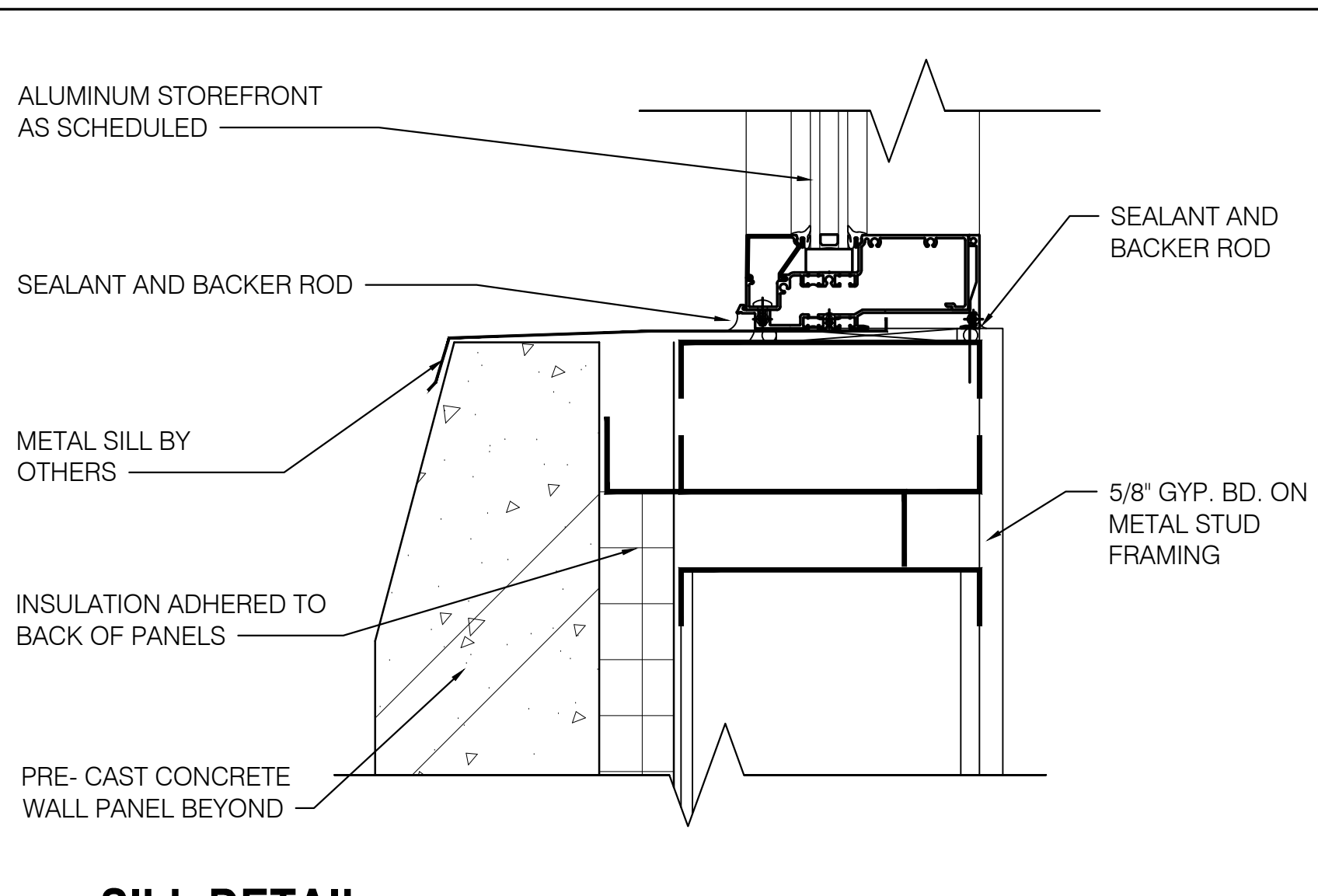
AMGM150099

**WALL DETAILS**

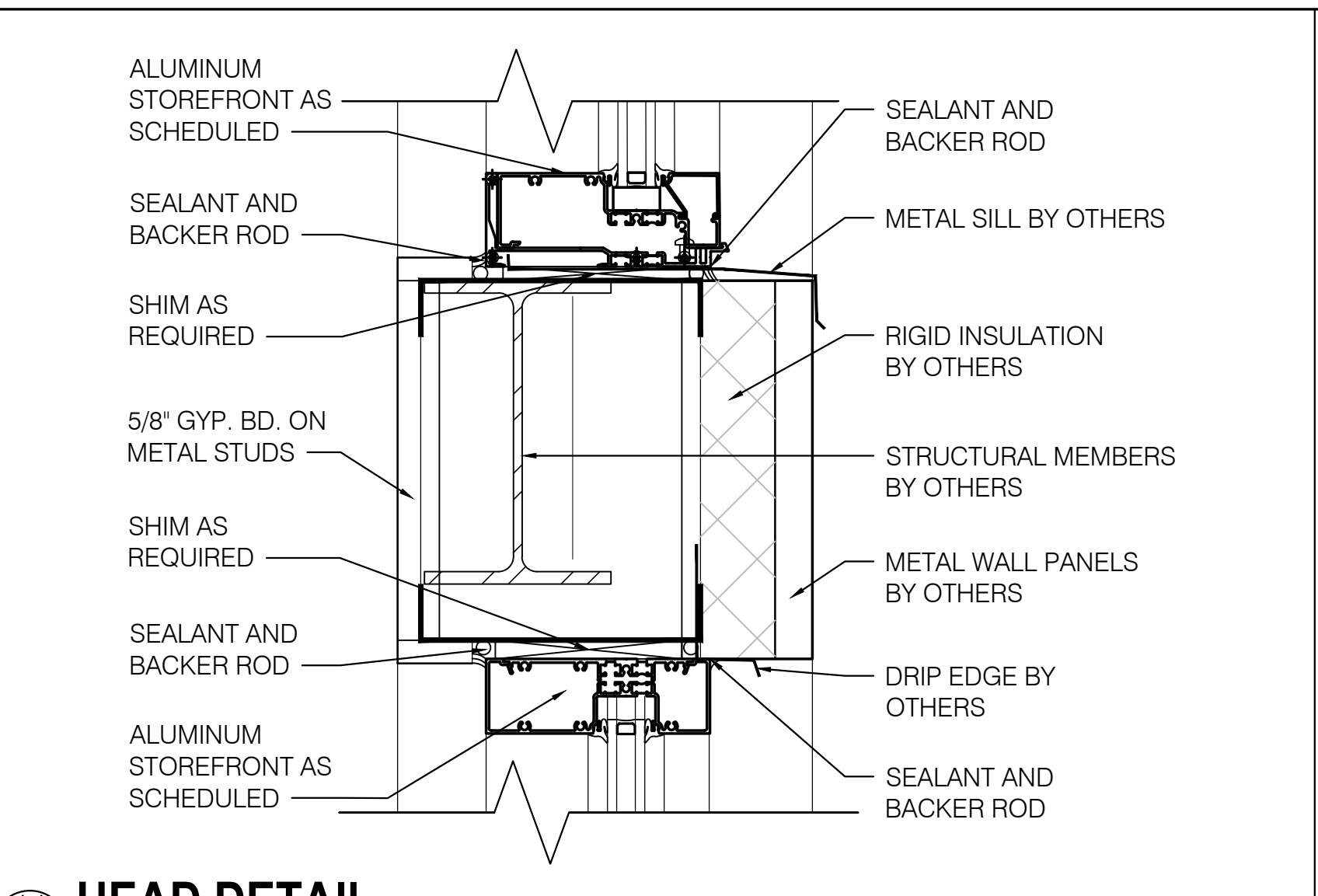
**A8.01**  
Sheet of 000




1 HEAD DETAIL  
A8.02 SCALE: 3" = 1'-0"



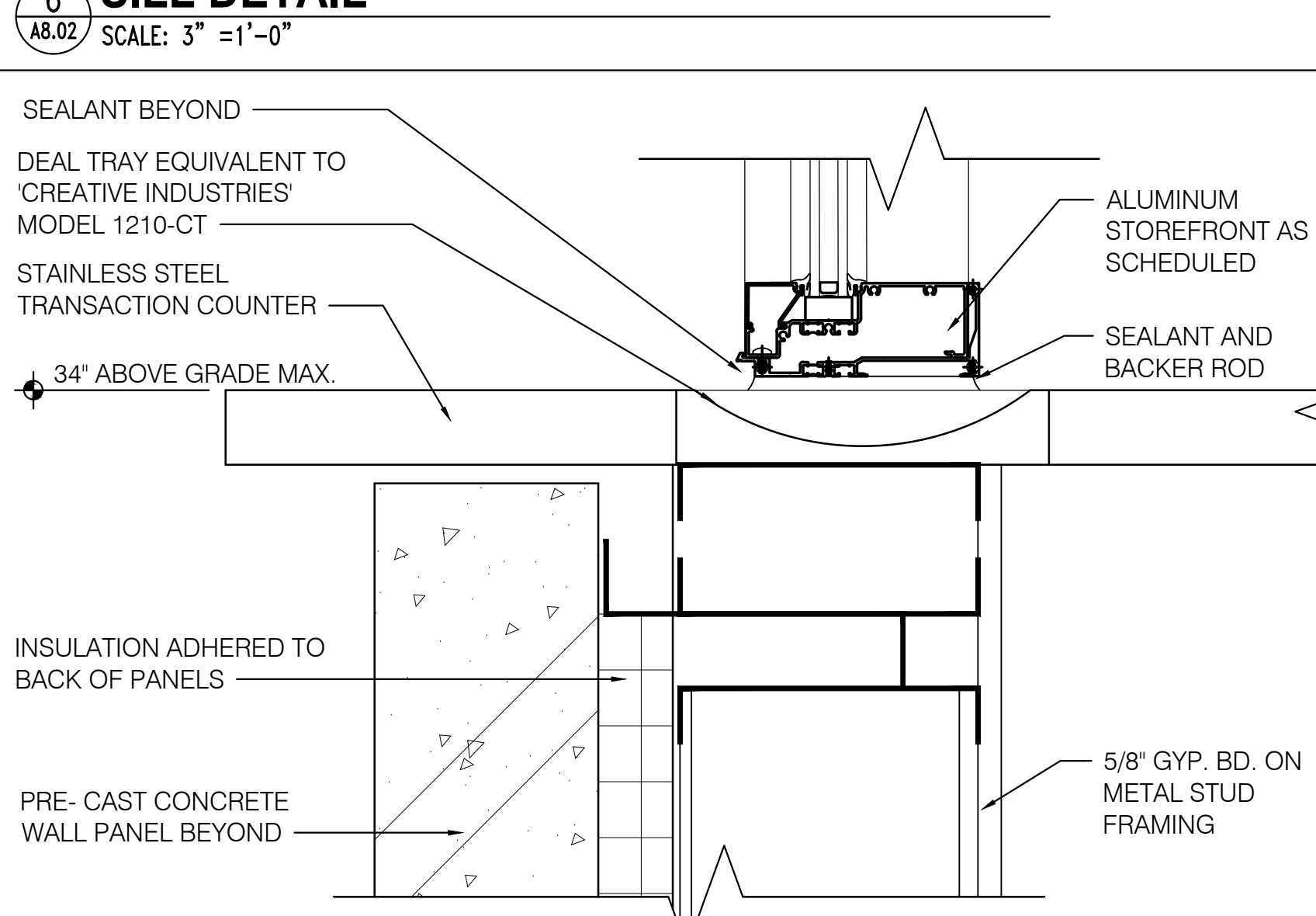
6 SILL DETAIL  
A8.02 SCALE: 3" = 1'-0"



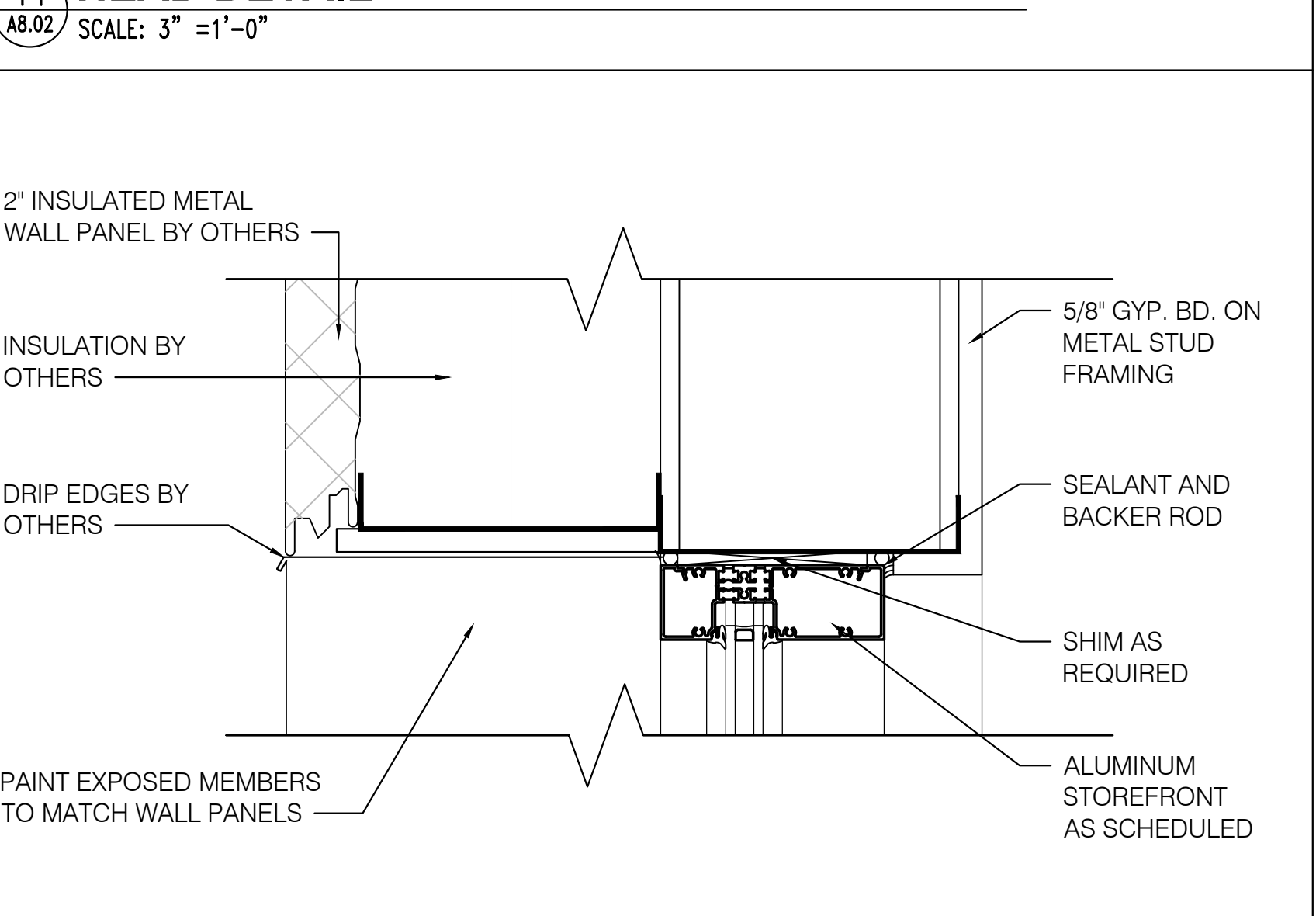
11 HEAD DETAIL  
A8.02 SCALE: 3" = 1'-0"



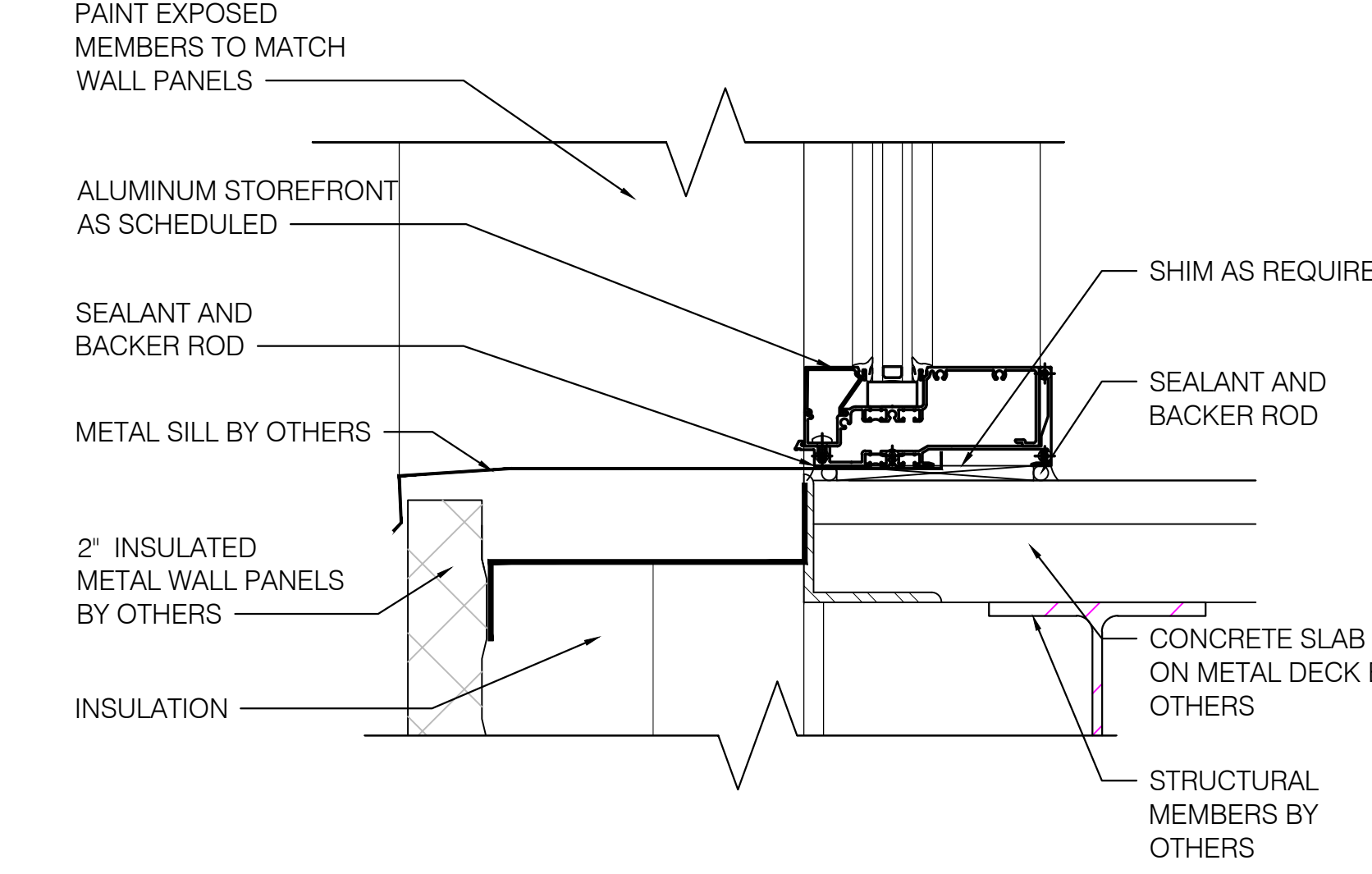
2 JAMB DETAIL  
A8.02 SCALE: 3" = 1'-0"



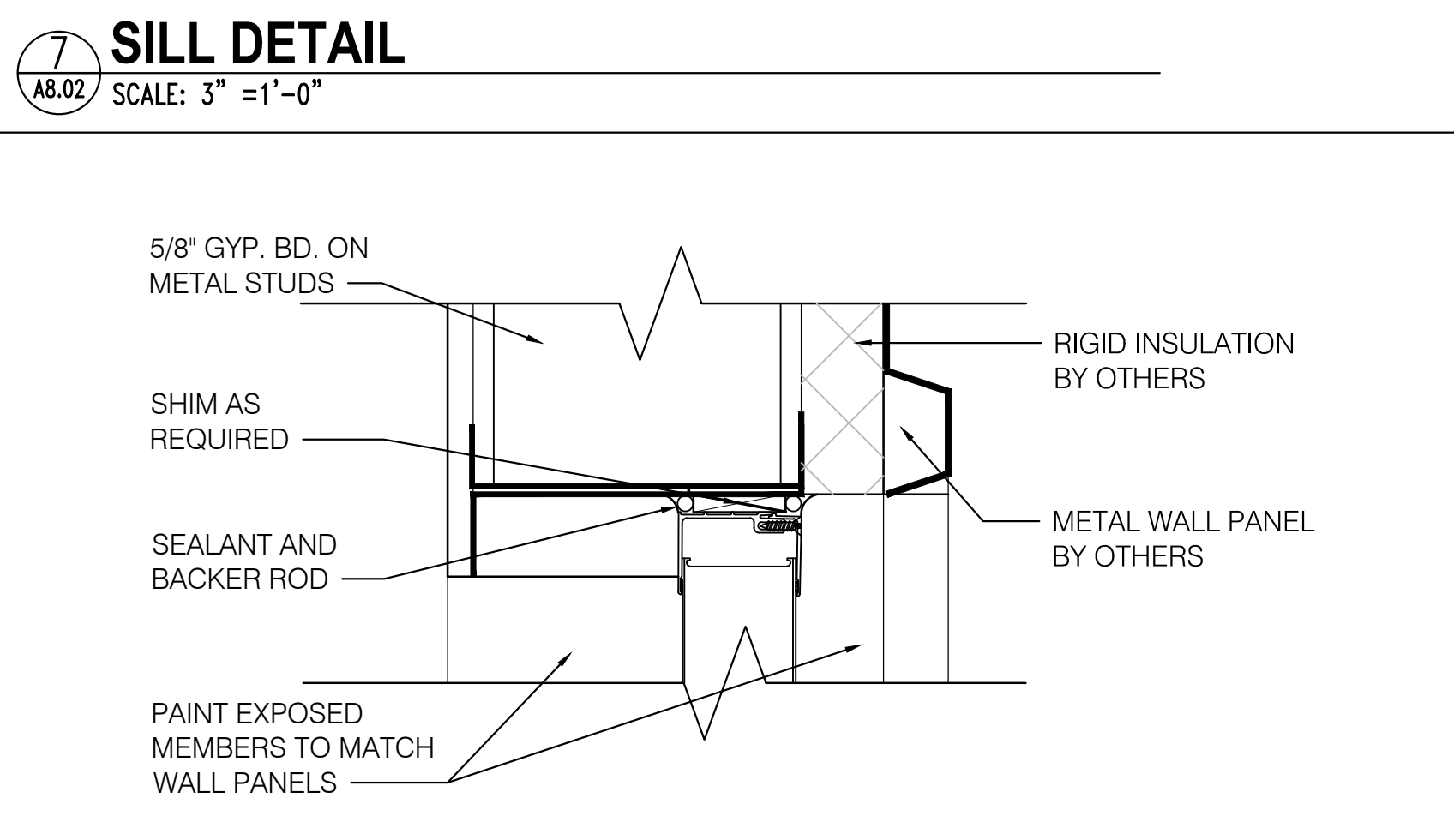
7 SILL DETAIL  
A8.02 SCALE: 3" = 1'-0"




12 HEAD DETAIL  
A8.02 SCALE: 3" = 1'-0"



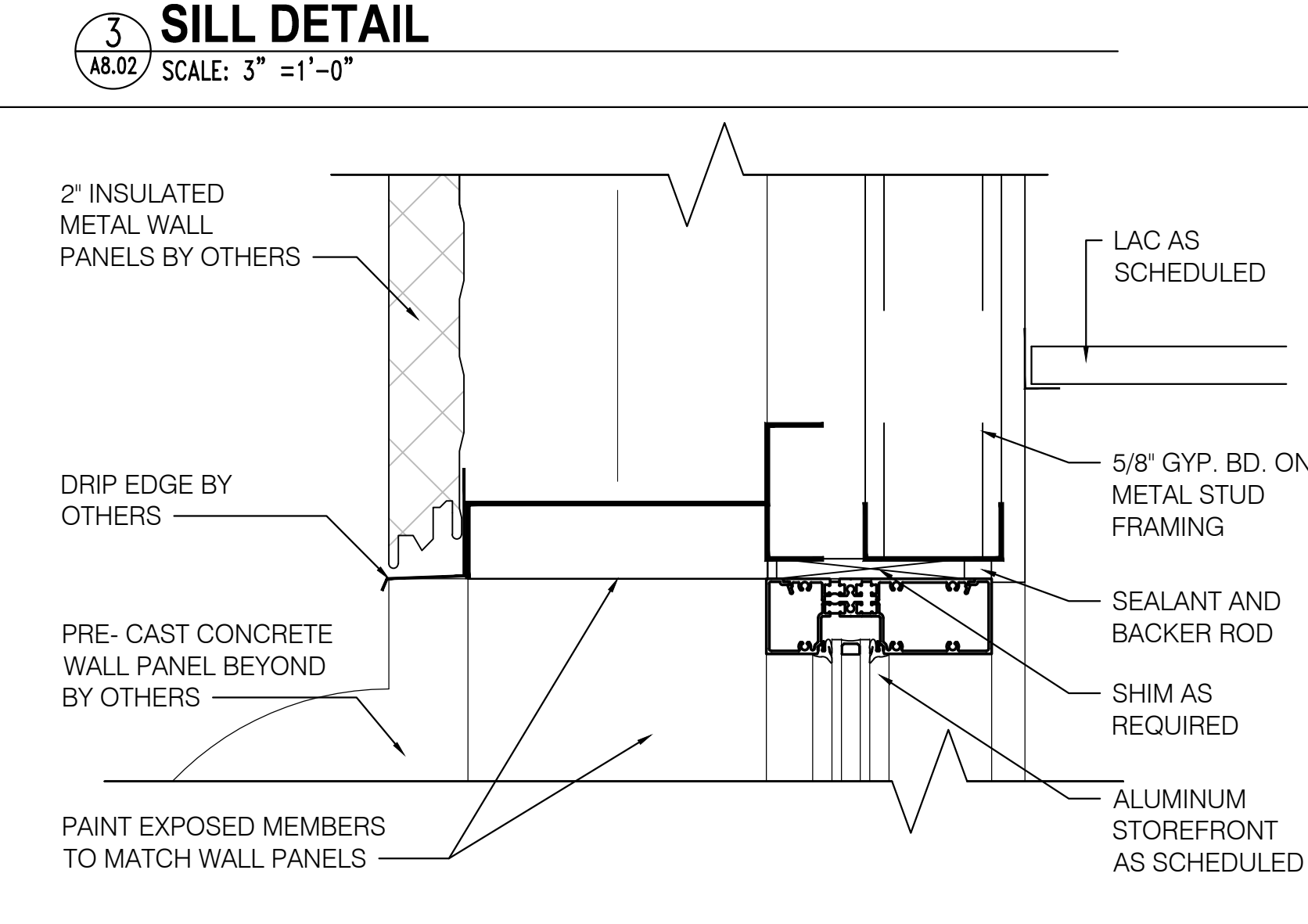
3 SILL DETAIL  
A8.02 SCALE: 3" = 1'-0"




8 HEAD DETAIL  
A8.02 SCALE: 3" = 1'-0"




13 HEAD DETAIL  
A8.02 SCALE: 3" = 1'-0"



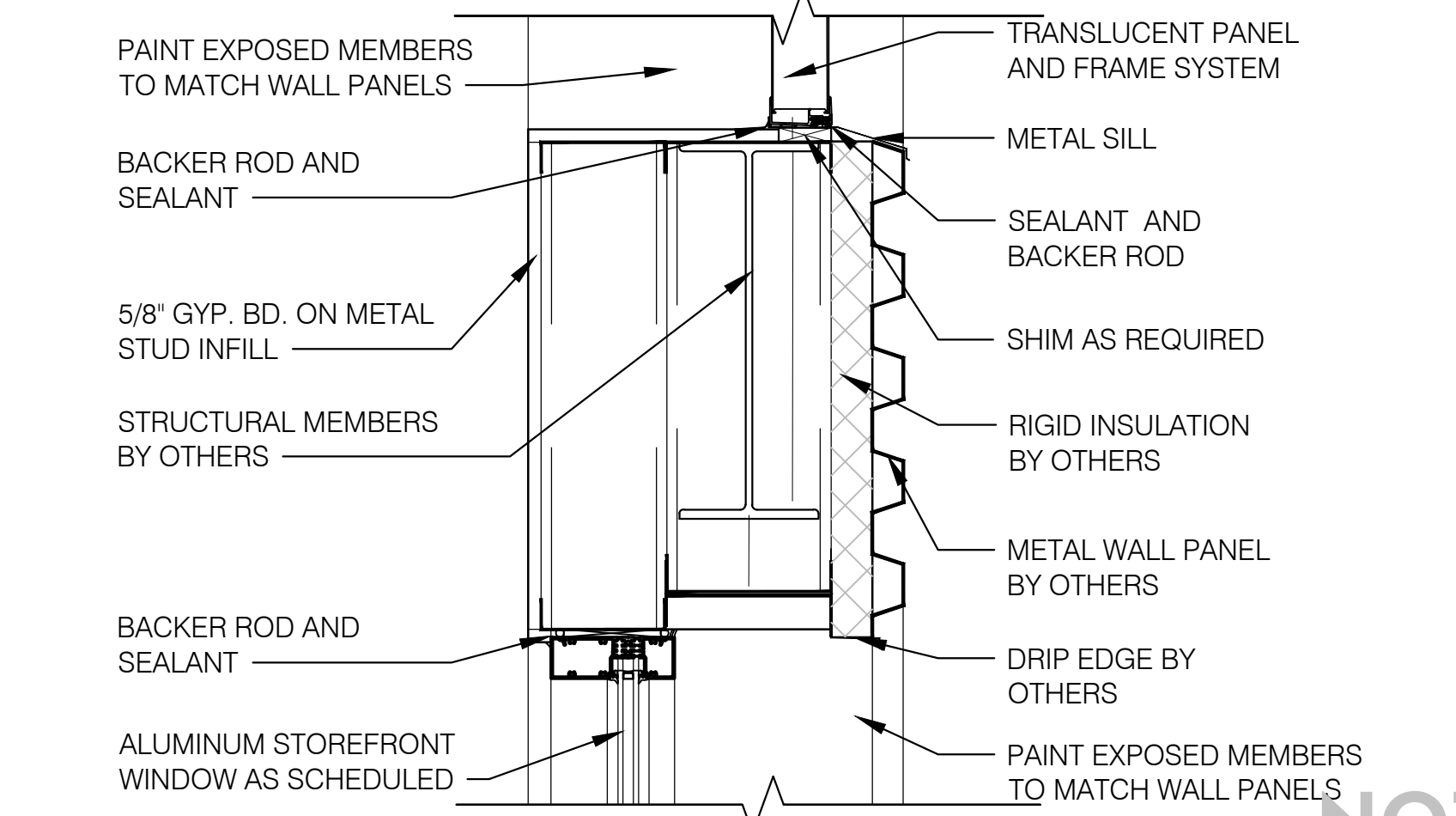
4 HEAD DETAIL  
A8.02 SCALE: 3" = 1'-0"



9 HEAD DETAIL  
A8.02 SCALE: 3" = 1'-0"



5 JAMB DETAIL  
A8.02 SCALE: 3" = 1'-0"



10 HEAD DETAIL  
A8.02 SCALE: 1-1/2" = 1'-0"

NOT FOR CONSTRUCTION

**NOT FOR CONSTRUCTION**

GOODWYN MILLS | CAWOOD

2660 EastChase Lane, Suite 200 | Montgomery, AL 36117  
Tel 334.271.3200 | GMCNETWORK.COM

G

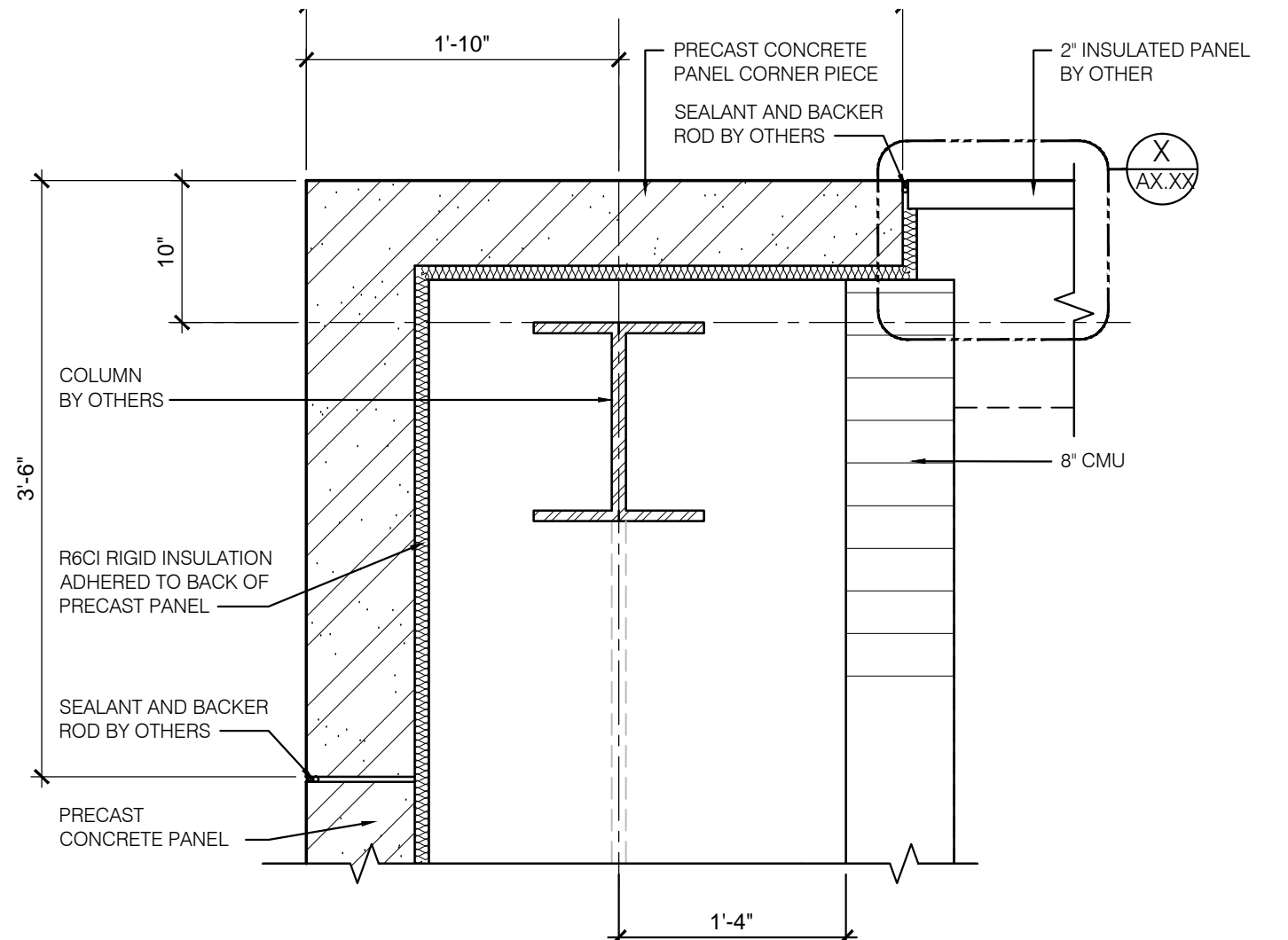
ISSUE DATE	50% CONSTR. SET	95% GEN. WORKS	drawn by	checked by
	05.27.2016	06.27.2016		

FOLEY EVENT CENTER  
GENERAL WORKS PACKAGE  
Foley, Alabama  
AMGM150099

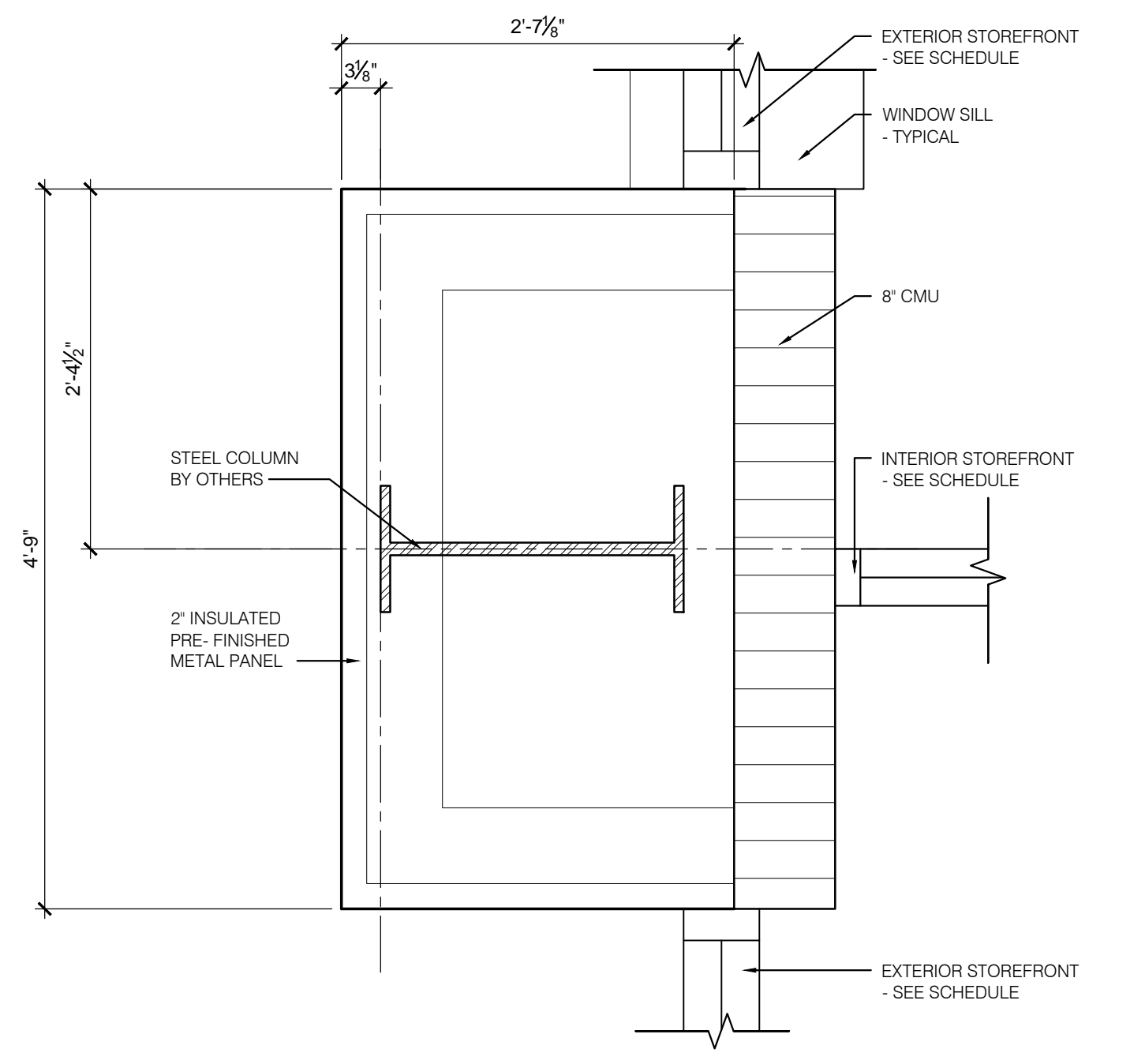
STATE OF ALABAMA  
REGISTERED ARCHITECT  
2022 04 24  
M. MAIZE  
12,000 R.  
REGISTERED

WALL DETAILS

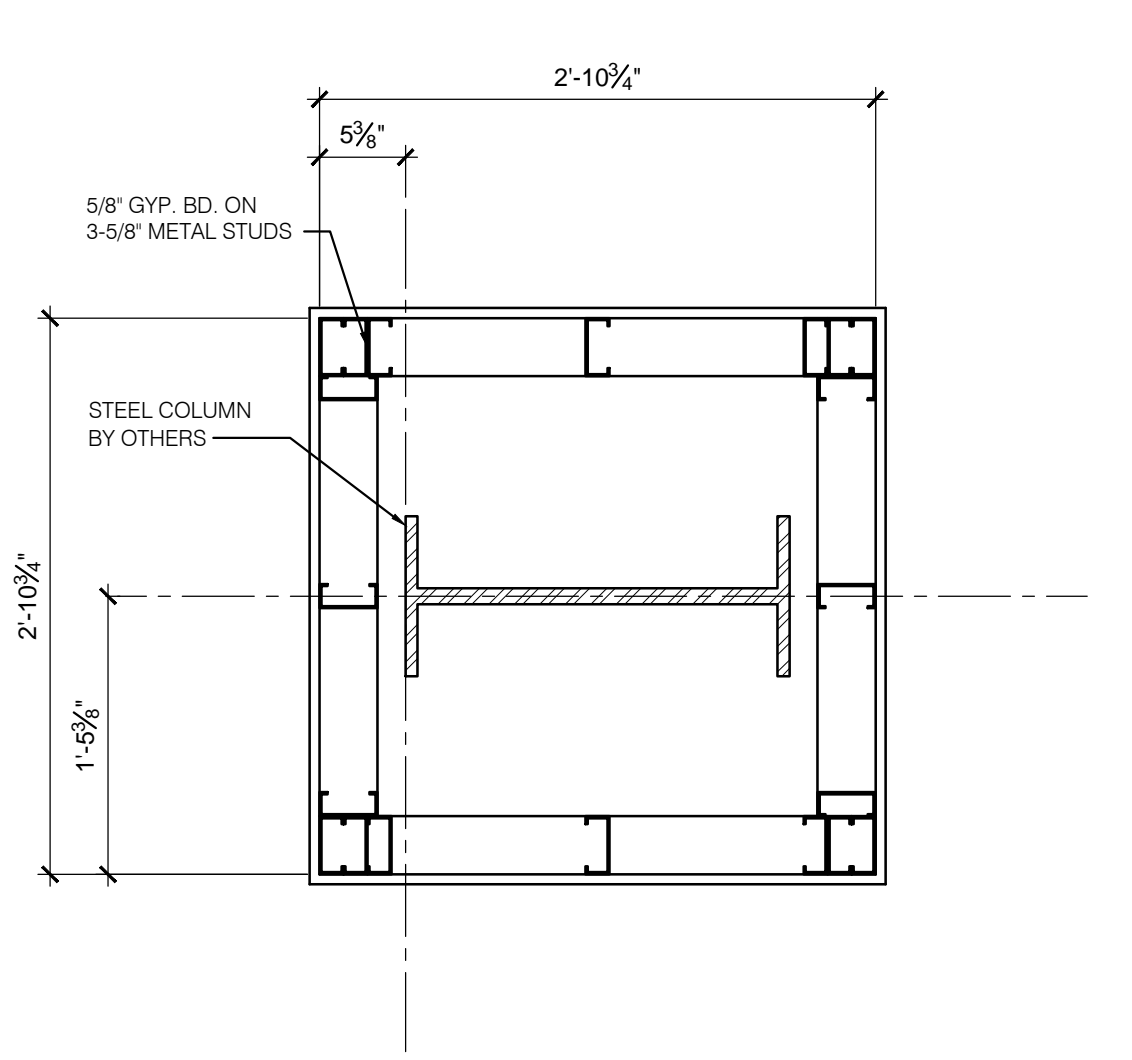
A8.02  
sheet of 000.



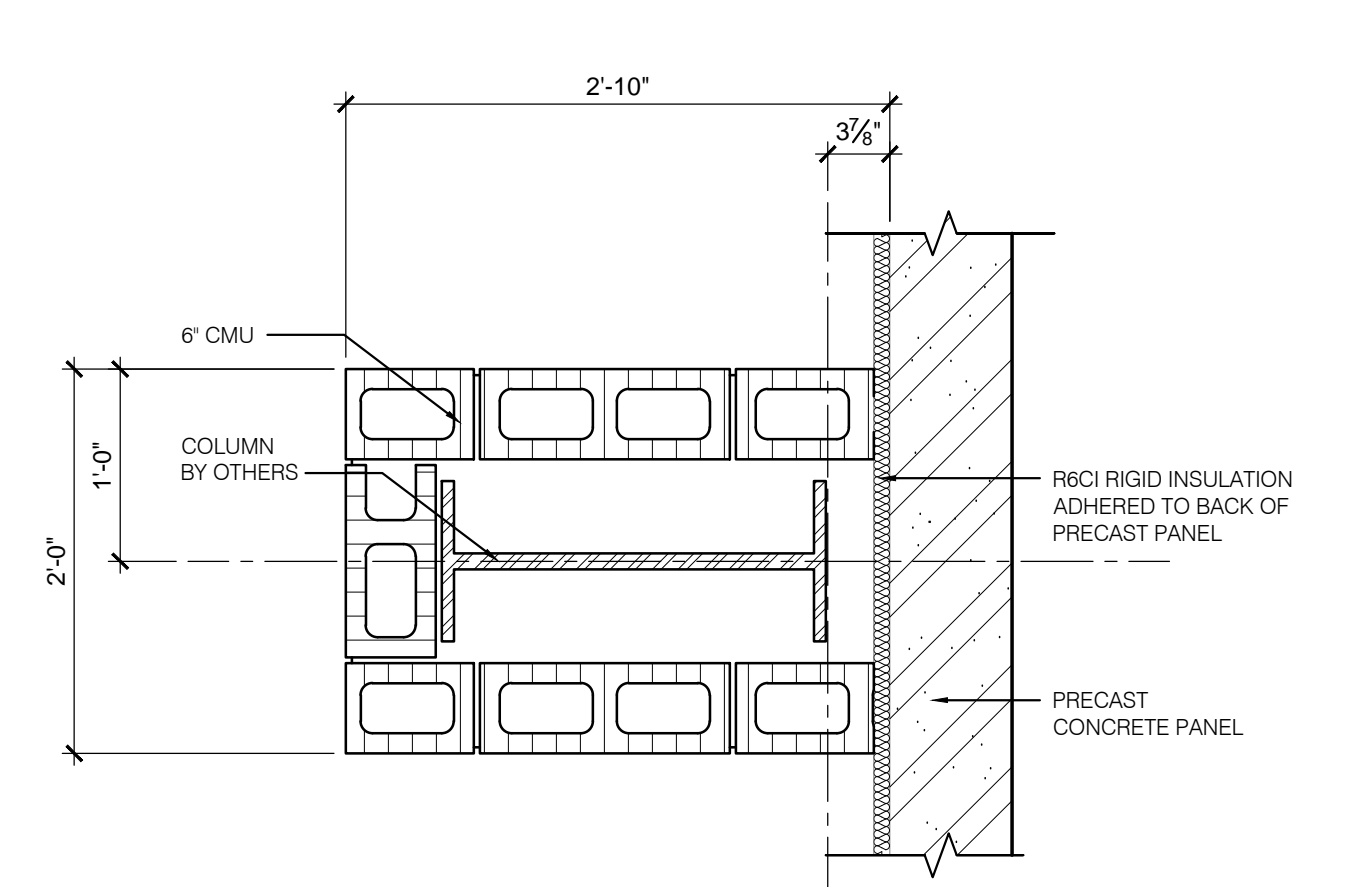
1 PLAN DETAIL  
A8.03 SCALE: 1" = 1'-0"



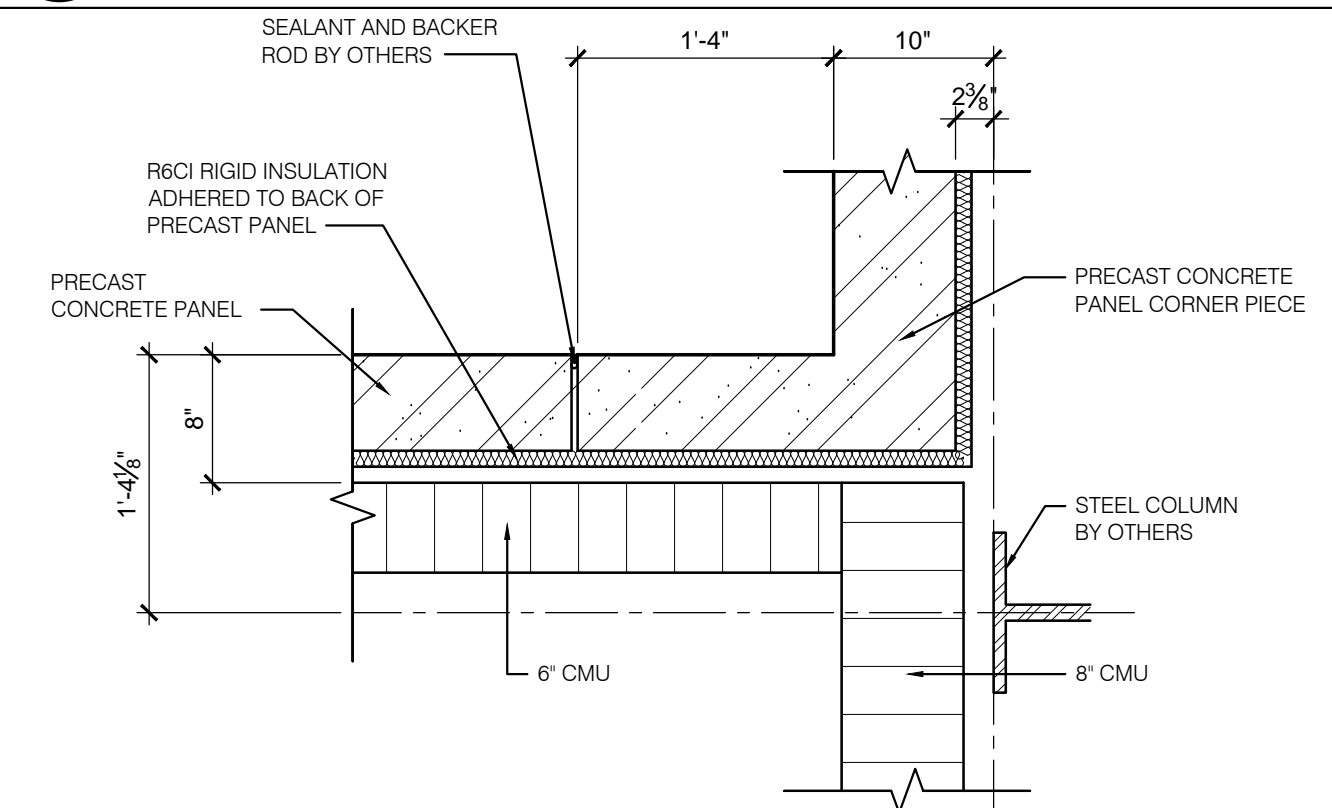
6 PLAN DETAIL  
A8.03 SCALE: 1" = 1'-0"



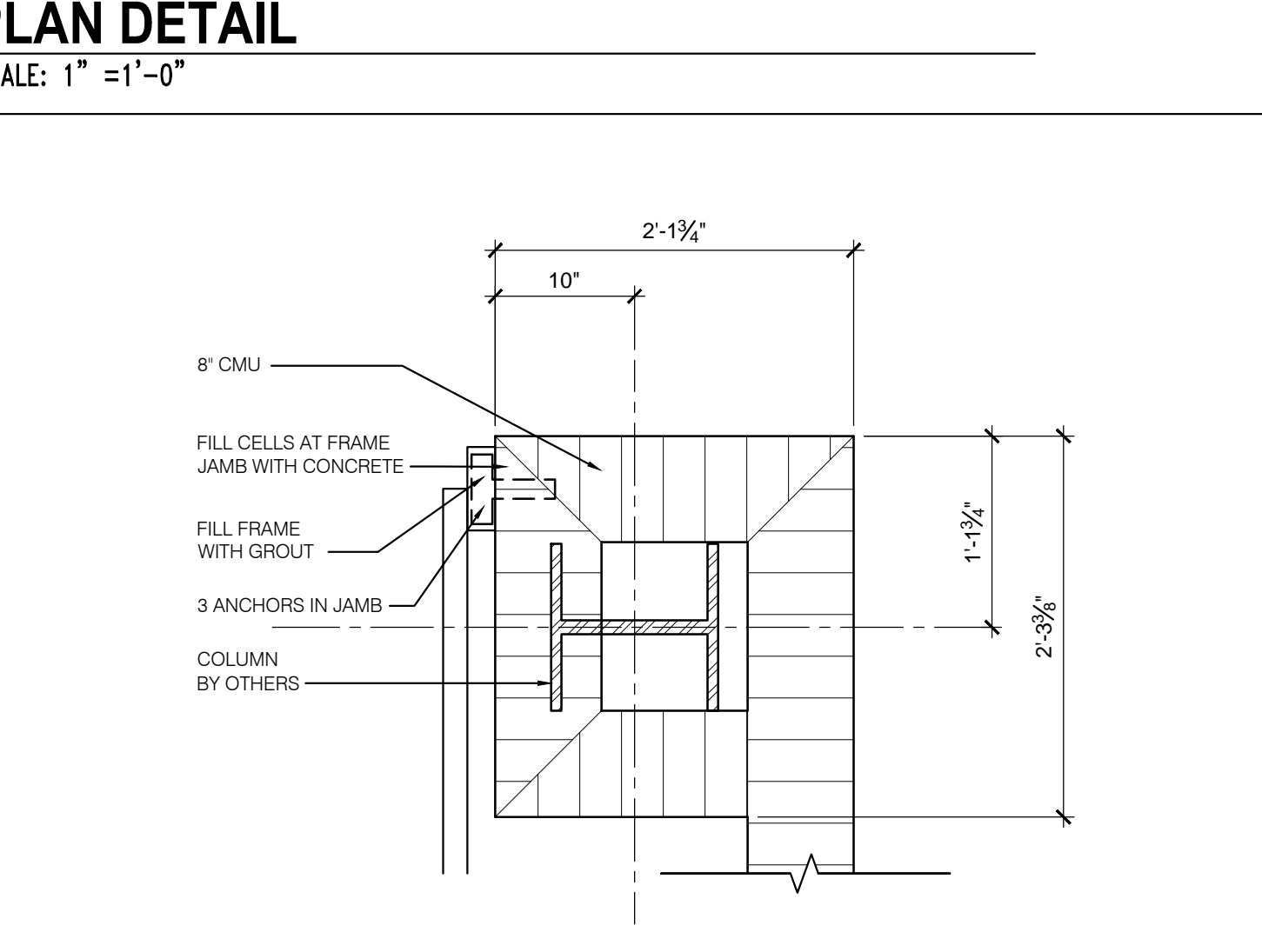
10 PLAN DETAIL  
A8.03 SCALE: 1" = 1'-0"



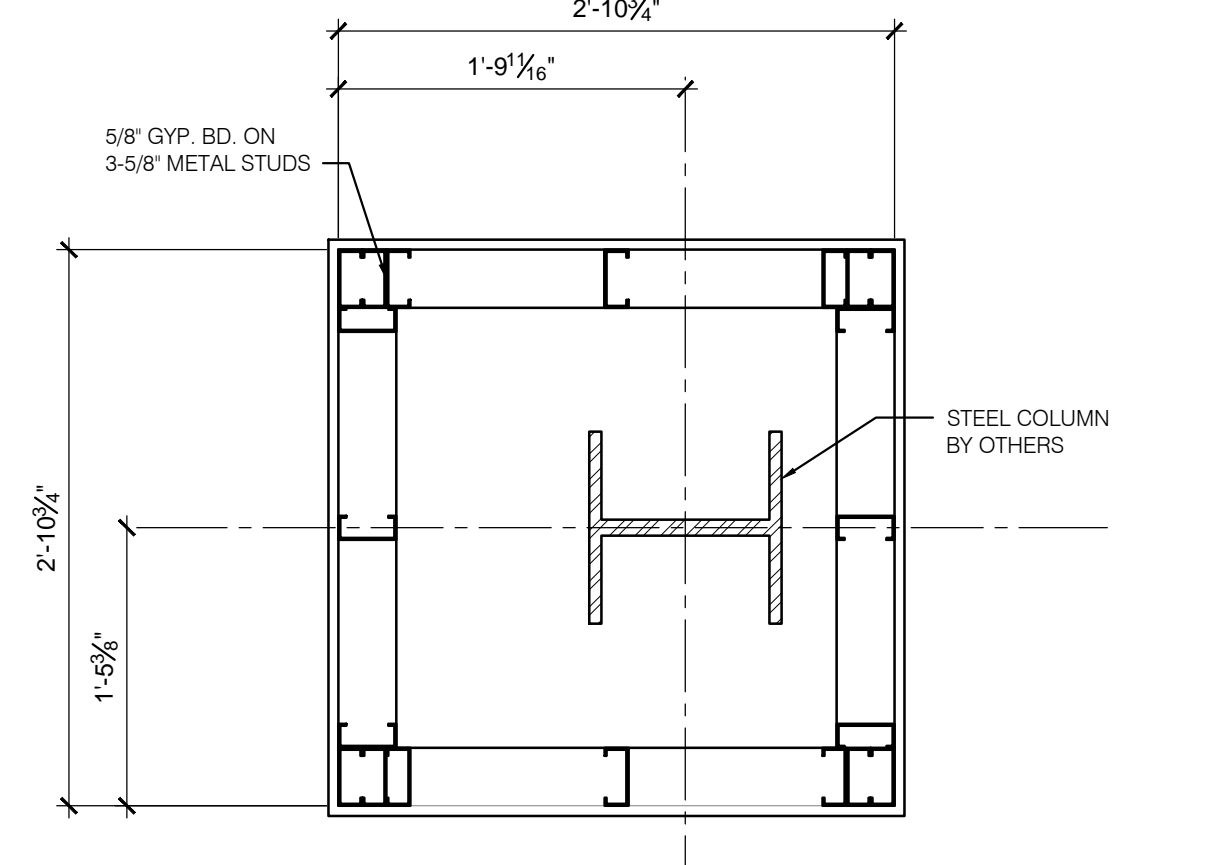
14 PLAN DETAIL  
A8.03 SCALE: 1" = 1'-0"



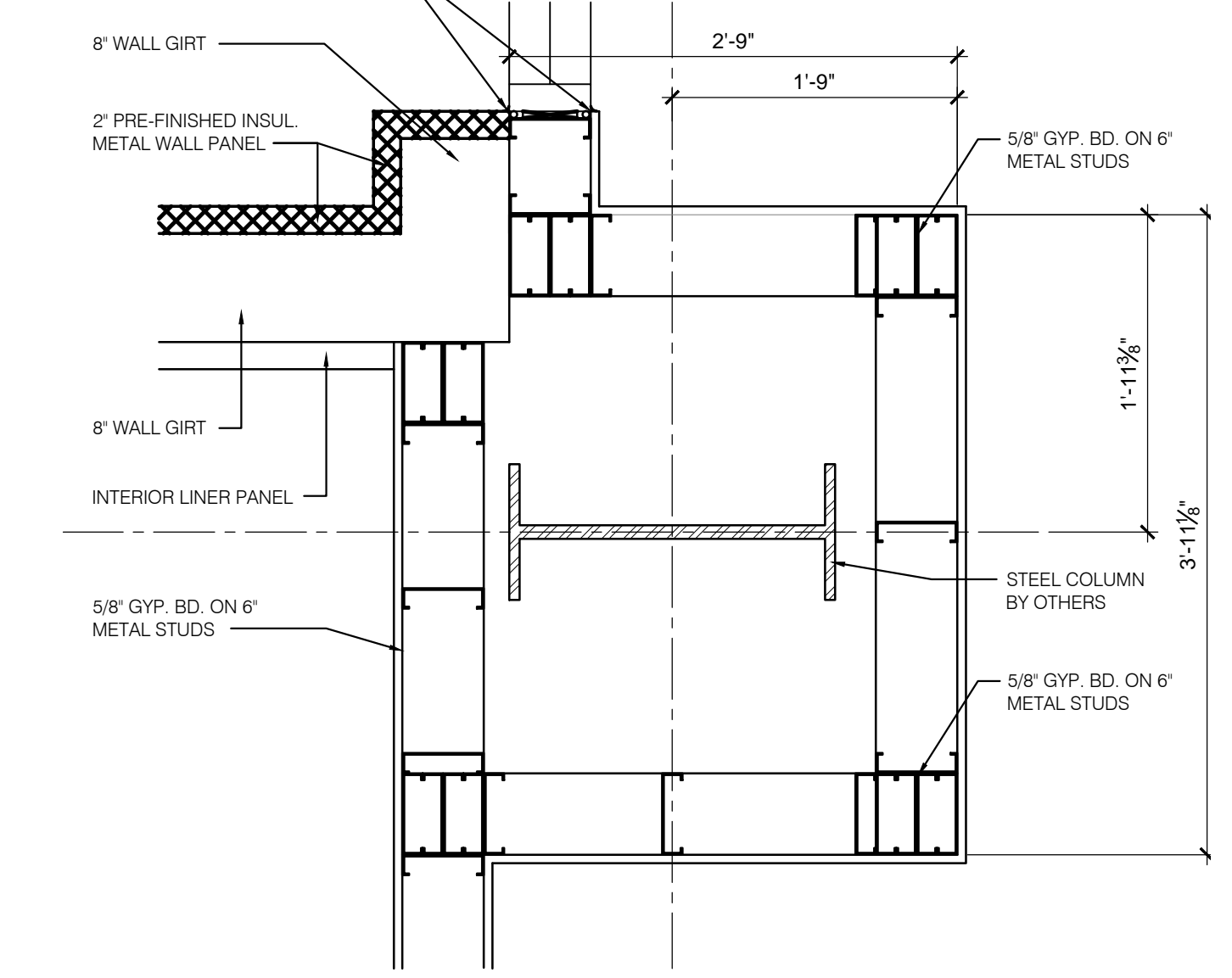
2 PLAN DETAIL  
A8.03 SCALE: 1" = 1'-0"



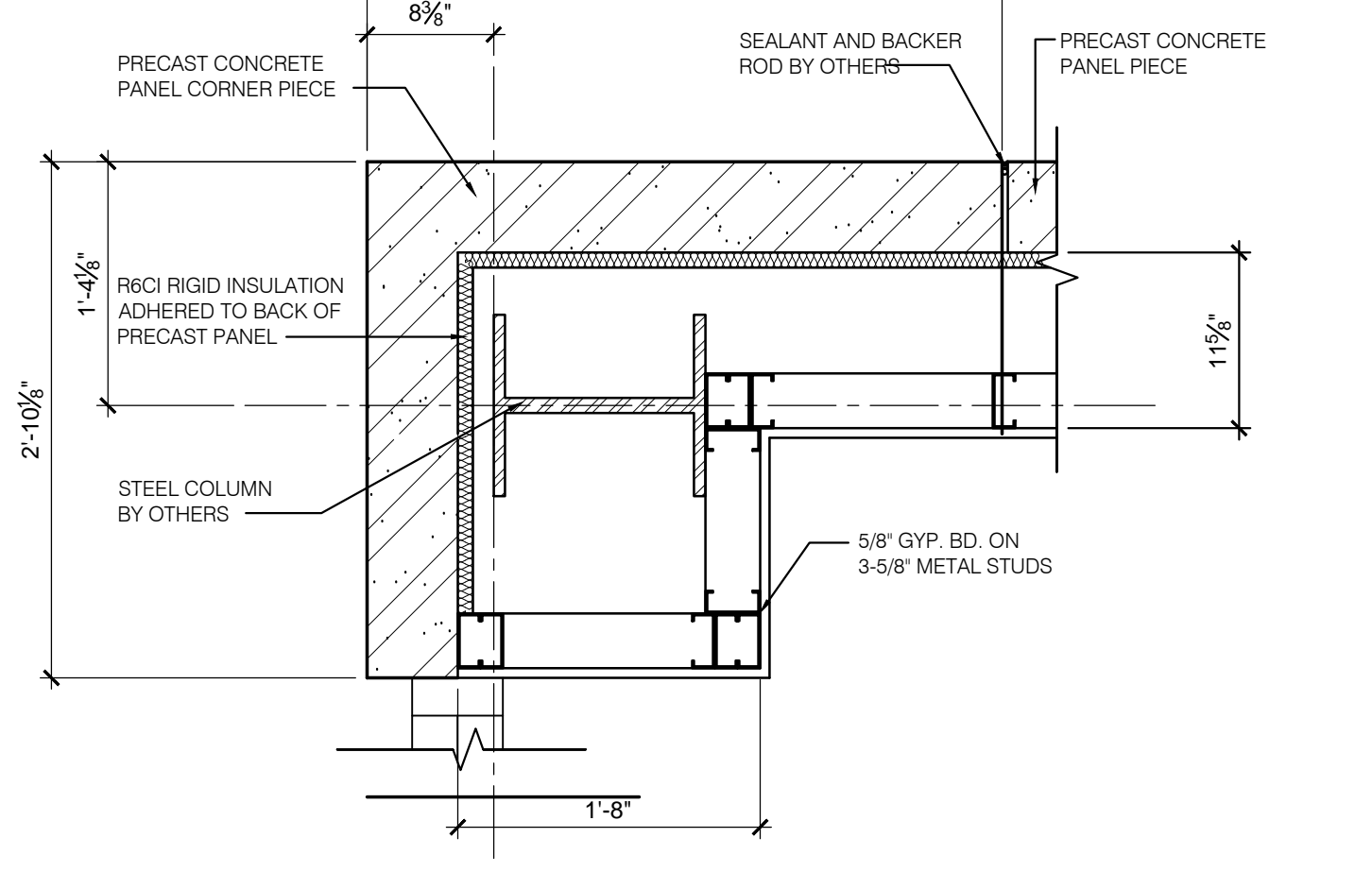
7 PLAN DETAIL  
A8.03 SCALE: 1" = 1'-0"



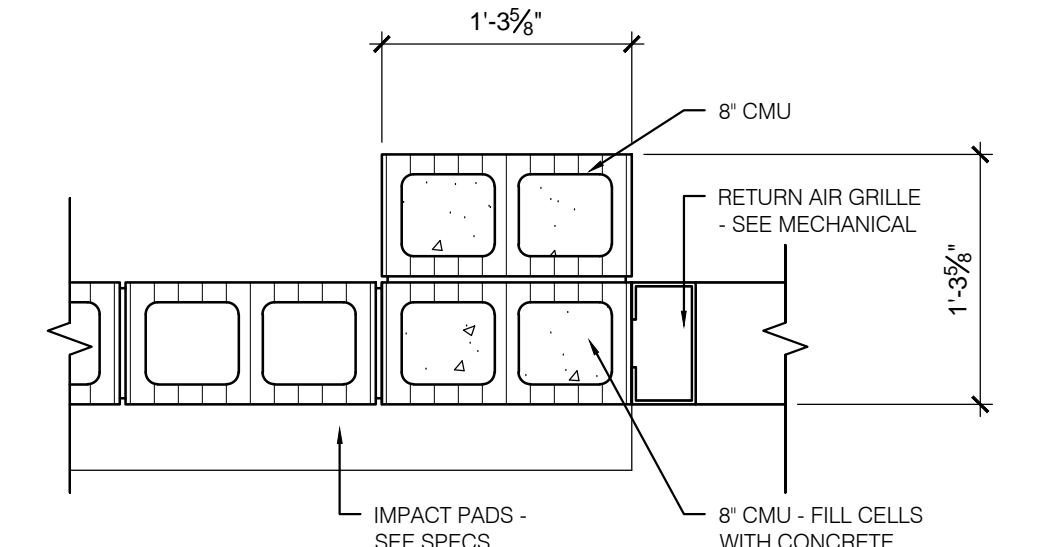
11 PLAN DETAIL  
A8.03 SCALE: 1" = 1'-0"



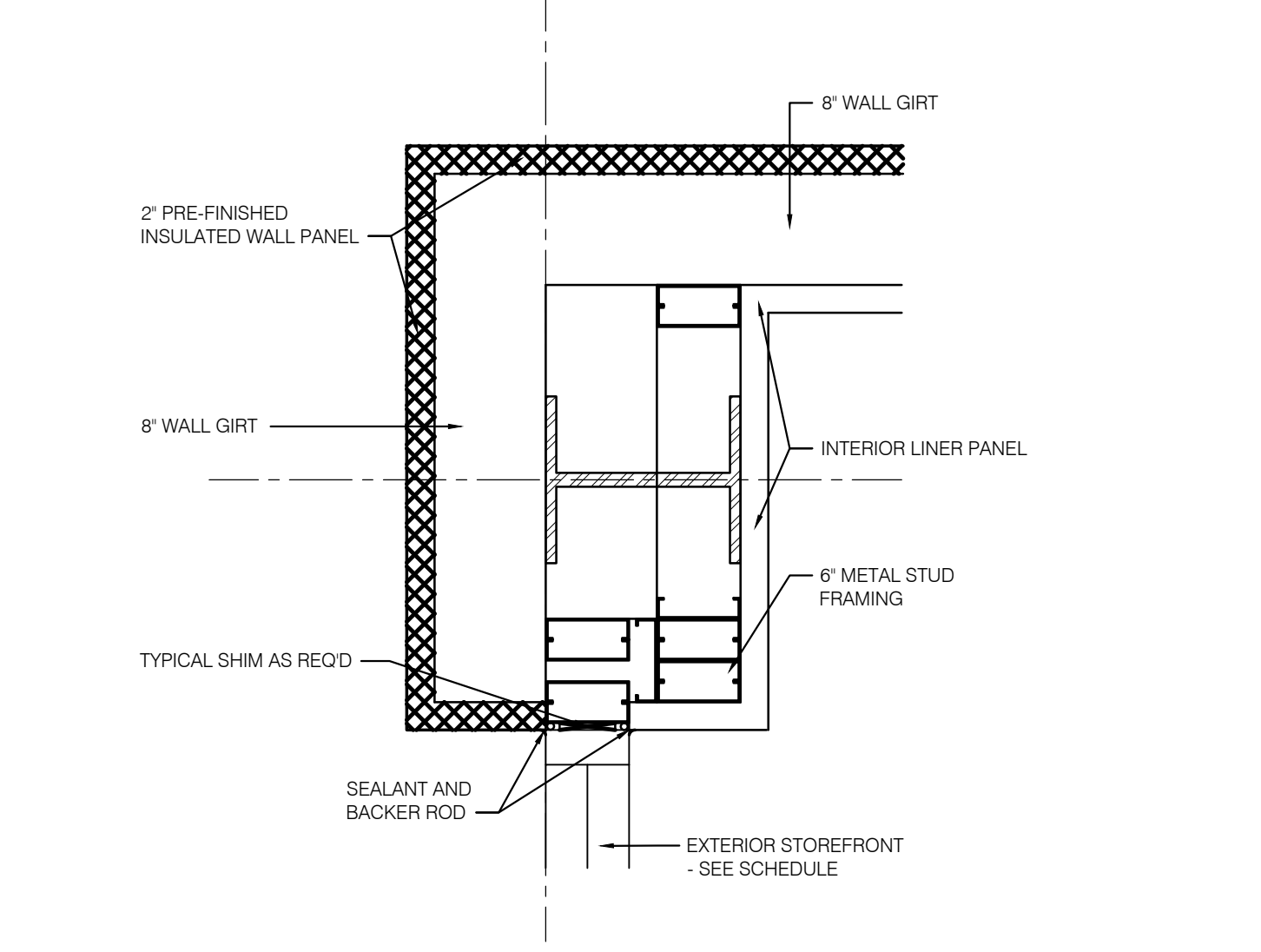
15 PLAN DETAIL  
A8.03 SCALE: 1" = 1'-0"



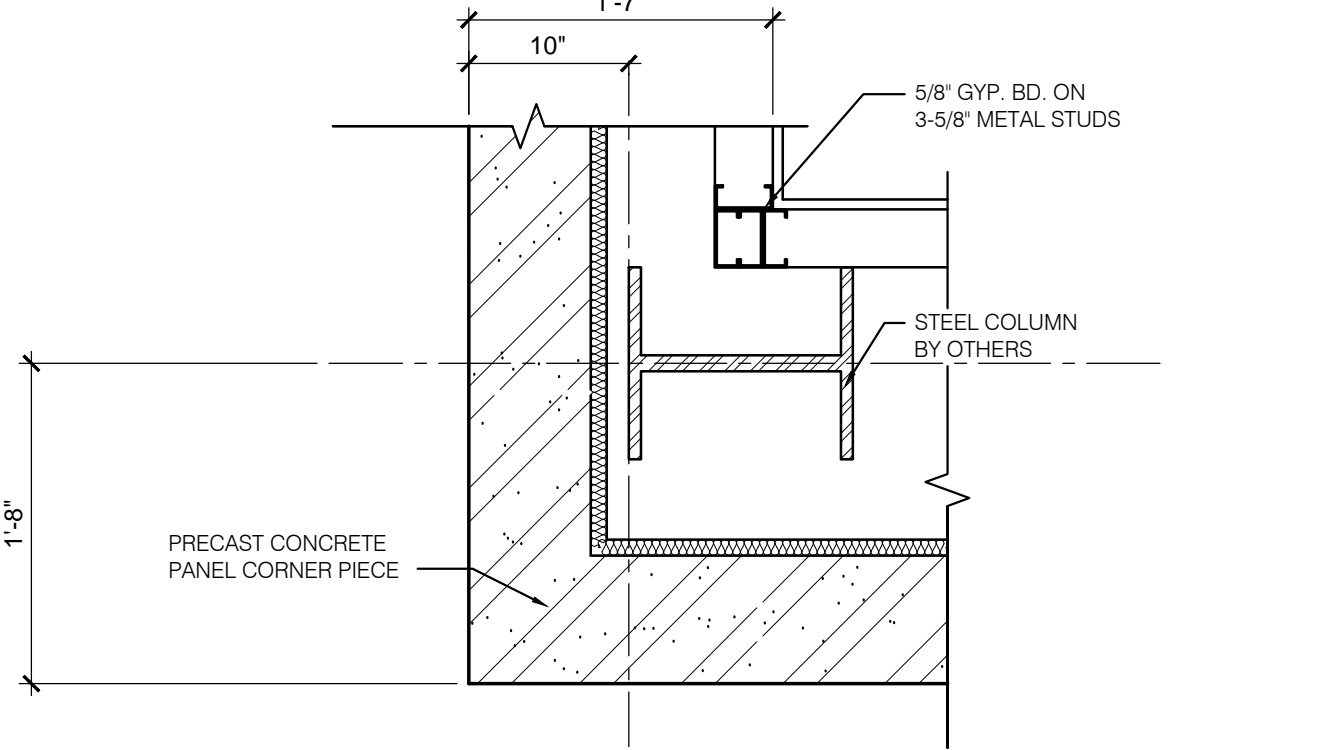
3 PLAN DETAIL  
A8.03 SCALE: 1" = 1'-0"



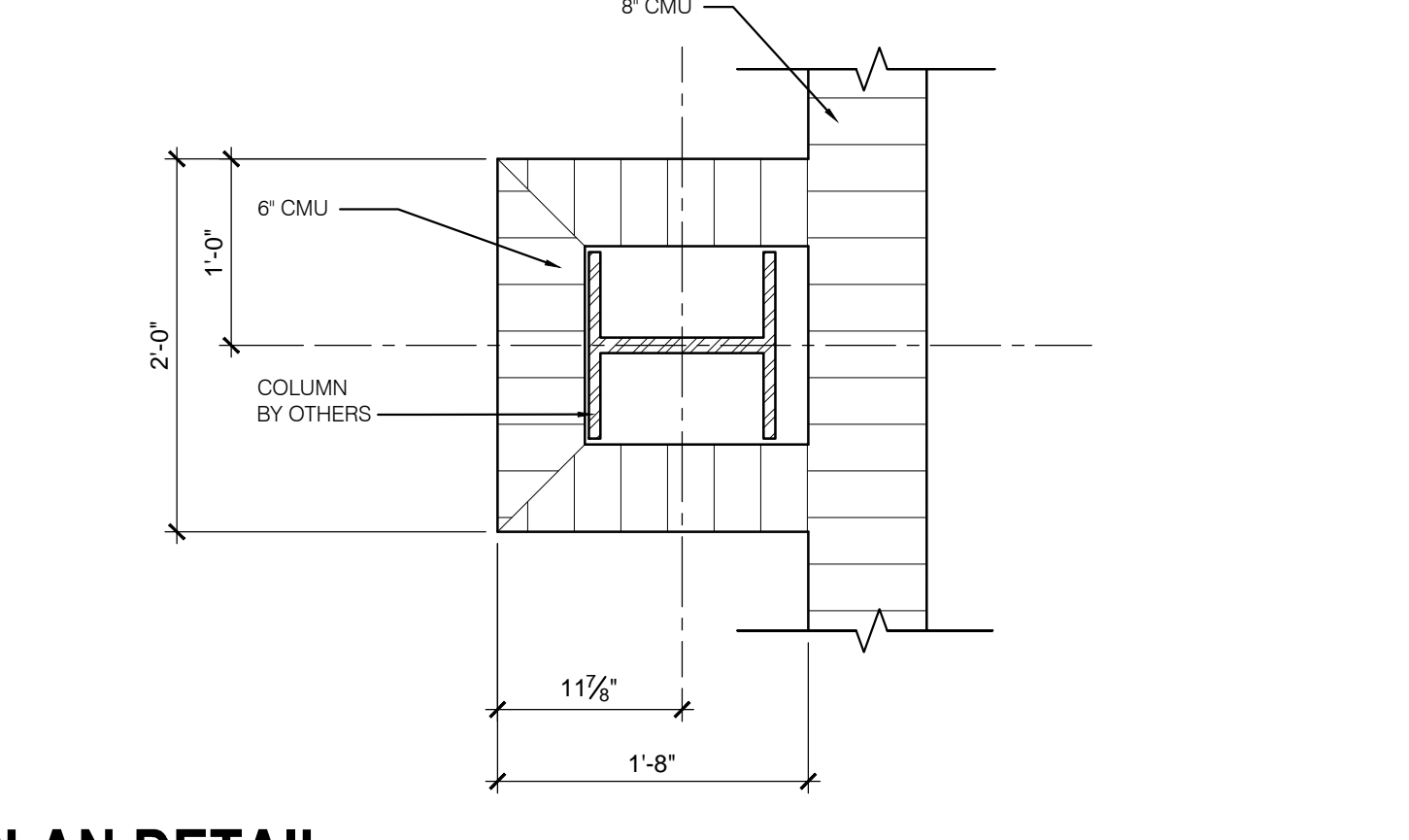
12 PLAN DETAIL  
A8.03 SCALE: 1" = 1'-0"



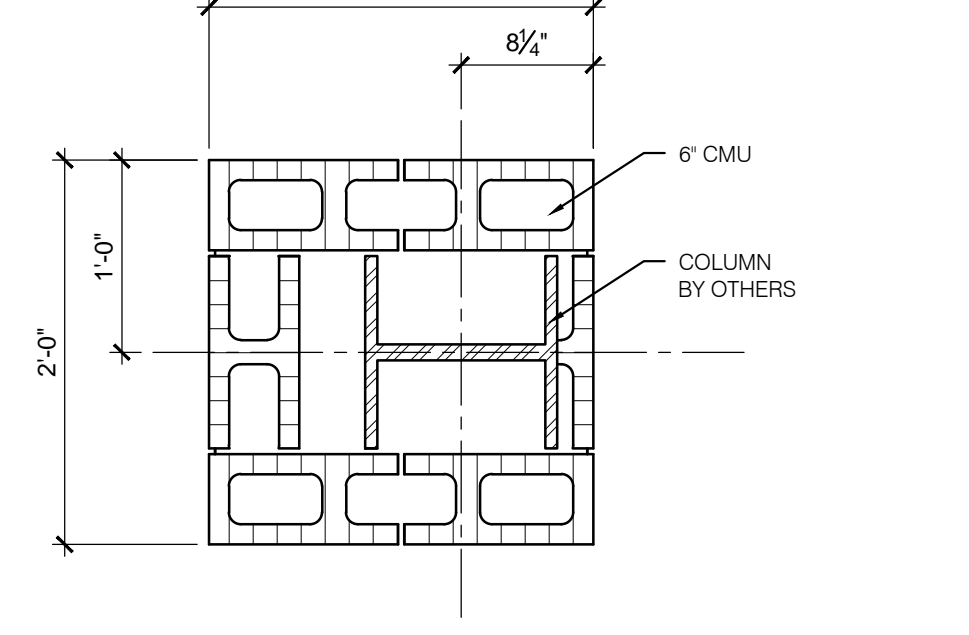
16 PLAN DETAIL  
A8.03 SCALE: 1" = 1'-0"



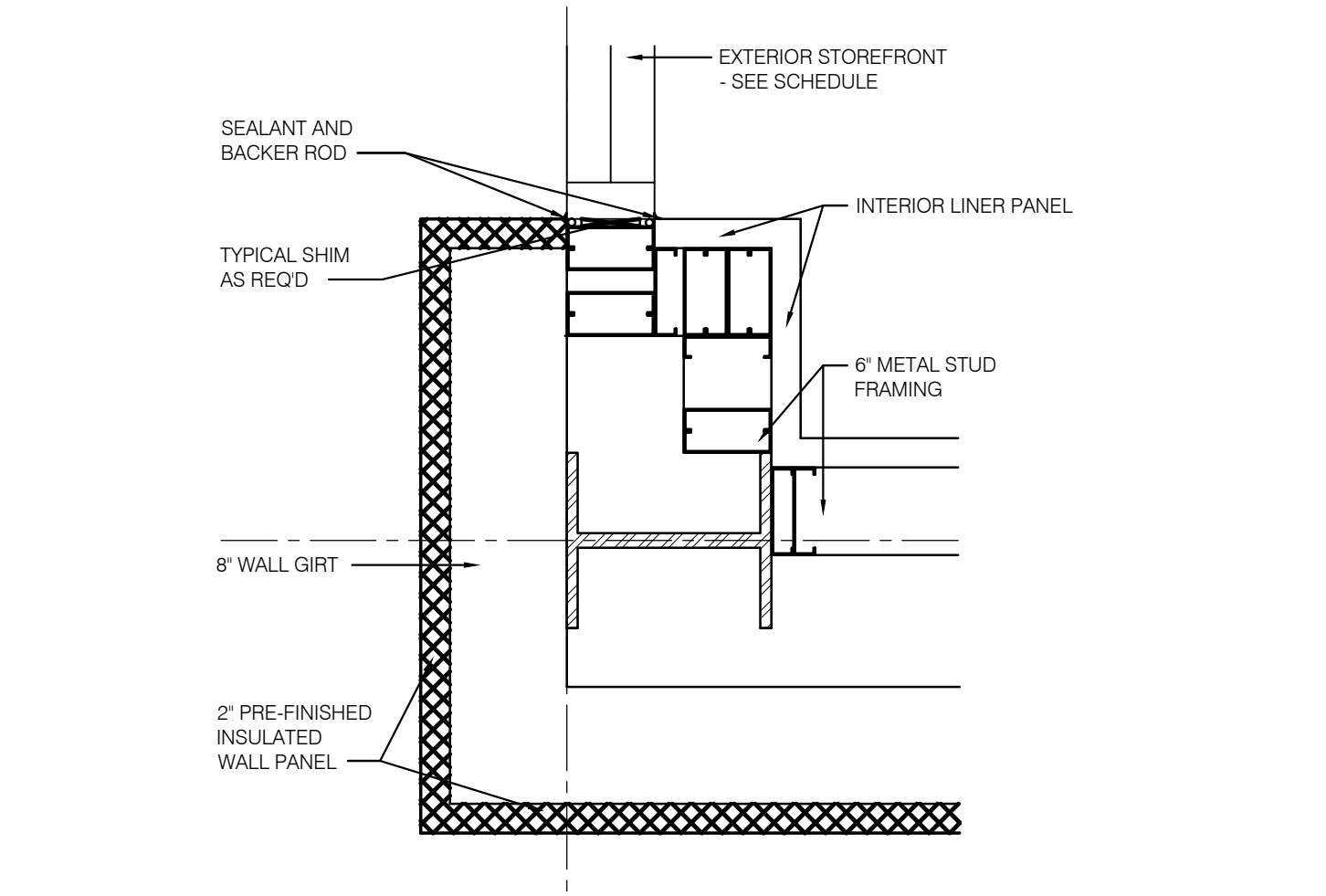
4 PLAN DETAIL  
A8.03 SCALE: 1" = 1'-0"



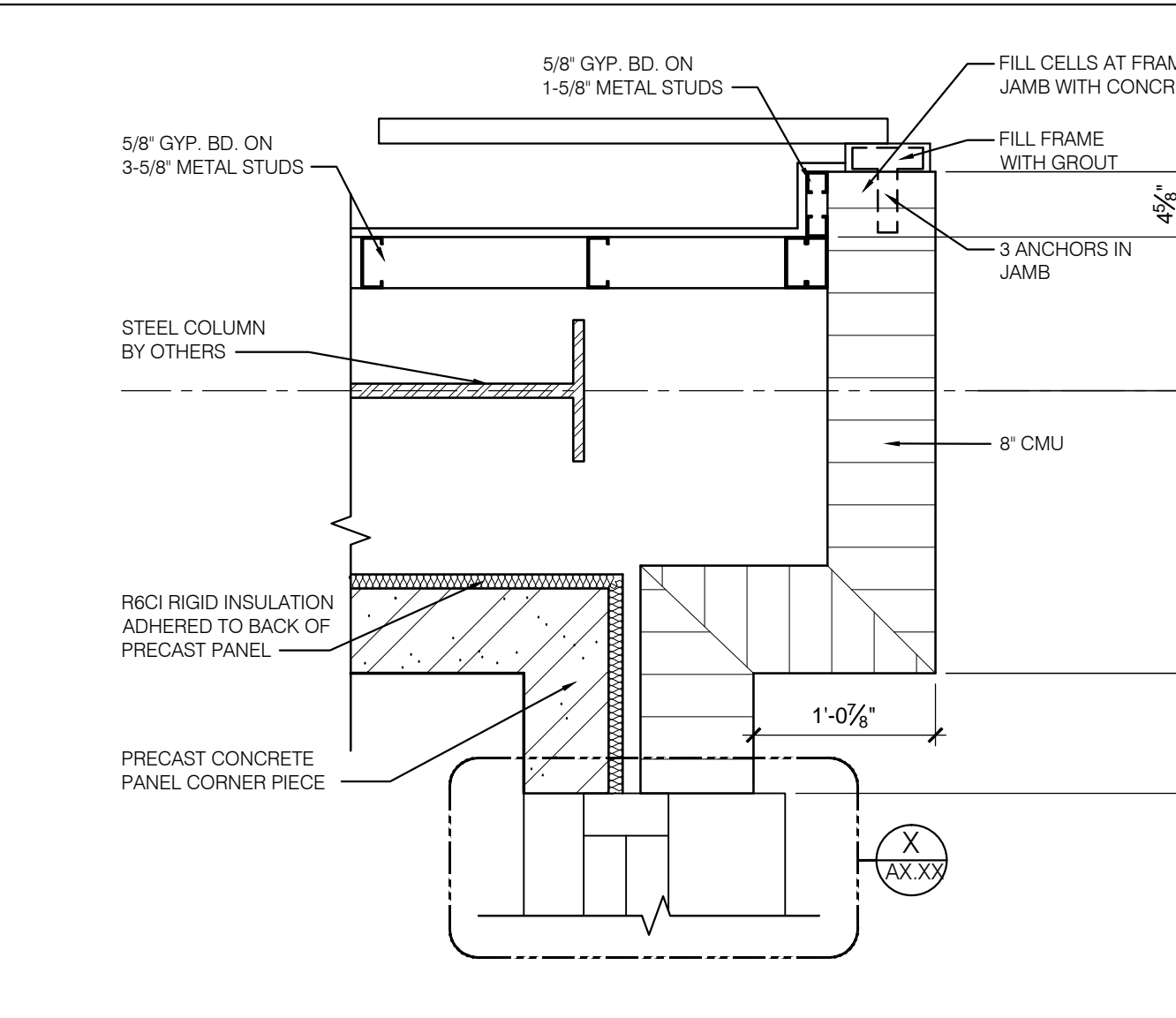
8 PLAN DETAIL  
A8.03 SCALE: 1" = 1'-0"



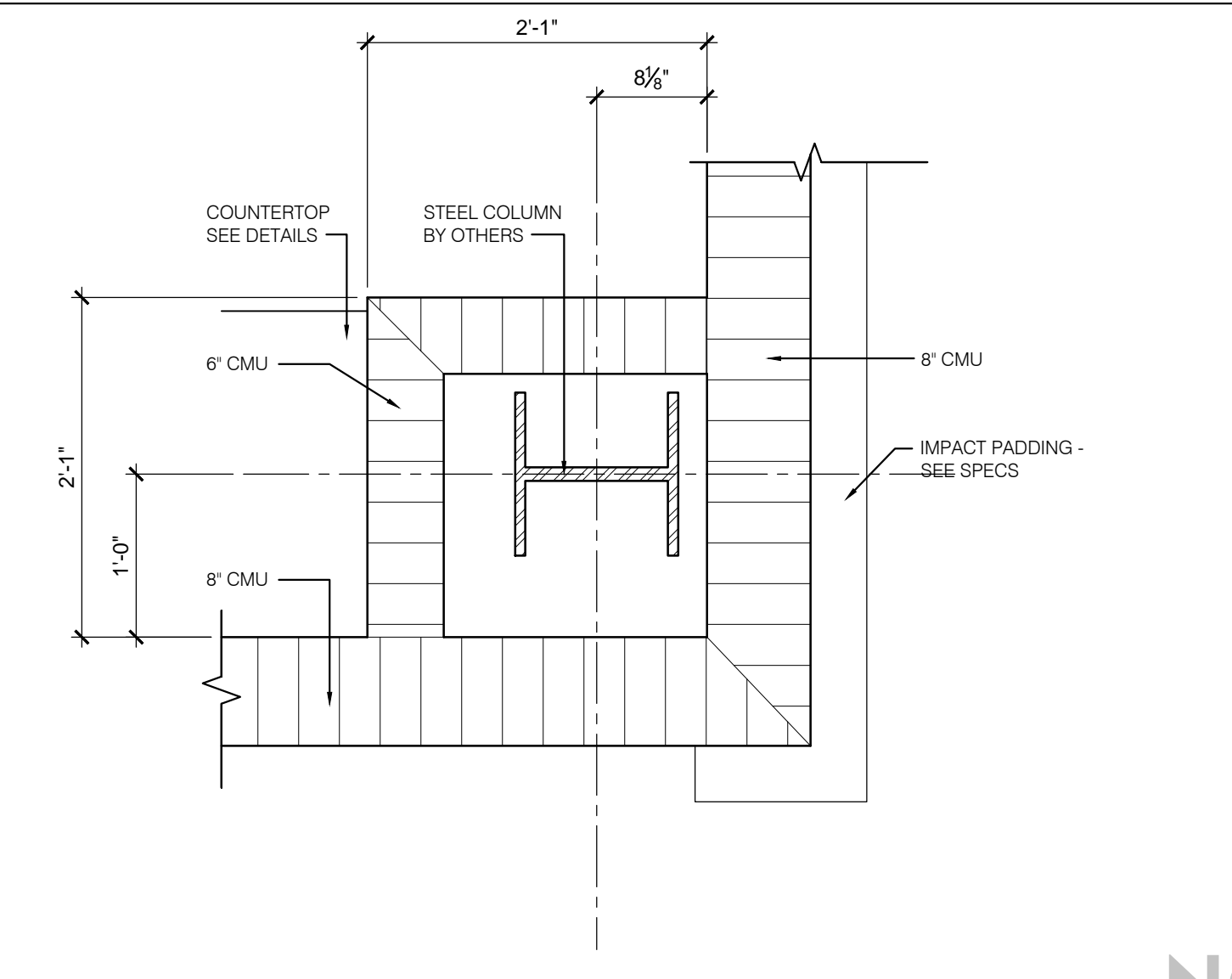
13 PLAN DETAIL  
A8.03 SCALE: 1" = 1'-0"



16 PLAN DETAIL  
A8.03 SCALE: 1" = 1'-0"



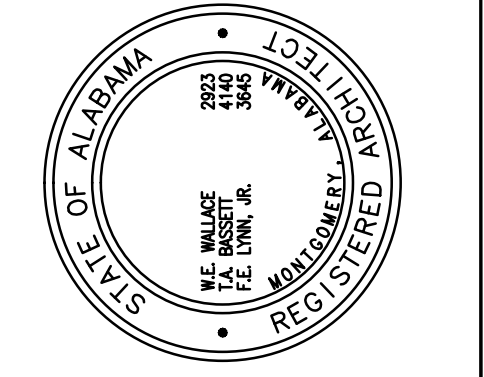
5 PLAN DETAIL  
A8.03 SCALE: 1" = 1'-0"



9 PLAN DETAIL  
A8.03 SCALE: 1" = 1'-0"

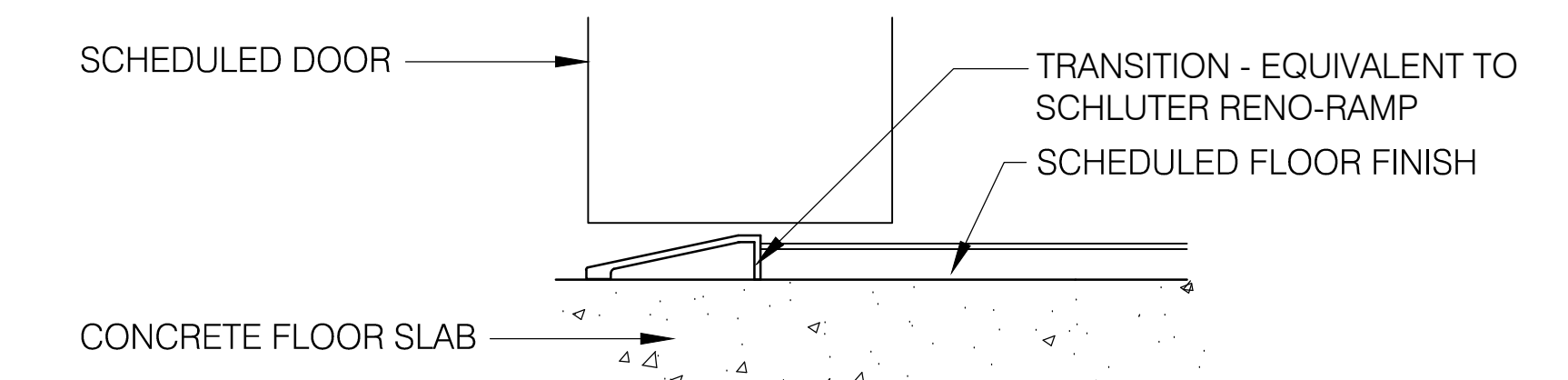
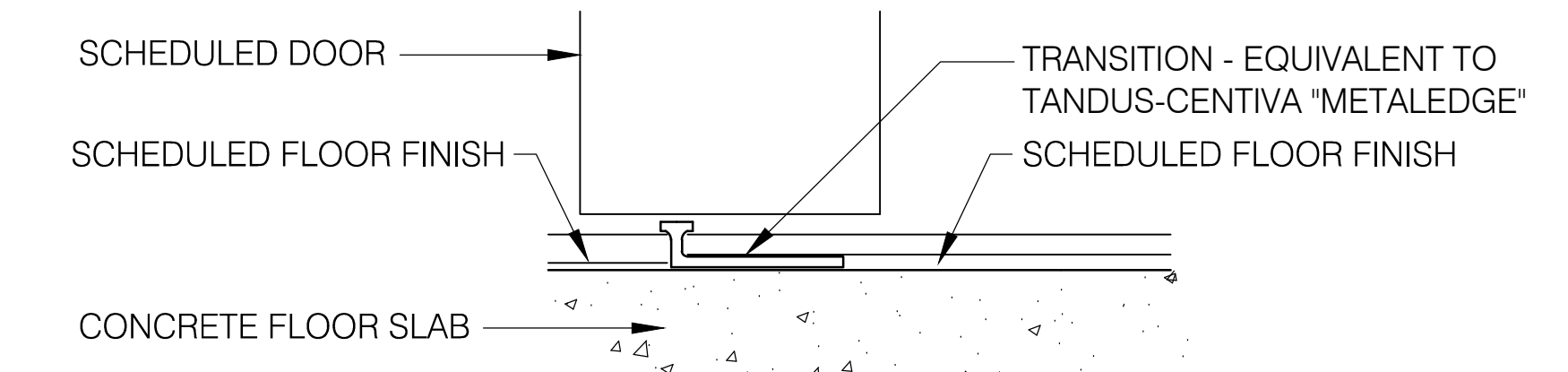
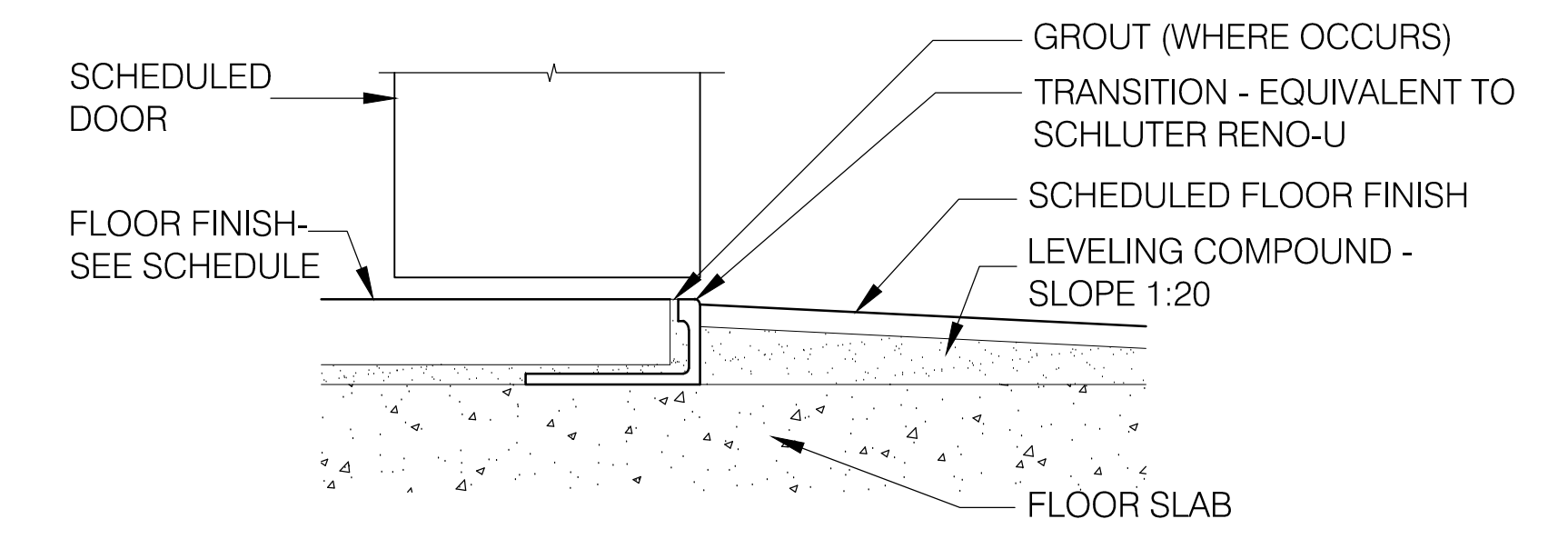
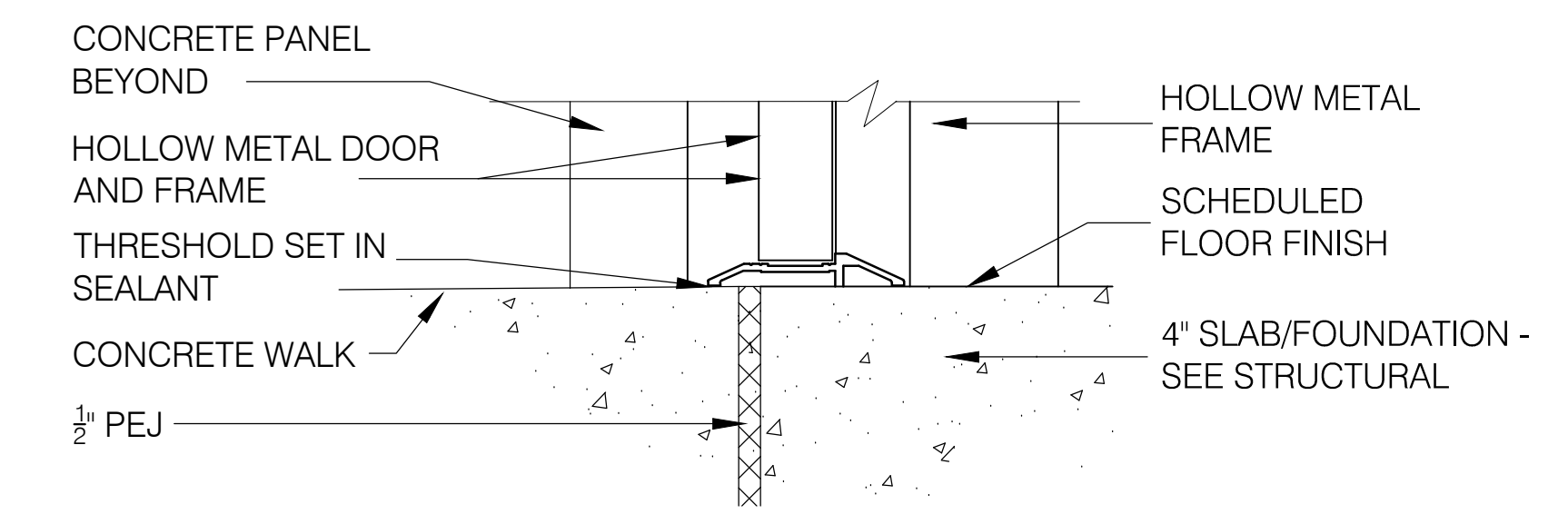
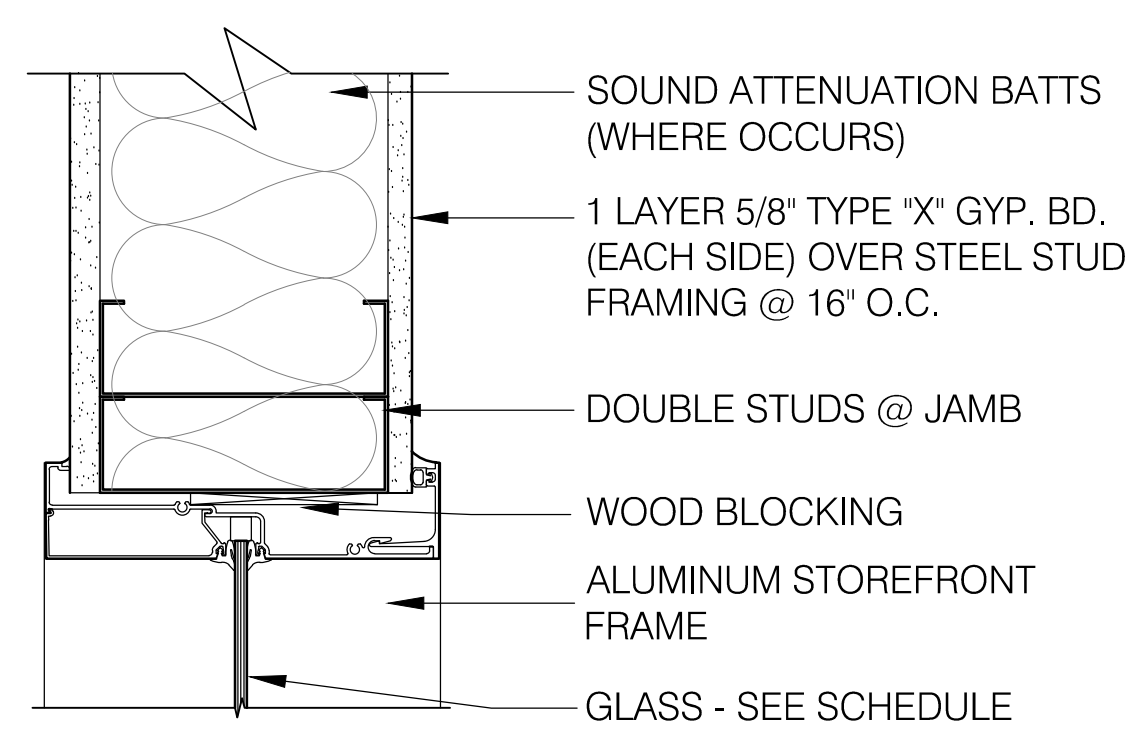
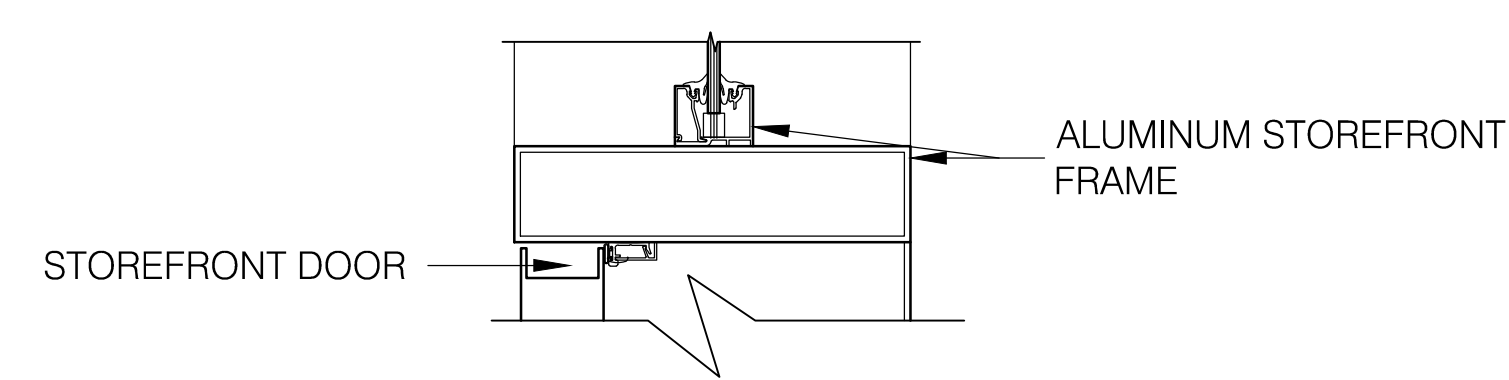
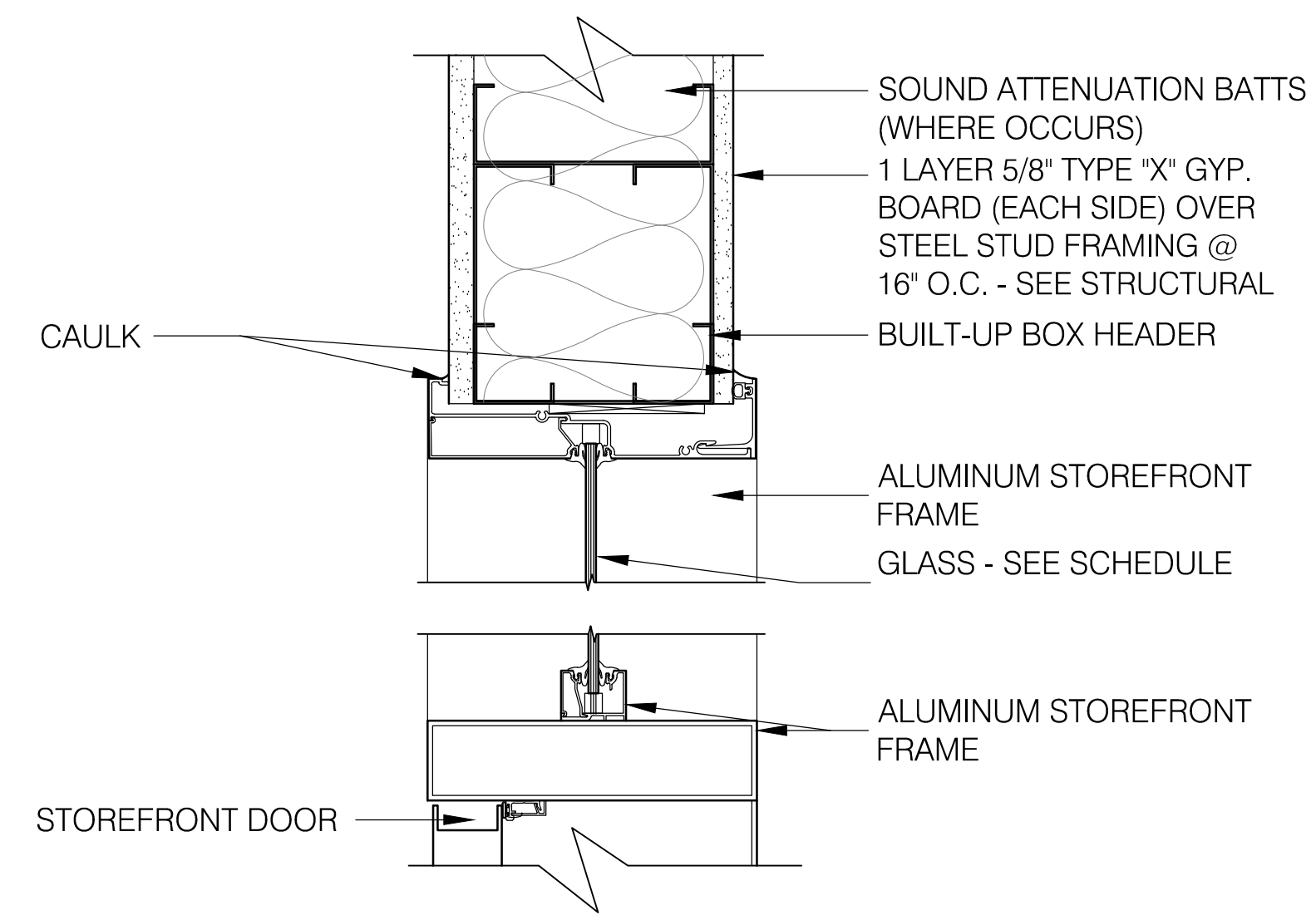
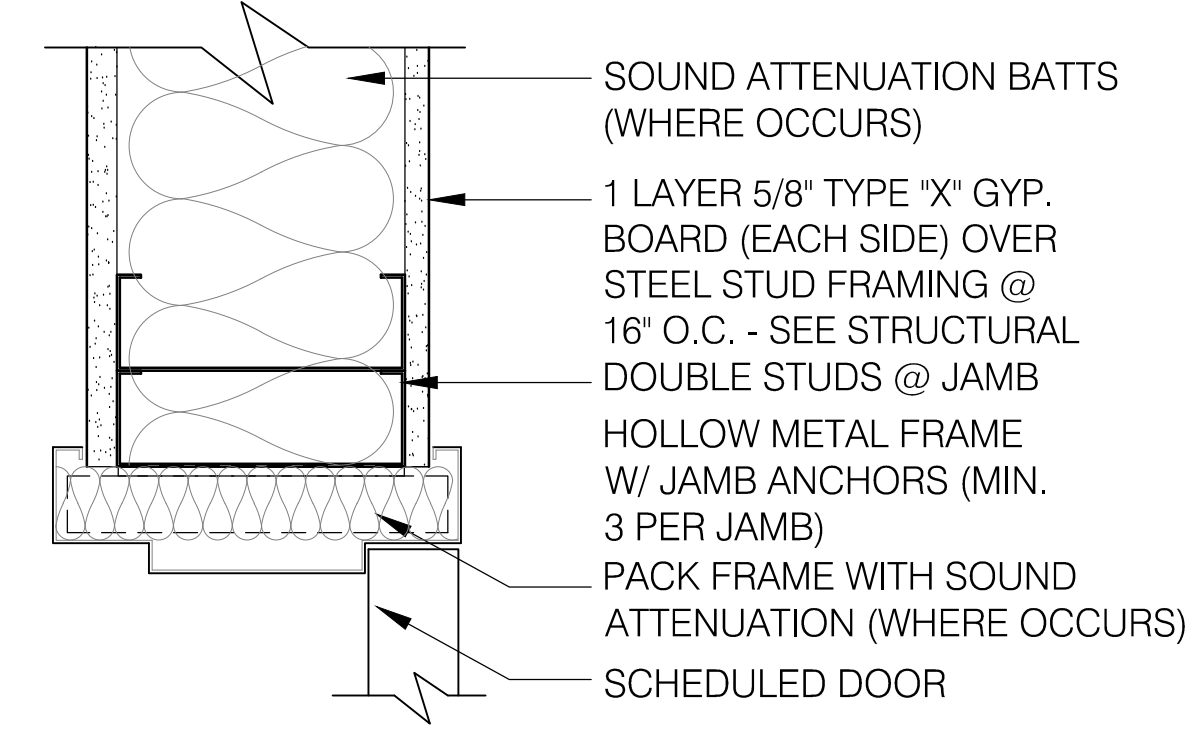
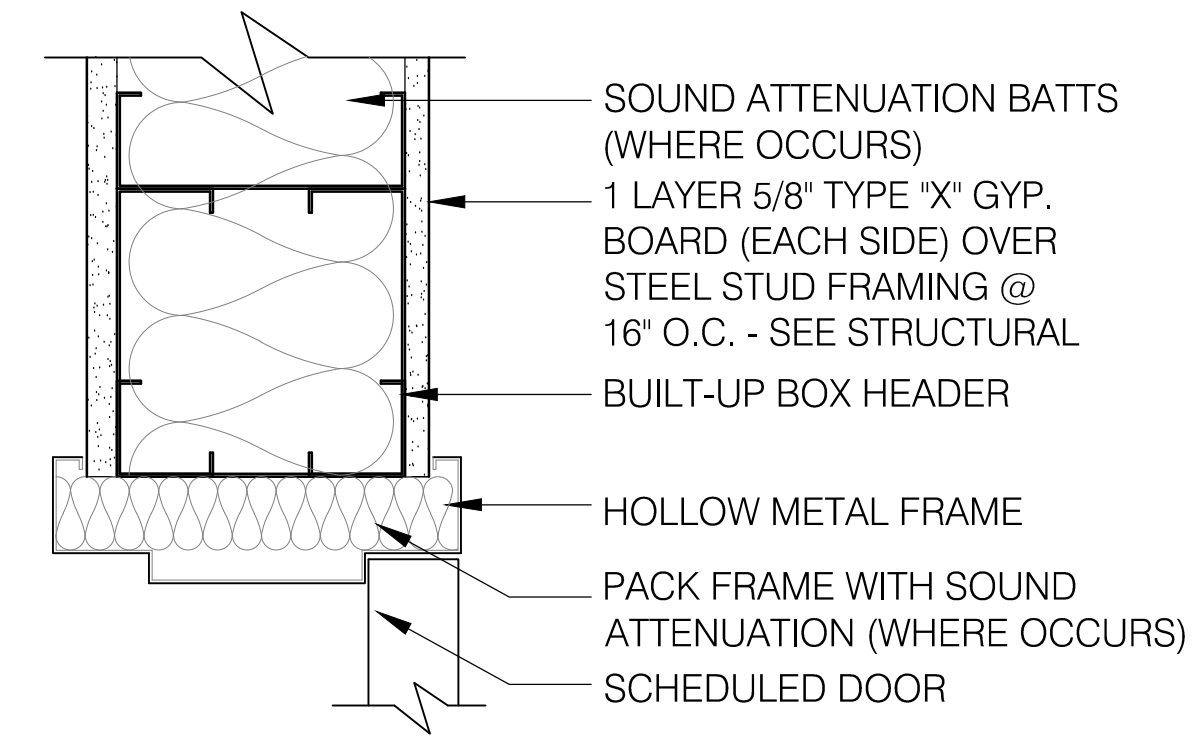
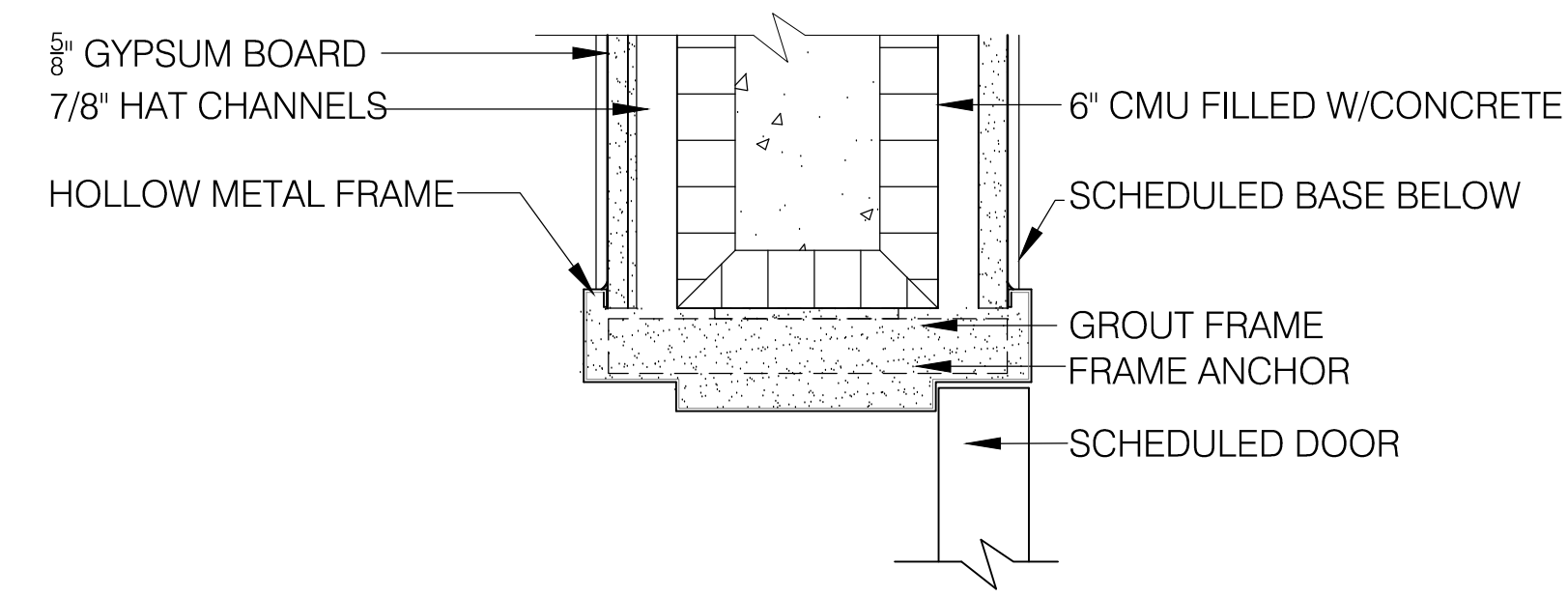
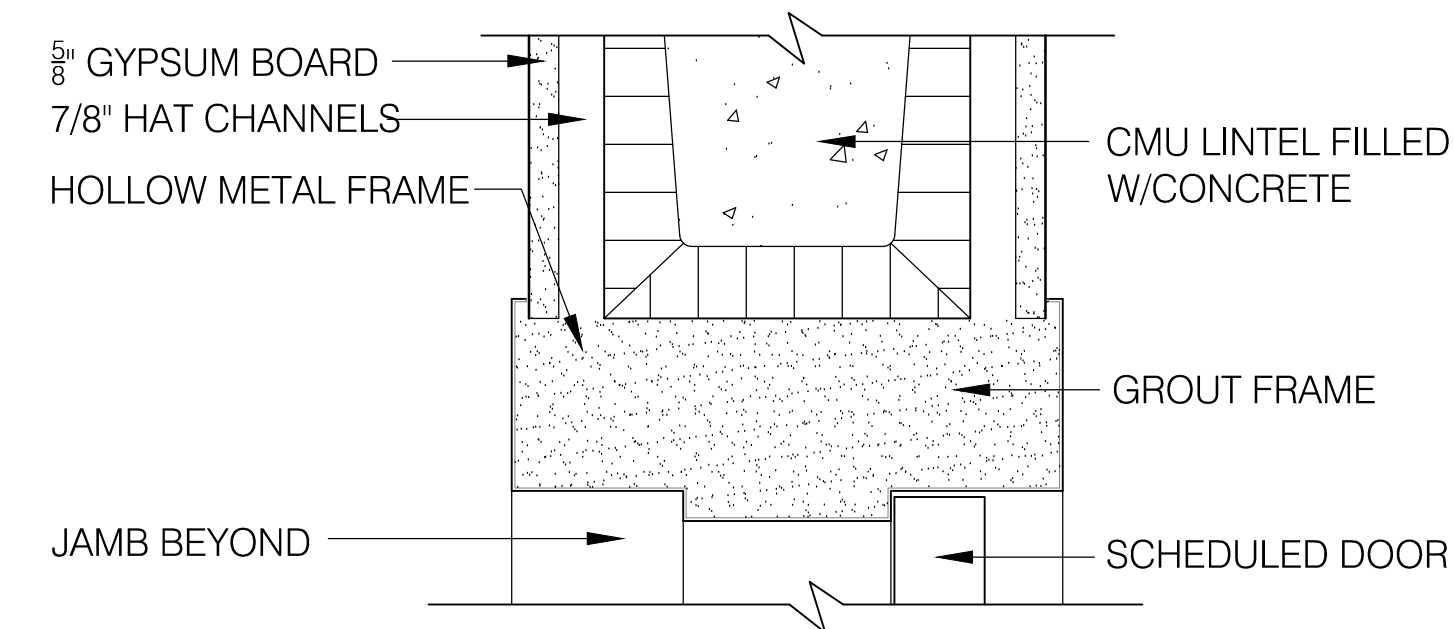
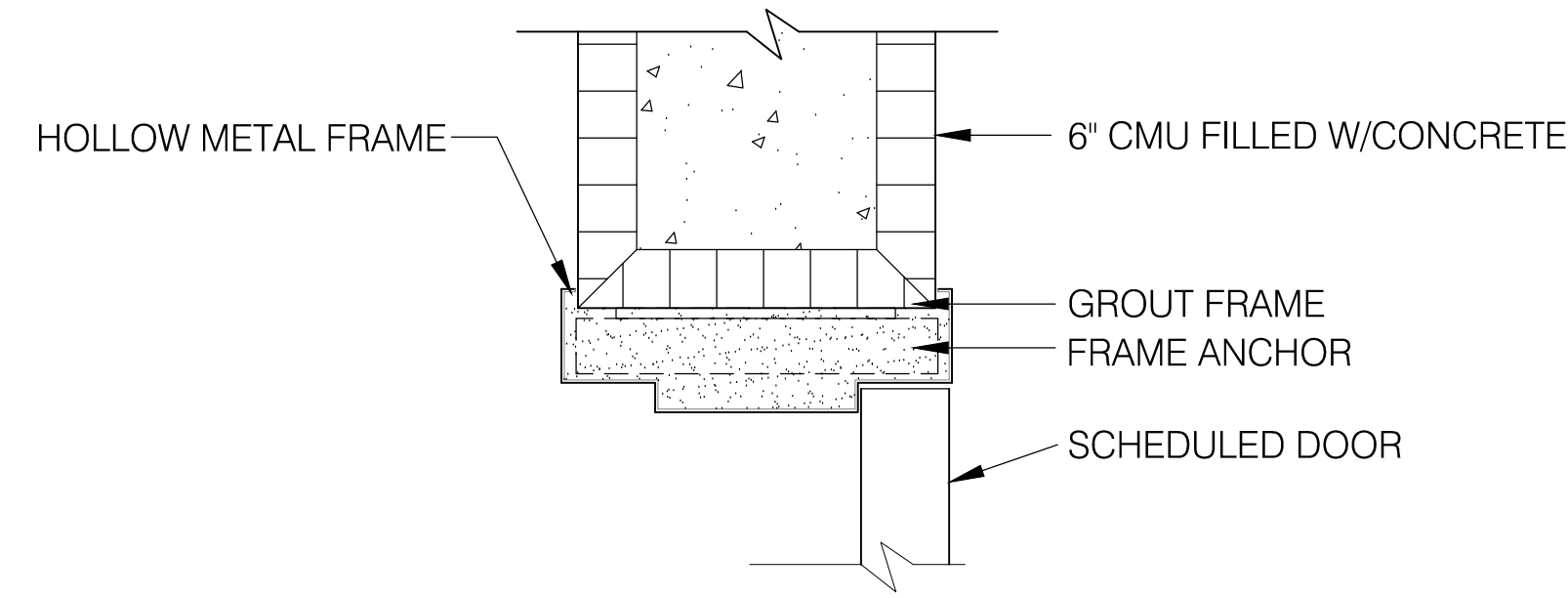
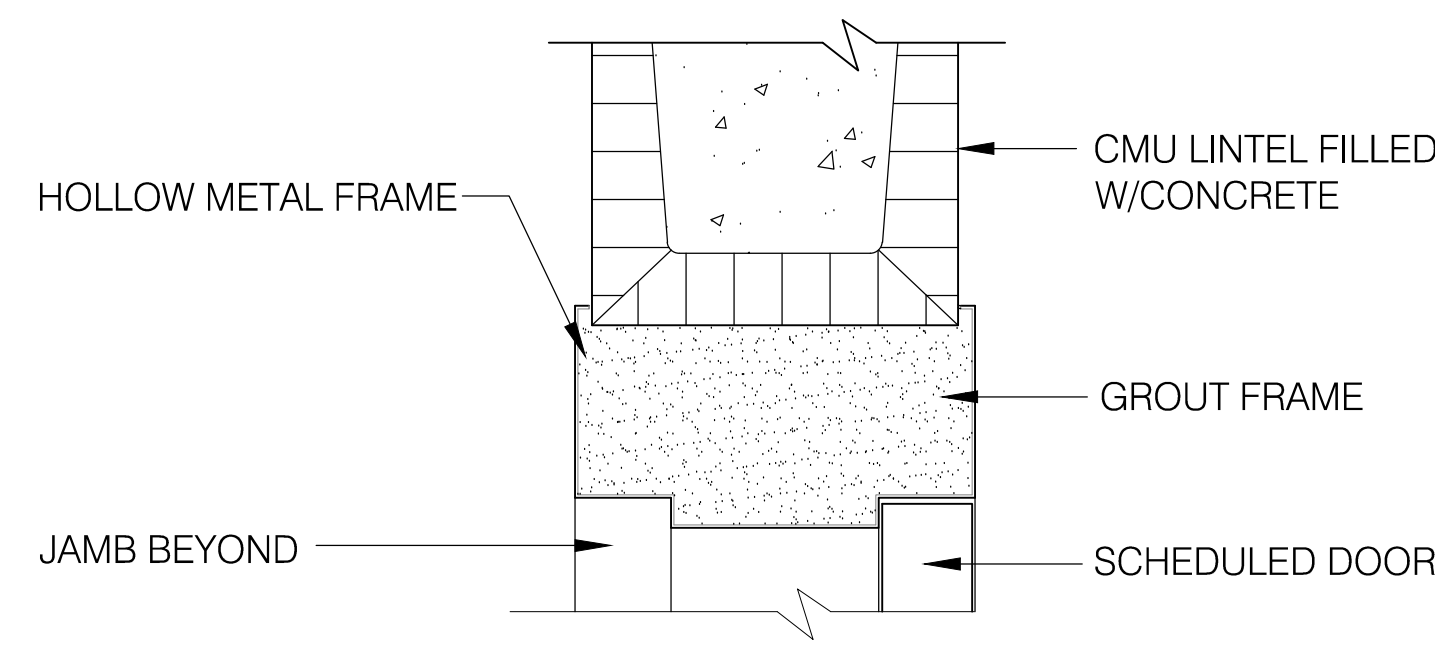
NOT FOR CONSTRUCTION

ISSUE DATE	DESCRIPTION	DRAWN BY	CHECKED BY
50% CONSTR. SET	05-27-2016		
95% GEN. WORKS	06-27-2016		





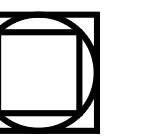




**NOT FOR CONSTRUCTION**

GOODWYN MILLS | CAWOOD


2660 EastChase Lane, Suite 200 | Montgomery, AL 36117  
Tel 334.271.3200 | GMCNETWORK.COM



ISSUE DATE	ISSUE DESCRIPTION	ISSUE BY	CHECKED BY
05/27/2016	50% CONSTIT SET		
06/27/2016	95% GEN WORKS		

FOLEY EVENT CENTER  
GENERAL WORKS PACKAGE  
Foley, Alabama

AMGM150099

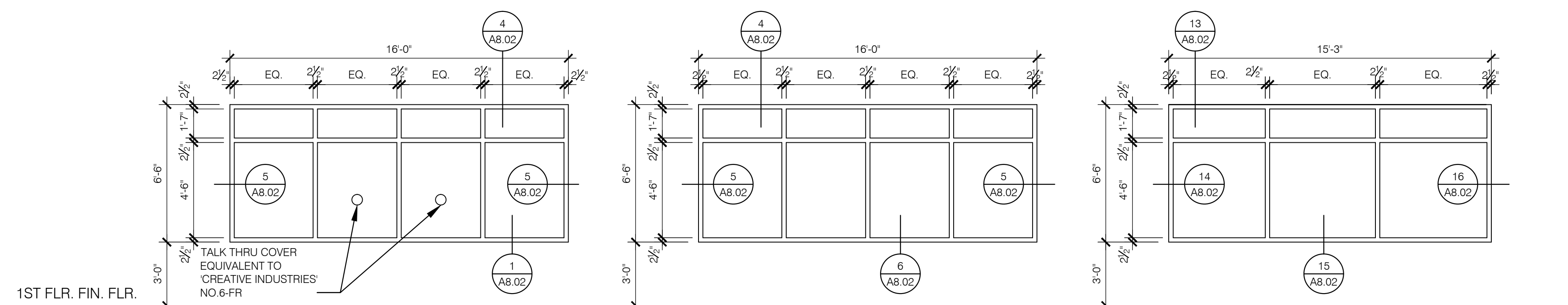


DOOR DETAILS

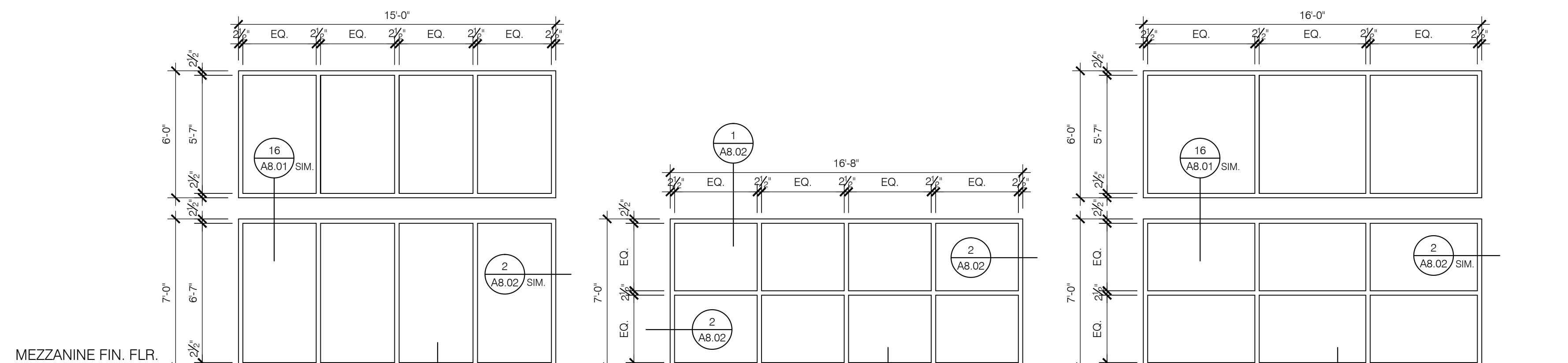
A9.22  
sheet of 000

NOT FOR CONSTRUCTION

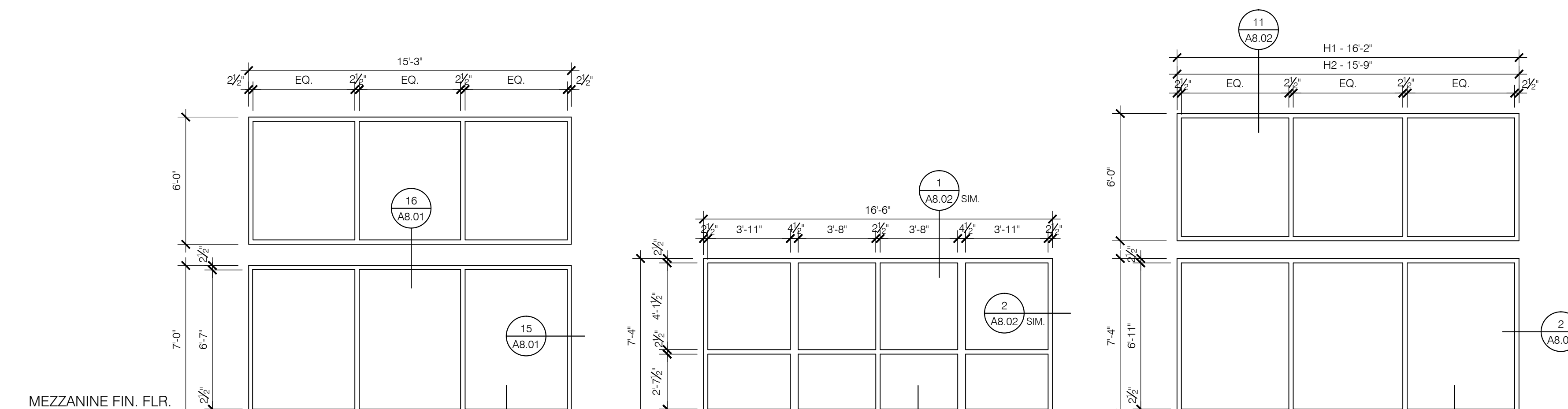




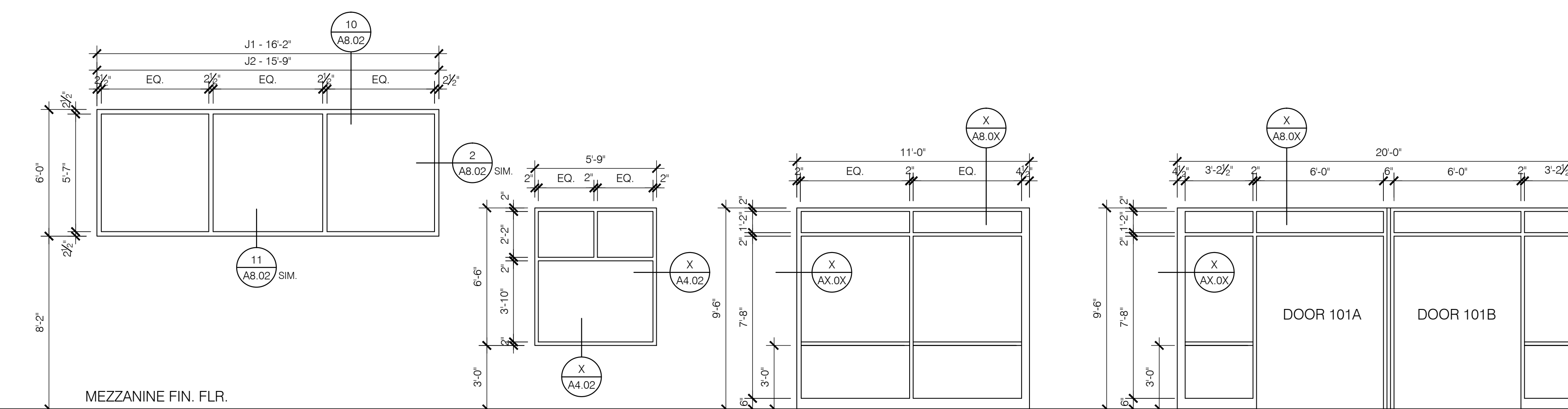
TYPE A1 EXTERIOR STOREFRONT  
TYPE A2 EXTERIOR STOREFRONT  
TYPE B EXTERIOR STOREFRONT



TYPE C EXTERIOR STOREFRONT  
TYPE D EXTERIOR STOREFRONT  
TYPE E EXTERIOR STOREFRONT

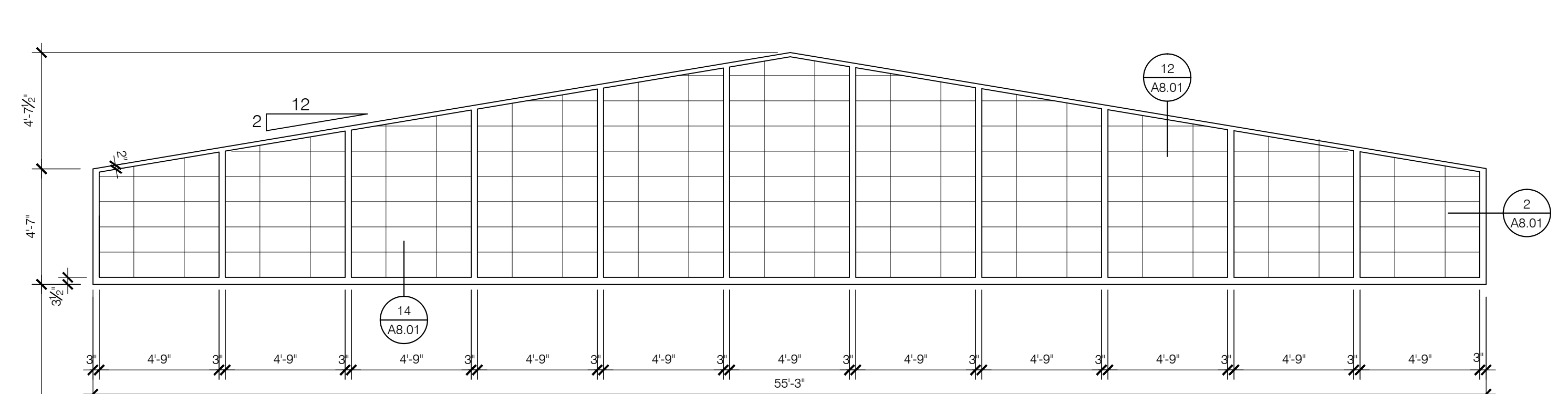


TYPE F EXTERIOR STOREFRONT  
TYPE G EXTERIOR STOREFRONT  
TYPE H1 EXTERIOR STOREFRONT  
TYPE H2 EXTERIOR STOREFRONT

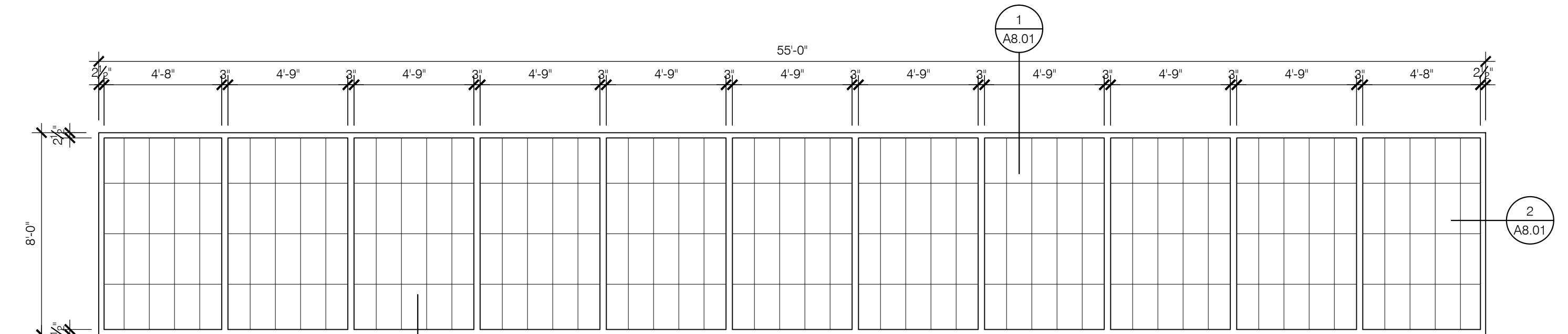


**WINDOW TYPES**  
SCALE: 1/4" = 1'-0"

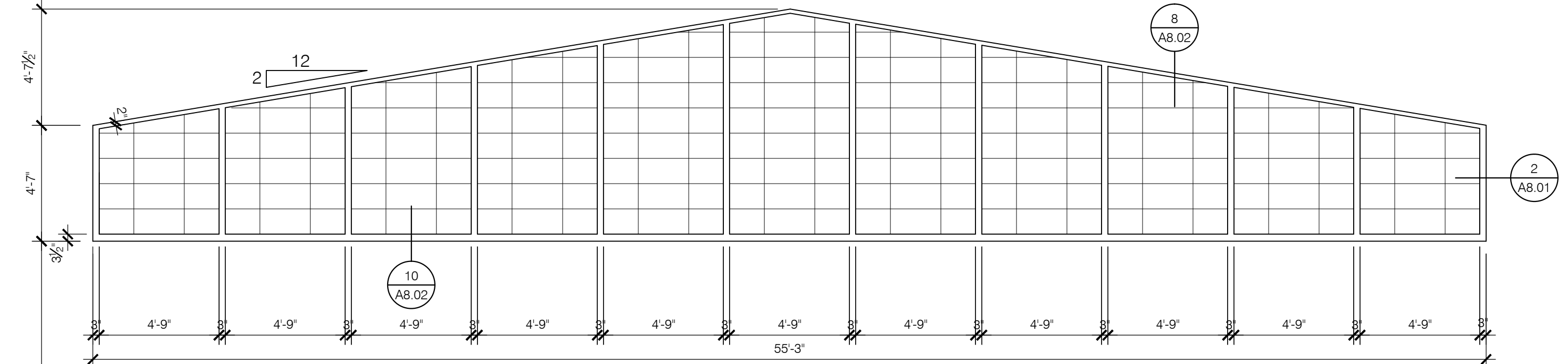
NOTE: FIELD VERIFY ALL WINDOW OPENINGS



TYPE 1



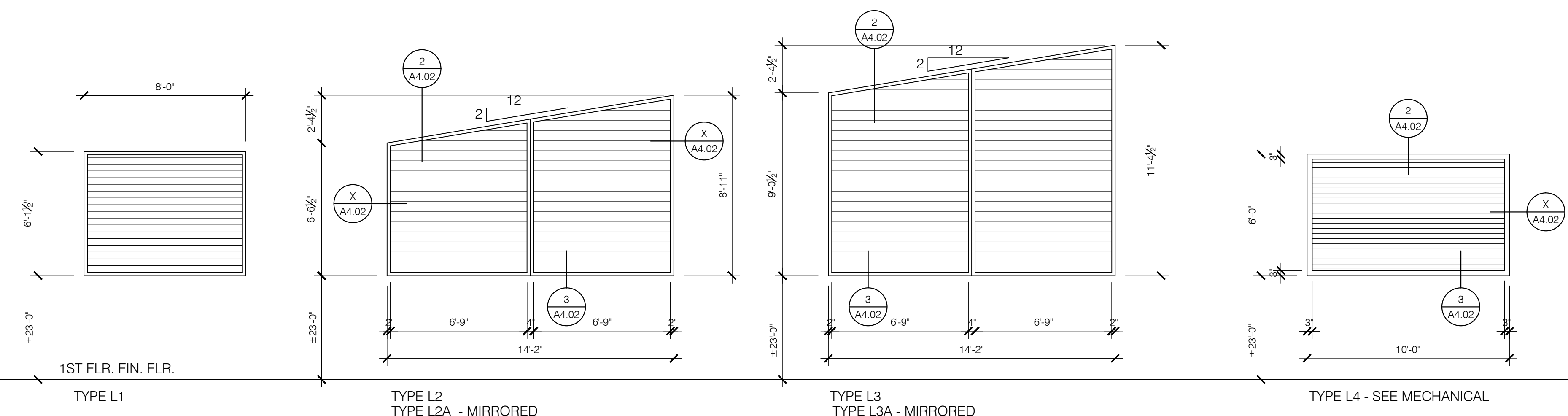
TYPE 2



TYPE 3

**TRANSLUCENT PANEL TYPES**  
SCALE: 1/4" = 1'-0"

NOTE: FIELD VERIFY ALL TRANSLUCENT PANEL OPENINGS



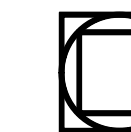
**PRE-FINISHED ALUMINUM LOUVER TYPES**  
SCALE: 1/4" = 1'-0"

NOT FOR CONSTRUCTION

**NOT FOR CONSTRUCTION**

GOODWYN MILLS CAWOOD

2660 East Chase Lane, Suite 200 | Montgomery, AL 36117  
Tel 334.271.3200 | GMCNETWORK.COM



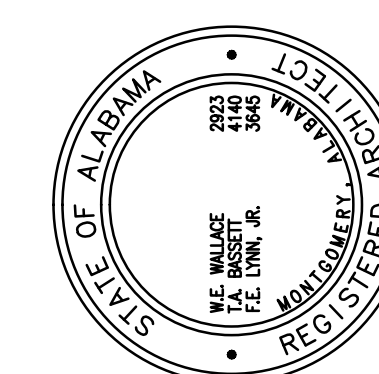
**ISSUE DATE**

95% CONSTR SET	05/27/2016
95% GEN WORKS	06/27/2016

drawn by	
checked by	

**FOLEY EVENT CENTER  
GENERAL WORKS PACKAGE**  
Foley, Alabama

AMGM150099



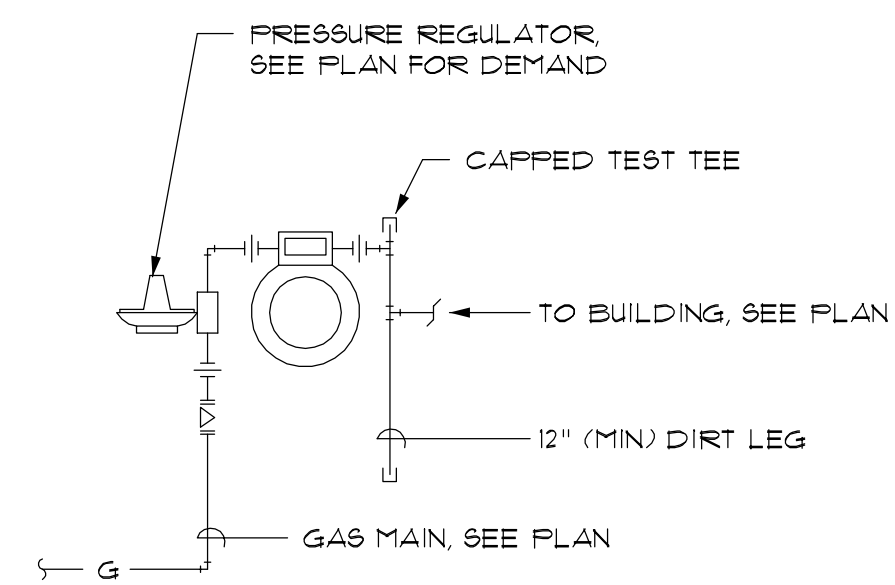
**WINDOW, LOUVER AND  
TRANSLUCENT PANEL  
SCHEDULES**

**A9.31**  
SHEET OF 000

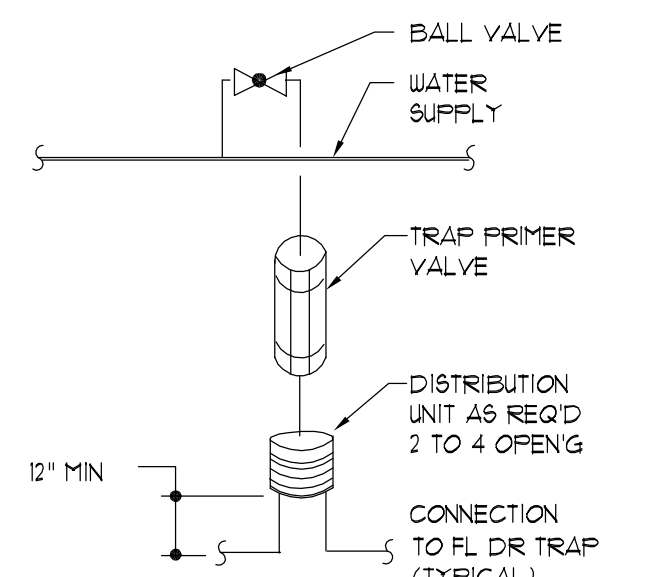


HOT WATER CIRCULATING PUMP SCHEDULE										
TAG	SERVICE	TYPE	LOCATION	HEAD (FEET)	GPM	MOTOR			BASIS OF DESIGN	NOTES
RP-A	DOMESTIC HOT WATER	CLOSE-COUPLED IN-LINE	MECHANICAL ROOM	10	5	90	3/200	1/2/1	BELL 4 G086ETT: NBF-185	① ② ③ ④
<b>NOTES:</b> ① DISCONNECT SWITCH FURNISHED AND INSTALLED BY ELECTRICAL CONTRACTOR. ② PROVIDE BAS TIME CLOCK SO THE PUMP DOES NOT OPERATE WHILE BUILDING IS UNOCCUPIED. ③ MOTOR SHALL BE BRONZE OR STAINLESS STEEL CONSTRUCTION. ④ PROVIDE BAS TIME CLOCK SO THE PUMP DOES NOT OPERATE WHILE BUILDING IS UNOCCUPIED.										

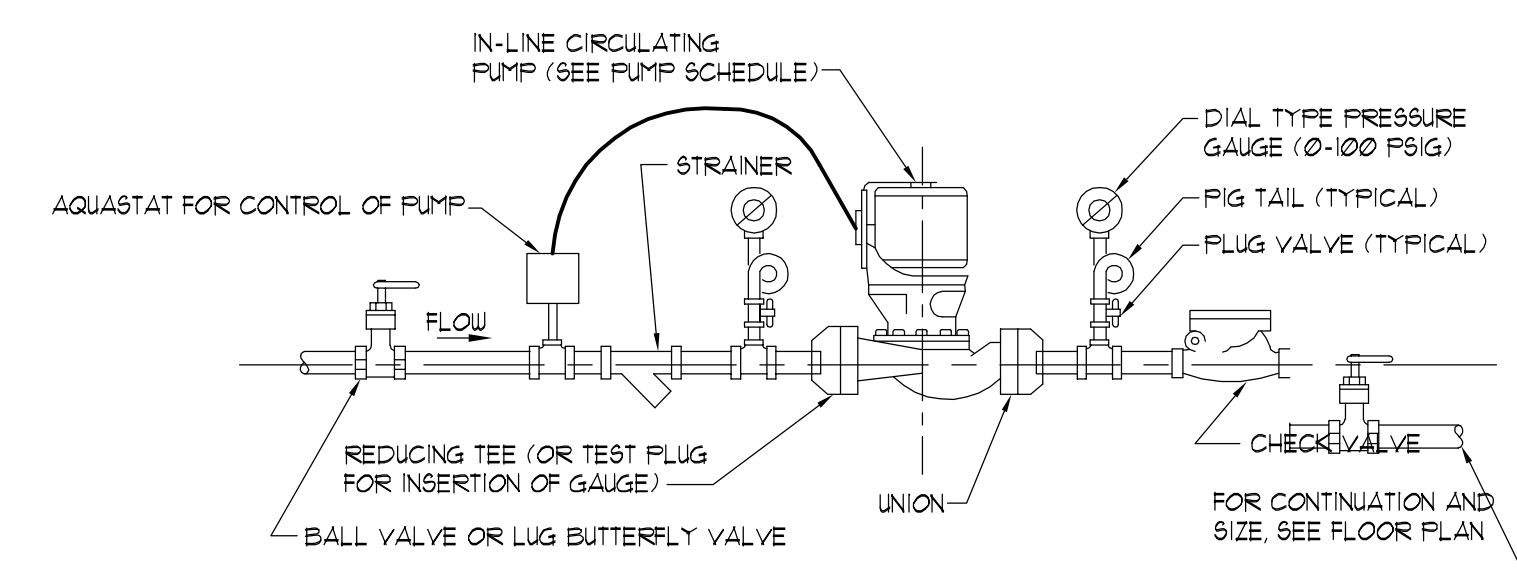
NOTE:  
GAS METER & REGULATOR SHALL BE BY THE LOCAL GAS COMPANY. ALL COSTS WILL BE INCURRED BY THE PLUMBING CONTRACTOR.



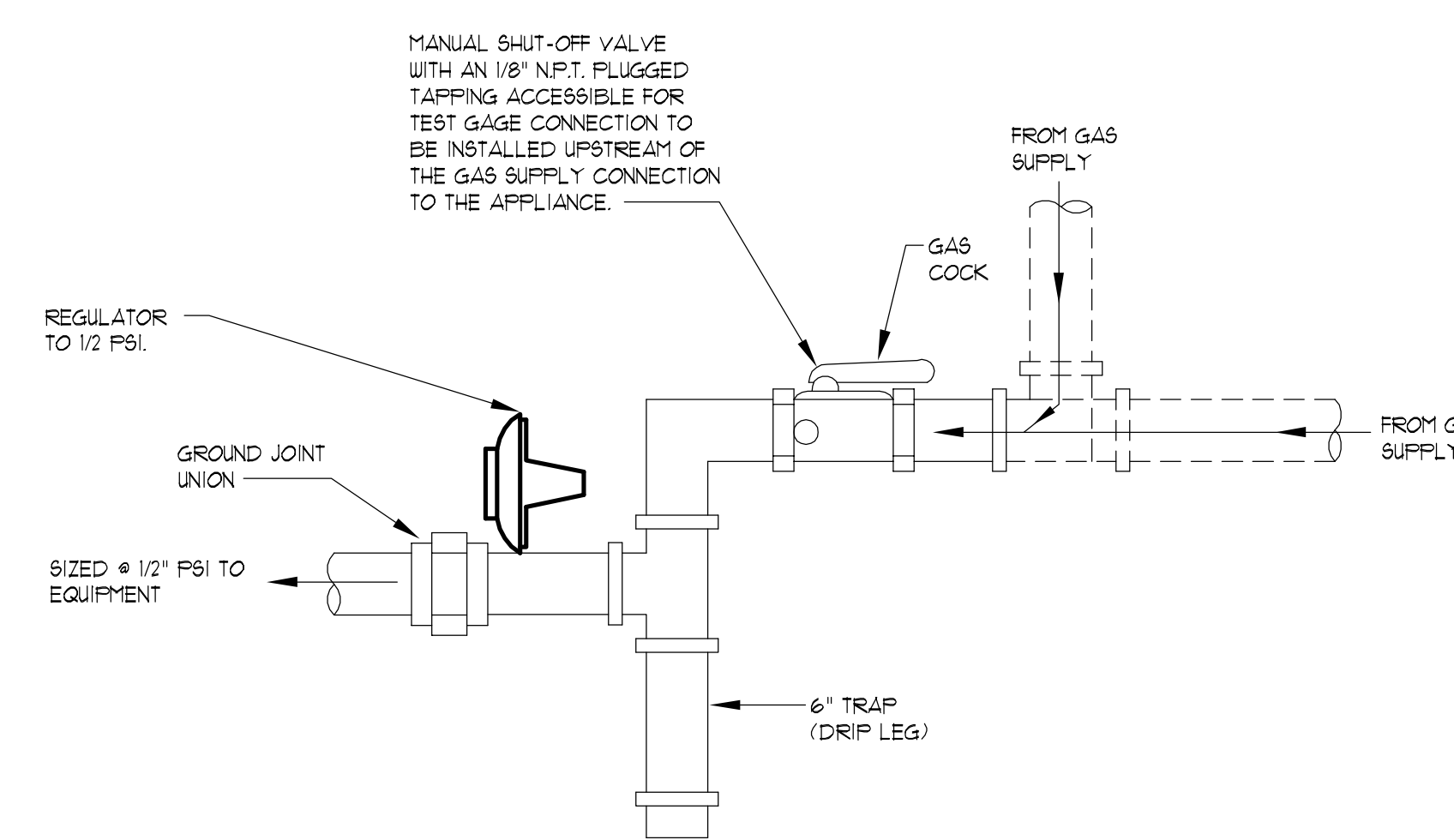
8 GAS METER DETAIL  
NOT TO SCALE



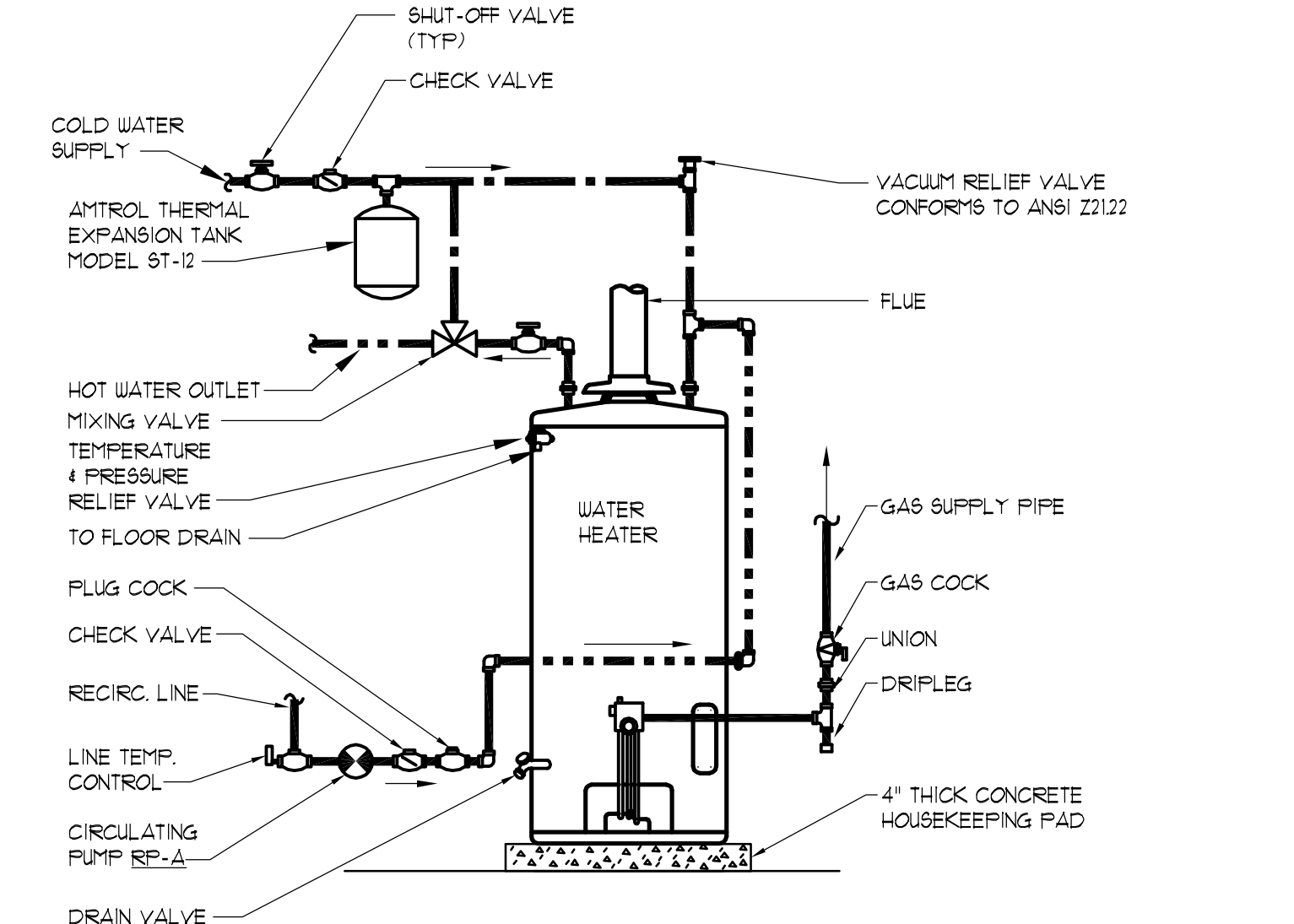
7 TRAP PRIMER DETAIL  
NOT TO SCALE



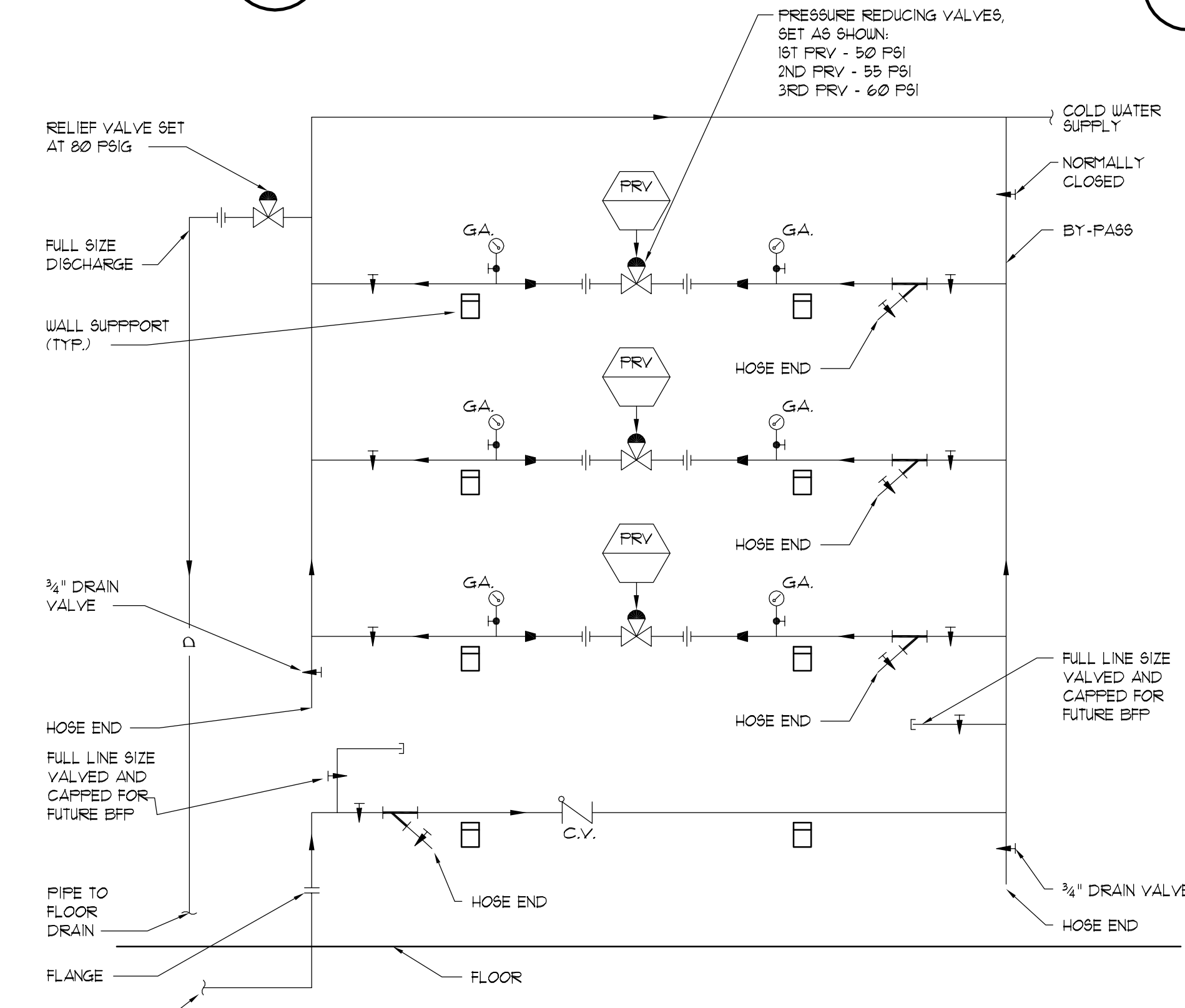
9 INLINE CIRCULATING PUMP DETAIL  
NOT TO SCALE



10 GAS CONNECTION TO EQUIPMENT DETAIL  
NOT TO SCALE



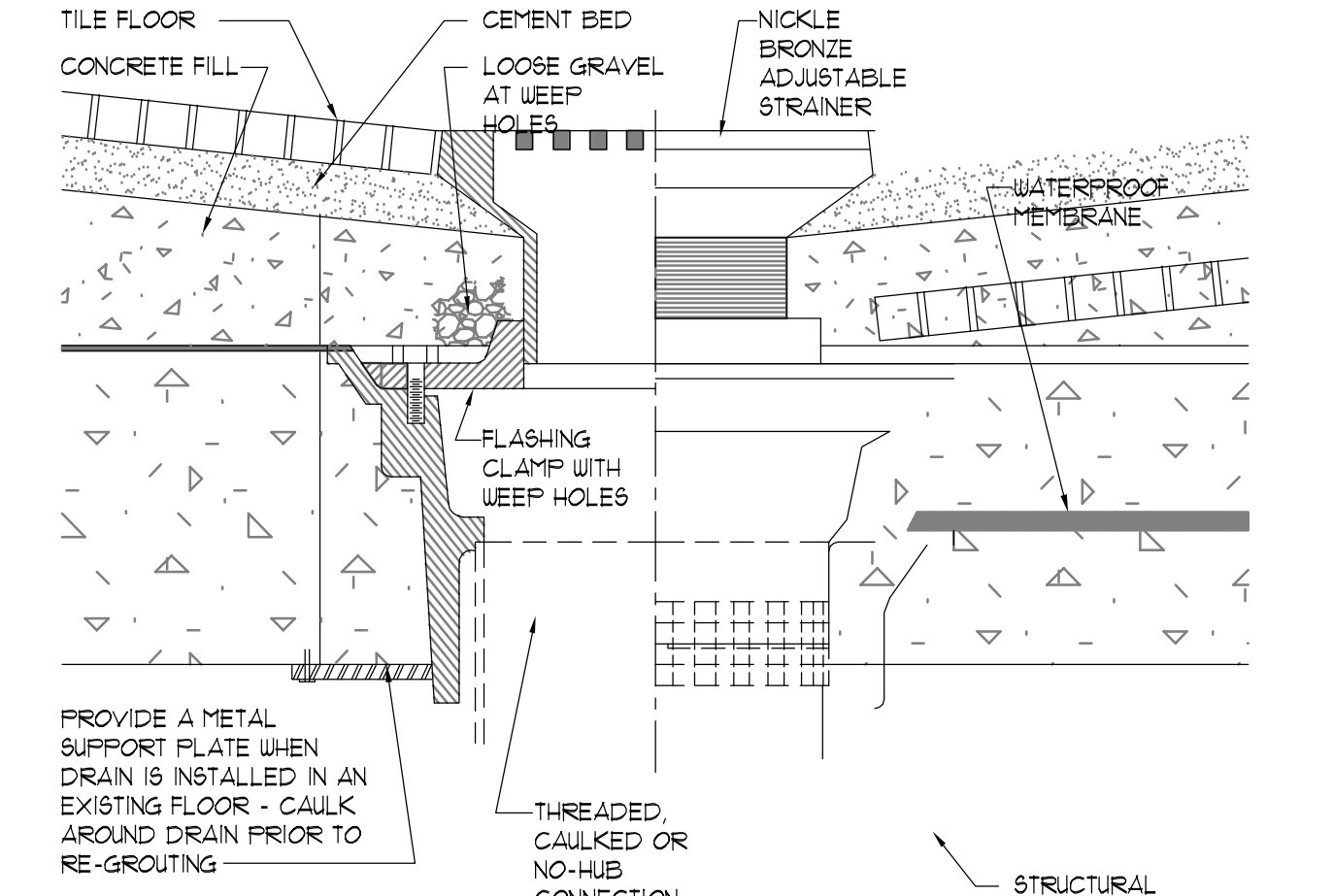
5 GAS WATER HEATER DETAIL (W/ RECIRCULATED LOOP)  
NOT TO SCALE



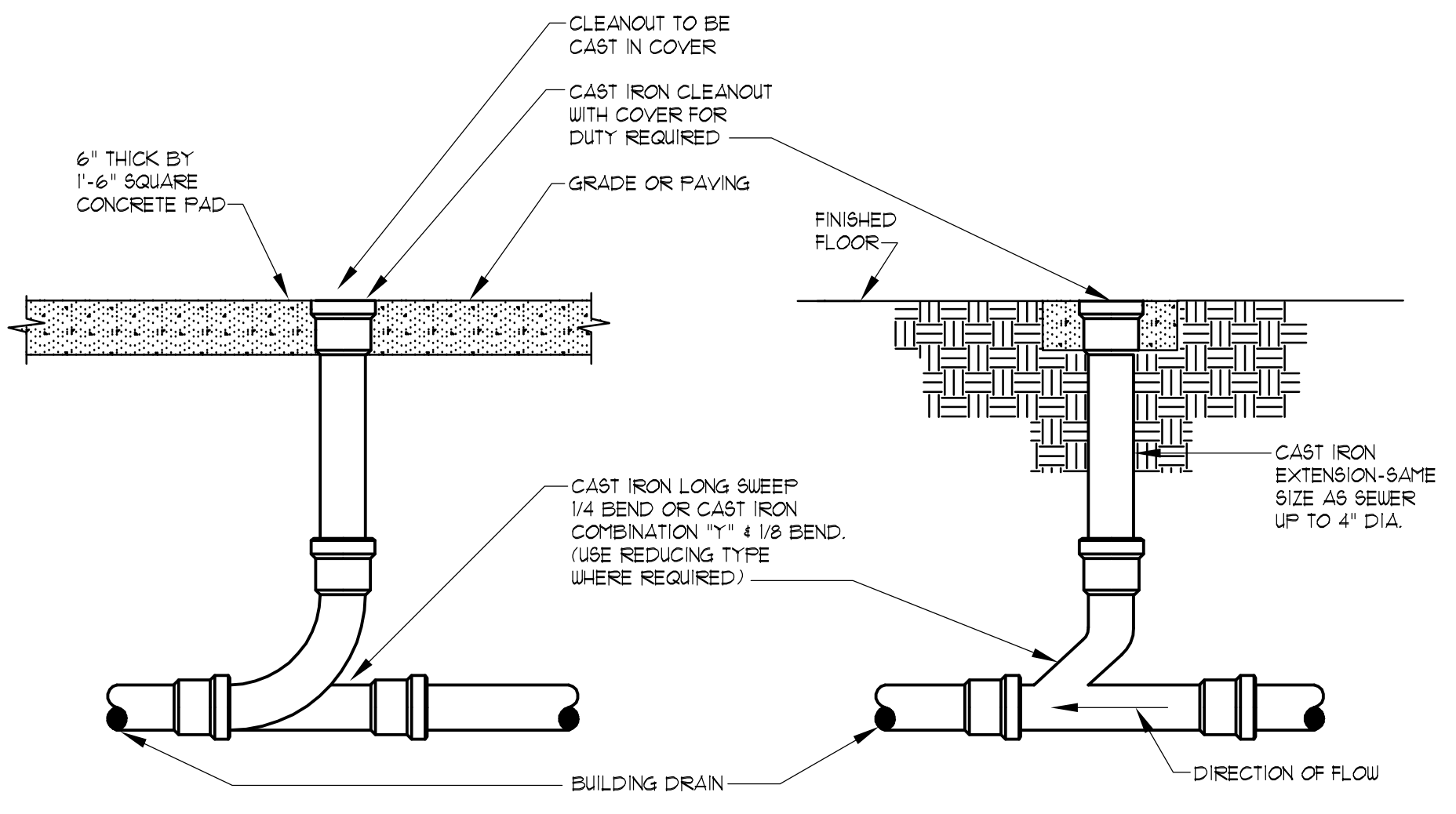
11 DOMESTIC WATER PRESSURE REDUCING STATION DETAIL  
NOT TO SCALE

FOR A 2-1/2" WATER ENTRANCE, USE TWO (2) 1-1/2" FRV's.  
FOR A 3" WATER ENTRANCE, USE TWO (2) 2" FRV's.  
FOR A 4" WATER ENTRANCE, USE THREE (3) 2" FRV's.

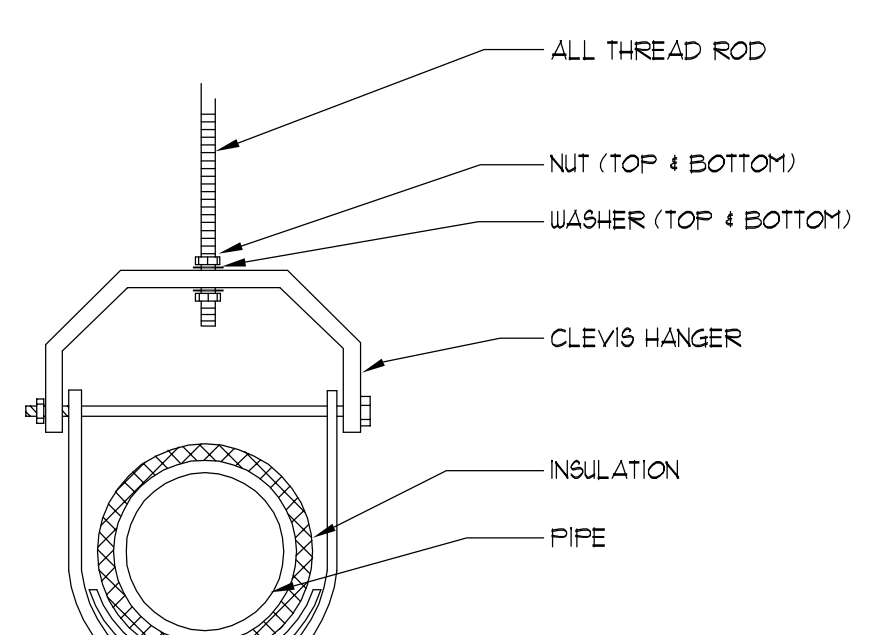
- PLUMBING GENERAL NOTES:**
- ALL WORK SHALL COMPLY WITH ALL LOCAL BUILDING CODES, LAWS, REGULATIONS, ORDINANCES, SMACNA STANDARDS, AND ASHRAE GUIDELINES.
  - THE WORK SHALL CONSIST OF ALL LABOR AND MATERIAL TO COMPLETELY INSTALL ALL WORKS AS SHOWN ON THESE DRAWINGS.
  - RELOCATE PIPING, IF NECESSARY, AS DIRECTED BY THE ARCHITECT/ENGINEER.
  - ALL WORK ASSOCIATED WITH THE SCOPE OF THIS PROJECT INCLUDING EQUIPMENT, ACCESSORIES, DEVICES, SYSTEMS, ETC. SHALL BE COVERED BY A ONE YEAR GUARANTEE WHICH SHALL START AT THE TIME OF FINAL ACCEPTANCE BY THE OWNER. ANY DEFECTS IN PRODUCTS, INSTALLATION, WORKMANSHIP SHALL BE CORRECTED AT NO ADDITIONAL CHARGE AND SHALL INCLUDE ANY NECESSARY REPAIRS TO WALLS, FLOORS, MILLWORK, ETC. WHICH SHALL BE REPAIRED BACK TO NEW AND FINISHED CONDITION.
  - THE CONTRACTOR SHALL KEEP A RECORD OF THE CHANGES WHICH ARE IN CONFLICT WITH THESE DRAWINGS AND SPECIFICATIONS. AT THE COMPLETION OF THIS WORK THE CONTRACTOR SHALL SUBMIT "AS BUILT" PRINTS TO THE OWNER.
  - THE DRAWINGS ARE DIAGNOSTIC AND DO NOT NECESSARILY SHOW THE EXACT ROUTING OR DETAILED FITTINGS. ALL WORK SHALL BE INSTALLED AS A COMPLETE SYSTEM WITH NECESSARY COMPONENTS, FITTINGS, STRAPS, ETC. ALL VALVES SHALL BE INSTALLED SO THAT THEY ARE ACCESSIBLE.
  - REFER TO THE ENTIRE CONTRACTED DRAWING SET AND SPECIFICATIONS FOR GUIDANCE ON DIMENSIONS, CEILING HEIGHTS, DOOR SINGS, ROOM FINISHES, STRUCTURAL DETAILS, LOCATIONS OF PIPING, AND STRUCTURAL MEMBERS. INSTALL THE PLUMBING SYSTEMS SO AS NOT TO INTERFERE WITH THE INSTALLATION OR FUNCTION OF ANOTHER DISCIPLINE WORK.
  - ALL DIMENSIONS OF EXISTING CONSTRUCTION ARE APPROXIMATE. THE CONTRACTORS SHALL MAKE ALL NECESSARY FIELD MEASUREMENTS OF EXISTING STRUCTURES, AND EQUIPMENT TO VERIFY DIMENSIONS SHOWN ON THE DRAWINGS. PROVIDE PROPER DIMENSIONS NOT SHOWN PRIOR TO EQUIPMENT FABRICATION. ALL COST FOR MODIFICATIONS OF NEW CONSTRUCTION DUE TO LACK OF CONFIRMATION OF DIMENSIONS BY FIELD MEASUREMENT SHALL BE THE RESPONSIBILITY OF THE PLUMBING CONTRACTOR.
  - COORDINATE VALVE LOCATIONS WITH ARCHITECTURAL REFLECTED CEILING PLAN TO ENSURE NONE ARE INSTALLED OVER GYPUM BOARD CEILINGS.
  - THE CONTRACTOR SHALL INSTALL ALL WORK IN A NEAT AND WORKMANLIKE MANNER AND ACCORDING TO GENERALLY ACCEPTED PRACTICES OF FIRST CLASS WORKMANSHIP.
  - ALL PIPING, INSULATION CONSTRUCTION STANDARDS, ETC. MUST BE EQUAL TO OR GREATER THAN EXISTING BASE BUILDING STANDARDS. THE USE OF PVC IS NOT PERMITTED.
  - ATTENTION IS DRAWN TO THE FACT THAT THIS IS AN EXISTING FACILITY AND NOT ALL EXISTING PIPING AND EQUIPMENT SHOWN ON THESE DRAWINGS WAS FIELD VERIFIED. IT IS THE CONTRACTOR'S RESPONSIBILITY TO VISIT THE SITE AND VERIFY EXISTING CONDITIONS, DEVIATION, AND NEW WORK PRIOR TO EQUIPMENT AND MATERIALS PURCHASE AND/OR FABRICATION.
  - ALL NEW EQUIPMENT SHALL BE OF THE SAME MANUFACTURER AND MODEL AS EXISTING WHERE MODEL NUMBERS ARE OBSOLETE. PROVIDE EQUIVALENT REPLACEMENT BY SAME MANUFACTURER.
  - ALL EXISTING EQUIPMENT AND MATERIALS SHOWN OR LISTED TO BE REMOVED SHALL BECOME THE PROPERTY OF THE CONTRACTOR AND SHALL BE REMOVED FROM THE PROJECT SITE.



6 TYPE "C" FLOOR DRAIN DETAIL  
NOT TO SCALE

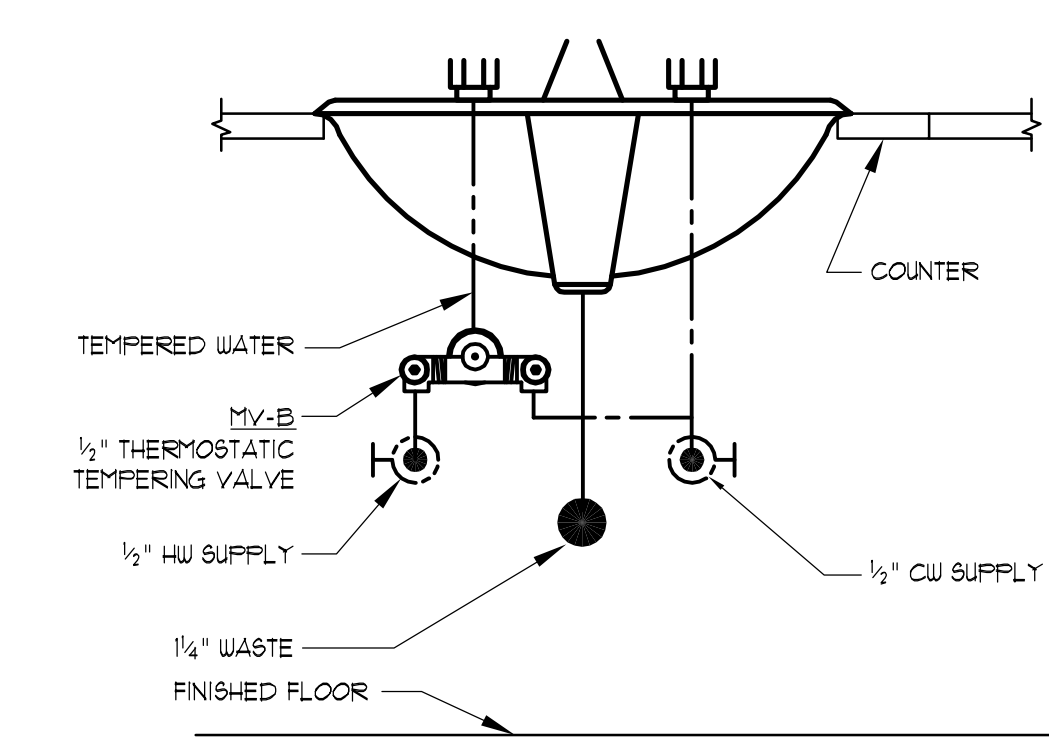


3 CLEANOUT DETAIL  
NOT TO SCALE

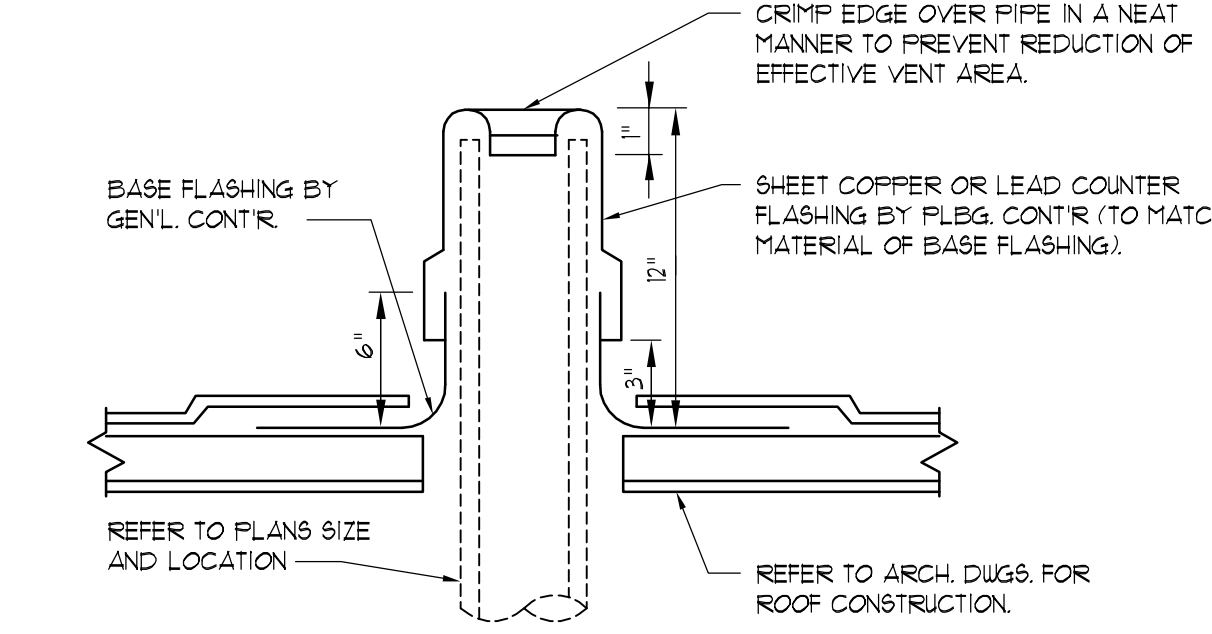


4 TYPICAL CLEVIS HANGER DETAIL  
NOT TO SCALE

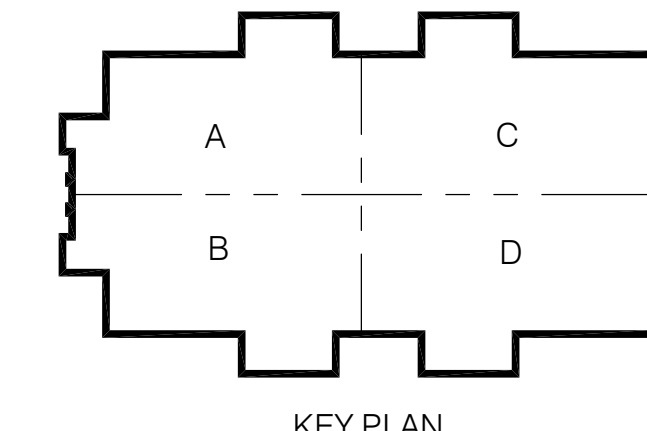
LEGEND - PLUMBING		
SYMBOLS	ABBREV.	DESCRIPTION
---	S OR W	SANITARY OR WASTE PIPING BELOW FLOOR OR GRADE
---	S OR W	SANITARY OR WASTE ABOVE GROUND
---	ST	STORM WATER
---	EST	EMERGENCY STORM WATER
---	V	VENT PIPING
---	CW	DOMESTIC COLD WATER
---	HU	DOMESTIC HOT WATER
---	HUR	HOT WATER RECIRCULATE
---	G	NATURAL GAS PIPING
---	VTR	SANITARY VENT THROUGH ROOF
---	FD	FLOOR DRAIN (-1 + TYPE)
---	HD	HUB DRAIN
---	AD	AREA DRAIN
---	RD	ROOF DRAIN
---	DD	DECK DRAIN
---	ERD	EMERGENCY ROOF DRAIN
---	CO	CLEANOUT
---	FCO	FLOOR CLEANOUT
---	WCO	WALL CLEANOUT
---	YCO	YARD CLEANOUT
---	HB	HOSE BIBB OR DRAIN VALVE
---	NFHJ	NON FREEZE WALL HYDRANT
---	GV	GATE VALVE
---	CV	CHECK VALVE
---	BCV	BALANCING COCK OR VALVE
---	WHA	WATER HAMMER ARRESTOR (P/D SIZE)
---	BFP	BACKFLOW PREVENTER ASSEMBLY
---	RPZ	REDUCED PRESSURE ZONE (BFP)
---	FRV	PRESSURE REDUCING VALVE
---	T & P	TEMPERATURE AND PRESSURE RELIEF VALVE
---	TP	TRAP PRIMER
---	PG	PRESSURE GAUGE WITH GAUGE COCK
---	TM	THERMOMETER
---	UN	UNION
---	IE	INVERT ELEVATION
---	---	DIRECTION OF FLOW IN PIPE
---	---	DIRECTION OF PITCH OF PIPE
---	---	CONNECT TO EXISTING
---	---	PLUMBING FIXTURE DESIGNATION
---	---	REFER TO PLUMBING KEYNOTES
---	---	CONTINUE TO DESIGNATED LOCATION
---	AFG	ABOVE FINISHED GRADE
---	BFF	BELOW FINISHED FLOOR
---	BFG	BELOW FINISHED GRADE
---	FA	FRESH AIR
---	FAV	FRESH AIR VENT
---	A/C	ABOVE CEILING
---	A/F	ABOVE FLOOR
---	B/F	BELOW FLOOR
---	B/G	BELOW GRADE
---	AFF	ABOVE FINISHED FLOOR



1 LOCAL MIXING VALVE DETAIL  
NOT TO SCALE



2 PLUMBING VENT THROUGH FLAT ROOF DETAIL  
NOT TO SCALE



**CONWAY & OWEN**  
 Mechanical • Electrical • Plumbing  
 1455 Bluegrass Lakes Pkwy.  
 Alpharetta, GA 30004  
 P: (678)350-9000 F: (678)350-9010  
 www.Conway & Owen.com

NOT FOR CONSTRUCTION

GOODWYN MILLS C A W O O D

2660 EastChase Lane, Suite 200 | Montgomery, AL 36117  
 Tel 334.271.3200 | GMGNETWORK.COM

ISSUE DATE  
 50% CONSTR. SET 05.27.2016  
 95% CONSTR. SET 06.27.2016

FOLEY EVENT CENTER  
 Foley, Alabama  
 AMGM150099

LEGEND, SCHEDULES, & DETAILS - PLUMBING

P0.01  
 sheet of 000

NOT FOR CONSTRUCTION

1 1.1

2

2.8 3

4

5

6

7

8

K

J

H

G

F

E

K.5

STORAGE

MEN

WOMEN

WOMEN

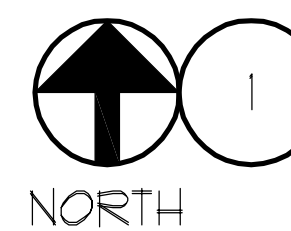
REFEREES

CONCESSIONS

VESTIBULE

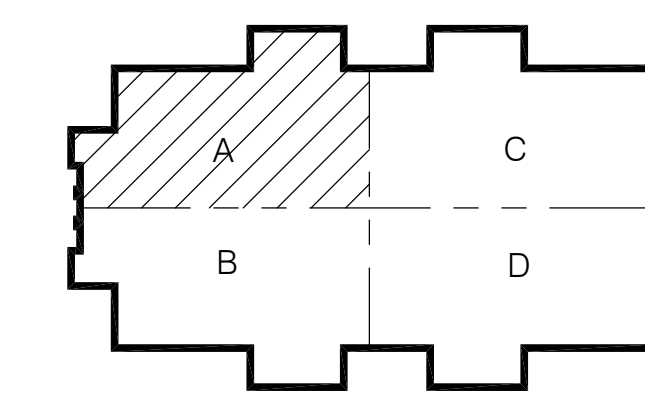
LOBBY

GYMNASIUM



FIRST FLOOR PLAN - PLUMBING - PART A  
SCALE: 1/8" = 1'

NOT FOR CONSTRUCTION



KEY PLAN

**CONWAY & OWEN**  
 Mechanical • Electrical • Plumbing  
 1455 Bluegrass Lakes Pkwy.  
 Alpharetta, GA 30004  
 P: (678)350-9000 F: (678)350-9010  
 www.Conway & Owen.com

NOT FOR CONSTRUCTION

GOODWYN MILLS CAWOOD

2660 EastChase Lane, Suite 200 | Montgomery, AL 36117  
Tel 334.271.3200 | GMCNETWORK.COM

ISSUE/DATE	50% CONSTR SET	95% CONSTR SET
	05-27-2016	06-27-2016

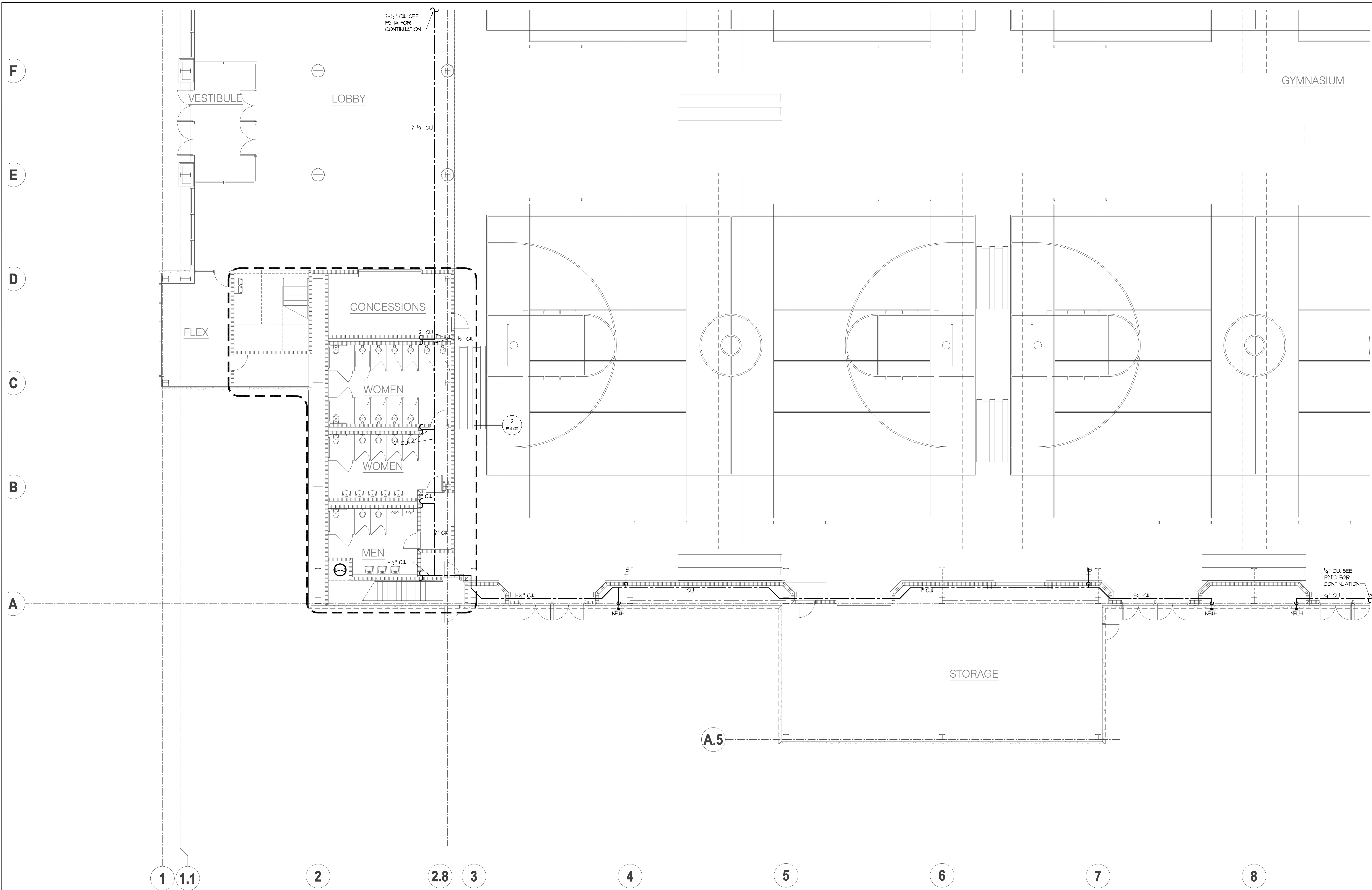
FOLEY EVENT CENTER  
Foley, Alabama


AMGM150099

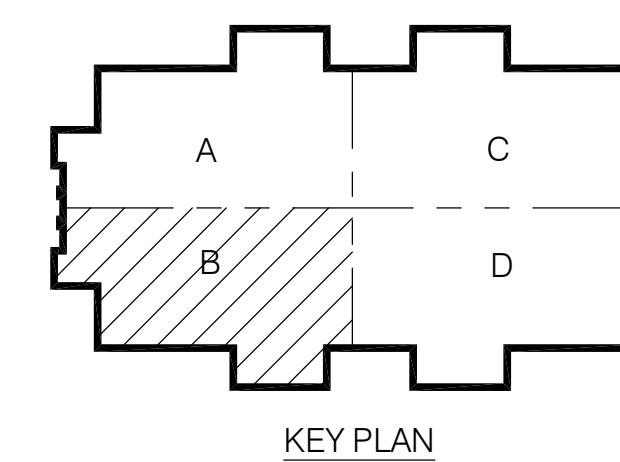
FIRST FLOOR PLAN - PLUMBING - PART A

P2.11A

sheet of 000




**FLOOR PLAN - PLUMBING - PART B**  
 SCALE: 1/8" = 1'  
 NORTH



**CONWAY & OWEN**  
 Mechanical • Electrical • Plumbing  
 1455 Bluegrass Lakes Pkwy.  
 Alpharetta, Ga 30004  
 P: (678)350-9000 F: (678)350-9010  
 www.Conway & Owen.com

**FIRST FLOOR PLAN - PLUMBING - PART B**

**P2.11B**  
 sheet of 000

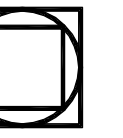
FOLEY EVENT CENTER  
 Foley, Alabama

AMGM150099

ISSUE/DATE

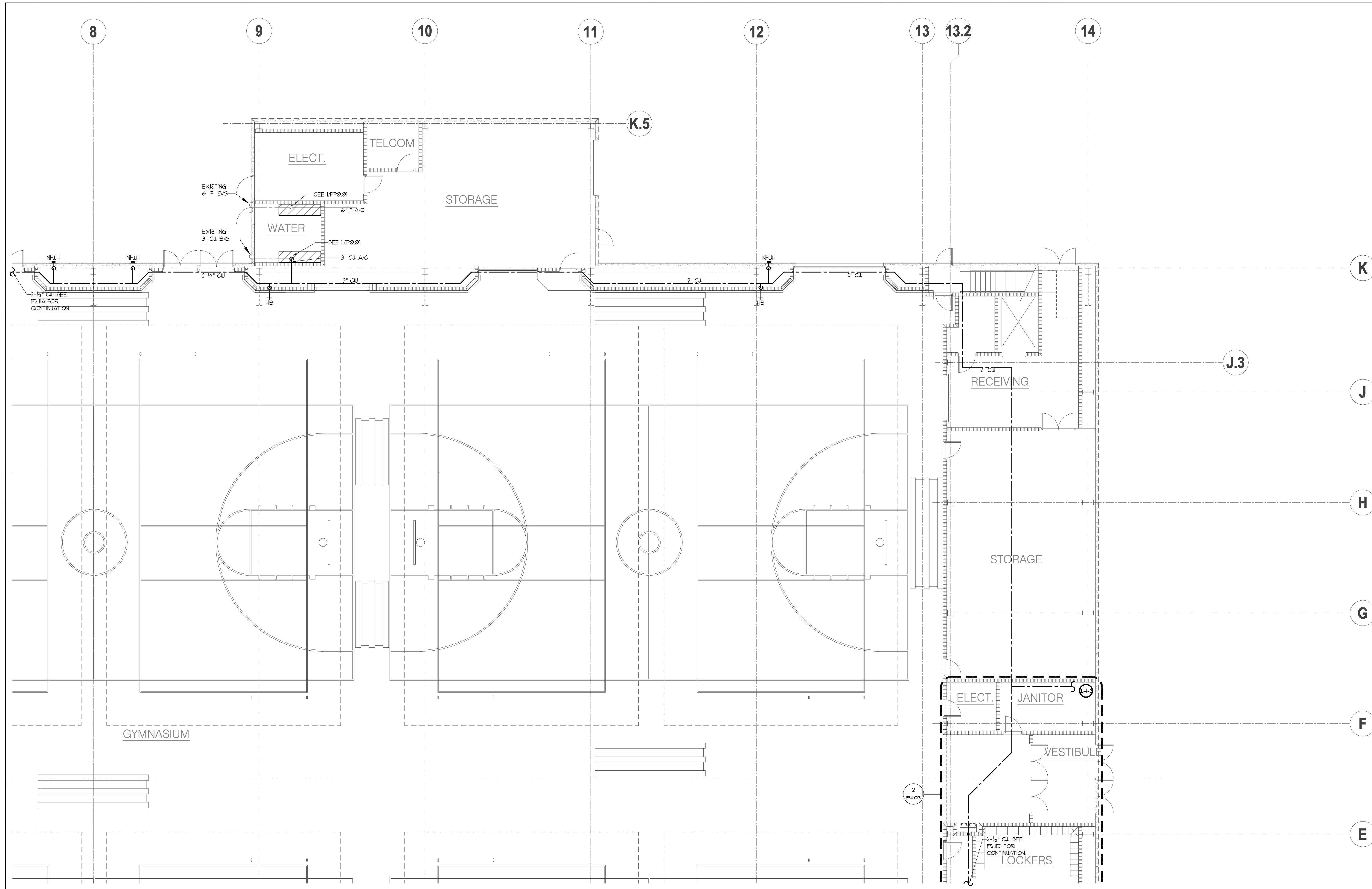
50% CONSTR SET	05-27-2016
95% CONSTR SET	06-27-2016
drawn by:	
checked by:	

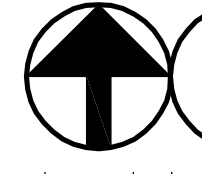
NOT FOR CONSTRUCTION


**GOODWYN MILLS CAWOOD**

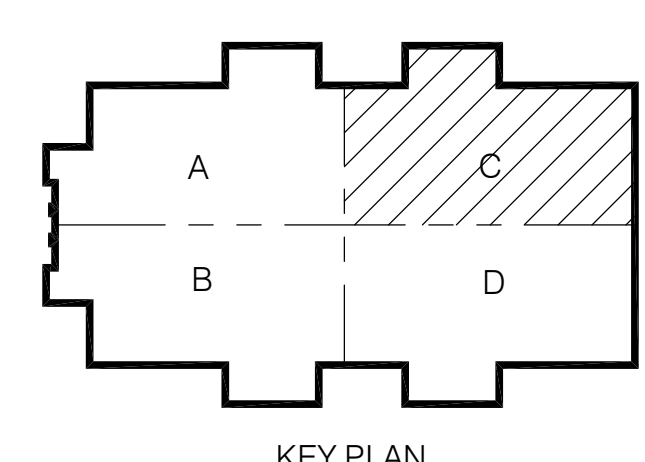
2660 EastChase Lane, Suite 200 | Montgomery, AL  
 Tel 334.271.3200 | GCMNETWORK.COM

NOT FOR CONSTRUCTION




**1** FLOOR PLAN - PLUMBING - PART C  
 SCALE: 1/8" = 1'

NOT FOR CONSTRUCTION



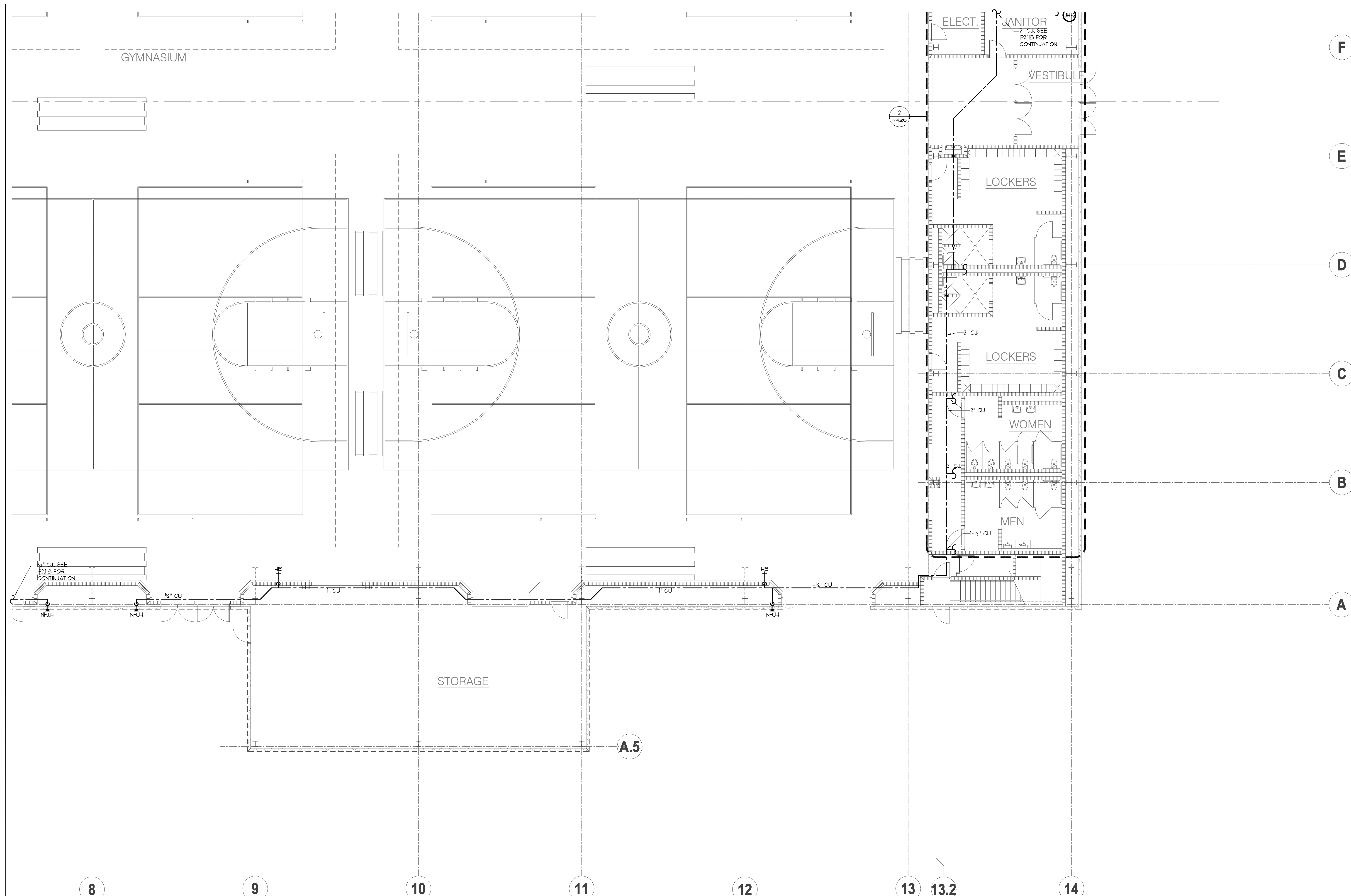
**CONWAY & OWEN**  
 Mechanical • Electrical • Plumbing  
 1455 Bluegrass Lakes Pkwy.  
 Alpharetta, GA 30004  
 P: (678)350-9000 F: (678)350-9010  
 www.Conway & Owen.com

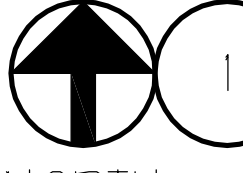
**NOT FOR CONSTRUCTION**  
**GOODYWYN MILLS CAWOOD**  
 2660 EastChase Lane, Suite 200 | Montgomery, AL 36117  
 Tel 334.271.3200 | GMCNETWORK.COM

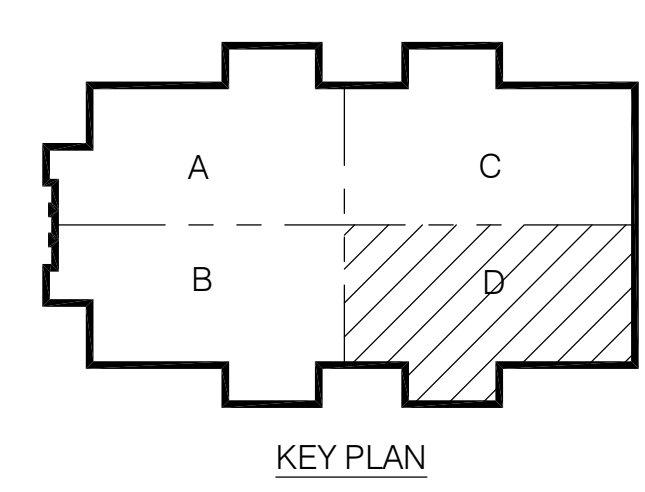
ISSUE/DATE	50% CONSTR SET	95% CONSTR SET	drawn by:	checked by:
	05-27-2016	06-27-2016		

FOLEY EVENT CENTER  
 Foley, Alabama  
 AMGM150099

**FIRST FLOOR PLAN - PLUMBING - PART C**  
**P2.11C**  
 sheet of 000




**FLOOR PLAN - PLUMBING - PART D**  
 SCALE: 1/8" = 1'  
 NORTH



**CONWAY & OWEN**  
 Mechanical • Electrical • Plumbing  
 1455 Bluegrass Lakes Parkway  
 Alpharetta, GA 30004  
 P: (678)350-9000 F: (678)350-9010  
 www.Conway & Owen.com

NOT FOR CONSTRUCTION

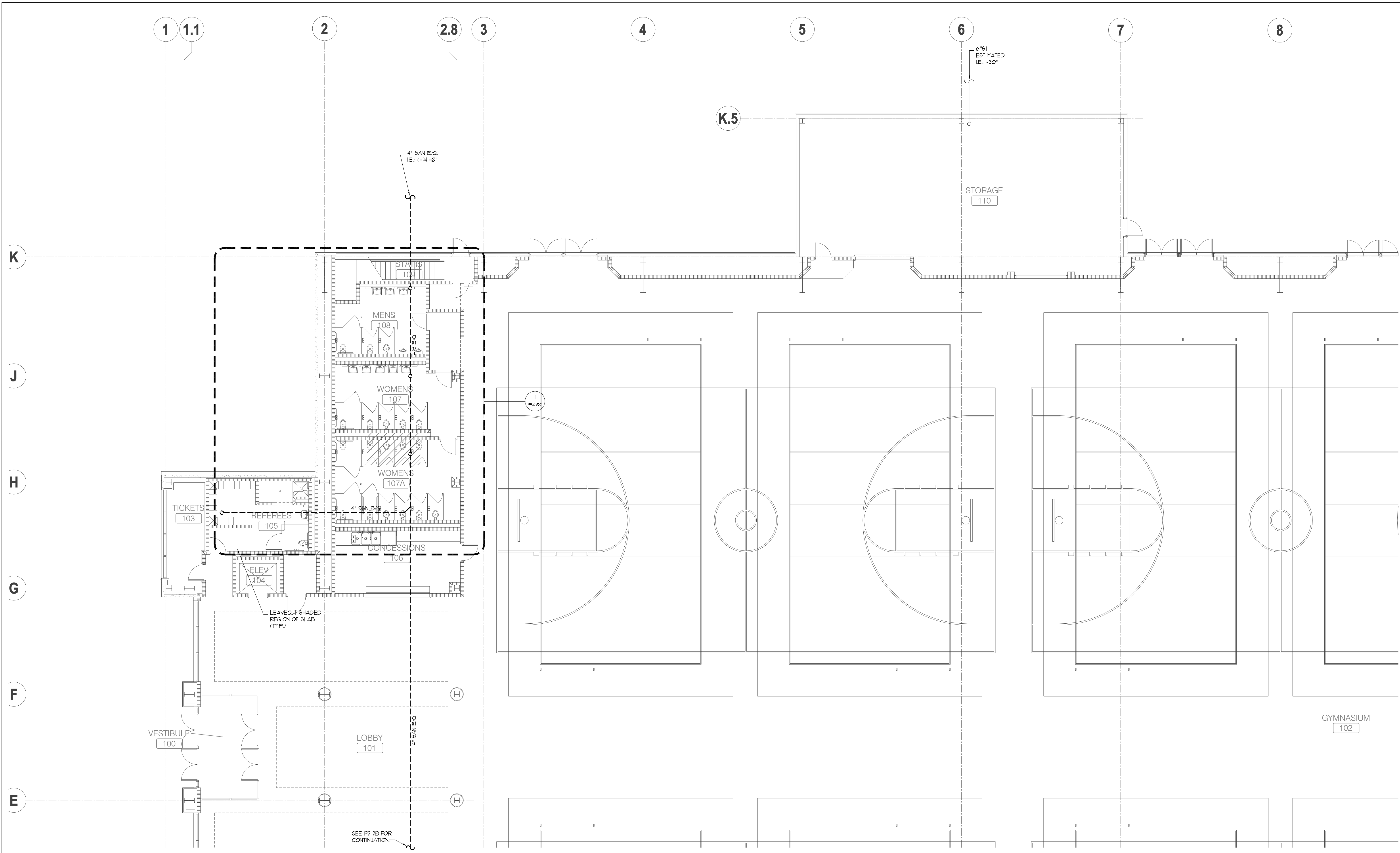
GOODYWYN MILLS | CAWOOD  
 2660 EastChase Lane, Suite 200 | Montgomery, AL  
 Tel 334.271.3200 | GMCNETWORK.COM

ISSUE/DATE	DRAWN BY	CHECKED BY
50% CONSTR SET 05-27-2016		
95% CONSTR SET 06-27-2016		

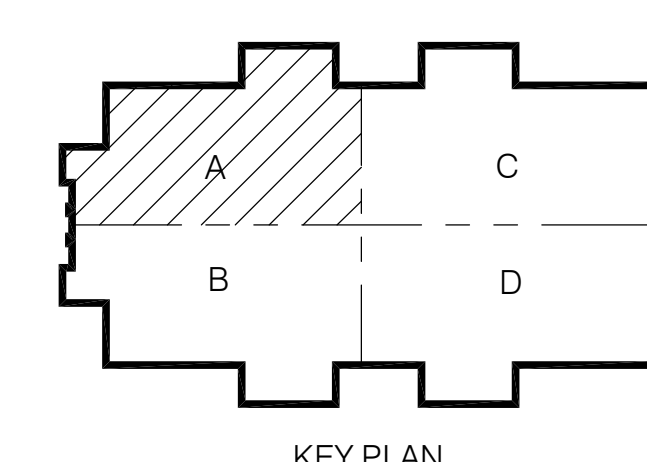
FOLEY EVENT CENTER  
 Foley, Alabama  
 AMGM150099

**FIRST FLOOR PLAN - PLUMBING - PART D**  
**P2.11D**  
 sheet of 000

NOT FOR CONSTRUCTION




**FIRST FLOOR PLAN - WASTE & VENT - PART A**  
 SCALE: 1/8" = 1'  
 NORTH



KEY PLAN

**CONWAY & OWEN**  
 Mechanical • Electrical • Plumbing  
 1455 Bluegrass Lakes Pkwy.  
 Alpharetta, Ga 30004  
 P: (678)350-9000 F: (678)350-9010  
 www.Conway & Owen.com

NOT FOR CONSTRUCTION

FIRST FLOOR PLAN -  
WASTE & VENT - PART A

**P2.12A**

sheet of 000.

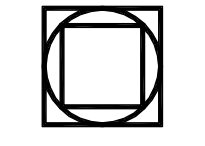
FOLEY EVENT CENTER  
Foley, Alabama

AMGM150099

ISSUE DATE	50% CONSTR. SET	95% CONSTR. SET
	05.27.2016	06.27.2016

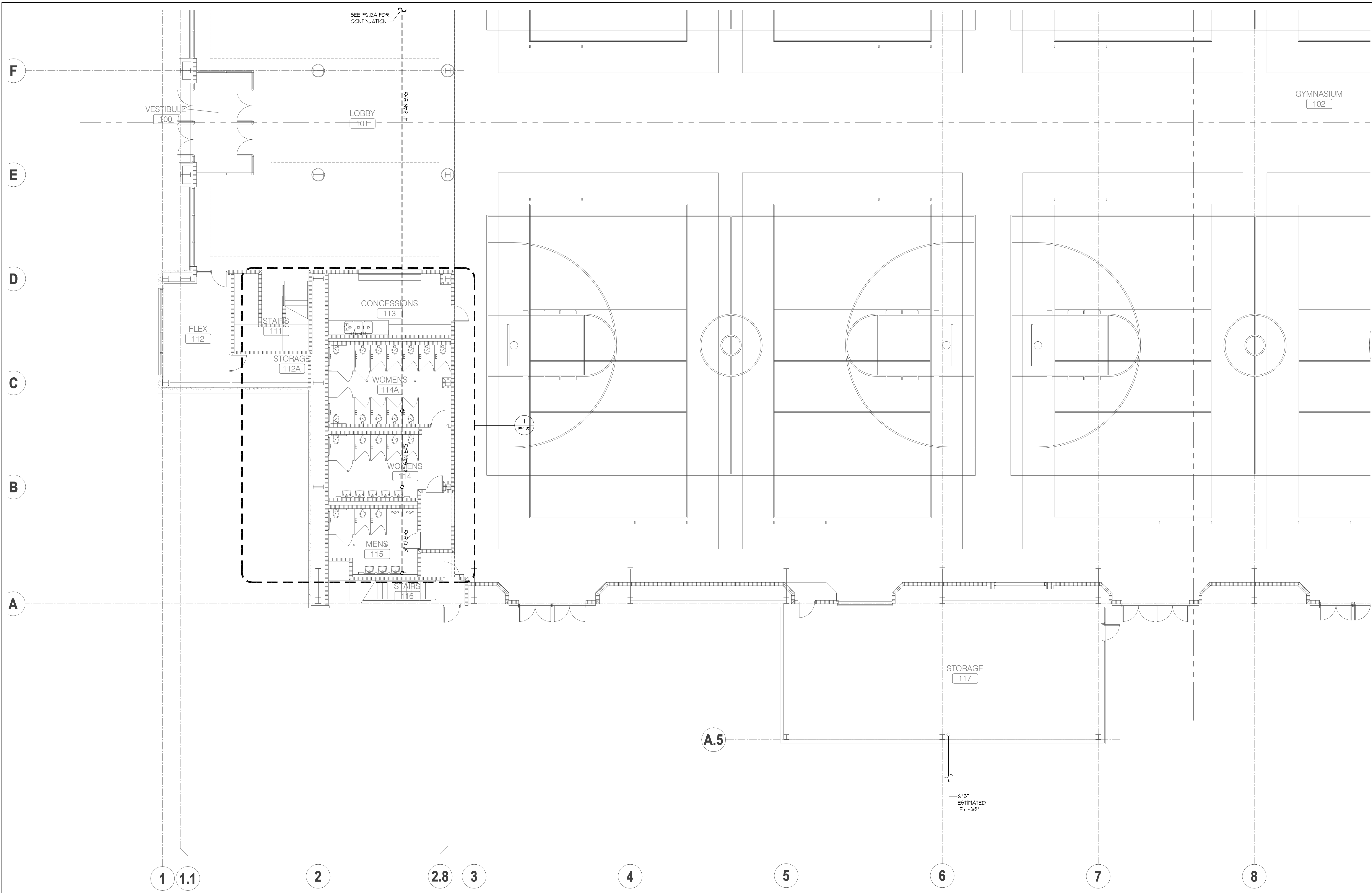
drawn by: \_\_\_\_\_  
 checked by: \_\_\_\_\_

NOT FOR CONSTRUCTION

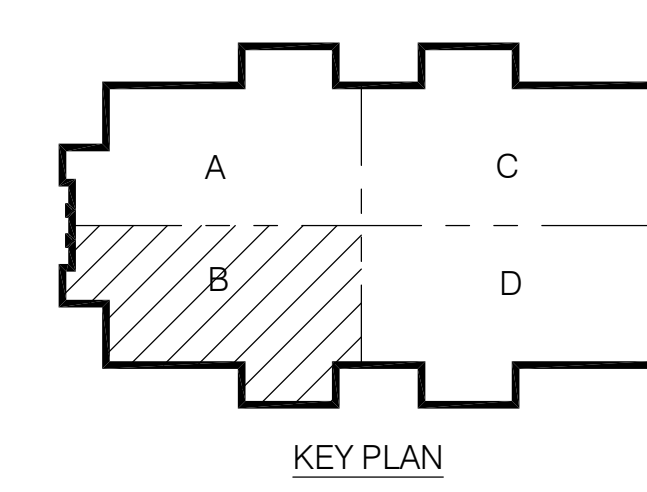

**GOODWYN MILLS | CA WOOD**

2660 EastChase Lane, Suite 200 | Montgomery, AL  
 Tel 334.271.3200 | GMGNETWORK.COM






**FIRST FLOOR PLAN - WASTE & VENT - PART B**  
 SCALE: 1/8" = 1'  
 NORTH



**CONWAY & OWEN**  
 Mechanical • Electrical • Plumbing  
 1455 Bluegrass Lakes Pkwy.  
 Alpharetta, Ga 30004  
 P: (678)350-9000 F: (678)350-9010  
 www.Conway & Owen.com

NOT FOR CONSTRUCTION

**FIRST FLOOR PLAN -  
 WASTE & VENT - PART B**

**P2.12B**  
 sheet of 000

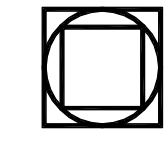
FOLEY EVENT CENTER  
 Foley, Alabama

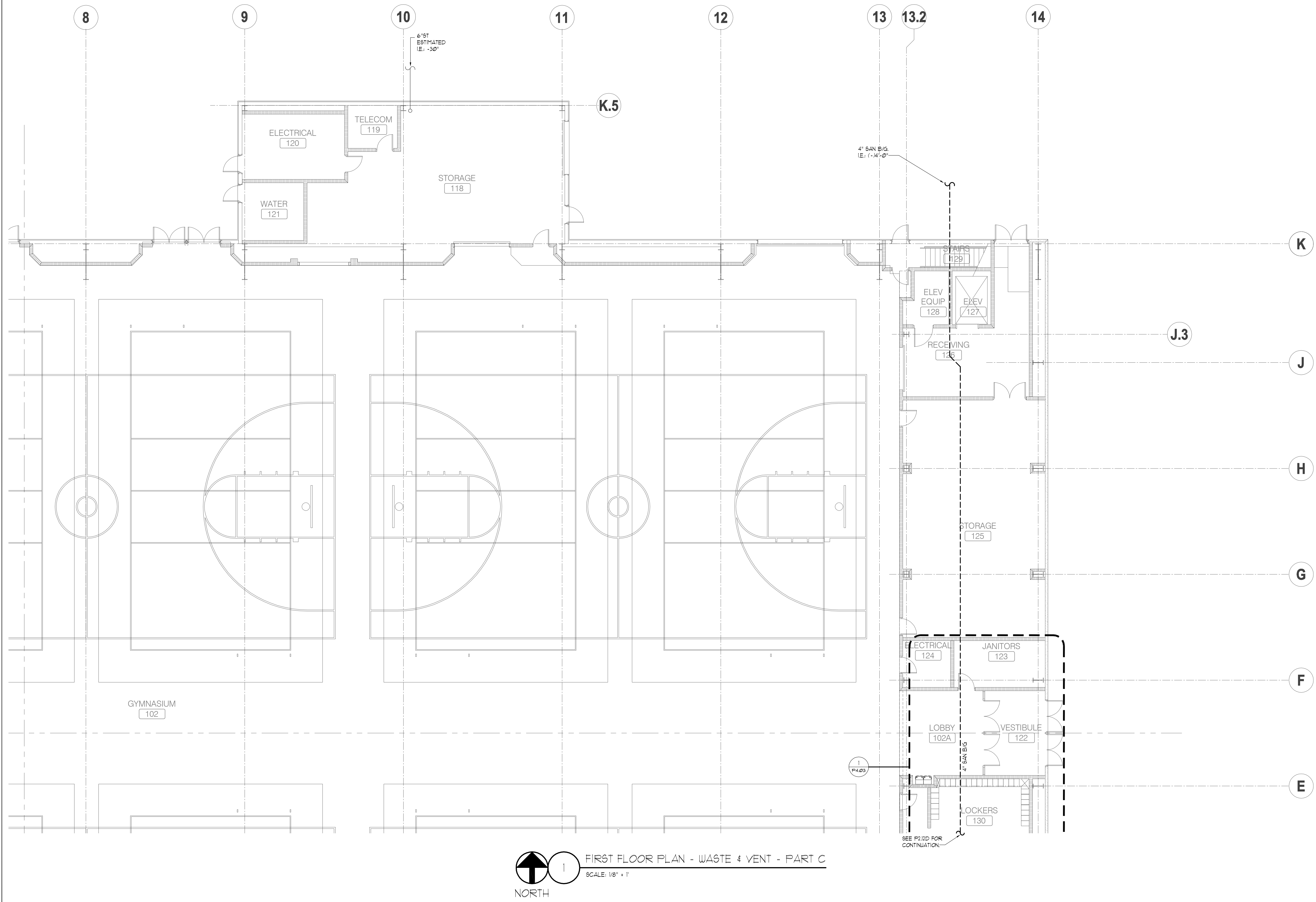
AMGM150099

ISSUE DATE

50% CONSTR. SET	05.27.2016
95% CONSTR. SET	06.27.2016
drawn by:	
checked by:	

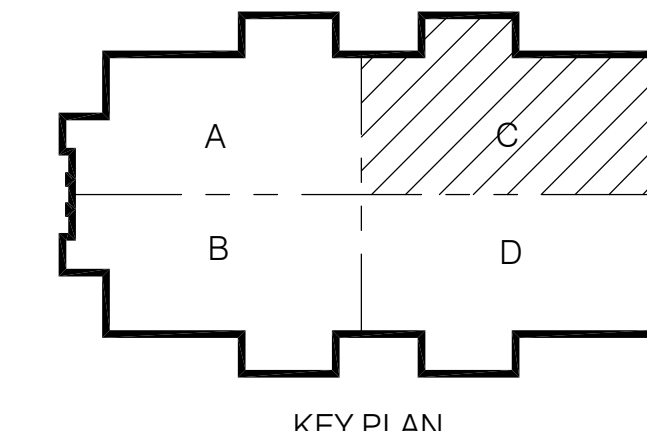
NOT FOR CONSTRUCTION


**GOODWYN MILLS | CA WOOD**  
 2660 EastChase Lane, Suite 200 | Montgomery, AL  
 Tel: 334.271.3200 | GMGNETWORK.COM




**1** FIRST FLOOR PLAN - WASTE & VENT - PART C  
 SCALE: 1/8" = 1'  
 NORTH

NOT FOR CONSTRUCTION



KEY PLAN

**CONWAY & OWEN**  
 Mechanical • Electrical • Plumbing  
 1455 Bluegrass Lakes Pkwy.  
 Alpharetta, Ga 30004  
 P: (678)350-9000 F: (678)350-9010  
 www.Conway & Owen.com

FIRST FLOOR PLAN - WASTE & VENT - PART C

**P2.12C**

sheet of 000

FOLEY EVENT CENTER  
Foley, Alabama

AMGM150099

ISSUE DATE

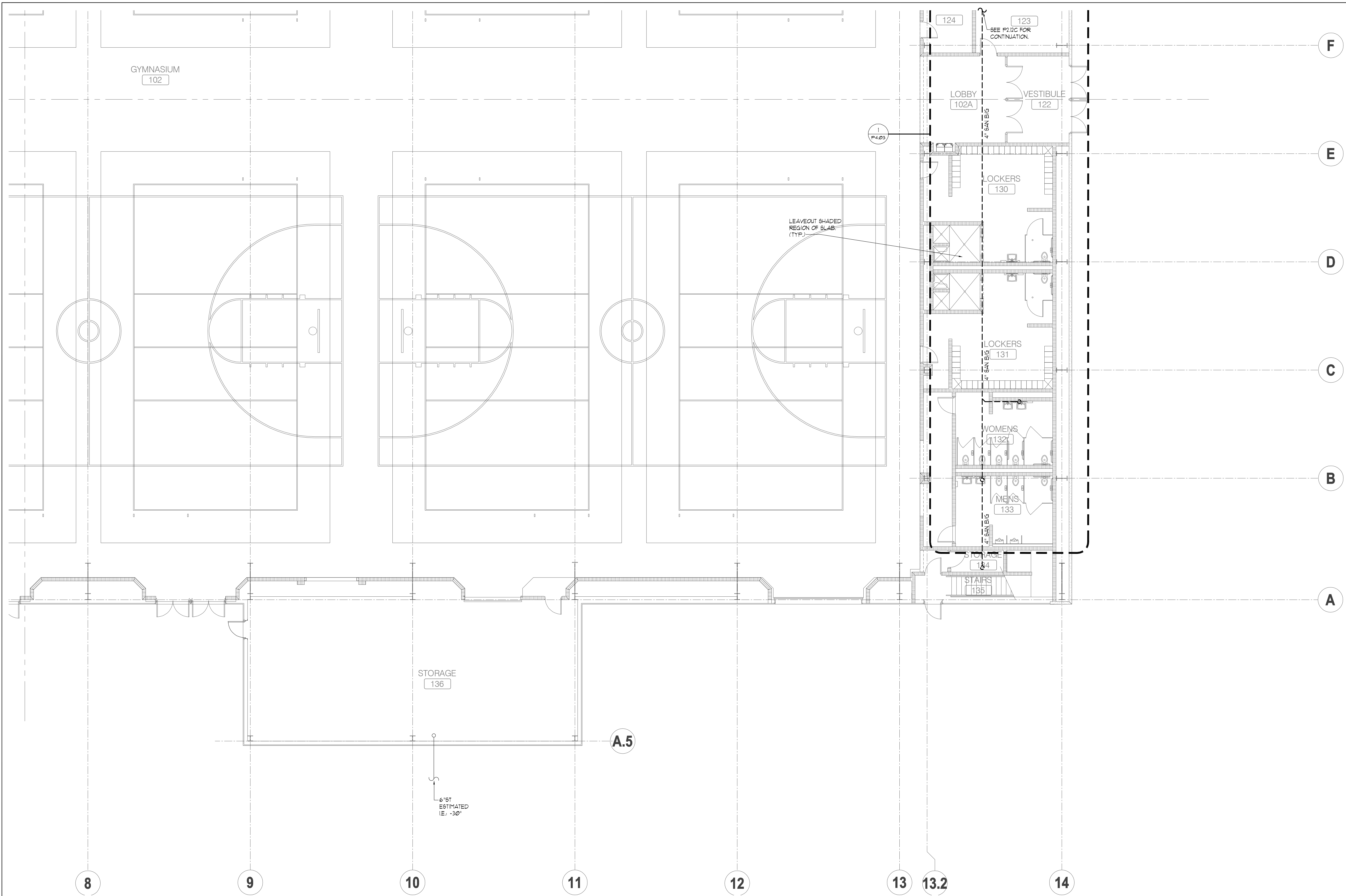
50% CONSTR. SET	05.27.2016
95% CONSTR. SET	06.27.2016

drawn by:	
checked by:	

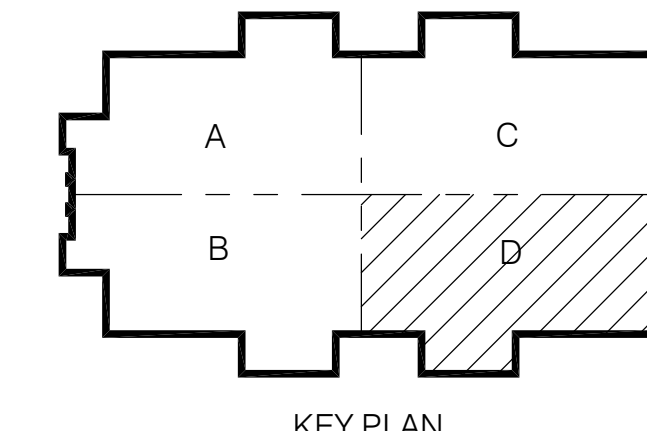
NOT FOR CONSTRUCTION

GOODWYN MILLS CAWOOD

2660 EastChase Lane, Suite 200 | Montgomery, AL  
 Tel 334.271.3200 | GMGNETWORK.COM



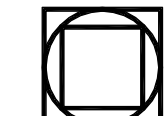

**FIRST FLOOR PLAN - WASTE & VENT - PART D**  
 SCALE: 1/8" = 1'  
 NORTH



**CONWAY & OWEN**  
 Mechanical • Electrical • Plumbing  
 1455 Bluegrass Lakes Pkwy.  
 Alpharetta, Ga 30004  
 P: (678)350-9000 F: (678)350-9010  
 www.Conway & Owen.com

NOT FOR CONSTRUCTION

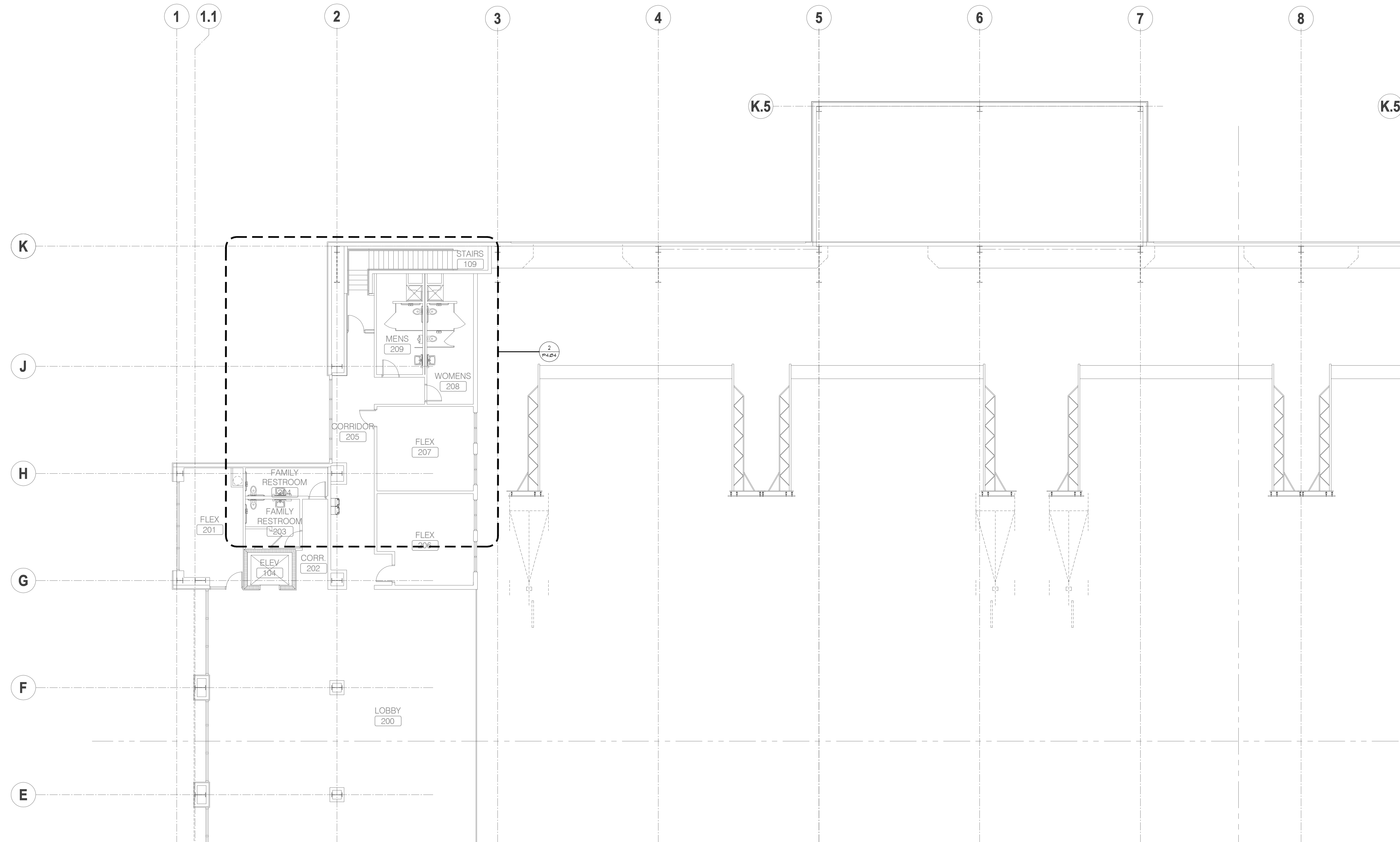
NOT FOR CONSTRUCTION


**GOODWYN MILLS | CA WOOD**  
 2660 EastChase Lane, Suite 200 | Montgomery, AL  
 Tel 334.271.3200 | 36117 | GMGNETWORK.COM

ISSUE DATE	
50% CONSTR. SET	05.27.2016
95% CONSTR. SET	06.27.2016
drawn by:	
checked by:	

FOLEY EVENT CENTER  
 Foley, Alabama  
 AMGM150099

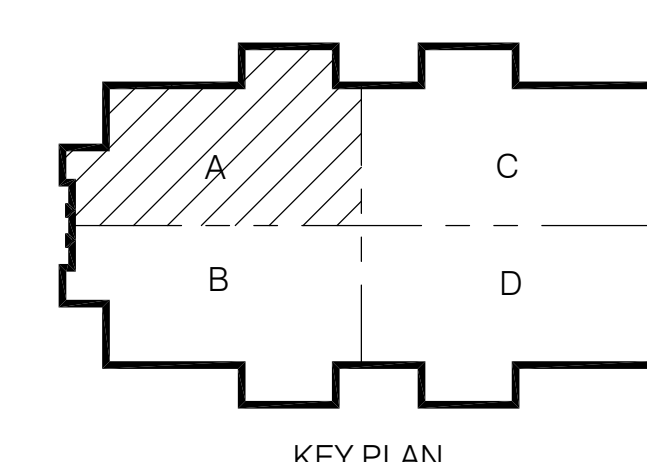
**FIRST FLOOR PLAN - WASTE & VENT - PART D**  
**P2.12D**  
 sheet of 000





**MEZZANINE LEVEL - PLUMBING - DOMESTIC - PART A**  
 SCALE: 1/8" = 1'

NOT FOR CONSTRUCTION



KEY PLAN

**CONWAY & OWEN**  
 Mechanical • Electrical • Plumbing  
 1455 Bluegrass Lakes Pkwy.  
 Alpharetta, Ga 30004  
 P: (678)350-9000 F: (678)350-9010  
 www.Conway & Owen.com

**MEZZANINE LEVEL -  
 PLUMBING - DOMESTIC -  
 PART A**

**P2.21A**

sheet of 000.

FOLEY EVENT CENTER

Foley, Alabama

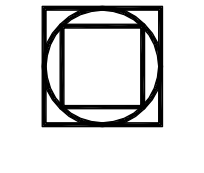
AMGM150099

ISSUE DATE

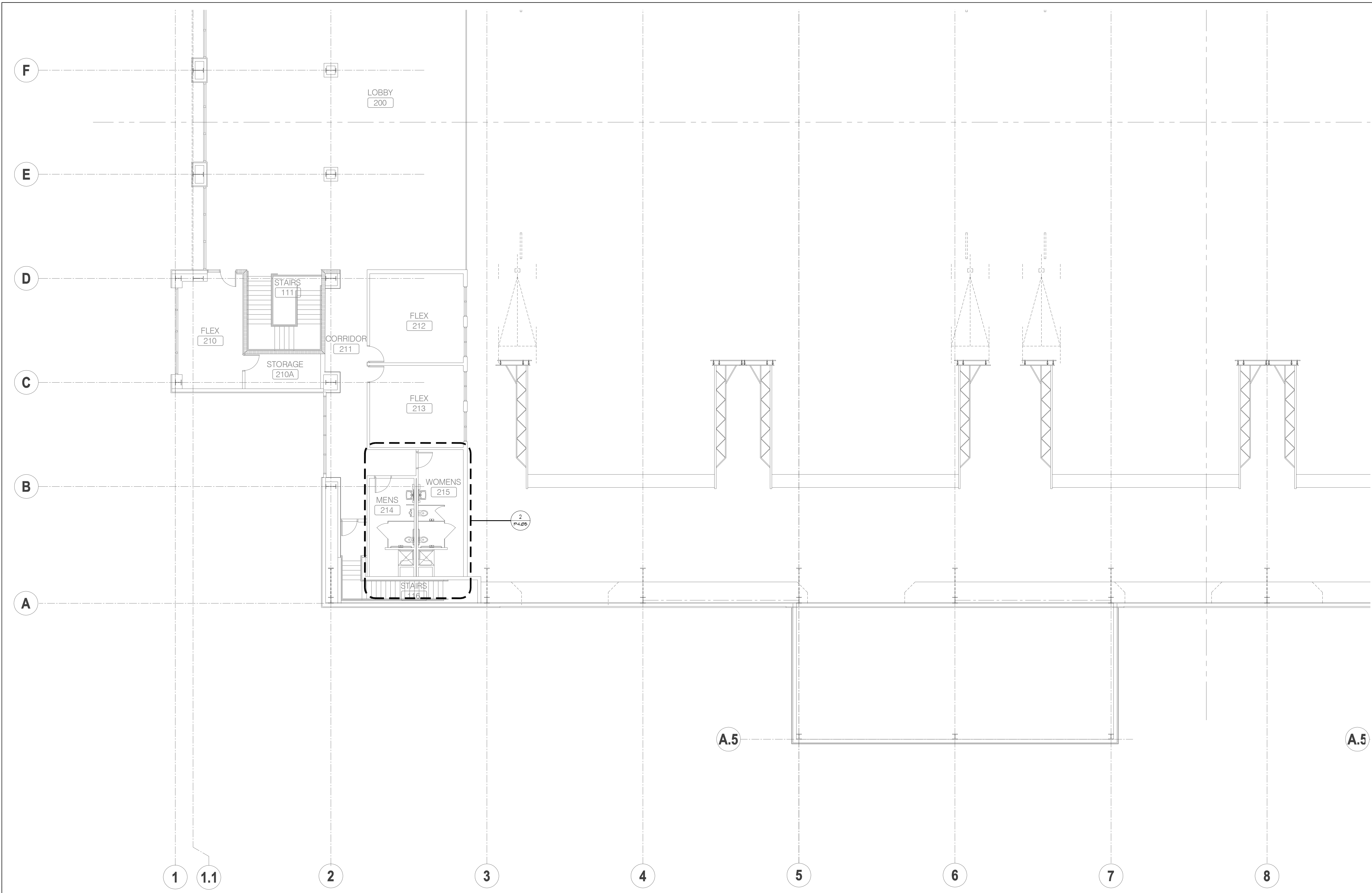
50% CONSTR. SET	05.27.2016
95% CONSTR. SET	06.27.2016

drawn by:	
checked by:	

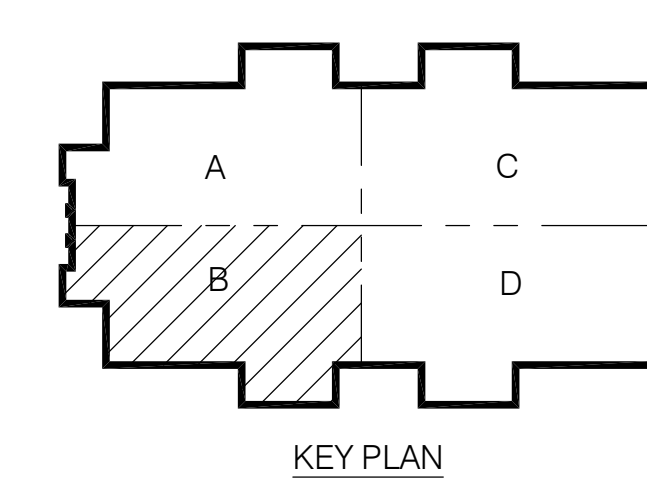
NOT FOR CONSTRUCTION


**GOODWYN MILLS | CA WOOD**

2660 EastChase Lane, Suite 200 | Montgomery, AL  
 Tel 334.271.3200 | GMGNETWORK.COM




**MEZZANINE LEVEL - PLUMBING - DOMESTIC - PART B**  
 SCALE: 1/8" = 1'  
 NORTH



**CONWAY & OWEN**  
 Mechanical • Electrical • Plumbing  
 1455 Bluegrass Lakes Pkwy.  
 Alpharetta, Ga 30004  
 P: (678)350-9000 F: (678)350-9010  
 www.Conway & Owen.com

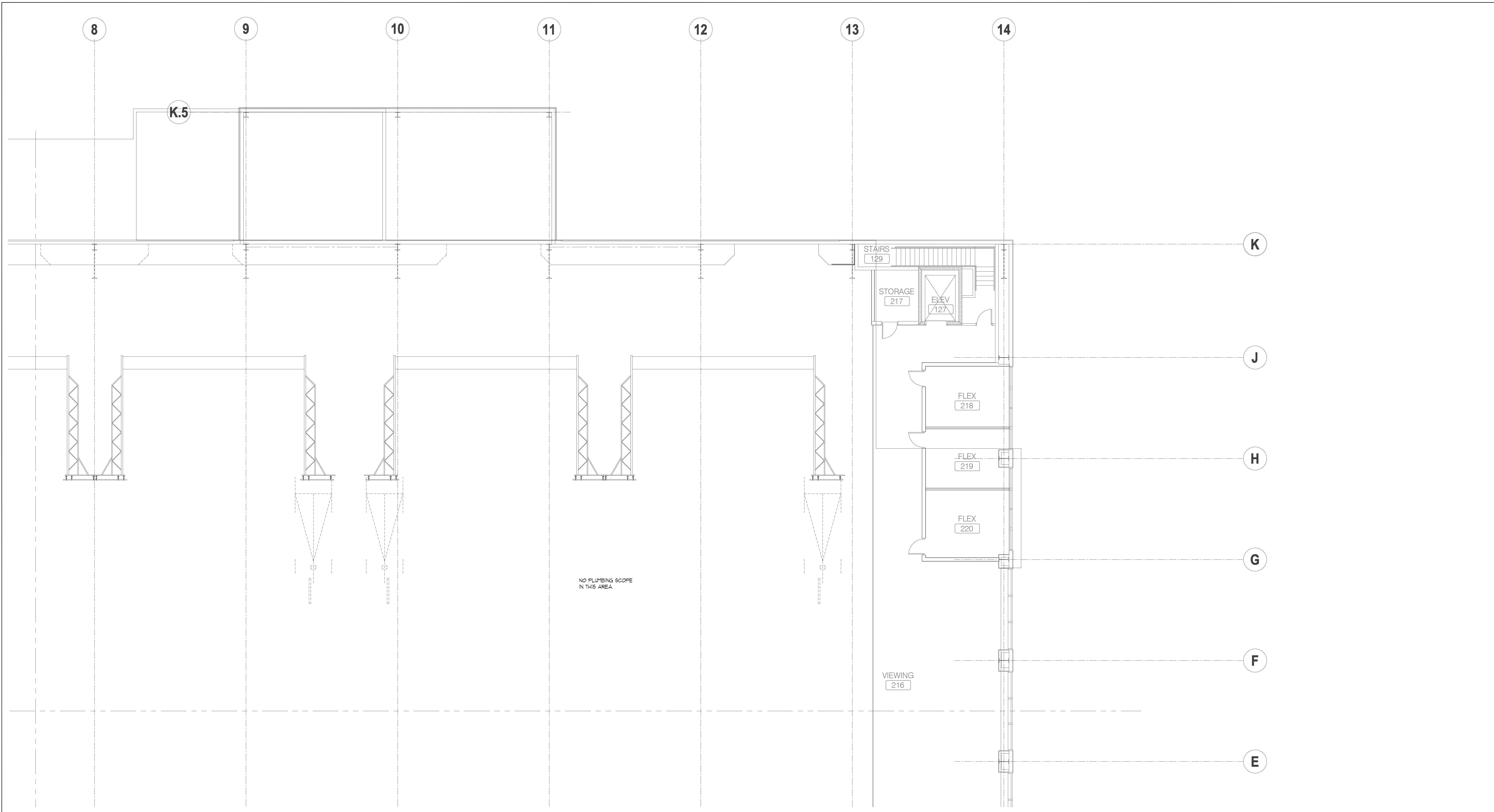
NOT FOR CONSTRUCTION


**MEZZANINE LEVEL - PLUMBING - DOMESTIC - PART B**  
**P2.21B**  
 sheet of 000.

**FOLEY EVENT CENTER**  
 Foley, Alabama  
 AMGM150099

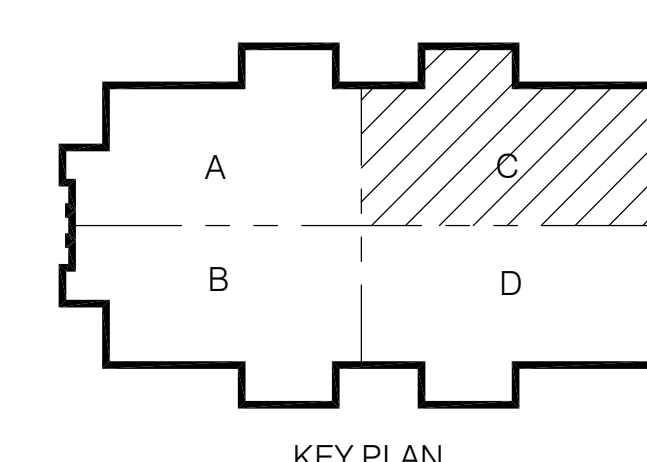
**NOT FOR CONSTRUCTION**  
**GOODWYN MILLS CAWOOD**  
 2660 EastChase Lane, Suite 200 | Montgomery, AL  
 Tel 334.271.3200 | GMGNETWORK.COM

ISSUE DATE	drawn by	checked by
50% CONSTR SET   05.27.2016		
95% CONSTR SET   06.27.2016		




**MEZZANINE LEVEL - PLUMBING - DOMESTIC - PART C**  
 SCALE: 1/8" = 1'  
 NORTH

NOT FOR CONSTRUCTION



KEY PLAN

**CONWAY & OWEN**  
 Mechanical • Electrical • Plumbing  
 1455 Bluegrass Lakes Pkwy.  
 Alpharetta, Ga 30004  
 P: (678)350-9000 F: (678)350-9010  
 www.Conway & Owen.com


**MEZZANINE LEVEL -  
 PLUMBING - DOMESTIC -  
 PART C**

**P2.21C**  
 sheet of 000

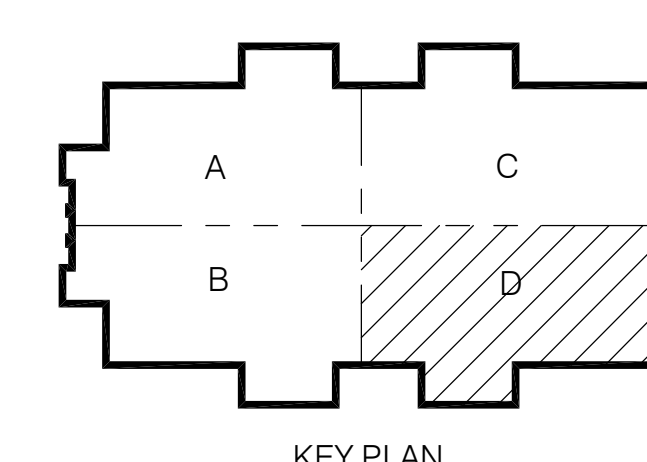
FOLEY EVENT CENTER  
 Foley, Alabama  
 AMGM150099

ISSUE DATE	
50% CONSTR SET	05.27.2016
95% CONSTR SET	06.27.2016
drawn by:	
checked by:	

NOT FOR CONSTRUCTION  
**GOODWYN MILLS | CAWOOD**  
 2660 EastChase Lane, Suite 200 | Montgomery, AL  
 Tel 334.271.3200 | GMGNETWORK.COM



MEZZANINE LEVEL - PLUMBING - DOMESTIC - PART D  
SCALE: 1/8" = 1'



KEY PLAN

**CONWAY & OWEN**  
Mechanical • Electrical • Plumbing  
1455 Bluegrass Lakes Pkwy.  
Alpharetta, Ga 30004  
P: (678)350-9000 F: (678)350-9010  
www.Conway & Owen.com

NOT FOR CONSTRUCTION

MEZZANINE LEVEL -  
PLUMBING - DOMESTIC -  
PART D

P2.21D  
sheet of 000

FOLEY EVENT CENTER  
Foley, Alabama

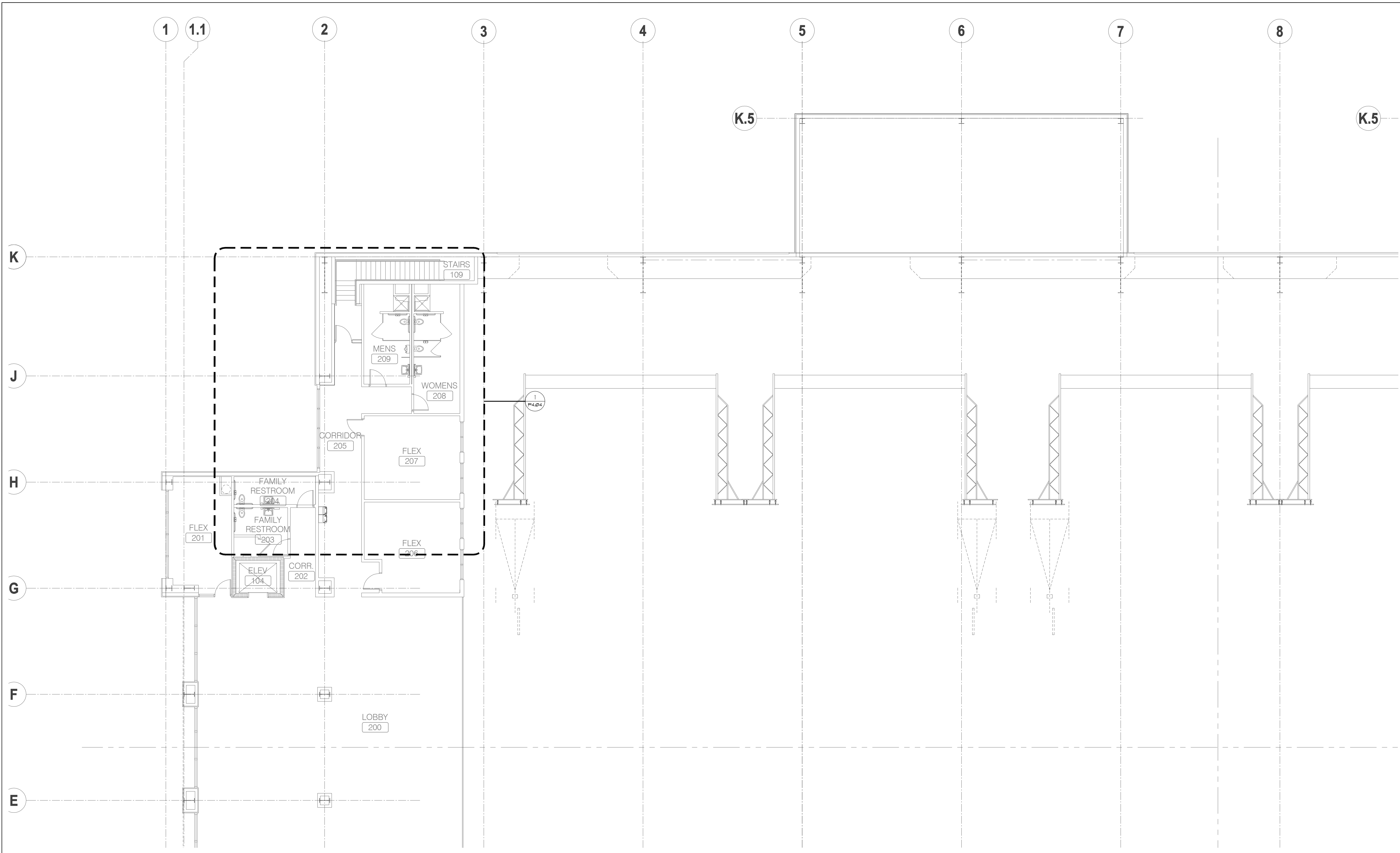
AMGM150099

ISSUE DATE	
50% CONSTR SET	05.27.2016
95% CONSTR SET	06.27.2016
drawn by:	
checked by:	

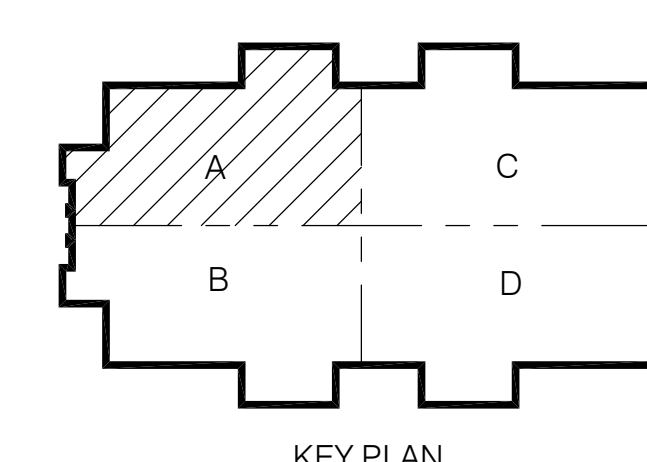
NOT FOR CONSTRUCTION

**GOODWYN MILLS | CAWOOD**

2660 EastChase Lane, Suite 200 | Montgomery, AL  
Tel 334.271.3200 | GMCNETWORK.COM




**MEZZANINE LEVEL - WASTE & VENT - PART A**  
 SCALE: 1/8" = 1'  
 NORTH



KEY PLAN

**CONWAY & OWEN**  
 Mechanical • Electrical • Plumbing  
 1455 Bluegrass Lakes Pkwy.  
 Alpharetta, Ga 30004  
 P: (678)350-9000 F: (678)350-9010  
 www.Conway & Owen.com

NOT FOR CONSTRUCTION

MEZZANINE LEVEL -  
WASTE & VENT - PART A

**P2.22A**

sheet of 000

FOLEY EVENT CENTER  
Foley, Alabama

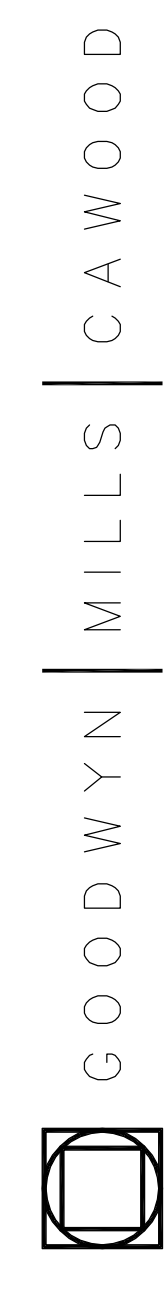
AMGM150099

ISSUE DATE

50% CONSTR. SET	05.27.2016
95% CONSTR. SET	06.27.2016

drawn by:	
checked by:	

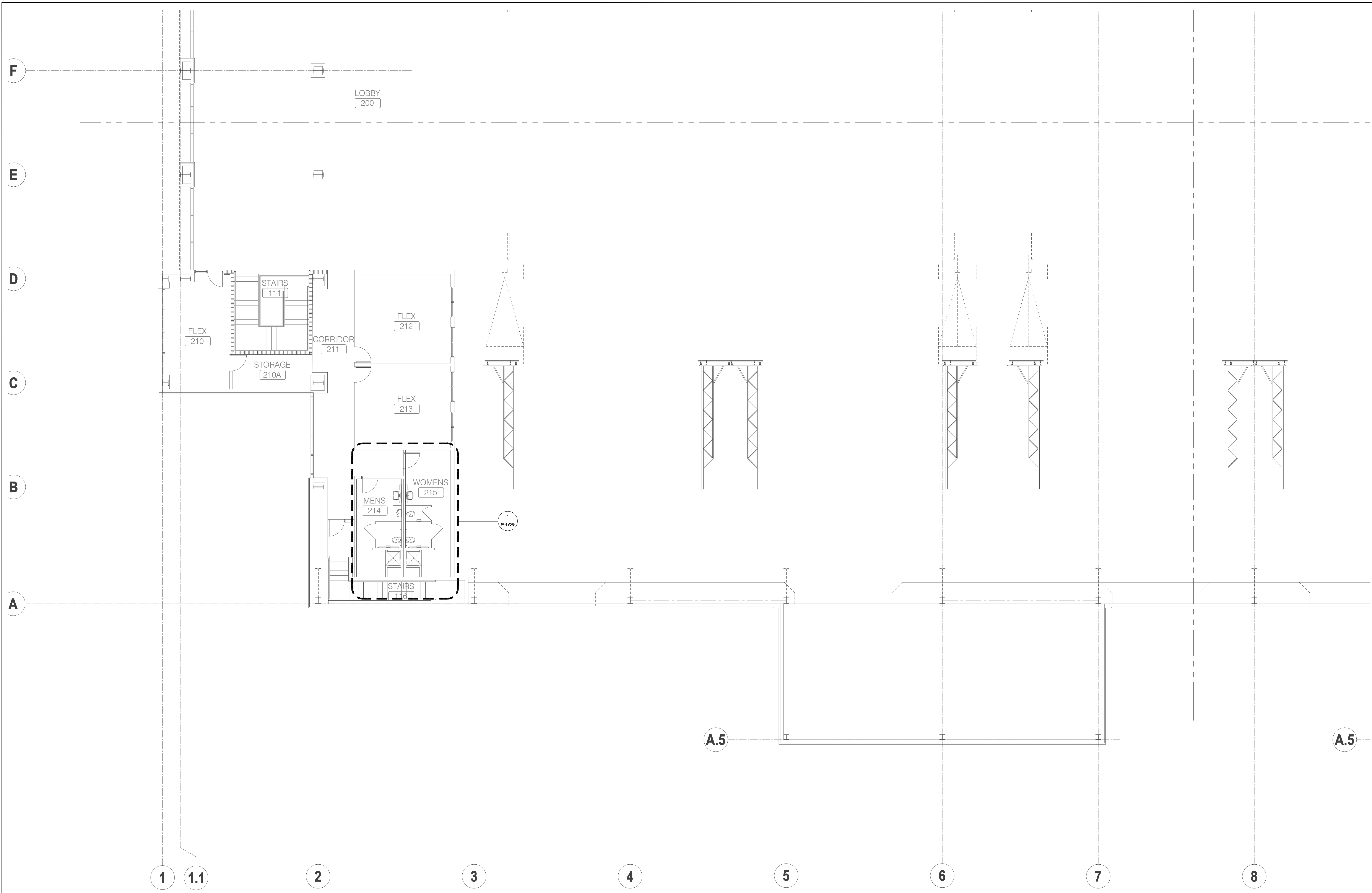
NOT FOR CONSTRUCTION



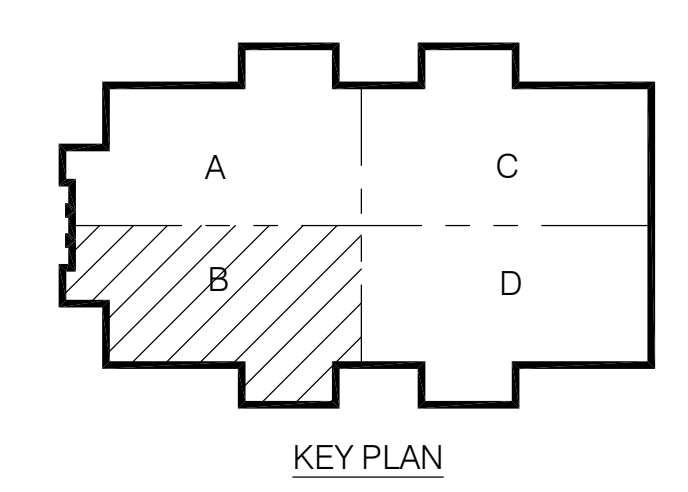
GOODWYN MILLS | C.A. WOOD

2660 EastChase Lane, Suite 200 | Montgomery, AL  
 Tel: 334.271.3200 | GMGNETWORK.COM






**MEZZANINE LEVEL - WASTE & VENT - PART B**  
 SCALE: 1/8" = 1'  
 NORTH



KEY PLAN

**CONWAY & OWEN**  
 Mechanical • Electrical • Plumbing  
 1455 Bluegrass Lakes Pkwy.  
 Alpharetta, Ga 30004  
 P: (678)350-9000 F: (678)350-9010  
 www.Conway & Owen.com

NOT FOR CONSTRUCTION

MEZZANINE LEVEL -  
WASTE & VENT - PART B

**P2.22B**

sheet of 000.

FOLEY EVENT CENTER  
Foley, Alabama

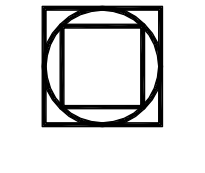
AMGM150099

ISSUE DATE

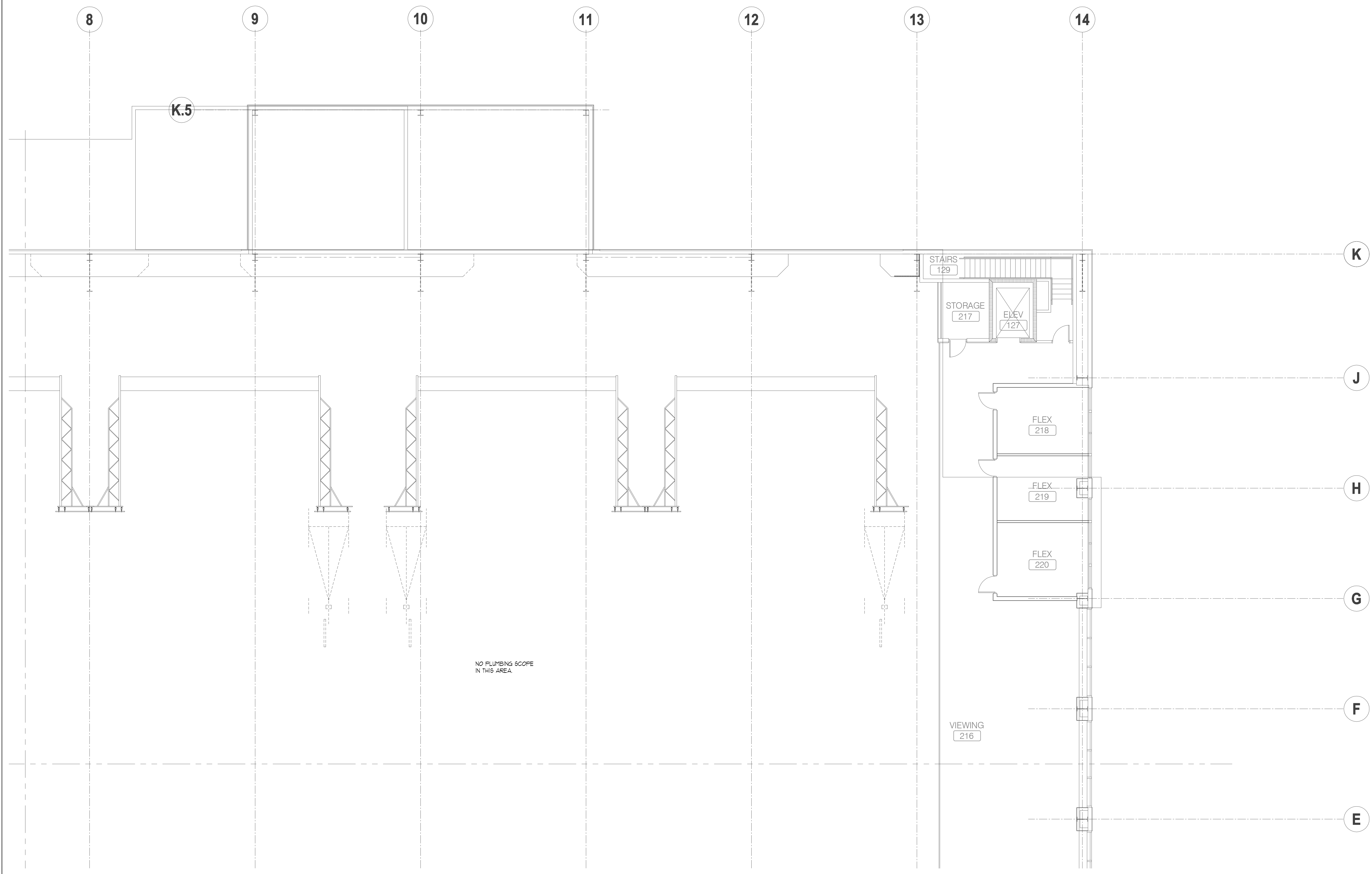
50% CONSTR. SET	05.27.2016
95% CONSTR. SET	06.27.2016

drawn by:	
checked by:	

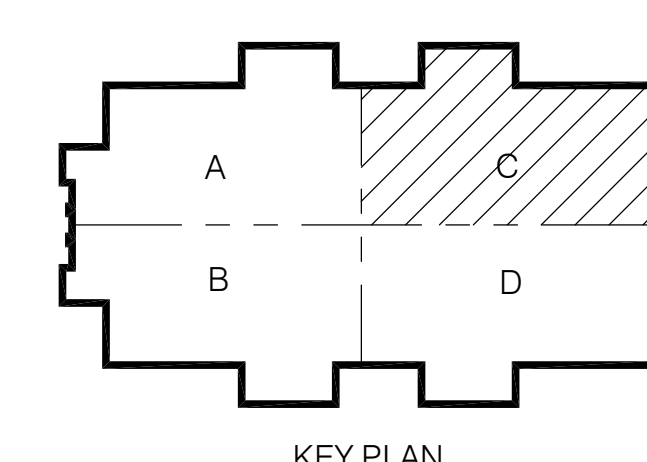
NOT FOR CONSTRUCTION


**GOODWYN MILLS | CA WOOD**

2660 EastChase Lane, Suite 200 | Montgomery, AL  
 Tel 334.271.3200 | GMGNETWORK.COM




**MEZZANINE LEVEL - WASTE & VENT - PART C**  
 SCALE: 1/8" = 1'  
 NORTH



**CONWAY & OWEN**  
 Mechanical • Electrical • Plumbing  
 1455 Bluegrass Lakes Pkwy.  
 Alpharetta, Ga 30004  
 P: (678)350-9000 F: (678)350-9010  
 www.Conway & Owen.com

NOT FOR CONSTRUCTION

MEZZANINE LEVEL - WASTE & VENT - PART C

**P2.22C**

sheet of 000

FOLEY EVENT CENTER  
Foley, Alabama

AMGM150099

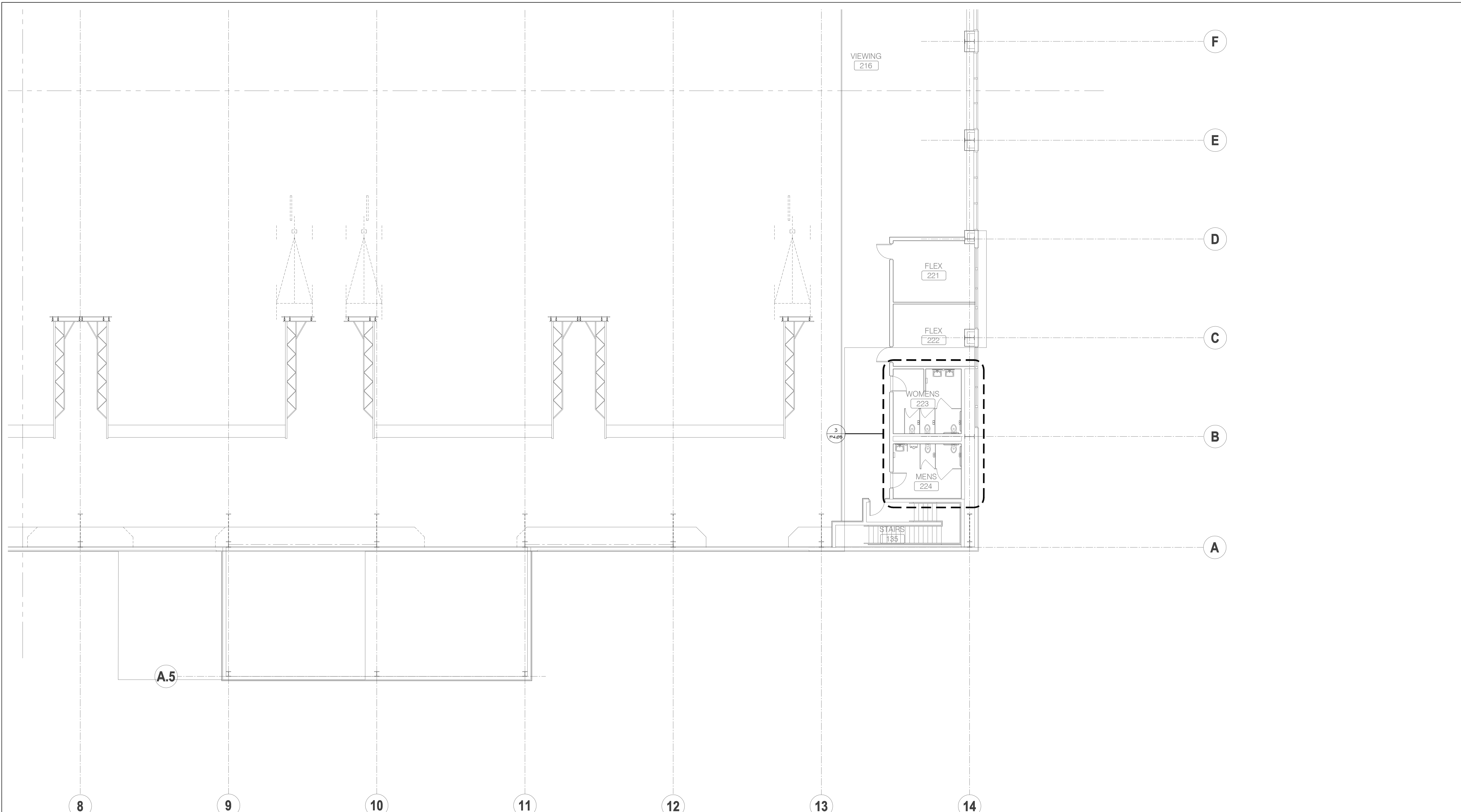
ISSUE DATE

50% CONSTR SET	05.27.2016		
95% CONSTR SET	06.27.2016		
		drawn by	
		checked by	

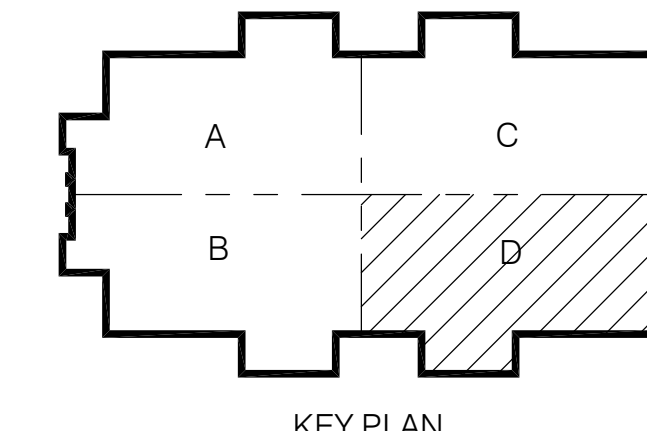
NOT FOR CONSTRUCTION

GOODWYN MILLS | CAWOOD

2660 EastChase Lane, Suite 200 | Montgomery, AL  
 Tel 334.271.3200 | GMGNETWORK.COM



MEZZANINE LEVEL - WASTE & VENT - PART D  
 SCALE: 1/8" = 1'  
 NORTH



**CONWAY & OWEN**  
 Mechanical • Electrical • Plumbing  
 1455 Bluegrass Lakes Pkwy.  
 Alpharetta, Ga 30004  
 P: (678)350-9000 F: (678)350-9010  
 www.Conway & Owen.com

NOT FOR CONSTRUCTION

MEZZANINE LEVEL -  
 WASTE & VENT - PART D

P2.22D

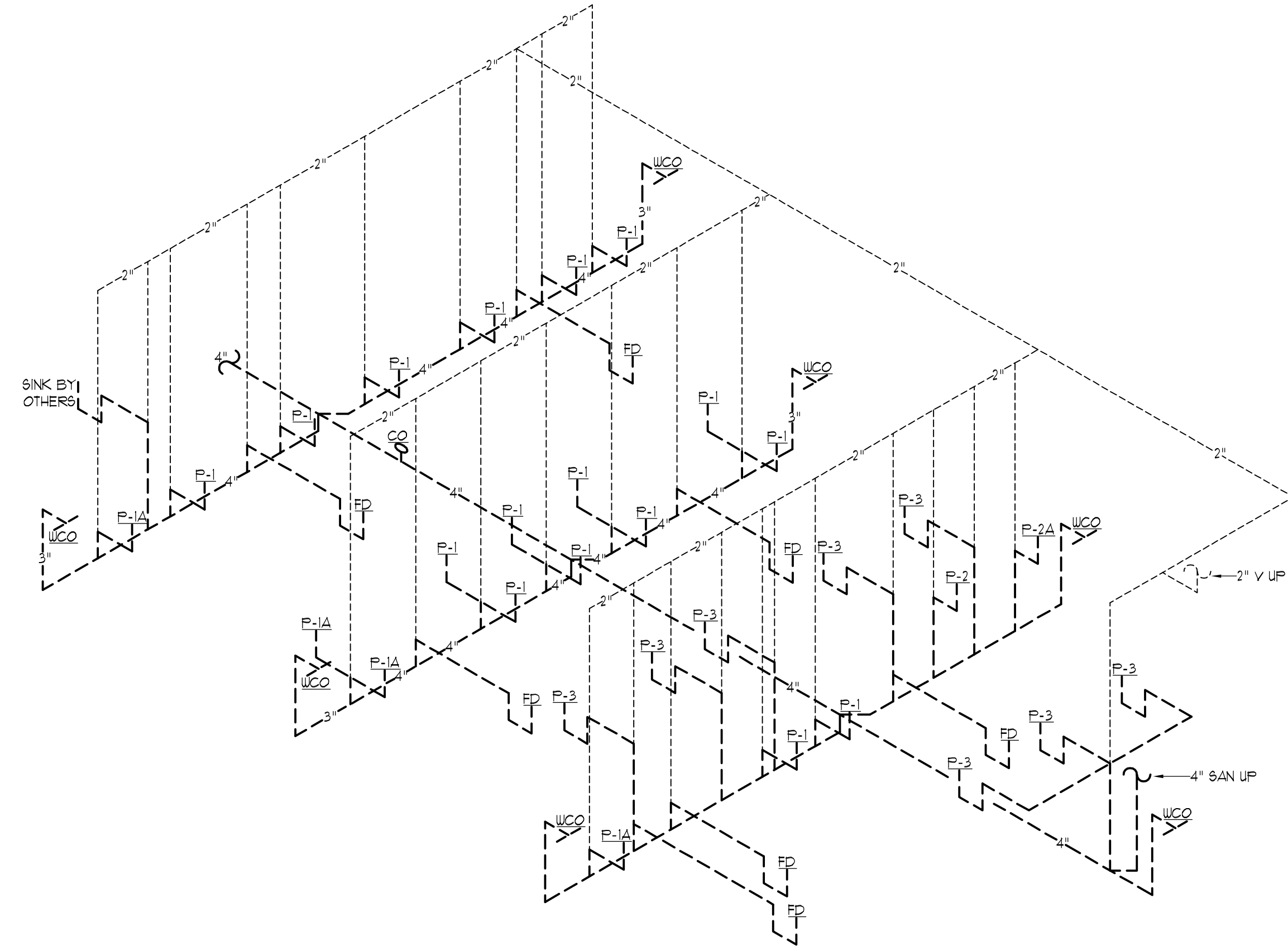
sheet of 000

FOLEY EVENT CENTER  
 Foley, Alabama

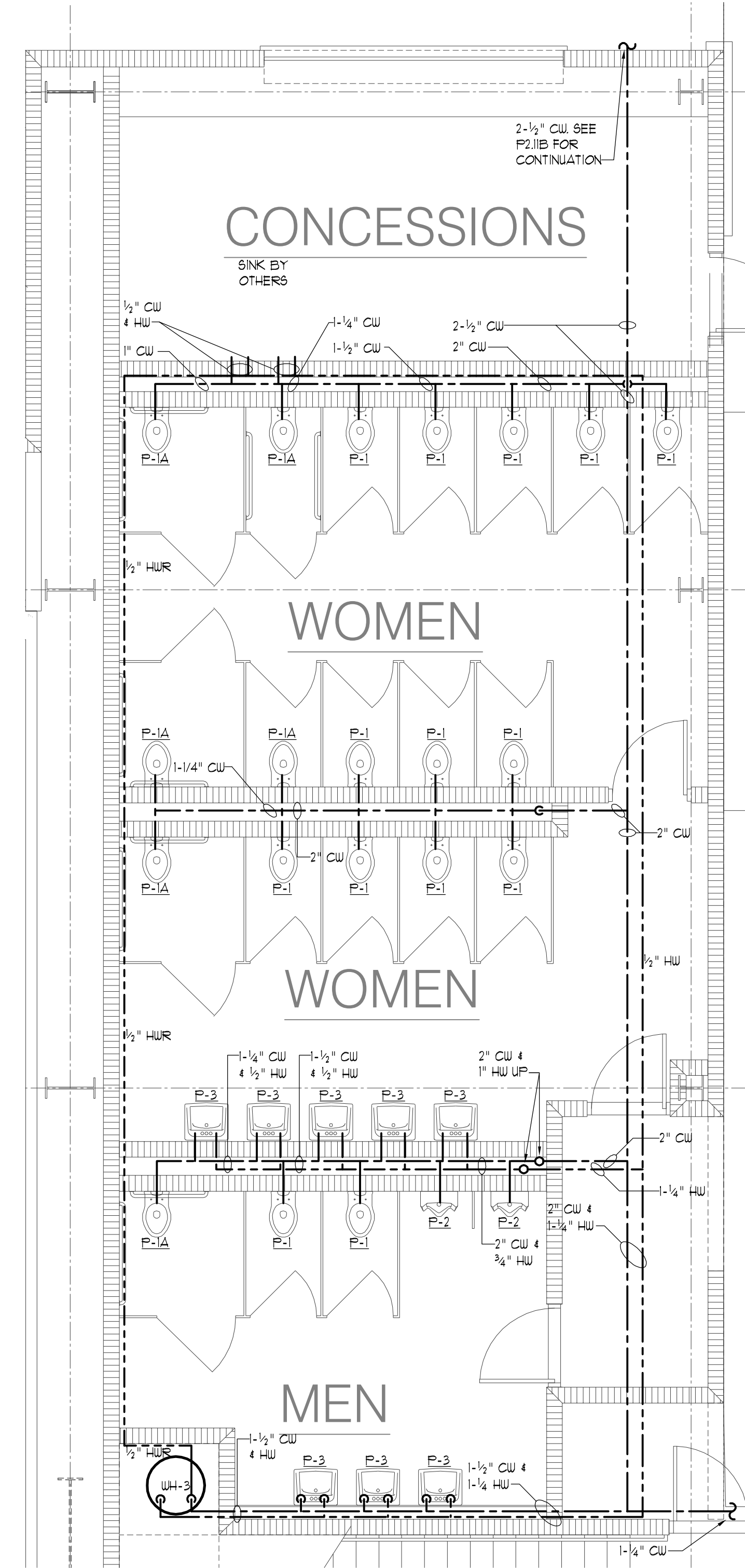
AMGM150099

ISSUE DATE	drawn by	checked by
50% CONSTR SET 05.27.2016		
95% CONSTR SET 06.27.2016		

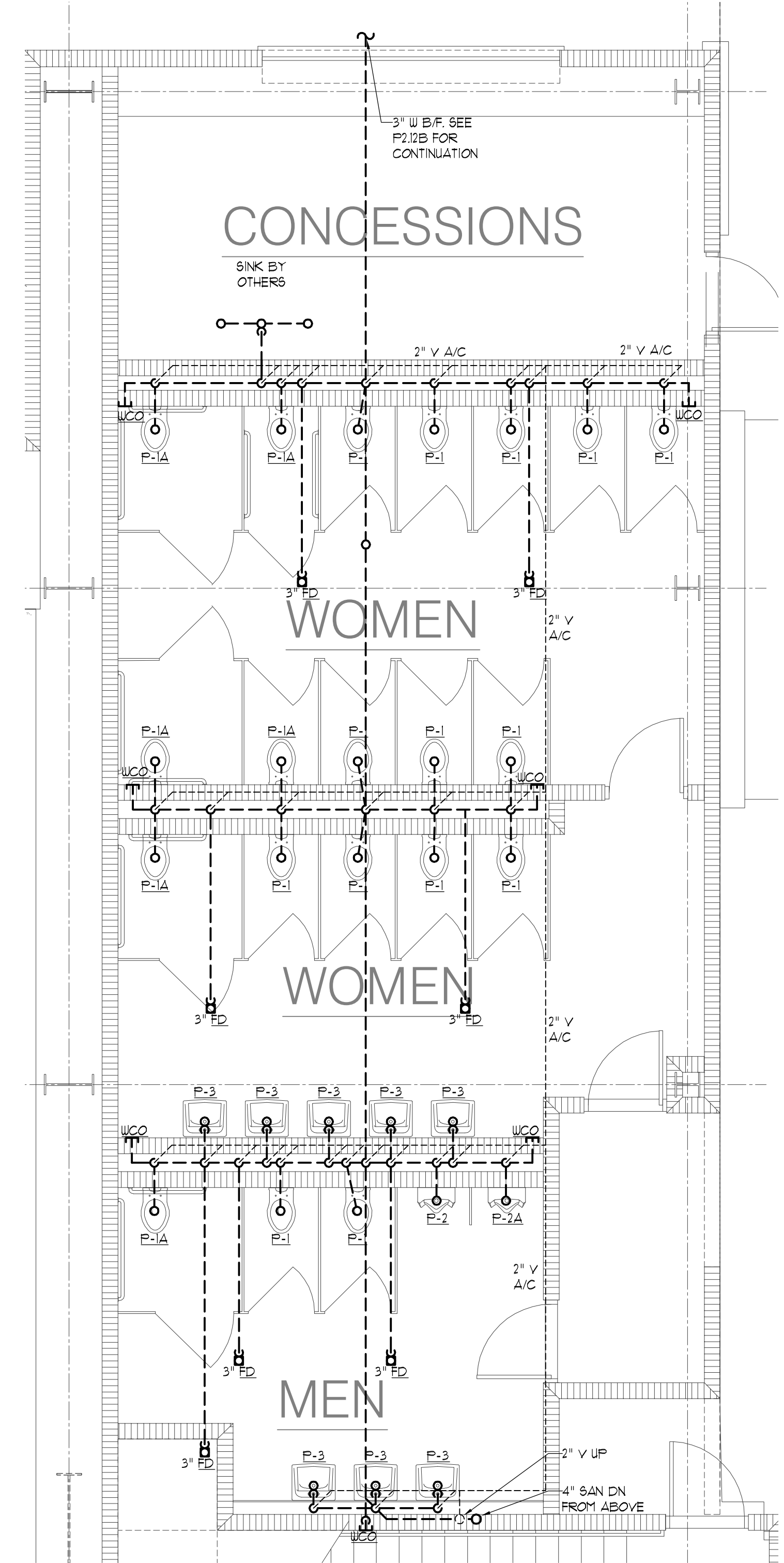
NOT FOR CONSTRUCTION  
**GOODWYN MILLS | CAWOOD**  
 2660 EastChose Lane, Suite 200 | Montgomery, AL  
 Tel 334.271.3200 | GMCNETWORK.COM



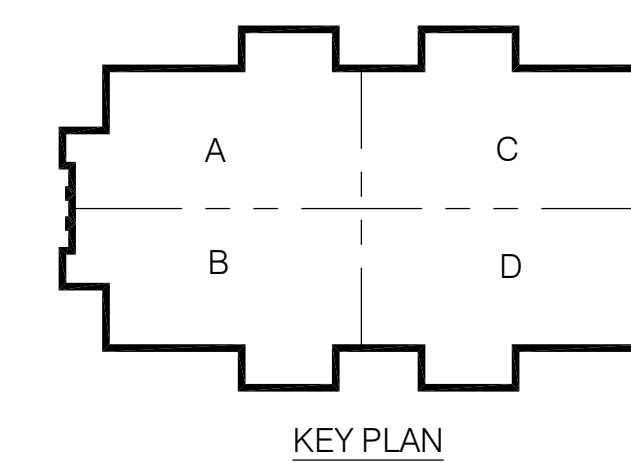
3 RISER - WASTE & VENT  
NO SCALE



2 ENLARGED PLAN - DOMESTIC WATER  
SCALE: 1/4" = 1'



1 ENLARGED PLAN - WASTE AND VENT  
SCALE: 1/4" = 1'



KEY PLAN

**CONWAY & OWEN**  
Mechanical • Electrical • Plumbing  
1455 Bluegrass Lakes Pkwy.  
Alpharetta, Ga 30004  
P: (678)350-9000 F: (678)350-9010  
www.Conway & Owen.com

NOT FOR CONSTRUCTION

ENLARGED PLAN -  
PLUMBING - PART A

P4.01  
sheet of 000

FOLEY EVENT CENTER  
Foley, Alabama

AMGM150099

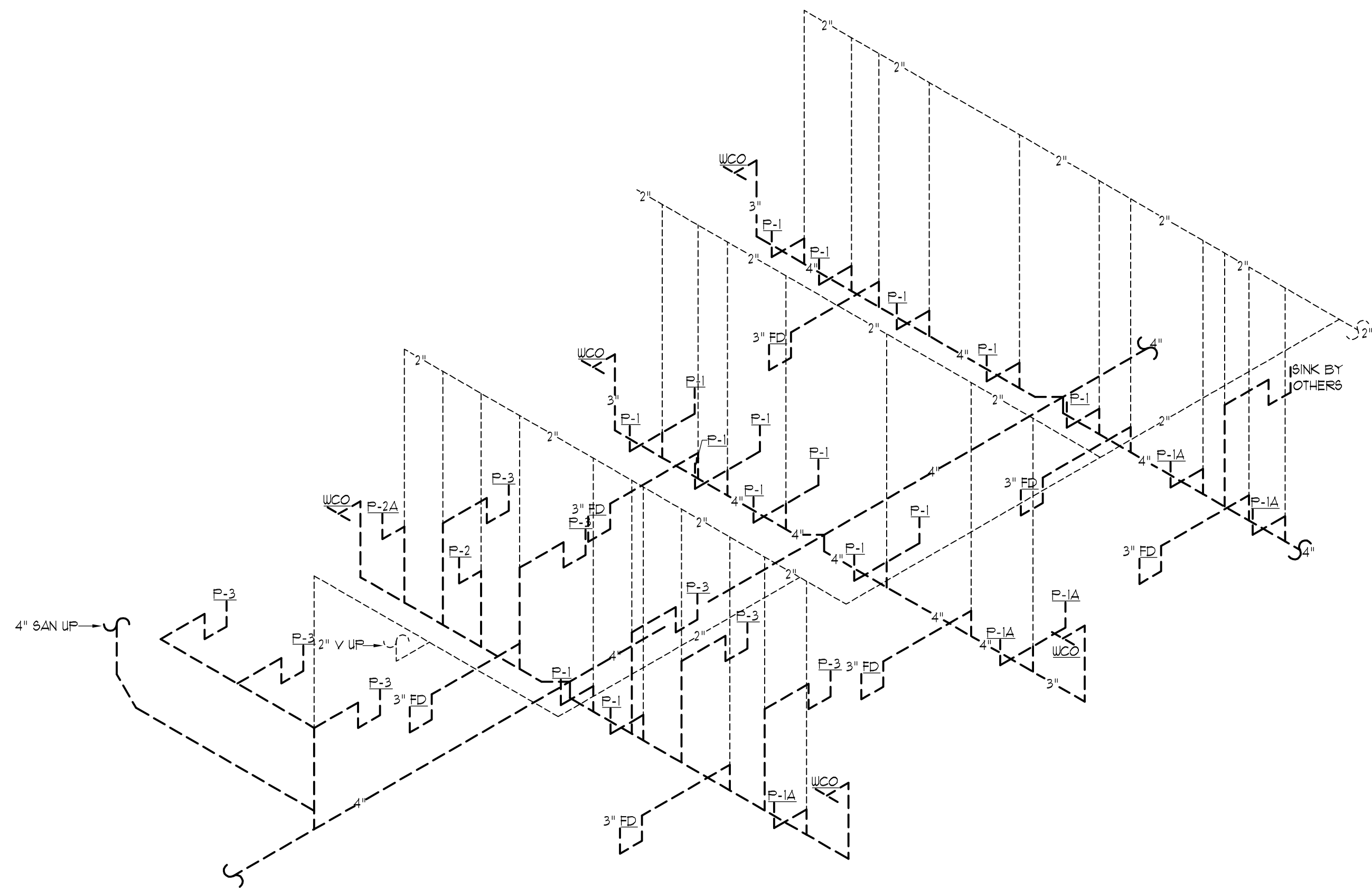
ISSUE DATE  
50% CONSTR SET 05.27.2016  
95% CONSTR SET 06.27.2016

drawn by:  
checked by:

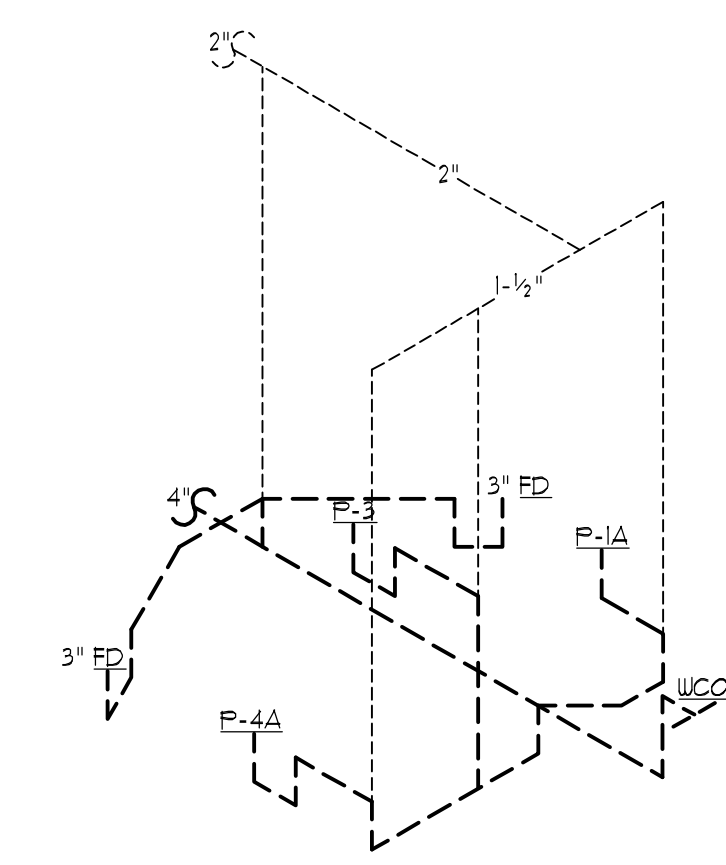
NOT FOR CONSTRUCTION

GOODWYN MILLS | CAWOOD

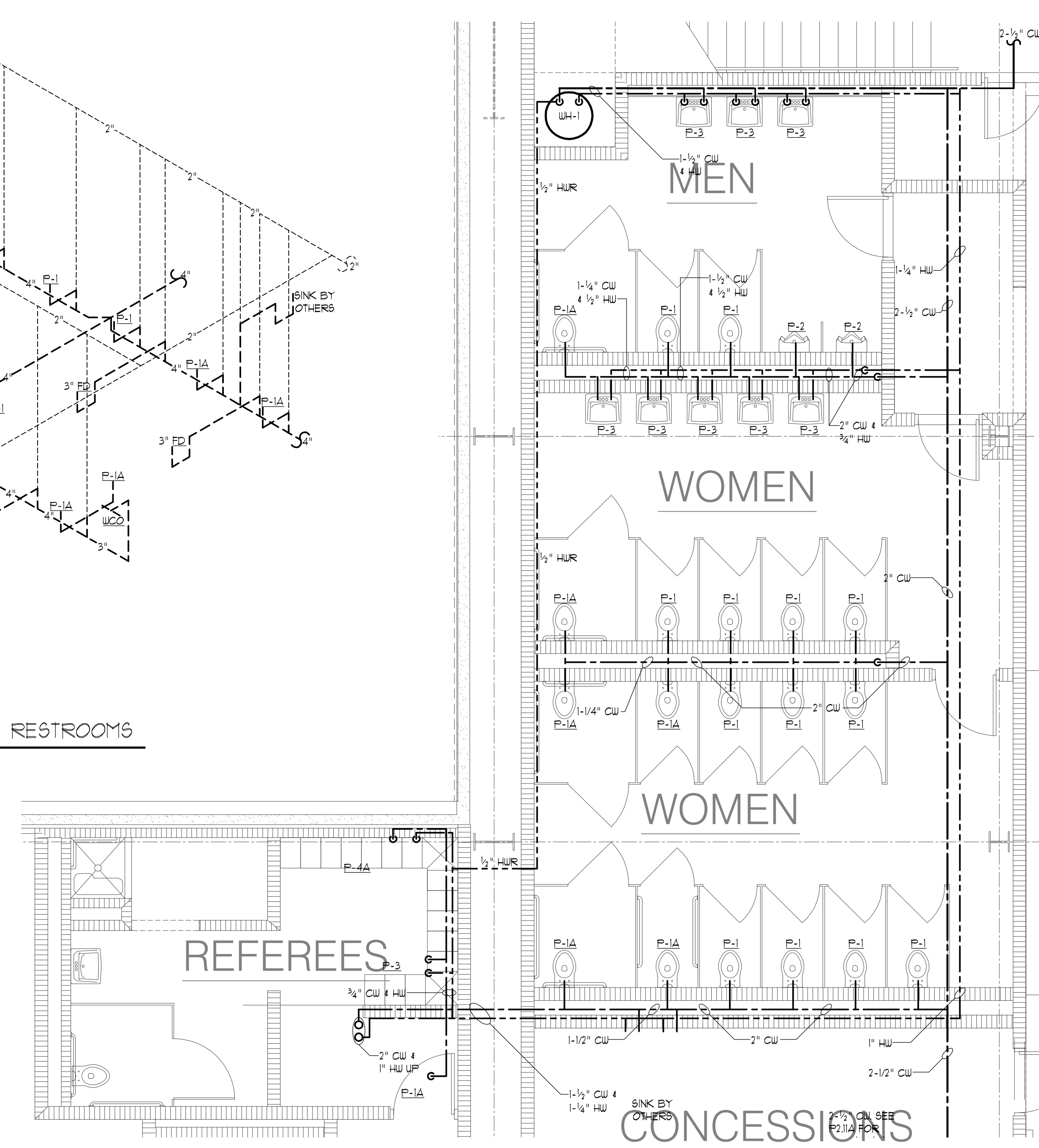
2660 EastChose Lane, Suite 200 | Montgomery, AL  
Tel 334.271.3200 | GMGNETWORK.COM



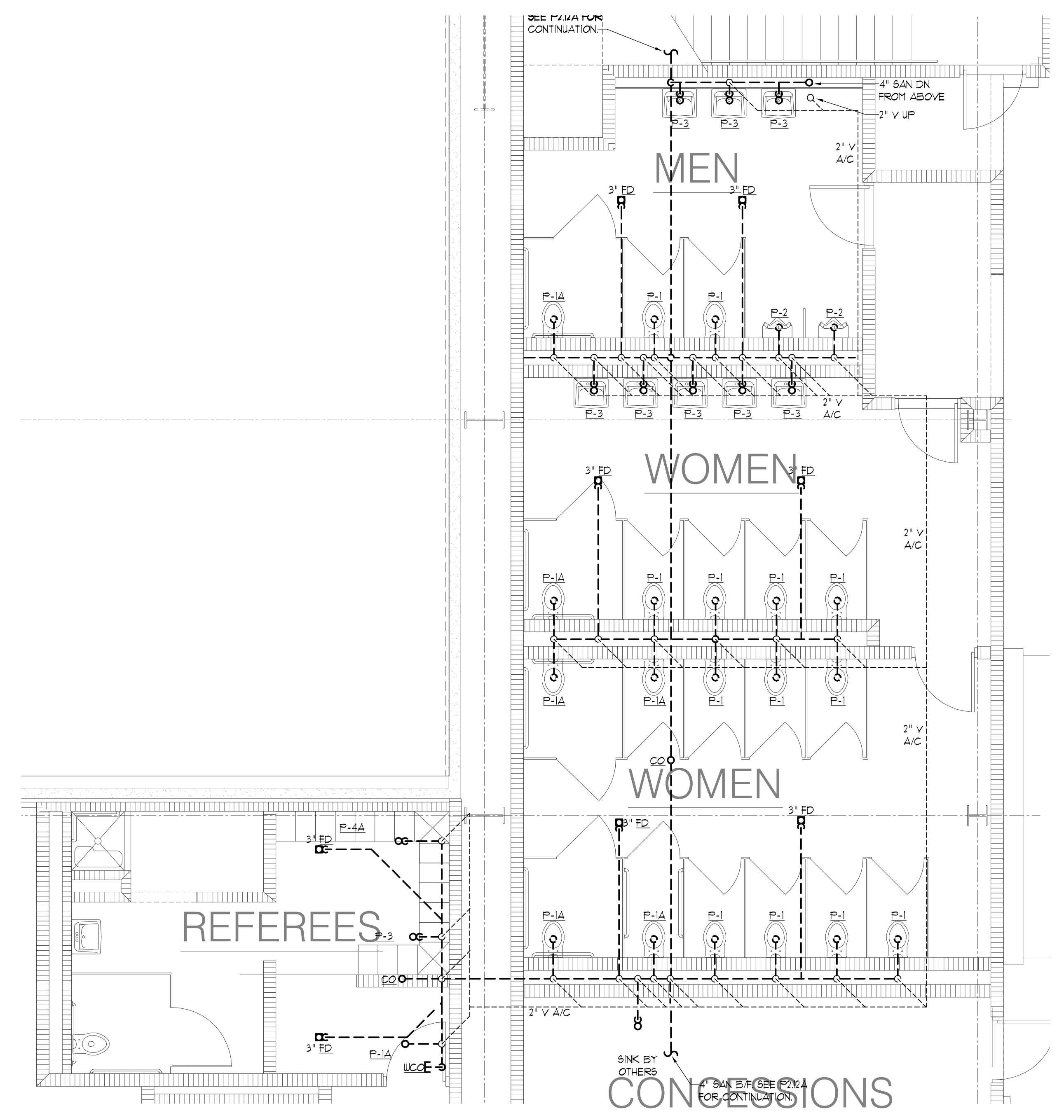
3 RISER - WASTE AND VENT - RESTROOMS  
NO SCALE  
NORTH



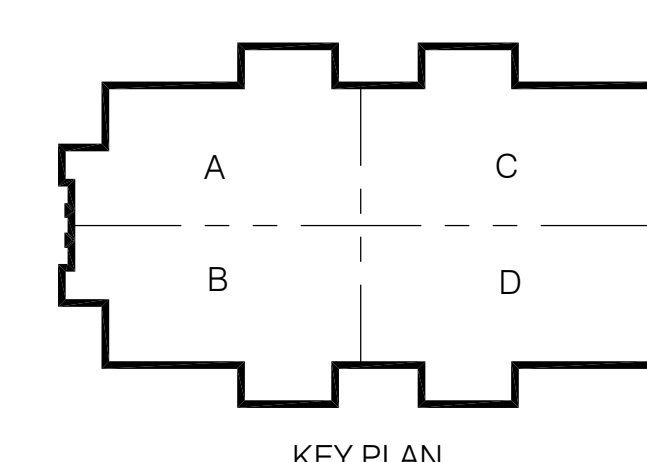
4 RISER - WASTE AND VENT - REFEREE LOCKERS  
NO SCALE  
NORTH



2 ENLARGED PLAN - DOMESTIC WATER  
SCALE: 1/4" = 1'  
NORTH



1 ENLARGED PLAN - WASTE AND VENT  
SCALE: 1/4" = 1'  
NORTH



KEY PLAN

**CONWAY & OWEN**  
Mechanical • Electrical • Plumbing  
1455 Bluegrass Lakes Pkwy.  
Alpharetta, Ga 30004  
P: (678)350-9000 F: (678)350-9010  
www.Conway & Owen.com

NOT FOR CONSTRUCTION

FOLEY EVENT CENTER  
Foley, Alabama

AMGM150099

ISSUE DATE	DESCRIPTION
05.27.2016	50% CONSTR. SET
06.27.2016	95% CONSTR. SET

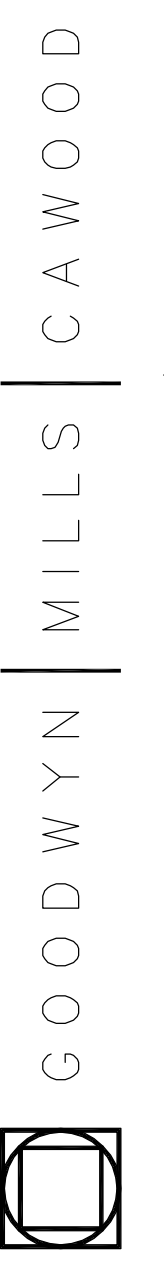
drawn by:  
checked by:

ENLARGED PLANS -  
PLUMBING

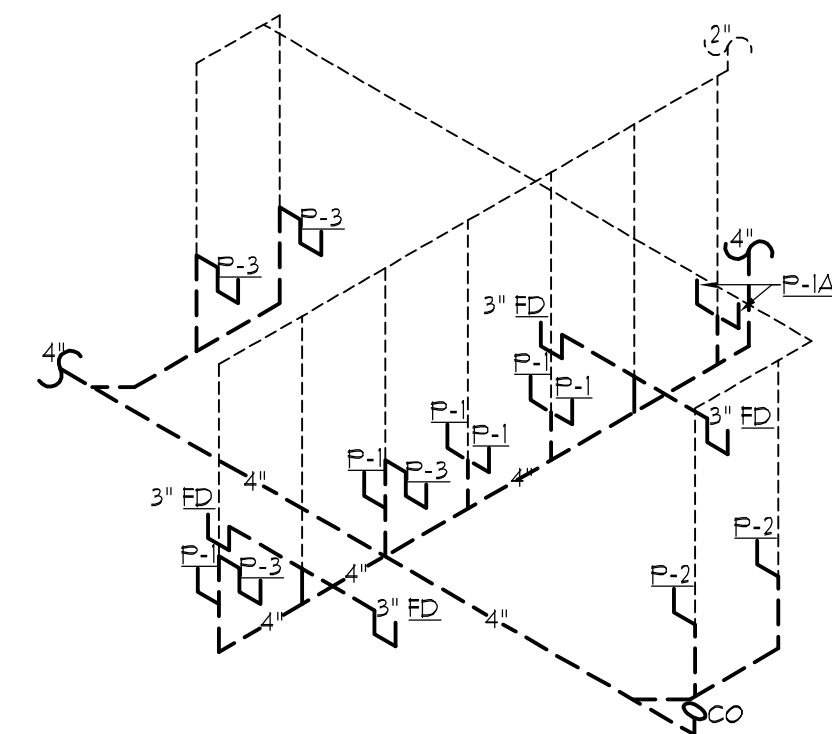
P4.02

sheet of 000

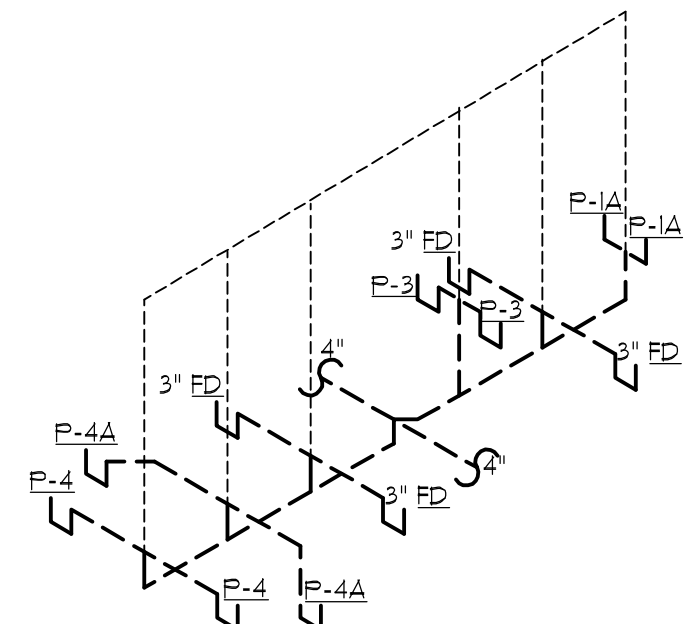
NOT FOR CONSTRUCTION



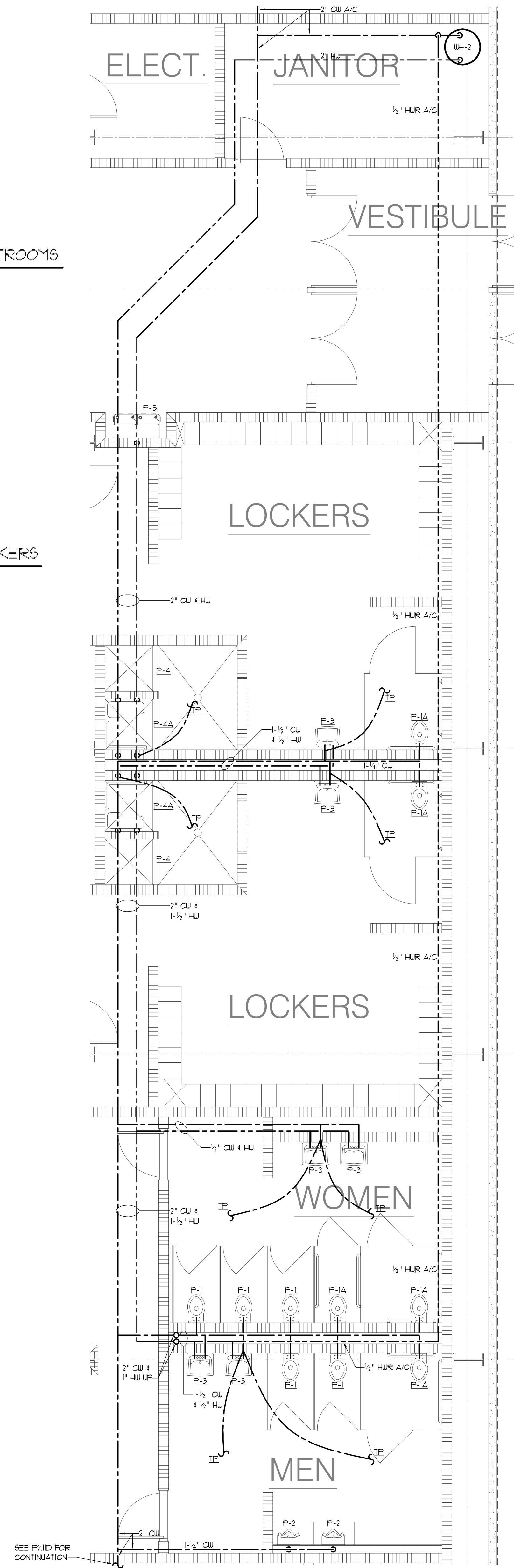
GOODWYN MILLS CAWOOD  
2660 EastChase Lane, Suite 200 | Montgomery, AL  
Tel 334.271.3200 | GMGNETWORK.COM



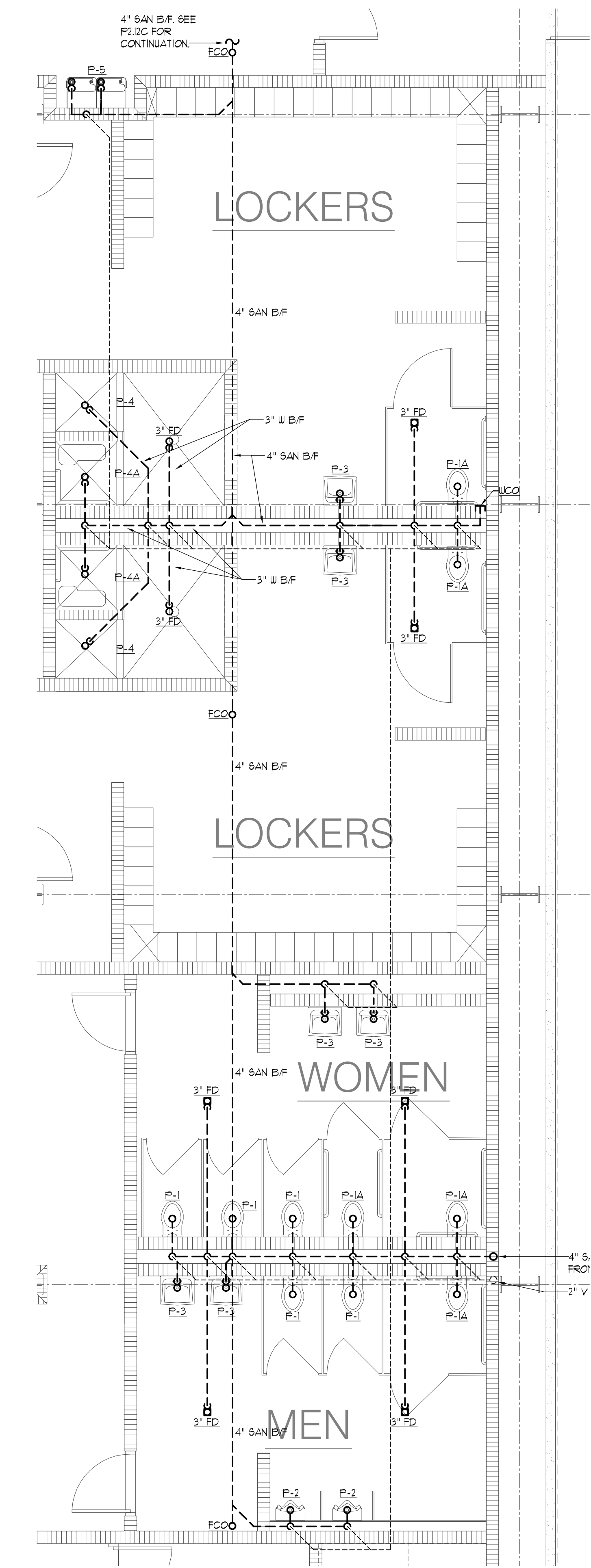
3 RISER - WASTE AND VENT - RESTROOMS  
NO SCALE



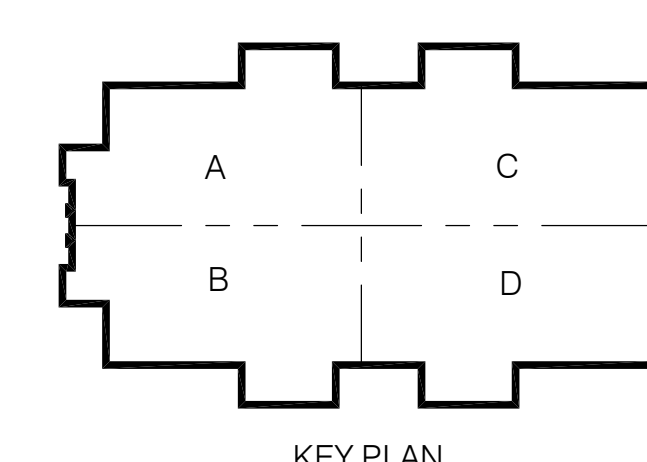
4 RISER - WASTE AND VENT - LOCKERS  
NO SCALE



2 ENLARGED PLAN - DOMESTIC WATER  
SCALE: 1/4" = 1'  
NORTH



1 ENLARGED PLAN - WASTE AND VENT  
SCALE: 1/4" = 1'  
NORTH



KEY PLAN

**CONWAY & OWEN**  
Mechanical • Electrical • Plumbing  
1455 Bluegrass Lakes Pkwy.  
Alpharetta, Ga 30004  
P: (678)350-9000 F: (678)350-9010  
www.Conway & Owen.com

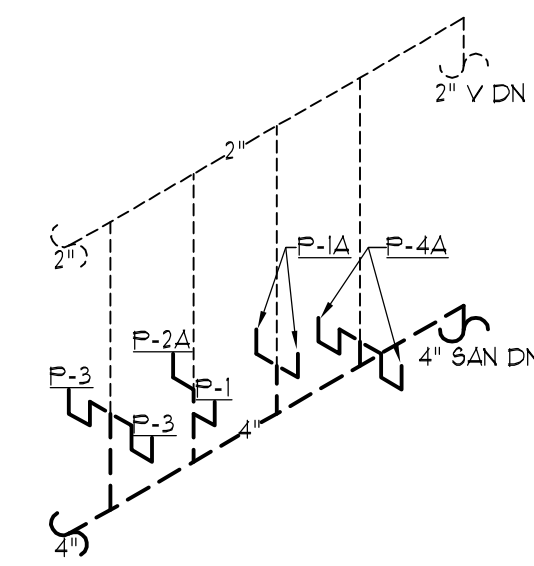
NOT FOR CONSTRUCTION

NOT FOR CONSTRUCTION  
GOODWYN MILLS | CAWOOD  
2660 EastChase Lane, Suite 200 | Montgomery, AL  
Tel 334.271.3200 | GMGNETWORK.COM

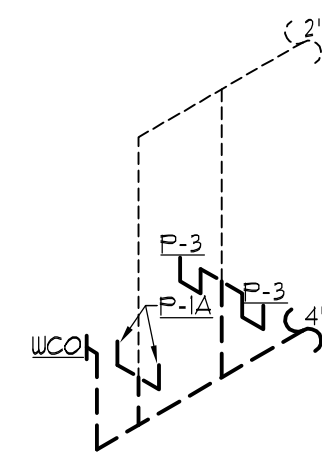
ISSUE DATE	DESCRIPTION
50% CONSTR SET 05.27.2016	
95% CONSTR SET 06.27.2016	
	drawn by:
	checked by:

FOLEY EVENT CENTER  
Foley, Alabama  
AMGM150099

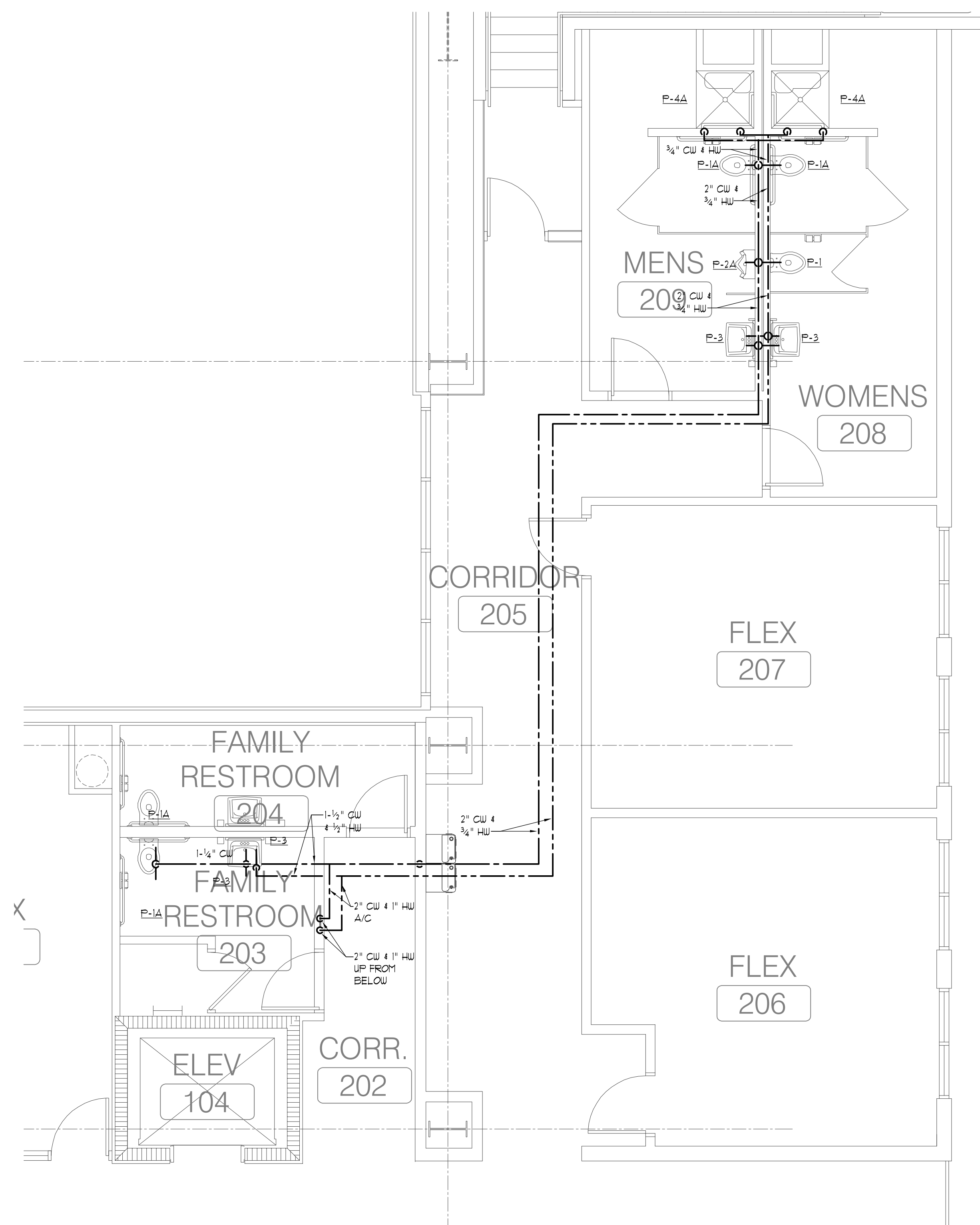
ENLARGED PLAN - PLUMBING - PART D  
P4.03  
sheet of 000



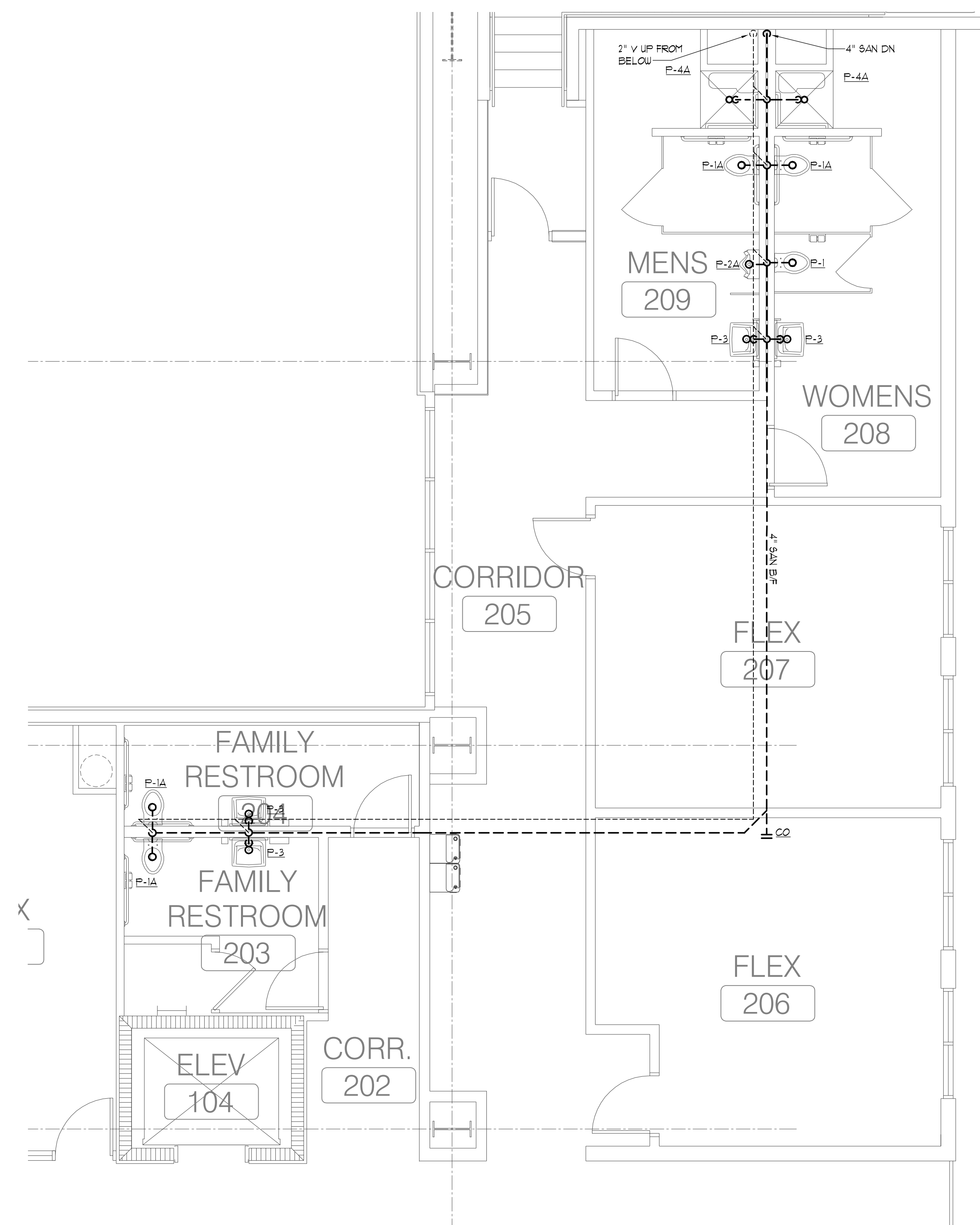
3 RISER - WASTE AND VENT - RMs. 208 & 209  
NO SCALE  
NORTH



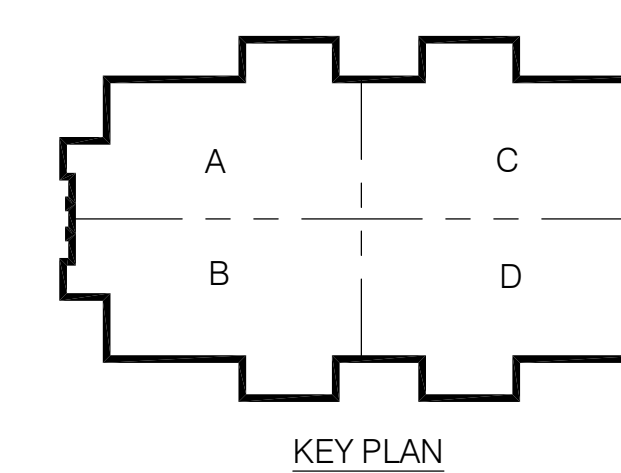
4 RISER - WASTE AND VENT - RMs. 203 & 204  
NO SCALE  
NORTH



2 ENLARGED PLAN - DOMESTIC WATER  
SCALE: 1/4" = 1"  
NORTH



1 ENLARGED PLAN - WASTE AND VENT  
SCALE: 1/4" = 1"  
NORTH



KEY PLAN

**CONWAY & OWEN**  
Mechanical • Electrical • Plumbing  
1455 Bluegrass Lakes Pkwy.  
Alpharetta, Ga. 30004  
P: (678)350-9000 F: (678)350-9010  
www.Conway & Owen.com

NOT FOR CONSTRUCTION

FOLEY EVENT CENTER  
Foley, Alabama

AMGM150099

ISSUE DATE	DESCRIPTION
05-27-2016	50% CONSTR SET
06-27-2016	95% CONSTR SET

P4.04

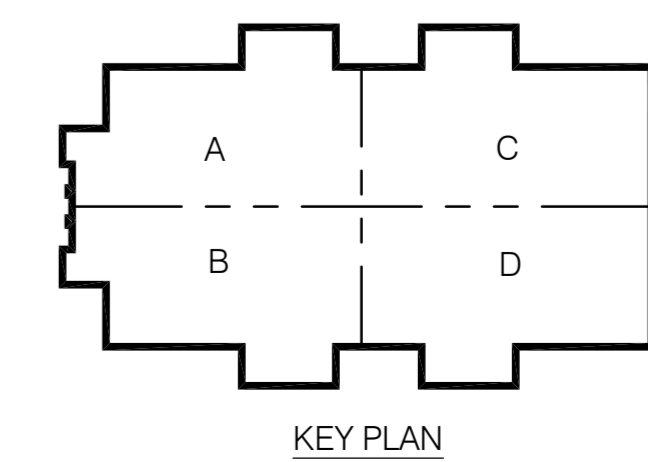
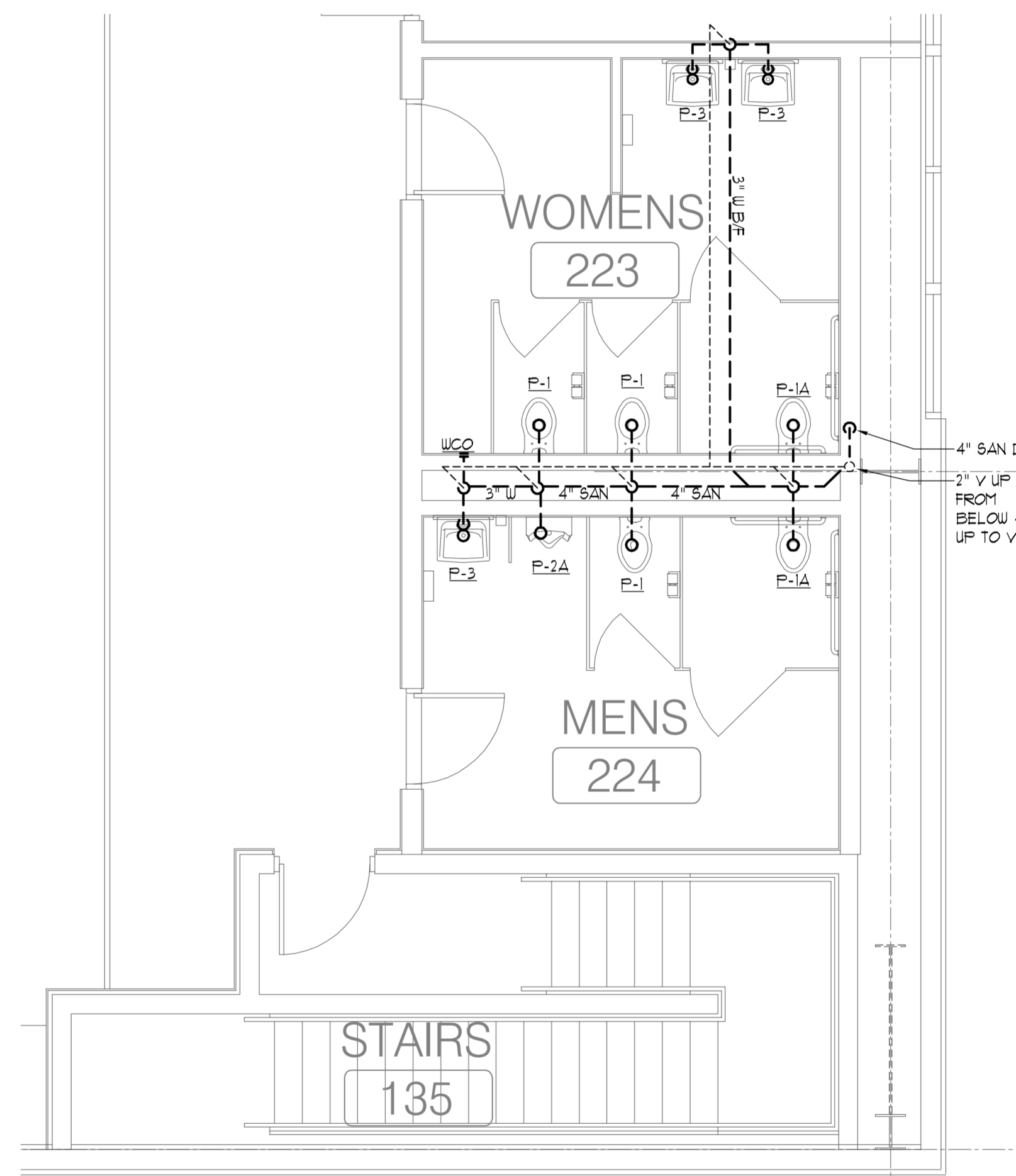
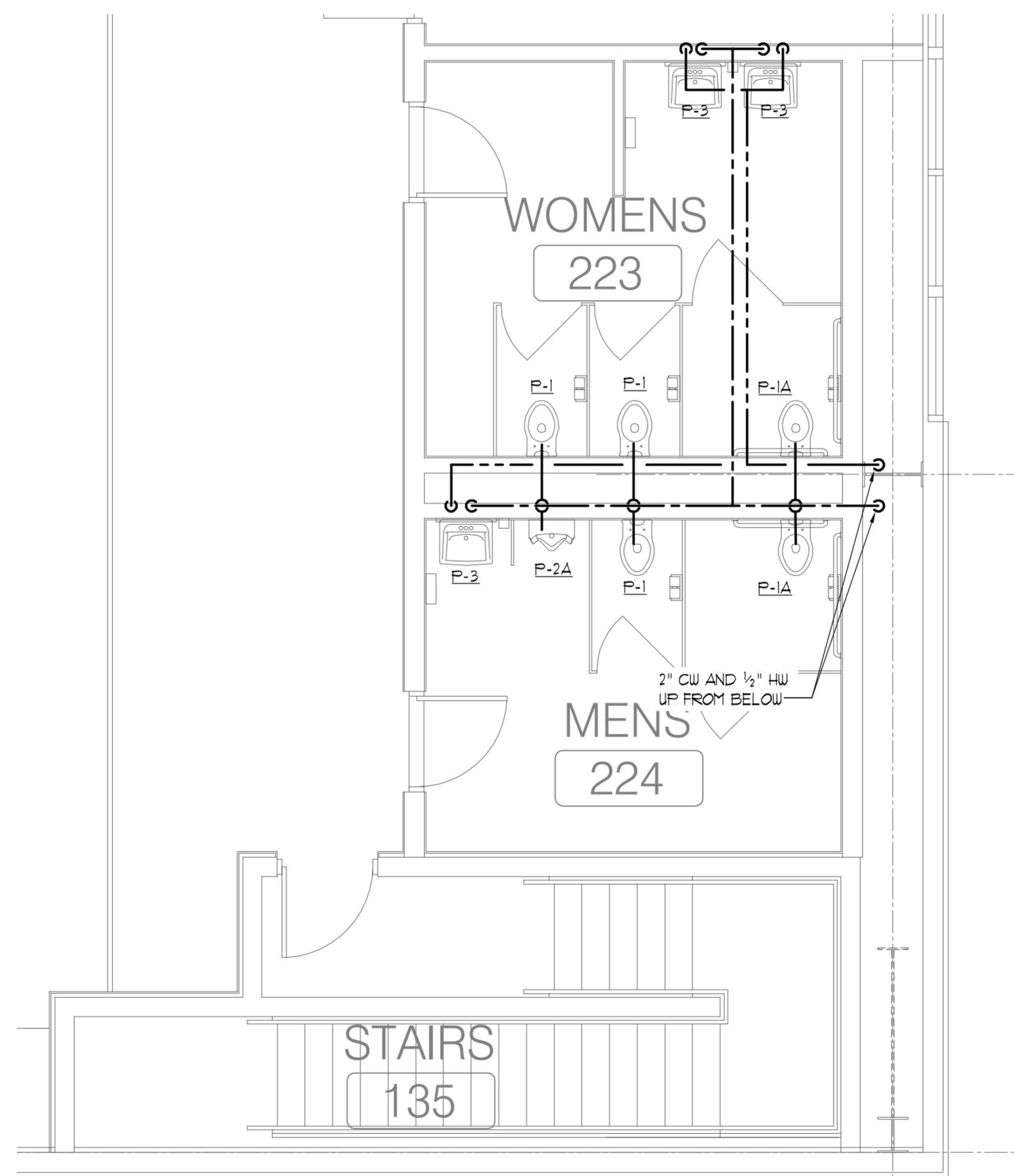
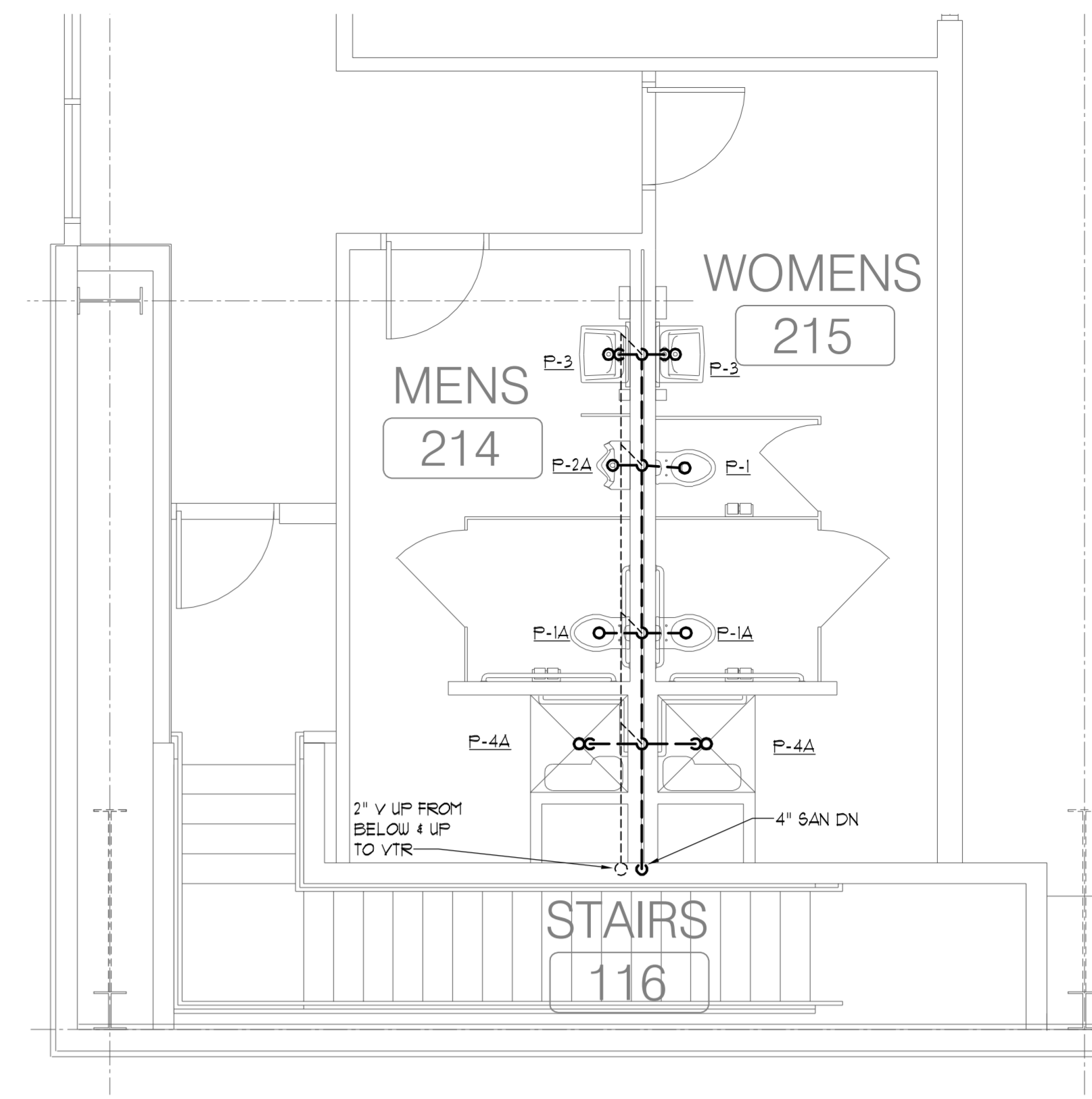
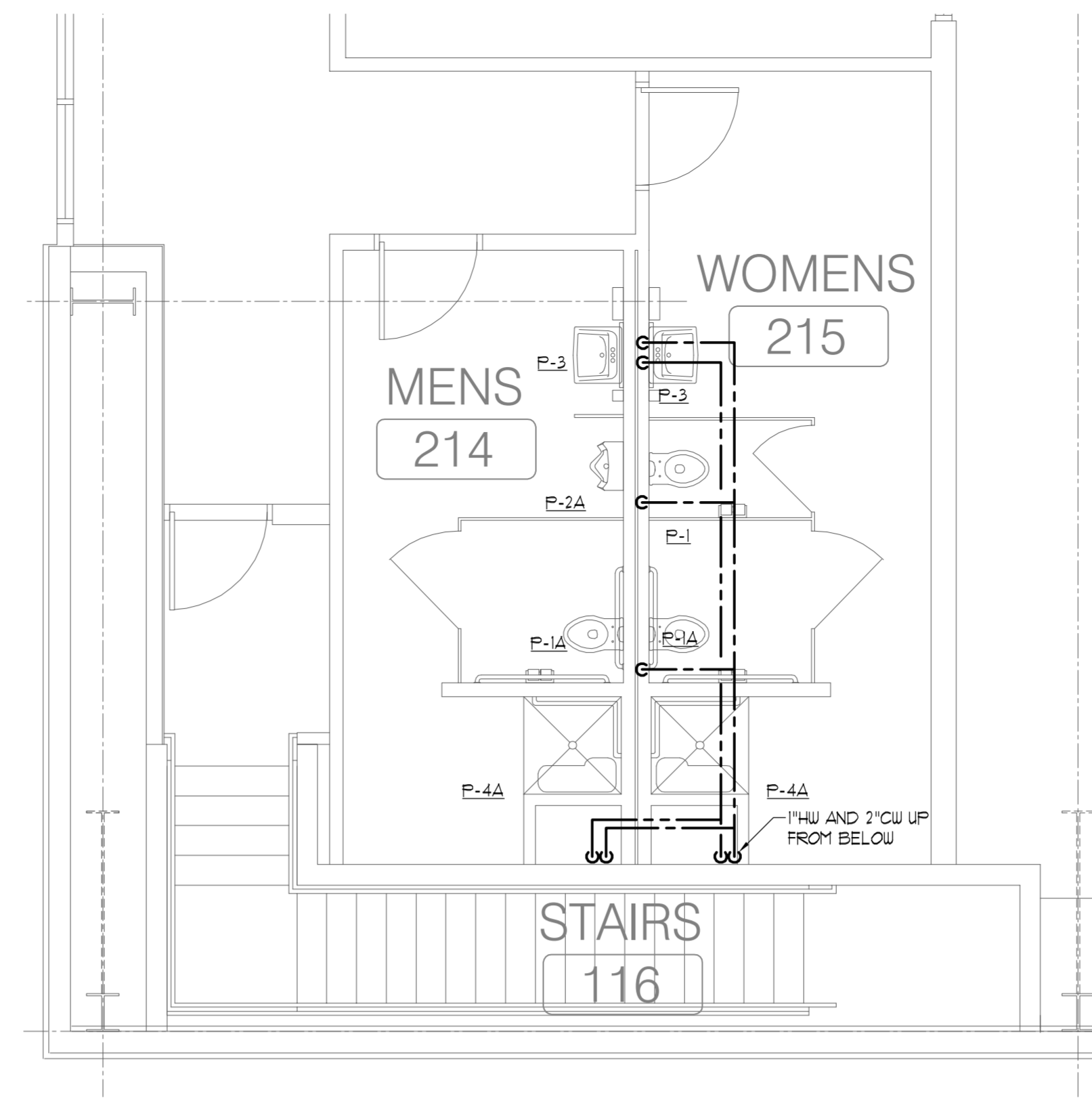
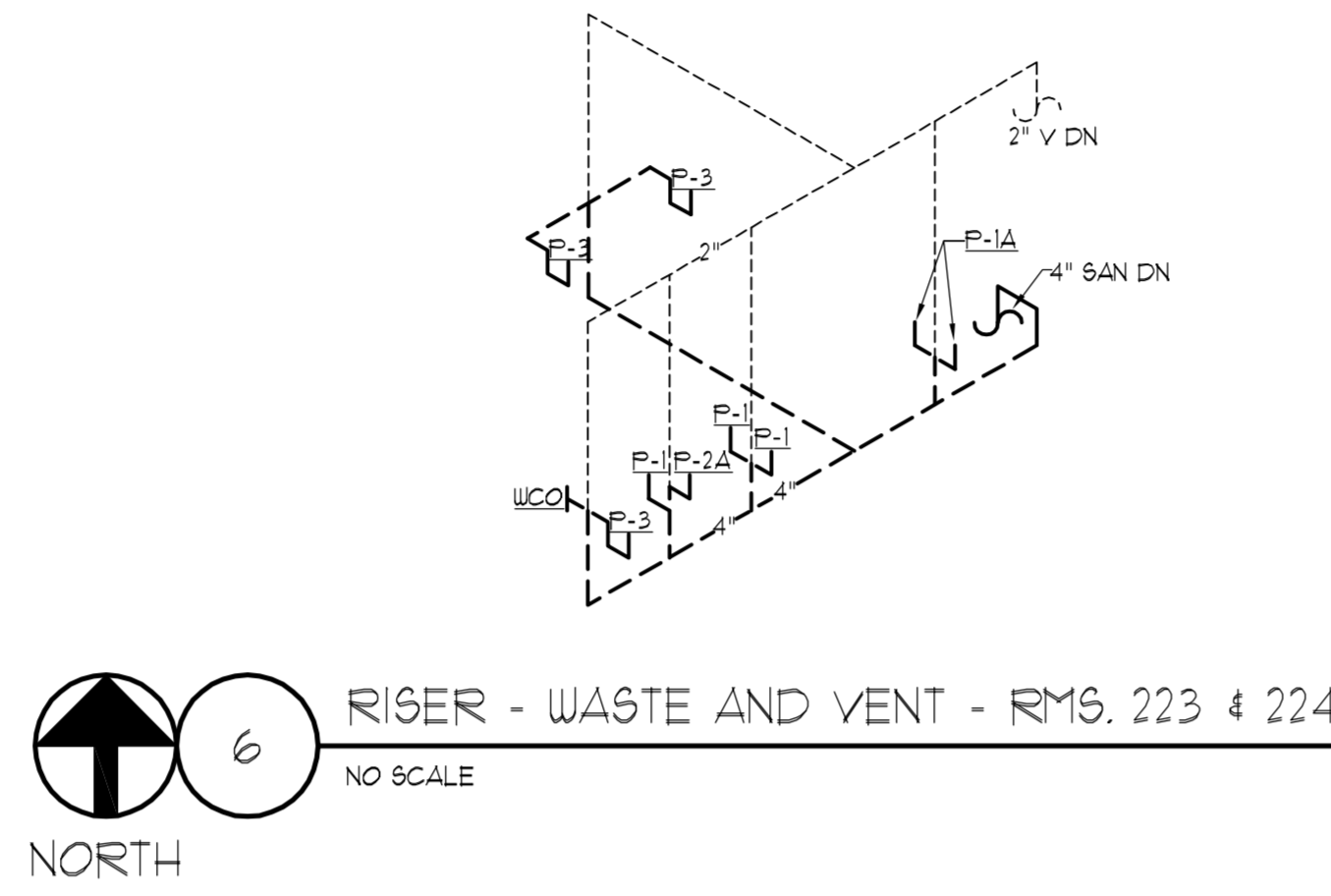
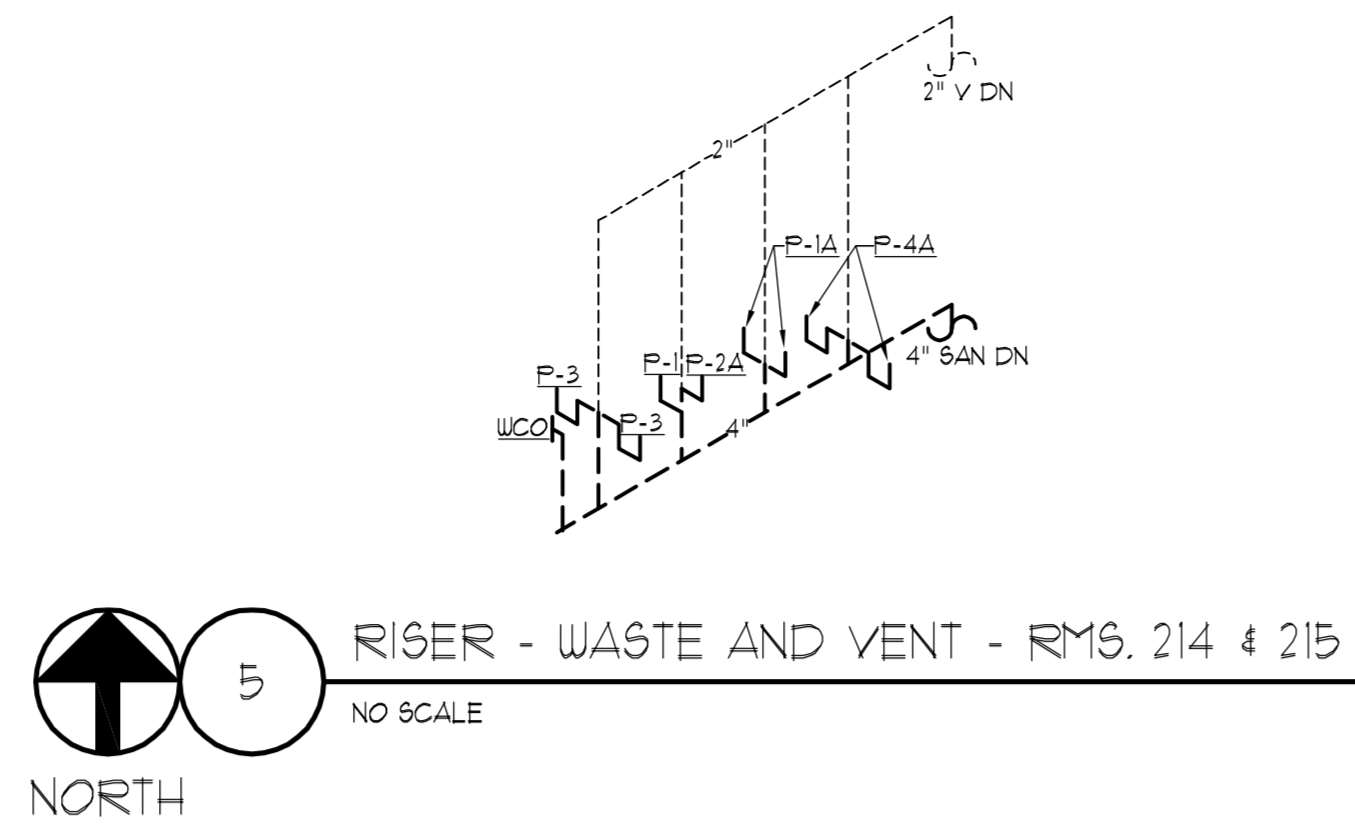
sheet of 000

ENLARGED PLAN -  
PLUMBING - PART A

NOT FOR CONSTRUCTION

GOODWYN MILLS CAWOOD

2660 EastChase Lane, Suite 200 | Montgomery, AL 36117  
Tel 334.271.3200 | GMCNETWORK.COM



**CONWAY & OWEN**  
Mechanical • Electrical • Plumbing  
1455 Bluegrass Lakes Pkwy.  
Alpharetta, Ga 30004  
P: (678)350-9000 F: (678)350-9010  
www.Conway & Owen.com

NOT FOR CONSTRUCTION

NOT FOR CONSTRUCTION  
GOODWYN MILLS | CAWOOD  
2660 EastChase Lane, Suite 200 | Montgomery, AL 36117  
Tel 334.271.3200 | GCMNETWORK.COM

ISSUE DATE	ISSUE	DESCRIPTION	DRAWN BY	CHECKED BY
05/27/2016	50% CONSTR SET			
06/27/2016	95% CONSTR SET			

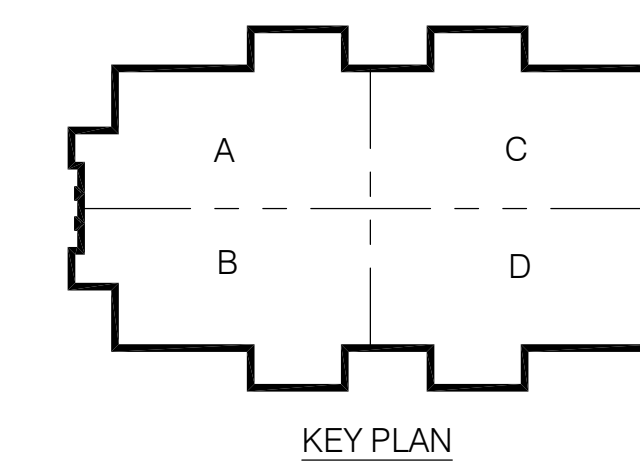
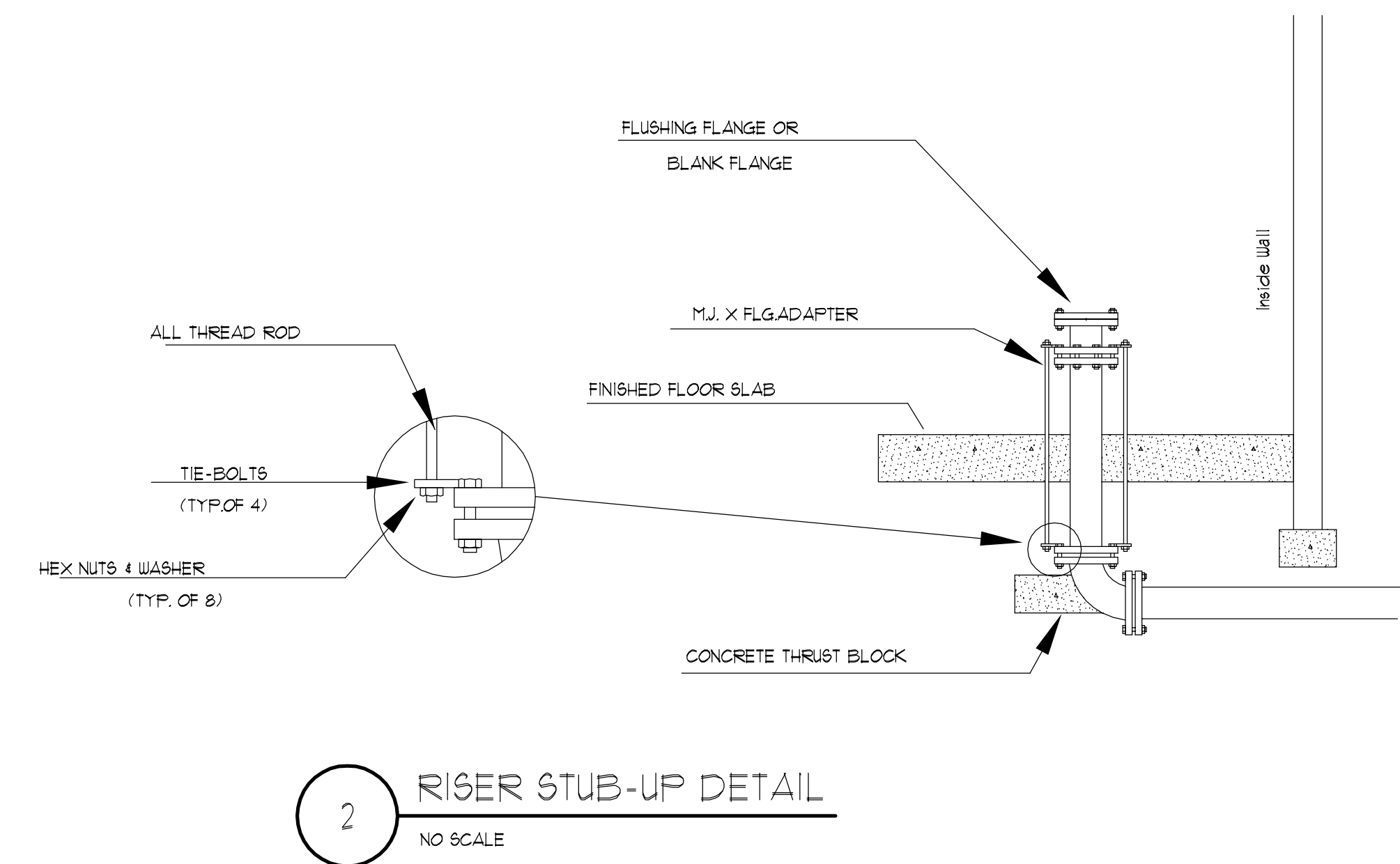
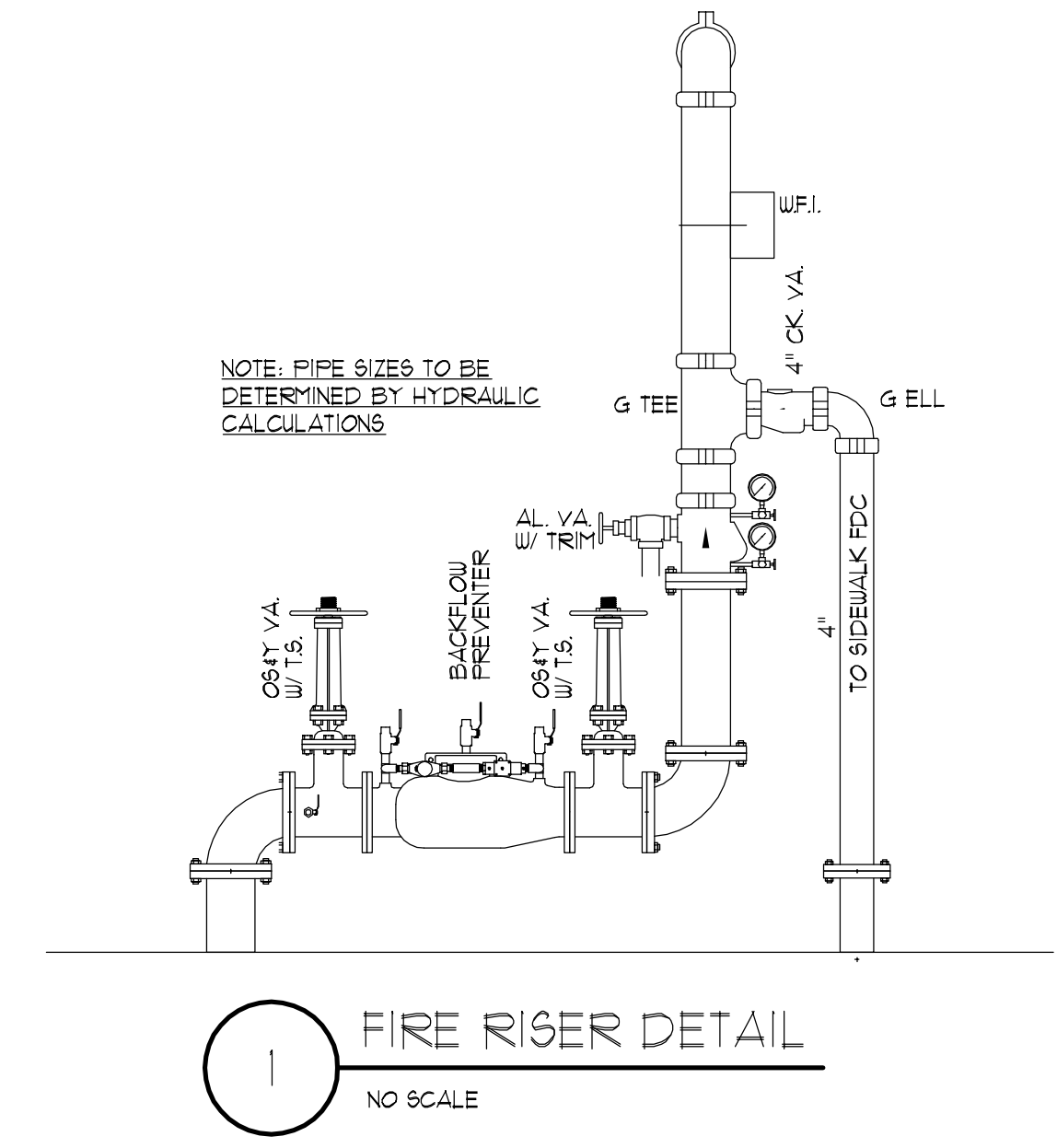
FOLEY EVENT CENTER  
Foley, Alabama  
AMGM150099

ENLARGED PLAN - PLUMBING  
P4.05  
sheet of 000



FIRE PROTECTION GENERAL NOTES

- THE DESIGNATED AREAS OF THIS BUILDING SHALL BE PROTECTED WITH A WET PIPE SPRINKLER DESIGNED PER THE CURRENTLY ACCEPTED EDITIONS OF NFPA 13, 14, 20, 24, THE INTERNATIONAL BUILDING CODE, THE INTERNATIONAL FIRE CODE, THE STATE AND LOCAL AUTHORITIES HAVING JURISDICTION, THE OWNERS INSURANCE UNDERWRITER, AND THESE DOCUMENTS.
- THE SPRINKLER SYSTEM SHALL BE DESIGNED TO THE AVAILABLE CITY WATER WATER SUPPLY. THE CONTRACTOR SHALL HAVE A CURRENT WATER FLOW TEST (LESS THAN THREE MONTHS OLD) PERFORMED PRIOR TO STARTING DESIGN. THE CONTRACTOR SHALL ALSO HAVE A 24 HOUR WATER TEST PERFORMED AT THE SAME TIME AS THE FLOW TEST. THIS TEST SHALL BE USED TO ADJUST THE STATIC AND RESIDUAL PRESSURES TO USE FOR HIS CALCULATIONS.
- SPRINKLER HEADS INSTALLED IN LAY-IN ACOUSTICAL TILE CEILING SHALL BE INSTALLED IN THE CENTER OF THE CEILING PANELS.
- THE SHOP DRAWINGS SHALL BE ON A (MINIMUM) SCALE OF 1/8" = 1'-0". BUILDING SECTIONS, RISER DETAILS, FLOOR AND OTHER DETAILS SHALL BE ON AT (MINIMUM) SCALE OF 1/4" = 1'-0". THESE DRAWINGS SHALL BE SUBMITTED TO THE ARCHITECT FOR HIS REVIEW AND COMMENTS PRIOR TO ORDERING, PURCHASING, FABRICATING, AND OR INSTALLING ANY FIRE PROTECTION EQUIPMENT. SHOP DRAWINGS SHALL ALSO BE SUBMITTED TO THE LOCAL AND STATE AUTHORITIES HAVING JURISDICTION AND THE OWNERS INSURANCE UNDERWRITER FOR THEIR REVIEW AND APPROVAL PRIOR TO ORDERING, PURCHASING, FABRICATING, AND OR INSTALLING ANY FIRE PROTECTION EQUIPMENT. THE SHOP DRAWINGS AND HYDRAULIC CALCULATIONS SHALL BE STAMPED BY THE SPRINKLER CONTRACTORS CERTIFICATE HOLDER, OR ENGINEER PRIOR TO SUBMITTAL.
- THE CONTRACTOR SHALL COORDINATE THE ELECTRICAL CHARACTERISTICS AND REQUIREMENTS OF ALL FIRE PROTECTION EQUIPMENT WITH THE ELECTRICAL DRAWINGS AND SHALL FURNISH EQUIPMENT WIRED FOR THE VOLTAGES SHOWN THEREON.
- THE SPRINKLER SYSTEM SHALL BE DESIGNED WITH A 10 PSI SAFETY MARGIN AND WITH A MAXIMUM WATER VELOCITY OF 20 FEET PER SECOND. PIPE SIZES SHOWN ON THE DRAWINGS SHALL NOT BE REDUCED.
- THE SPRINKLER SYSTEM SHALL BE DESIGNED PER NFPA 13 FOR LIGHT HAZARD OCCUPANCY (10 GPM/100 SQ. FT.) IN THE RESTROOMS, TRAINING ROOM AND HALL. ALL OTHER AREAS SHALL BE DESIGNED FOR HAZARD GROUP 1 (15 GPM/100 SQ. FT.). ALL SPRINKLERS SHALL BE QUICK RESPONSE. THE HYDRAULIC CALCULATIONS SHALL BE PREPARED USING THE AREA DENSITY METHOD. HOWEVER THE HYDRAULICALLY REMOTE AREA SHALL NOT BE REDUCED BELOW 1500 SQ. FT. FOR THE SYSTEMS. A SPRINKLER LAYOUT HAS BEEN PROVIDED FOR THE AREAS NEEDING SPRINKLED HOWEVER THE SPRINKLER CONTRACTOR IS REQUIRED TO PROVIDE A SYSTEM WITH COMPLETE PROTECTION OF ALL AREAS INCLUDING UNDER OBSTRUCTIONS. GRIDDED SYSTEMS ARE NOT TO BE USED. THE MINIMUM PIPE SIZE SHALL BE 1/4", EXCEPT FOR PIPES SUPPLYING ONLY 1 SPRINKLER HEAD, WHICH MAY BE 1".
- PIPE SLEEVES SHALL BE SET FOR CONCRETE FLOORS AND FIRE WALLS PRIOR TO BEING THEM BEING POURED OR CONSTRUCTED.
- ALL HOLES THROUGH FIRE WALLS SHALL BE CAULKED WITH SUITABLE MATERIALS APPROVED FOR THAT PURPOSE.
- ALL FIRE PROTECTION EQUIPMENT SHALL BE INSTALLED ACCORDING TO THE MANUFACTURER'S RECOMMENDATIONS AND NFPA.
- ALL CONTROL VALVES SHALL HAVE A TAMPER SWITCH SUPPLIED AND INSTALLED BY THE SPRINKLER CONTRACTOR. WIRING OF THE SWITCHES WILL BE BY THE ELECTRICAL CONTRACTOR.
- ALL SPRINKLER PIPING SHALL BE INSTALLED ABOVE THE CEILING WHERE CEILING ARE TO BE INSTALLED AND AS HIGH AS IS POSSIBLE IN AREAS WITHOUT FINISHED CEILING. SPRINKLERS INSTALLED IN SHELL OR UNLEADED AREAS SHALL BE SPACED TO THE BUILDING STRUCTURE AND OTHER BUILDING COMPONENTS AS REQUIRED BY NFPA.
- WHERE THE REQUIREMENTS OF OWNERS AND THE OWNERS INSURANCE UNDERWRITERS AND THESE DOCUMENTS EXCEED THOSE OF THE NATIONAL FIRE CODES AND THE BUILDING CODE THEY SHALL PREVAIL.
- 1" THROUGH 2" PIPE SHALL BE SCHEDULE 40, 2-1/2" AND LARGER PIPE MAY BE SCHEDULE 10. THREADABLE LITE WALL PIPE SHALL NOT BE USED. PIPE WITH A WALL THICKNESS LESS THAN SCHEDULE 10 SHALL NOT BE USED.
- SPRINKLERS HEADS SHALL BE:
  - BRASS UPRIGHT OR PENDENT IN EXPOSED AREAS
  - FULLY CONCEALED PENDENT IN AREAS WITH CEILING. COLOR SELECTION BY OWNER.
  - EXTENDED COVERAGE SPRINKLERS SHALL NOT BE USED.
- A PROPERLY COMPLETED CONTRACTORS MATERIAL AND TEST CERTIFICATE SHALL BE PROVIDED FOR THE UNDERGROUND PIPE PRIOR TO CONNECTING TO THE INSIDE PORTION OF THE SYSTEM.
- A PROPERLY COMPLETED CONTRACTORS MATERIAL AND TEST CERTIFICATE SHALL BE PROVIDED FOR THE INSIDE PORTION OF THE SYSTEM.
- THE SPRINKLER SYSTEMS SHALL BE HUNG, SUPPORTED, IN ACCORDANCE WITH NFPA 13. HANGER LOCATIONS SHALL BE SHOWN ON THE SUBMITTAL DRAWINGS AT THE LOCATIONS THEY ARE REQUIRED TO BE PER NFPA 13.
- THE SPRINKLER RISER SHALL INCLUDE BACKFLOW PREVENTER, ALARM VALVE, CONTROL VALVES (W/ TAMPER SWITCHES), ELECTRIC BELL, CHECK VALVE FOR A SIDEWALK FDC, (SEE SITE PLAN FOR LOCATION) AND ANY OTHER DEVICES NECESSARY FOR A COMPLETE, FUNCTIONAL SYSTEM MEETING THE APPROVAL OF THE LOCAL AUTHORITIES HAVING JURISDICTION.
- THE SPRINKLER CONTRACTOR SHALL TIE-IN TO THE EXISTING SPRINKLER SYSTEM IN THE TATUM CENTER AND EXTEND IT INTO THE NEW CONNECTOR BETWEEN THE TATUM CENTER AND THE NEW ATHLETIC BUILDING. THE DESIGN OF THE EXTENDED SYSTEM SHALL BE LIGHT AND ORDINARY HAZARD. HYDRAULIC CALCULATIONS SHALL BE PROVIDED TO SUPPORT THE DESIGN. PIPE TYPES AND HEAD SPACINGS SHALL BE AS DESCRIBED ABOVE.



**CONWAY & OWEN**  
 Mechanical • Electrical • Plumbing  
 1455 Bluegrass Lakes Pkwy.  
 Alpharetta, GA 30004  
 P: (678)350-9000 F: (678)350-9010  
 www.Conway & Owen.com

NOTES & DETAILS - FIRE PROTECTION

FP0.01

sheet of 000.

FOLEY EVENT CENTER

Foley, Alabama

AMGM150099

ISSUE DATE

50% CONSTR. SET 05.27.2016  
 95% CONSTR. SET 06.27.2016

drawn by:  
 checked by:

NOT FOR CONSTRUCTION

GOODWYN MILLS CAWOOD

2660 EastChase Lane, Suite 200 | Montgomery, AL 36117  
 Tel 334.271.3200 | GMGNETWORK.COM

NOT FOR CONSTRUCTION

PACKAGED ENERGY RECOVERY UNIT (ERU) SCHEDULE

Table with columns: TAG, LOCATION, OUTSIDE AIR INTAKE SIDE, EXHAUST AIR SIDE, DX COOLING COIL CAPACITY, ELECTRIC HEATING, ENTHALPHY WHEEL COOLING CAPACITY, ENTHALPHY WHEEL HEATING CAPACITY, ELECTRICAL DATA, UNIT, BASIS OF DESIGN, REMARKS.

① DENOTES STATIC PRESSURE EXTERNAL TO ENTIRE UNIT (SUPPLY & RETURN DUCT ONLY)
② PROVIDE INSULATED CURB ON GRADE.
③ INSTALL SMOKE DETECTOR (PROVIDED BY DIV. 26), AS REQUIRED BY LOCAL AUTHORITY.
④ UNIT SHALL BE SINGLE POINT POWER CONNECTION WITH INTEGRAL DISCONNECT.
⑤ PROVIDE THROUGH-THE-BASE ELECTRICAL CONNECTION.
⑥ PROVIDE FACTORY MOUNTED GFI CONVENIENCE OUTLET.
⑦ PROVIDE WITH INTEGRAL ENTHALPHY WHEEL HEAT RECOVERY DEVICE.
⑧ PROVIDE WITH HOT GAS REHEAT.
⑨ PROVIDE CORROSION RESISTANT COATING.

DIFFUSER, REGISTER & GRILLE SCHEDULE

Table with columns: TAG, TYPE OF SERVICE, FLOW RANGE (CFM), FACE SIZE, NECK SIZE, RINOUT SIZE, # OF SLOTS, SLOT WIDTH, MAX ROOM NC, MAX SP (IN UC), INTEGRAL DAMPER, BASIS OF DESIGN, REMARKS.

① RINOUT SIZE SHALL BE EQUAL TO NECK SIZE UNLESS NOTED OTHERWISE ON DRAWINGS.
② FINISH FOR ALL DEVICES SHALL BE NO. 26 WHITE, UNLESS OTHERWISE INDICATED ON ARCHITECTURAL DRAWINGS.

FAN SCHEDULE

Table with columns: TAG, LOCATION/SERVICE, CAPACITY (CFM), SP (IN UC), MOTOR HP, DRIVE, VOLT / #, MAX RPM, MAX SOLES, TYPE OF FAN, BASIS OF DESIGN, REMARKS.

① INTERLOCK WITH SWITCH FOR CONTROL.
② DISCONNECT PROVIDED BY ELECTRICAL CONTRACTOR.
③ STARTER PROVIDED BY MECHANICAL CONTRACTOR.

PACKAGED ROOF TOP UNIT SCHEDULE

Table with columns: TAG, SERVICE/LOCATION, NOMINAL CAPACITY (TONS), SUPPLY AIR (CFM), OUTSIDE AIR (CFM), ESP (IN UC), MOTOR HP, TOTAL MEH, SENS. MEH, DB (°F), EAT (°F), O.A. AMB (°F), GAS HEATING CAPACITY (MBH), ELECTRICAL DATA, UNIT, BASIS OF DESIGN, SEER, EER, REMARKS.

① DENOTES STATIC PRESSURE EXTERNAL TO ENTIRE UNIT (SUPPLY & RETURN DUCT ONLY).
② PROVIDE SHEET METAL CURB AT ROOF.
③ UNIT SHALL BE SINGLE POINT POWER CONNECTION.
④ PROVIDE WITH SCROLL-TYPE COMPRESSORS ONLY. RECIPROCATING COMPRESSORS ARE NOT ALLOWED.
⑤ PROVIDE WITH BELT DRIVEN INDOOR MOTOR - DIRECT DRIVE NOT PERMITTED.
⑥ PROVIDE WITH FACTORY MOUNTED DISCONNECT SWITCHES AND CONVENIENCE OUTLET.
⑦ COOLING LAT IS 95°F DB.
⑧ PROVIDE FLEXIBLE EPOXY POLYMER CORROSION-RESISTANT COATING EQUAL TO ELECTROFLUOROCARBON.
⑨ PROVIDE HOT-GAS REHEAT.

DESIGN CONDITIONS

Table with columns: LOCATION: FOLEY, AL; COOLING - SUMMER DESIGN; HEATING - WINTER DESIGN.

MECHANICAL GENERAL NOTES

- 1. COORDINATE LOCATION OF DUCTWORK AND DIFFUSERS WITH LIGHT FIXTURES WITH ELECTRICAL CONTRACTOR...
2. THE CONTRACTOR SHALL KEEP A RECORD OF THE CHANGES WHICH ARE IN CONFLICT WITH THESE DRAWINGS...
3. THE DRAWINGS ARE DIAGNOSTIC AND DO NOT NECESSARILY SHOW THE EXACT ROUTING OR DETAILED FITTINGS...
4. REFER TO THE ENTIRE CONTRACTED DRAWING SET AND SPECIFICATIONS FOR GUIDANCE ON DIMENSIONS...
5. ALL DUCT AND PIPING MUST BE CONCEALED ABOVE THE CEILING OR IN THE WALLS UNLESS OTHERWISE NOTED.
6. COORDINATE DIFFUSER LOCATIONS WITH ARCHITECTURAL REFLECTED CEILING PLAN TO VERIFY FRAME TYPES BASED ON CEILING TYPE.
7. THERMOSTATS SHALL BE LOCATED IN EACH ZONE AS INDICATED ON PLAN. THE EXACT LOCATION ON THE WALL SHALL BE AS DIRECTED BY THE ARCHITECT.
8. CONTRACTOR SHALL PROVIDE (2) SETS OF FILTERS FOR EACH HVAC UNIT. ONE DURING CONSTRUCTION AND ONE SET AT COMPLETION OF CONSTRUCTION.
9. ALL EQUIPMENT LOCATED ON THE ROOF SHALL BE LOCATED A MINIMUM OF 10' FROM ROOF EDGE UNLESS PARAPET WALL MEETS REQUIRED HEIGHT. PROVIDE OSHA GUARD RAILS FOR EQUIPMENT THAT DOES NOT MEET THIS REQUIREMENT.
10. ANY OUTDOOR AIR INTAKE LOUVERS OR OPENINGS SHALL BE A MINIMUM OF 10'-0" FROM ANY EXHAUST OR VENT OUTLET.

DUCTLESS SPLIT SYSTEM SCHEDULE

Table with columns: ID TAG, CFM, CAPACITY (BTU/HR), INDOOR UNIT ELECTRICAL DATA, OUTDOOR UNIT ELECTRICAL DATA, BASIS OF DESIGN, NOTES.

① DISCONNECT SWITCH SUPPLIED BY MECH CONTRACTOR FOR INTERIOR AND EXTERIOR UNITS.
② PROVIDE WITH INTEGRAL CONDENSATE PUMP SYSTEM.
③ PROVIDE SEA COAST CORROSION RESISTANT COATING ON HEAT PUMP UNIT.

AIR TERMINAL UNIT SCHEDULE

Table with columns: TAG, TYPE, SERVICE, AIR VALVE DATA, FAN DATA, HEATING DATA, BASIS OF DESIGN, NOTES.

① PROVIDE SOUND ATTENUATION DEVICE AS REQUIRED TO COMPLY WITH STATED MAXIMUM NOISE CRITERIA (NC).
② INSTALL PER MANUFACTURER'S RECOMMENDATIONS FOR SERVICE AND ELECTRICAL CLEARANCES.
③ MAXIMUM FULL-LOAD AMP'S FOR FAN SHALL NOT EXCEED 40 AMP'S.
④ PROVIDE SCR CONTROLLER FOR FAN.
⑤ SINGLE POINT POWER CONNECTION AT UNIT.
⑥ PROVIDE WITH FACTORY DISCONNECT.

VARIABLE REFRIGERANT FLOW SPLIT SYSTEM SCHEDULE (INDOOR UNIT)

Table with columns: INDOOR UNIT TAG, SERVICE LOCATION, CONTROLLER/INDOOR UNIT, SUPPLY CFM, O.A. CFM, EXTERNAL STATIC PRESSURE, CAPACITY, INDOOR UNIT ELECTRICAL DATA, BASIS OF DESIGN, NOTES.

NOTES:
① HEATING VALUES ARE BASED ON 26°F AMBIENT TEMPERATURE.
② PROVIDE AUXILIARY DRAIN PAN WITH FLOAT SWITCH FOR CONTROLLER.
③ MINIMUM CAPACITY DELIVERED BY DE-RATED UNITS.
④ INSTALL PER MANUFACTURER'S RECOMMENDATIONS AND MAINTAIN ALL SERVICE CLEARANCES.
⑤ HEATING AND COOLING CAPACITY BASED ON INDOOR FAN-COIL SCHEDULED ENTERING CONDITIONS. UNIT TO PROVIDE SIMULTANEOUS HEATING AND COOLING AS CALLED FOR BY THE FAN COIL UNITS.
⑥ PROVIDE LOW AMBIENT CONTROLS DOWN TO 0°F.
⑦ SUSPEND CONTROLLER FROM CEILING OR MOUNT TO WALL.
⑧ NOTE THAT ALL EQUIPMENT ASSOCIATED WITH THE VRF SYSTEM IS COORDINATED WITH ELECTRICAL. BASED ON BASIS OF DESIGN THE MECHANICAL CONTRACTOR SHALL BE RESPONSIBLE FOR ANY DIFFERENCES DUE TO ALTERNATE MANUFACTURERS. COORDINATE WITH ELECTRICAL CONTRACTOR. THE MECHANICAL CONTRACTOR SHALL COORDINATE ALL POWER CONNECTIONS FOR THE CONTROLLERS AND PANELS ASSOCIATED WITH THE VRF SYSTEM WITH THE ELECTRICAL CONTRACTOR.
⑨ SYSTEM CONTROLS SHALL BE BACKET M5P.
⑩ PROVIDE SEA COAST CORROSION RESISTANT COATING.

VARIABLE REFRIGERANT FLOW SPLIT SYSTEM SCHEDULE (OUTDOOR UNIT)

Table with columns: OUTDOOR UNIT TAG, CONTROLLER UNIT TAG, CAPACITY, CONTROLLER ELECTRICAL DATA, OUTDOOR UNIT ELECTRICAL DATA, WEIGHT, BASIS OF DESIGN, NOTES.

NOTES:
① DISCONNECT SWITCH SUPPLIED BY ELECTRICAL CONTRACTOR FOR CONDENSING UNIT AND CONTROLLER.
② PROVIDE AUXILIARY DRAIN PAN WITH FLOAT SWITCH FOR CONTROLLER.
③ MINIMUM CAPACITY DELIVERED BY DE-RATED UNITS.
④ INSTALL PER MANUFACTURER'S RECOMMENDATIONS AND MAINTAIN ALL SERVICE CLEARANCES.
⑤ HEATING AND COOLING CAPACITY BASED ON INDOOR FAN-COIL SCHEDULED ENTERING CONDITIONS. UNIT TO PROVIDE SIMULTANEOUS HEATING AND COOLING AS CALLED FOR BY THE FAN COIL UNITS.
⑥ PROVIDE LOW AMBIENT CONTROLS DOWN TO 0°F.
⑦ SUSPEND CONTROLLER FROM CEILING OR MOUNT TO WALL.
⑧ NOTE THAT ALL EQUIPMENT ASSOCIATED WITH THE VRF SYSTEM IS COORDINATED WITH ELECTRICAL. BASED ON BASIS OF DESIGN THE MECHANICAL CONTRACTOR SHALL BE RESPONSIBLE FOR ANY DIFFERENCES DUE TO ALTERNATE MANUFACTURERS. COORDINATE WITH ELECTRICAL CONTRACTOR. THE MECHANICAL CONTRACTOR SHALL COORDINATE ALL POWER CONNECTIONS FOR THE CONTROLLERS AND PANELS ASSOCIATED WITH THE VRF SYSTEM WITH THE ELECTRICAL CONTRACTOR.
⑨ SYSTEM CONTROLS SHALL BE BACKET M5P.
⑩ PROVIDE SEA COAST CORROSION RESISTANT COATING.

LEGEND - HVAC

Table with columns: ABBR, SYMBOL, DESCRIPTION.

LEGEND - HVAC

Table with columns: ABBR, SYMBOL, DESCRIPTION.

NOT FOR CONSTRUCTION

GOODWYN MILLS C A W O O D
2660 EastChase Lane, Suite 200
Montgomery, AL 36117
Tel 334.271.3200 | G.M.G.NETWORK.COM

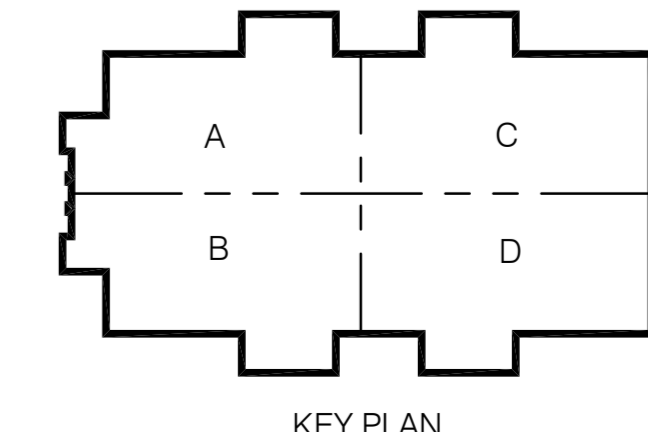
ISSUE DATE

50% CONSTR. SET 105-27-2016
35% CONSTR. SET 106-27-2016

FOLEY EVENT CENTER
Foley, Alabama
AMGMT50099

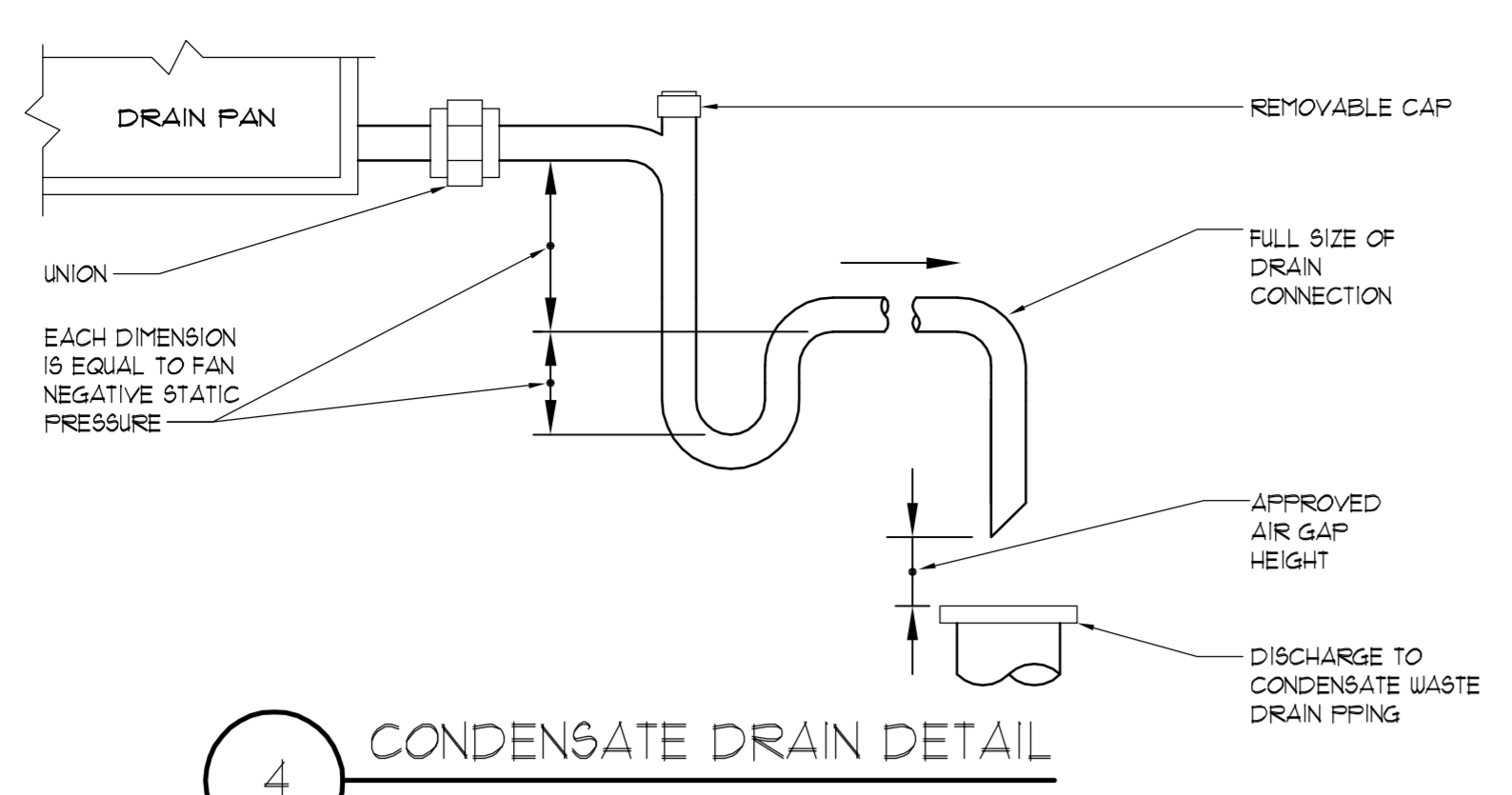
LEGEND, SCHEDULES, & NOTES - MECHANICAL

M0.01
sheet of 000.

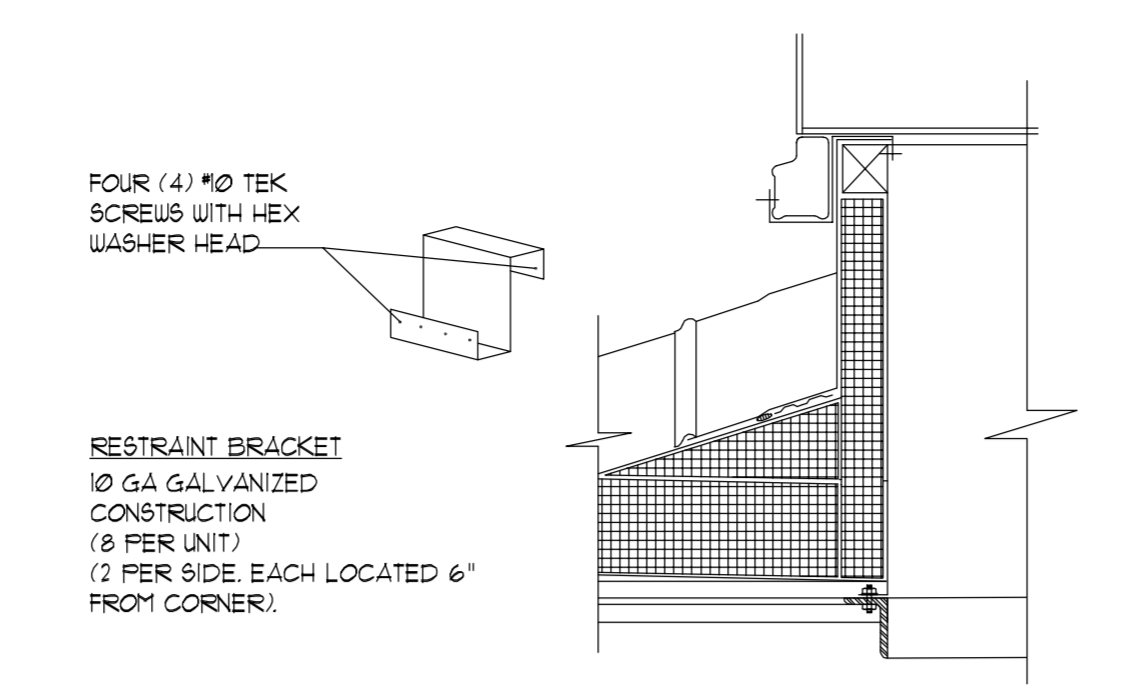


CONWAY & OWEN
Mechanical • Electrical • Plumbing
1455 Bluegrass Lakes Pkwy.
Alpharetta, GA 30004
P: (678)350-9000 F: (678)350-9010
www.Conway & Owen.com

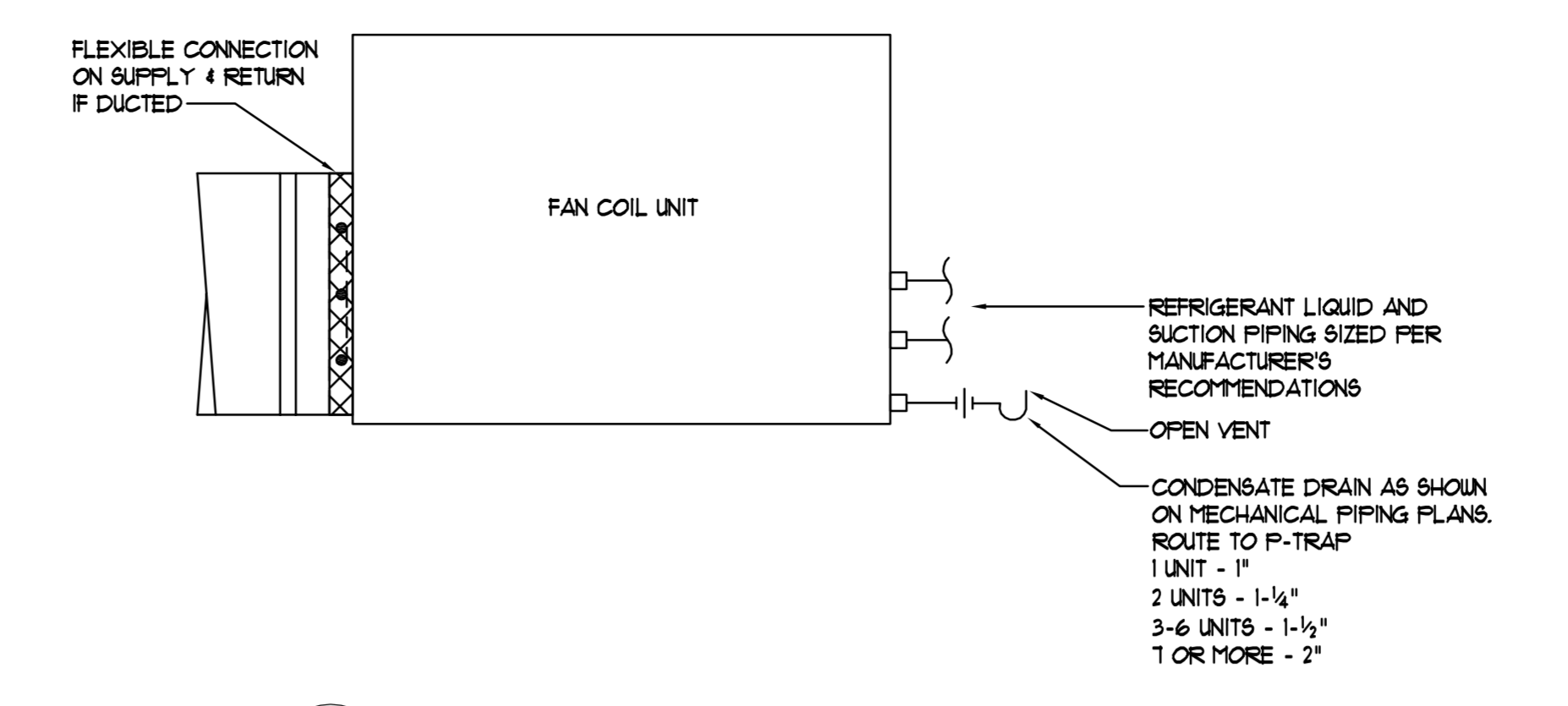
NOT FOR CONSTRUCTION



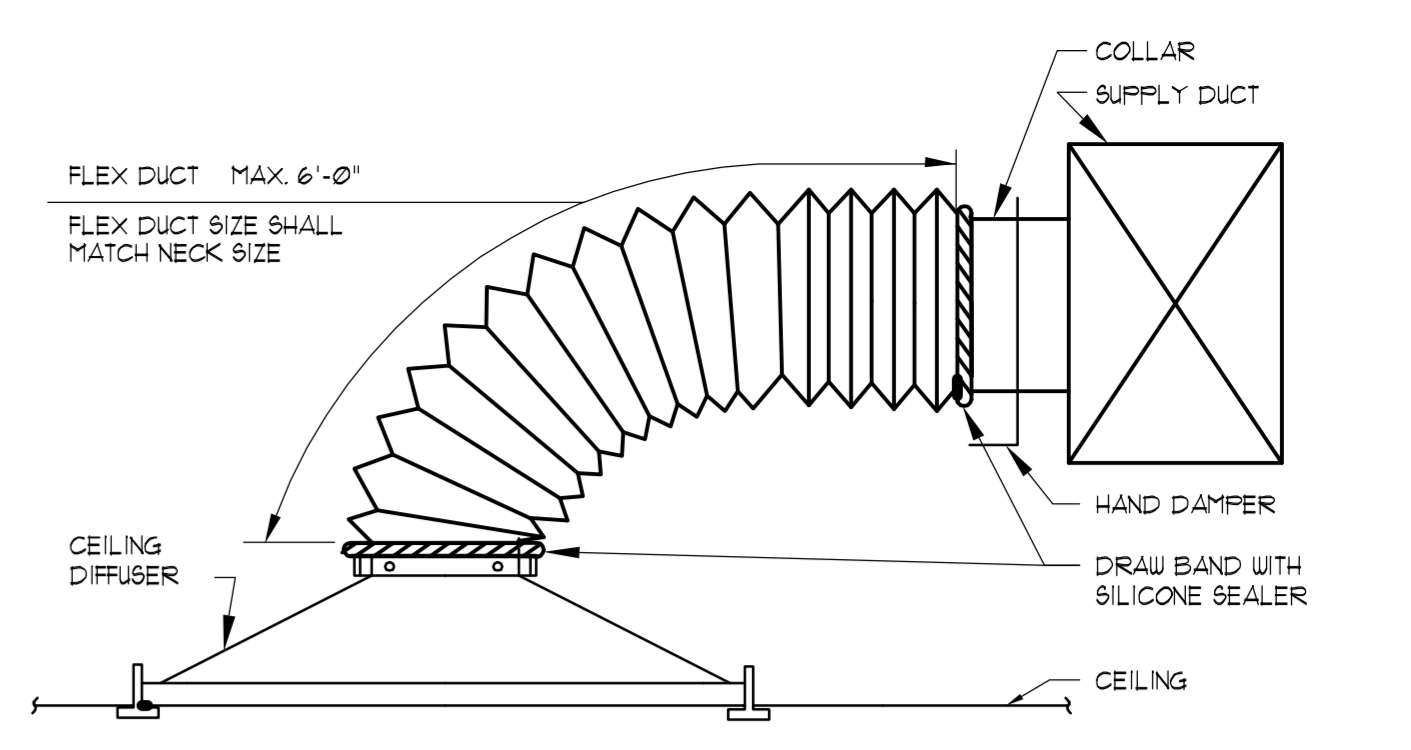
4 CONDENSATE DRAIN DETAIL  
NOT TO SCALE



3 MECH UNIT TIE DOWN  
NOT TO SCALE

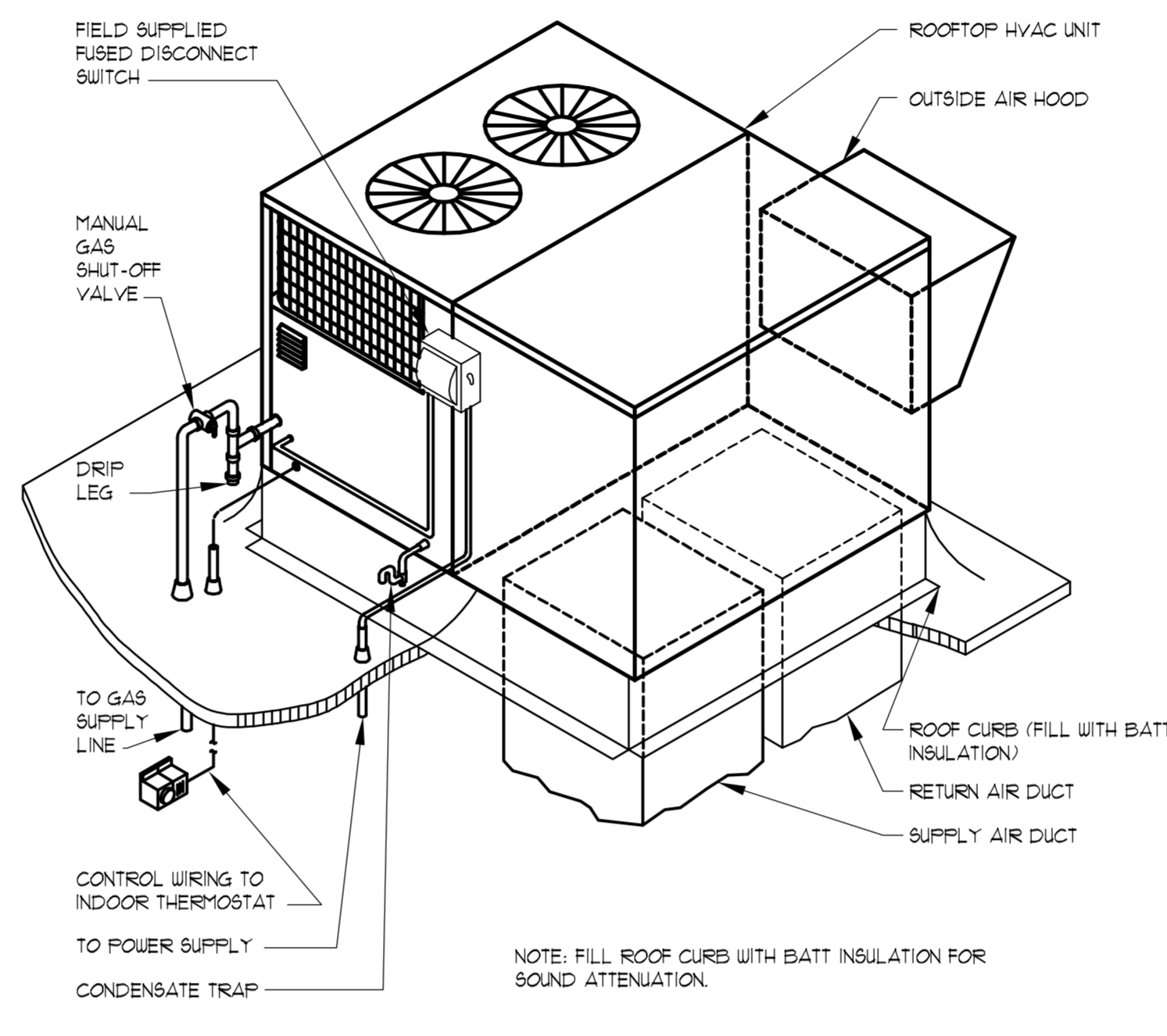


2 FAN COIL UNIT CONDENSATE PIPING DIAGRAM  
NOT TO SCALE

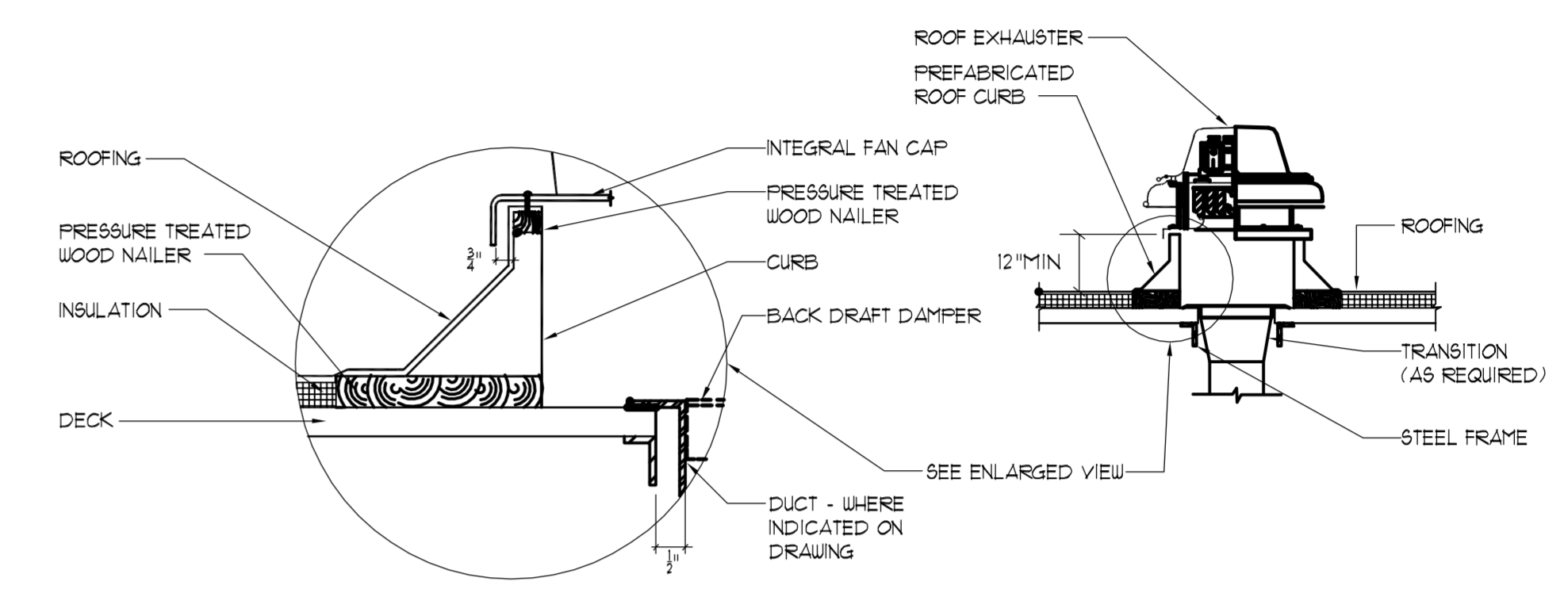


1 TYPICAL DIFFUSER CONNECTION (SIDE OF DUCT)  
NOT TO SCALE

NOTE:  
A SUBSTITUTE UNIT TIE-DOWN SYSTEM UTILIZING 1 1/2\"/>

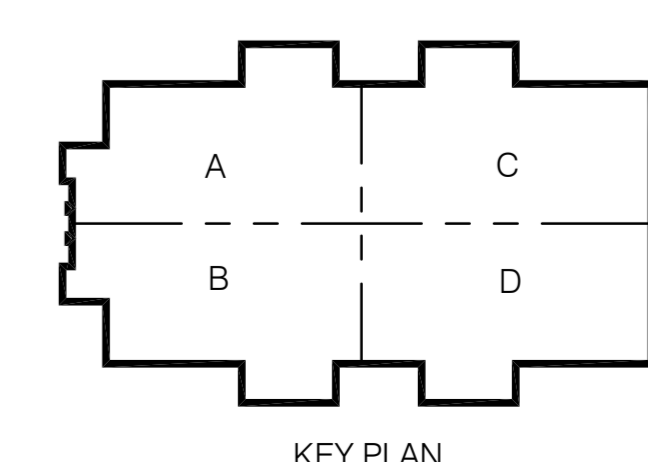


6 GAS FIRED ROOFTOP HVAC UNIT DETAIL  
NOT TO SCALE



NOTES:  
1. WHERE NO DUCT IS INDICATED, BACKDRAFT DAMPER SHALL BE FULL SIZE OF OPENING IN ROOF DECK.  
2. ROOF MOUNTED EXHAUST FANS SHALL NOT BE MOUNTED ON A SLOPE OF GREATER THAN 6/12.

5 ROOF MOUNTED EXHAUST FAN DETAIL  
NOT TO SCALE



**CONWAY & OWEN**  
Mechanical • Electrical • Plumbing  
1455 Bluegrass Lakes Pkwy.  
Alpharetta, Ga 30004  
P: (678)350-9000 F: (678)350-9010  
www.Conway & Owen.com

NOT FOR CONSTRUCTION

NOT FOR CONSTRUCTION

GOODWYN MILLS | CAWOOD

2660 EastChase Lane, Suite 200 | Montgomery, AL 36117  
Tel: 334.271.3200 | GMGNETWORK.COM

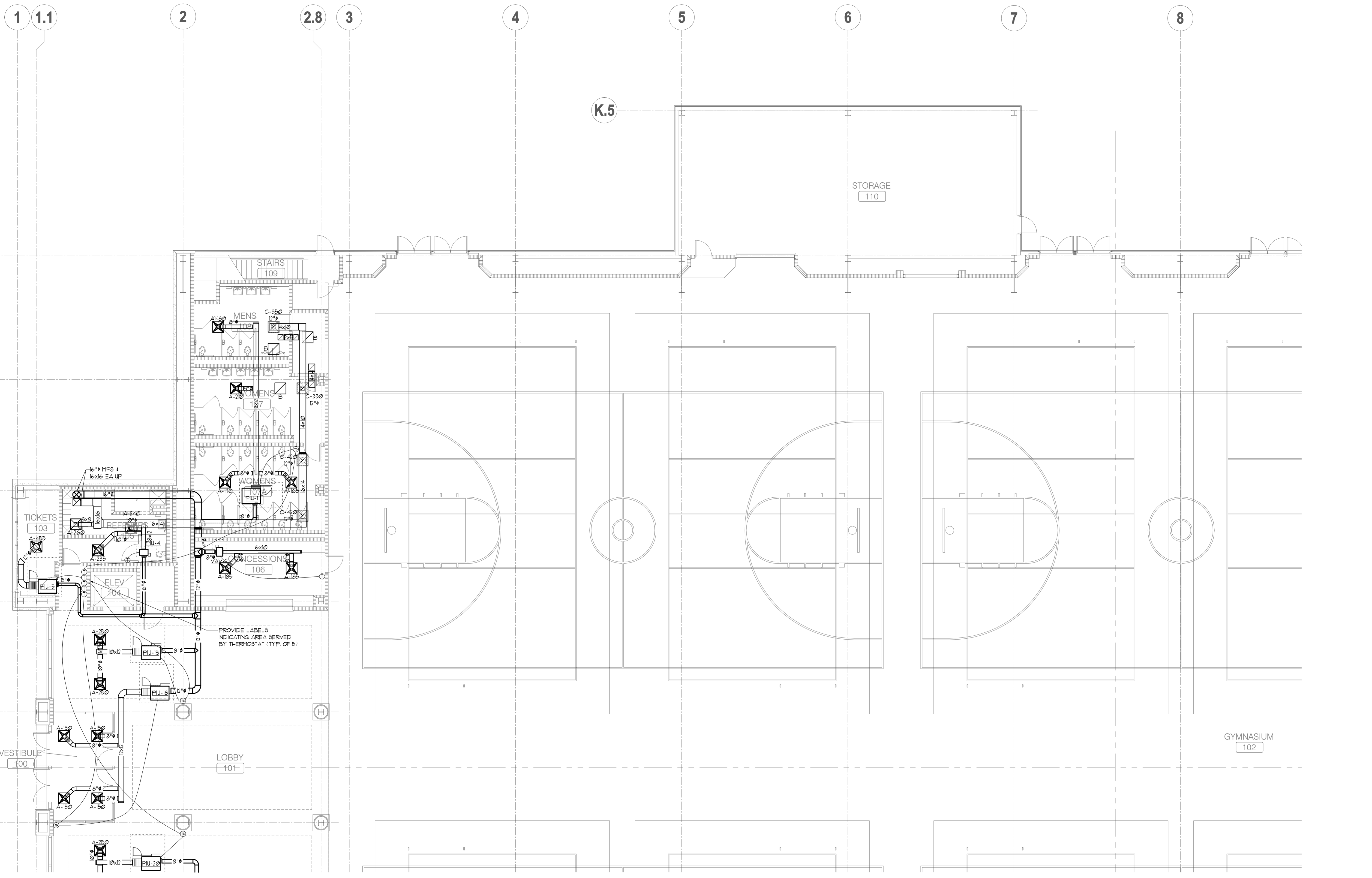
ISSUE/DATE		
50% CONSTR. SET	05-27-2016	
95% CONSTR. SET	06-27-2016	

FOLEY EVENT CENTER	
Foley, Alabama	AMGM150099
drawn by:	
checked by:	

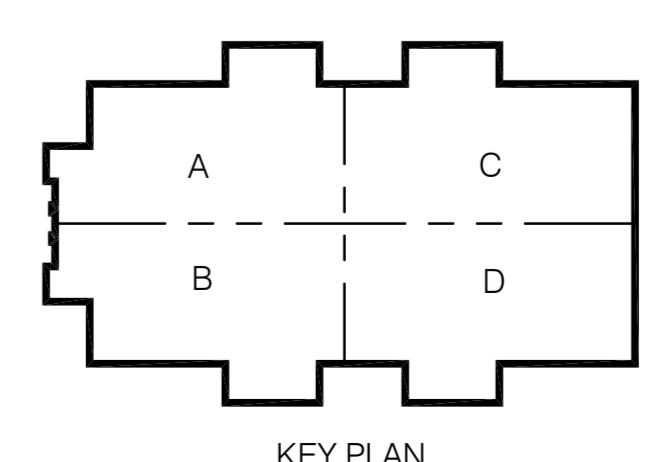
MECHANICAL

M0.02

sheet of 000



 **FIRST FLOOR PLAN - MECHANICAL - PART A**  
SCALE: 1/8" = 1'



**CONWAY & OWEN**  
Mechanical • Electrical • Plumbing  
1455 Bluegrass Lakes Pkwy.  
Alpharetta, GA 30004  
P: (678)250-9000 F: (678)350-9010  
www.Conway & Owen.com

**FIRST FLOOR PLAN - MECHANICAL - PART A**

**M2.01A**  
sheet of 000

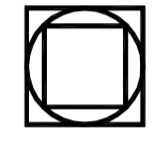
FOLEY EVENT CENTER  
Foley, Alabama

AMGM150099

ISSUE DATE  
50% CONSTR SET 05.27.2016  
95% CONSTR SET 06.27.2016

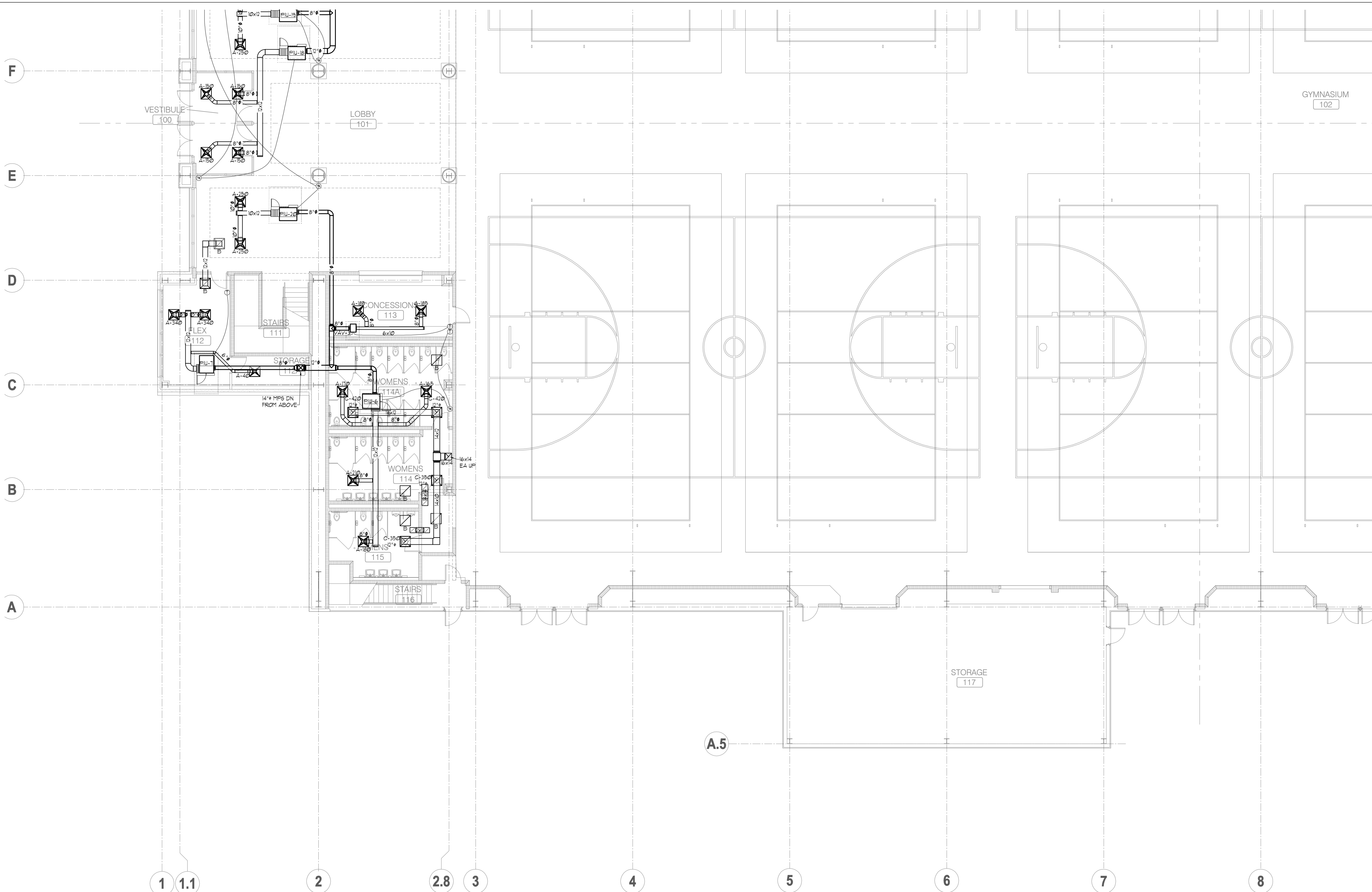
drawn by:  
checked by:

NOT FOR CONSTRUCTION

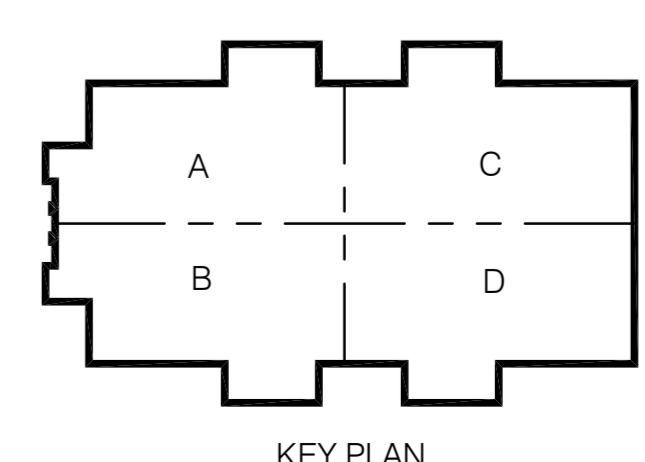
 **GOODWYN MILLS CAWOOD**

2660 EastChase Lane, Suite 200 | Montgomery, AL 36117  
Tel 334.271.3200 | GMCNETWORK.COM

NOT FOR CONSTRUCTION




**FLOOR PLAN - MECHANICAL - PART B**  
 SCALE: 1/8" = 1'  
 NORTH

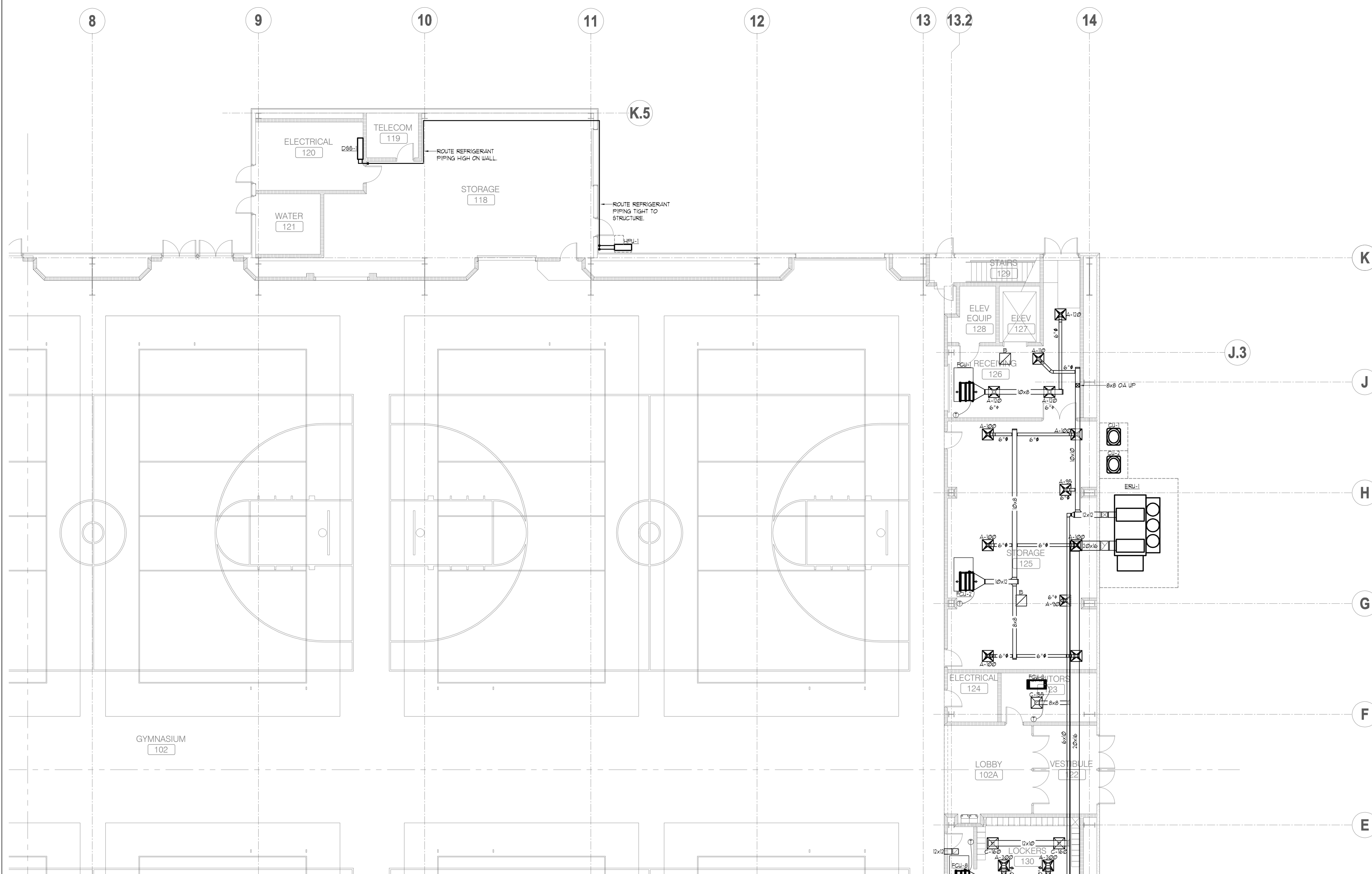


KEY PLAN

**CONWAY & OWEN**  
 Mechanical • Electrical • Plumbing  
 1455 Bluegrass Lakes Pkwy.  
 Alpharetta, GA 30004  
 P: (678)250-9000 F: (678)350-9010  
 www.Conway & Owen.com

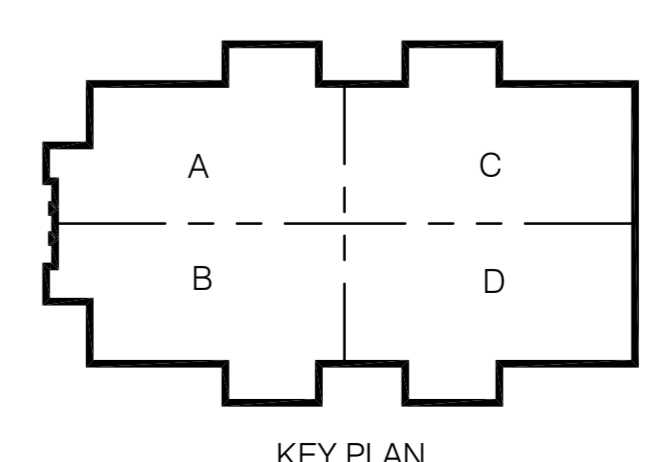
NOT FOR CONSTRUCTION

**FIRST FLOOR PLAN - MECHANICAL - PART B**  
**M2.01B** sheet of 000  
 FOLEY EVENT CENTER  
 Foley, Alabama  
 AMGM150099  
 NOT FOR CONSTRUCTION  
 GOODWYN MILLS CAWOOD  
 2660 EastChase Lane, Suite 200 | Montgomery, AL 36117  
 Tel: 334.271.3200 | GMCNETWORK.COM  
 ISSUE/DATE  
 50% CONSTR. SET | 05.27.2016  
 95% CONSTR. SET | 06.27.2016  
 drawn by:  
 checked by:




**FLOOR PLAN - MECHANICAL - PART C**  
 SCALE: 1/8" = 1'  
 NORTH

NOT FOR CONSTRUCTION



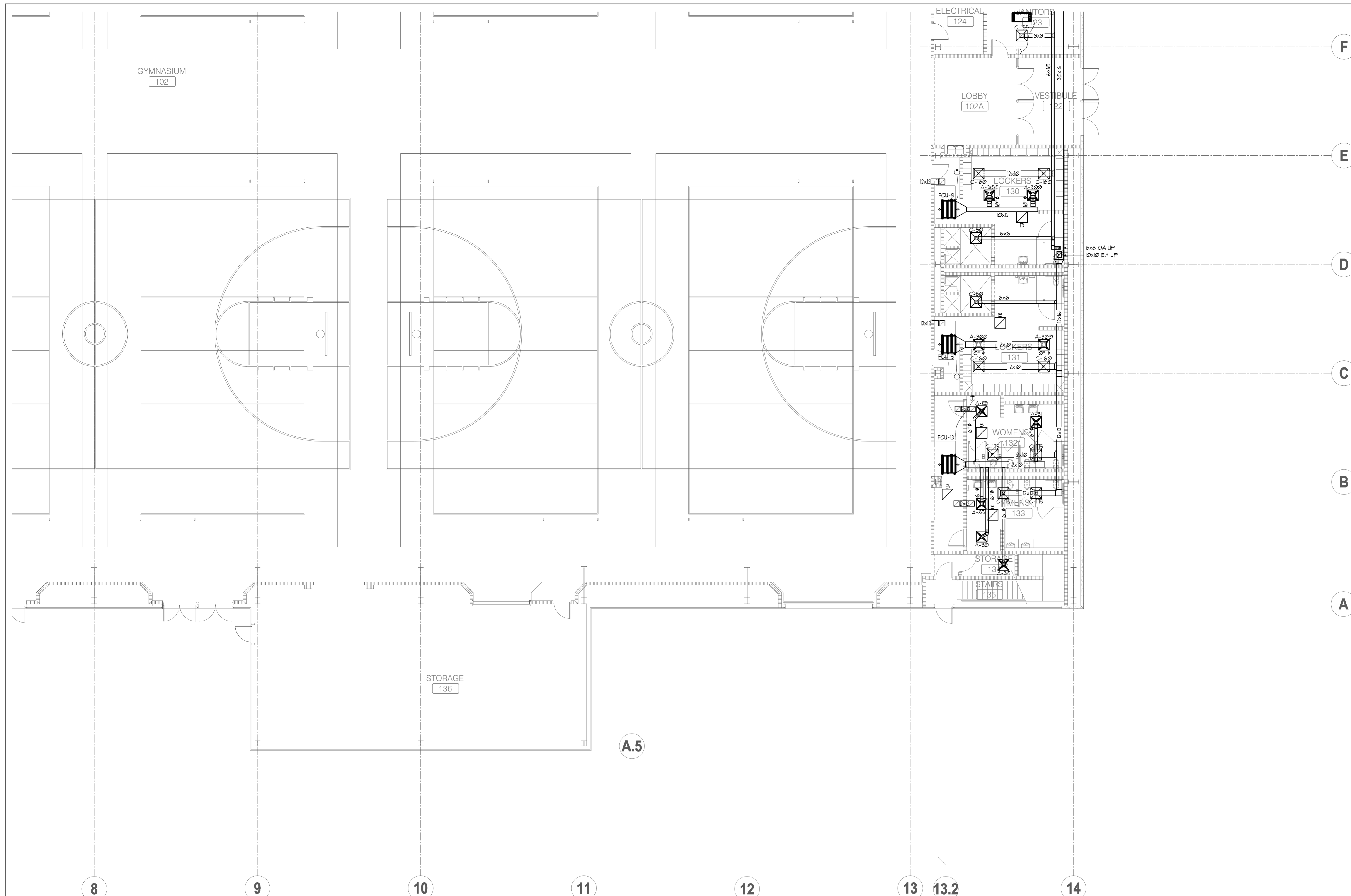
**CONWAY & OWEN**  
 Mechanical • Electrical • Plumbing  
 1455 Bluegrass Lakes Pkwy.  
 Alpharetta, GA 30004  
 P: (678)250-9000 F: (678)350-9010  
 www.Conway & Owen.com

**FIRST FLOOR PLAN - MECHANICAL - PART C**  
**M2.01C**  
 sheet of 000

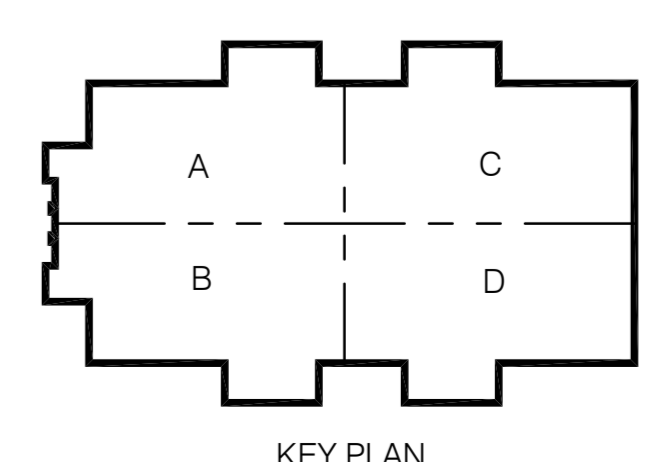
**FOLEY EVENT CENTER**  
 Foley, Alabama  
 AMGM150099

NOT FOR CONSTRUCTION  
**GOODWYN MILLS CAWOOD**  
 2660 EastChase Lane, Suite 200 | Montgomery, AL 36117  
 Tel. 334.271.3200 | GMCNETWORK.COM

ISSUE/DATE	50% CONSTR SET	95% CONSTR SET	drawn by:	checked by:
	05-27-2016	06-27-2016		




**FLOOR PLAN - MECHANICAL - PART D**  
 SCALE: 1/8" = 1'  
 NORTH



**CONWAY & OWEN**  
 Mechanical • Electrical • Plumbing  
 1455 Blugrana Lakes Pkwy.  
 Alpharetta, Ga 30004  
 P: (678)350-9000 F: (678)350-9010  
 www.Conway & Owen.com

**FIRST FLOOR PLAN - MECHANICAL - PART D**

**M2.01D**  
 sheet of 000

FOLEY EVENT CENTER

Foley, Alabama

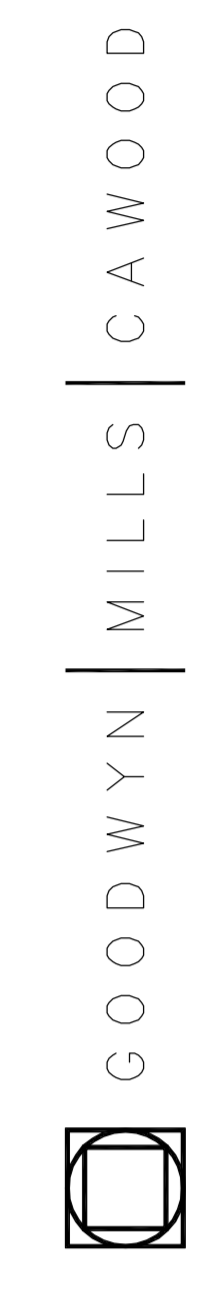
AMGM150099

ISSUE/DATE

50% CONSTR SET	05.27.2016
95% CONSTR SET	06.27.2016

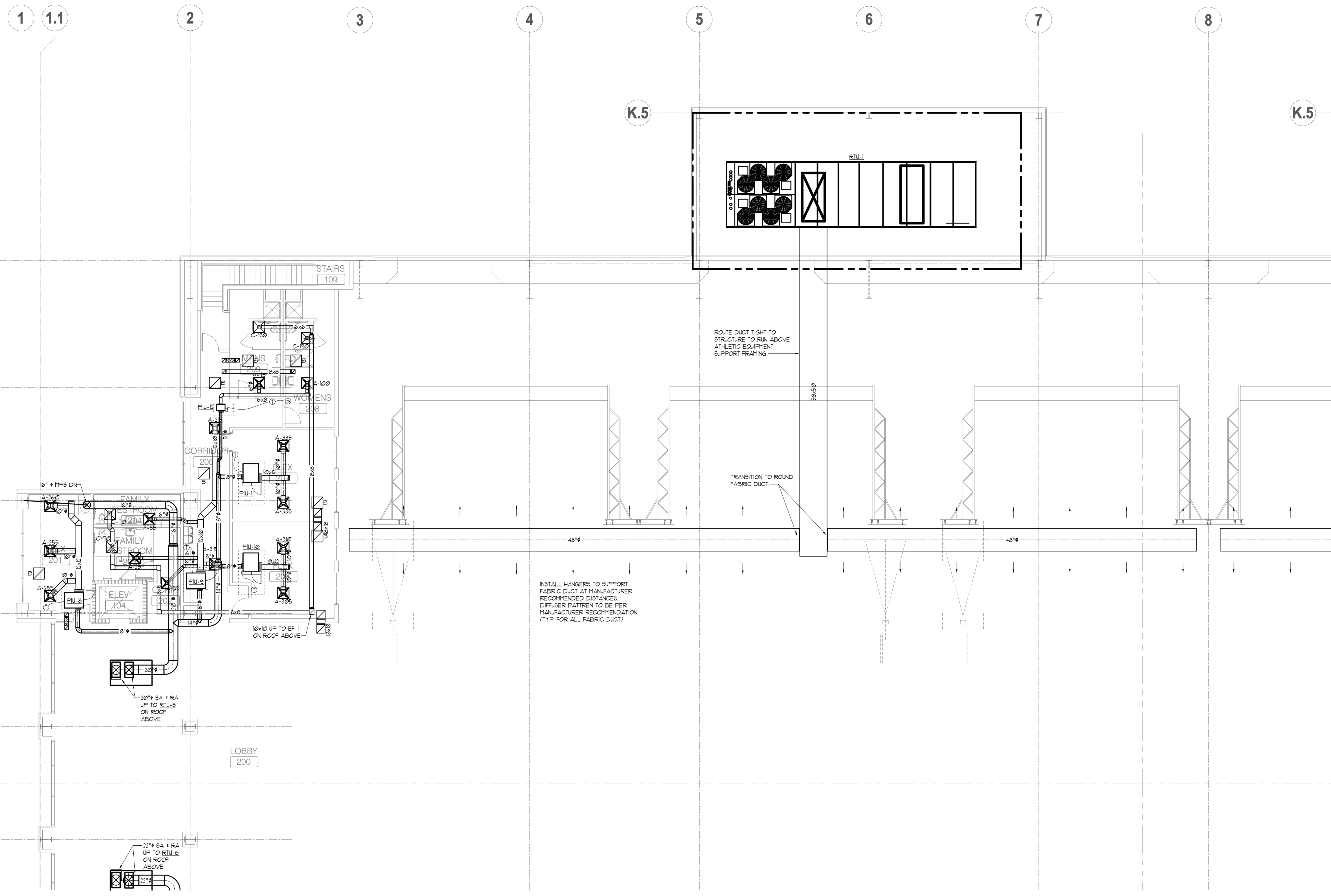
drawn by:	
checked by:	

NOT FOR CONSTRUCTION



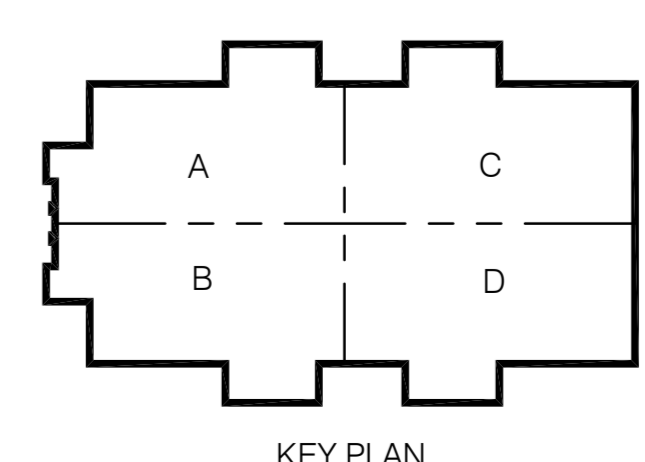
2660 EastChase Lane, Suite 200 | Montgomery, AL  
 Tel 334.271.3200 | GMCNETWORK.COM

NOT FOR CONSTRUCTION




**MEZZANINE LEVEL PLAN - MECHANICAL - PART A**  
 SCALE: 1/8" = 1'  
 NORTH

NOT FOR CONSTRUCTION



**CONWAY & OWEN**  
 Mechanical • Electrical • Plumbing  
 1455 Bluegrass Lakes Pkwy.  
 Alpharetta, GA 30004  
 P: (678)250-9000 F: (678)350-9010  
 www.Conway & Owen.com

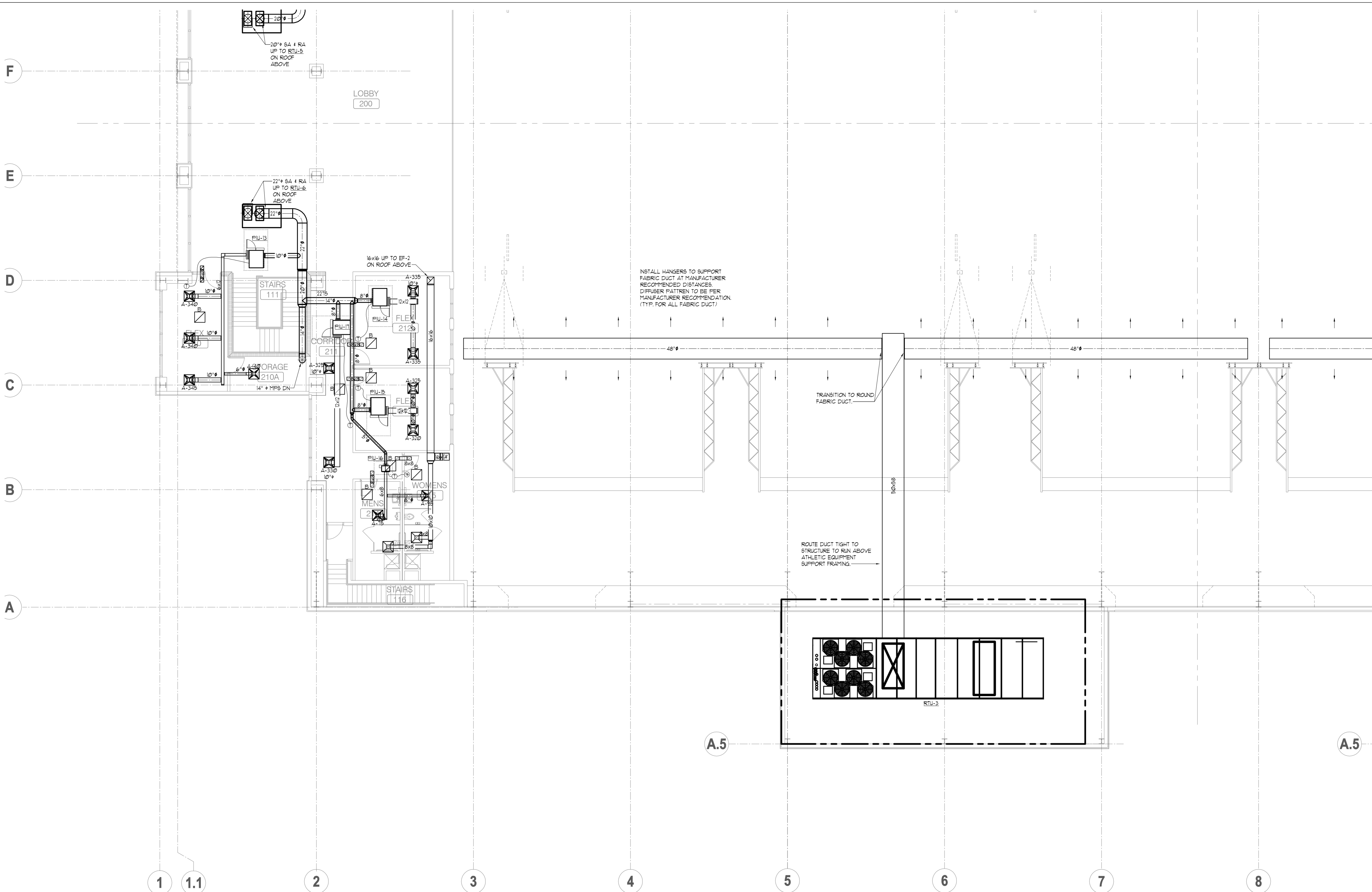
**MEZZANINE LEVEL PLAN - MECHANICAL - PART A**  
**M2.02A**  
 sheet of 000

**FOLEY EVENT CENTER**  
 Foley, Alabama  
 AMGM150099

NOT FOR CONSTRUCTION  
**GOODWYN MILLS CAWOOD**  
 2660 EastChase Lane, Suite 200 | Montgomery, AL 36117  
 Tel 334.271.3200 | GMCNETWORK.COM

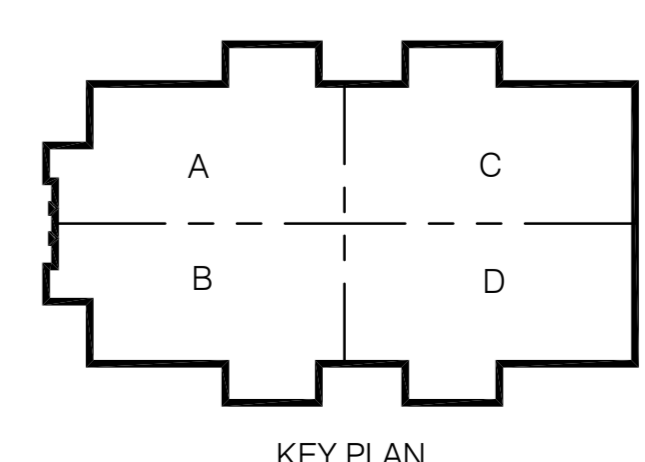
ISSUE DATE	BY	CHECKED BY
50% CONSTR SET 05.27.2016		
95% CONSTR SET 06.27.2016		
	drawn by:	
	checked by:	





MEZZANINE LEVEL PLAN - MECHANICAL - PART B  
 SCALE: 1/8" = 1'  
 NORTH

NOT FOR CONSTRUCTION



**CONWAY & OWEN**  
 Mechanical • Electrical • Plumbing  
 1455 Bluegrass Lakes Pkwy.  
 Alpharetta, GA 30004  
 P: (678)250-9000 F: (678)350-9010  
 www.Conway & Owen.com

MEZZANINE LEVEL PLAN  
 - MECHANICAL - PART B

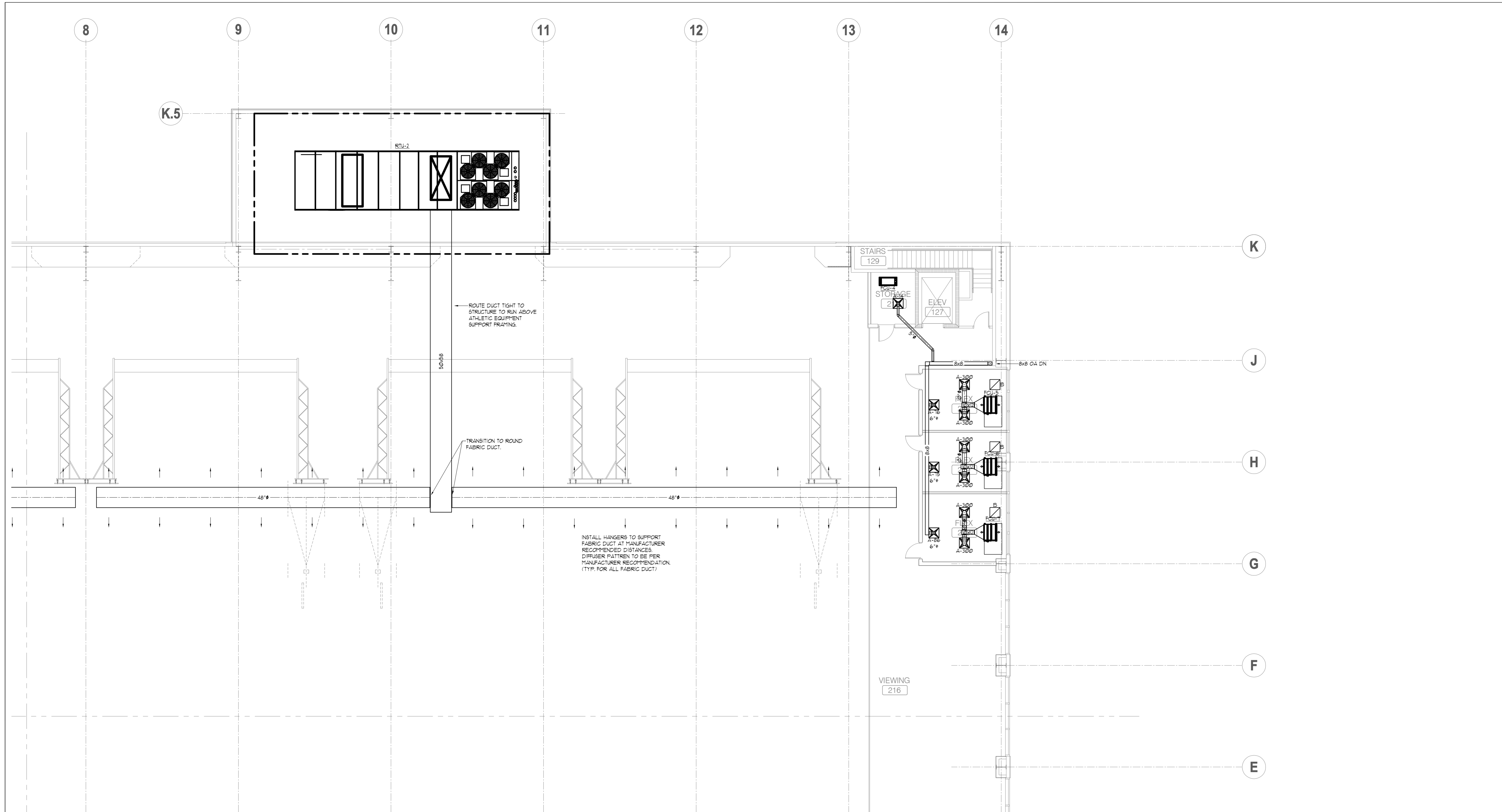
FOLEY EVENT CENTER  
 Foley, Alabama  
 AMGM150099

NOT FOR CONSTRUCTION

GOODWYN MILLS CAWOOD  
 2660 EastChase Lane, Suite 200 | Montgomery, AL 36117  
 Tel: 334.271.3200 | GMNETWORK.COM

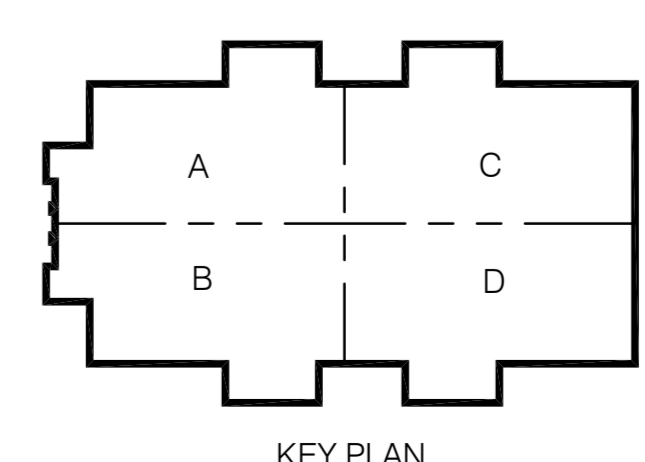
ISSUE/DATE	drawn by:	checked by:
50% CONSTR SET 05.27.2016		
95% CONSTR SET 06.27.2016		

M2.02B  
 sheet of 000




**MEZZANINE LEVEL PLAN - MECHANICAL - PART C**  
 SCALE: 1/8" = 1'

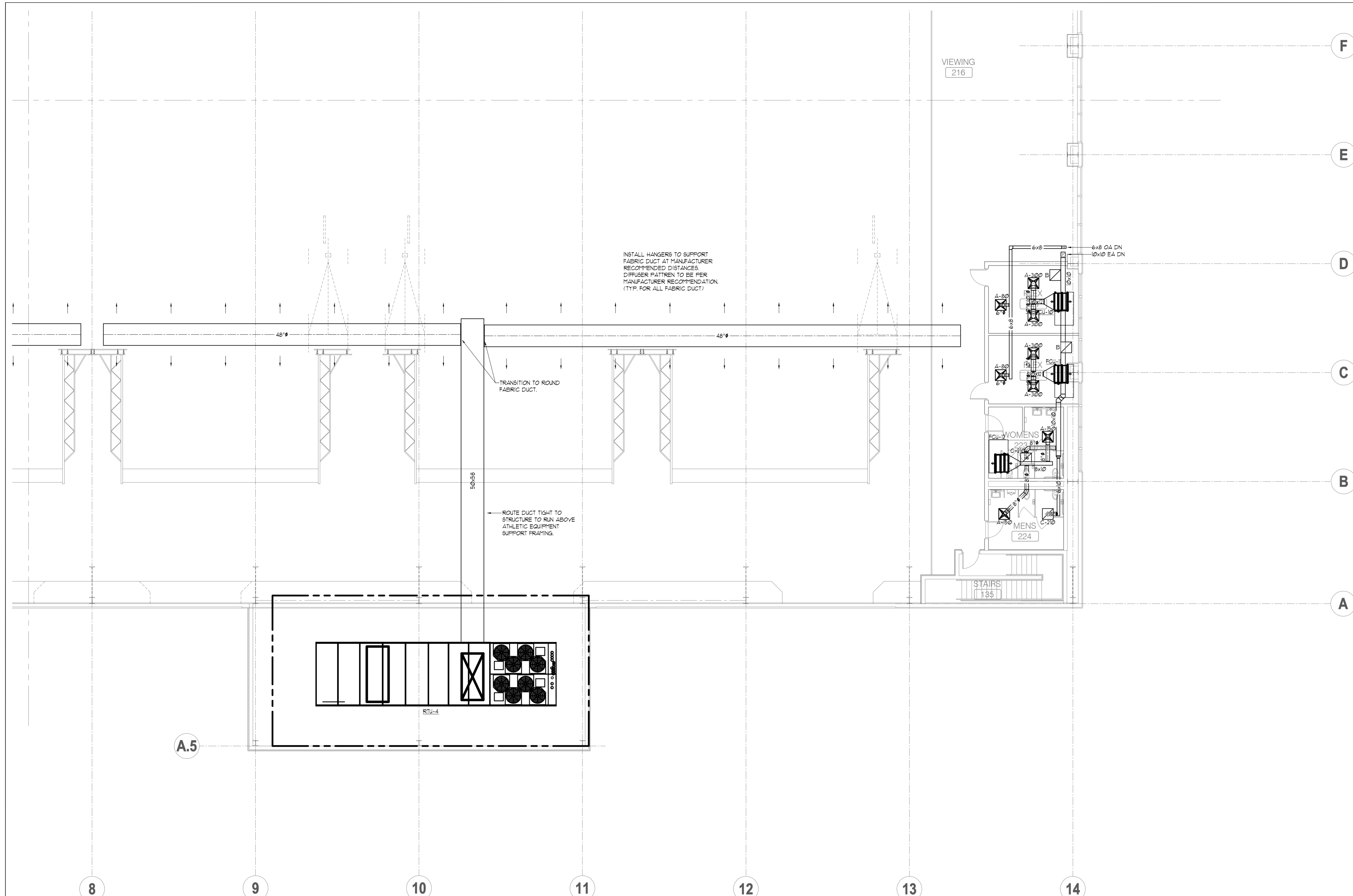
NOT FOR CONSTRUCTION



**CONWAY & OWEN**  
 Mechanical • Electrical • Plumbing  
 1455 Bluegrass Lakes Pkwy.  
 Alpharetta, GA 30004  
 P: (678)250-9000 F: (678)350-9010  
 www.Conway & Owen.com

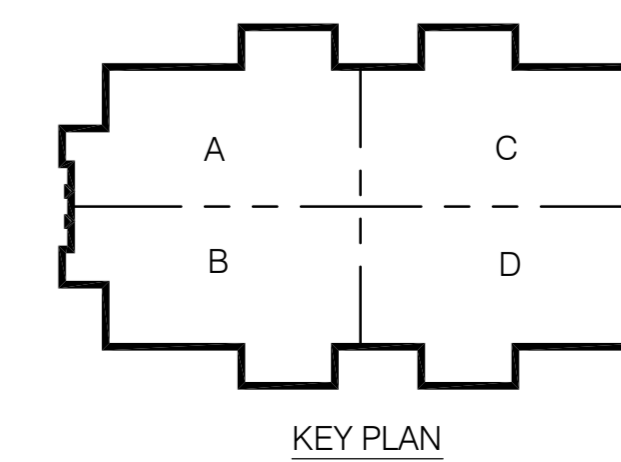
**SECOND FLOOR PLAN - MECHANICAL - PART C**  
**M2.02C** sheet of 000  
 FOLEY EVENT CENTER  
 Foley, Alabama  
 AMGM150099  
 ISSUE DATE  
 50% CONSTR SET 05.27.2016  
 95% CONSTR SET 06.27.2016  
 drawn by:  
 checked by:

NOT FOR CONSTRUCTION  
**GOODWYN MILLS CAWOOD**  
 2660 EastChase Lane, Suite 200 | Montgomery, AL 36117  
 Tel 334.271.3200 | GMCNETWORK.COM




**MEZZANINE LEVEL PLAN - MECHANICAL - PART D**  
 SCALE: 1/8" = 1'

NOT FOR CONSTRUCTION



**CONWAY & OWEN**  
 Mechanical • Electrical • Plumbing  
 1455 Bluegrass Lakes Pkwy.  
 Alpharetta, GA 30004  
 P: (678)250-9000 F: (678)350-9010  
 www.Conway & Owen.com

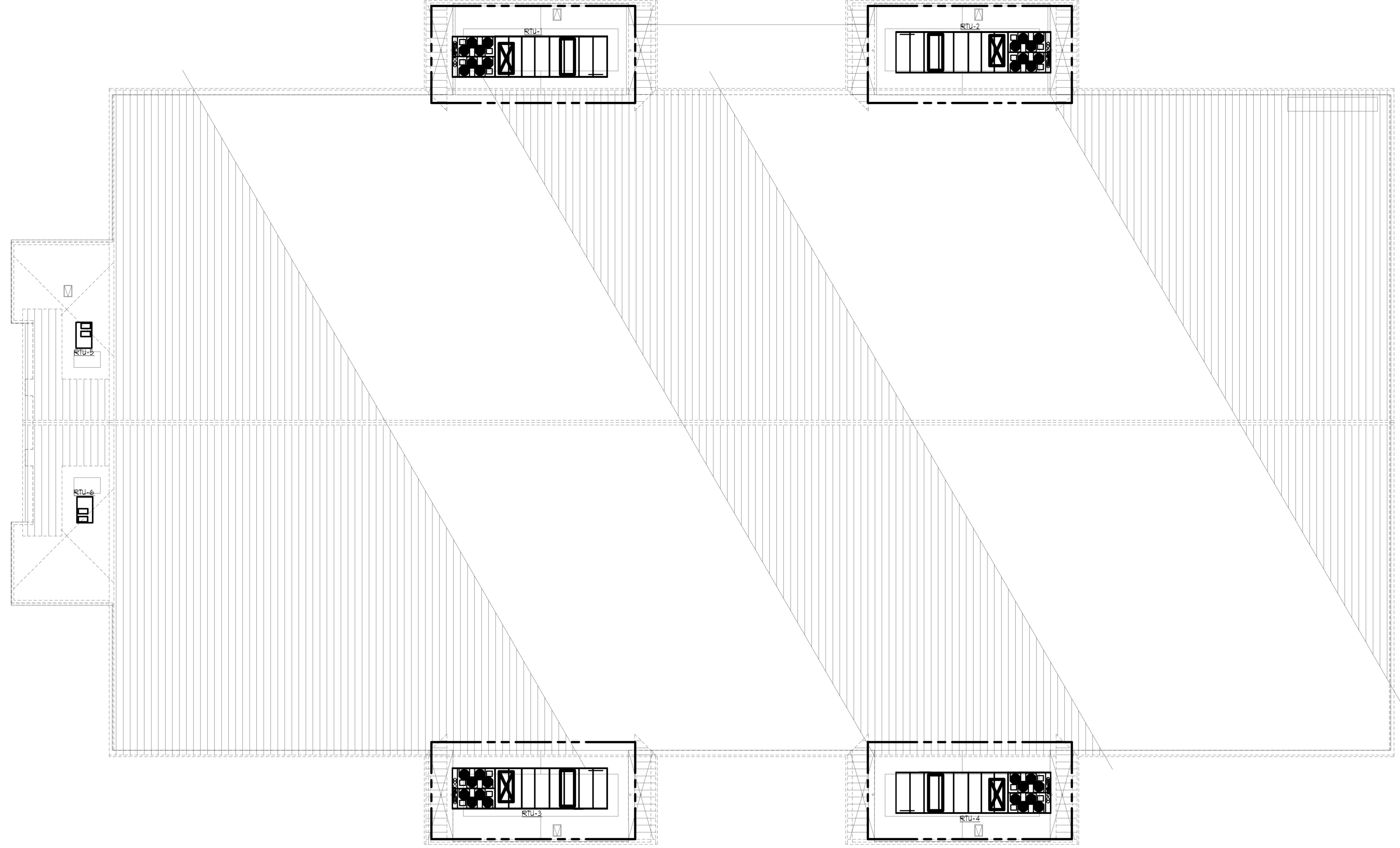
MEZZANINE LEVEL PLAN  
- MECHANICAL - PART D

M2.02D  
sheet of 000

FOLEY EVENT CENTER  
 Foley, Alabama  
 AMGM150099

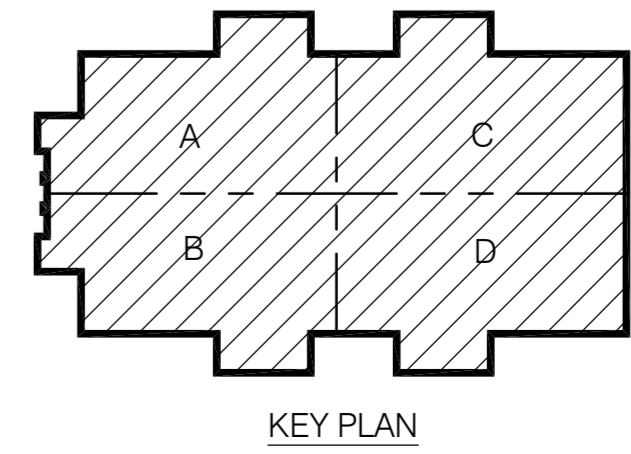
ISSUE	DATE	BY	CHECKED
50% CONSTR SET	05-27-2016		
95% CONSTR SET	06-27-2016		
		drawn by:	
		checked by:	

NOT FOR CONSTRUCTION  
**GOODWYN MILLS CAWOOD**  
 2660 EastChase Lane, Suite 200 | Montgomery, AL 36117  
 Tel 334.271.3200 | GMCNETWORK.COM





**ROOF PLAN - MECHANICAL**  
 SCALE: 1/8" = 1'



**CONWAY & OWEN**  
 Mechanical • Electrical • Plumbing  
 1455 Bluegrass Lakes Pkwy.  
 Alpharetta, Ga 30004  
 P: (678)350-9000 F: (678)350-9010  
 www.Conway & Owen.com

NOT FOR CONSTRUCTION

ROOF PLAN - MECHANICAL

M2.03

sheet of 000

FOLEY EVENT CENTER  
 Foley, Alabama

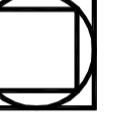
AMGM150099

ISSUE DATE  
 50% CONSTR SET 05-27-2016

drawn by

checked by

NOT FOR CONSTRUCTION


**GOODWYN MILLS | CAWOOD**

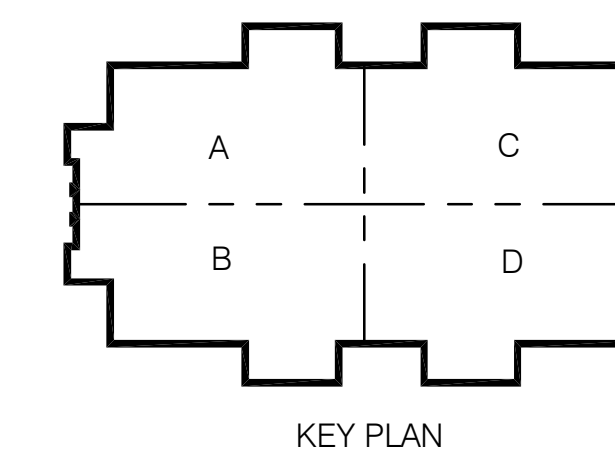
2660 EastChase Lane, Suite 200 | Montgomery, AL  
 Tel 334.271.3200 | 36117 | GMGNETWORK.COM

1ST FLOOR MECHANICAL EQUIPMENT ELECTRICAL CONNECTION SCHEDULE							
TAG	LOAD	VOLT / PHASE	CIRCUIT NUMBER	BREAKER	BRANCH CIRCUIT	DISCONNECT	NOTES
ERU-1	5KW	480/3	HEM-4	60A/3	3Ø, MDG. - 1'C.		
CU-1	24A	208/3	LEM-135	35A/3P	3Ø, MDG. 1'C.	60A/3P/3R	
CU-2	24A	208/3	LEM-246	35A/3P	3Ø, MDG. 1'C.	60A/3P/3R	
VAV-2	3KW	277/1	HUMB-13	-	4Ø, MDG. ¾'C.		BY DIV. B
VAV-3	3KW	277/1	HUMB-5	-	4Ø, MDG. ¾'C.		BY DIV. B
EF-1	1/2HP	120/1	LEM-31	-	2Ø, MDG. ¾'C.		MOTOR RATED SWITCH
EF-2	1/2HP	120/1	LEM-33	-	2Ø, MDG. ¾'C.		MOTOR RATED SWITCH
FCU-1	125A	208/1	LEM-19	2Ø/2	3Ø, MDG. - 3/4'C.		
FCU-2	156A	208/1	LEM-113	2Ø/2	3Ø, MDG. - 3/4'C.		
FCU-3	Ø25A	208/1	LEM-19,71	2Ø/2	3Ø, MDG. - 3/4'C.		
FCU-8	156A	208/1	LEM-19,21	2Ø/2	3Ø, MDG. - 3/4'C.		
FCU-9	156A	208/1	LEM-23,25	2Ø/2	3Ø, MDG. - 3/4'C.		
FCU-13	121A	208/1	LEM-21,29	2Ø/2	3Ø, MDG. - 3/4'C.		
FIU-1	5KW	480/3	HUMA-135	2Ø/3	4Ø, MDG. ¾'C.		BY DIV. B
FIU-4	3KW	480/3	HUMA-19,31	2Ø/3	4Ø, MDG. ¾'C.		BY DIV. B
FIU-5	3KW	480/3	HUMA-19,31,71	2Ø/3	4Ø, MDG. ¾'C.		BY DIV. B
FIU-6	5KW	480/3	HUMA-19,21,23	2Ø/3	4Ø, MDG. ¾'C.		BY DIV. B
FIU-7	6KW	480/3	HUMA-29,21,29	2Ø/3	4Ø, MDG. ¾'C.		BY DIV. B
FIU-18	4KW	480/3	HUMA-31,33,35	2Ø/3	4Ø, MDG. ¾'C.		BY DIV. B
FIU-19	3KW	480/3	HUMA-31,39,41	2Ø/3	4Ø, MDG. ¾'C.		BY DIV. B
FIU-20	3KW	480/3	HUMB-135	2Ø/3	4Ø, MDG. ¾'C.		BY DIV. B
RP-A	Ø9KW	120/1	LEM-41	2Ø/1	2Ø, MDG. ¾'C.		MOTOR RATED SWITCH -
D66-1A/PU-1	18A	208/1	LEM-37,39	3Ø/1	2Ø, MDG. ¾'C.		MOTOR RATED SWITCH -
WH-1	-	120/1	LUM-1	LUM-1	2Ø, MDG. ¾'C.		MOTOR RATED SWITCH -
WH-2	-	120/1	LEM-12	LEM-39	2Ø, MDG. ¾'C.		MOTOR RATED SWITCH -
WH-3	-	120/1	LUM-3	LUM-3	2Ø, MDG. ¾'C.		MOTOR RATED SWITCH -
SP-1	-	120/1	LUM-5	LUM-5	2Ø, MDG. ¾'C.		MOTOR RATED SWITCH -
NOTES 1							

2ND FLOOR MECHANICAL EQUIPMENT ELECTRICAL CONNECTION SCHEDULE							
TAG	LOAD	VOLT / PHASE	CIRCUIT NUMBER	BREAKER	BRANCH CIRCUIT	DISCONNECT	NOTES
RTU-1	233A	480/3	M8B-1	250A/3P	3Ø5ØKCHIL, 1ØG, 3'C.		BY DIV. B
RTU-2	233A	480/3	M8B-2	250A/3P	3Ø5ØKCHIL, 1ØG, 3'C.		BY DIV. B
RTU-3	233A	480/3	H8M-1	250A/3P	3Ø5ØKCHIL, 1ØG, 3'C.		BY DIV. B
RTU-4	233A	480/3	H8M-2	250A/3P	3Ø5ØKCHIL, 1ØG, 3'C.		BY DIV. B
RTU-5	224A	480/3	HUMA-19,31	3ØA/3P	3Ø, MDG. ¾'C.		BY DIV. B
RTU-6	224A	480/3	HUMA-2Ø,22,24	3ØA/3P	3Ø, MDG. ¾'C.		BY DIV. B
FCU-4	25A	208/1	LEM-8,1Ø	2Ø/2	3Ø, MDG. - 3/4'C.		
FCU-5	145A	208/1	LEM-12,14	2Ø/2	3Ø, MDG. - 3/4'C.		
FCU-6	145A	208/1	LEM-16,18	2Ø/2	3Ø, MDG. - 3/4'C.		
FCU-7	156A	208/1	LEM-2Ø,22	2Ø/2	3Ø, MDG. - 3/4'C.		
FCU-1Ø	145A	208/1	LEM-24,26	2Ø/2	3Ø, MDG. - 3/4'C.		
FCU-11	145A	208/1	LEM-28,3Ø	2Ø/2	3Ø, MDG. - 3/4'C.		
FCU-12	125A	208/1	LEM-32,34	2Ø/2	3Ø, MDG. - 3/4'C.		
FIU-8	5KW	480/3	HUMA-24,6	2Ø/3	4Ø, MDG. ¾'C.		BY DIV. B
FIU-9	3KW	480/3	HUMA-8,1Ø,12	2Ø/3	4Ø, MDG. ¾'C.		BY DIV. B
FIU-1Ø	4KW	480/3	HUMA-14,16,18	2Ø/3	4Ø, MDG. ¾'C.		BY DIV. B
FIU-11	4KW	480/3	HUMA-2Ø,22,24	2Ø/3	4Ø, MDG. ¾'C.		BY DIV. B
FIU-12	1KW	480/3	HUMA-26,28,3Ø	2Ø/3	4Ø, MDG. ¾'C.		BY DIV. B
FIU-13	6KW	480/3	HUMA-32,34,36	2Ø/3	4Ø, MDG. ¾'C.		BY DIV. B
FIU-14	4KW	480/3	HUMA-38,4Ø,42	2Ø/3	4Ø, MDG. ¾'C.		BY DIV. B
FIU-15	4KW	480/3	HUMA-24,6	2Ø/3	4Ø, MDG. ¾'C.		BY DIV. B
FIU-16	1KW	480/3	HUMA-8,1Ø,12	2Ø/3	4Ø, MDG. ¾'C.		BY DIV. B
FIU-17	4KW	480/3	HUMA-14,16,18	2Ø/3	4Ø, MDG. ¾'C.		BY DIV. B
NOTES 1							

LIGHTING FIXTURE SCHEDULE							
FIXTURE TYPE	SYMBOL	DESCRIPTION	INPUT WATTS	LAMPS	BALLAST	MANUFACTURER	NOTES
A		2 X 4 LAY IN LED TROFFER 4000 LUMENS 3000K	44	4000 LUMEN LED	Ø-1ØV DIMMING LED DRIVER	METALUX 24CZ-LED4-4Ø-RPD-L83Ø-CDI OR EQUAL BY LITHONIA, COLUMBIA, CREE	
A/EM		2 X 4 LAY IN LED TROFFER 4000 LUMENS 3000K WITH 14ØØ LUMEN EMERGENCY BATTERY PACK	44	4000 LUMEN LED	Ø-1ØV DIMMING LED DRIVER	METALUX 24CZ-LED4-4Ø-RPD-EL14Ø-L83Ø-CDI OR EQUAL BY LITHONIA, COLUMBIA, CREE	
B		2 X 2 LAY IN LED TROFFER 32ØØ LUMENS 3ØØØK	35	32ØØ LUMEN LED	Ø-1ØV DIMMING LED DRIVER	METALUX 22CZ-LED4-34-RPD-L83Ø-CDI OR EQUAL BY LITHONIA, COLUMBIA, CREE	
B/EM		2 X 2 LAY IN LED TROFFER 32ØØ LUMENS 3ØØØK WITH 14ØØ LUMEN EMERGENCY BATTERY PACK	35	32ØØ LUMEN LED	Ø-1ØV DIMMING LED DRIVER	METALUX 22CZ-LED4-34-RPD-EL14Ø-L83Ø-CDI OR EQUAL BY LITHONIA, COLUMBIA, CREE	
C		4 FOOT LED STRIP FIXTURE				CREE L84 4Ø	
C/EM							
D		2 X 4 LAY IN LED TROFFER A 19 LENØ 3ØØØ LUMENS 3ØØØK	44	3ØØØ LUMEN LED	LED DRIVER	METALUX 24GR-LD4-3Ø-FI-UNV-L83Ø-CDI-U, OR EQUAL BY COLUMBIA, LITHONIA	
D/EM		2 X 4 LAY IN LED TROFFER A 19 LENØ 3ØØØ LUMENS 3ØØØK	44	3ØØØ LUMEN LED	LED DRIVER	METALUX 24GR-LD4-3Ø-FI-UNV-EL14Ø-L83Ø-CDI-U, OR EQUAL BY COLUMBIA, LITHONIA	
F		2ØØØ LUMEN, 6" DIAMETER, RECESSED LED DOWNLIGHT, WIDE BEAM CLEAR DIFFUSE REFLECTOR WHITE FLANGE 3ØØØK	31	2ØØØ LUMEN LED	ELECTRONIC LED DRIVER	COOPER PORTFOLIO LD6A-2Ø-DØØTE-ER1Ø6A-2Ø-Ø3Ø-6LUØ-4-U F OR EQUAL BY HUBBELL, CREE, LITHONIA	
F/EM		2ØØØ LUMEN, 6" DIAMETER, RECESSED LED DOWNLIGHT, WIDE BEAM CLEAR DIFFUSE REFLECTOR WHITE FLANGE 3ØØØK EMERGENCY BATTERY PACK	31	2ØØØ LUMEN LED	ELECTRONIC LED DRIVER	COOPER PORTFOLIO LD6A-2Ø-DØØTE-ER1Ø6A-2Ø-Ø3Ø-6LUØ-4-U F OR EQUAL BY HUBBELL, CREE, LITHONIA	
G		36ØØØ LUMEN LED HIGH BAY, ACRYLIC REFRACTOR 4ØØØK	35Ø			DECO LIGHTING D3ØØ-35Ø-4Ø-UNV-1ØØ ACRYLIC-CS	
H		15ØØØ LUMEN LED HIGH BAY, ACRYLIC REFRACTOR 4ØØØK	15Ø			DECO LIGHTING D3ØØ-15Ø-4Ø-UNV-1ØØ ACRYLIC-CS	
X		LED POLYCARBONATE UNIVERSAL EXIT SIGN RED LETTERS WHITE HOUSING, 1 OR 2 SIDE, EMERGENCY BATTERY PACK, UNIVERSAL MOUNT, CHEVRONS TO MATCH LOCATION			ELECTRONIC	EMERGLITE PREMIER SERIES OR EQUAL BY DUAL LITE, SURE LITE, BEGHELLI, COOPER	

NOT FOR CONSTRUCTION



**CONWAY & OWEN**  
 Mechanical • Electrical • Plumbing  
 1455 Bluegrass Lakes Pkwy.  
 Alpharetta, Ga 30004  
 P: (770)350-9000 F: (770)350-9010  
 www.Conway & Owen.com

**NOT FOR CONSTRUCTION**

**GOODYWN MILLS CAWOOD**

2660 EastChase Lane, Suite 200 | Montgomery, AL 36117  
 Tel 334.271.3200 | GMCNETWORK.COM

---

**ISSUE DATE**

50% CONSTR. SET	05.27.2016		
95% CONSTR. SET	06.27.2016		

**drawn by:** \_\_\_\_\_  
**checked by:** \_\_\_\_\_

---

**FOLEY EVENT CENTER**  
 Foley, Alabama

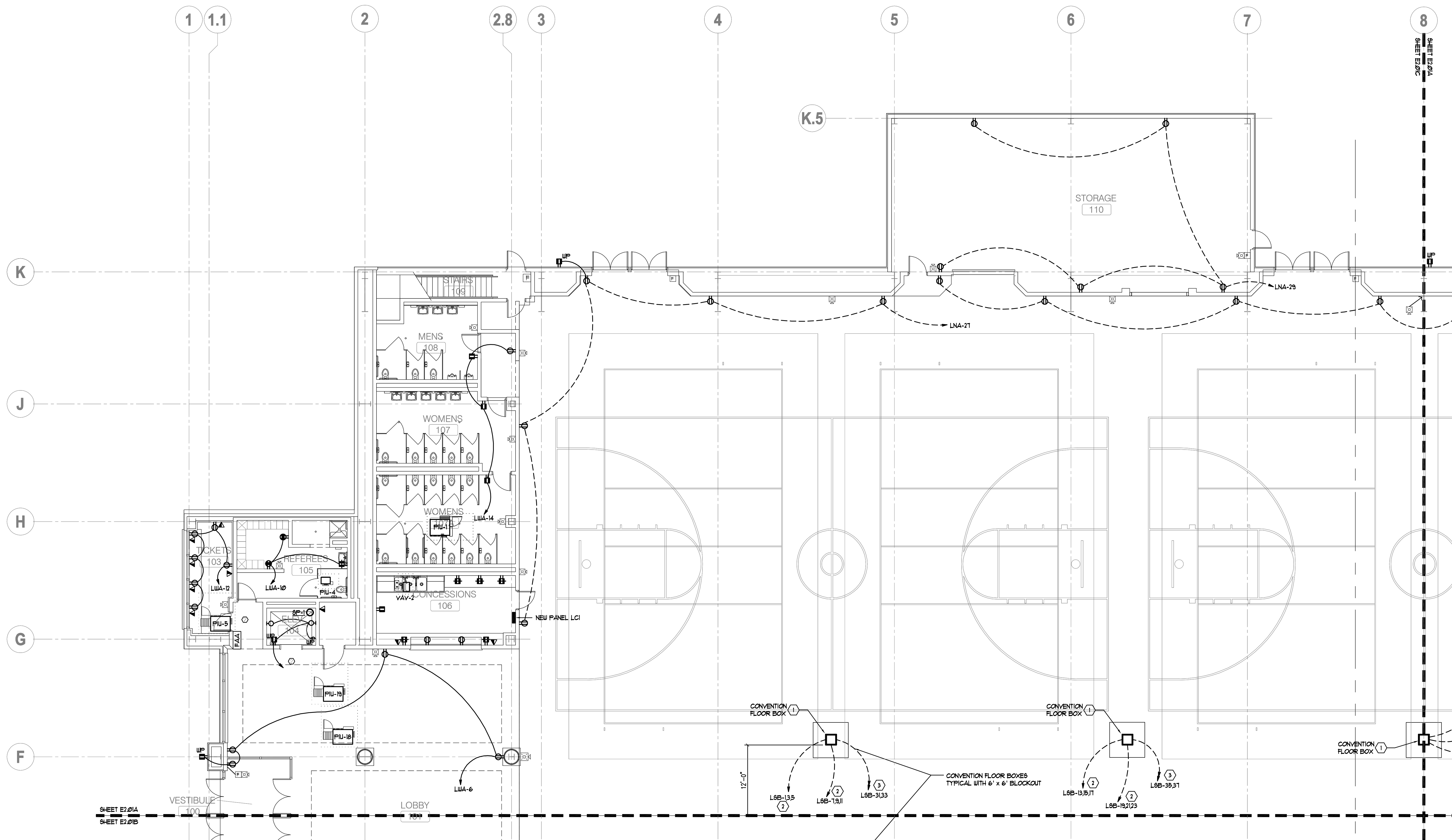
AMGM150099

---

**SYMBOLS, NOTES AND DETAILS**

**E0.01**

sheet of 000

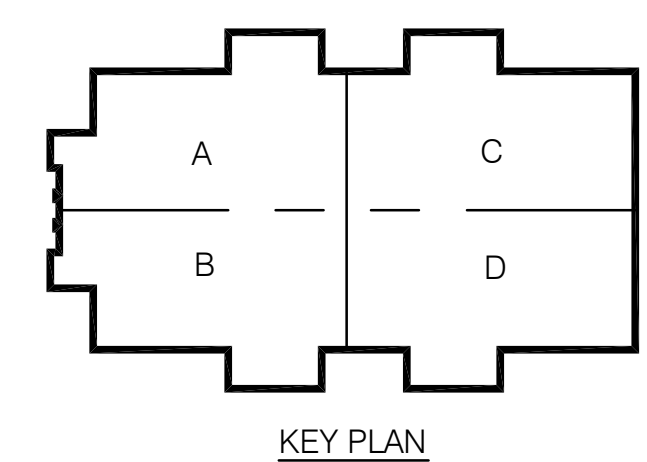


SHEET E2.01A  
SHEET E2.01B

**FLOOR PLAN - ELECTRICAL - PART A**  
SCALE: 1/8" = 1'  
NORTH

ALL RECEPTACLES AND LIGHTING CONTROL SWITCH INSTALLED IN ELEVATOR PIT SHALL BE INSTALLED IN WEATHER PROOF ENCLOSURES. COORDINATE EXACT LOCATION OF LIGHTS, CONTROL SWITCHES AND RECEPTACLE WITH ELEVATOR EQUIPMENT AND ELEVATOR EQUIPMENT INSTALLER.

NOT FOR CONSTRUCTION



**CONWAY & OWEN**  
Mechanical • Electrical • Plumbing  
1455 Bluegrass Lakes Pkwy.  
Alpharetta, Ga 30004  
P: (678)350-9000 F: (678)350-9010  
www.Conway & Owen.com

FIRST FLOOR PLAN - ELECTRICAL - PART A

**E2.01A**  
sheet of 000.

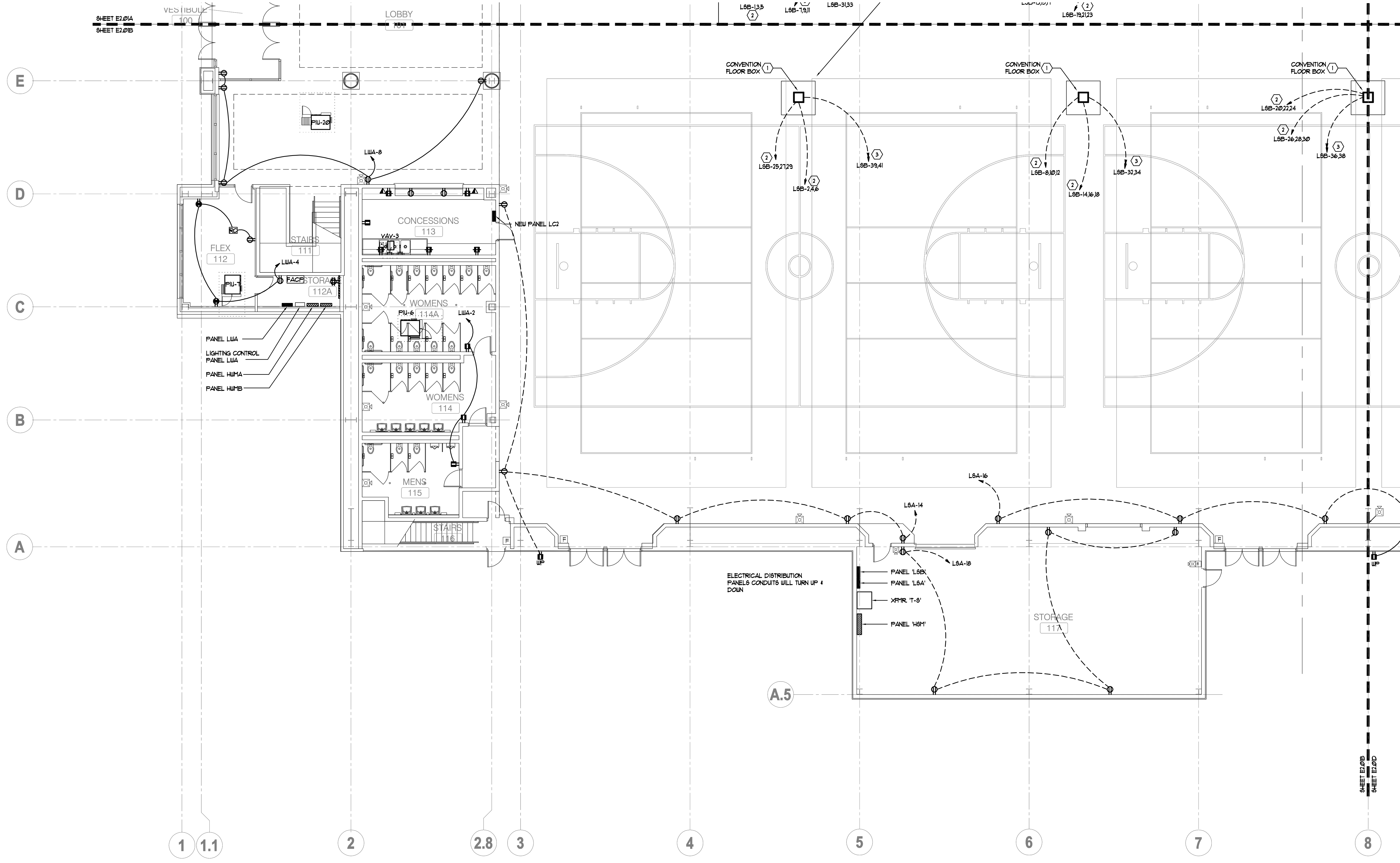
FOLEY EVENT CENTER  
Foley, Alabama

AMGM150099


ISSUE DATE	DESCRIPTION
50% CONSTR SET 05.27.2016	
95% CONSTR SET 06.27.2016	
drawn by:	
checked by:	

NOT FOR CONSTRUCTION

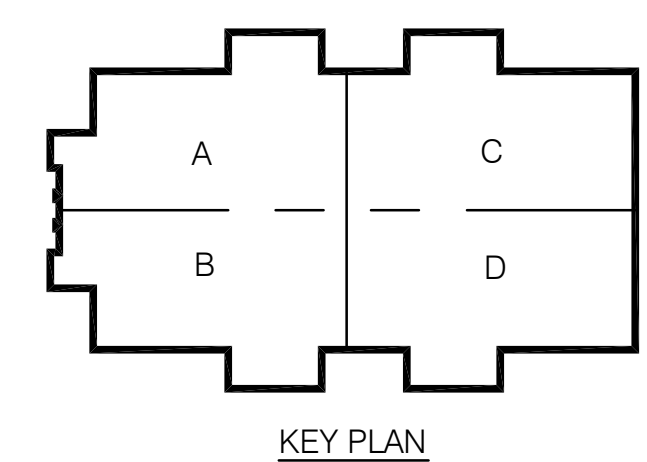
**GOODWYN MILLS CAWOOD**  
2660 EastChase Lane, Suite 200 | Montgomery, AL 36117  
Tel 334.271.3200 | GMCNETWORK.COM



ELECTRICAL DISTRIBUTION  
PANELS CONDUITS WILL TURN UP 4  
DOWN



1 FLOOR PLAN - ELECTRICAL - PART B  
SCALE: 1/8" = 1'

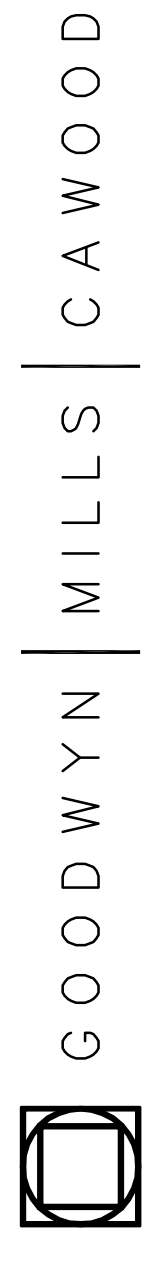


KEY PLAN

NOT FOR CONSTRUCTION

**CONWAY & OWEN**  
 Mechanical • Electrical • Plumbing  
 1455 Bluegrass Lakes Pkwy.  
 Alpharetta, Ga 30004  
 P: (678) 350-9000 F: (678) 350-9010  
 www.Conway & Owen.com

NOT FOR CONSTRUCTION



GOODWYN MILLS CAWOOD  
 2660 EastChase Lane, Suite 200 | Montgomery, AL 36117  
 Tel 334.271.3200 | GMCNETWORK.COM

FOLEY EVENT CENTER  
 Foley, Alabama

AMGM150099

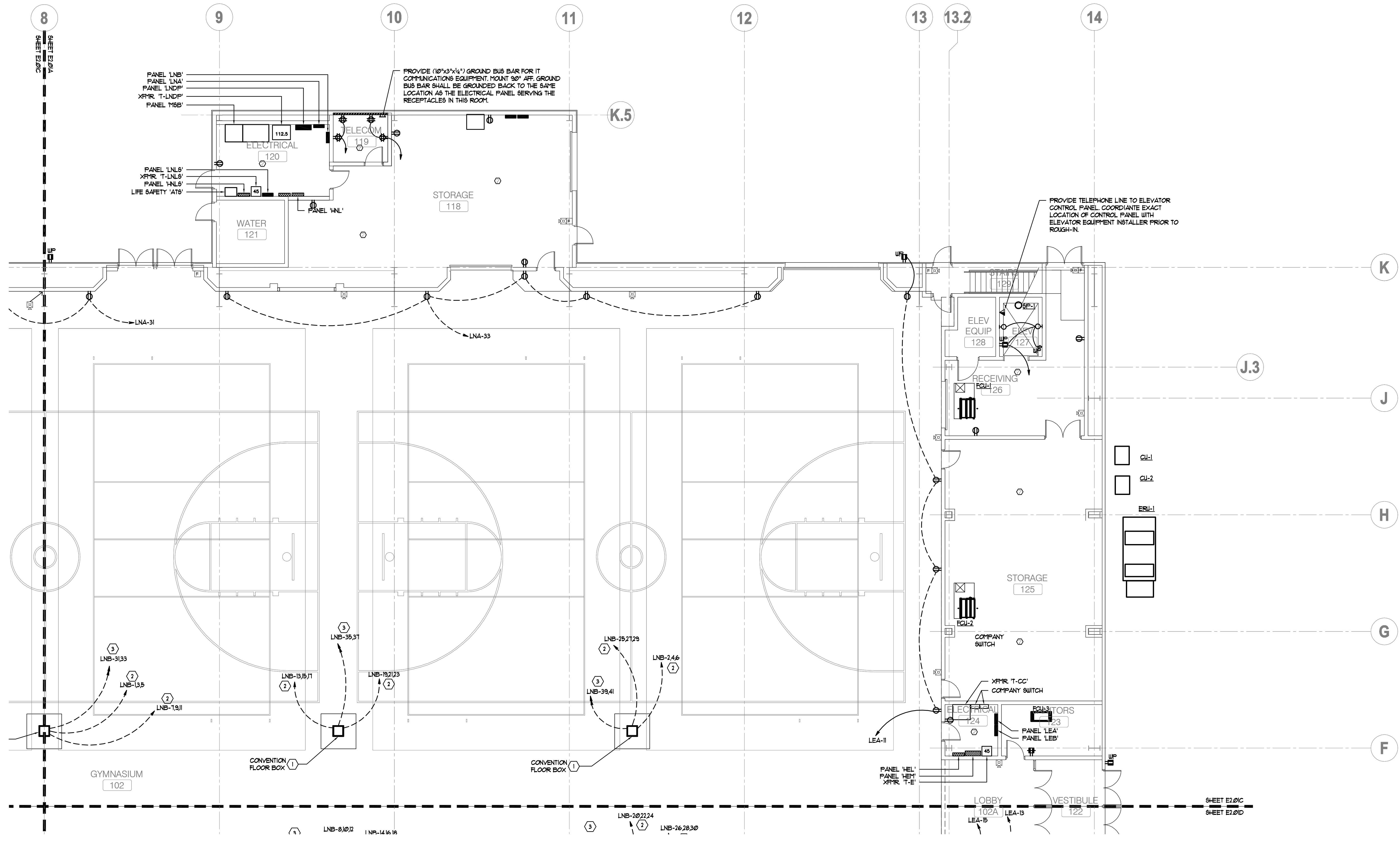
ISSUE DATE
50% CONSTR SET 05.27.2016
95% CONSTR SET 06.27.2016

drawn by:  
checked by:

FIRST FLOOR PLAN -  
ELECTRICAL - PART B

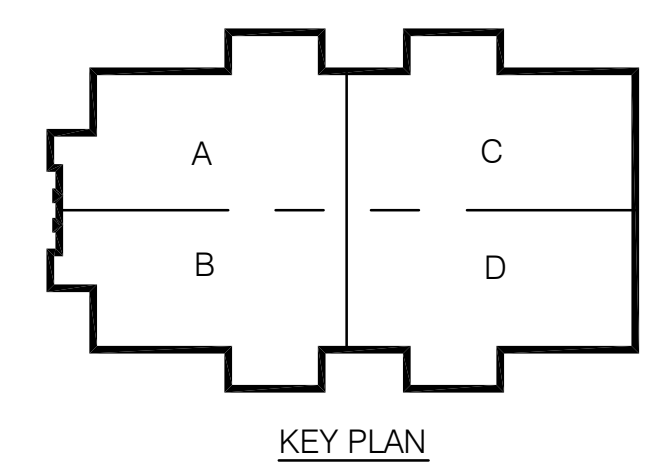
E2.01B

sheet \_\_\_\_\_ of 000.



**FLOOR PLAN - ELECTRICAL - PART C**  
 SCALE: 1/8" = 1'  
 NORTH

NOT FOR CONSTRUCTION



**CONWAY & OWEN**  
 Mechanical • Electrical • Plumbing  
 1455 Bluegrass Lakes Pkwy.  
 Alpharetta, Ga 30004  
 P: (678)350-9000 F: (678)350-9010  
 www.Conway & Owen.com

NOT FOR CONSTRUCTION

**GOODWYN MILLS CAWOOD**  
 2660 EastChase Lane, Suite 200 | Montgomery, AL 36117  
 Tel 334.271.3200 | GMCNETWORK.COM

ISSUE	DATE
50% CONSTR SET	05.27.2016
95% CONSTR SET	06.27.2016

FOLEY EVENT CENTER  
 Foley, Alabama

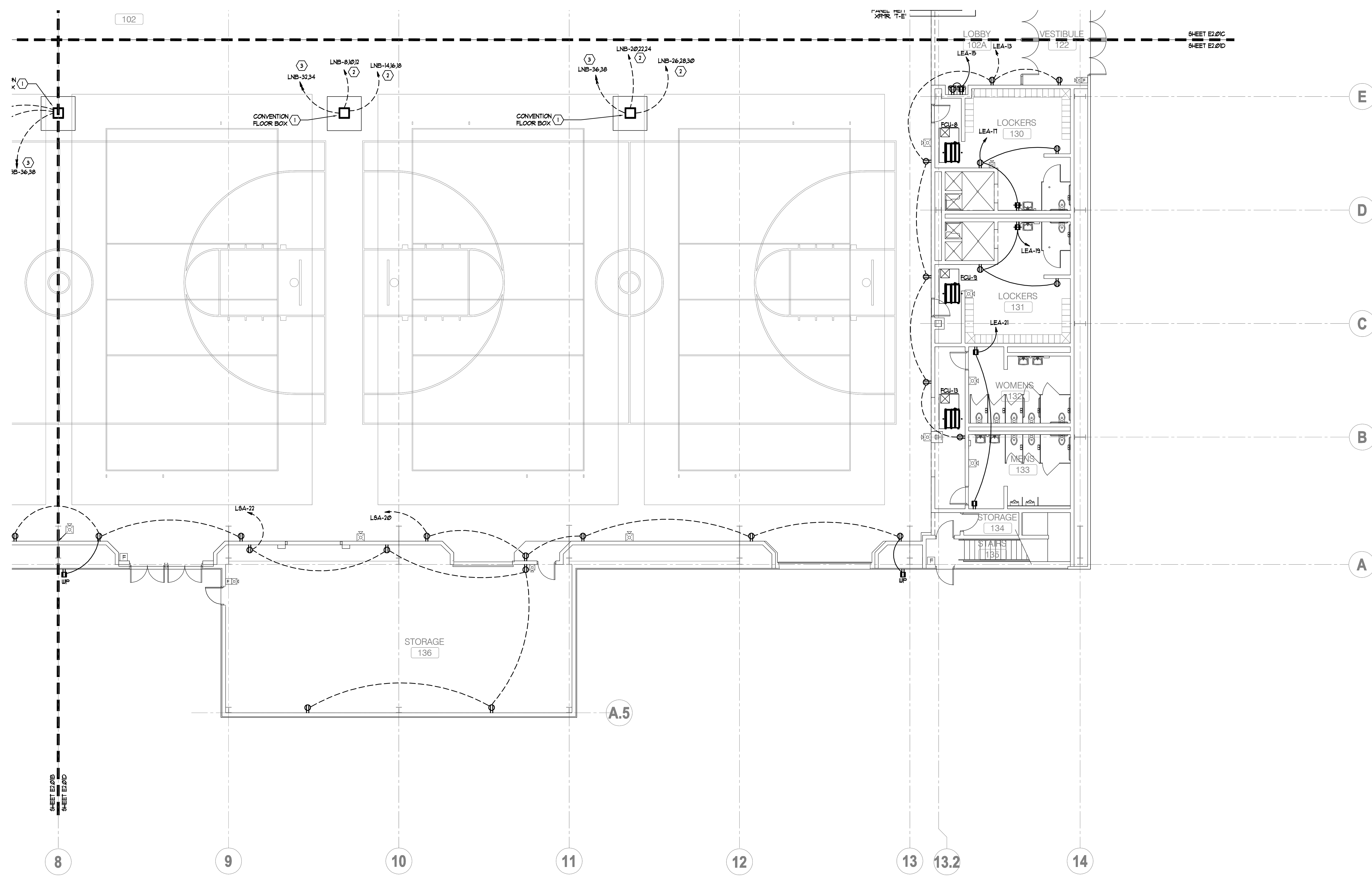
AMGM150099

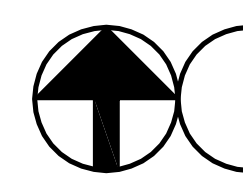
FIRST FLOOR PLAN - ELECTRICAL - PART C

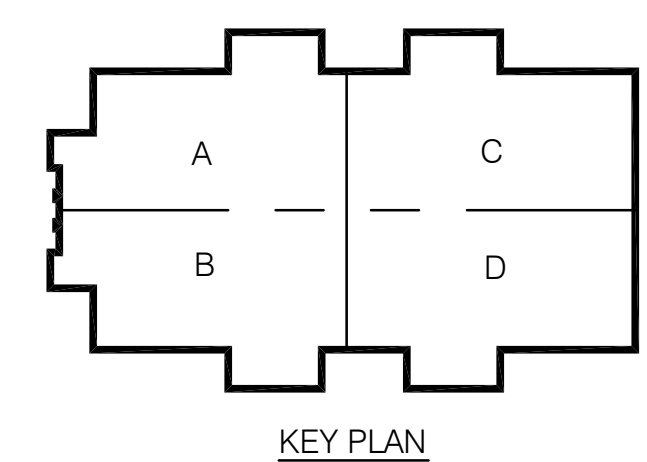
**E2.01C**  
 sheet of 000

drawn by:  
checked by:






**FLOOR PLAN - ELECTRICAL - PART D**  
 SCALE: 1/8" = 1'  
 NORTH



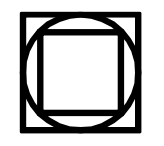
**CONWAY & OWEN**  
 Mechanical • Electrical • Plumbing  
 1455 Bluegrass Lakes Pkwy.  
 Alpharetta, Ga 30004  
 P: (678)350-9000 F: (678)350-9010  
 www.Conway & Owen.com

FIRST FLOOR PLAN -  
 ELECTRICAL - PART D

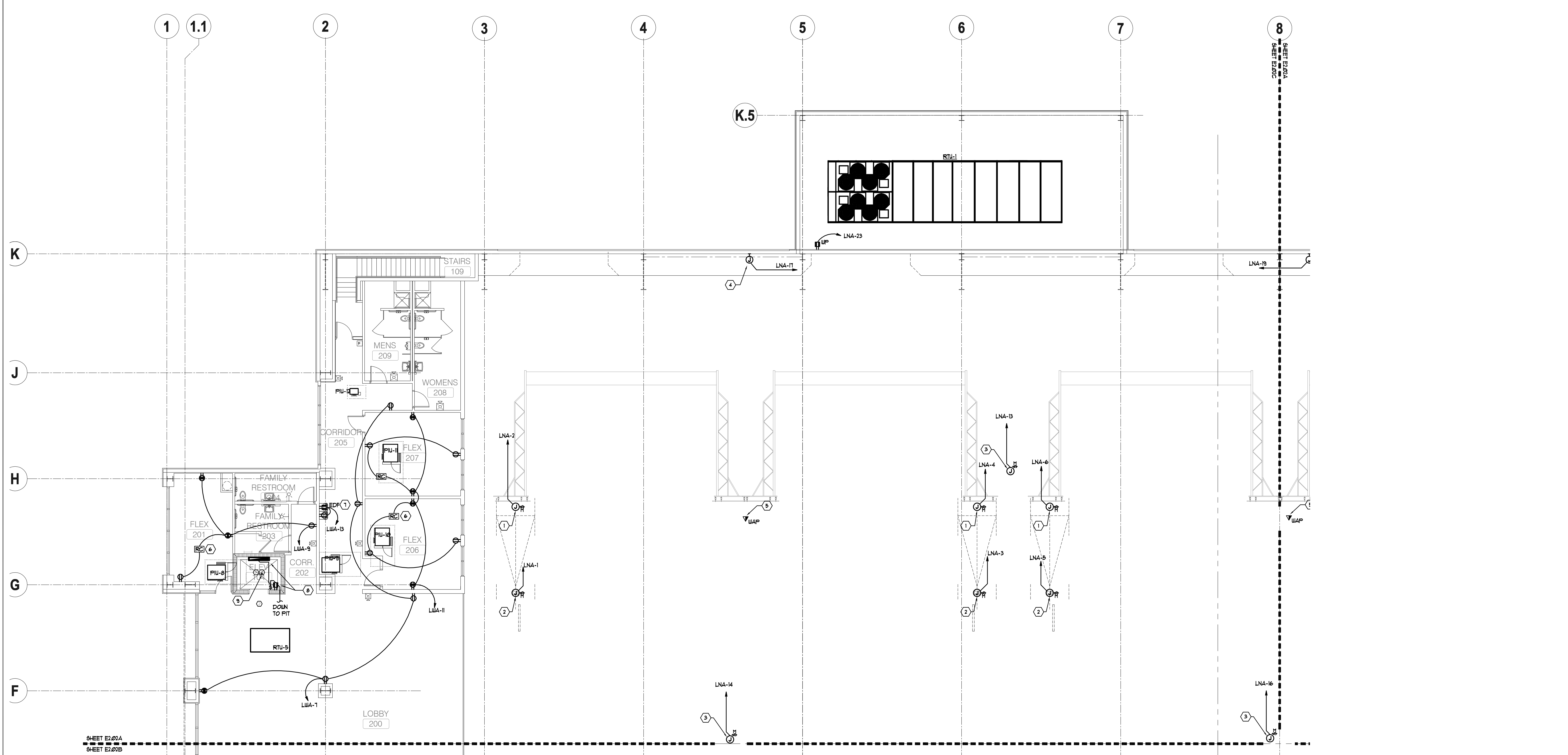
**E2.01D**  
 sheet \_\_\_\_\_ of 000

FOLEY EVENT CENTER  
 Foley, Alabama  
 AMGMT150099

ISSUE	DATE	BY	CHECKED BY
50% CONSTR SET	05.27.2016		
95% CONSTR SET	06.27.2016		
		drawn by:	
		checked by:	

NOT FOR CONSTRUCTION  

**GOODWYN MILLS CAWOOD**  
 2660 EastChase Lane, Suite 200 | Montgomery, AL 36117  
 Tel 334.271.3200 | GMCNETWORK.COM

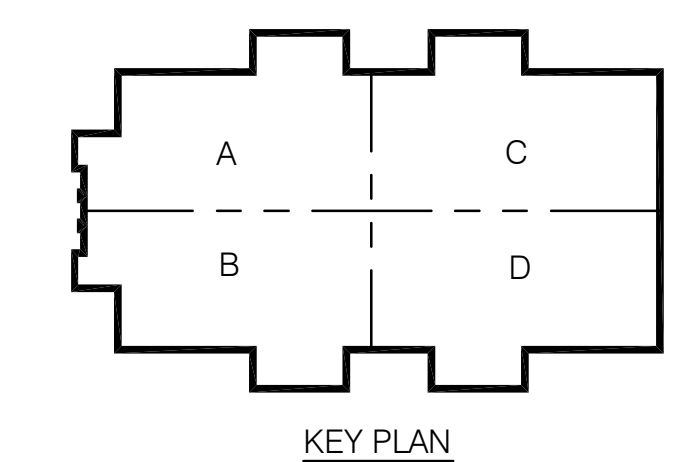
NOT FOR CONSTRUCTION




**MEZZANINE LEVEL PLAN - ELECTRICAL - PART A**  
 SCALE: 1/8" = 1'  
 NORTH

**KEY NOTES (APPLY TO ELECTRICAL PLAN ONLY): ALL KEY NOTES MAY NOT APPLY TO THIS PLAN:**

- 1) PROVIDE 120 VOLT POWER FOR MOTORIZED VOLLEY BALL NET. CONTRACTOR SHALL PROVIDE 1/2" WITH FULL STRING FROM VOLLEYBALL NET MOTOR TO WALL MOUNTED UP/DOWN CONTROL DEVICE.
- 2) PROVIDE 120 VOLT POWER FOR MOTORIZED BASKETBALL GOAL. CONTRACTOR SHALL PROVIDE 1/2" WITH FULL STRING FROM BASKETBALL GOAL MOTOR TO WALL MOUNTED UP/DOWN CONTROL DEVICE.
- 3) PROVIDE 120 VOLT POWER FOR MOTORIZED SCREEN. CONTRACTOR SHALL PROVIDE 1/2" WITH FULL STRING FROM SCREEN MOTOR TO WALL MOUNTED UP/DOWN CONTROL DEVICE.



**CONWAY & OWEN**  
 Mechanical • Electrical • Plumbing  
 1455 Bluegrass Lakes Pkwy.  
 Alpharetta, Ga 30004  
 P: (678) 350-9000 F: (678) 350-9010  
 www.Conway & Owen.com

NOT FOR CONSTRUCTION

**MEZZANINE LEVEL PLAN - ELECTRICAL - PART A**

**E2.02A**  
sheet \_\_\_\_\_ of 000.

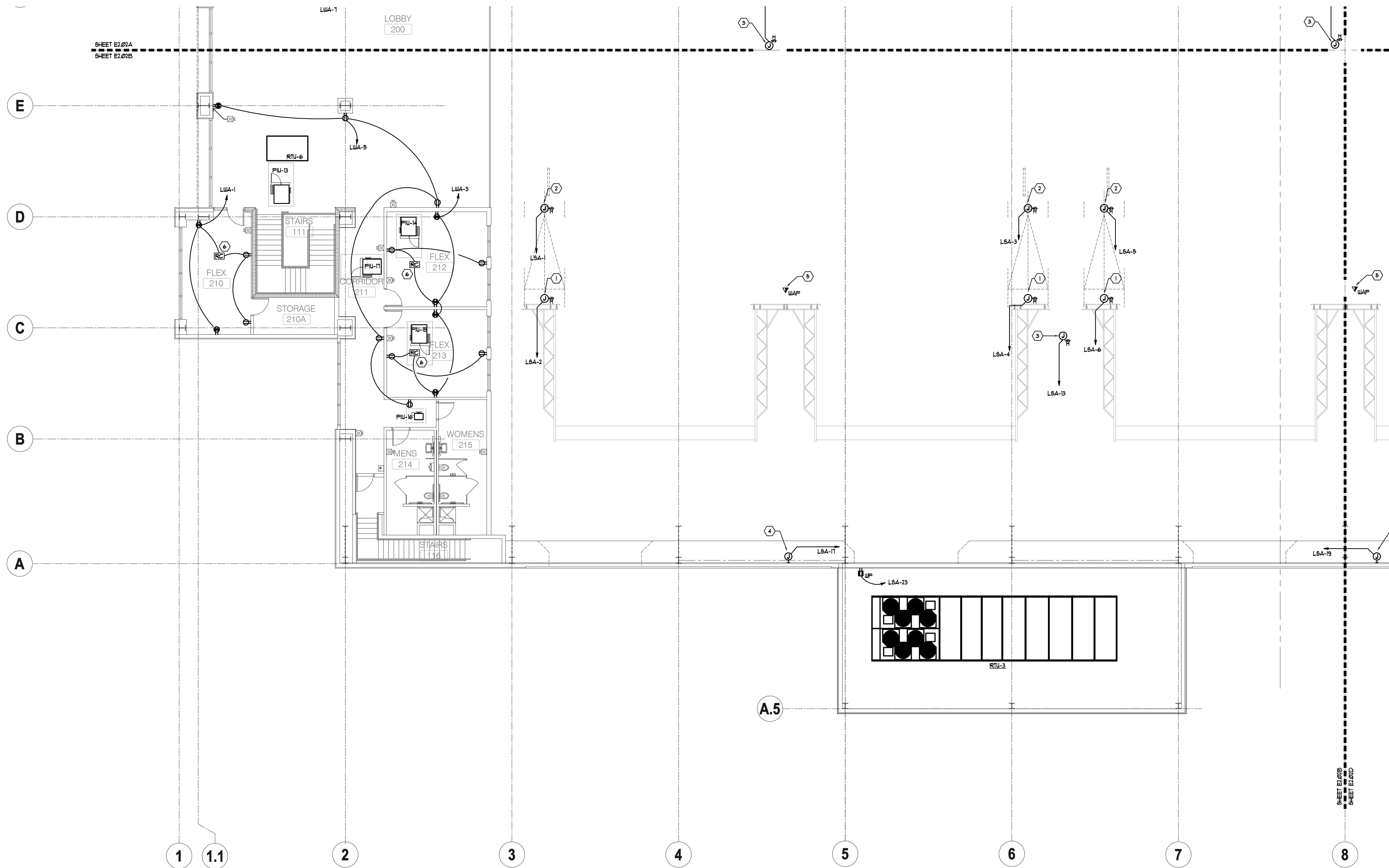
FOLEY EVENT CENTER  
Foley, Alabama  
AMGM150099

NOT FOR CONSTRUCTION

**GOODWYN MILLS CAWOOD**  
2660 EastChase Lane, Suite 200 | Montgomery, AL 36117  
Tel 334.271.3200 | GMCNETWORK.COM


ISSUE DATE	DESCRIPTION
05.27.2016	50% CONSTR SET
06.27.2016	95% CONSTR SET

drawn by: \_\_\_\_\_  
 checked by: \_\_\_\_\_



KEY NOTES (APPLY TO ELECTRICAL PLAN ONLY): ALL KEY NOTES MAY NOT APPLY TO THIS PLAN:

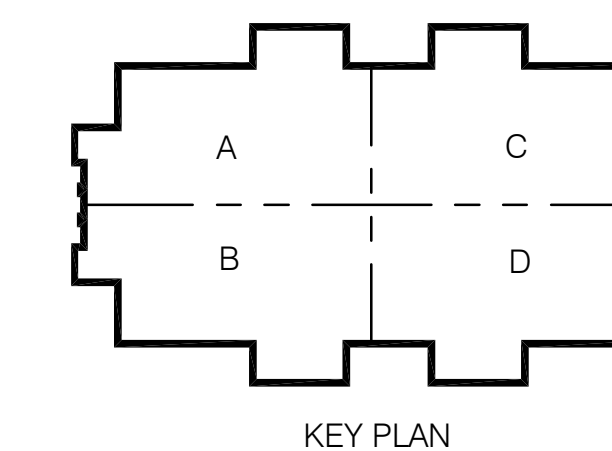
- 1 PROVIDE 120 VOLT POWER FOR MOTORIZED VOLLEY BALL NET. CONTRACTOR SHALL PROVIDE 1/2" WITH FULL STRING FROM VOLLEYBALL NET MOTOR TO WALL MOUNTED UP/DOWN CONTROL DEVICE.
- 2 PROVIDE 120 VOLT POWER FOR MOTORIZED BASKETBALL GOAL. CONTRACTOR SHALL PROVIDE 1/2" WITH FULL STRING FROM BASKETBALL GOAL MOTOR TO WALL MOUNTED UP/DOWN CONTROL DEVICE.
- 3 PROVIDE 120 VOLT POWER FOR MOTORIZED SCREEN. CONTRACTOR SHALL PROVIDE 1/2" WITH FULL STRING FROM SCREEN MOTOR TO WALL MOUNTED UP/DOWN CONTROL DEVICE.



MEZZANINE LEVEL PLAN - ELECTRICAL - PART B

SCALE: 1/8" = 1'

NOT FOR CONSTRUCTION



KEY PLAN

**CONWAY & OWEN**  
 Mechanical • Electrical • Plumbing  
 1455 Bluegrass Lakes Pkwy.  
 Alpharetta, Ga 30004  
 P: (678) 350-9000 F: (678) 350-9010  
 www.Conway & Owen.com

FOLEY EVENT CENTER  
 Foley, Alabama

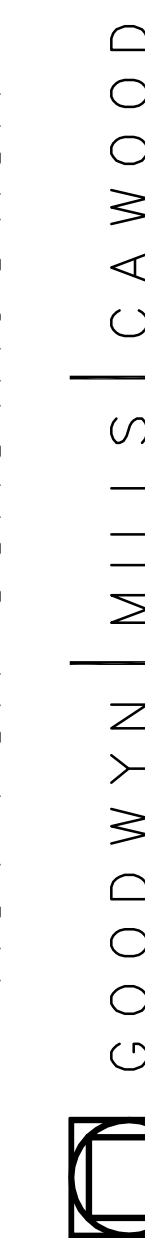
AMGM150099

ISSUE DATE

50% CONSTR SET 05.27.2016  
 95% CONSTR SET 06.27.2016

drawn by:  
 checked by:

NOT FOR CONSTRUCTION

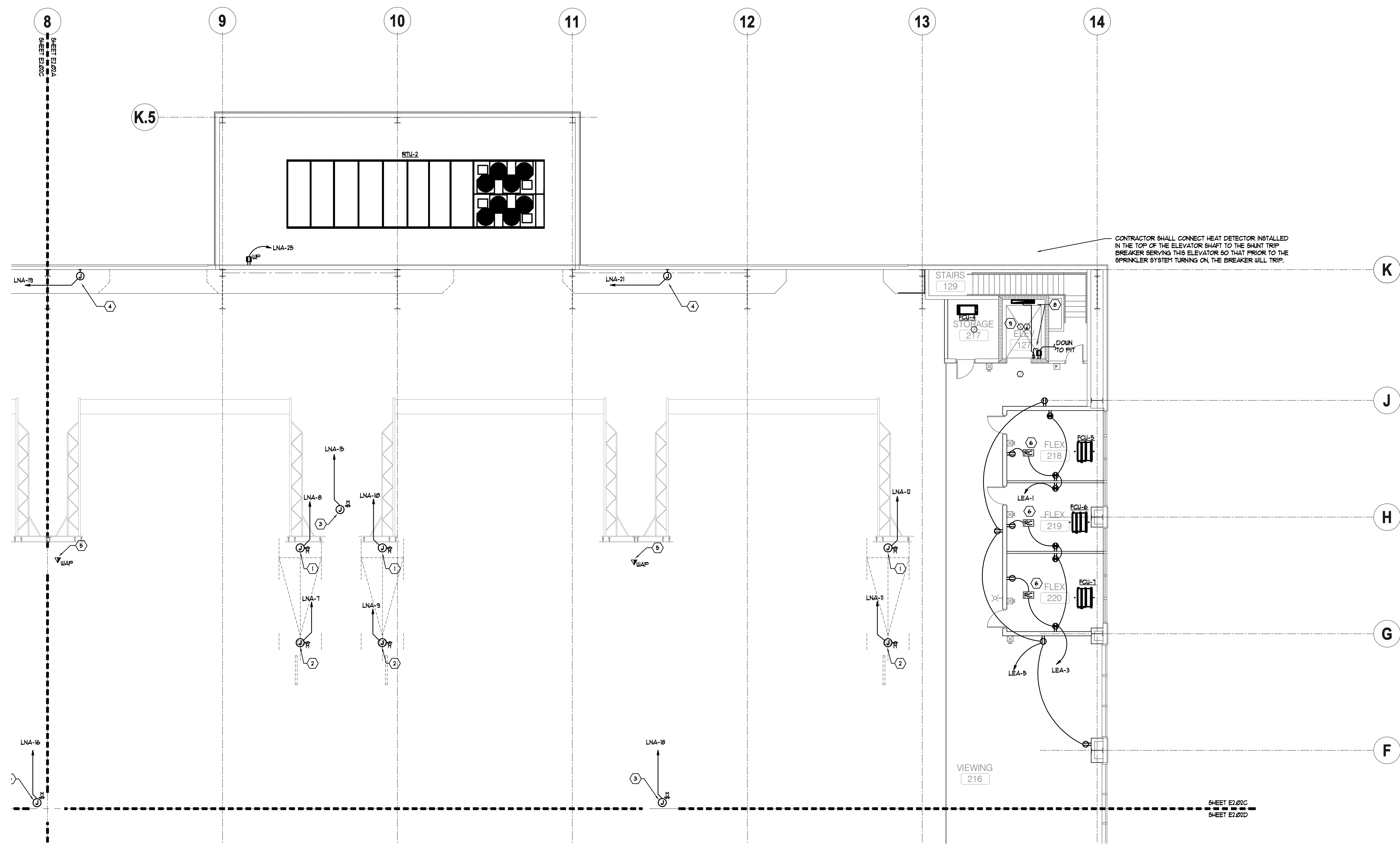


2660 EastChase Lane, Suite 200 | Montgomery, AL 36117  
 Tel 334.271.3200 | GMCNETWORK.COM

MEZZANINE LEVEL PLAN  
 - ELECTRICAL - PART B

E2.02B

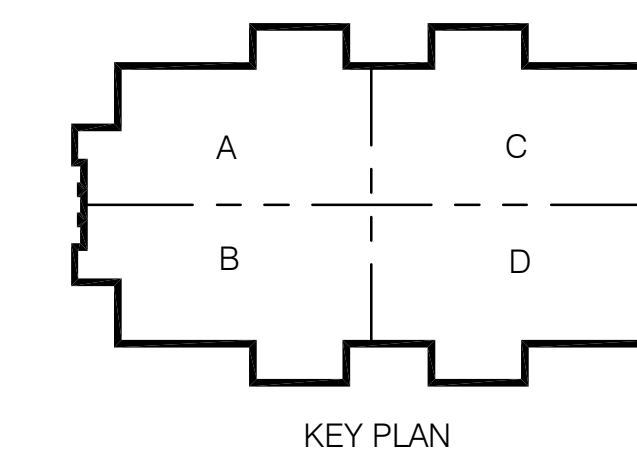
sheet \_\_\_ of 000



**MEZZANINE LEVEL PLAN - ELECTRICAL - PART C**  
 SCALE: 1/8" = 1'  
 NORTH

KEY NOTES (APPLY TO ELECTRICAL PLAN ONLY): \*ALL KEY NOTES MAY NOT APPLY TO THIS PLAN\*

- 1) PROVIDE 120 VOLT POWER FOR MOTORIZED VOLLEY BALL NET. CONTRACTOR SHALL PROVIDE 1/2" WITH FULL STRING FROM VOLLEYBALL NET MOTOR TO WALL MOUNTED UP/DOWN CONTROL DEVICE.
- 2) PROVIDE 120 VOLT POWER FOR MOTORIZED BASKETBALL GOAL. CONTRACTOR SHALL PROVIDE 1/2" WITH FULL STRING FROM BASKETBALL GOAL MOTOR TO WALL MOUNTED UP/DOWN CONTROL DEVICE.
- 3) PROVIDE 120 VOLT POWER FOR MOTORIZED SCREEN. CONTRACTOR SHALL PROVIDE 1/2" WITH FULL STRING FROM SCREEN MOTOR TO WALL MOUNTED UP/DOWN CONTROL DEVICE.



**CONWAY & OWEN**  
 Mechanical • Electrical • Plumbing  
 1455 Bluegrass Lakes Pkwy.  
 Alpharetta, Ga 30004  
 P: (678)350-8000 F: (678)350-9010  
 www.Conway & Owen.com

NOT FOR CONSTRUCTION

NOT FOR CONSTRUCTION  
**GOODWYN MILLS CAWOOD**  
 2660 EastChase Lane, Suite 200 | Montgomery, AL 36117  
 Tel 334.271.3200 | GMCNETWORK.COM

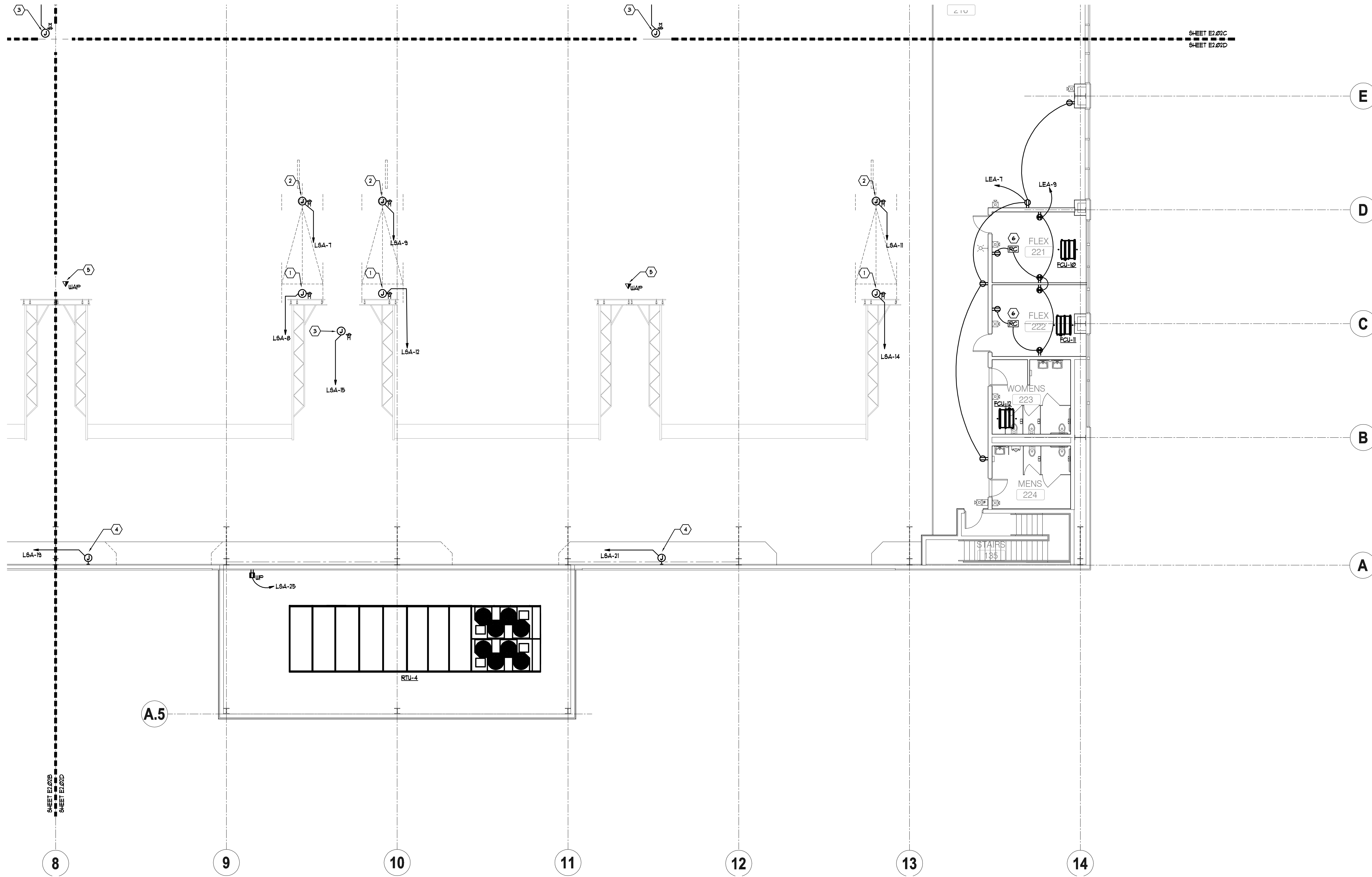
ISSUE DATE	DESCRIPTION
50% CONSTR SET 05.27.2016	
95% CONSTR SET 06.27.2016	

FOLEY EVENT CENTER  
 Foley, Alabama  
 AMGM150099

MEZZANINE LEVEL PLAN  
 - ELECTRICAL - PART C

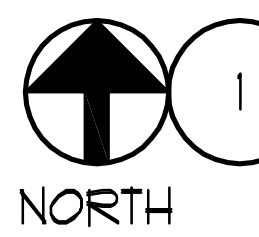
**E2.02C**  
 sheet \_\_\_\_\_ of 000.

drawn by: \_\_\_\_\_  
 checked by: \_\_\_\_\_



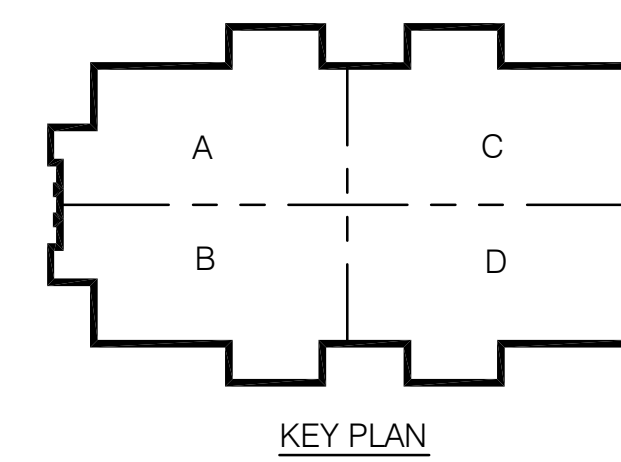
KEY NOTES (APPLY TO ELECTRICAL PLAN ONLY): \*ALL KEY NOTES MAY NOT APPLY TO THIS PLAN\*

- 1 PROVIDE 120 VOLT POWER FOR MOTORIZED VOLLEY BALL NET. CONTRACTOR SHALL PROVIDE 1/4" WITH FULL STRING FROM VOLLEYBALL NET MOTOR TO WALL MOUNTED UP/DOWN CONTROL DEVICE.
- 2 PROVIDE 120 VOLT POWER FOR MOTORIZED BASKETBALL GOAL. CONTRACTOR SHALL PROVIDE 1/4" WITH FULL STRING FROM BASKETBALL GOAL MOTOR TO WALL MOUNTED UP/DOWN CONTROL DEVICE.
- 3 PROVIDE 120 VOLT POWER FOR MOTORIZED SCREEN. CONTRACTOR SHALL PROVIDE 1/4" WITH FULL STRING FROM SCREEN MOTOR TO WALL MOUNTED UP/DOWN CONTROL DEVICE.



MEZZANINE LEVEL PLAN - ELECTRICAL - PART D  
SCALE: 1/8" = 1'

NOT FOR CONSTRUCTION



**CONWAY & OWEN**  
Mechanical • Electrical • Plumbing  
1455 Bluegrass Lakes Pkwy.  
Alpharetta, Ga 30004  
P: (678) 350-9000 F: (678) 350-9010  
www.Conway & Owen.com

FOLEY EVENT CENTER  
Foley, Alabama

AMGM150099

ISSUE DATE	50% CONSTR SET	95% CONSTR SET
	05.27.2016	06.27.2016
drawn by:		
checked by:		

MEZZANINE LEVEL PLAN  
- ELECTRICAL - PART D

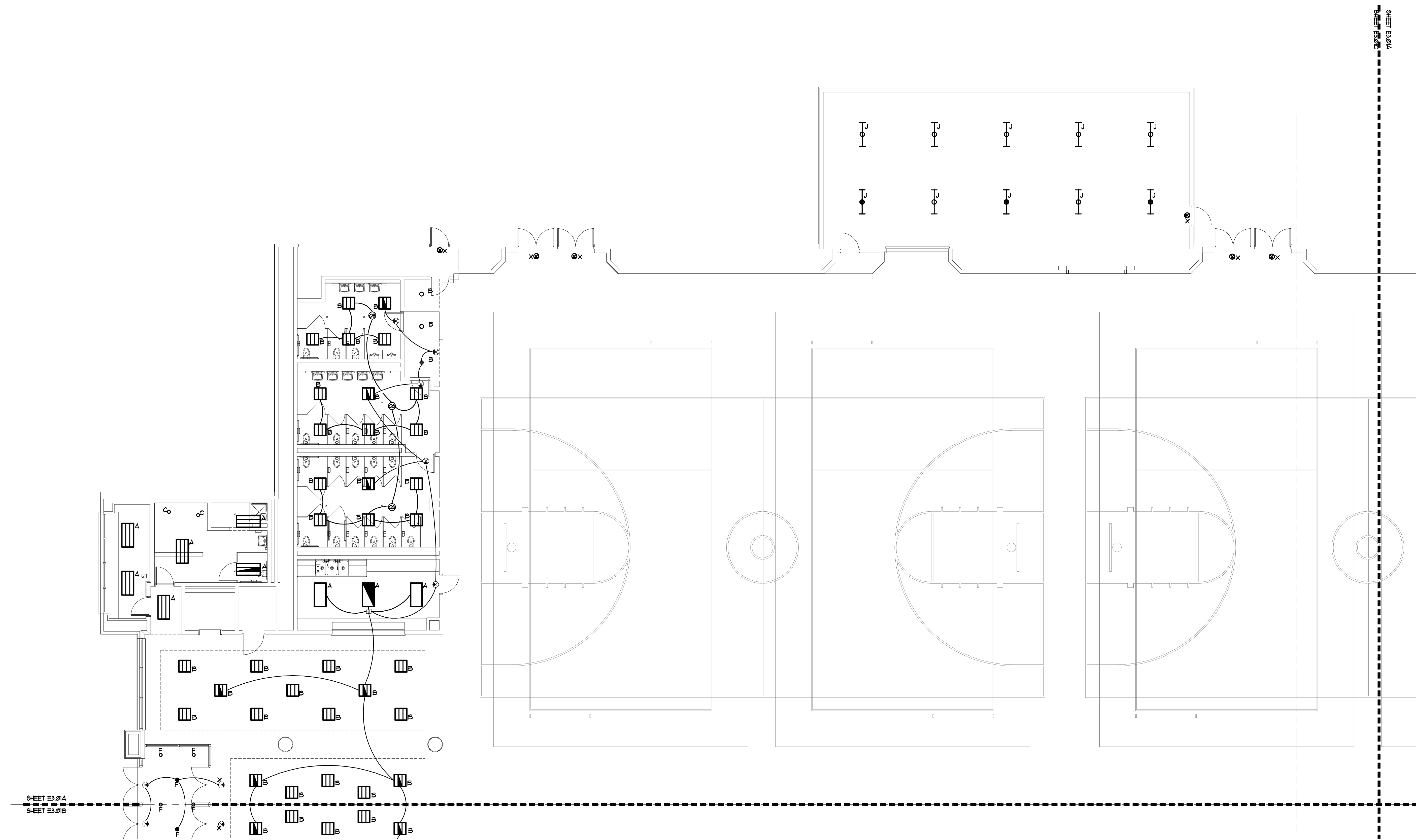
E2.02D

sheet \_\_\_ of 000

NOT FOR CONSTRUCTION

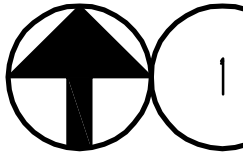


2660 EastChase Lane, Suite 200 | Montgomery, AL 36117  
Tel 334.271.3200 | GMCNETWORK.COM

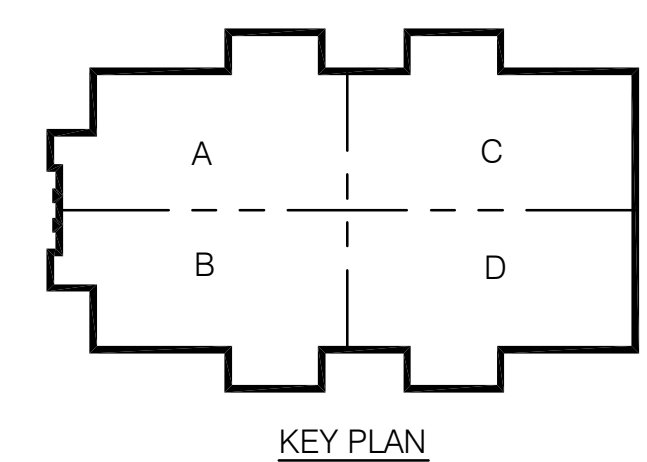


SHEET E3.01A  
SHEET E3.01B

SHEET E3.01A  
SHEET E3.01B

 FLOOR PLAN - LIGHTING - PART A  
SCALE: 1/8" = 1'

- KEY NOTES (APPLY TO LIGHTING PLAN ONLY) \*ALL KEY NOTES MAY NOT APPLY TO THIS PLAN\*
- 1 PROVIDE AND INSTALL CONVENTION CENTER STYLE FLOOR BOX WITH (2) NEMA 21-30 RECEPTACLE (120/208V, 3ØA, 3 PHASE) AND (4) NEMA 5-20R DUPLEX RECEPTACLES W/RED AS (2) 2ØA QUADS. (WIREMOLD LEGRAND "TTTBOC-XXX") INSTALL BOX FLUSH IN FLOOR.
  - 2 120/208V 3Ø FEED TO FLOOR BOX 4"Ø, 1"Ø CONDUIT TO CIRCUIT INDICATED.
  - 3 (2) 120V 1ØA CIRCUITS EACH TO FEED QUAD RECEPTACLES IN FLOOR BOX 2"Ø 4 1"ØØØ. PER CIRCUIT - 1" CONDUITS. DO NOT SHARE NEUTRALS.



KEY PLAN

**CONWAY & OWEN**  
Mechanical • Electrical • Plumbing  
1455 Bluegrass Lakes Pkwy.  
Alpharetta, Ga 30004  
P: (678)350-9000 F: (678)350-9010  
www.Conway & Owen.com

NOT FOR CONSTRUCTION

FIRST FLOOR PLAN -  
LIGHTING - PART A

**E3.01A**  
sheet of 000

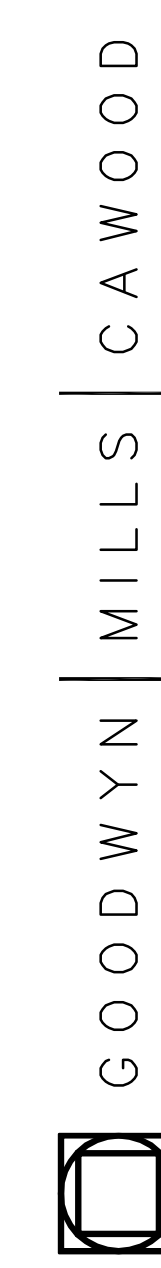
FOLEY EVENT CENTER  
Foley, Alabama

AMGM150099

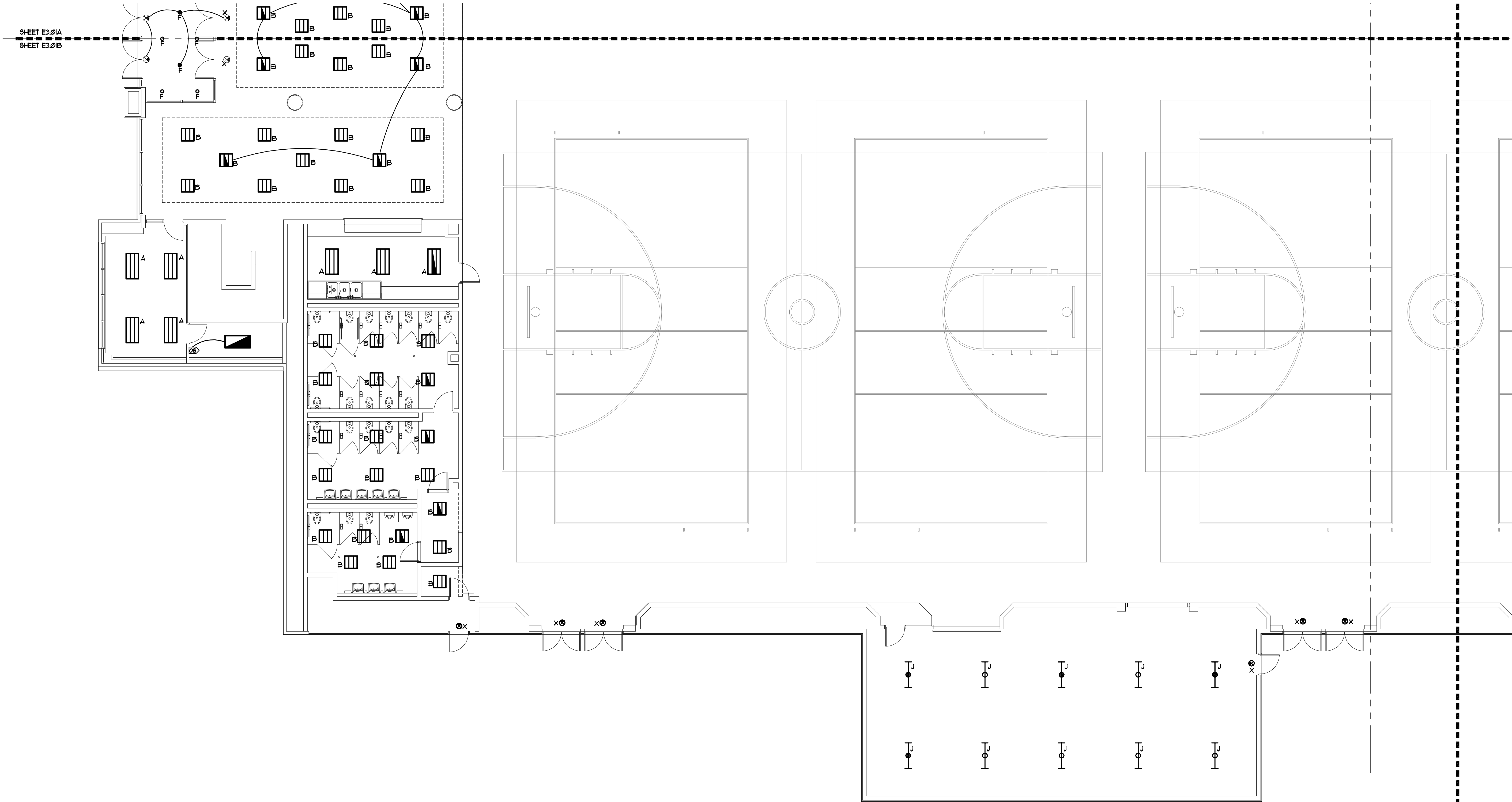
ISSUE DATE	DESCRIPTION
50% CONSTR SET 05.27.2016	
95% CONSTR SET 06.27.2016	

drawn by:  
checked by:

NOT FOR CONSTRUCTION



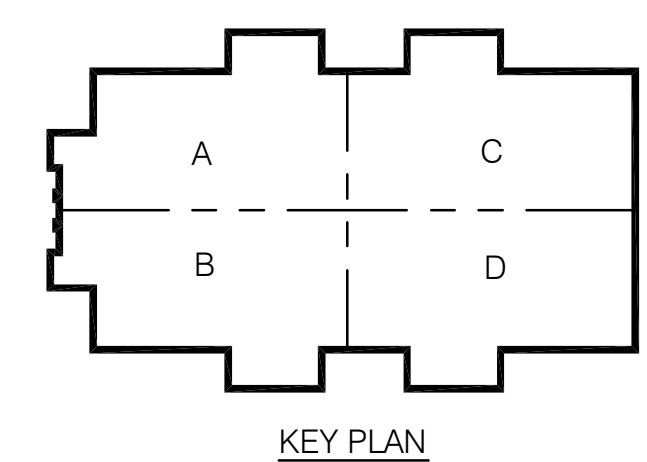
GOODWYN MILLS CAWOOD  
2660 EastChase Lane, Suite 200 | Montgomery, AL 36117  
Tel 334.271.3200 | GMCNETWORK.COM



- KEY NOTES (APPLY TO LIGHTING PLAN ONLY) \*ALL KEY NOTES MAY NOT APPLY TO THIS PLAN\*
- PROVIDE AND INSTALL CONVENTION CENTER STYLE FLOOR BOX WITH (2) NEMA 21-30 RECEPTACLE (20/208V, 3ØA, 3 PHASE) AND (4) NEMA 5-20R DUPLEX RECEPTACLES W/RED AS (2) 2ØA QUADS. (WIREMOLD LEGRAND #TTB0C-XXX) INSTALL BOX FLUSH IN FLOOR.
  - 2Ø/208V 3Ø FEED TO FLOOR BOX 4# 1ØG - 1" CONDUIT TO CIRCUIT INDICATED.
  - (2) 1ØV 1ØA CIRCUITS EACH TO FEED QUAD RECEPTACLES IN FLOOR BOX 2# 1" 1ØG PER CIRCUIT - 1" CONDUITS DO NOT SHARE NEUTRALS.

 1 FLOOR PLAN - LIGHTING - PART B  
SCALE: 1/8" = 1'

NOT FOR CONSTRUCTION



**CONWAY & OWEN**  
Mechanical • Electrical • Plumbing  
1455 Bluegrass Lakes Pkwy.  
Alpharetta, Ga 30004  
P: (678) 350-9000 F: (678) 350-9010  
www.Conway & Owen.com

FIRST FLOOR PLAN -  
LIGHTING - PART B

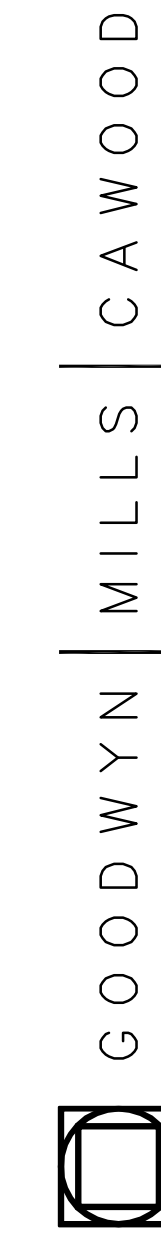
**E3.01B**  
sheet of 000

FOLEY EVENT CENTER  
Foley, Alabama

AMGM150099

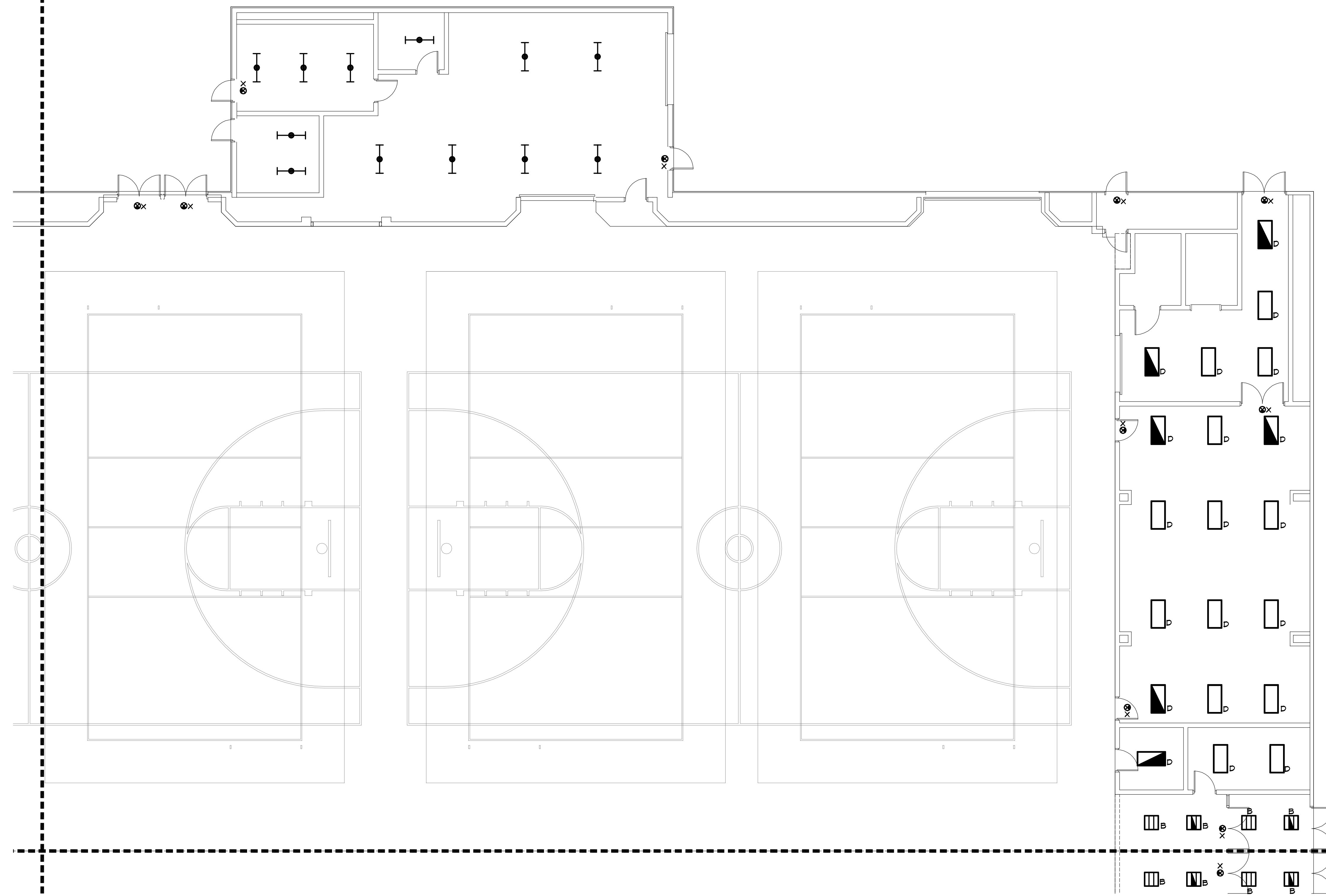
ISSUE/DATE	drawn by:	checked by:
50% CONSTR SET 05.27.2016		
95% CONSTR SET 06.27.2016		

NOT FOR CONSTRUCTION




2660 EastChase Lane, Suite 200 | Montgomery, AL 36117  
Tel 334.271.3200 | GMCNETWORK.COM

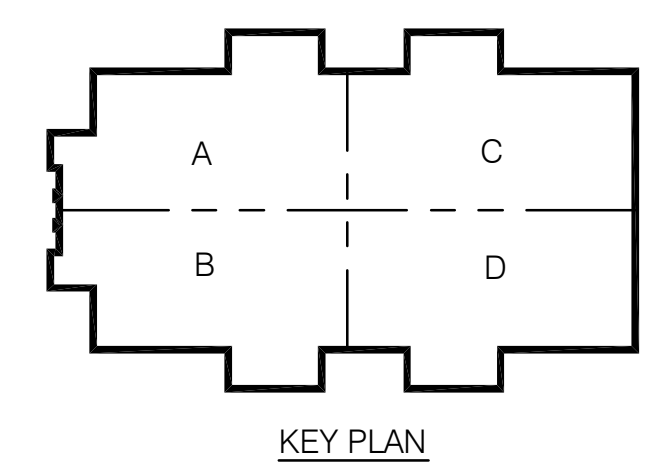
SHEET E3.01A  
SHEET E3.01C



SHEET E3.01C  
SHEET E3.01D


**FLOOR PLAN - LIGHTING - PART C**  
 SCALE: 1/8" = 1'

- KEY NOTES (APPLY TO LIGHTING PLAN ONLY) \*ALL KEY NOTES MAY NOT APPLY TO THIS PLAN\***
- (1) PROVIDE AND INSTALL CONVENTION CENTER STYLE FLOOR BOX WITH (2) NEMA 21-30 RECEPTACLE (120/208V, 3ØA, 3 PHASE) AND (4) NEMA 5-20R DUPLEX RECEPTACLES WIRED AS (2) 2ØA QUADS. (WIREMOLD LEGRAND #TTB0C-XXX) INSTALL BOX FLUSH IN FLOOR.
  - (2) 120/208V 3Ø FEED TO FLOOR BOX 416, #16G - 1" CONDUIT TO CIRCUIT INDICATED.
  - (3) (2) 120V 2ØA CIRCUITS EACH TO FEED QUAD RECEPTACLES IN FLOOR BOX 21Ø & 11ØG. PER CIRCUIT - 1" CONDUITS. DO NOT SHARE NEUTRALS.



**CONWAY & OWEN**  
 Mechanical • Electrical • Plumbing  
 1455 Bluegrass Lakes Pkwy,  
 Alpharetta, Ga 30004  
 P: (678)350-9000 F: (678)350-9010  
 www.Conway & Owen.com

NOT FOR CONSTRUCTION

FOLEY EVENT CENTER  
Foley, Alabama

AMGM150099

ISSUE DATE	50% CONSTR SET	95% CONSTR SET	drawn by:	checked by:
	05.27.2016	06.27.2016		

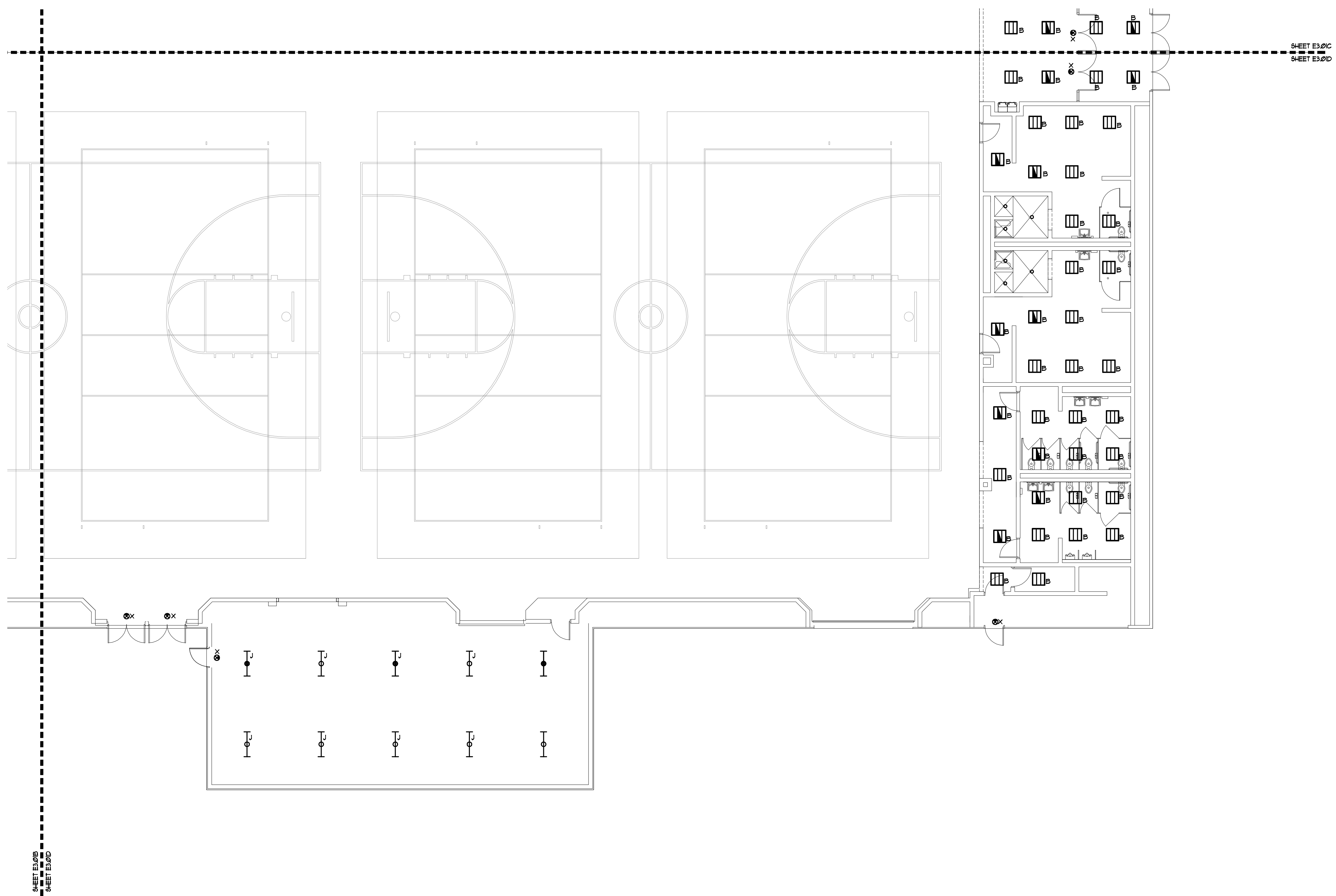
**NOT FOR CONSTRUCTION**

**GOODWYN MILLS CAWOOD**  
 2660 EastChase Lane, Suite 200 | Montgomery, AL 36117  
 Tel 334.271.3200 | GMCNETWORK.COM

FIRST FLOOR PLAN -  
LIGHTING - PART C

**E3.01C**  
Sheet of 000



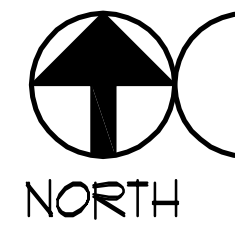


SHEET E3.01B  
SHEET E3.01D

SHEET E3.01C  
SHEET E3.01D

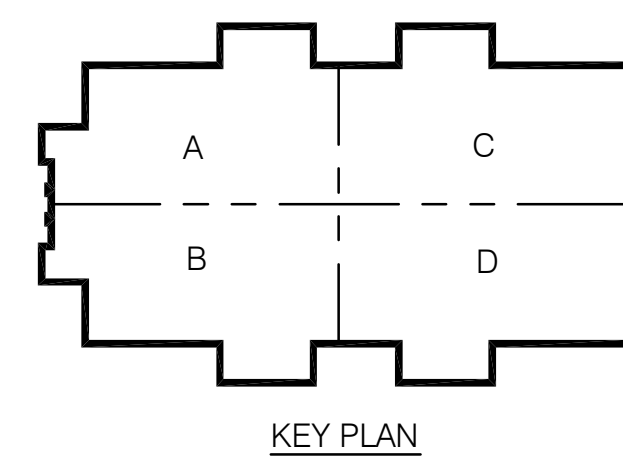
KEY NOTES (APPLY TO LIGHTING PLAN ONLY) \*ALL KEY NOTES MAY NOT APPLY TO THIS PLAN\*

- (1) PROVIDE AND INSTALL CONVENTION CENTER STYLE FLOOR BOX WITH (2) NEMA 21-30 RECEPTACLE (120/208V, 3ØA, 3 PHASE) AND (4) NEMA 5-20R DUPLEX RECEPTACLES W/RED AS (2) 2ØA QUADS. (WIREMOLD LEGRAND #TTEBOC-XXX) INSTALL BOX FLUSH IN FLOOR.
- (2) 120/208V 3Ø FEED TO FLOOR BOX 4"Ø, 1#Ø3 - 1" CONDUIT TO CIRCUIT INDICATED.
- (3) (2) 120V 1ØA CIRCUITS EACH TO FEED QUAD RECEPTACLES IN FLOOR BOX 2"Ø 4 #Ø6. PER CIRCUIT - 1" CONDUITS. DO NOT SHARE NEUTRALS.



FLOOR PLAN - LIGHTING - PART D  
SCALE: 1/8" = 1'

NOT FOR CONSTRUCTION



**CONWAY & OWEN**  
Mechanical • Electrical • Plumbing  
1455 Bluegrass Lakes Pkwy.  
Alpharetta, Ga 30004  
P: (678) 350-9000 F: (678) 350-9010  
www.Conway & Owen.com

FIRST FLOOR PLAN -  
LIGHTING - PART D

**E3.01D**

sheet of 000

FOLEY EVENT CENTER

Foley, Alabama

AMGM150099

ISSUE/DATE

50% CONSTR SET	05.27.2016
95% CONSTR SET	06.27.2016

drawn by:  
checked by:

NOT FOR CONSTRUCTION

**GOODWYN MILLS CAWOOD**

2660 EastChase Lane, Suite 200 | Montgomery, AL 36117  
Tel 334.271.3200 | [GM.NETWORK.COM](http://GM.NETWORK.COM)

1 1.1

2

3

4

5

6

7

8

K

J

H

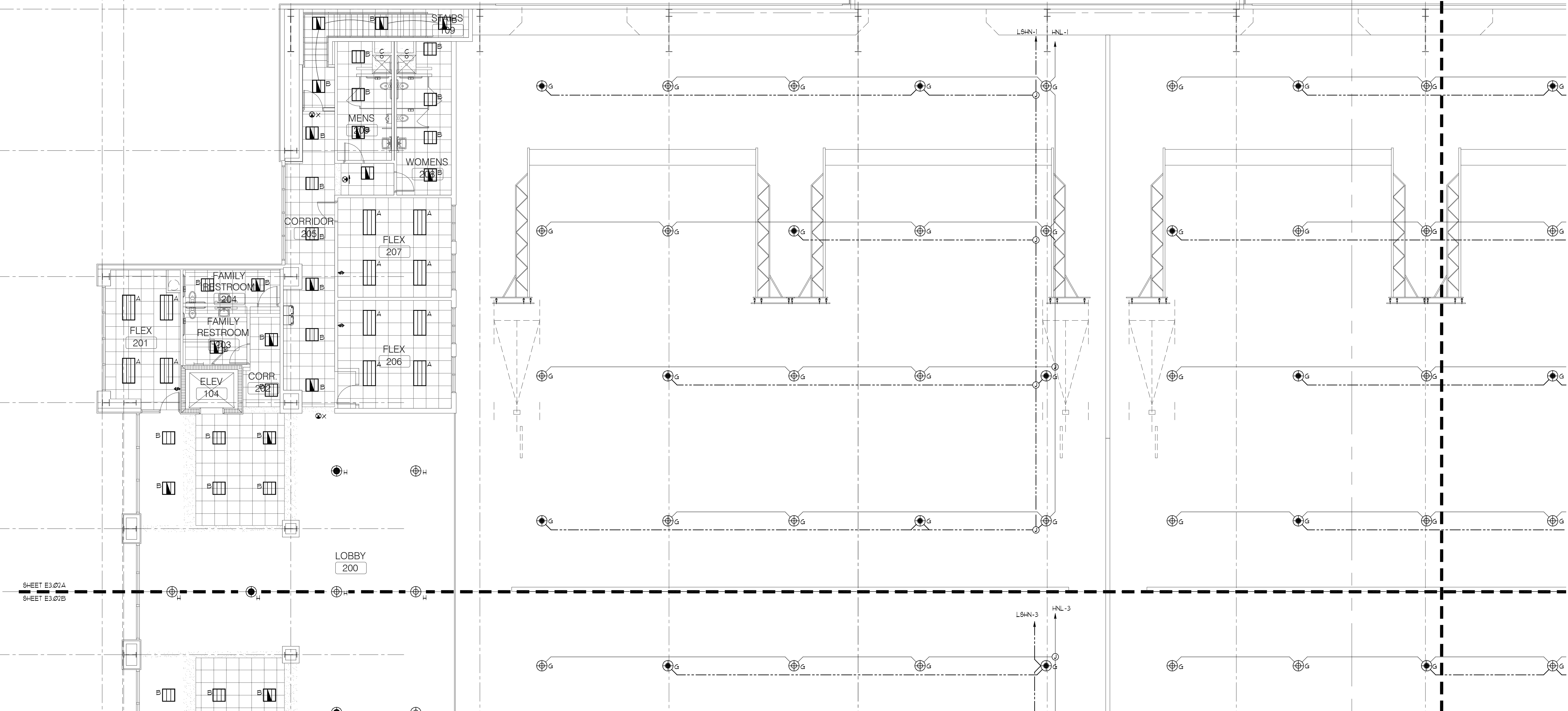
G

F

E

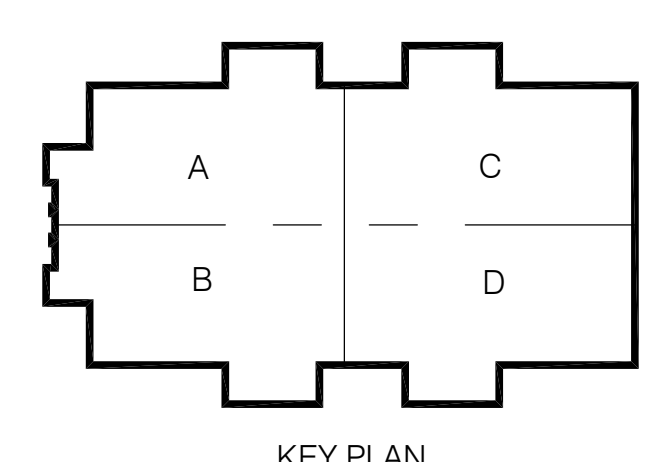
K.5

K.5



 MEZZANINE LEVEL PLAN - LIGHTING - PART A  
SCALE: 1/8" = 1'

- KEY NOTES (APPLY TO LIGHTING PLAN ONLY) \*ALL KEY NOTES MAY NOT APPLY TO THIS PLAN\*
- 1) PROVIDE AND INSTALL CONVENTION CENTER STYLE FLOOR BOX WITH (2) NEMA 21-30 RECEPTACLE (120/208V, 3ØA, 3 PHASE) AND (4) NEMA 5-20R DUPLEX RECEPTACLES WIRED AS (2) 20A QUADS. (WIRE/OLD LEGRAND #TTB0C-XXX) INSTALL BOX FLUSH IN FLOOR.
  - 2) 120/208V 3Ø FEED TO FLOOR BOX 4"Ø, 1"ØØØ - 1" CONDUIT TO CIRCUIT INDICATED.
  - 3) (2) 120V 20A CIRCUITS EACH TO FEED QUAD RECEPTACLES IN FLOOR BOX. 2"Ø 1"ØØØ PER CIRCUIT - 1" CONDUITS. DO NOT SHARE NEUTRALS.



KEY PLAN

**CONWAY & OWEN**  
Mechanical • Electrical • Plumbing  
1455 Bluegrass Lakes Pkwy.  
Alpharetta, GA 30004  
P: (678)250-9000 F: (678)350-9010  
www.Conway & Owen.com

NOT FOR CONSTRUCTION

MEZZANINE LEVEL PLAN - LIGHTING - PART A

FOLEY EVENT CENTER  
Foley, Alabama

AMGM150099

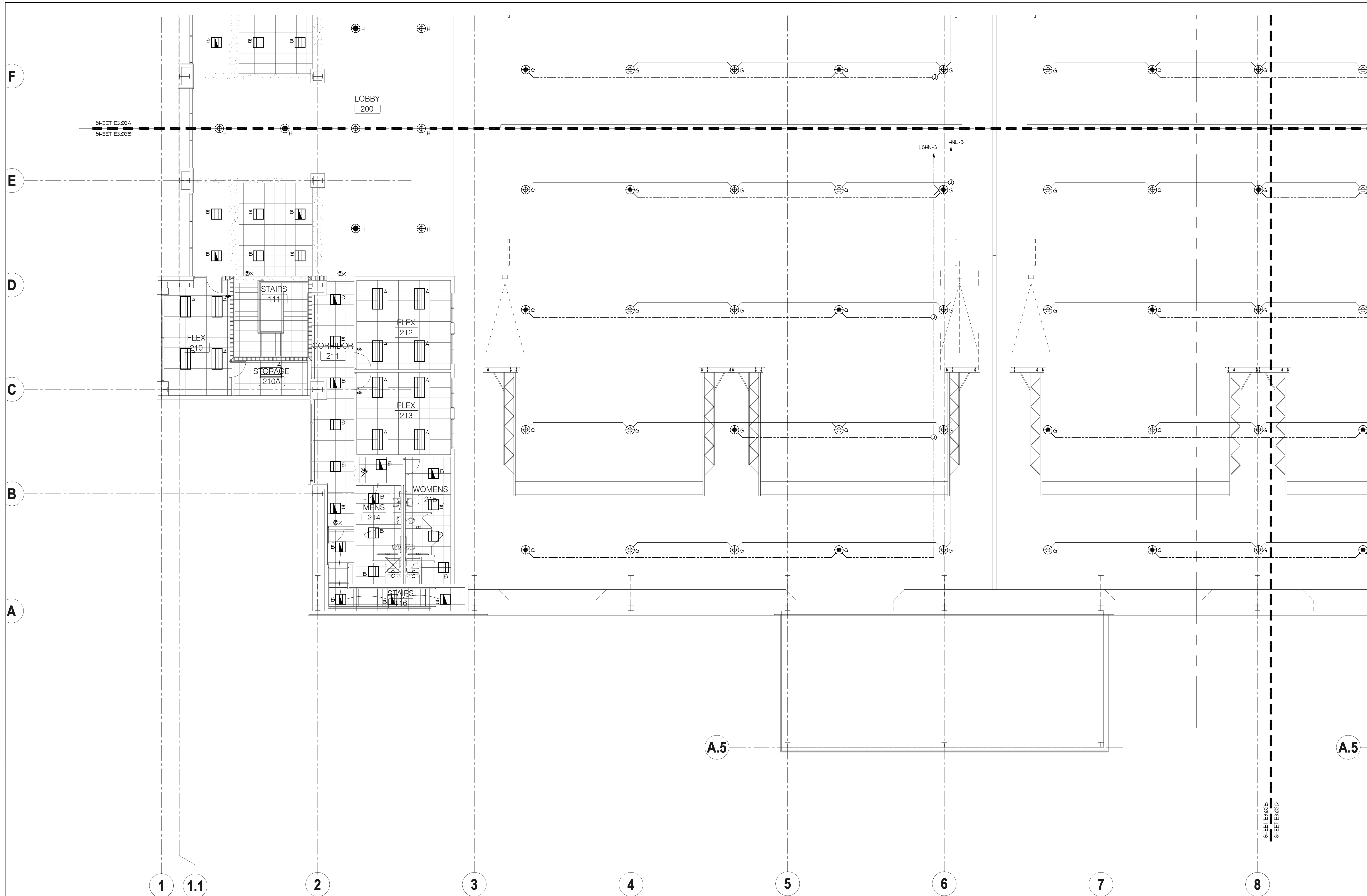
ISSUE/DATE

50% CONSTR. SET	05-27-2016
95% CONSTR. SET	06-27-2016
drawn by:	
checked by:	

NOT FOR CONSTRUCTION

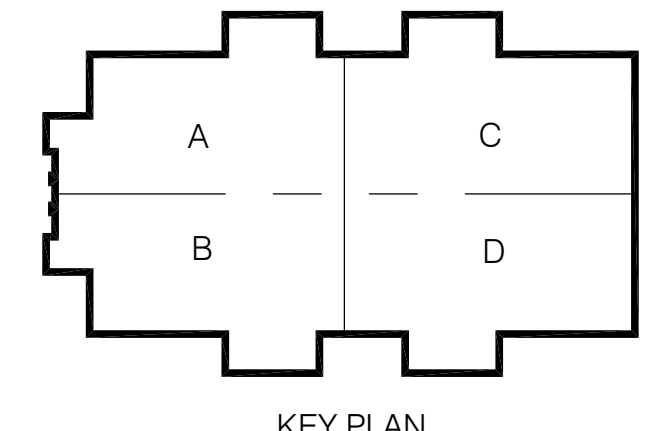
GOODWYN MILLS CAWOOD  
2660 EastChase Lane, Suite 200 | Montgomery, AL 36117  
Tel 334.271.3200 | GMCNETWORK.COM

E3.02A  
sheet of 000



MEZZANINE LEVEL PLAN - LIGHTING - PART B  
 SCALE: 1/8" = 1'  
 NORTH

- KEY NOTES (APPLY TO LIGHTING PLAN ONLY); ALL KEY NOTES MAY NOT APPLY TO THIS PLAN:
- 1) PROVIDE AND INSTALL CONVENTION CENTER STYLE FLOOR BOX WITH (2) NEMA 21-30 RECEPTACLE (120/208V, 3ØA, 3 PHASE) AND (4) NEMA 5-30R DUPLEX RECEPTACLES WIRED AS (2) 20A QUADS. (WIREHOLD LEGRAND #TTEOC-XXX) INSTALL BOX FLUSH IN FLOOR.
  - 2) 120/208V 3Ø FEED TO FLOOR BOX 4Ø, 1ØG, 1" CONDUIT TO CIRCUIT INDICATED.
  - 3) (2) 20V 20A CIRCUITS EACH TO FEED QUAD RECEPTACLES IN FLOOR BOX. 2Ø 4 1ØG, PER CIRCUIT - 1" CONDUITS. DO NOT SHARE NEUTRALS.



**CONWAY & OWEN**  
 Mechanical • Electrical • Plumbing  
 1455 Blugrass Lakes Pkwy.  
 Alpharetta, GA 30004  
 P: (678)250-9000 F: (678)350-9010  
 www.Conway & Owen.com

NOT FOR CONSTRUCTION

MEZZANINE LEVEL PLAN - LIGHTING - PART B

FOLEY EVENT CENTER  
 Foley, Alabama  
 AMGM150099

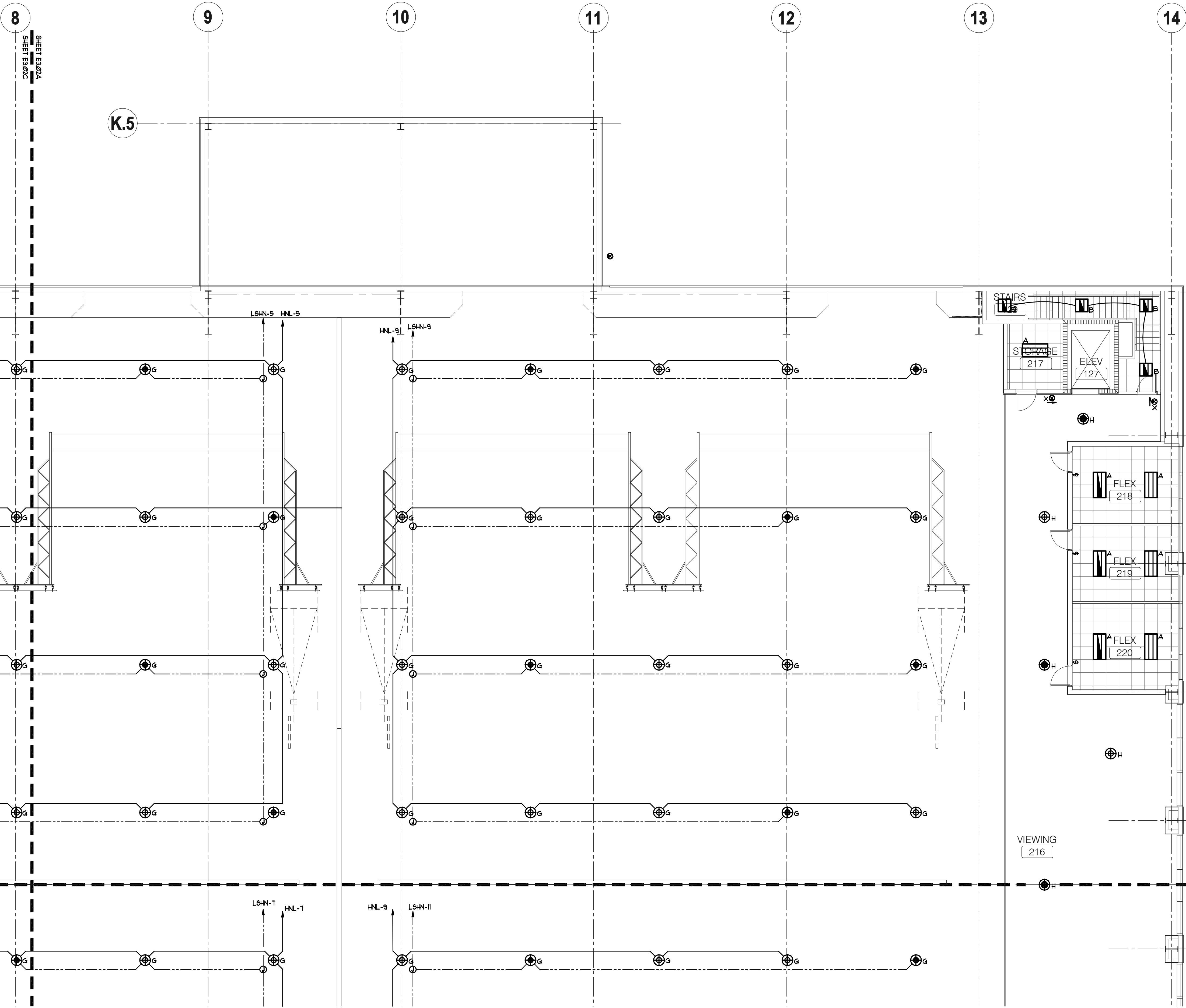
ISSUE/DATE  
 50% CONSTR. SET 05-27-2016  
 95% CONSTR. SET 06-27-2016

drawn by:	
checked by:	

NOT FOR CONSTRUCTION

GOODWYN MILLS CAWOOD  
 2660 EastChase Lane, Suite 200 | Montgomery, AL 36117  
 Tel: 334.271.3200 | GMCNETWORK.COM

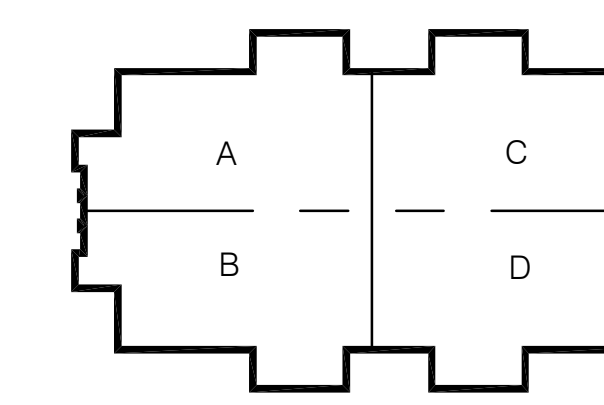
E3.02B  
 sheet of 000



**1** MEZZANINE LEVEL PLAN - LIGHTING - PART C  
SCALE: 1/8" = 1'  
NORTH

KEY NOTES (APPLY TO LIGHTING PLAN ONLY) \*ALL KEY NOTES MAY NOT APPLY TO THIS PLAN\*

- PROVIDE AND INSTALL CONVENTION CENTER STYLE FLOOR BOX WITH (1) NEMA 21-30 RECEPTACLE (100/200V, 3ØA, 3 PHASE) AND (4) NEMA B-30R DUPLEX RECEPTACLES WIRED AS (2) 2ØA QUADS. (WIREFOLD LEGRAND #TEBC-XXXX) INSTALL BOX FLUSH IN FLOOR.
- 120/208V 3Ø FEED TO FLOOR BOX 4Ø, 1ØØG, 1" CONDUIT TO CIRCUIT INDICATED.
- (2) 2ØV 2ØA CIRCUITS EACH TO FEED QUAD RECEPTACLES IN FLOOR BOX. 2ØØ 1 1ØØG PER CIRCUIT - 1" CONDUITS. DO NOT SHARE NEUTRALS.



**CONWAY & OWEN**  
Mechanical • Electrical • Plumbing  
1455 Bluegrass Lakes Pkwy.  
Alpharetta, Ga 30004  
P: (678)350-9000 F: (678)350-9010  
www.Conway & Owen.com

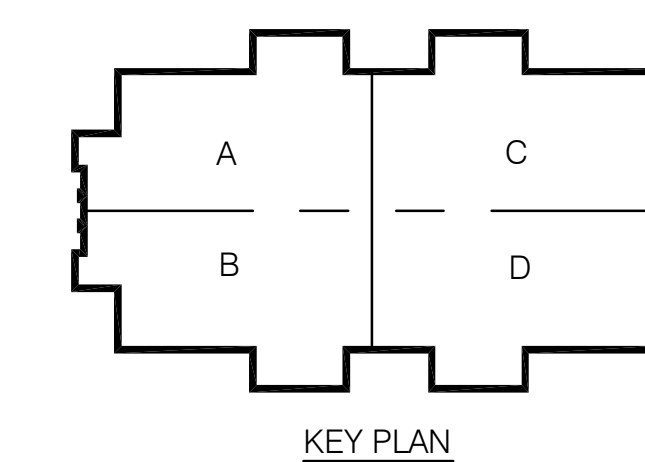
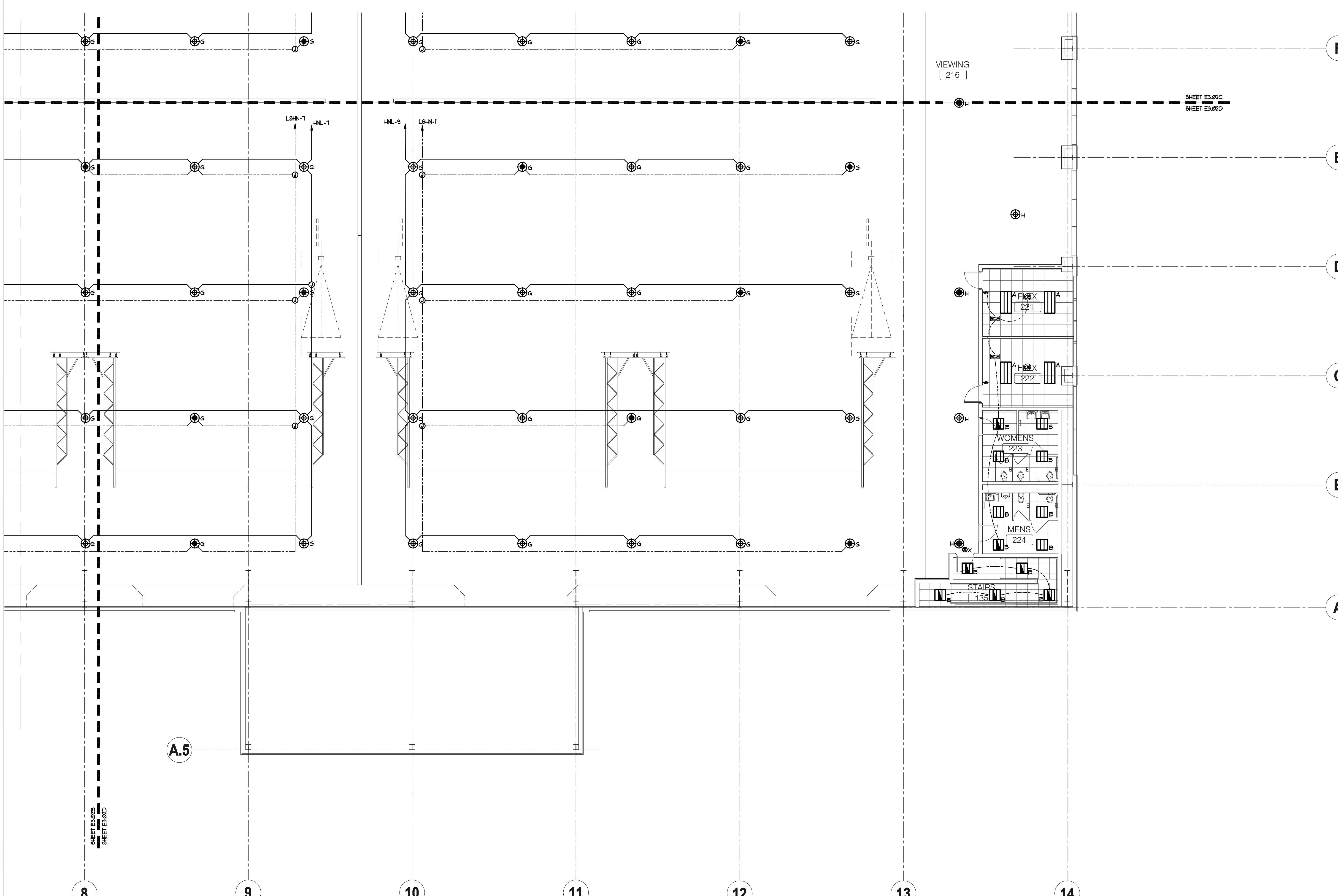
NOT FOR CONSTRUCTION  
GOODWYN MILLS CAWOOD  
2660 EastChase Lane, Suite 200 | Montgomery, AL 36117  
Tel 334.271.3200 | GMCNETWORK.COM

ISSUE DATE	ISSUE DATE
50% CONSTR SET 05.27.2016	
95% CONSTR SET 06.27.2016	

FOLEY EVENT CENTER  
Foley, Alabama  
AMGM150099  
drawn by: \_\_\_\_\_  
checked by: \_\_\_\_\_

MEZZANINE LEVEL PLAN  
- LIGHTING - PART C  
**E3.02C**  
sheet \_\_\_\_ of 000.

NOT FOR CONSTRUCTION



A.5

SHEET E3.02B  
SHEET E3.02D

VIEWING  
216  
SHEET E3.02C  
SHEET E3.02D

- KEY NOTES (APPLY TO LIGHTING PLAN ONLY); ALL KEY NOTES MAY NOT APPLY TO THIS PLAN:**
- ① PROVIDE AND INSTALL CONVENTION CENTER STYLE FLOOR BOX WITH (2) NEMA 3I-30 RECEPTACLE (120/208V, 3ØA, 3 PHASE) AND (4) NEMA 5-30R DUPLEX RECEPTABLES WIRED AS (2) 20A QUADS. (WIREHOLD LEGRAND #TTB0C-XXX) INSTALL BOX FLUSH IN FLOOR.
  - ② 120/208V 3Ø FEED TO FLOOR BOX #4B, #4C, #10C - 1" CONDUIT TO CIRCUIT INDICATED.
  - ③ (2) 20V 20A CIRCUITS EACH TO FEED QUAD RECEPTABLES IN FLOOR BOX #10 4 #10C PER CIRCUIT - 1" CONDUITS, DO NOT SHARE NEUTRALS.

NORTH  
1  
MEZZANINE LEVEL PLAN - LIGHTING - PART D  
SCALE: 1/8" = 1'

NOT FOR CONSTRUCTION

NOT FOR CONSTRUCTION

GOODWYN MILLS CAWOOD  
2660 EastChase Lane, Suite 200 | Montgomery, AL 36117  
Tel 334.271.3200 | GMCNETWORK.COM

ISSUE DATE	ISSUE DATE
50% CONSTR SET 05.27.2016	
95% CONSTR SET 06.27.2016	
drawn by:	
checked by:	

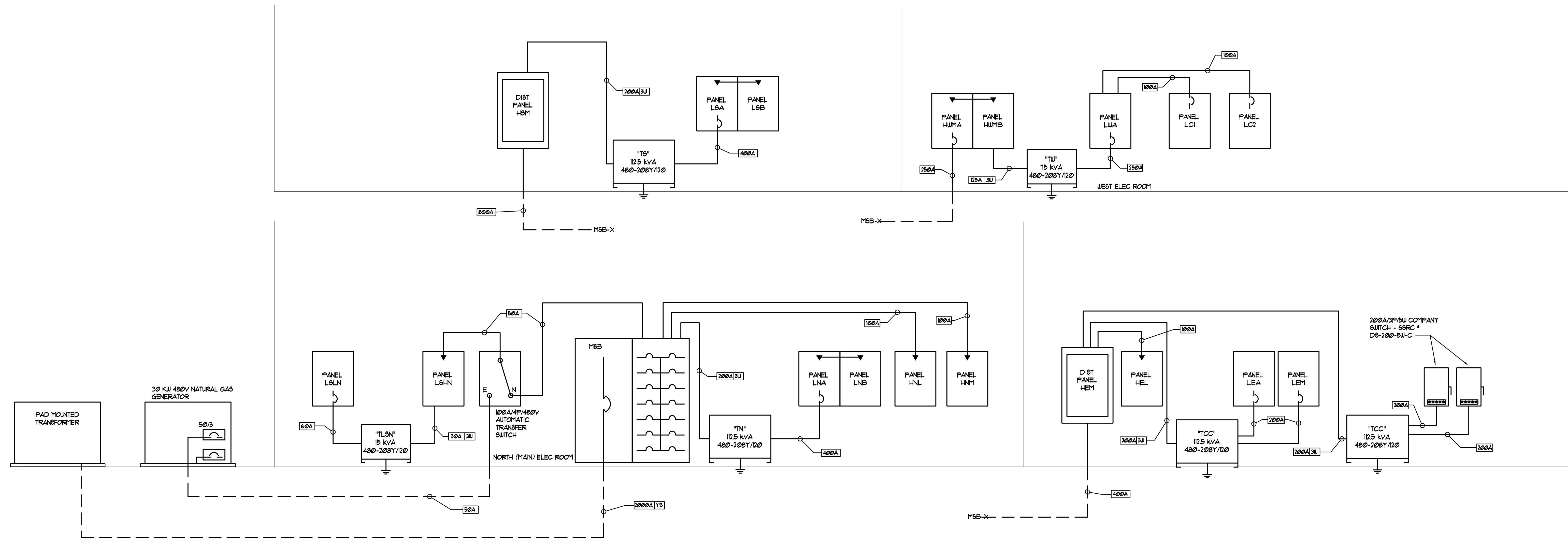
FOLEY EVENT CENTER  
Foley, Alabama

AMGM150099

MEZZANINE LEVEL PLAN  
- LIGHTING - PART D

E3.02D  
sheet \_\_\_ of 000.

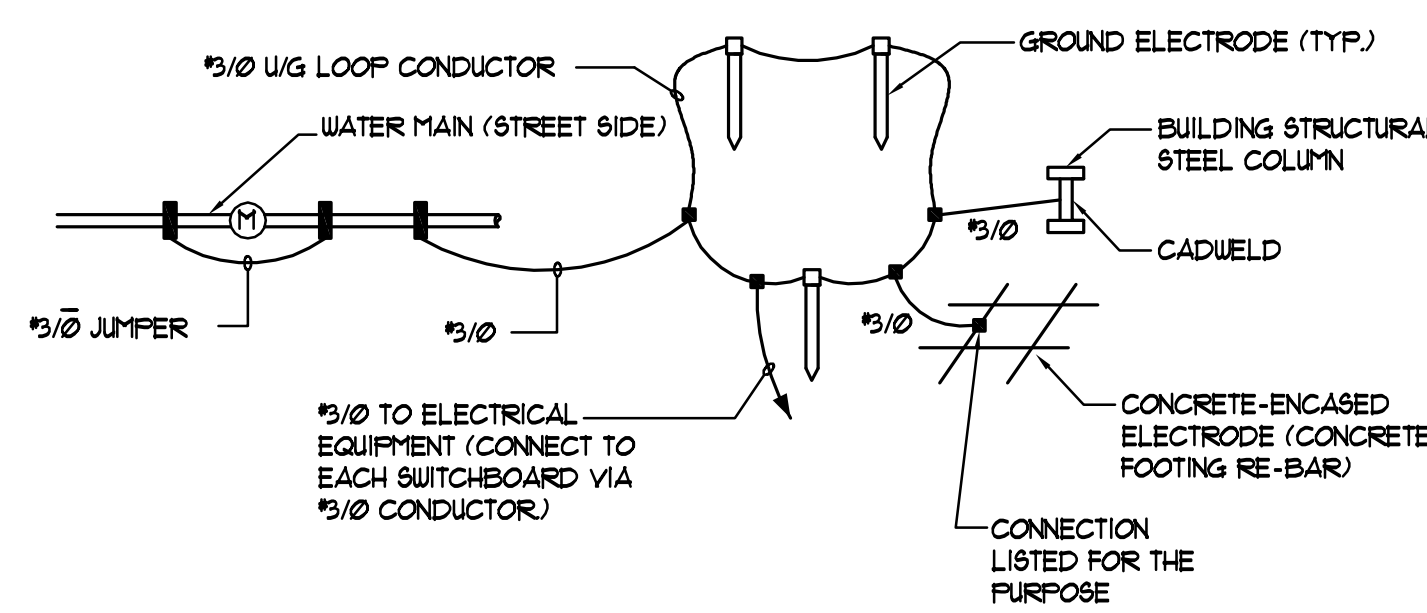
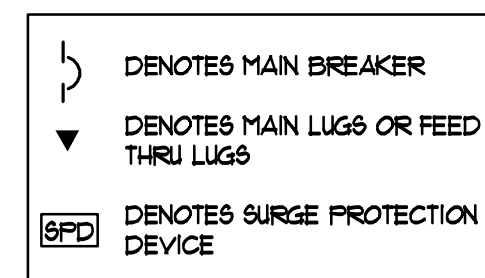
**CONWAY & OWEN**  
Mechanical • Electrical • Plumbing  
1455 Bluegrass Lakes Pkwy.  
Alpharetta, Ga 30004  
P: (678) 350-9000 F: (678) 350-9010  
www.Conway & Owen.com



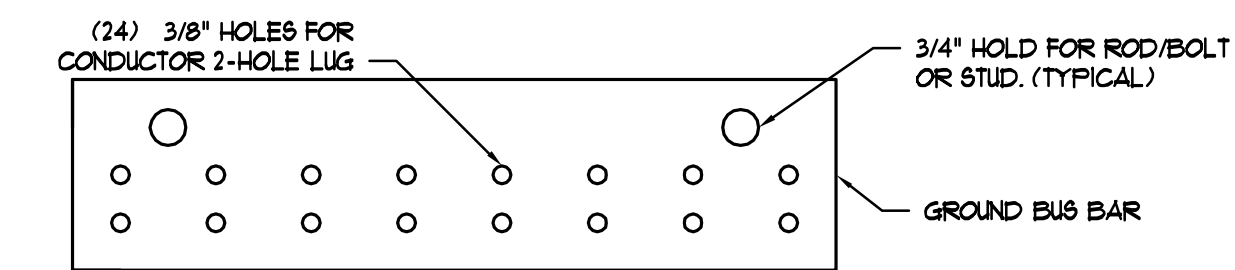
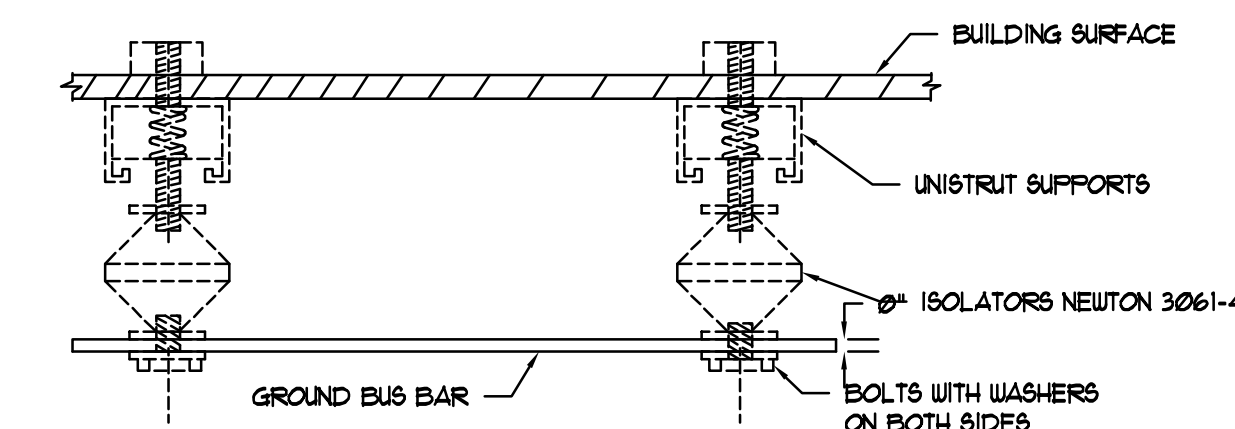
**1 ELECTRICAL RISER DIAGRAM**  
SCALE: NOT TO SCALE

RISER DIAGRAM FEEDER SCHEDULE						
TAG	NUMBER OF SETS	CONFIG.	PHASE/NEUTRAL SIZE PER SET	EQUIP. GROUND PER SET	CONDUIT SIZE PER SET	NOTES
2000A T8	6	3-PH, 4W	4 * 500 kcmil	N/A	4"	SERVICE LATERAL
800A	2	3-PH, 4W-G	4 * 500 kcmil	1 * 3/8"	4"	
600A	2	3-PH, 4W-G	4 * 350 kcmil	1 * 1"	3"	
400A	1	3-PH, 4W-G	4 * 600 kcmil	1 * 3"	4"	
250A	1	3-PH, 4W-G	4 * 250 kcmil	1 * 4"	3"	
225A	1	3-PH, 4W-G	4 * 4/0	1 * 4"	2 1/2"	
200A	1	3-PH, 4W-G	4 * 3/0	1 * 6"	2 1/2"	
150A	1	3-PH, 4W-G	4 * 1/0	1 * 6"	2"	
125A	1	3-PH, 4W-G	4 * 1"	1 * 6"	2"	
100A	1	3-PH, 4W-G	4 * 2	1 * 8"	1 1/2"	
725A 3U	1	3-PH, 3W-G	3 * 4/0	1 * 4"	2 1/2"	
600A 3U	1	3-PH, 3W-G	3 * 3/0	1 * 6"	2 1/2"	
25A 3U	1	3-PH, 3W-G	3 * 1"	1 * 6"	1 1/2"	
80A 3U	1	3-PH, 3W-G	3 * 4	1 * 8"	1 1/2"	
60A 3U	1	3-PH, 3W-G	3 * 4	1 * 6"	1 1/2"	

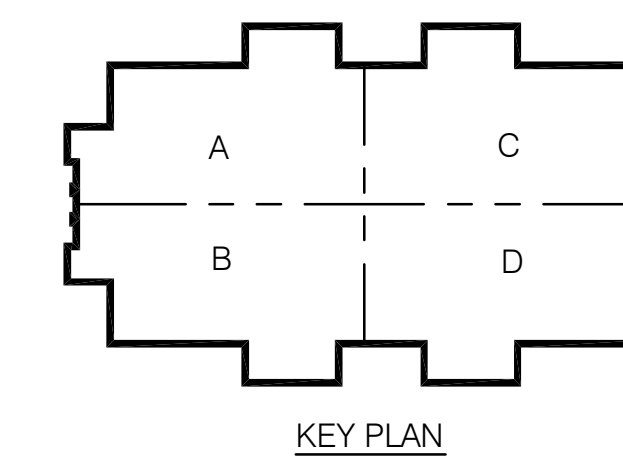
NOTE: ALL CONDUCTOR SIZES IN THIS SCHEDULE ARE COPPER UNLESS OTHERWISE NOTED



**2 MAIN GROUNDING DETAIL**  
SCALE: NOT TO SCALE



**3 GROUND BAR DETAIL**  
SCALE: NOT TO SCALE



**CONWAY & OWEN**  
Mechanical • Electrical • Plumbing  
1455 Bluegrass Lakes Pkwy.  
Alpharetta, Ga 30004  
P: (678) 350-9000 F: (678) 350-9010  
www.Conway & Owen.com

NOT FOR CONSTRUCTION  
GOODWYN MILLS CAWOOD  
2660 EastChase Lane, Suite 200 | Montgomery, AL 36117  
Tel 334.271.3200 | GMCNETWORK.COM

ISSUE DATE	DESCRIPTION
50% CONSTR SET 05.27.2016	
95% CONSTR SET 06.27.2016	
	drawn by:
	checked by:

FOLEY EVENT CENTER  
Foley, Alabama  
AMGM150099

ELECTRICAL PANEL SCHEDULES  
**E5.01**  
sheet of 000

NOT FOR CONSTRUCTION

MAIN SWITCHBOARD "MSB"													
VOLTAGE	480 Y / 277	3 PHASE 4 WIRE	MAIN	2000A/3P MCB			A/C		LOAD				TOTAL CONN
				1500	3000	6000	HTG	HTG	HTG	HTG	HTG	HTG	
BUSING	2000 AMP	FAULT DUTY	FAULT DUTY	100	100	100	A	B	C	HTG	HTG	HTG	
CKT FRAME #	POLE	TRIP	NOTE	DESCRIPTION									HTG
1	250	3	250	RTU #1									150.0
2	250	3	250	RTU #2									150.0
3	100	3	100	ELEVATOR 104									30.0
4	100	3	100	ELEVATOR 104									30.0
5	200	3	200	PANEL LNA									0.0
6	100	3	100	PANEL HBM									2.0
7	100	3	100	PANEL HNL									5.0
8	50	3	50	AIRS									2.0
9	250	3	250	PANEL HUMMA									0.0
10	100	3	100	PANEL HNM									10.0
11	400	3	400	PANEL HEM									10.0
12	0.0	0	0.0										0.0
13	0.0	0	0.0										0.0
14	0.0	0	0.0										0.0
15	0.0	0	0.0										0.0
16	0.0	0	0.0										0.0
17	0.0	0	0.0										0.0
18	0.0	0	0.0										0.0
19	0.0	0	0.0										0.0
20	0.0	0	0.0										0.0
21	0.0	0	0.0										0.0
LIGHTING				0.0	125%	0.0	TOTAL BUS KVA			NOTES			
RECEPTACLES				213.4	NEC 220.44	0.0	A	B	C	1			
MOTORS				94.0	100%	0.0	54.0						
AIR CONDITIONING				893.5	100%	0.0	893.5						
HEATING				124.1	100%	0.0	124.1						
KITCHEN				56.0	NEC 220.56	0.0	36.4						
MISCELLANEOUS				104.0	100%	0.0	104.0						
TOTAL KVA				1564.6	CALC KVA	1465.8							
TOTAL AMP				1041	CALC AMP	1165.1							

NEW PANELBOARD "HNM" SCHEDULE														
VOLTAGE	480 Y / 277	3 PHASE 4 WIRE	MAIN	1000A MLO			MOUNTING SURFACE		LOAD				DESCRIPTION	CKT NO
				1500	3000	6000	A	B	C	HTG	HTG	HTG		
BUSING	125 AMP	FAULT DUTY	FAULT DUTY	100	100	100	A	B	C	HTG	HTG	HTG		
CKT NO	DESCRIPTION	LOAD	NOTE	BKR	SEE RISER			A/C						
1	0.0	0.0	200	0.0	0.0	0.0	0.0	0.0	0.0					
3	0.0	0.0	200	0.0	0.0	0.0	0.0	0.0	0.0					
5	0.0	0.0	200	0.0	0.0	0.0	0.0	0.0	0.0					
7	0.0	0.0	200	0.0	0.0	0.0	0.0	0.0	0.0					
9	0.0	0.0	200	0.0	0.0	0.0	0.0	0.0	0.0					
11	0.0	0.0	200	0.0	0.0	0.0	0.0	0.0	0.0					
13	0.0	0.0	200	0.0	0.0	0.0	0.0	0.0	0.0					
15	0.0	0.0	200	0.0	0.0	0.0	0.0	0.0	0.0					
17	0.0	0.0	200	0.0	0.0	0.0	0.0	0.0	0.0					
19	0.0	0.0	200	0.0	0.0	0.0	0.0	0.0	0.0					
21	0.0	0.0	200	0.0	0.0	0.0	0.0	0.0	0.0					
23	0.0	0.0	200	0.0	0.0	0.0	0.0	0.0	0.0					
25	0.0	0.0	200	0.0	0.0	0.0	0.0	0.0	0.0					
27	0.0	0.0	200	0.0	0.0	0.0	0.0	0.0	0.0					
29	0.0	0.0	200	0.0	0.0	0.0	0.0	0.0	0.0					
31	0.0	0.0	200	0.0	0.0	0.0	0.0	0.0	0.0					
33	0.0	0.0	200	0.0	0.0	0.0	0.0	0.0	0.0					
35	0.0	0.0	200	0.0	0.0	0.0	0.0	0.0	0.0					
37	0.0	0.0	200	0.0	0.0	0.0	0.0	0.0	0.0					
39	0.0	0.0	200	0.0	0.0	0.0	0.0	0.0	0.0					
41	0.0	0.0	200	0.0	0.0	0.0	0.0	0.0	0.0					
LIGHTING				0.0	125%	0.0	TOTAL BUS KVA			NOTES				
RECEPT				0.0	NEC 220.44	0.0	A	B	C	1				
MOTORS				0.0	100%	0.0	0.0							
A/C				0.0	100%	0.0	0.0							
HEATING				0.0	100%	0.0	0.0							
KITCHEN				0.0	NEC 220.56	0.0	0.0							
MISC				0.0	100%	0.0	0.0							
TOTAL KVA				0.0	CALC KVA	0.0								
TOTAL AMP				0.0	CALC AMP	0.0								

MAIN SWITCHBOARD "HEM"													
VOLTAGE	480 Y / 277	3 PHASE 4 WIRE	MAIN	1000A MLO			MOUNTING SURFACE		LOAD				TOTAL CONN
				1500	3000	6000	A	B	C	HTG	HTG	HTG	
BUSING	400 AMP	FAULT DUTY	FAULT DUTY	100	100	100	A	B	C	HTG	HTG	HTG	
CKT FRAME #	POLE	TRIP	NOTE	DESCRIPTION									HTG
1	60	3	60	ERU									40.0
2	100	3	100	PANEL HEL									18.0
3	200	3	200	PANEL LEA									30.4
4	0.0	0.0	0.0	PANEL LEM									0.0
5	200	3	200	COMPANY SWITCHES									100.0
6	0.0	0	0.0										0.0
7	0.0	0	0.0										0.0
8	0.0	0	0.0										0.0
9	0.0	0	0.0										0.0
10	0.0	0	0.0										0.0
11	0.0	0	0.0										0.0
12	0.0	0	0.0										0.0
13	0.0	0	0.0										0.0
14	0.0	0	0.0										0.0
15	0.0	0	0.0										0.0
16	0.0	0	0.0										0.0
17	0.0	0	0.0										0.0
18	0.0	0	0.0										0.0
19	0.0	0	0.0										0.0
20	0.0	0	0.0										0.0
21	0.0	0	0.0										0.0
LIGHTING				18.0	125%	0.0	22.5			NOTES			
RECEPTACLES				10.4	NEC 220.44	0.0	A	B	C	1			
MOTORS				3.0	100%	0.0	3.0						
AIR CONDITIONING				54.5	100%	0.0	54.5						
HEATING				10.0	100%	0.0	10.0						
KITCHEN				20.0	NEC 220.56	0.0	13.0						
MISCELLANEOUS				101.0	100%	0.0	101.0						
TOTAL KVA				216.9	CALC KVA	214.2							
TOTAL AMP				261.2	CALC AMP	251.9							

NEW PANELBOARD "HNL" SCHEDULE														
VOLTAGE	480 Y / 277	3 PHASE 4 WIRE	MAIN	1000A MLO			MOUNTING SURFACE		LOAD				DESCRIPTION	CKT NO
				1500	3000	6000	A	B	C	HTG	HTG	HTG		
BUSING	100 AMP	FAULT DUTY	FAULT DUTY	100	100	100	A	B	C	HTG	HTG	HTG		
CKT NO	DESCRIPTION	LOAD	NOTE	BKR	SEE RISER			A/C						
1	0.0	0.0	200	0.0	0.0	0.0	0.0	0.0	0.0					
3	0.0	0.0	200	0.0	0.0	0.0	0.0	0.0	0.0					
5	0.0	0.0	200	0.0	0.0	0.0	0.0	0.0	0.0					
7	0.0	0.0	200	0.0	0.0	0.0	0.0	0.0	0.0					
9	0.0	0.0	200	0.0	0.0	0.0	0.0	0.0	0.0					
11	0.0	0.0	200	0.0	0.0	0.0	0.0	0.0	0.0					
13	0.0	0.0	200	0.0	0.0	0.0	0.0	0.0	0.0					
15	0.0	0.0	200	0.0	0.0	0.0	0.0	0.0	0.0					
17	0.0	0.0	200	0.0	0.0	0.0	0.0	0.0	0.0					
19	0.0	0.0	200	0.0	0.0	0.0	0.0	0.0	0.0					
21	0.0	0.0	200	0.0	0.0	0.0	0.0	0.0	0.0					
23	0.0	0.0	200	0.0	0.0	0.0	0.0	0.0	0.0					
25	0.0	0.0	200	0.0	0.0	0.0	0.0	0.0	0.0					
27	0.0	0.0	200	0.0	0.0	0.0	0.0	0.0	0.0					
29	0.0	0.0	200	0.0	0.0	0.0	0.0	0.0	0.0					
31	0.0	0.0	200	0.0	0.0	0.0	0.0	0.0	0.0					
33	0.0	0.0	200	0.0	0.0	0.0	0.0	0.0	0.0					
35	0.0	0.0	200	0.0	0.0	0.0	0.0	0.0	0.0					
37	0.0	0.0	200	0.0	0.0	0.0	0.0	0.0	0.0					
39	0.0	0.0	200	0.0	0.0	0.0	0.0	0.0	0.0					
41	0.0	0.0	200	0.0	0.0	0.0	0.0	0.0	0.0					
LIGHTING				0.0	125%	0.0	TOTAL BUS KVA			NOTES				
RECEPT				0.0	NEC 220.44	0.0	A	B	C	1				
MOTORS				0.0	100%	0.0	0.0							
A/C				0.0	100%	0.0	0.0							
HEATING				0.0	100%	0.0	0.0							
KITCHEN				0.0	NEC 220.56	0.0	0.0							
MISC				0.0	100%	0.0	0.0							
TOTAL KVA				0.0	CALC KVA	0.0								
TOTAL AMP				0.0	CALC AMP	0.0								

NEW PANELBOARD "HNM" SCHEDULE														
VOLTAGE	480 Y / 277	3 PHASE 4 WIRE	MAIN	1000A MLO			MOUNTING SURFACE		LOAD				DESCRIPTION	CKT NO
				1500	3000	6000	A	B	C	HTG	HTG	HTG		
BUSING	125 AMP	FAULT DUTY	FAULT DUTY	100	100	100	A	B	C	HTG	HTG	HTG		
CKT NO	DESCRIPTION	LOAD	NOTE	BKR	SEE RISER			A/C						
1	0.0	0.0	200	0.0	0.0	0.0	0.0	0.0	0.0					
3	0.0	0.0	200	0.0	0.0	0.0	0.0	0.0	0.0					
5	0.0	0.0	200	0.0	0.0	0.0	0.0	0.0	0.0					
7	0.0	0.0	200	0.0	0.0	0.0	0.0	0.0	0.0					
9	0.0	0.0	200	0.0	0.0	0.0	0.0	0.0	0.0					
11	0.0	0.0	200	0.0	0.0	0.0	0.0	0.0	0.0					
13	0.0	0.0	200	0.0	0.0	0.0	0.0	0.0	0.0					

NEW PANEL "H5M" SCHEDULE table with columns for Voltage, Bus Size, Description, Load, and Total Conn. Includes sub-tables for Lighting, Receptacles, Motors, Heating, Kitchen, and Misc.

NEW PANELBOARD "LSA" SCHEDULE table with columns for Voltage, Bus Size, Description, Load, and Total Bus KVA. Includes sub-tables for Lighting, Receptacles, Motors, Heating, Kitchen, and Misc.

NEW PANELBOARD "LSB" SCHEDULE table with columns for Voltage, Bus Size, Description, Load, and Total Bus KVA. Includes sub-tables for Lighting, Receptacles, Motors, Heating, Kitchen, and Misc.

PANELBOARD "HUMA" SCHEDULE table with columns for Voltage, Bus Size, Description, Load, and Total Bus KVA. Includes sub-tables for Lighting, Receptacles, Motors, Heating, Kitchen, and Misc.

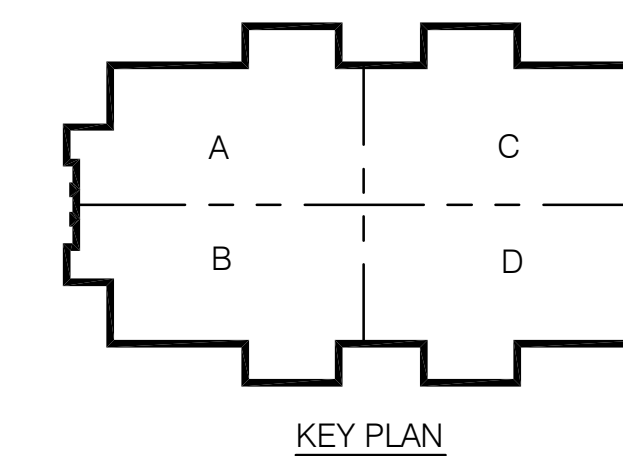
PANELBOARD "HUMB" SCHEDULE table with columns for Voltage, Bus Size, Description, Load, and Total Bus KVA. Includes sub-tables for Lighting, Receptacles, Motors, Heating, Kitchen, and Misc.

NEW PANELBOARD "HWL" SCHEDULE table with columns for Voltage, Bus Size, Description, Load, and Total Bus KVA. Includes sub-tables for Lighting, Receptacles, Motors, Heating, Kitchen, and Misc.

PANELBOARD "LWA" SCHEDULE table with columns for Voltage, Bus Size, Description, Load, and Total Bus KVA. Includes sub-tables for Lighting, Receptacles, Motors, Heating, Kitchen, and Misc.

NEW PANELBOARD "CLI" SCHEDULE table with columns for Voltage, Bus Size, Description, Load, and Total Bus KVA. Includes sub-tables for Lighting, Receptacles, Motors, Heating, Kitchen, and Misc.

PANELBOARD "CL2" SCHEDULE table with columns for Voltage, Bus Size, Description, Load, and Total Bus KVA. Includes sub-tables for Lighting, Receptacles, Motors, Heating, Kitchen, and Misc.



CONWAY & OWEN Mechanical • Electrical • Plumbing 1455 Bluegrass Lakes Pkwy. Alpharetta, Ga 30004 P: (770)950-9000 F: (770)950-9010 www.Conway & Owen.com

NOT FOR CONSTRUCTION

NOT FOR CONSTRUCTION GOODWYN MILLS CAWOOD 2660 EastChase Lane, Suite 200 Montgomery, AL 36117 Tel 334.271.3200 GMONETWORK.COM

ISSUE DATE 05.27.2016 50% CONSTR SET 06.27.2016 95% CONSTR SET 06.27.2016 FOLEY EVENT CENTER Foley, Alabama AMGMT50099 drawn by: checked by:

ELECTRICAL PANEL SCHEDULES E6.02 sheet of 000





### NEW PANELBOARD "HUL" SCHEDULE

VOLTAGE		200 Y / 120 3 PHASE 4 WIRE MAIN			100A MCB		MOUNTING SURFACE						
BUS NO	DESCRIPTION	LOAD	NOTE	BKR	PHASE	A	B	C	BKR	NOTE	LOAD	DESCRIPTION	GKLT NO
1		0.0		20/1	0.0				20/1		0.0		2
3		0.0		20/1	0.0				20/1		0.0		4
5		0.0		20/1	0.0				0.0		0.0		6
7		0.0		20/1	0.0				20/1		0.0		8
9		0.0		20/1	0.0				20/1		0.0		10
11		0.0		20/1	0.0				20/1		0.0		12
13		0.0		20/1	0.0				20/1		0.0		14
15		0.0		20/1	0.0				0.0		0.0		16
17		0.0		20/1	0.0				0.0		0.0		18
19		0.0		20/1	0.0				0.0		0.0		20
21		0.0		20/1	0.0				0.0		0.0		22
23		0.0		20/1	0.0				0.0		0.0		24
25		0.0		20/1	0.0				20/1		0.0		26
27		0.0		20/1	0.0				0.0		0.0		28
29		0.0		20/1	0.0				0.0		0.0		30
31		0.0		20/1	0.0				20/1		0.0		32
33		0.0		20/1	0.0				0.0		0.0		34
35		0.0		20/1	0.0				0.0		0.0		36
37		0.0		20/1	0.0				20/1		0.0		38
39		0.0		20/1	0.0				20/1		0.0		40
41		0.0		20/1	0.0				0.0		0.0		42

LIGHTING:	0.0	- 125% *	0.0	TOTAL BUS KVA	NOTES:	
RECEPT:	0.0	- NEC 220.44	0.0	A	B	C
MOTORS:	0.0	- 100%	0.0	0.0	0.0	0.0
A/C:	0.0	- 100%	0.0			
HEATING:	0.0	- 100%	0.0			
KITCHEN:	0.0	- NEC 220.56	0.0			
MISC:	0.0	- 100%	0.0			
TOTAL KVA:	0.0	CALC KVA	0.0			
TOTAL AMP:	0.0	CALC AMP:	0.0			

### PANELBOARD "LWA" SCHEDULE

VOLTAGE		200 Y / 120 3 PHASE 4 WIRE MAIN			250/3P MCB		MOUNTING SURFACE						
BUS NO	DESCRIPTION	LOAD	NOTE	BKR	PHASE	A	B	C	BKR	NOTE	LOAD	DESCRIPTION	GKLT NO
1	2ND FLOOR FLEX	0.0		20/1	1.4				20/1		0.0	REST ROOMS	2
3	2ND FLOOR FLEX	1.6		20/1		2.4			20/1		0.0	FLEX ELEC	4
5	2ND FLOOR LOBBY	1.0		20/1			2.0		20/1		1.0	LOBBY	6
7	2ND FLOOR LOBBY	1.0		20/1				2.0	20/1		1.0	LOBBY	8
9	2ND FLOOR FLEX	0.0		20/1	1.4				20/1		0.0	REFEREE	10
11	2ND FLOOR FLEX	1.6		20/1			2.0		20/1		1.2	TICKETS	12
13		0.0		20/1	0.0				20/1		0.0	REST ROOMS	14
15		0.0		20/1		0.0			20/1		0.0		16
17		0.0		20/1			0.0		20/1		0.0		18
19		0.0		20/1	0.0				20/1		0.0		20
21		0.0		20/1		0.0			20/1		0.0		22
23		0.0		20/1			0.0		20/1		0.0		24
25		0.0		20/1	0.0				20/1		0.0		26
27		0.0		20/1		0.0			20/1		0.0		28
29		0.0		20/1			0.0		20/1		0.0		30
31		0.0		20/1	6.0				20/1		6.0		32
33		0.0		20/1		6.0			100/3		6.0	CONCESSIONS PANEL 'CL1'	34
35		0.0		20/1			6.0		6.0		6.0		36
37		0.0		20/1	6.0				6.0		6.0	CONCESSIONS PANEL 'CL2'	38
39		0.0		20/1		6.0			100/3		6.0		40
41		0.0		20/1			6.0		6.0		6.0		42

LIGHTING:	0.0	- 125% *	0.0	TOTAL BUS KVA	NOTES:	
RECEPT:	12.8	- NEC 220.44	11.4	A	B	C
MOTORS:	0.0	- 100%	0.0	16.2	15.8	16.8
A/C:	0.0	- 100%	0.0			
HEATING:	0.0	- 100%	0.0			
KITCHEN:	36.0	- NEC 220.56	23.4			
MISC:	0.0	- 100%	0.0			
TOTAL KVA:	48.8	CALC KVA	34.8			
TOTAL AMP:	135.6	CALC AMP:	96.1			

### PANELBOARD "CL2" SCHEDULE

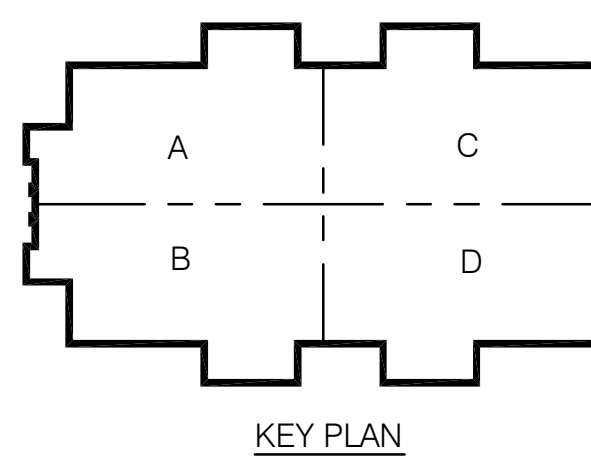
VOLTAGE		200 Y / 120 3 PHASE 4 WIRE MAIN			100A MCB		MOUNTING SURFACE						
BUS NO	DESCRIPTION	LOAD	NOTE	BKR	PHASE	A	B	C	BKR	NOTE	LOAD	DESCRIPTION	GKLT NO
1		0.0		20/1	0.0				20/1		0.0		2
3		0.0		20/1	0.0				20/1		0.0		4
5		0.0		20/1	0.0				0.0		0.0		6
7		0.0		20/1	0.0				20/1		0.0		8
9		0.0		20/1	0.0				20/1		0.0		10
11		0.0		20/1	0.0				20/1		0.0		12
13		0.0		20/1	0.0				20/1		0.0		14
15		0.0		20/1	0.0				0.0		0.0		16
17		0.0		20/1	0.0				0.0		0.0		18
19		0.0		20/1	0.0				0.0		0.0		20
21		0.0		20/1	0.0				0.0		0.0		22
23		0.0		20/1	0.0				0.0		0.0		24
25		0.0		20/1	0.0				20/1		0.0		26
27		0.0		20/1	0.0				0.0		0.0		28
29		0.0		20/1	0.0				0.0		0.0		30
31		0.0		20/1	0.0				20/1		0.0		32
33		0.0		20/1	0.0				0.0		0.0		34
35		0.0		20/1	0.0				0.0		0.0		36
37		0.0		20/1	0.0				20/1		0.0		38
39		0.0		20/1	0.0				20/1		0.0		40
41		0.0		20/1	0.0				0.0		0.0		42

LIGHTING:	0.0	- 125% *	0.0	TOTAL BUS KVA	NOTES:	
RECEPT:	0.0	- NEC 220.44	0.0	A	B	C
MOTORS:	0.0	- 100%	0.0	0.0	0.0	0.0
A/C:	0.0	- 100%	0.0			
HEATING:	0.0	- 100%	0.0			
KITCHEN:	0.0	- NEC 220.56	0.0			
MISC:	0.0	- 100%	0.0			
TOTAL KVA:	0.0	CALC KVA	0.0			
TOTAL AMP:	0.0	CALC AMP:	0.0			

### NEW PANELBOARD "CL1" SCHEDULE

VOLTAGE		200 Y / 120 3 PHASE 4 WIRE MAIN			100A MCB		MOUNTING SURFACE						
BUS NO	DESCRIPTION	LOAD	NOTE	BKR	PHASE	A	B	C	BKR	NOTE	LOAD	DESCRIPTION	GKLT NO
1		0.0		20/1	0.0				20/1		0.0		2
3		0.0		20/1	0.0				20/1		0.0		4
5		0.0		20/1	0.0				0.0		0.0		6
7		0.0		20/1	0.0				20/1		0.0		8
9		0.0		20/1	0.0				20/1		0.0		10
11		0.0		20/1	0.0				0.0		0.0		12
13		0.0		20/1	0.0				20/1		0.0		14
15		0.0		20/1	0.0				0.0		0.0		16
17		0.0		20/1	0.0				0.0		0.0		18
19		0.0		20/1	0.0				0.0		0.0		20
21		0.0		20/1	0.0				0.0		0.0		22
23		0.0		20/1	0.0				0.0		0.0		24
25		0.0		20/1	0.0				20/1		0.0		26
27		0.0		20/1	0.0				0.0		0.0		28
29		0.0		20/1	0.0				0.0		0.0		30
31		0.0		20/1	0.0				20/1		0.0		32
33		0.0		20/1	0.0				0.0		0.0		34
35		0.0		20/1	0.0				0.0		0.0		36
37		0.0		20/1	0.0				20/1		0.0		38
39		0.0		20/1	0.0				20/1		0.0		40
41		0.0		20/1	0.0				0.0		0.0		42

LIGHTING:	0.0	- 125% *	0.0	TOTAL BUS KVA	NOTES:	
RECEPT:	0.0	- NEC 220.44	0.0	A	B	C
MOTORS:	0.0	- 100%	0.0	0.0	0.0	0.0
A/C:	0.0	- 100%	0.0			
HEATING:	0.0	- 100%	0.0			
KITCHEN:	0.0	- NEC 220.56	0.0			
MISC:	0.0	- 100%	0.0			
TOTAL KVA:	0.0	CALC KVA	0.0			
TOTAL AMP:	0.0	CALC AMP:	0.0			



**CONWAY & OWEN**  
 Mechanical • Electrical • Plumbing  
 1455 Bluegrass Lakes Pkwy.  
 Alpharetta, Ga 30004  
 P: (678)350-9000 F: (678)350-9010  
 www.Conway & Owen.com

NOT FOR CONSTRUCTION

GOODWYN MILLS CAWOOD

2660 EastChase Lane, Suite 200 | Montgomery, AL 36117  
 Tel 334.271.3200 | GMCNETWORK.COM

ELECTRICAL PANEL SCHEDULES

FOLEY EVENT CENTER  
Foley, Alabama

AMGM150099

E5.01

sheet \_\_\_\_ of 000

ISSUE DATE

50% CONSTR SET	05.27.2016		
95% CONSTR SET	06.27.2016		

drawn by:  
checked by:

NOT FOR CONSTRUCTION