



**RIO RANCHO PUBLIC SCHOOLS
PROCUREMENT DEPARTMENT
ADDENDA #1**

DATE: May 17, 2024

RFP No. 2024-025-RADA

Project: Assessment Management and Data Warehouse System

RFP Submittal Deadline: May 30, 2024, @ 2:00 p.m. local time – (Electronic Submittal)

<https://vrapp.vendorregistry.com/Bids/View/BidsList?buyerId=056be398-47ac-419f-bf5d-2a8035f9fd27>

Question No. 1.: Will the district consider choosing separate vendors for the assessments and data warehouse/management system? Or does it need to be an all-in-one solution?

Response to Question No. 1.: A collaboration can occur if a proven demonstration of a seamless process is provided.

Question No. 2.: Please confirm that responses to the Scope of Work (Excel) document as part of the RFP should be included/submitted by vendors in the "Product Features, Technical Specifications, and Available Options" section of the proposal.

Response to Question No. 2.: Yes, the response to the Scope of Work (Excel) should be included in the sections for Product Features, Technical Specifications, and Available Options Evaluation.

Question No. 3.: Section 4.3 Proposal Organization – All pages should be numbered. Proposals should be organized in the same order as the evaluation criteria. Tabs for each evaluation criteria, Section 1 through 4 are helpful. Question: The Experiences and References evaluation criteria (section 1) requests vendors to provide details as requested in the Scope of Services. However, the title of Section 3 in the evaluation criteria (Product Features, Technical Specifications and Available Options) seems to indicate responses to the Scope of Services should be provided there. Please clarify where the district prefers responses to the Scope of Work document should be placed.

Response to Question No. 3.: Please refer to the response provided for Question No. 2 as the answer to this question.

Question No. 4.: Please confirm that responses to the Scope of Work (Excel) document as part of the RFP should be included/submitted by vendors in the "Product Features, Technical Specifications, and Available Options" section of the proposal.

Response to Question No. 4.: Please refer to the response provided for Question No. 2 as the answer to this question.

Question No. 5.: Please provide an estimate of how many (if any) assessments will need to be migrated from the existing system into the new assessment management solution.

Response to Question No. 5.: Unfortunately, our current vendor has stated that there is not a way to download our items or assessments into QTI files. In SY23/24 the district test administrator account created 147 item bank assessments. If any assistance could be provided with entering those items into a new vendor’s item bank from a Word or Google format, it would be greatly appreciated.

Question No. 6.: Can existing content (e.g., items, assessments) be exported out of your current assessment platform in QTI 2.1 format?

Response to Question No. 6.: We have been informed that there is not a way to download existing items and assessments into QTI format.

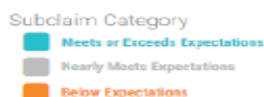
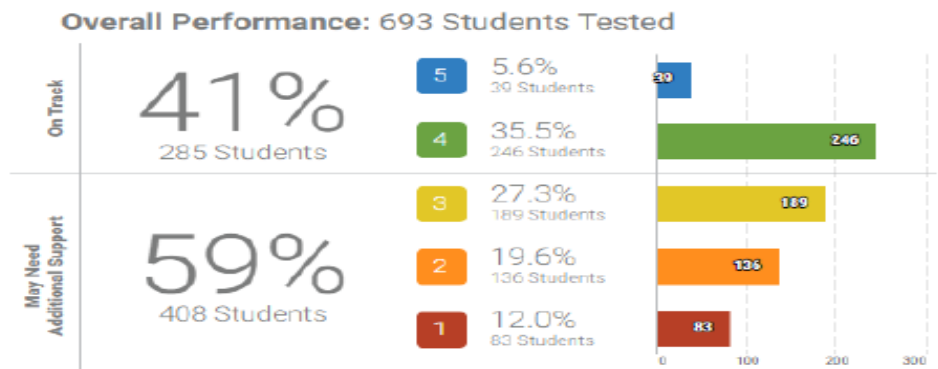
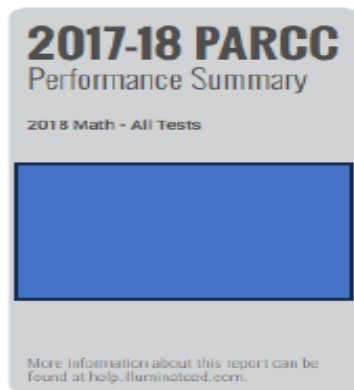
DOCUMENTATION: Sample Report Formats are hereby provided.

Sample Report Formats

We are open to a variety of formats but here are some sample reports which show the types of content we would like to have displayed.

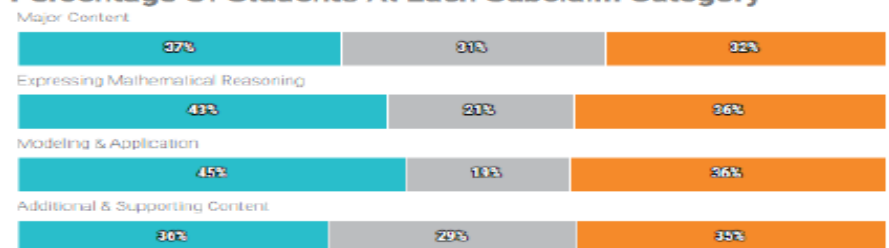
Sample Summary Report for State Accountability Data

(sample shows a report for a prior state assessment)



Generated on 05/17/2024 by Illuminate Education™

Percentage Of Students At Each Subclaim Category



ADDITIONAL FILTERS APPLIED: Students: All Students Add Student Group: All Students Classes: All Classes

Sample Roster Report for Interim Assessment Data

2024 NWEA MAP: All Tests

Percentile Range: ● 81-99 ● 61-80 ● 41-60 ● 21-40 ● 1-20

Student Name	Grade When Tested	Reading										Math				
		RIT				Percentile			RIT			Percentile		F		
		F	W	S	Typical F to S	F	W	S	F	W	S	Typical F to S	F		W	S
	4	224	221	227	5	95	89	91	230	240	242	11	98	99	98	
	4	185	187	184	11	26	19	10	196	199	214	12	43	36	59	
	4	193	199	186	10	44	44	12	195	205	211	12	40	51	51	
	4	185	181	185	11	26	11	11	196	196	197	12	43	28	19	
	4	200	194	212	8	60	33	67	203	209	232	12	62	62	92	
	4	209	202	213	7	78	52	69	198	199	210	12	48	36	49	
	4	188	201	194	10	32	49	25	198	199	216	12	48	36	64	
	4	193	184	196	10	44	14	29	197	200	210	12	45	38	49	
	4	202	197	212	8	64	40	67	208	210	227	12	74	65	85	
	4	230	225	222	4	98	93	85	203	203	217	12	62	46	66	
	4	220	213	217	6	92	76	77	209	205	212	12	76	51	54	
	4	183	194	181	11	23	33	7	191	193	205	12	30	22	36	
	4	205	204	207	8	71	56	55	196	198	209	12	43	33	46	
	4	211	212	216	7	82	74	75	201	208	225	12	56	59	82	
	4	189	189	194	10	35	23	25	182	187	189	12	12	12	8	
	4	221	229	228	5	93	95	92	220	222	222	11	93	88	77	
	4	202	196	194	8	64	37	25	204	206	223	12	64	54	79	

ADDITIONAL FILTERS APPLIED: Classes: All Classes Students: All Students Add

Sample Student Longitudinal Roster Report for WIDA EL Proficiency Assessment

Proficiency Levels: ● 6-Reaching ● 5-Bridging ● 4-Expanding ● 3-Developing ● 2-Emerging ● 1-Entering

Student ID	US Entry Date	Redesignation Date	English Proficiency	Test Year	Test Grade Level	LANGUAGE DOMAINS				COMPOSITES*			
						Listening	Speaking	Reading	Writing	Oral	Literacy	Comp	Overall**
				2021-22	1	● 6.0	● 2.2	● 2.0	● 1.9	● 3.8	● 1.9	● 3.8	● 2.6
				2020-21	K	● 6.0	● 6.0	● 1.4	● 2.0	● 6.0	● 1.7	● 1.8	● 2.6
			1	2022-23	4	● 6.0	● 3.5	● 4.8	● 4.0	● 6.1	● 4.1	● 6.0	● 4.6
				2021-22	3	● 2.1	● 3.5	● 5.2	● 3.5	● 2.8	● 3.8	● 3.5	● 3.5
				2020-21	2	● 5.9	● 4.3	● 5.3	● 3.3	● 4.8	● 3.7	● 5.5	● 4.0
				2019-20	1	● 5.0	● 2.9	● 3.8	● 3.1	● 3.5	● 3.3	● 4.1	● 3.3
				2018-19	K	● 2.1	● 1.5	● 1.3	● 2.0	● 1.8	● 1.6	● 1.5	● 1.7

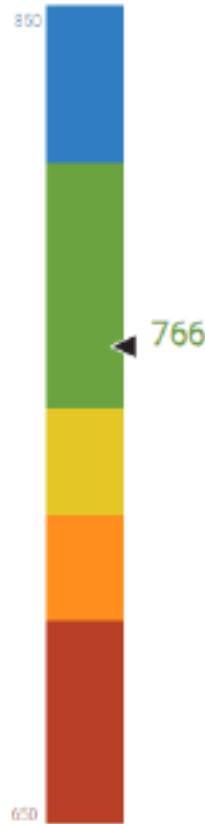
Sample Student Summary Report for a (prior) State Accountability Assessment

PARCC
Student Assessment
Results

More information about this report can be found at help.illuminate.com

2018 Grade 3 English Language Arts/Literacy

Overall Score



Reporting Category Levels

Subdomain Performance: + Meets or Exceeds Expectations - Nearly Meets Expectations + Below Expectations

Literary Text ↑

Informational Text -

Vocabulary -

Writing Expression ↑

Knowledge and Use of Language Conventions ↑

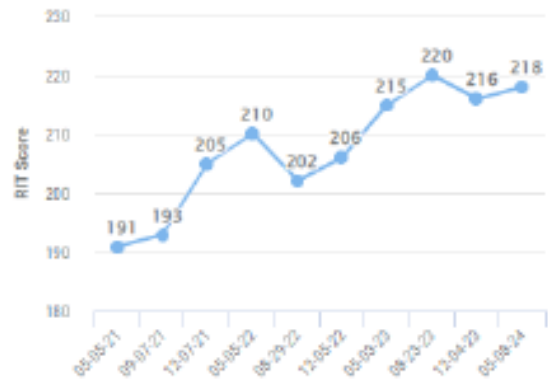
Performance Levels

- 5 Exceeded Expectations
- 4 Met Expectations
- 3 Approached Expectations
- 2 Partially Met Expectations
- 1 Did Not Yet Meet Expectations

Sample Student Longitudinal Report

Percentile Range ● 81-99 ● 61-80 ● 41-60 ● 21-40 ● 1-20

	Term	Test Date	RIT Score	Percentile	Lexile Level	Typical F to S Growth	Typical F to F Growth	Typical S to S Growth
READING	Spring 2023-2024	5/8/24	218	49	1035			4
	Winter 2023-2024	12/4/23	216	49	1000			
	Fall 2023-2024	8/23/23	220	65	1075	4	4	
	Spring 2022-2023	5/3/23	215	49	980			4
	Winter 2022-2023	12/5/22	206	33	805			
	Fall 2022-2023	8/29/22	202	32	730	7	6	
	Spring 2021-2022	5/5/22	210	47	880			4
	Winter 2021-2022	12/7/21	205	42	785			
	Fall 2021-2022	9/7/21	193	26	555	9	7	
	Spring 2020-2021	5/5/21	191	20	515			9



Sample Student Profile to be exported to electronic cum folder

Year	Test	Proficiency	Scaled Score	
NMMS5AASR - New Mexico MSSA & ASR				
2022-23	Grade 5 ELA	3 - Proficient	568	
2022-23	Grade 5 Mathematics	3 - Proficient	570	
2022-23	Grade 5 Science	2 - Nearing Proficiency	553	

NWEA 2023-2024 Reading Proficiency and Growth Measures	
2 Columns	Download
<u>2023-2024 NWEA Reading Fall Test RIT Score : 213</u>	<u>2023-2024 NWEA Reading Fall Test Percentile : 58</u>
<u>2023-2024 NWEA Reading Fall Lexile Score : 940</u>	<u>2023-2024 NWEA Reading Fall Projected Proficiency Level 2 : Level 3</u>
<u>2023-2024 NWEA Reading Winter Test RIT Score : 215</u>	<u>2023-2024 NWEA Reading Winter Test Percentile : 55</u>
<u>2023-2024 NWEA Reading Winter Lexile Score : 980</u>	<u>2023-2024 NWEA Reading Winter Projected Proficiency Level 2 : Proficient</u>
<u>2023-2024 NWEA Reading Spring Test RIT Score : 220</u>	<u>2023-2024 NWEA Reading Spring Test Percentile : 61</u>
<u>2023-2024 NWEA Reading Spring Lexile Score : 1075</u>	<u>2023-2024 NWEA Reading Spring Projected Proficiency Level 2 : Proficient</u>
<u>2023-2024 NWEA Reading Fall Typical Fall To Winter Growth : 3</u>	<u>2023-2024 NWEA Reading Winter Fall To Winter Observed Growth : 2</u>
<u>2023-2024 NWEA Reading Winter Fall To Winter Conditional Growth Percentile : 41</u>	<u>2023-2024 NWEA Reading Fall Typical Fall To Spring Growth : 5</u>
<u>2023-2024 NWEA Reading Spring Fall to Spring Observed Growth : 7</u>	<u>2023-2024 NWEA Reading Spring Fall to Spring Conditional Growth Percentile : 59</u>

Thank you for your interest in Rio Rancho Public Schools.

ACKNOWLEDGE ADDENDUM WITH RFP:

COMPANY/FIRM NAME

SIGNATURE

DATE