






# Original Contracted Scope for Trail



The contract states 2,155 In ft x 8 ft wide  
which equals 17,240 sq ft

-  Additional Sq Ft – 2,791 sq ft
-  Contracted Overlay on Asphalt – 16,304 sq ft
-  Contracted Overlay of Concrete – 912 sq ft



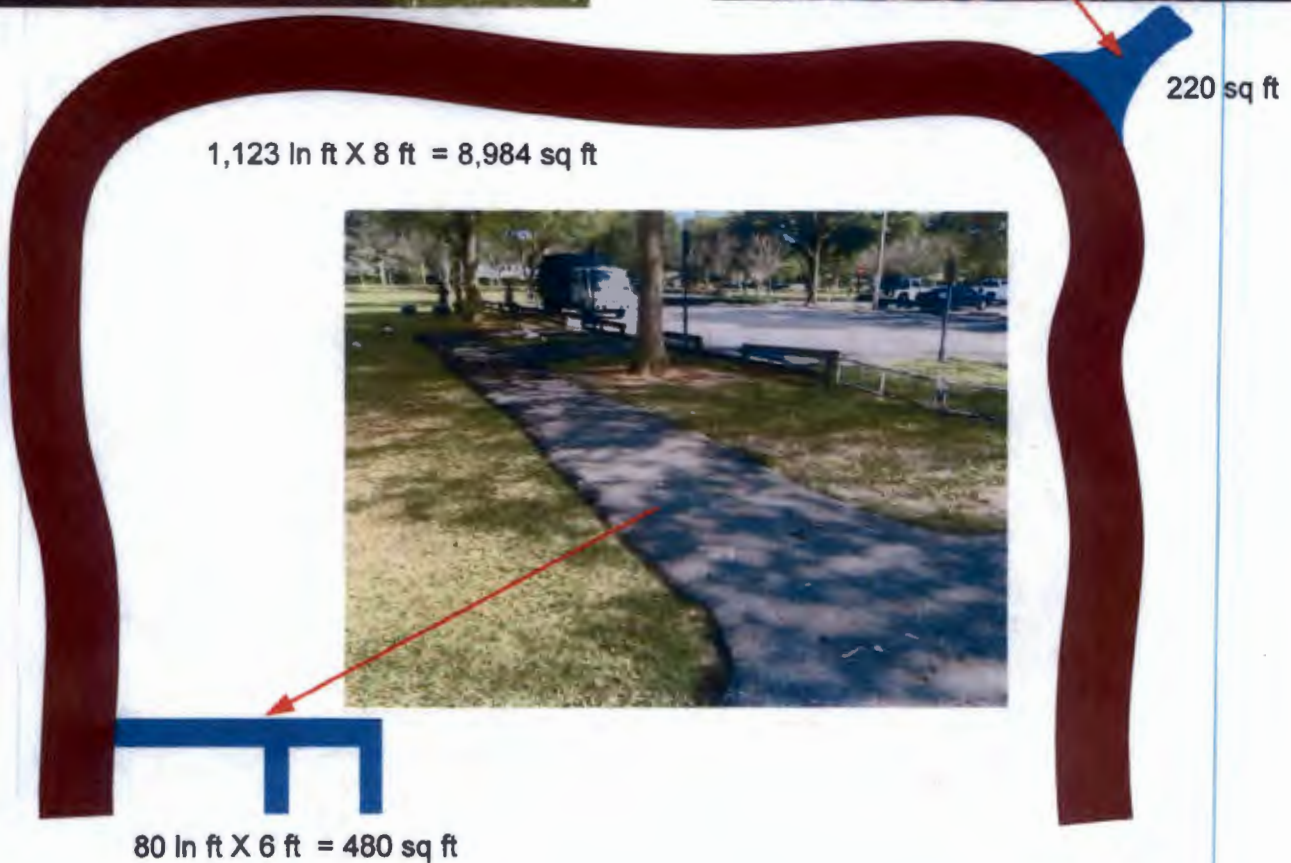
GPE Engineering & General Contractors  
PO Box 4582, Hialeah FL 33014  
P: (305) 828-5307 F: (305) 828-5325

**Village of Palmetto Bay  
Coral Reef Park Trail Phase I**

3/23/16	SIZE	FSCM NO	DWG NO	REV
	SCALE	NTS	SHEET	1 of 4



# Actual Trail Layout and Dimensions (North Section)



GPE Engineering & General Contractors  
 PO Box 4582, Hialeah FL 33014  
 P: (305) 828-5307 F: (305) 828-5325

## Village of Palmetto Bay Coral Reef Park Trail Phase I

3/23/16	SIZE	FSCM NO	DWG NO	REV
SCALE	NTS		SHEET	2 of 4

# Actual Trail Layout and Dimensions (South Section)



600 sq ft

915 ln ft X 8 ft = 7,320 sq ft



117 ln ft X 8 ft = 936 sq ft  
 30 ln ft x 8 ft = 240 sq ft  
 Total = 1,176 sq ft



GPE Engineering & General Contractors  
 PO Box 4582, Hialeah FL 33014  
 P: (305) 828-5307 F: (305) 828-5325

## Village of Palmetto Bay Coral Reef Park Trail Phase I

3/23/16	SIZE	FSCM NO	DWG NO	REV
SCALE	NTS	SHEET	3 of 4	



# Actual Trail Layout and Dimensions (Middle Section)



45 In ft X 7 ft = 315 sq ft



114 In ft X 8 ft = 912 sq ft



GPE Engineering & General Contractors  
PO Box 4582, Hialeah FL 33014  
P: (305) 828-5307 F: (305) 828-5325

**Village of Palmetto Bay  
Coral Reef Park Trail Phase I**

3/23/16	SIZE	FSCM NO	DWG NO	REV
SCALE	NTS		SHEET	4 of 4