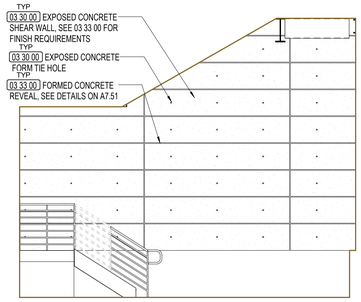


10

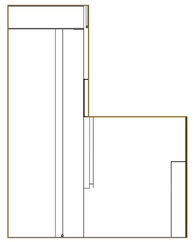

10S

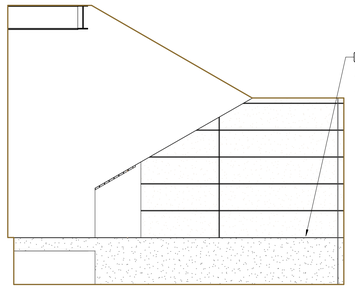


10W

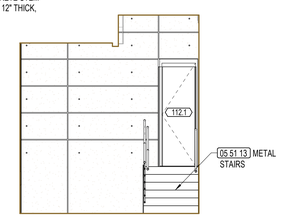


10N

10 A5.11 **L1 PIPE ENTRY ROOM 112**
1/4" = 1'-0"

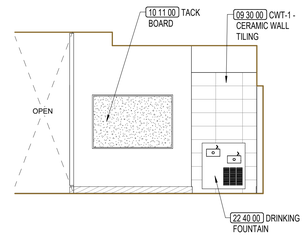


6W A5.11 **L1 - ELEVATOR LOBBY W**
1/4" = 1'-0"

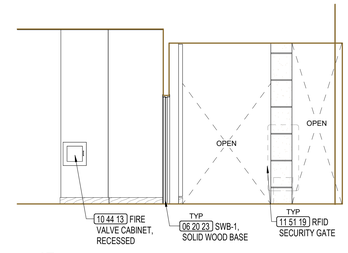


1E

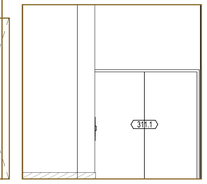


1S

1E A5.11 **STAIR A - L3 E**
1/4" = 1'-0"

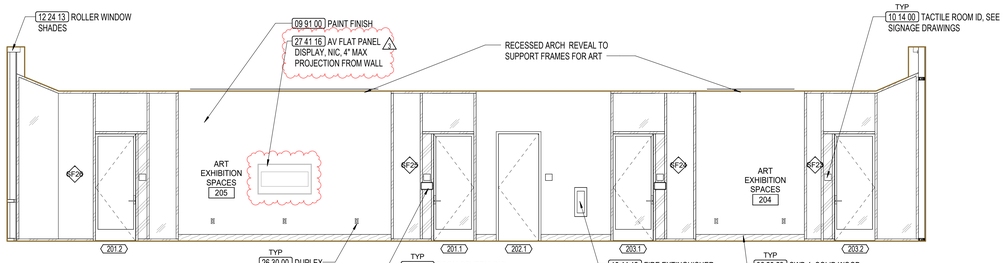


11 A5.11 **L2 - MAIN LOBBY - W**
1/4" = 1'-0"

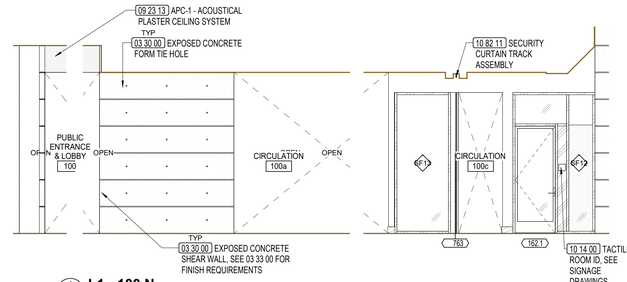


1 A5.11 **L1 - 100 N**
1/4" = 1'-0"

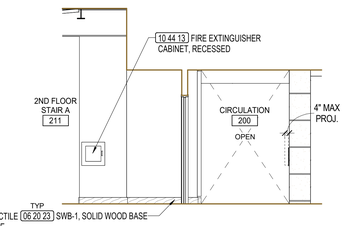


2E

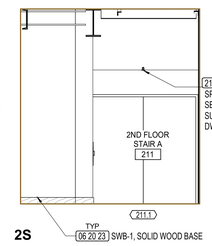


2S

2E A5.11 **STAIR A - L2 E**
1/4" = 1'-0"

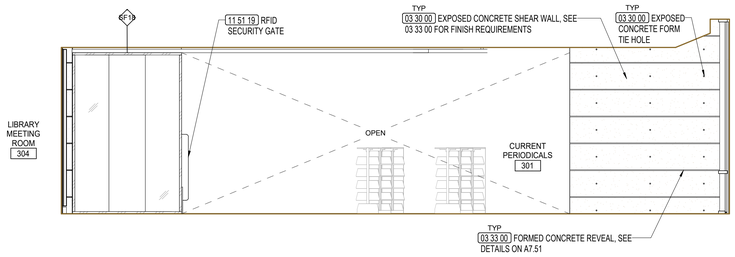


12 A5.11 **L3 - MAIN LOBBY - E**
1/4" = 1'-0"

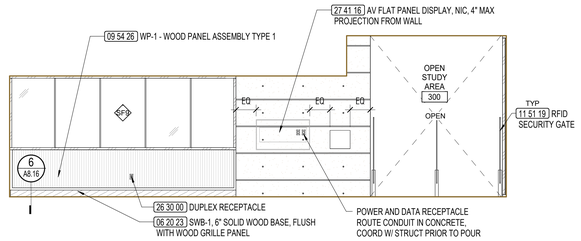


7 A5.11 **L3 - ELEVATOR LOBBY S**
1/4" = 1'-0"

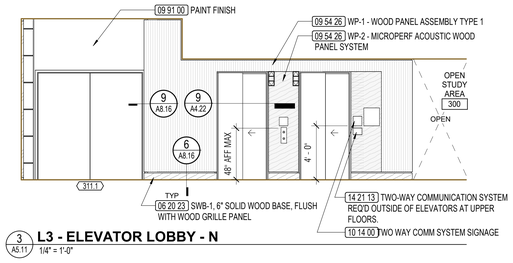


3 A5.11 **L3 - ELEVATOR LOBBY - N**
1/4" = 1'-0"

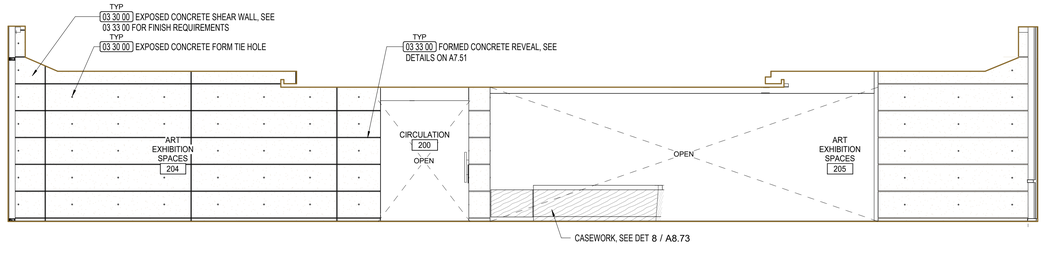


13 A5.11 **L2 - MAIN LOBBY - E**
1/4" = 1'-0"

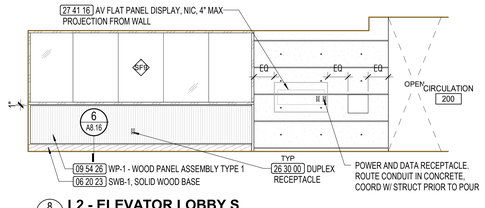


8 A5.11 **L2 - ELEVATOR LOBBY S**
1/4" = 1'-0"

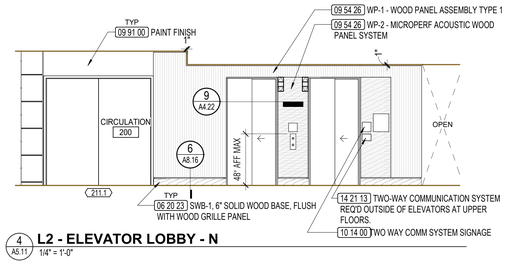


4 A5.11 **L2 - ELEVATOR LOBBY - N**
1/4" = 1'-0"

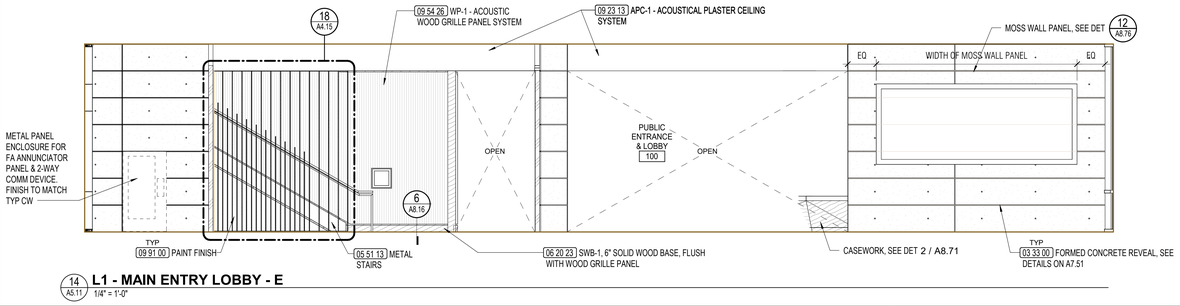


14 A5.11 **L1 - MAIN ENTRY LOBBY - E**
1/4" = 1'-0"

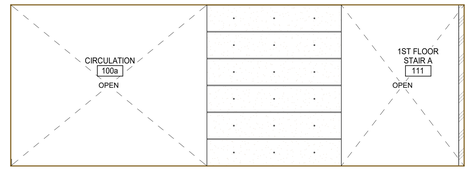


9 A5.11 **L1 - ELEVATOR LOBBY S**
1/4" = 1'-0"

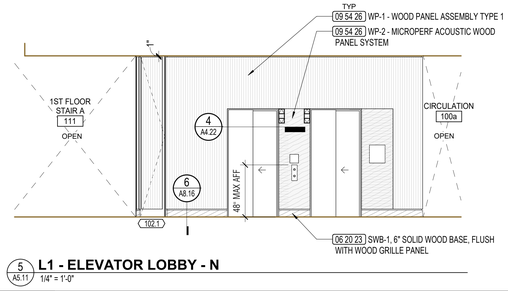


5 A5.11 **L1 - ELEVATOR LOBBY - N**
1/4" = 1'-0"

## GENERAL NOTES

1. SEE FLOOR PLANS FOR DOOR IDENTIFICATION
2. SEE LAYOUT PLANS FOR PARTITION IDENTIFICATION
3. SEE SHEET A2.51 FOR DOOR SCHEDULE.
4. SEE A4 SERIES FOR STAIR AND ELEVATOR SHEETS
5. SEE SHEET A8.10 FOR INTERIOR WALL PARTITION TYPES
6. SEE SHEET A8.16 FOR WALL FINISH ASSEMBLIES
7. SEE SHEETS A8.51 & A8.52 FOR INTERIOR STOREFRONT AND WINDOW TYPES
8. SEE SHEET A8.70 FOR CASEWORK TYPES
9. SEE A9.10 FOR ROOM FINISH SCHEDULE
10. APPLY 099646 INTUMESCENT FIREPROOFING TO ALL EXPOSED STEEL STRUCTURE, INCLUDING COLUMNS, BEAMS, AND ATTACHMENTS TYP. SPRAY PRIMARY STRUCTURAL STEEL MEMBERS HIDDEN FROM VIEW WITH 078100 APPLIED CEMENTITIOUS FIREPROOFING
11. SEE STRUCTURAL DRAWINGS FOR BACKING DETAILS

KEYNOTE LEGEND

| Key Value | Keynote Text |
|---|---|
| 03 30 00.A2 | 03 30 00 FORMED CONCRETE STEM WALL: 12" THICK, SSD |
| 03 30 00.B1 | 03 30 00 EXPOSED CONCRETE SHEAR WALL, SEE 03 33 00 FOR FINISH REQUIREMENTS |
| 03 30 00.B2 | 03 30 00 EXPOSED CONCRETE FORM TIE HOLE |
| 03 33 00.B3 | 03 33 00 FORMED CONCRETE REVEAL, SEE DETAILS ON A7.51 |
| 05 51 13 | 05 51 13 METAL STAIRS |
| 06 20 23.SWB1.1 | 06 20 23 SWB-1, SOLID WOOD BASE |
| 06 20 23.SWB1.2 | 06 20 23 SWB-1, 6" SOLID WOOD BASE, FLUSH WITH WOOD GRILLE PANEL |
| 09 23 13.APC1 | 09 23 13 APC-1 - ACOUSTICAL PLASTER CEILING SYSTEM |
| 09 30 00.A1 | 09 30 00 CWT-1 - CERAMIC WALL TILING |
| 09 54 26.WP1 | 09 54 26 WP-1 - WOOD PANEL ASSEMBLY TYPE 1 |
| 09 54 26.WP1.1 | 09 54 26 WP-1 - ACOUSTIC WOOD GRILLE PANEL SYSTEM |
| 09 54 26.WP2.1 | 09 54 26 WP-2 - MICROPERF ACOUSTIC WOOD PANEL SYSTEM |
| 09 91 00.A1 | 09 91 00 PAINT FINISH |
| 10 11 00.B1 | 10 11 00 TACK BOARD |
| 10 14 00.A3 | 10 14 00 TWO WAY COMM SYSTEM SIGNAGE |

KEYNOTE LEGEND

| Key Value | Keynote Text |
|---|---|
| 10 14 00.C1 | 10 14 00 TACTILE ROOM ID, SEE SIGNAGE DRAWINGS |
| 10 44 13.A2 | 10 44 13 FIRE EXTINGUISHER CABINET, RECESSED |
| 10 44 13.A3 | 10 44 13 FIRE EXTINGUISHER CABINET, SEMI RECESSED |
| 10 44 13.C2 | 10 44 13 FIRE VALVE CABINET, RECESSED |
| 10 82 11.B2 | 10 82 11 SECURITY CURTAIN TRACK ASSEMBLY |
| 11 51 19.A1 | 11 51 19 RFID SECURITY GATE |
| 12 24 13 | 12 24 13 ROLLER WINDOW SHADES |
| 14 21 23.A3 | 14 21 13 TWO-WAY COMMUNICATION SYSTEM REQ'D OUTSIDE OF ELEVATORS AT UPPER FLOORS. |
| 21 13 13.A1 | 21 13 13 SPRINKLER HEAD, SEE FIRE SUPPRESSION DWGS |
| 22 40 00.A1 | 22 40 00 DRINKING FOUNTAIN |
| 26 30 00.A1 | 26 30 00 DUPLEX RECEPTACLE |
| 27 41 16.A4 | 27 41 16 AV FLAT PANEL DISPLAY, NIC, 4" MAX PROJECTION FROM WALL |
| 27 41 16.A7 | 27 41 16 ROOM SCHEDULING DEVICE, SEE AV DWGS |

## LEGEND

**WOOD FINISHES**
SEE A8.16 FOR WOOD WALL FINISH DETAILS.

WOOD GRILLE
WOOD MICROPERF PANEL
WOOD FINISH

**MISC FINISHES**
FABRIC WRAPPED PANEL

**MISCELLANEOUS**
FIRE EXTINGUISHER CABINET

APPROVALS

NOLL & TAM ARCHITECTS
729 Heinz Avenue
Berkeley, CA 94710
tel 510.542.2200
fax 510.542.2201

CAVAGNERO
MARK CAVAGNERO ASSOCIATES ARCHITECTS
1345 Sansome Street, Suite 200 T: 415.398.6944
San Francisco, California 94111 F: 415.398.6943
www.cavagnero.com

SEAL

PROJECT TITLE

**Peralta Community College District**
**Laney Library & Learning Resource Center (Building 100 Replacement)**

900 Fallon Street, Oakland, CA 94607

**ISSUE FOR BID**

| | |
|---|---|
| ISSUE DATE | 03/31/23 |
| N&T JOB NUMBER | 21942 |

REVISIONS

| # | DATE | DESCRIPTION |
|---|---|---|
| 3 | 05/16/2024 | Addendum No. 03 |

SHEET TITLE
**INTERIOR ELEVATIONS - PUBLIC LOBBIES & 112**

SHEET NUMBER
**A5.11**

5/22/2024 2:51:10 PM Autodesk Docs://PCCD Laney Library LRC/PCCD Laney Library LRC.rvt