

CONTRACT DOCUMENTS AND SPECIFICATIONS  
for  
APRON PAVEMENT AND  
DRAINAGE REHABILITATION-  
PHASE 2

JACKSON COUNTY AIRPORT  
MAY 20, 2020

WKD #20190358.00.AT

Prepared for

JACKSON COUNTY  
67 ATHENS ST.  
JEFFERSON, GA 30549

Plans & Specifications  
Prepared by  
W.K. Dickson & Co., Inc.  
2120 Powers Ferry Road, Suite 100  
Atlanta, Georgia 30339  
Phone: (770) 955-5574



## TABLE OF CONTENTS

DIVISION I	Page
CONTRACT REQUIREMENTS	Numbers
Notice for Bidders	I-1 to I-4
Instructions to Bidders	I-5 to I-14
Contractor Contractual Requirements and Title VI Assurances	I-15 to I-53
<b>BID FORMS</b>	
Proposal	I-54 to I-57
Bid Bond	I-55
Equal Employment Opportunity (EEO) Report Statement	I-57
DBE Requirements	I-58
Listing of DBE Subcontractors	I-62 to I-63
DBE Letter of Intent	I-64
DBE Utilization Statement	I-65
Trade Restriction Certification	I-66
Buy American Certification	I-67 to I-69
Certification of Non-Segregated Facilities	I-70
Certification Regarding Debarment, Suspension, Ineligibility, And Voluntary Exclusion	I-71
Non-Collusion	I-72 to I-73
<b>CONTRACT FORMS</b>	
Contract	I-74 to I-77
Performance Bond	I-78 to I-79
Payment Bond (Labor and Materials Bond)	I-80 to I-81
<b>DIVISION II</b>	
<b>GENERAL PROVISIONS</b>	
Section 10 Definition of Terms	GP-1
Section 20 Proposal Requirements and Conditions	GP-9
Section 30 Award and Execution of Contract	GP-12
Section 40 Scope of Work	GP-14
Section 50 Control of Work	GP-17

Section 60 Control of Materials	GP-22
Section 70 Legal Regulations and Responsibility to Public	GP-25
Section 80 Execution and Progress	GP-31
Section 90 Measurement and Payment	GP-37

DIVISION III  
SPECIAL PROVISIONS

1.	General	III-1
2.	Preliminary Matters	III-1
3.	Correlation, Interpretation and Intent of Contract Documents	III-1
4.	Use of Premises	III-3
5.	Limitations of Work Area	III-4
6.	Cutting, Patching and Fitting	III-6
7.	Operation of Airport	III-6
8.	Airport Project Procedures (Construction Safety Plan)	III-8
9.	Insurance	III-9
10.	Contractor	III-11
11.	Owner	III-15
12.	Testing and Surveying	III-18
13.	Change in Contract Price	III-19
14.	Correction in Work before Final Payment	III-20
15.	Correction in Work after Final Payment	III-20
16.	Owner's Right to do Work	III-21
17.	Contractor, Subcontractor & Supplier Affidavit	III-22
18.	Dispute Resolution	III-22
19.	Taxes	III-25
20.	Severability	III-25
21.	Miscellaneous Contract Provisions	III-26
22.	Duties, Responsibilities and Limitations of Authority of Resident Project Representative	III-26
23.	Project Time and Liquidated Damages	III-27
24.	List of Drawings	III-28

DIVISION IV  
TECHNICAL SPECIFICATIONS

PART 1 – GENERAL CONSTRUCTION ITEMS

Item C-102 – Temporary Air and Water Pollution, Soil Erosion, and Siltation Control	C-102-1 to C-102-3
Item C-105 – Mobilization	C-105-1 to C-105-2

PART 2 – EARTHWORK

Item P-101 Surface Preparation	P-101-1 to P-101-3
Item P-152 Excavation, Subgrade, and Embankment	P-152-1 to P-152-10

PART 3 – FLEXIBLE BASE COURSES

Item P-209 Crushed Aggregate Base Course	P-209-1 to P-209-6
--	--------------------

PART 4 – RIGID BASE COURSES - Not Used

PART 5 – FLEXIBLE SURFACE COURSES - Not Used

PART 6 – RIGID PAVEMENT – Not Used

PART 7 – MISCELLANEOUS

Item P-602 Emulsified Asphalt Prime Coat	P-602-1 to P-602-3
Item P-603 Emulsified Asphalt Tack Coat	P-603-1 to P-603-3
Item P-605 Joint Sealants for Concrete Pavements	P-605-1 to P-605-4
Item P-610 Structural Portland Cement Concrete	P-610-1 to P-610-8
Item P-620 Runway and Taxiway Marking	P-620-1 to P-620-6
Item P-622 Crack and Joint Sealing – Bituminous Pavement	P-622-1 to P-622-5

PART 8 – FENCING - Not Used

PART 9 – DRAINAGE

Item D-701 Pipe for Storm Drains and Culverts	D-701-1 to D-701-10
Item D-702 Slotted Drains	D-702-1 to D-702-3
Item D-751 Manholes, Catch Basins, Inlets and Inspection Holes	D-751-1 to D-751-6
Item D-752 Concrete Culverts, Headwalls, and Miscellaneous Drainage Structures	D-752-1 to D-752-3

PART 10 – TURFING

Item T-901 Seeding

T-901-1 to T-901-5

Item T-905 Topsoil

T-905-1 to T-905-3

Item T-908 Mulching

T-908-1 to T-908-3

PART 11 – LIGHTING INSTALLATION - Not Used

SPECIFICATIONS BY GEORGIA DEPARTMENT OF TRANSPORTATION

Section 402 - Hot Mix Recycled Asphaltic Concrete

1 to 4

DIVISION V

APPENDICES

APPENDIX A

FAA AC 150/5370-2G - Operational Safety on Airports During Construction

1 to 95

APPENDIX B

Construction Safety and Phasing Plan

1 to 15

APPENDIX C

Report of Geotechnical Exploration Dated July 31, 2017,  
by Contour Engineering, LLC

1 to 39

# **DIVISION I**

## **CONTRACT REQUIREMENTS**

**Intentionally Left Blank**



## NOTICE TO BIDDERS

Sealed proposals will be received by Jackson County in the Finance Director's Conference Room of the Jackson County Administrative Building at 67 Athens Street, Jefferson, GA 30549, up to 10:00 **A.M.** , Thursday, June 18, 2020 and immediately thereafter publicly opened and read for the furnishing of labor, material and equipment for the apron pavement rehabilitation/ replacement and drainage.

Bids must be submitted on the complete project and must be enclosed in a sealed envelope, addressed to Jackson County, Attn: Myrna Yarbrough, **Purchasing Manager**, Jackson County Administrative Building, 67 Athens St., Jefferson, GA 30549. Outside of the envelope must be marked "Bid for Apron Pavement and Drainage Rehabilitation- Phase 2." Envelope must also bear, on the outside, the name of the bidder, bidder's address, and bidder's license number. All bids must be made on blank forms provided and included in the bound document or as provided by Addendum prior to bid.

A non-mandatory pre-bid conference will be held via teleconference on Thursday, June 4, 2020 at 9:00 AM EDT. If you are interested in participating in the pre-bid call, please e-mail a request for call-in instructions to Michael Joseph at [mjoseph@wkdickson.com](mailto:mjoseph@wkdickson.com).

Bidders shall contact Jackson County Airport at (706) 367-1493 to arrange for a pre-bid site visit.

Address any questions regarding this Notice in writing to Michael Joseph, WK Dickson, at [mjoseph@wkdickson.com](mailto:mjoseph@wkdickson.com).

All questions must be received by WK Dickson by Wednesday, June 10, 2020, at 5:00 PM EDT. Questions received after this date and time may not receive responses before the bid opening.

The work shall consist of the furnishing of labor, material, and equipment for the Apron Pavement and Drainage Rehabilitation- Phase 2.

Each proposal shall be accompanied by a cash deposit or certified check, drawn on some bank or trust company insured by the Federal Deposit Insurance Corporation, in an amount equal to not less than five percent of the proposal. In lieu thereof, the bidder may offer a bid bond of five percent of the bid prepared on the Bid Bond form contained within the Contract Documents or a Surety Company's Standard Bid Bond form, duly executed by the Bidder as principal and executed by a surety company licensed under the laws of Georgia to execute such bonds and listed in the latest issue of U. S. Treasury Circular 570, conditioned that the surety will, upon demand, forthwith make payment to the obligee upon said bond if the bidder fails to execute the contract in accordance with the bid bond. Said deposit shall be retained by the Owner as liquidated damages in event of failure of the successful bidder to execute the contract within ten days after the award or to give satisfactory surety as required by law.

Plans, Specifications, and Contract Documents are available for purchase online only by going to Plan Room at [www.wkdickson.com](http://www.wkdickson.com). Please note that only registered plan holders may bid as a General Contractor. Bid packages will be available for free download and viewing from the Jackson County website or at [www.vendorregistry.com](http://www.vendorregistry.com). Contact person is Myrna Yarbrough, Purchasing Manager, at 706-367-6309.

All Contractors are hereby notified that they must have proper licenses under the state law for their trades. General Contractors are notified that applicable statues of Georgia will be observed in receiving and awarding general contracts.

The State Department of Transportation and the United States Government have agreed to reimburse the Owner for portions of the project costs. The Owner will not accept or consider proposals from any contractor whose name, at the time of opening of bids or award, appears on the then-current list of ineligible contractors published by the Comptroller General of the United States under Section 5.6 (b) of the Regulations of the Secretary of Labor (29) CFR nor a proposal from any firm, corporation, partnership, or proprietorship in which an ineligible contractor who, at the time of the opening of bids or the award, is removed from the Georgia Department of Transportation's list of prequalified contractors.

By submitting a bid the Contractor certifies that he has under his direct control, or at his disposal, the men, equipment, and materials required to execute this work as specified. Lack of such control or availability of men, equipment, or materials shall constitute failure to properly execute the Contract. Performance and Labor and Material Payment Bonds will be required for 100% of the Contract price, with a surety or sureties legally authorized to do business in the State of Georgia.

A bid may be withdrawn only as provided by the applicable Georgia General Statutes. If a bid is withdrawn within 30 days of the bid opening, the Bid Guaranty shall be forfeited; provided that, if the request to withdraw is made pursuant to G.S. 143-129.1 not later than 72 hours after the opening of bids and if the withdrawal is allowed, the owner may return the Bid Guaranty.

Proposals submitted without the prescribed information may be rejected.

All Bidders should be aware that the date, time, and location for Proposal Submittal and Opening may be modified by Addendum.

The project is conditioned upon the receipt of federal funding under provisions of the Airport and Airways Safety and Capacity Expansion Act of 1987. Certain mandatory federal requirements apply to this solicitation and will be made part of any contract awarded.

1. Buy American Preference (Title 49 United States Code, Chap 501);
2. Foreign Trade Restriction (49 CFR Part 30);

3. Disadvantaged Business Enterprise (49 CFR Part 26);
4. Davis-Bacon Act (29 CFR Part 5);
5. Equal Employment Opportunity (Executive Order 11246 and DOL Regulation 41 CFR Part 60);
6. Goals for Minority and Female Participation (41 CFR Part 60-4.2);
7. Certification of Non-Segregated Facilities (41 CFR Part 60-1.8);
8. Debarment, Suspension, Ineligibility and Voluntary Exclusion (49 CFR Part 29)
9. Drug-Free Workplace Act of 1988 (41 USC 702-706).

The requirements of 49 CFR Part 26, Regulations of the U.S. Department of Transportation, apply to this contract. It is the policy of the Jackson County to practice nondiscrimination based on race, color, sex, or national origin in the award or performance of this contract. All firms qualifying under this solicitation are encouraged to submit bids/proposals. Award of this contract will be conditioned upon satisfying the requirements of this bid specification. These requirements apply to all bidders/offerors, including those who qualify as DBE. A DBE contract goal of 7.27% has been established for this contract. The bidder/offeror shall make good faith efforts, as defined in Appendix A, 49 CFR Part 26 (Attachment 1), to meet the contract goal by utilizing DBEs in the performance of this contract.

The apparent successful bidder will be required to submit in the "Proposal" section of his bid the information concerning the DBE that will participate in this contract. This information will include: (1) the names, addresses and telephone numbers of Georgia licensed DBE firms that will participate in the contract; (2) a description of the work that each DBE firm will perform; (3) the dollar amount of the participation of each DBE firm participating; (4) written documentation of the bidder/offeror's commitment to use a DBE subcontractor whose participation it submits to meet the contract goal; and (5) written confirmation from the DBE that it is participating in the contract as provided in the commitment made under (4).

If the bidder fails to achieve the contract goal stated herein, he will be required to provide documentation demonstrating that he made a good faith effort. The bidder's documentation shall be submitted in accordance with the provisions outlined in the Proposal.

Address questions to:

Michael Joseph  
W.K. Dickson & Co., Inc.  
2120 Powers Ferry Road, Ste. 100  
Atlanta, GA 30339  
(770) 955-5574  
mjoseph@wkdickson.com

The Owner reserves the right to reject any or all bids and to waive informalities and technicalities.

Tom Crow, Chairman, Jackson County Board of Commissioners  
Jackson County  
67 Athens St.  
Jefferson, GA 30549

**Intentionally Left Blank**

## INSTRUCTIONS TO BIDDERS

The terms "Proposal" or "Bid" shall refer to the written offer of the bidder (or "proposer") (when submitted on the approved bid/proposal form) to perform the contemplated work and furnish the necessary materials in accordance with the provisions of the plans and specifications. The terms "proposal" and "bid" may be used interchangeably throughout the contract documents. The bid, to be considered, must be submitted in accordance with the complete set of documents including the plans, and bidders are specifically directed to review the bid forms, these Instructions to Bidders, and the General Provisions.

### 1. PROPOSALS

Proposals must be made in strict conformity with the "Proposal" provided and these Instructions to Bidders. **The Proposal should be submitted in a sealed envelope on or before the specified bid date.** The Proposal should not be detached from the documents. All blank spaces for bids and alternatives must be properly filled in (written in ink or typed). Unit Prices shall be stated both in words and numerals. The total prices for a bid item shall also be stated both in words and numerals. The total amount bid shall be stated both in words and numerals in the proper place in the proposals form. The complete form shall be without alterations or erasures. In case of conflict between words and numerals, the words, unless obviously incorrect, shall govern.

The bidder shall complete the form of proposal as follows:

- a. If the documents are executed by a sole proprietor, that fact shall be evidenced by the word "Owner" appearing after the name of the person executing them.
- b. If the documents are executed by a partnership, that fact shall be evidenced by the word "Partner" appearing after the name of the partner executing them.
- c. If the documents are executed by a corporation, they shall be executed in the name of the corporation by either the President or the Vice President and attested by the Secretary or Assistant Secretary and its seal shall be impressed on each copy of the documents.
- d. All signatures must be in ink and properly witnessed.

Proposals shall be addressed and delivered on or before 10:00 AM, June 18, 2020. Bids shall be addressed and delivered to the Jackson County, ATTN: Ms. Myrna Yarbrough, Purchasing Manager, Finance Director's Conference Room, and enclosed in a sealed envelope, as required by the General Provisions Section 20, PROPOSAL REQUIREMENTS AND CONDITIONS.

It shall be the responsibility of the bidder to deliver his bid package to the proper official at the appointed time and place prior to the announced time for the opening of bids. Later delivery of the bid package for any reason shall disqualify the bid. A bidder may

withdraw a bid provided that the bidder's request for withdrawal is received by the owner in writing or by telegram before the time specified for the opening of bids.

Modifications to bids will be accepted only if such modifications are delivered in writing (including telegram) to the Owner prior to the time for the opening of bids. Should the bidder find discrepancies in or omissions from the drawings or documents, or should he be in doubt as to the meaning of anything in the documents, he shall at once notify the Engineer, in writing, who, when necessary, will send a written instruction to all bidders through the issuance of an addendum to the contract documents. Neither, the Owner, nor the Engineer nor their representatives will be responsible for any oral instruction or interpretation. If plans and specifications are found to disagree after the Contract is awarded, the Engineer shall be the judge as to what was intended.

## 2. PROPOSAL GUARANTY

Each bid shall be accompanied by a cash deposit, or a certified check drawn on a bank or trust company insured by the FDIC, or a bid bond in an amount not less than **five percent (5%)** of the bid, said deposit to be retained by the Owner as liquidated damages should the successful bidder fail to properly execute the Contract within ten (10) days after the award and to give satisfactory surety as required by law.

## 3. QUALIFICATIONS OF BIDDERS

To demonstrate qualifications to perform the work, the Successful bidder must submit within seven (7) days of the opening of bids evidence which may be required by the Owner, such as, but not limited to, financial data and previous experience. Each bid must contain evidence of the bidder's qualification to do business in the State where the project is located. Conditional or qualified bids will not be accepted. In addition, pertinent provisions of item 7, of this section, determine additional requirements for qualifications of bidders.

By submission of a bid the bidder agrees, that if awarded a contract, to perform the work and with his own organization, work equivalent to at least **twenty-five percent (25%)** of the total amount of the work to be performed under the Contract. If during the progress of the work hereunder, The Contractor requests an adjustment of such percentage and the Engineer determines that it would be to the Owner's advantage, the percentage of the work required to be performed by the Contractor's organization may be adjusted; PROVIDED prior written approval of such adjustment is obtained from the Engineer.

All bidders must be properly licensed in the State of Georgia and must indicate their current license number on the outside of the sealed envelope containing their bid. Additional requirements for bid submission are specified in other items in this section.

#### **4. EXAMINATION OF CONTRACT DOCUMENTATION AND SITE**

Before submitting a bid, each bidder must:

- a.** examine the bidding documents thoroughly;
- b.** visit the site to familiarize himself with local conditions that may in any manner affect cost, progress or performance of the work;
- c.** familiarize himself of federal, state and local laws, ordinances, rules and regulations that may in any manner affect cost, progress or performance of the work;
- d.** study and carefully correlate bidder's observations with the Drawings and Specifications; and
- e.** notify the Engineer in writing of any conflicts, errors or discrepancies.

Before submitting a bid, the bidder may, at his own expense and assuming all risks, make any additional investigations and/or tests as the bidder may deem necessary for him to prepare his bid for performance of the work in accordance with the time, price and other terms and conditions of the Contract Documents. On request in advance, the Owner will provide each bidder access to the site to conduct such explorations and tests as each bidder deems necessary for submission of a bid. The bidder shall upon completion of such explorations fill and compact as necessary all holes, and clean and restore the site to its former condition.

The Submission of a bid will constitute an incontrovertible representation by the bidder that he has complied with every requirement to bid the project and that the Contract Documents are sufficient in scope and detail to indicate and convey understanding of all terms and conditions for performance of the work.

#### **5. ADDENDA**

All questions concerning the meaning or intent of the Contract Documents are to be directed to the Engineer. During the bidding process, such inquiries must be made in writing. Interpretations or clarifications considered necessary by the Engineer in response to such questions will be made through the issuance of addenda to the Contract Documents. Any addenda to the Contract Documents issued during the time of bidding will be considered a part of the Contract Documents and will become a part of the Contract. Receipt of addenda shall be acknowledged by the bidder on the bid form.

#### **6. INTERPRETATION OF ESTIMATED PROPOSAL QUANTITIES**

An estimate of quantities of work to be done and materials to be furnished under these specifications is given in the proposal. It is given only as a basis for comparison of proposals and the award of the Contract. The Owner does not expressly or by implication agree that the actual quantities involved will correspond exactly therewith;



nor shall the bidder plead misunderstanding or deception because of such estimated quantities, or of the character, location, or other conditions pertaining to the work. Payment to the Contractor will be made only for the actual quantities of work performed or materials furnished in accordance with the plans and specifications. It is understood that the quantities may be increased or decreased without in any way invalidating the unit bid price.

## 7. BID CONDITIONS (DBE PROGRAM)

The following bid conditions apply to the bidders for this United States Department of Transportation (DOT) assisted contract. Submission of a bid/proposal by a prospective contractor shall constitute full acceptance of these bid conditions.

**A. Definition.** Disadvantaged Business Enterprises (DBE) as used in this Contract shall have the same meaning as defined in 49 CFR Part 26.

**B. Policy.** It is the policy of the (DOT) that DBE's as defined in 49 CFR Part 26 shall have the maximum opportunity to participate in the performance of contracts financed in whole or in part with federal funds under this agreement. Consequently, the DBE requirements of 49 CFR Part 26 apply to this agreement.

**C. DBE Obligation.** The Contractor or Subcontractor shall not discriminate on the basis of race, color, national origin, or sex in the performance of this contract. The Contractor shall carry out applicable requirements of 49 CFR Part 26 in the award and administration of DOT-assisted contracts. Failure by the Contractor to carry out these requirements is a material breach of this Contract, which may result in the termination of the Contract or such other remedy, as the recipient deems appropriate.

**D. Compliance.** All bidders, potential contractors, and subcontractors for this DOT assisted contract are hereby notified that failure to carry out the DOT policy and the DBE obligation, as set forth above, shall constitute a breach of contract which may result termination of the Contractor such other remedy as deemed appropriate by the Owner and the FAA.

**E. Subcontract Clause.** Bidders and potential contractors hereby assure that they will include the above clauses in all subcontracts which offer further subcontracting opportunities.

**F. Prompt Payment.** The prime contractor agrees to pay each subcontractor under this prime contract for satisfactory performance of its contract no later than [fifteen (15)] days of receipt of each payment the prime contractor receives from the owner. The prime contractor agrees further to return retainage payments to each subcontractor within [fifteen (15)] days after the subcontractors work is completed. Any delay or

postponement of payment from the above referenced time frame may occur only for good cause following written approval of recipient. This clause applies to both DBE and non-DBE subcontractors.

**G Contract Award.** Bidders are hereby advised that meeting DBE subcontract goals or making an acceptable good faith effort to meet such goals are conditions of being awarded this DOT assigned contract. The Civil Rights Division of the Federal Aviation Administration will make the final determination on whether an acceptable good faith effort was made. If the FAA determines that a good faith effort has not been made, then the bid will be considered non-responsive.

The Owner proposes to award the Contract to the lowest responsive and responsible bidder submitting a reasonable bid provided he has met the goals for DBE participation or, if failing to meet the goals, he has made an acceptable good faith effort to meet the established goals for DBE participation. Bidder is advised that the Owner reserves the right to reject any or all bids submitted.

**H. DBE Participation Goals.** The attainment of goals established for this Contract is to be measured as a percentage of the total dollar value of the Contract. The goals established for this Contract (based on historical and availability, references to be performed by DBE's) are as follows: 7.27%

**I. Available DBE's.** Real-time information about firms doing business with the Department and firms that are certified through Georgia's Unified Certification Program is available in the Directory of Contractors. The Directory can be accessed by the link on the Department's homepage or by entering:  
<http://www.dot.state.ga.us/DOINGBUSINESS/dbePrograms> in the address bar of your web browser. Only firms identified as DBE certified in this Directory can be utilized to meet the contract goals.

The listing of an individual firm in the Department's directory shall not be construed as an endorsement of the firm's capability to perform certain work.

**J. Contractor's Required Submission.** The Owner requires the submission of the information described in the Proposal section of the Contract Documents with the bid proposal. Certain other DBE information may also be required.

All bidders failing to meet the established contract goal(s) will also be required to submit information to assist the Owner in determining whether or not the Contractor made acceptable good faith efforts to meet the Contract goal(s). This information shall be submitted with the bid and shall consist of the forms provided in the Proposal section, backup documentation required by the forms in the Proposal section and other information the Bidder wishes to submit to document the good faith efforts made. This

information will be reviewed by the Owner and subsequently forwarded by the Owner to the Civil Rights Division of the Federal Aviation Administration for review. **Failure to submit this information with the bid will result in the bid being considered non-responsive.**

Suggested guidance for use in determining if good faith efforts were made by a Contactor is included in 49 CFR Part 26.

The following factors will be used to determine if the bidder has made adequate good faith effort:

1. Whether the bidder attended any pre-bid meetings that were scheduled by the Department to inform DBE's of contracting and subcontracting opportunities.
2. Whether the bidder provided solicitations through all reasonable and available means (e.g. advertising in newspapers owned and targeted to the Disadvantaged) at least 10 calendar days prior to bid opening).
3. Whether the bidder provided written notice to all DBEs listed in the GDOT Directory, within the Divisions and surrounding Divisions where the project is located, that specialize in the areas of work (as noted in the DBE Directory) that the bidder will be subletting.
4. Whether the bidder followed up initial solicitations of interest by contacting DBE's to determine with certainty whether the DBE's were interested.
5. Whether the bidder selected portions of work to be performed by DBE's in order to increase the likelihood of meeting the contract goal(s). This includes, where appropriate, breaking out contract work items into economically feasible units to facilitate DBE participation, even when the bidder might otherwise perform these work items with its own forces.
6. Whether the bidder provided interested DBE's with adequate information about plans, specifications and requirements of the Contract.
7. Whether the bidder negotiated in good faith with interested DBE's, not rejecting DBE's as unqualified without sound reasons based on a thorough investigation of their capabilities. Any rejection should be noted in writing with a description as to why an agreement could not be reached.
8. Whether quotations were received from interested DBE firms but rejected as unacceptable without sound reasons why the quotations were considered unacceptable. The fact that the DBE firms quotation for the work is not the

lowest quotation received will not in itself be considered as a sound reason for rejecting the quotation as unacceptable. The fact that the bidder has the ability and/or desire to perform the contract work with its own forces will not be considered as sound reason for rejecting a DBE quote. Nothing in this provision shall be construed to require the bidder to accept unreasonable quotes in order to satisfy contract goals.

9. Whether the bidder specifically negotiated with subcontractors to assume part of the responsibility to meet the contract DBE goal when the work to be sublet includes potential for DBE participation.

10. Whether the bidder made any efforts and/or offered assistance to interested DBEs in obtaining the necessary equipment, supplies, materials, insurance, and/or bonding to satisfy the work requirements in the bid proposal.

11. Any other evidence that the bidder submits which show that the bidder has made reasonable good faith efforts to meet the contract goal.

**K. Contractor Assurances.** The bidder hereby assures that he will meet one of the following, as appropriate:

- a. The DBE participation goals as established in Paragraph H above.
- b. The actual proposed DBE participation percentage shown by the bidder in the Proposal section.

Agreements between bidder/proposer and a DBE in which the DBE promises not to provide subcontracting quotations to other bidders/proposers are prohibited. The bidder shall make a good faith effort to replace a DBE subcontractor that is unable to perform successful with another DBE subcontractor. Substitution must be coordinated with and approved by the Owner.

The bidder shall establish and maintain records and submit regular reports, as required, which will identify and assess progress in achieving DBE subcontract goals and other DBE affirmative action efforts.

## **8. AWARD OF CONTRACT**

Award of the Contract will be made to the lowest responsive and responsible bidder as soon as practicable.

The Owner reserves the right to reject any or all bids and to waive informalities and minor irregularities.

The Owner may require the apparent low bidder to prove himself to be a responsible bidder by requesting the bidder to provide financial statements, experience in completion of similar projects, the names of holders of trade licenses and similar information.

The Georgia Department of Transportation has agreed to reimburse the Owner for portions of the project costs. The Owner will not accept or consider proposals from any Contractor whose name, at the time of opening of bids or award, appears on the current list of ineligible contactors published by the Comptroller General of the United States under Section 5.6 (b) of the Regulations of the Secretary of Labor (29 CFR Part 5), the state Department of Transportation list of ineligible Contractors nor a proposal from any firm, corporation, partnership or proprietorship in which an ineligible Contractor has a substantial interest.

## **9. CANCELLATION OF AWARD**

The Owner reserves the right to cancel the award without liability to the bidder, except return of the bid guaranty, at any time before a contract has been fully executed by all parties and approved by the Owner. Award of this Contract is subject to the receipt of a grant from the FAA/GA Division of Aviation.

## **10. PERFORMANCE AND LABOR AND MATERIALS PAYMENT BONDS**

The Contractor shall furnish Performance, Labor, and Materials Payment surety bonds in the form indicated in the Contract Documents executed by a surety company authorized to do business in the state. Each such bond shall be in an amount equal to one hundred percent (100%) of the Contract price. Separate surety bonds shall be provided for the faithful performance of the Contract, for the payment of all persons performing labor on the project, and for furnishing materials in connection therewith.

## **11. BIDS TO BE RETAINED**

No bid shall be withdrawn within 120 days after the scheduled time for the receipt of bids pending the execution of a Contract between the Owner and the successful bidder. Should the successful bidder default and not execute a contract, the Contract may be offered to the next lowest and responsible bidder. In this event the low bidder's bid guaranty will be kept by the Owner as liquidated damages.

**Intentionally Left Blank**

**CONTRACTOR CONTRACTUAL REQUIREMENTS  
AND  
TITLE VI ASSURANCES**

## IL RIGHTS ACT OF 1964, TITLE VI - CONTRACTOR CONTRACTUAL REQUIREMENTS

### GENERAL CIVIL RIGHTS PROVISIONS

The contractor agrees to comply with pertinent statutes, Executive Orders and such rules as are promulgated to ensure that no person shall, on the grounds of race, creed, color, national origin, sex, age, or disability be excluded from participating in any activity conducted with or benefiting from Federal assistance.

This provision binds the contractor and subtier contractors from the bid solicitation period through the completion of the contract. This provision is in addition to that required of Title VI of the Civil Rights Act of 1964.

The tenant/concessionaire/lessee and its transferee agree to comply with pertinent statutes, Executive Orders and such rules as are promulgated to ensure that no person shall, on the grounds of race, creed, color, national origin, sex, age, or disability be excluded from participating in any activity conducted with or benefiting from Federal assistance.

This provision obligates the tenant/concessionaire/lessee or its transferee for the period during which Federal assistance is extended to the airport through the Airport Improvement Program.

In cases where Federal assistance provides, or is in the form of personal property; real property or interest therein; structures or improvements thereon, this provision obligates the party or any transferee for the longer of the following periods:

(a) The period during which the property is used by the airport sponsor or any transferee for a purpose for which Federal assistance is extended, or for another purpose involving the provision of similar services or benefits; or

(b) The period during which the airport sponsor or any transferee retains ownership or possession of the property.

#### Title VI Solicitation Notice:

The (Name of Sponsor), in accordance with the provisions of Title VI of the Civil Rights Act of 1964 (78 Stat. 252, 42 U.S.C. §§ 2000d to 2000d-4) and the Regulations, hereby notifies all bidders that it will affirmatively ensure that any contract entered into pursuant to this advertisement, disadvantaged business enterprises will be afforded full and fair opportunity to submit bids in response to this invitation and will not be discriminated against on the grounds of race, color, or national origin in consideration for an award.

During the performance of this contract, the contractor, for itself, its assignees, and successors in interest (hereinafter referred to as the "contractor") agrees as follows:

Compliance with Regulations: Contractor (hereinafter includes consultants) will comply with the Title VI List of Pertinent Nondiscrimination Acts And Authorities, as they may be amended from time to time, which are herein incorporated by reference and made a part of this contract.

Non-discrimination: The contractor, with regard to the work performed by it during the contract, will not discriminate on the grounds of race, color, or national origin in the selection



and retention of subcontractors, including procurements of materials and leases of equipment. The contractor will not participate directly or indirectly in the discrimination prohibited by the Nondiscrimination Acts and Authorities, including employment practices when the contract covers any activity, project, or program set forth in Appendix B of 49 CFR part 21.

Solicitations for Subcontracts, Including Procurements of Materials and Equipment: In all solicitations, either by competitive bidding, or negotiation made by the contractor for work to be performed under a subcontract, including procurements of materials, or leases of equipment, each potential subcontractor or supplier will be notified by the contractor of the contractor's obligations under this contract and the Nondiscrimination Acts And Authorities on the grounds of race, color, or national origin.

Information and Reports: The contractor will provide all information and reports required by the Acts, the Regulations, and directives issued pursuant thereto and will permit access to its books, records, accounts, other sources of information, and its facilities as may be determined by the sponsor or the Federal Aviation Administration to be pertinent to ascertain compliance with such Nondiscrimination Acts And Authorities and instructions. Where any information required of a contractor is in the exclusive possession of another who fails or refuses to furnish the information, contractor will so certify to sponsor or the Federal Aviation Administration, as appropriate, and will set forth what efforts it has made to obtain the information.

Sanctions for Noncompliance: In the event of a contractor's noncompliance with the Non-discrimination provisions of this contract, the sponsor will impose such contract sanctions as it or the Federal Aviation Administration may determine to be appropriate, including, but not limited to:

- (a) withholding payments to the contractor under the contract until the contractor complies; and/or
- (b) cancelling, terminating, or suspending a contract, in whole or in part.

Incorporation of Provisions: The contractor will include the provisions of paragraphs one through six in every subcontract, including procurements of materials and leases of equipment, unless exempt by the Acts, the Regulations and directives issued pursuant thereto. The contractor will take action with respect to any subcontract or procurement as the sponsor or the Federal Aviation Administration may direct as a means of enforcing such provisions including sanctions for noncompliance. Provided, that if the contractor becomes involved in, or is threatened with litigation by a subcontractor, or supplier because of such direction, the contractor may request the sponsor to enter into any litigation to protect the interests of the sponsor. In addition, the contractor may request the United States to enter into the litigation to protect the interests of the United States.

## **DEEDS TRANSFERRING UNITED STATES PROPERTY**

NOW, THEREFORE, the Federal Aviation Administration as authorized by law and upon the condition that the (Title of Sponsor) will accept title to the lands and maintain the project constructed thereon in accordance with (Name of Appropriate Legislative Authority), for the

(Airport Improvement Program or other program for which land is transferred), and the policies and procedures prescribed by the Federal Aviation Administration of the U.S. Department of Transportation in accordance and in compliance with all requirements imposed by Title 49, Code of Federal Regulations, U.S. Department of Transportation, Subtitle A, Office of the Secretary, Part 21, Non-discrimination in Federally-assisted programs of the U.S. Department of Transportation pertaining to and effectuating the provisions of Title VI of the Civil Rights Act of 1964 (78 Stat. 252; 42 U.S.C. § 2000d to 2000d-4), does hereby remise, release, quitclaim and convey unto the (Title of Sponsor) all the right, title and interest of the U.S. Department of Transportation/Federal Aviation Administration in and to said lands described in (Exhibit A attached hereto or other exhibit describing the transferred property) and made a part hereof.

(HABENDUM CLAUSE)

TO HAVE AND TO HOLD said lands and interests therein unto (Title of Sponsor) and its successors forever, subject, however, to the covenants, conditions, restrictions and reservations herein contained as follows, which will remain in effect for the period during which the real property or structures are used for a purpose for which Federal financial assistance is extended or for another purpose involving the provision of similar services or benefits and will be binding on the (Title of Sponsor), its successors and assigns.

The (Title of Sponsor), in consideration of the conveyance of said lands and interests in lands, does hereby covenant and agree as a covenant running with the land for itself, its successors and assigns, that (1) no person will on the grounds of race, color, or national origin, be excluded from participation in, be denied the benefits of, or be otherwise subjected to discrimination with regard to any facility located wholly or in part on, over, or under such lands hereby conveyed, and (2) that the Owner will use the lands and interests in lands and interests in lands so conveyed, in compliance with all requirements imposed by or pursuant to Title 49, Code of Federal Regulations, U.S. Department of Transportation, Subtitle A, Office of the Secretary, Part 21, Non-discrimination in Federally-assisted programs of the U.S. Department of Transportation, Effectuation of Title VI of the Civil Rights Act of 1964, and as said Regulations and Acts may be amended, and (3) that in the event of breach of any of the above-mentioned non-discrimination conditions, the Department will have a right to enter or re-enter said lands and facilities on said land, and that above described land and facilities will thereon revert to and vest in and become the absolute property of the Federal Aviation Administration and its assigns as such interest existed prior to this instruction.\*

## **TRANSFER OF REAL PROPERTY ACQUIRED OR IMPROVED UNDER THE ACTIVITY, FACILITY, OR PROGRAM**

A. The (grantee, lessee, permittee, etc. as appropriate) for himself/herself, his/her heirs, personal representatives, successors in interest, and assigns, as a part of the consideration hereof, does hereby covenant and agree in the case of deeds and leases add "as a covenant running with the land" that:

1. In the event facilities are constructed, maintained, or otherwise operated on the property described in this (deed, license, lease, permit, etc.) for a purpose for which a Federal Aviation Administration activity, facility, or program is extended or for another purpose involving the provision of similar services or benefits, the (grantee, licensee, lessee, permittee, etc.) will maintain and operate such facilities and services in compliance with all requirements imposed by the Nondiscrimination Acts and Regulations listed in the Pertinent List of Nondiscrimination Authorities (as may be amended) such that no person on the grounds of race, color, or national origin, will be excluded from participation in, denied the benefits of, or be otherwise subjected to discrimination in the use of said facilities.

B. With respect to licenses, leases, permits, etc., in the event of breach of any of the above Nondiscrimination covenants, (Title of Sponsor) will have the right to terminate the (lease, license, permit, etc.) and to enter, re-enter, and repossess said lands and facilities thereon, and hold the same as if the (lease, license, permit, etc.) had never been made or issued.\*

C. With respect to a deed, in the event of breach of any of the above Nondiscrimination covenants, the Owner will have the right to enter or re-enter the lands and facilities thereon, and the above described lands and facilities will there upon revert to and vest in and become the absolute property of the (Title of Sponsor) and its assigns.\*

#### **CLAUSES FOR CONSTRUCTION/USE/ACCESS TO REAL PROPERTY ACQUIRED UNDER THE ACTIVITY, FACILITY OR PROGRAM**

A. The (grantee, licensee, permittee, etc., as appropriate) for himself/herself, his/her heirs, personal representatives, successors in interest, and assigns, as a part of the consideration hereof, does hereby covenant and agree (in the case of deeds and leases add, "as a covenant running with the land") that (1) no person on the ground of race, color, or national origin, will be excluded from participation in, denied the benefits of, or be otherwise subjected to discrimination in the use of said facilities, (2) that in the construction of any improvements on, over, or under such land, and the furnishing of services thereon, no person on the ground of race, color, or national origin, will be excluded from participation in, denied the benefits of, or otherwise be subjected to discrimination, (3) that the (grantee, licensee, lessee, permittee, etc.) will use the premises in compliance with all other requirements imposed by or pursuant to the List of discrimination Acts And Authorities.

B. With respect to (licenses, leases, permits, etc.), in the event of breach of any of the above nondiscrimination covenants, (Title of Sponsor) will have the right to terminate the (license, permit, etc., as appropriate) and to enter or re-enter and repossess said land and the facilities thereon, and hold the same as if said (license, permit, etc., as appropriate) had never been made or issued.

C. With respect to deeds, in the event of breach of any of the above nondiscrimination covenants, Owner will there upon revert to and vest in and become the absolute property of Owner and its assigns.

## TITLE VI LIST OF PERTINENT NONDISCRIMINATION ACTS & AUTHORITIES

During the performance of this contract, the contractor, for itself, its assignees, and successors in interest (hereinafter referred to as the “contractor”) agrees to comply with the following non-discrimination statutes and authorities; including but not limited to:

- Title VI of the Civil Rights Act of 1964 (42 U.S.C. § 2000d et seq., 78 stat. 252), (prohibits discrimination on the basis of race, color, national origin);
- 49 CFR part 21 (Non-discrimination In Federally-Assisted Programs of The Department of Transportation— Effectuation of Title VI of The Civil Rights Act of 1964);
- The Uniform Relocation Assistance and Real Property Acquisition Policies Act of 1970, (42 U.S.C. § 4601), (prohibits unfair treatment of persons displaced or whose property has been acquired because of Federal or Federal-aid programs and projects);
- Section 504 of the Rehabilitation Act of 1973, (29 U.S.C. § 794 et seq.), as amended, (prohibits discrimination on the basis of disability); and 49 CFR part 27;
- The Age Discrimination Act of 1975, as amended, (42 U.S.C. § 6101 et seq.), (prohibits discrimination on the basis of age);
- Airport and Airway Improvement Act of 1982, (49 USC § 471, Section 47123), as amended, (prohibits discrimination based on race, creed, color, national origin, or sex);
- The Civil Rights Restoration Act of 1987, (PL 100-209), (Broadened the scope, coverage and applicability of Title VI of the Civil Rights Act of 1964, The Age Discrimination Act of 1975 and Section 504 of the Rehabilitation Act of 1973, by expanding the definition of the terms “programs or activities” to include all of the programs or activities of the Federal-aid recipients, sub-recipients & contractors, whether such programs or activities are Federally funded or not);
- Titles II & III of Americans with Disabilities Act of 1990, which prohibit discrimination on the basis of disability in the operation of public entities, public and private transportation systems, places of public accommodation, and certain testing entities (42 U.S.C. §§ 12131 – 12189) as implemented by Department of Transportation regulations at 49 CFR parts 37 and 38;
- The Federal Aviation Administration’s Non-discrimination statute (49 U.S.C. § 47123) (prohibits discrimination on the basis of race, color, national origin, and sex);
- Executive Order 12898, Federal Actions to Address Environmental Justice in Minority Populations and Low-Income Populations, which ensures non-discrimination against minority populations by discouraging programs, policies, and activities with disproportionately high and adverse human health or environmental effects on minority and low-income populations;
- Executive Order 13166, Improving Access to Services for Persons with Limited English Proficiency, and resulting agency guidance, national origin discrimination includes discrimination because of limited English proficiency (LEP). To ensure compliance with Title VI, you must take reasonable steps to ensure that LEP persons have meaningful access to your programs (70 Fed. Reg. at 74087 to 74100);

- Title IX of the Education Amendments of 1972, as amended, which prohibits you from discriminating because of sex in education programs or activities (20 U.S.C. 1681 et seq).

## **AIRPORT AND AIRWAY IMPROVEMENT ACT OF 1982, SECTION 520 - GENERAL CIVIL RIGHTS PROVISIONS**

The contractor assures that it will comply with pertinent statutes, Executive orders and such rules as are promulgated to assure that no person shall, on the grounds of race, creed, color, national origin, sex, age, or handicap be excluded from participating in any activity conducted with or benefiting from Federal assistance. This provision obligates tenant/concessionaire/lessee or its transferee for the period during which Federal assistance is extended to the airport a program, except where Federal assistance is to provide, or is in the form of personal property or real property or interest therein or structures or improvements thereon. In these cases the provision obligates the party or any transferee for the longer of the following periods: (a) the period during which the property is used by the airport sponsor or any transferee for a purpose for which Federal assistance is extended, or for another purpose involving the provision of similar services or benefits or (b) the period during which the airport sponsor or any transferee retains ownership or possession of the property. In the case of contractors, this provision binds the contractors from the bid solicitation period through the completion of the contract. This provision is in addition to that required of Title VI of the Civil Rights Act of 1964.

## **DISADVANTAGED BUSINESS ENTERPRISES**

The Owner's award of this contract is conditioned upon Bidder or Offeror satisfying the good faith effort requirements of 49 CFR §26.53. As a condition of bid responsiveness, the Bidder or Offeror must submit following information with their proposal on the forms provided herein:

- (1) The names and addresses of Disadvantaged Business Enterprise (DBE) firms that will participate in the contract;
- (2) A description of the work that each DBE firm will perform;
- (3) The dollar amount of the participation of each DBE firm listed under (1)
- (4) Written statement from Bidder or Offeror that attests their commitment to use the DBE firm(s) listed under (1) to meet the Owner's project goal;
- (5) If Bidder or Offeror cannot meet the advertised project DBE goal; evidence of good faith efforts undertaken by the Bidder or Offeror as described in appendix A to 49 CFR Part 26. The successful Bidder or Offeror must provide written confirmation of participation from each of the DBE firms the Bidder or Offeror lists in their commitment. This Bidder or Offeror must submit the DBE's written confirmation of participation with the proposal documents as a condition of bid responsiveness.

1. **Contract Assurance.** The contractor or subcontractor shall not discriminate on the basis of race, color, national origin, or sex in the performance of this contract. Contractor shall carry out applicable requirements of 49 CFR Part 26 in the award & administration of DOT assisted contracts. Failure by the contractor to carry out these requirements is a material breach of this contract, which may result in the termination of this contract or such other remedy, as the

recipient deems appropriate. The requirements of 49 CFR part 26 apply to this contract. It is the policy of the Owner to practice nondiscrimination based on race, color, sex or national origin in the award or performance of this contract. Owner encourages participation by all firms qualifying under this solicitation regardless of business size or ownership.

2. **Prompt Payment.** The prime contractor agrees to pay each subcontractor under this prime contract for satisfactory performance of its contract no later than seven days from the receipt of each payment the prime contractor receives from the recipient. The prime contractor agrees further to return retainage payments to each subcontractor within 7 days after the subcontractor's work is satisfactorily completed. The prime contractor agrees further to return retainage payments to each subcontractor within 7 days. Any delay or postponement of payment from the above referenced time frame may occur only for good cause following written approval of the recipient. This clause applies to both DBE and non-DBE subcontractors.

## **LOBBYING AND INFLUENCING FEDERAL EMPLOYEES**

1. No Federal appropriated funds shall be paid, by or on behalf of the contractor, to any person for influencing or attempting to influence an officer or employee of any agency, a Member of Congress, an officer or employee of Congress, or an employee of a Member of Congress in connection with the making of any Federal grant and the amendment or modification of any Federal grant.

2. If any funds other than Federal appropriated funds have been paid or will be paid to any person for influencing or attempting to influence an officer or employee of any agency, a Member of Congress, an officer or employee of Congress, or an employee of a Member of Congress in connection with any Federal grant, the contractor shall complete and submit Standard Form-LLL, "Disclosure of Lobby Activities," in accordance with its instructions.

## **ACCESS TO RECORDS AND REPORTS**

The Contractor must maintain an acceptable cost accounting system. The Contractor agrees to provide the sponsor, the Federal Aviation Administration, and the Comptroller General of the United States or any of their duly authorized representatives, access to any books, documents, papers, and records of the contractor which are directly pertinent to the specific contract for the purpose of making audit, examination, excerpts and transcriptions. The Contractor agrees to maintain all books, records and reports required under this contract for a period of not less than three years after final payment is made and all pending matters are closed.

## **BREACH OF CONTRACT TERMS**

Any violation or breach of terms of this contract on the part of the contractor or its subcontractors may result in the suspension or termination of this contract or such other action that may be necessary to enforce the rights of the parties of this agreement.

Owner will provide Contractor written notice that describes the nature of the breach and corrective actions the Contractor must undertake in order to avoid termination of the contract.

Owner reserves the right to withhold payments to Contractor until such time the Contractor corrects the breach or the Owner elects to terminate the contract. The Owner's notice will identify a specific date by which the Contractor must correct the breach. Owner may proceed with termination of the contract if the Contractor fails to correct the breach by deadline indicated in the Owner's notice.

The duties and obligations imposed by the Contract Documents and the rights and remedies available thereunder are in addition to, and not a limitation of, any duties, obligations, rights and remedies otherwise imposed or available by law.

## **RIGHTS TO INVENTIONS**

Contracts or agreements that include the performance of experimental, developmental, or research work must provide for the rights of the Federal Government and the Owner in any resulting invention as established by 37 CFR part 401, Rights to Inventions Made by Non-profit Organizations and Small Business Firms under Government Grants, Contracts, and Cooperative Agreements. This contract incorporates by reference the patent and inventions rights as specified within in the 37 CFR §401.14. Contractor must include this requirement in all sub-tier contracts involving experimental, developmental or research work.

## **TRADE RESTRICTION CLAUSE**

By submission of an offer, the Offeror certifies that with respect to this solicitation and any resultant contract, the Offeror -

- a. is not owned or controlled by one or more citizens of a foreign country included in the list of countries that discriminate against U.S. firms as published by the Office of the United States Trade Representative (U.S.T.R.);
- b. has not knowingly entered into any contract or subcontract for this project with a person that is a citizen or national of a foreign country included on the list of countries that discriminate against U.S. firms as published by the U.S.T.R; and
- c. has not entered into any subcontract for any product to be used on the Federal on the project that is produced in a foreign country included on the list of countries that discriminate against U.S. firms published by the U.S.T.R.

This certification concerns a matter within the jurisdiction of an agency of the United States of America and the making of a false, fictitious, or fraudulent certification may render the maker subject to prosecution under Title 18, United States Code, Section 1001.

The Offeror/Contractor must provide immediate written notice to the Owner if the Offeror/Contractor learns that its certification or that of a subcontractor was erroneous when submitted or has become erroneous by reason of changed circumstances. The Contractor must require subcontractors provide immediate written notice to the Contractor if at any time it learns that its certification was erroneous by reason of changed circumstances.

Unless the restrictions of this clause are waived by the Secretary of Transportation in accordance with 49 CFR 30.17, no contract shall be awarded to an Offeror or subcontractor:

- (1) who is owned or controlled by one or more citizens or nationals of a foreign country included on the list of countries that discriminate against U.S. firms published by the U.S.T.R. or
- (2) whose subcontractors are owned or controlled by one or more citizens or nationals of a foreign country on such U.S.T.R. list or
- (3) who incorporates in the public works project any product of a foreign country on such U.S.T.R. list;

Nothing contained in the foregoing shall be construed to require establishment of a system of records in order to render, in good faith, the certification required by this provision. The knowledge and information of a contractor is not required to exceed that which is normally possessed by a prudent person in the ordinary course of business dealings.

Offeror agrees that, if awarded a contract resulting from this solicitation, it will incorporate this provision for certification without modification in all lower tier subcontracts. The contractor may rely on the certification of a prospective subcontractor that it is not a firm from a foreign country included on the list of countries that discriminate against U.S. firms as published by U.S.T.R, unless the Offeror has knowledge that the certification is erroneous.

This certification is a material representation of fact upon which reliance was placed when making an award. If it is later determined that the Contractor or subcontractor knowingly rendered an erroneous certification, Federal Aviation Administration may direct through the Owner cancellation of contract or subcontract for default at no cost to the Owner or the FAA.

## **TERMINATION OF CONTRACT**

The Owner may terminate this contract in whole or in part at any time by providing written notice to the Contractor. Such action may be without cause and without prejudice to any other right or remedy of Owner. Upon receipt of a written notice of termination, except as explicitly directed by the Owner, the Contractor shall immediately proceed with the following obligations regardless of any delay in determining or adjusting amounts due under this clause:

1. Contractor must immediately discontinue work as specified in the written notice.
2. Terminate all subcontracts to the extent they relate to the work terminated under the notice.
3. Discontinue orders for materials and services except as directed by the written notice.
4. Deliver to the owner all fabricated and partially fabricated parts, completed and partially completed work, supplies, equipment and materials acquired prior to termination of the work and as directed in the written notice.
5. Complete performance of the work not terminated by the notice.
6. Take action as directed by the owner to protect and preserve property and work related to this contract that Owner will take possession.



Owner agrees to pay Contractor for:

- a) completed and acceptable work executed in accordance with the contract documents prior to the effective date of termination;
- b) documented expenses sustained prior to the effective date of termination in performing work and furnishing labor, materials, or equipment as required by the contract documents in connection with uncompleted work;
- c) reasonable and substantiated claims, costs and damages incurred in settlement of terminated contracts with Subcontractors and Suppliers; and
- d) reasonable and substantiated expenses to the contractor directly attributable to Owner's termination action

Owner will not pay Contractor for loss of anticipated profits or revenue or other economic loss arising out of or resulting from the Owner's termination action.

The rights and remedies this clause provides are in addition to any other rights and remedies provided by law or under this contract.

#### **Termination for Default (Construction)**

Section 80-09 of FAA Advisory Circular 150/5370-10 establishes conditions, rights and remedies associated with Owner termination of this contract due default of the Contractor.

#### **Termination for Default (Equipment)**

The Owner may, by written notice of default to the Contractor, terminate all or part of this Contract if the Contractor:

1. Fails to commence the Work under the Contract within the time specified in the Notice-to-Proceed;
2. Fails to make adequate progress as to endanger performance of this Contract in accordance with its terms;
3. Fails to make delivery of the equipment within the time specified in the Contract, including any Owner approved extensions;
4. Fails to comply with material provisions of the Contract;
5. Submits certifications made under the Contract and as part of their proposal that include false or fraudulent statements;
6. Becomes insolvent or declares bankruptcy;

If one or more of the stated events occur, Owner will give notice in writing to the Contractor and Surety of its intent to terminate the contract for cause. At the Owner's discretion, the notice may allow the Contractor and Surety an opportunity to cure the breach or default.

If within 10 days of the receipt of notice, the Contractor or Surety fails to remedy the breach or default to the satisfaction of the Owner, the Owner has authority to acquire equipment by other procurement action. The Contractor will be liable to the Owner for any excess costs the Owner incurs for acquiring such similar equipment.

Payment for completed equipment delivered to and accepted by the Owner shall be at the Contract price. The Owner may withhold from amounts otherwise due the Contractor for

such completed equipment, such sum as the Owner determines to be necessary to protect the Owner against loss because of Contractor default.

Owner will not terminate the Contractor's right to proceed with the Work under this clause if the delay in completing the work arises from unforeseeable causes beyond the control and without the fault or negligence of the Contractor. Examples of such acceptable causes include: acts of God, acts of the Owner, acts of another Contractor in the performance of a contract with the Owner, and severe weather events that substantially exceed normal conditions for the location.

If, after termination of the Contractor's right to proceed, the Owner determines that the Contractor was not in default, or that the delay was excusable, the rights and obligations of the parties will be the same as if Owner issued the termination for the convenience the Owner.

The rights and remedies of the Owner in this clause are in addition to any other rights and remedies provided by law or under this contract.

## **CERTIFICATION REGARDING DEBARMENT, SUSPENSION, INELIGIBILITY AND VOLUNTARY EXCLUSION**

By submitting a bid/proposal under this solicitation, the bidder or offeror certifies that neither it nor its principals are presently debarred or suspended by any Federal department or agency from participation in this transaction.

The successful bidder, by administering each lower tier subcontract that exceeds \$25,000 as a "covered transaction", must verify each lower tier participant of a "covered transaction" under the project is not presently debarred or otherwise disqualified from participation in this federally assisted project. The successful bidder will accomplish this by:

1. Checking the System for Award Management at website: <http://www.sam.gov>
2. Collecting a certification statement similar to the Certificate Regarding Debarment and Suspension (Bidder or Offeror), above.
3. Inserting a clause or condition in the covered transaction with the lower tier contract.

If the FAA later determines that a lower tier participant failed to disclose to a higher tier participant that it was excluded or disqualified at the time it entered the covered transaction, the FAA may pursue any available remedies, including suspension and debarment of the non-compliant participant.

## **ENERGY CONSERVATION REQUIREMENTS**

The contractor agrees to comply with mandatory standards and policies relating to energy efficiency that are contained in the state energy conservation plan issued in compliance with the Energy Policy and Conservation Act (42 U.S.C. 6201 *et seq.*).

## **VETERAN'S PREFERENCE**

In the employment of labor (excluding executive, administrative, and supervisory positions),

the contractor and all sub-tier contractors must give preference to covered veterans as defined within Title 49 United States Code Section 47112. Covered veterans include Vietnam-era veterans, Persian Gulf veterans, Afghanistan-Iraq war veterans, disabled veterans, and small business concerns (as defined by 15 U.S.C. 632) owned and controlled by disabled veterans. This preference only applies when there are covered veterans readily available and qualified to perform the work to which the employment relates.

## **DAVIS BACON REQUIREMENTS**

### 1. Minimum Wages

(i) All laborers and mechanics employed or working upon the site of the work will be paid unconditionally and not less often than once a week, and without subsequent deduction or rebate on any account (except such payroll deductions as are permitted by the Secretary of Labor under the Copeland Act (29 CFR Part 3)), the full amount of wages and bona fide fringe benefits (or cash equivalent thereof) due at time of payment computed at rates not less than those contained in the wage determination of the Secretary of Labor which is attached hereto and made a part hereof, regardless of any contractual relationship which may be alleged to exist between the contractor and such laborers and mechanics.

Contributions made or costs reasonably anticipated for bona fide fringe benefits under section 1(b)(2) of the Davis-Bacon Act on behalf of laborers or mechanics are considered wages paid to such laborers or mechanics, subject to the provisions of paragraph (1)(iv) of this section; also, regular contributions made or costs incurred for more than a weekly period (but not less often than quarterly) under plans, funds, or programs which cover the particular weekly period, are deemed to be constructively made or incurred during such weekly period. Such laborers and mechanics shall be paid the appropriate wage rate and fringe benefits on the wage determination for the classification of work actually performed, without regard to skill, except as provided in 29 CFR Part 5.5(a)(4). Laborers or mechanics performing work in more than one classification may be compensated at the rate specified for each classification for the time actually worked therein: Provided, that the employer's payroll records accurately set forth the time spent in each classification in which work is performed. The wage determination (including any additional classification and wage rates conformed under (1)(ii) of this section) and the Davis-Bacon poster (WH-1321) shall be posted at all times by the contractor and its subcontractors at the site of the work in a prominent and accessible place where it can easily be seen by the workers.

(ii)(A) The contracting officer shall require that any class of laborers or mechanics, including helpers, which is not listed in the wage determination and which is to be employed under the contract shall be classified in conformance with the wage determination. The contracting officer shall approve an additional classification and wage rate and fringe benefits therefore only when the following criteria have been met:

- (1) The work to be performed by the classification requested is not performed by a classification in the wage determination; and

- (2) The classification is utilized in the area by the construction industry; and
- (3) The proposed wage rate, including any bona fide fringe benefits, bears a reasonable relationship to the wage rates contained in the wage determination.

(B) If the contractor and the laborers and mechanics to be employed in the classification (if known), or their representatives, and the contracting officer agree on the classification and wage rate (including the amount designated for fringe benefits where appropriate), a report of the action taken shall be sent by the contracting officer to Administrator of the Wage and Hour Division, Employment Standards Administration, U.S. Department of Labor, Washington, D.C. 20210. The Administrator, or an authorized representative, will approve, modify, or disapprove every additional classification action within 30 days of receipt and so advise the contracting officer or will notify the contracting officer within the 30-day period that additional time is necessary.

(C) In the event the contractor, the laborers or mechanics to be employed in the classification or their representatives, and the contracting officer do not agree on the proposed classification and wage rate (including the amount designated for fringe benefits where appropriate), the contracting officer shall refer the questions, including the views of all interested parties and the recommendation of the contracting officer, to the Administrator for determination. The Administrator, or an authorized representative, will issue a determination within 30 days of receipt and so advise the contracting officer or will notify the contracting officer within the 30-day period that additional time is necessary.

(D) The wage rate (including fringe benefits where appropriate) determined pursuant to subparagraphs (1)(ii) (B) or (C) of this paragraph, shall be paid to all workers performing work in the classification under this contract from the first day on which work is performed in the classification.

(iii) Whenever the minimum wage rate prescribed in the contract for a class of laborers or mechanics includes a fringe benefit which is not expressed as an hourly rate, the contractor shall either pay the benefit as stated in the wage determination or shall pay another bona fide fringe benefit or an hourly cash equivalent thereof.

(iv) If the contractor does not make payments to a trustee or other third person, the contractor may consider as part of the wages of any laborer or mechanic the amount of any costs reasonably anticipated in providing bona fide fringe benefits under a plan or program, Provided, That the Secretary of Labor has found, upon the written request of the contractor, that the applicable standards of the Davis-Bacon Act have been met. The Secretary of Labor may require the contractor to set aside in a separate account assets for the meeting of obligations under the plan or program.

## 2. Withholding.

The Federal Aviation Administration or the sponsor shall upon its own action or upon written request of an authorized representative of the Department of Labor withhold or cause to be withheld from the contractor under this contract or any other Federal contract with the same

prime contractor, or any other Federally-assisted contract subject to Davis-Bacon prevailing wage requirements, which is held by the same prime contractor, so much of the accrued payments or advances as may be considered necessary to pay laborers and mechanics, including apprentices, trainees, and helpers, employed by the contractor or any subcontractor the full amount of wages required by the contract. In the event of failure to pay any laborer or mechanic, including any apprentice, trainee, or helper, employed or working on the site of work, all or part of the wages required by the contract, the Federal Aviation Administration may, after written notice to the contractor, sponsor, applicant, or owner, take such action as may be necessary to cause the suspension of any further payment, advance, or guarantee of funds until such violations have ceased.

### 3. Payrolls and basic records.

(i) Payrolls and basic records relating thereto shall be maintained by the contractor during the course of the work and preserved for a period of three years thereafter for all laborers and mechanics working at the site of the work. Such records shall contain the name, address, and social security number of each such worker, his or her correct classification, hourly rates of wages paid (including rates of contributions or costs anticipated for bona fide fringe benefits or cash equivalents thereof of the types described in 1(b)(2)(B) of the Davis-Bacon Act), daily and weekly number of hours worked, deductions made and actual wages paid. Whenever the Secretary of Labor has found under 29 CFR 5.5(a)(1)(iv) that the wages of any laborer or mechanic include the amount of any costs reasonably anticipated in providing benefits under a plan or program described in section 1(b)(2)(B) of the Davis-Bacon Act, the contractor shall maintain records which show that the commitment to provide such benefits is enforceable, that plan or program is financially responsible, and that plan or program has been communicated in writing to the laborers or mechanics affected, and records which show the costs anticipated or the actual costs incurred in providing such benefits. Contractors employing apprentices or trainees under approved programs shall maintain written evidence of the registration of apprenticeship programs and certification of trainee programs, the registration of the apprentices and trainees, and the ratios and wage rates prescribed in the applicable programs.

(ii)(A) The contractor shall submit weekly for each week in which any contract work is performed a copy of all payrolls to the Federal Aviation Administration if the agency is a party to the contract, but if the agency is not such a party, the contractor will submit the payrolls to the applicant, sponsor, or owner, as the case may be, for transmission to the Federal Aviation Administration. The payrolls submitted shall set out accurately and completely all of the information required to be maintained under 29 CFR 5.5(a)(3)(i), except that full social security numbers and home addresses shall not be included on weekly transmittals. Instead the payrolls shall only need to include an individually identifying number for each employee (e.g., the last four digits of the employee's social security number). The required weekly payroll information may be submitted in any form desired. Optional Form WH-347 is available for this purpose from Wage and Hour Division Web site at <http://www.dol.gov/esa/whd/forms/wh347instr.htm> or its successor site. The prime contractor is responsible for the submission of copies of payrolls by all subcontractors. Contractors and subcontractors shall maintain the full social security

number and current address of each covered worker, and shall provide them upon request to the Federal Aviation Administration if the agency is a party to the contract, but if the agency is not such a party, the contractor will submit them to the applicant, sponsor, or owner, as the case may be, for transmission to the Federal Aviation Administration, the contractor, or the Wage and Hour Division of the Department of Labor for purposes of an investigation or audit of compliance with prevailing wage requirements. It is not a violation of this section for a prime contractor to require a subcontractor to provide addresses and social security numbers to the prime contractor for its own records, without weekly submission to the sponsoring government agency (or the applicant, sponsor, or owner).

(B) Each payroll submitted shall be accompanied by a "Statement of Compliance," signed by the contractor or subcontractor or his or her agent who pays or supervises the payment of the persons employed under the contract and shall certify the following:

(1) That the payroll for the payroll period contains the information required to be provided under 29 CFR § 5.5(a)(3)(ii), the appropriate information is being maintained under 29 CFR § 5.5 (a)(3)(i) and that such information is correct and complete;

(2) That each laborer and mechanic (including each helper, apprentice and trainee) employed on the contract during the payroll period has been paid the full weekly wages earned, without rebate, either directly or indirectly, and that no deductions have been made either directly or indirectly from the full wages earned, other than permissible deductions as set forth in Regulations 29 CFR Part 3;

(3) That each laborer or mechanic has been paid not less than the applicable wage rates and fringe benefits or cash equivalents for the classification of work performed, as specified in the applicable wage determination incorporated into the contract.

(C) The weekly submission of a properly executed certification set forth on the reverse side of Optional Form WH-347 shall satisfy the requirement for submission of the "Statement of Compliance" required by paragraph (3)(ii)(B) of this section.

(D) The falsification of any of the above certifications may subject the contractor or subcontractor to civil or criminal prosecution under Section 1001 of Title 18 and Section 231 of Title 31 of the United States Code.

(iii) The contractor or subcontractor shall make the records required under paragraph (3)(i) of this section available for inspection, copying or transcription by authorized representatives of the sponsor, the Federal Aviation Administration or the Department of Labor, and shall permit such representatives to interview employees during working hours on the job. If the contractor or subcontractor fails to submit the required records or to make them available, the Federal agency may, after written notice to the contractor, sponsor, applicant or owner, take such action as may be necessary to cause the suspension of any further payment, advance, or guarantee of funds. Furthermore, failure to submit the required records upon request or to make such records available may be grounds for debarment action pursuant to 29 CFR 5.12.

#### 4. Apprentices and Trainees.

(i) Apprentices. Apprentices will be permitted to work at less than the predetermined rate for the work they performed when they are employed pursuant to and individually registered in a bona fide apprenticeship program registered with the U.S. Department of Labor, Employment and Training Administration, Bureau of Apprenticeship and Training, or with a State Apprenticeship Agency recognized by the Bureau, or if a person is employed in his or her first 90 days of probationary employment as an apprentice in such an apprenticeship program, who is not individually registered in the program, but who has been certified by the Bureau of Apprenticeship and Training or a State Apprenticeship Agency (where appropriate) to be eligible for probationary employment as an apprentice. The allowable ratio of apprentices to journeymen on the job site in any craft classification shall not be greater than the ratio permitted to the contractor as to the entire work force under the registered program. Any worker listed on a payroll at an apprentice wage rate, who is not registered or otherwise employed as stated above, shall be paid not less than the applicable wage rate on the wage determination for the classification of work actually performed. In addition, any apprentice performing work on the job site in excess of the ratio permitted under the registered program shall be paid not less than the applicable wage rate on the wage determination for the work actually performed. Where a contractor is performing construction on a project in a locality other than that in which its program is registered, the ratios and wage rates (expressed in percentages of the journeyman's hourly rate) specified in the contractor's or subcontractor's registered program shall be observed. Every apprentice must be paid at not less than the rate specified in the registered program for the apprentice's level of progress, expressed as a percentage of the journeymen hourly rate specified in the applicable wage determination. Apprentices shall be paid fringe benefits in accordance with provisions of the apprenticeship program. If the apprenticeship program does not specify fringe benefits, apprentices must be paid the full amount of fringe benefits listed on the wage determination for the applicable classification. If the Administrator determines that a different practice prevails for the applicable apprentice classification, fringes shall be paid in accordance with that determination. In the event the Bureau of Apprenticeship and Training, or a State Apprenticeship Agency recognized by the Bureau, withdraws approval of an apprenticeship program, the contractor will no longer be permitted to utilize apprentices at less than the applicable predetermined rate for the work performed until an acceptable program is approved.

(ii) Trainees. Except as provided in 29 CFR 5.16, trainees will not be permitted to work at less than the predetermined rate for the work performed unless they are employed pursuant to and individually registered in a program which has received prior approval, evidenced by formal certification by the U.S. Department of Labor, Employment and Training Administration. The ratio of trainees to journeymen on the job site shall not be greater than permitted under the plan approved by the Employment and Training Administration. Every trainee must be paid at not less than the rate specified in the approved program for the trainee's level of progress, expressed as a percentage of the journeyman hourly rate specified in the applicable wage determination. Trainees shall be paid fringe benefits in accordance with the provisions of the trainee program. If the trainee program does not mention fringe benefits, trainees shall be paid the full amount of fringe benefits listed on the wage determination unless the Administrator of

the Wage and Hour Division determines that there is an apprenticeship program associated with the corresponding journeyman wage rate on the wage determination which provides for less than full fringe benefits for apprentices. Any employee listed on the payroll at a trainee rate that is not registered and participating in a training plan approved by the Employment and Training Administration shall be paid not less than the applicable wage rate on the wage determination for the classification of work actually performed. In addition, any trainee performing work on the job site in excess of the ratio permitted under the registered program shall be paid not less than the applicable wage rate on the wage determination for the work actually performed. In the event the Employment and Training Administration withdraws approval of a training program, the contractor will no longer be permitted to utilize trainees at less than the applicable predetermined rate for the work performed until an acceptable program is approved.

(iii) Equal Employment Opportunity. The utilization of apprentices, trainees and journeymen under this part shall be in conformity with the equal employment opportunity requirements of Executive Order 11246, as amended, and 29 CFR Part 30.

#### 5. Compliance with Copeland Act Requirements.

The contractor shall comply with the requirements of 29 CFR Part 3, which are incorporated by reference in this contract.

#### 6. Subcontracts.

The contractor or subcontractor shall insert in any subcontracts the clauses contained in 29 CFR Part 5.5(a)(1) through (10) and such other clauses as the Federal Aviation Administration may by appropriate instructions require, and also a clause requiring the subcontractors to include these clauses in any lower tier subcontracts. The prime contractor shall be responsible for the compliance by any subcontractor or lower tier subcontractor with all the contract clauses in 29 CFR Part 5.5.

#### 7. Contract Termination: Debarment.

A breach of the contract clauses in paragraph 1 through 10 of this section may be grounds for termination of the contract, and for debarment as a contractor and a subcontractor as provided in 29 CFR 5.12.

#### 8. Compliance with Davis-Bacon and Related Act Requirements.

All rulings and interpretations of the Davis-Bacon and Related Acts contained in 29 CFR Parts 1, 3, and 5 are herein incorporated by reference in this contract.

#### 9. Disputes Concerning Labor Standards.

Disputes arising out of the labor standards provisions of this contract shall not be subject to the general disputes clause of this contract. Such disputes shall be resolved in accordance with the procedures of the Department of Labor set forth in 29 CFR Parts 5, 6 and 7. Disputes within the meaning of this clause include disputes between the contractor or any of its subcontractors and contracting agency, the U.S. Department of Labor, or the employees or their representatives.



## 10. Certification of Eligibility.

- (i) By entering into this contract, the contractor certifies that neither it (nor he or she) nor any person or firm who has an interest in the contractor's firm is a person or firm ineligible to be awarded Government contracts by virtue of section 3(a) of the Davis-Bacon Act or 29 CFR 5.12(a)(1).
- (ii) No part of this contract shall be subcontracted to any person or firm ineligible for award of a Government contract by virtue of section 3(a) of the Davis-Bacon Act or 29 CFR 5.12(a)(1).
- (iii) Penalty for making false statements is prescribed in the U.S. Criminal Code, 18 U.S.C. 1001.

## **EQUAL EMPLOYMENT OPPORTUNITY - 41 CFR PART 60-1.4(b)**

During the performance of this contract, the contractor agrees as follows:

1. The contractor will not discriminate against any employee or applicant for employment because of race, color, religion, sex, or national origin. The contractor will take affirmative action to ensure that applicants are employed, and that employees are treated during employment without regard to their race, color, religion, sex, or national origin. Such action shall include, but not be limited to the following: Employment, upgrading, demotion, or transfer; recruitment or recruitment advertising; layoff or termination; rates of pay or other forms of compensation; and selection for training, including apprenticeship. The contractor agrees to post in conspicuous places, available to employees and applicants for employment, notices to be provided setting forth the provisions of this nondiscrimination clause.
2. The contractor will, in all solicitations or advertisements for employees placed by or on behalf of the contractor, state that all qualified applicants will receive considerations for employment without regard to race, color, religion, sex, or national origin.
3. The contractor will send to each labor union or representative of workers with which s/he has a collective bargaining agreement or other contract or understanding, a notice to be provided advising the said labor union or workers' representatives of the contractor's commitments under this section, and shall post copies of the notice in conspicuous places available to employees and applicants for employment.
4. The contractor will comply with all provisions of Executive Order 11246 of September 24, 1965, as amended, and of the rules, regulations, and relevant orders of the Secretary of Labor.
5. The contractor will furnish all information and reports required by Executive Order 11246 of September 24, 1965, and by rules, regulations, and orders of the Secretary of Labor, or pursuant thereto, and will permit access to his books, records, and accounts by the administering agency and the Secretary of Labor for purposes of investigation to ascertain compliance with such rules, regulations, and orders.
6. In the event of the contractor's noncompliance with the nondiscrimination clauses of this contract or with any of the said rules, regulations, or orders, this contract may be canceled, terminated or suspended in whole or in part and the contractor may be declared ineligible for

further Government contracts or federally assisted construction contracts in accordance with procedure authorized in Executive Order 11246 of September 24, 1965, and such other sanctions may be imposed and remedies invoked as provided in Executive Order 11246 of September 24, 1965, or by rule, regulation, or order of the Secretary of Labor, or as otherwise provided by law.

7. The contractor will include the portion of the sentence immediately preceding paragraph (1) and the provisions of paragraphs (1) through (7) in every subcontract or purchase order unless exempted by rules, regulations, or orders of the Secretary of Labor issued pursuant to section 204 of Executive Order 11246 of September 24, 1965, so that such provisions will be binding upon each subcontractor or vendor. The contractor will take such action with respect to any subcontract or purchase order as the administering agency may direct as a means of enforcing such provision, including sanctions for noncompliance: *Provided, however,* that in the event a contractor becomes involved in, or is threatened with, litigation with a subcontractor or vendor as a result of such direction by the administering agency the contractor may request the United States to enter into such litigation to protect the interests of the United States.

## **CERTIFICATION OF NONSEGREGATED FACILITIES - 41 CFR PART 60-1.8**

### **Notice to Prospective Federally Assisted Construction Contractors**

1. A Certification of Non-segregated Facilities shall be submitted prior to the award of a federally-assisted construction contract exceeding \$10,000 which is not exempt from the provisions of the Equal Opportunity Clause.
2. Contractors receiving federally-assisted construction contract awards exceeding \$10,000 which are not exempt from the provisions of the Equal Opportunity Clause will be required to provide for the forwarding of the following notice to prospective subcontractors for supplies and construction contracts where the subcontracts exceed \$10,000 and are not exempt from the provisions of the Equal Opportunity Clause. NOTE: The penalty for making false statements in offers is prescribed in 18 U.S.C. 1001.

### **Notice to Prospective Subcontractors of Requirements for Certification of Non-Segregated Facilities**

1. A Certification of Non-segregated Facilities shall be submitted prior to the award of a subcontract exceeding \$10,000, which is not exempt from the provisions of the Equal Opportunity Clause.
2. Contractors receiving subcontract awards exceeding \$10,000 which are not exempt from the provisions of the Equal Opportunity Clause will be required to provide for the forwarding of this notice to prospective subcontractors for supplies and construction contracts where the subcontracts exceed \$10,000 and are not exempt from the provisions of the Equal Opportunity Clause. NOTE: The penalty for making false statements in offers is prescribed in 18 U.S.C. 1001.

## **CERTIFICATION OF NONSEGREGATED FACILITIES**

The federally-assisted construction contractor certifies that she or he does not maintain or provide, for his employees, any segregated facilities at any of his establishments and that she or he does not permit his employees to perform their services at any location, under his control, where segregated facilities are maintained. The federally-assisted construction contractor certifies that she or he will not maintain or provide, for his employees, segregated facilities at any of his establishments and that she or he will not permit his employees to perform their services at any location under his control where segregated facilities are maintained. The federally-assisted construction contractor agrees that a breach of this certification is a violation of the Equal Opportunity Clause in this contract.

As used in this certification, the term “segregated facilities” means any waiting rooms, work areas, restrooms, and washrooms, restaurants and other eating areas, timeclocks, locker rooms and other storage or dressing areas, parking lots, drinking fountains, recreation or entertainment areas, transportation, and housing facilities provided for employees which are segregated by explicit directives or are, in fact, segregated on the basis of race, color, religion, or national origin because of habit, local custom, or any other reason. The federally-assisted construction contractor agrees that (except where she or he has obtained identical certifications from proposed subcontractors for specific time periods) she or he will obtain identical certifications from proposed subcontractors prior to the award of subcontracts exceeding \$10,000 which are not exempt from the provisions of the Equal Opportunity Clause and that she or he will retain such certifications in his files.

## **STANDARD FEDERAL EQUAL EMPLOYMENT OPPORTUNITY CONSTRUCTION CONTRACT SPECIFICATIONS - 41 CFR Part 60.4.3**

1. As used in these specifications:

- a. “Covered area” means the geographical area described in the solicitation from which this contract resulted;
- b. “Director” means Director, Office of Federal Contract Compliance Programs (OFCCP), U.S. Department of Labor, or any person to whom the Director delegates authority;
- c. “Employer identification number” means the Federal social security number used on the Employer's Quarterly Federal Tax Return, U.S. Treasury Department Form 941;
- d. “Minority” includes:
  - (1) Black (all) persons having origins in any of the Black African racial groups not of Hispanic origin);
  - (2) Hispanic (all persons of Mexican, Puerto Rican, Cuban, Central or South American, or other Spanish culture or origin regardless of race);
  - (3) Asian and Pacific Islander (all persons having origins in any of the original peoples

of the Far East, Southeast Asia, the Indian Subcontinent, or the Pacific Islands); and

(4) American Indian or Alaskan native (all persons having origins in any of the original peoples of North America and maintaining identifiable tribal affiliations through membership and participation or community identification).

2. Whenever the contractor, or any subcontractor at any tier, subcontracts a portion of the work involving any construction trade, it shall physically include in each subcontract in excess of \$10,000 the provisions of these specifications and the Notice which contains the applicable goals for minority and female participation and which is set forth in the solicitations from which this contract resulted.

3. If the contractor is participating (pursuant to 41 CFR 60-4.5) in a Hometown Plan approved by U.S. Department of Labor in the covered area either individually or through an association, its affirmative action obligations on all work in the Plan area (including goals and timetables) shall be in accordance with that Plan for those trades which have unions participating in the Plan. Contractors shall be able to demonstrate their participation in and compliance with the provisions of any such Hometown Plan. Each contractor or subcontractor participating in an approved plan is individually required to comply with its obligations under the EEO clause and to make a good faith effort to achieve each goal under the Plan in each trade in which it has employees. The overall good faith performance by other contractors or subcontractors toward a goal in an approved Plan does not excuse any covered contractor's or subcontractor's failure to take good faith efforts to achieve the Plan goals and timetables.

4. The contractor shall implement the specific affirmative action standards provided in paragraphs 7a through 7p of these specifications. The goals set forth in the solicitation from which this contract resulted are expressed as percentages of the total hours of employment and training of minority and female utilization the contractor should reasonably be able to achieve in each construction trade in which it has employees in the covered area. Covered construction contractors performing construction work in a geographical area where they do not have a Federal or federally assisted construction contract shall apply the minority and female goals established for the geographical area where the work is being performed. Goals are published periodically in the Federal Register in notice form, and such notices may be obtained from any Office of Federal Contract Compliance Programs office or from Federal procurement contracting officers. The contractor is expected to make substantially uniform progress in meeting its goals in each craft during the period specified.

5. Neither the provisions of any collective bargaining agreement nor the failure by a union with whom the contractor has a collective bargaining agreement to refer either minorities or women shall excuse the contractor's obligations under these specifications, Executive Order 11246 or the regulations promulgated pursuant thereto.

6. In order for the non-working training hours of apprentices and trainees to be counted in meeting the goals, such apprentices and trainees shall be employed by the contractor during the training period and the contractor shall have made a commitment to employ the apprentices and trainees at the completion of their training, subject to the availability of

employment opportunities. Trainees shall be trained pursuant to training programs approved by the U.S. Department of Labor.

7. Contractor shall take specific affirmative actions to ensure equal employment opportunity. The evaluation of the contractor's compliance with these specifications shall be based upon its effort to achieve maximum results from its actions. The contractor shall document these efforts fully and shall implement affirmative action steps at least as extensive as the following:

a. Ensure and maintain a working environment free of harassment, intimidation, and coercion at all sites, and in all facilities at which the contractor's employees are assigned to work. The contractor, where possible, will assign two or more women to each construction project. The contractor shall specifically ensure that all foremen, superintendents, and other onsite supervisory personnel are aware of and carry out the contractor's obligation to maintain such a working environment, with specific attention to minority or female individuals working at such sites or in such facilities.

b. Establish and maintain a current list of minority and female recruitment sources, provide written notification to minority and female recruitment sources and to community organizations when the contractor or its unions have employment opportunities available, and maintain a record of the organizations' responses.

c. Maintain a current file of the names, addresses, and telephone numbers of each minority and female off-the-street applicant and minority or female referral from a union, a recruitment source, or community organization and of what action was taken with respect to each such individual. If such individual was sent to the union hiring hall for referral and was not referred back to the contractor by the union or, if referred, not employed by the contractor, this shall be documented in the file with the reason therefore along with whatever additional actions the contractor may have taken.

d. Provide immediate written notification to the Director when the union or unions with which contractor has a collective bargaining agreement has not referred to the contractor a minority person or female sent by contractor, or when the contractor has other information that the union referral process has impeded the contractor's efforts to meet its obligations.

e. Develop on-the-job training opportunities and/or participate in training programs for the area which expressly include minorities and women, including upgrading programs and apprenticeship and trainee programs relevant to contractor's employment needs, especially those programs funded or approved by the Department of Labor. The contractor shall provide notice of these programs to the sources compiled under 7b above.

f. Disseminate the contractor's EEO policy by providing notice of the policy to unions and training programs and requesting their cooperation in assisting the contractor in meeting its EEO obligations; by including it in any policy manual and collective bargaining agreement; by publicizing it in the company newspaper, annual report, etc.; by specific review of the policy with all management personnel and with all minority and female employees at least

once a year; and by posting the company EEO policy on bulletin boards accessible to all employees at each location where construction work is performed.

g. Review, at least annually, the company's EEO policy and affirmative action obligations under these specifications with all employees having any responsibility for hiring, assignment, layoff, termination, or other employment decisions including specific review of these items with onsite supervisory personnel such as superintendents, general foremen, etc., prior to the initiation of construction work at any job site. A written record shall be made and maintained identifying the time and place of these meetings, persons attending, subject matter discussed, and disposition of the subject matter.

h. Disseminate the contractor's EEO policy externally by including it in any advertising in the news media, specifically including minority and female news media, and providing written notification to and discussing the contractor's EEO policy with other contractors and subcontractors with whom the contractor does or anticipates doing business.

i. Direct its recruitment efforts, both oral and written, to minority, female, and community organizations, to schools with minority and female students; and to minority and female recruitment and training organizations serving contractor's recruitment area & employment needs. Not later than one month prior to the date for the acceptance of applications for apprenticeship or other training by any recruitment source, the contractor shall send written notification to organizations, such as the above, describing the openings, screening procedures, and tests to be used in the selection process.

j. Encourage present minority and female employees to recruit other minority persons and women and, where reasonable provide after school, summer, and vacation employment to minority and female youth both on the site and in other areas of a contractor's workforce.

k. Validate all tests and other selection requirements where there is an obligation to do so under 41 CFR Part 60-3.

l. Conduct, at least annually, an inventory and evaluation at least of all minority and female personnel, for promotional opportunities and encourage these employees to seek or to prepare for, through appropriate training, etc., such opportunities.

m. Ensure that seniority practices, job classifications, work assignments, and other personnel practices do not have a discriminatory effect by continually monitoring all personnel and employment related activities to ensure that the EEO policy and the contractor's obligations under these specifications are being carried out.

n. Ensure that all facilities and company activities are non-segregated except that separate or single user toilet and necessary changing facilities shall be provided to assure privacy between the sexes.

o. Document and maintain a record of all solicitations of offers for subcontracts from minority and female construction contractors and suppliers, including circulation of solicitations to minority and female contractor associations and other business associations.

p. Conduct a review, at least annually, of all supervisor's adherence to and performance under the contractor's EEO policies and affirmative action obligations.

8. Contractors are encouraged to participate in voluntary associations, which assist in fulfilling one or more of their affirmative action obligations (7a through 7p). The efforts of a contractor association, joint contractor union, contractor community, or other similar groups of which the contractor is a member and participant, may be asserted as fulfilling any one or more of its obligations under 7a through 7p of these specifications provided that the contractor actively participates in the group, makes every effort to assure that the group has a positive impact on the employment of minorities and women in the industry, ensures that the concrete benefits of the program are reflected in the contractor's minority and female workforce participation, makes a good faith effort to meet its individual goals and timetables, and can provide access to documentation which demonstrates the effectiveness of actions taken on behalf of the contractor. The obligation to comply, however, is the contractor's and failure of such a group to fulfill an obligation shall not be a defense for the contractor's noncompliance.

9. A single goal for minorities and a separate single goal for women have been established. The contractor, however, is required to provide equal employment opportunity and to take affirmative action for all minority groups, both male and female, and all women, both minority and non-minority. Consequently, if the particular group is employed in a substantially disparate manner (for example, even though the contractor has achieved its goals for women generally,) the contractor may be in violation of the Executive Order if a specific minority group of women is underutilized.

10. The contractor shall not use the goals and timetables or affirmative action standards to discriminate against any person because of race, color, religion, sex, or national origin.

11. The contractor shall not enter into any subcontract with any person or firm debarred from Government contracts pursuant to Executive Order 11246.

12. The contractor shall carry out such sanctions and penalties for violation of these specifications and of the Equal Opportunity Clause, including suspension, termination, and cancellation of existing subcontracts as may be imposed or ordered pursuant to Executive Order 11246, as amended, and its implementing regulations, by the Office of Federal Contract Compliance Programs. Any contractor who fails to carry out such sanctions and penalties shall be in violation of these specifications and Executive Order 11246, as amended.

13. The contractor, in fulfilling its obligations under these specifications, shall implement specific affirmative action steps, at least as extensive as those standards prescribed in paragraph 7 of these specifications, so as to achieve maximum results from its efforts to ensure equal employment opportunity. If the contractor fails to comply with the requirements of the Executive Order, the implementing regulations, or these specifications, the Director shall proceed in accordance with 41 CFR 60-4.8.

14. The contractor shall designate a responsible official to monitor all employment related activity to ensure that the company EEO policy is being carried out, to submit reports relating

to the provisions hereof as may be required by the Government, and to keep records. Records shall at least include for each employee, the name, address, telephone number, construction trade, union affiliation if any, employee identification number when assigned, social security number, race, sex, status (e.g., mechanic, apprentice, trainee, helper, or laborer), dates of changes in status, hours worked per week in the indicated trade, rate of pay, and locations at which the work was performed. Records shall be maintained in an easily understandable and retrievable form; however, to the degree that existing records satisfy this requirement, contractors shall not be required to maintain separate records.

15. Nothing herein provided shall be construed as a limitation upon the application of other laws which establish different standards of compliance or upon the application of requirements for the hiring of local or other area residents (e.g., those under the Public Works Employment Act of 1977 and the Community Development Block Grant Program).

### **E.E.O. COMPLIANCE – 41 CFR PART 60-1.7**

#### **a) Requirements for prime contractors and subcontractors.**

(1) Each prime contractor and subcontractor shall file annually, on or before the September 30, complete and accurate reports on Standard Form 100 (EEO1) promulgated jointly by the Office of Federal Contract Compliance Programs, the Equal Employment Opportunity Commission and Plans for Progress or such form as may hereafter be promulgated in its place if such prime contractor or subcontractor (i) is not exempt from the provisions of these regulations in accordance with 601.5; (ii) has 50 or more employees; (iii) is a prime contractor or first tier subcontractor; and (iv) has a contract, subcontract or purchase order amounting to \$50,000 or more or serves as a depository of Government funds in any amount, or is a financial institution which is an issuing and paying agent for U.S. savings bonds and savings notes: Provided, That any subcontractor below the first tier which performs construction work at the site of construction shall be required to file such a report if it meets requirements of paragraphs (a)(1) (i), (ii), and (iv) of this section.

(2) Each person required by 601.7(a)(1) to submit reports shall file such a report with the contracting or administering agency within 30 days after the award to him of a contract or subcontract, unless such person has submitted such a report within 12 months preceding the date of the award. Subsequent reports shall be submitted annually in accordance with 601.7(a)(1), or at such other intervals as the Deputy Assistant Secretary may require. The Deputy Assistant Secretary may extend the time for filing any report.

(3) The Deputy Assistant Secretary or the applicant, on their own motions, may require a contractor to keep employment or other records and to furnish, in the form requested, within reasonable limits, such information as the Deputy Assistant Secretary or the applicant deems necessary for the administration of the order.

(4) Failure to file timely, complete and accurate reports as required constitutes noncompliance with the prime contractor's or subcontractor's obligations under the equal opportunity clause and is ground for the imposition by the Deputy Assistant Secretary, an



applicant, prime contractor or subcontractor, of any sanctions as authorized by the order and the regulations in this part.

(b) Requirements for bidders or prospective contractors

(1) Certification of compliance with Part 602: Affirmative Action Programs. Each agency shall require each bidder or prospective prime contractor and proposed subcontractor, where appropriate, to state in the bid or in writing at the outset of negotiations for the contract: (i) Whether it has developed and has on file at each establishment affirmative action programs pursuant to Part 602 of this chapter; (ii) whether it has participated in any previous contract or subcontract subject to the equal opportunity clause; (iii) whether it has filed with the Joint Reporting Committee, the Deputy Assistant Secretary or the Equal Employment Opportunity Commission all reports due under the applicable filing requirements.

(2) Additional information. A bidder or prospective prime contractor or proposed subcontractor shall be required to submit such information as the Deputy Assistant Secretary requests prior to the award of the contract or subcontract. When a determination has been made to award the contract or subcontract to a specific contractor, such contractor shall be required, prior to award, or after the award, or both, to furnish such other information as the applicant or the Deputy Assistant Secretary requests.

(c) Use of reports. Reports filed pursuant to this section shall be used only in connection with the administration of the order, the Civil Rights Act of 1964, or in furtherance of the purposes of the order and said Act.

## **NOTICE OF REQUIREMENT FOR AFFIRMATIVE ACTION - 41 CFR PART 60-2**

1. The Offeror's or Bidder's attention is called to the "Equal Opportunity Clause" and the "Standard Federal Equal Employment Opportunity Construction Contract Specifications" set forth herein.
2. The goals and timetables for minority and female participation, expressed in percentage terms for the contractor's aggregate workforce in each trade on all construction work in the covered area, are as follows:

### Timetables

Goals for minority participation for each trade: 21.2%

Goals for female participation in each trade: 6.9%

These goals are applicable to all of the contractor's construction work (whether or not it is Federal or federally-assisted) performed in the covered area. If the contractor performs construction work in a geographical area located outside of the covered area, it shall apply the goals established for such geographical area where the work is actually performed. With regard to this second area, the contractor also is subject to the goals for both its federally involved and non-federally involved construction.

The Contractor's compliance with the Executive Order and the regulations in 41 CFR Part 60-4 shall be based on its implementation of the Equal Opportunity Clause, specific affirmative action obligations required by the specifications set forth in 41 CFR 60-4.3(a), and its efforts to meet the goals. The hours of minority and female employment and training must be substantially uniform throughout the length of the contract, and in each trade, and the contractor shall make a good faith effort to employ minorities and women evenly on each of its projects. The transfer of minority or female employees or trainees from Contractor to Contractor or from project to project for the sole purpose of meeting the Contractor's goals shall be a violation of the contract, the Executive Order and the regulations in 41 CFR Part 60-4. Compliance with the goals will be measured against the total work hours performed.

3. The Contractor shall provide written notification to the Director of the Office of Federal Contract Compliance Programs (OFCCP) within 10 working days of award of any construction subcontract in excess of \$10,000 at any tier for construction work under the contract resulting from this solicitation. The notification shall list the name, address, and telephone number of the subcontractor; employer identification number of the subcontractor; estimated dollar amount of the subcontract; estimated starting and completion dates of the subcontract; and the geographical area in which the subcontract is to be performed.

4. As used in this notice and in the contract resulting from this solicitation, the "covered area" is Jefferson City in Jackson County, Georgia.

## **CONTRACT WORKHOURS AND SAFETY STANDARDS ACT REQUIREMENTS 29 CFR PART 5**

### **1. Overtime Requirements.**

No contractor or subcontractor contracting for any part of the contract work which may require or involve the employment of laborers or mechanics shall require or permit any such laborer or mechanic, including watchmen and guards, in any workweek in which he or she is employed on such work to work in excess of forty hours in such workweek unless such laborer or mechanic receives compensation at a rate not less than one and one-half times the basic rate of pay for all hours worked in excess of forty hours in such workweek.

### **2. Violation; Liability for Unpaid Wages; Liquidated Damages.**

In the event of any violation of the clause set forth in paragraph (1) above, the contractor and any subcontractor responsible therefore shall be liable for the unpaid wages. In addition, such contractor and subcontractor shall be liable to the United States (in the case of work done under contract for the District of Columbia or a territory, to such District or to such territory), for liquidated damages. Such liquidated damages shall be computed with respect to each individual laborer or mechanic, including watchmen and guards, employed in violation of the clause set forth in paragraph 1 above, in the sum of \$10 for each calendar day on which such individual was required or permitted to work in excess of the standard workweek of forty hours without payment of the overtime wages required by the clause set forth in paragraph 1 of this clause.

### 3. Withholding for Unpaid Wages and Liquidated Damages.

The Federal Aviation Administration or the Sponsor shall upon its own action or upon written request of an authorized representative of the Department of Labor withhold or cause to be withheld, from any monies payable on account of work performed by the contractor or subcontractor under any such contract or any other Federal contract with the same prime contractor, or any other Federally-assisted contract subject to Contract Work Hours and Safety Standards Act, which is held by the same prime contractor, such sums as may be determined to be necessary to satisfy any liabilities of such contractor or subcontractor for unpaid wages and liquidated damages as provided in the clause set forth in paragraph 2 of this clause.

#### 1. Subcontractors.

The contractor or subcontractor shall insert in any subcontracts the clauses set forth in paragraphs 1 through 4 and also a clause requiring the subcontractor to include these clauses in any lower tier subcontracts. The prime contractor shall be responsible for compliance by any subcontractor or lower tier subcontractor with the clauses set forth in paragraphs 1 through 4 of this clause.

## **CLEAN AIR AND WATER POLLUTION CONTROL**

Contractors and subcontractors agree:

- a. That any facility to be used in the performance of the contract or subcontract or to benefit from the contract is not listed on the Environmental Protection Agency (EPA) List of Violating Facilities;
- b. To comply with all applicable standards, orders, and regulations issued pursuant to the Clean Air Act (42 U.S.C. § 740-7671q) and the Federal Water Pollution Control Act as amended (33 U.S.C. § 1251-1387). The Contractor agrees to report any violation to the Owner immediately upon discovery. The Owner assumes responsibility for notifying the Environmental Protection Agency (EPA) and the Federal Aviation Administration. Contractor must include this requirement in all subcontracts that exceeds \$150,000.
- c. That, as a condition for the award of this contract, the contractor or subcontractor will notify the awarding official of the receipt of any communication from the EPA indicating that a facility to be used for the performance of or benefit from the contract is under consideration to be listed on the EPA List of Violating Facilities;
- d. To include or cause to be included in any construction contract or subcontract which exceeds \$100,000 the aforementioned criteria and requirements.

## **OCCUPATIONAL SAFETY AND HEALTH ACT OF 1970**

(Reference 20 CFR part 1910)

All contracts and subcontracts that result from this solicitation incorporate by reference the requirements of 29 CFR Part 1910 with the same force and effect as if given in full text.

Contractor must provide a work environment that is free from recognized hazards that may cause death or serious physical harm to the employee. The Contractor retains full responsibility to monitor its compliance and their subcontractor's compliance with the applicable requirements of the Occupational Safety and Health Act of 1970 (20 CFR Part 1910). Contractor must address any claims or disputes that pertain to a referenced requirement directly with the U.S. Department of Labor – Occupational Safety and Health Administration.

### **TEXTING WHEN DRIVING**

In accordance with Executive Order 13513, "Federal Leadership on Reducing Text Messaging While Driving" (10/1/2009) and DOT Order 3902.10 "Text Messaging While Driving" (12/30/2009), the FAA encourages recipients of Federal grant funds to adopt and enforce safety policies that decrease crashes by distracted drivers, including policies to ban text messaging while driving when performing work related to a grant or sub-grant.

In support of this initiative, the Owner encourages the Contractor to promote policies and initiatives for its employees and other work personnel that decrease crashes by distracted drivers, including policies that ban text messaging while driving motor vehicles while performing work activities associated with the project. The Contractor must include the substance of this clause in all sub-tier contracts exceeding \$3,500 and involve driving a motor vehicle in performance of work activities associated with the project.

### **COPELAND "ANTI-KICKBACK" ACT**

Contractor must comply with the requirements of the Copeland "Anti-Kickback" Act (18 U.S.C. 874 and 40 U.S.C. 3145), as supplemented by Department of Labor regulation 29 CFR part 3. Contractor and subcontractors are prohibited from inducing, by any means, any person employed on the project to give up any part of the compensation to which the employee is entitled. The Contractor and each Subcontractor must submit to the Owner, a weekly statement on the wages paid to each employee performing on covered work during the prior week. Owner must report any violations of the Act to the Federal Aviation Administration.

### **FEDERAL FAIR LABOR STANDARDS ACT (FEDERAL MINIMUM WAGE)**

All contracts and subcontracts that result from this solicitation incorporate by reference the provisions of 29 CFR part 201, the Federal Fair Labor Standards Act (FLSA), with the same force and effect as if given in full text. The FLSA sets minimum wage, overtime pay, recordkeeping, and child labor standards for full and part time workers.

Contractor has full responsibility to monitor compliance to the referenced statute or regulation. Contractor must address any claims or disputes that arise from this requirement directly with the U.S. Department of Labor – Wage and Hour Division.

## **LOBBYING AND INFLUENCING FEDERAL EMPLOYEES**

The bidder or offeror certifies by signing and submitting this bid or proposal, to the best of his or her knowledge and belief, that:

- (1) No Federal appropriated funds have been paid or will be paid, by or on behalf of the Bidder or Offeror, to any person for influencing or attempting to influence an officer or employee of an agency, a Member of Congress, an officer or employee of Congress, or an employee of a Member of Congress in connection with the awarding of any Federal contract, the making of any Federal grant, the making of any Federal loan, the entering into of any cooperative agreement, and the extension, continuation, renewal, amendment, or modification of any Federal contract, grant, loan, or cooperative agreement.
- (2) If any funds other than Federal appropriated funds have been paid or will be paid to any person for influencing or attempting to influence an officer or employee of any agency, a Member of Congress, an officer or employee of Congress, or an employee of a Member of Congress in connection with this Federal contract, grant, loan, or cooperative agreement, the undersigned shall complete and submit Standard Form-LLL, "Disclosure Form to Report Lobbying," in accordance with its instructions.
- (3) The undersigned shall require that the language of this certification be included in the award documents for all sub-awards at all tiers (including subcontracts, sub-grants, and contracts under grants, loans, and cooperative agreements) and that all sub-recipients shall certify and disclose accordingly.

This certification is a material representation of fact upon which reliance was placed when this transaction was made or entered into. Submission of this certification is a prerequisite for making or entering into this transaction imposed by section 1352, title 31, U.S. Code. Any person who fails to file the required certification shall be subject to a civil penalty of not less than \$10,000 and not more than \$100,000 for each such failure.

## **PROCUREMENT OF RECOVERED MATERIAL**

Contractor and subcontractor agree to comply with Section 6002 of the Solid Waste Disposal Act, as amended by the Resource Conservation and Recovery Act, and the regulatory provisions of 40 CFR Part 247. In the performance of this contract and to the extent practicable, the Contractor and subcontractors are to use of products containing the highest percentage of recovered materials for items designated by the Environmental Protection Agency (EPA) under 40 CFR Part 247 whenever:

- e) The contract requires procurement of \$10,000 or more of a designated item during the fiscal year; or,
- f) The contractor has procured \$10,000 or more of a designated item using Federal funding during the previous fiscal year.

EPA-designated item list is available at [www.epa.gov/epawaste/consERVE/tools/cpg/products/](http://www.epa.gov/epawaste/consERVE/tools/cpg/products/).

Section 6002(c) establishes exceptions to the preference for recovery of EPA-designated products if the contractor can demonstrate the item is:

- a) Not reasonably available within a timeframe providing for compliance with the contract performance schedule;
- b) Fails to meet reasonable contract performance requirements; or
- c) Is only available at an unreasonable price.

## **SEISMIC SAFETY**

The contractor agrees to ensure that all work performed under this contract, including work performed by subcontractors, conforms to a building code standard that provides a level of seismic safety substantially equivalent to standards established by the National Earthquake Hazards Reduction Program (NEHRP). Local building codes that model their code after the current version of the International Building Code (IBC) meet the NEHRP equivalency level for seismic safety.

**WAGE RATES**

**General Decision Number: GA20200184 01/03/2020**Superseded General Decision Number:  
GA20190184

State: Georgia  
Construction Type: Highway  
Counties: Jackson County in Georgia

**HIGHWAY CONSTRUCTION PROJECTS**

Note:

Under Executive Order (EO) 13658, an hourly minimum wage of \$10.80 for calendar year 2020 applies to all contracts subject to the Davis-Bacon Act for which the contract is awarded (and any solicitation was issued) on or after January 1, 2015. If this contract is covered by the EO, the contractor must pay all workers in any classification listed on this wage determination at least \$10.80 per hour (or the applicable wage rate listed on this wage determination, if it is higher) for all hours spent performing on the contract in calendar year 2020. If this contract is covered by the EO and a classification considered necessary for performance of work on the contract does not appear on this wage determination, the contractor must pay workers in that classification at least the wage rate determined through the conformance process set forth in 29 CFR 5.5(a)(1)(ii) (or the EO minimum wage rate, if it is higher than the conformed wage rate). The EO minimum wage rate will be adjusted annually. Please note that this EO applies to the above-mentioned types of contracts entered into by the federal government that are subject to the Davis-Bacon Act itself, but it does not apply to contracts subject only to the Davis-Bacon Related Acts, including those set forth at 29 CFR 5.1(a)(2)-(60). Additional information on contractor requirements and worker protections under the EO is available at [www.dol.gov/whd/govcontracts](http://www.dol.gov/whd/govcontracts).

Modification Number	Publication Date
0	01/03/2020

SUGA2014-018 10/03/2016

Rates

CARPENTER, Excludes Form Work....\$ 14.64

CEMENT MASON/CONCRETE FINISHER...\$ 14.58

FORM WORKER.....\$ 14.34

HIGHWAY/PARKING LOT STRIPING:  
Operator (Striping Machine)....\$ 12.17

INSTALLER - GUARDRAIL.....\$ 14.27  
 IRONWORKER, REINFORCING.....\$ 14.63  
 IRONWORKER, STRUCTURAL.....\$ 15.53  
 LABORER: Grade Checker.....\$ 13.12  
 LABORER: Mason Tender -  
 Cement/Concrete.....\$ 10.45  
 LABORER: Pipelayer.....\$ 14.50  
 LABORER: Asphalt (Includes  
 Distributor, Raker, Screed,  
 Shoveler, and Spreader).....\$ 13.34  
 LABORER: Common or General,  
 Includes Erosion Control.....\$ 11.31  
 OPERATOR:  
 Backhoe/Excavator/Trackhoe.....\$ 16.27  
 OPERATOR: Broom/Sweeper.....\$ 13.71  
 OPERATOR: Bulldozer.....\$ 14.96  
 OPERATOR: Compactor.....\$ 13.31  
 OPERATOR: Concrete Saw.....\$ 18.10  
 OPERATOR: Crane.....\$ 21.35  
 OPERATOR: Distributor.....\$ 17.24  
 OPERATOR: Grader/Blade.....\$ 19.05  
 OPERATOR: Hydroseeder.....\$ 15.82  
 OPERATOR: Loader.....\$ 14.16  
 OPERATOR: Mechanic.....\$ 16.88



OPERATOR: Milling Machine  
 Groundsman.....\$ 14.50

OPERATOR: Milling Machine.....\$ 15.95

OPERATOR: Paver (Asphalt,  
 Aggregate, and Concrete).....\$ 16.54

OPERATOR: Piledriver.....\$ 20.34

OPERATOR: Roller.....\$ 14.01

OPERATOR: Scraper.....\$ 13.16

OPERATOR: Screed.....\$ 15.23

OPERATOR: Shuttle Buggy.....\$ 13.61

TRAFFIC CONTROL: Flagger.....\$ 12.62

TRAFFIC CONTROL:  
 Laborer-Cones/  
 Barricades/Barrels -  
 Setter/Mover/Sweeper.....\$ 13.20

TRAFFIC SIGNALIZATION:  
 Laborer.....\$ 13.38

TRUCK DRIVER: Dump Truck.....\$ 14.35

TRUCK DRIVER: Flatbed Truck.....\$ 15.42

TRUCK DRIVER: Hydroseeder  
 Truck.....\$ 11.23

TRUCK DRIVER: Lowboy Truck.....\$ 17.42

TRUCK DRIVER: Water Truck.....\$ 12.82

TRUCK DRIVER: Semi/Trailer  
 Truck.....\$ 16.99

-----

WELDERS - Receive rate prescribed for craft performing operation to which welding is incidental.

=====  
===

Note: Executive Order (EO) 13706, Establishing Paid Sick Leave for Federal Contractors applies to all contracts subject to the Davis-Bacon Act for which the contract is awarded (and any solicitation was issued) on or after January 1, 2017. If this contract is covered by the EO, the contractor must provide employees with 1 hour of paid sick leave for every 30 hours they work, up to 56 hours of paid sick leave each year. Employees must be permitted to use paid sick leave for their own illness, injury or other health-related needs, including preventive care; to assist a family member (or person who is like family to the employee) who is ill, injured, or has other health-related needs, including preventive care; or for reasons resulting from, or to assist a family member (or person who is like family to the employee) who is a victim of, domestic violence, sexual assault, or stalking. Additional information on contractor requirements and worker protections under the EO is available at [www.dol.gov/whd/govcontracts](http://www.dol.gov/whd/govcontracts).

Unlisted classifications needed for work not included within the scope of the classifications listed may be added after award only as provided in the labor standards contract clauses (29CFR 5.5 (a) (1) (ii)).

-----

The body of each wage determination lists the classification and wage rates that have been found to be prevailing for the cited type(s) of construction in the area covered by the wage determination. The classifications are listed in alphabetical order of ""identifiers"" that indicate whether the particular rate is a union rate (current union negotiated rate for local), a survey rate (weighted average rate) or a union average rate (weighted union average rate).

## Union Rate Identifiers

A four letter classification abbreviation identifier enclosed in dotted lines beginning with characters other than ""SU"" or ""UAVG"" denotes that the union classification and rate were prevailing for that classification in the survey. Example: PLUM0198-005 07/01/2014. PLUM is an abbreviation identifier of the union which prevailed in the survey for this classification, which in this example would be Plumbers. 0198 indicates the local union number or district council number where applicable, i.e., Plumbers Local 0198. The next number, 005 in the example, is an internal number used in processing the wage determination. 07/01/2014 is the effective date of the most current negotiated rate, which in this example is July 1, 2014.

Union prevailing wage rates are updated to reflect all rate changes in the collective bargaining agreement (CBA) governing this classification and rate.

## Survey Rate Identifiers

Classifications listed under the ""SU"" identifier indicate that no one rate prevailed for this classification in the survey and the published rate is derived by computing a weighted average rate based on all the rates reported in the survey for that classification. As this weighted average rate includes all rates reported in the survey, it may include both union and non-union rates. Example: SULA2012-007 5/13/2014. SU indicates the rates are survey rates based on a weighted average calculation of rates and are not majority rates. LA indicates the State of Louisiana. 2012 is the year of survey on which these classifications and rates are based. The next number, 007 in the example, is an internal number used in producing the wage determination. 5/13/2014 indicates the survey completion date for the classifications and rates under that identifier.

Survey wage rates are not updated and remain in effect until a new survey is conducted.

## Union Average Rate Identifiers

Classification(s) listed under the UAVG identifier indicate

that no single majority rate prevailed for those classifications; however, 100% of the data reported for the classifications was union data. EXAMPLE: UAVG-OH-0010 08/29/2014. UAVG indicates that the rate is a weighted union average rate. OH indicates the state. The next number, 0010 in the example, is an internal number used in producing the wage determination. 08/29/2014 indicates the survey completion date for the classifications and rates under that identifier.

A UAVG rate will be updated once a year, usually in January of each year, to reflect a weighted average of the current negotiated/CBA rate of the union locals from which the rate is based.

-----

#### WAGE DETERMINATION APPEALS PROCESS

1.) Has there been an initial decision in the matter? This can be:

- \* an existing published wage determination
- \* a survey underlying a wage determination
- \* a Wage and Hour Division letter setting forth a position on a wage determination matter
- \* a conformance (additional classification and rate) ruling

On survey related matters, initial contact, including requests for summaries of surveys, should be with the Wage and Hour Regional Office for the area in which the survey was conducted because those Regional Offices have responsibility for the Davis-Bacon survey program. If the response from this initial contact is not satisfactory, then the process described in 2.) and 3.) should be followed.

With regard to any other matter not yet ripe for the formal process described here, initial contact should be with the Branch of Construction Wage Determinations. Write to:

Branch of Construction Wage Determinations  
Wage and Hour Division

U.S. Department of Labor  
200 Constitution Avenue, N.W.  
Washington, DC 20210

2.) If the answer to the question in 1.) is yes, then an interested party (those affected by the action) can request review and reconsideration from the Wage and Hour Administrator (See 29 CFR Part 1.8 and 29 CFR Part 7). Write to:

Wage and Hour Administrator  
U.S. Department of Labor  
200 Constitution Avenue, N.W.  
Washington, DC 20210

The request should be accompanied by a full statement of the interested party's position and by any information (wage payment data, project description, area practice material, etc.) that the requestor considers relevant to the issue.

3.) If the decision of the Administrator is not favorable, an interested party may appeal directly to the Administrative Review Board (formerly the Wage Appeals Board). Write to:

Administrative Review Board  
U.S. Department of Labor  
200 Constitution Avenue, N.W.  
Washington, DC 20210

4.) All decisions by the Administrative Review Board are final..

=====

**END OF GENERAL DECISION**

**PROPOSAL**

Date: \_\_\_\_\_

TO: Myrna Yarbrough  
**Purchasing Manager**  
Jackson County Administrative Building  
67 Athens St.  
Jefferson, GA 30549

Bidders Name: \_\_\_\_\_

Address: \_\_\_\_\_

\_\_\_\_\_

\_\_\_\_\_

The undersigned, as bidder, hereby declares that the only person or persons interested in this bid as principal or principals is or are named herein and that no person other than those herein mentioned, has any interest in the bid or in the contract to be entered into; that this bid is made without connection with any other person, company or parties making a bid; and that it is in all respects fair and in good faith without collusion or fraud.

The bidder further declares that he has examined the site of the work and informed himself fully in regard to all conditions pertaining to the place where the work is to be done, that he has examined the specifications for the work and contract documents relative thereto, and has read all special provisions furnished prior to the opening of bids; that he has satisfied himself relative to the work performed. In case of conflict between words and figures, the words will govern.

The bidder proposes and agrees that if this bid is accepted, to contract with the Jackson County in the form of contract specified, to furnish all necessary transportation and labor necessary to perform all construction in full and complete agreement with the plans and specifications and contract documents to the full and entire satisfaction of the Jackson County as computed from the schedule of unit prices hereinafter shown. The quantities of work shown by unit prices are approximations only and the contract price will be based on the actual quantities included in the work.

The bidder agrees not to withdraw his bid within **120 days** after the scheduled closing time for receipt of bids. The bidder also understands that award of this contract is subject to availability of funding.

A bidder shall be considered disqualified for any of the following reasons, among others:

(a) Submitting more than one bid from the same partnership, firm or corporation under the same or different name.

(b) Evidence of collusion among bidders. Bidders participating in such collusion shall be disqualified as bidders for any future work of the Owner until any such participating bidder has been reinstated by the Owner as a qualified bidder.

The Owner reserves that right to reject any or all bids or sections thereof or to accept such bids or sections thereof, as it appears in its judgment to be in the best interest of the Owner.

Bidders are hereby notified that all bids may be rejected if the lowest responsible bid(s) received exceeds the Engineer's estimate by more than 7% and it is determined that an award of the contract would cause excessive inflationary impact. Nothing in this paragraph shall limit in any manner the Owner's right to reject any and all bids if it appears in its judgment to be its best interest to do so.

The bidder agrees, if awarded the contract to commence work on the commencement date stated in the Notice to Proceed or within ten (10) days after such specified commencement date.

The bidder further agrees that in the case of failure on his part to execute said contract and the bonds required within ten (10) consecutive calendar days after written notice is given of the award of the contract, the bid bond accompanying this bid shall be paid into the hands of the Owner, as liquidated damages for such failure; otherwise, the bid bond accompanying this bid shall be returned to the undersigned.

Time of Performance: By submittal of this proposal, the undersigned acknowledges and agrees to commence work within ten (10) calendar days of the date specified in the written "Notice-to-Proceed" as issued by the OWNER. The undersigned further agrees to complete the Project within 60 calendar days Calendar days from the commencement date specified in the Notice-to-Proceed.

The undersigned acknowledges and accepts that for each and every Calendar/Working day the project remains incomplete beyond the contract time of performance, the Contractor shall pay the non-penal amount of \$500 per Calendar day as a liquidated damage to the OWNER.

The undersigned shall acknowledge receipt of any addenda in the appropriate space provided on the Bid Form.

The bidder acknowledges that the Owner has established a contract Disadvantaged Business Enterprise goal of 7.27% for this project. The bidder acknowledges and accepts the requirement to apply and document good faith efforts, as defined in Appendix A, 49 CFR Part 26, for subcontracting a portion of the prime contract to certified Disadvantaged Business Enterprises (DBE), as defined in 49 CFR Part 26 for purposes of meeting the Owner's established goal. The bidder, in complying with this requirement, proposes participation by

Disadvantaged Business Enterprises as stated on the attached forms, "Utilization Statement" and "Letter of Intent"

The bidder acknowledges and accepts the requirements of the Davis-Bacon Act (29 CFR Part 5.5). Under the provisions of the Act, contractors and their subcontractors are to pay workers employed directly upon the site of the work no less than the locally prevailing wages and fringe benefits paid on projects of a similar character. The Davis-Bacon Act directs the Secretary of Labor to determine such local prevailing wage rates.



**Intentionally Left Blank**

**SCHEDULE OF WORK  
APRON PAVEMENT DRAINAGE REHABILITATION  
PHASE 2**

Item No. & Spec.	Description and Unit Price in Words	Quantity	Unit	Unit Price	Extended Total
<b>Schedule I</b>					
1 FAA C-105	Mobilization @ (write in words)  _____  _____	1	LS	_____	_____
2 FAA C-102	Temporary Construction Exit, including installation, maintenance, and removal @ (write in words)  _____  _____	1	EA	_____	_____
3 FAA C-102	Temporary Compost Filter Sock, including installation, maintenance, and removal @ (write in words)  _____  _____	802	LF	_____	_____
4 FAA C-102	Temporary Storm Drainage Inlet Protection, including installation, maintenance, and removal @ (write in words)  _____  _____	2	EA	_____	_____
5 FAA C-102	Temporary Excavated Inlet Sediment Trap Storm Drainage Inlet Protection, including installation, maintenance, and removal @ (write in words)  _____  _____	1	EA	_____	_____
6 FAA C-102	Temporary Slotted Board Dam with Stone Retrofit, including installation, maintenance, and removal @ (write in words)  _____  _____	2	EA	_____	_____
7 FAA C-102	Permanent Rip Rap Outlet Protection, including installation and maintenance @ (write in words)  _____  _____	9	SY	_____	_____

**Intentionally Left Blank**

**SCHEDULE OF WORK  
APRON PAVEMENT DRAINAGE REHABILITATION  
PHASE 2**

Item No. & Spec.	Description and Unit Price in Words	Quantity	Unit	Unit Price	Extended Total
<b>Schedule I</b>					
8 FAA C-102	Permanent Slope Stabilization Matting Blanket, including installation and maintenance @ (write in words) _____ _____	172	SY	_____	_____
9 FAA P-101	Bituminous Pavement Removal @ (write in words) _____ _____	8,981	SY	_____	_____
10 FAA P-101	Remove Existing 15" CMP @ (write in words) _____ _____	100	LF	_____	_____
11 FAA P-101	Remove Existing Drainage Structure @ (write in words) _____ _____	1	EA	_____	_____
12 FAA P-101	Joint and Crack Repair and Seal @ (write in words) _____ _____	1,100.0	LF	_____	_____
13 FAA P-152	Unclassified Excavation @ (write in words) _____ _____	2,576	CY	_____	_____
14 FAA P-209	Crushed Aggregate Base Course, 6in Depth @ (write in words) _____ _____	2,040	CY	_____	_____

**Intentionally Left Blank**

**SCHEDULE OF WORK  
APRON PAVEMENT DRAINAGE REHABILITATION  
PHASE 2**

Item No. & Spec.	Description and Unit Price in Words	Quantity	Unit	Unit Price	Extended Total
<b>Schedule I</b>					
15 GDOT 402	Bituminous Surface Course @ (write in words)  _____  _____	1,825	TN	_____	_____
16 FAA P-602	Bituminous Prime Coat @ (write in words)  _____  _____	3,060	GAL	_____	_____
17 FAA P-603	Bituminous Tack Coat @ (write in words)  _____  _____	1,521	GAL	_____	_____
18 FAA P-620	Runway & Taxiway Marking, Permanent, Yellow, Reflective with Microbicide @ (write in words)  _____  _____	449	SF	_____	_____
19 FAA P-620	Runway & Taxiway Marking, Temporary, Yellow, Non- Reflective with Microbicide @ (write in words)  _____  _____	449	SF	_____	_____
20 FAA D-701	18" Diam. CMP @ (write in words)  _____  _____	183	LF	_____	_____
21 FAA D-701	18" Diam. Class IV RCP @ (write in words)  _____  _____	76	LF	_____	_____

**Intentionally Left Blank**

**SCHEDULE OF WORK  
APRON PAVEMENT DRAINAGE REHABILITATION  
PHASE 2**

Item No. & Spec.	Description and Unit Price in Words	Quantity	Unit	Unit Price	Extended Total
<b>Schedule I</b>					
22 FAA D-702	Slotted Drain with 18" Diam. Pipe, including all appurtenances @ (write in words)  _____  _____	312	LF	_____	_____
23 FAA D-702	Slotted Drain with 24" Diam. Pipe, including caps, transition sleeves, and all appurtenances @ (write in words)  _____  _____	311	LF	_____	_____
24 FAA D-702	24" Diam. Elbow for Slotted Drain, including transition sleeves and all appurtenances @ (write in words)  _____  _____	2	EA	_____	_____
25 FAA D-702	Concrete for Slotted Drain Backfill @ (write in words)  _____  _____	145	CY	_____	_____
26 FAA D-751	4'x4' Drop Inlet, 0'-10' Depth @ (write in words)  _____  _____	1	EA	_____	_____
27 FAA D-751	4'x4' Drop Inlet with Concrete Apron, 0'-10' Depth @ (write in words)  _____  _____	1	EA	_____	_____
28 FAA D-752	18" Concrete Flared End Section @ (write in words)  _____  _____	1	EA	_____	_____
29 FAA D-752	Modify Existing Drainage Structure @ (write in words)  _____  _____	1	EA	_____	_____



**Intentionally Left Blank**

**SCHEDULE OF WORK  
APRON PAVEMENT DRAINAGE REHABILITATION  
PHASE 2**

Item No. & Spec.	Description and Unit Price in Words	Quantity	Unit	Unit Price	Extended Total
30 FAA T-901	Permanent Grassing, including seed, lime, fertilizer, and mulch @ (write in words)  _____  _____	1	AC	_____	_____
31 FAA T-905	Topsoil Placement @ (write in words)  _____  _____	556	CY	_____	_____
32 FAA T-908	Hydraulic Mulch with Tackifier @ (write in words)  _____  _____	2.7	AC	_____	_____
33	Remove/relocate existing underground electrical utilities & transformers (Jackson EMC) @ (write in words)  _____  _____	1	LS	_____	_____
TOTAL BID					_____

**The Owner reserves the right to award and/or reject any or all schedules of work.**  
 CONTRACT TIME: 60 CALENDAR DAYS  
 Liquidated Damages \$500.00 per Calendar Day  
 DBE Goal is 7.27%

**Intentionally Left Blank**

**SCHEDULE OF WORK  
APRON PAVEMENT DRAINAGE REHABILITATION  
PHASE 2**

Respectfully Submitted,

\_\_\_\_\_  
Contractor

\_\_\_\_\_  
Address

\_\_\_\_\_  
BY

\_\_\_\_\_  
Title

\_\_\_\_\_  
Date

DATE: \_\_\_\_\_

Current GA Contractor

License No.: \_\_\_\_\_

**ACKNOWLEDGEMENT OF ADDENDA**

**NO.            SIGNATURE**

1. \_\_\_\_\_
2. \_\_\_\_\_
3. \_\_\_\_\_
4. \_\_\_\_\_

\_\_\_\_\_  
\_\_\_\_\_  
\_\_\_\_\_  
\_\_\_\_\_

**Intentionally Left Blank**

**Bid Bond**  
(Attach Bid Bond Here)

**Intentionally Left Blank**

**EQUAL EMPLOYMENT OPPORTUNITY (EEO) REPORT STATEMENT**

(41 CFR Part 60-1.7)

The Bidder shall complete the following statement by checking the appropriate boxes. Failure to complete these blanks may be grounds for rejection of bid.

1. The Bidder has \_\_\_has not\_\_\_developed and has on file at each establishment affirmative action programs pursuant to 41 CFR 60-1.40 and 41 CFR 60-2.
2. The Bidder has \_\_\_has not\_\_\_participated in any previous contract or subcontract subject to the equal opportunity clause prescribed by Executive Order 11246, as amended.
3. The Bidder has\_\_\_has not\_\_\_filed with the Joint Reporting Committee the annual compliance report on Standard Form 100 (EEO-1 Report).
4. The Bidder does\_\_\_does not\_\_\_employ fifty (50) or more employees.

Name of Bidder:\_\_\_\_\_

By:\_\_\_\_\_

Title:\_\_\_\_\_

Date:\_\_\_\_\_



## **DISADVANTAGED BUSINESS ENTERPRISE (DBE)**

Policy. The requirements of 49 CFR Part 26, Regulations of the U.S. Department of Transportation, apply to this contract. It is the policy of the Jackson County to practice nondiscrimination based on race, color, sex, or national origin in the award or performance of this contract. All firms qualifying under this solicitation are encouraged to submit bids/proposals. Award of this contract will be conditioned upon satisfying the requirements of this bid specification. These requirements apply to all bidders/offerors, including those who qualify as a DBE. A DBE contract goal of 7.27% has been established for this contract. The bidder/offeror shall make good faith efforts, as defined in the Instruction to Bidders section of the specifications and Appendix A, 49 CFR Part 26 (Attachment 1), to meet the contract goal by utilizing DBEs in the performance of this contract.

DBE Obligation. The contractor agrees to ensure that disadvantaged business enterprises as defined in 49 CFR Part 26 have the maximum opportunity to participate in the performance of contracts and subcontracts financed in whole or in part with federal funds provided under this agreement. In this regard, all contractors shall take all necessary and reasonable steps in accordance with 49 CFR Part 26 to ensure that disadvantaged business enterprises have the maximum opportunity to compete for and perform contracts. Contractors shall not discriminate on the basis of race, color, national origin, or sex in the performance of this or subsequent subcontracts.

DBE Participation. The Bidder shall provide the following information for disadvantaged subcontractors whom it proposes to engage in carrying out and completing the work called for by this proposal. No change shall be made in any of the disadvantaged subcontractors proposed to be engaged by the bidder, should it be the successful bidder, following the opening of this proposal without the prior written consent and approval of the Jackson County.

# LISTING OF DBE SUBCONTRACTORS

Sheet \_\_\_\_\_ of \_\_\_\_\_

FIRM NAME AND ADDRESS	DBE	ITEM NO.	ITEM DESCRIPTION	* AGREED UPON UNIT PRICE	** DOLLAR VOLUME OF ITEM

\* The Dollar Volume shown in this column shall be the Actual Price Agreed Upon by the Prime Contractor and the DBE subcontractor, and these prices will be used to determine the percentage of the DBE participation in the contract.  
 \*\* Must have entry even if figure to be entered is zero.

\*\* Dollar Volume of DBE Subcontractor \$ \_\_\_\_\_  
 Percentage of Total Contract Bid Price \_\_\_\_\_%

**This form must be completed in order for the Bid to be considered responsive and be publicly read.  
Bidders with no DBE participation must so indicate this on the form by entering the word or number *zero*.**

**LETTER OF INTENT**  
**Disadvantage Business Enterprise**  
*(This page shall be submitted for each DBE firm)*

**Bidder/Offer** Name: \_\_\_\_\_  
 Address: \_\_\_\_\_  
 City: \_\_\_\_\_ State: \_\_\_\_\_ Zip: \_\_\_\_\_

**DBE Firm:** DBE Firm: \_\_\_\_\_  
 Address: \_\_\_\_\_  
 City: \_\_\_\_\_ State: \_\_\_\_\_ Zip: \_\_\_\_\_

**DBE Contact Person:** Name: \_\_\_\_\_ Phone: ( ) \_\_\_\_\_

**DBE Certifying Agency:** \_\_\_\_\_ Expiration Date: \_\_\_\_\_

*Each DBE Firm shall submit evidence (such as a photocopy) of their certification status.*

**Classification:**       Prime Contractor       Subcontractor       Joint Venture  
                                   Manufacturer               Supplier

Work item(s) to be performed by DBE	Description of Work Item	Quantity	Total

The bidder/offeror is committed to utilizing the above-named DBE firm for the work described above. The estimated participation is as follows:

DBE contract amount:      \$ \_\_\_\_\_ Percent of total contract: \_\_\_\_\_ %

**AFFIRMATION:**

The above-named DBE firm affirms that it will perform the portion of the contract for the estimated dollar value as stated above.

By: \_\_\_\_\_  
                                  (Signature)                      (Title)

In the event the bidder/offeror does not receive award of the prime contract, any and all representations in this Letter of Intent and Affirmation shall be null and void.

**UTILIZATION STATEMENT  
Disadvantage Business Enterprise**

The undersigned bidder/offeror has satisfied the requirements of the bid specification in the following manner. *(Please mark the appropriate box)*

- The bidder/offeror is committed to a minimum of 7.27% DBE utilization on this contract.**
- The bidder/offeror, while unable to meet the DBE goal of 7.27%, hereby commits to a minimum of \_\_\_\_\_% DBE utilization on this contract and also submits documentation, as an attachment, demonstrating good faith efforts (GFE). \***

The undersigned hereby further assures that the information included herein is true and correct, and that the DBE firm(s) listed herein have agreed to perform a commercially useful function in the work items noted for each firm. The undersigned further understands that no changes to this statement may be made without prior approval from the Civil Right Staff of the Federal Aviation Administration.

\_\_\_\_\_  
Bidder's/Offeror's Firm Name

\_\_\_\_\_  
Signature

\_\_\_\_\_  
Date

**DBE UTILIZATION SUMMARY**

<u>Percentage</u>	<u>Contract Amount</u>	<u>DBE Amount</u>	<u>Contract</u>
DBE Prime Contractor	\$ _____ x 1.00 =	\$ _____	_____ %
DBE Subcontractor	\$ _____ x 1.00 =	\$ _____	_____ %
DBE Supplier	\$ _____ x 0.60 =	\$ _____	_____ %
DBE Manufacturer	\$ _____ x 1.00 =	\$ _____	_____ %
Total Amount DBE		\$ _____	_____ %
DBE Goal		\$ _____	_____ %

\* If the total proposed DBE participation is less than the established DBE goal, Bidder must provide written documentation of the good faith efforts as required by 49 CFR Part 26.

## CERTIFICATIONS

The undersigned hereby certifies to the Jackson County that:

### **TRADE RESTRICTION CERTIFICATION**

The contractor or subcontractor, by submission of an offer and/or execution of a contract, certifies that it:

- a. is not owned or controlled by one or more citizens of a foreign country included in the list of countries that discriminate against U.S. firms published by the Office of the United States Trade Representative (USTR);
- b. has not knowingly entered into any contract or subcontract for this project with a person that is a citizen or national of a foreign country on said list, or is owned or controlled directly or indirectly by one or more citizens or nationals of a foreign country on said list;
- c. has not procured any product nor subcontracted for the supply of any product for use on the project that is produced in a foreign country on said list.

Unless the restrictions of this clause are waived by the Secretary of Transportation in accordance with 49 CFR 30.17, no contract shall be awarded to a contractor or subcontractor who is unable to certify to the above. If the contractor knowingly procures or subcontracts for the supply of any product or service of a foreign country on said list for use on the project, the Federal Aviation Administration may direct through the Sponsor cancellation of the contract at no cost to the Government.

Further, the contractor agrees that, if awarded a contract resulting from this solicitation, it will incorporate this provision for certification without modification in each contract and in all lower tier subcontracts. The contractor may rely on the certification of a prospective subcontractor unless it has knowledge that the certification is erroneous.

The contractor shall provide immediate written notice to the sponsor if the contractor learns that its certification or that of a subcontractor was erroneous when submitted or has become erroneous by reason of changed circumstances. The subcontractor agrees to provide written notice to the contractor if at any time it learns that its certification was erroneous by reason of changed circumstances.

This certification is a material representation of fact upon which reliance was placed when making the award. If it is later determined that the contractor or subcontractor knowingly rendered an erroneous certification, the Federal Aviation Administration may direct through

the Sponsor cancellation of the contract or subcontract for default at no cost to the Government.

Nothing contained in the foregoing shall be construed to require establishment of a system of records in order to render, in good faith, the certification required by this provision. The knowledge and information of a contractor is not required to exceed that which is normally possessed by a prudent person in the ordinary course of business dealings.

This certification concerns a matter within the jurisdiction of an agency of the United States of America and the making of a false, fictitious, or fraudulent certification may render the maker subject to prosecution under Title 18, United States Code, Section 1001.

## **BUY AMERICAN CERTIFICATION**

The contractor agrees to comply with 49 USC § 50101, which provides that Federal funds may not be obligated unless all steel and manufactured goods used in AIP-funded projects are produced in the United States, unless the FAA has issued a waiver for the product; the product is listed as an Excepted Article, Material Or Supply in Federal Acquisition Regulation subpart 25.108; or is included in the FAA Nationwide Buy American Waivers Issued list.

A bidder or offeror must submit the appropriate Buy America certification (below) with all bids or offers on AIP funded projects. Bids or offers that are not accompanied by a completed Buy America certification must be rejected as nonresponsive.

### **Certificate of Buy American Compliance for Manufactured Products**

(Non-building construction projects, equipment acquisition projects)

As a matter of bid responsiveness, the bidder or offeror must complete, sign, date, and submit this certification statement with their proposal. The bidder or offeror must indicate how they intend to comply with 49 USC § 50101 by selecting one on the following certification statements. These statements are mutually exclusive. Bidder must select one or the other (not both) by inserting a checkmark (✓) or the letter "X".

Bidder or offeror hereby certifies that it will comply with 49 USC § 50101 by:

- a) Only installing steel and manufactured products produced in the United States,  
or;

- b) Installing manufactured products for which the FAA has issued a waiver as indicated by inclusion on the current FAA Nationwide Buy American Waivers Issued listing, or;
- c) Installing products listed as an Excepted Article, Material or Supply in Federal Acquisition Regulation Subpart 25.108.

By selecting this certification statement, the bidder or offeror agrees:

- 1. To provide to the Owner evidence that documents the source and origin of the steel and manufactured product.
- 2. To faithfully comply with providing US domestic product
- 3. To furnish US domestic product for any waiver request that the FAA rejects
- 4. To refrain from seeking a waiver request after establishment of the contract, unless extenuating circumstances emerge that the FAA determines justified.

The bidder or offeror hereby certifies it cannot comply with the 100% Buy American Preferences of 49 USC § 50101(a) but may qualify for either a Type 3 or Type 4 waiver under 49 USC § 50101(b). By selecting this certification statement, the apparent bidder or offeror with the apparent low bid agrees:

- 1. To the submit to the Owner within 15 calendar days of the bid opening, a formal waiver request and required documentation that support the type of waiver being requested.
- 2. That failure to submit the required documentation within the specified timeframe is cause for a non-responsive determination may result in rejection of the proposal.
- 3. To faithfully comply with providing US domestic products at or above the approved US domestic content percentage as approved by the FAA.
- 4. To refrain from seeking a waiver request after establishment of the contract, unless extenuating circumstances emerge that the FAA determines justified.

**Required Documentation**

**Type 3 Waiver** - The cost of the item components and subcomponents produced in the United States is more that 60% of the cost of all components and subcomponents of the “item”. The required documentation for a type 3 waiver is:

- a) Listing of all product components and subcomponents that are not comprised of 100% US domestic content (Excludes products listed on the FAA Nationwide Buy American Waivers Issued listing and products excluded by Federal Acquisition Regulation Subpart 25.108; products of unknown origin must be considered as non-domestic products in their entirety)
- b) Cost of non-domestic components and subcomponents, excluding labor costs associated with final assembly at place of manufacture.



- c) Percentage of non-domestic component and subcomponent cost as compared to total “item” component and subcomponent costs, excluding labor costs associated with final assembly at place of manufacture.

**Type 4 Waiver** – Total cost of project using US domestic source product exceeds the total project cost using non-domestic product by 25%. The required documentation for a type 4 of waiver is:

- a) Detailed cost information for total project using US domestic product
- b) Detailed cost information for total project using non-domestic product

**False Statements:** Per 49 USC § 47126, this certification concerns a matter within the jurisdiction of the Federal Aviation Administration and the making of a false, fictitious or fraudulent certification may render the maker subject to prosecution under Title 18, United States Code.

---

Date

---

Signature

---

Company Name

---

Title

**CERTIFICATION OF NONSEGREGATED FACILITIES**

(a) The Contractor agrees that it does not and will not maintain or provide for its employees any segregated facilities at any of its establishments, and that it does not and will not permit its employees to perform their services at any location under its control where segregated facilities are maintained. The Contractor agrees that a breach of this clause is a violation of the Equal Opportunity clause in this contract.

(b) "Segregated facilities," as used in this clause, means any waiting rooms, work areas, rest rooms and wash rooms, restaurants and other eating areas, time clocks, locker rooms and other storage or dressing areas, parking lots, drinking fountains, recreation or entertainment areas, transportation, and housing facilities provided for employees, that are segregated by explicit directive or are in fact segregated on the basis of race, color, religion, sex, or national origin because of written or oral policies or employee custom. The term does not include separate or single-user rest rooms or necessary dressing or sleeping areas provided to assure privacy between the sexes.

(c) The Contractor shall include this clause in every subcontract and purchase order that is subject to the Equal Opportunity clause of this contract.

Name of Bidder: \_\_\_\_\_

By: \_\_\_\_\_

Title: \_\_\_\_\_

Date: \_\_\_\_\_

**CERTIFICATION REGARDING DEBARMENT, SUSPENSION, INELIGIBILITY AND VOLUNTARY EXCLUSION**

The bidder/offeror certifies, by submission of this bid or acceptance of this contract, that neither it nor its principals is presently debarred, suspended, proposed for debarment, declared ineligible, or voluntarily excluded from participation in this transaction by any Federal department or agency. It further agrees by submitting this bid that it will include this clause without modification in all lower tier transactions, solicitations, bids, contracts, and subcontracts. Where the bidder/offeror/contractor or any lower tier participant is unable to certify to this statement, it shall attach an explanation to this solicitation/bid.

Name of Bidder: \_\_\_\_\_

By: \_\_\_\_\_

Title: \_\_\_\_\_

Date: \_\_\_\_\_

**AFFIDAVIT OF NON-COLLUSION**

STATE OF \_\_\_\_\_

COUNTY \_\_\_\_\_

Personally appeared before me \_\_\_\_\_  
being duly sworn says that he is a member of the firm of \_\_\_\_\_  
\_\_\_\_\_ and further says that his firm, association, or cooperation has not, either directly or  
indirectly, entered any agreement, participated in any collusion, or otherwise taken any action  
in resistant of for competitive bidding in connection with the submission of a bid on the above-  
named project.

Further, \_\_\_\_\_ swears and affirms that all legal  
formalities required for the proper execution of affidavits pursuant to the laws of his state have  
been complied with and further agrees on behalf of himself, his firm association, or corporation,  
that in any subsequent prosecution of perjury of him, his firm association, or corporation, it  
shall note a defense to such charge perjury that said formalities were not in fact complied with.

\_\_\_\_\_  
Name and Title

\_\_\_\_\_  
Legal Signature

SWORN to me before this \_\_\_\_\_ day of \_\_\_\_\_, 2010

\_\_\_\_\_

Notary Public for \_\_\_\_\_

This Page Intentionally Left Blank

## CONTRACT

THIS CONTRACT, made and entered into this \_\_\_\_\_ day of \_\_\_\_\_, 20\_\_\_\_, by and between the Jackson County, hereinafter called the Owner and \_\_\_\_\_ hereinafter called the Contractor.

WITNESSETH: That the Contractor, for the consideration hereinafter fully set out, and the Owner, for the construction of work performed, agree that:

1. Scope of Work: The Contractor shall furnish and deliver all the materials and perform all the work in the manner and form as provided in the following enumerated plans, specifications and contract documents which are attached hereto and made a part thereof as if fully contained herein:

### SPECIFICATIONS AND CONTRACT DOCUMENTS:

- (a) Notice to Bidders
- (b) Instructions to Bidders
- (c) Proposal (as Accepted)
- (d) Performance Bond and Labor and Materials Payment Bond
- (e) General Provisions
- (f) Technical Specifications
- [(g) Addendum No. 1 dated \_\_\_\_\_]
- [(h) Addendum No. 2 dated \_\_\_\_\_]
- [(i) Addendum No. 3 dated \_\_\_\_\_]
- [(j) Addendum No. 4 dated \_\_\_\_\_]
- (k) Drawings prepared by W.K. Dickson & Co., Inc., 2120 Powers Ferry Road, Ste. 100, Atlanta, GA 30339, **dated May 2020.**

Contract Amount \$ \_\_\_\_\_

Contract Time: 60 Calendar Days

Liquidated Damages for Contract Time Overrun: \$500 per Calendar Day

2. The Contractor shall commence the work to be performed under this contract not later than the date set by the Engineer in written notice to proceed, said date to be not less than ten (10) days after issuance of notice.

3. The Owner hereby agrees to pay to the Contractor for the faithful performance of this contract, subject to additions and deductions as provided in the specifications or proposal, in lawful money of the United States, such unit/or lump sum prices as are set forth in the accepted Proposal for quantities of each item actually accomplished. The Contractor shall repair or replace all defective work promptly and at no cost, charge or expense to the Owner. The warranty and guaranty, as

provided for in this paragraph, are in addition to and not in limitation of any other bond, warranty or guaranty provided to the Owner by the Contractor or by a manufacturer, supplier or otherwise, or any other cause of action, right or remedy.

4. The Owner shall make partial payments to the Contractor on the basis of a duly certified and approved estimate of work performed during the preceding calendar month by the Contractor, less the specified retainage. All work must be performed strictly in accordance with this Contract and all work is subject to acceptance by the Owner.

5. Upon submission by the Contractor of evidence satisfactory to the Owner that all payrolls, materials, bills and other cost incurred by the Contractor in connection with the construction of the work have been paid in full, final payment on account of this Contract shall be made within thirty (30) days after the completion by the Contractor of all work covered by this Contract and the acceptance of such work by the Owner.

6. If at any time after the execution of this Contract and the bonds hereto attached; the Owner shall deem the surety or sureties upon such bond or bonds to be unsatisfactory, or if for any reason any such bond ceases to be adequate to cover the performance of the work or the payment for labor or materials, the Contractor shall, at his expense and within five (5) days after the receipt of notice from the Owner to do so, furnish an additional bond or bonds in such form and amount and with such surety or sureties as shall be satisfactory to the Owner. In such event, no further payment to the Contractor shall be deemed to be due under this Contract until such new or additional bonds shall have been furnished in a manner and form satisfactory to the Owner.

7. In respect to each phase of the work and for one (1) year from and after the date on which such phase is accepted for use by the Owner, or for such longer period as may be provided for in any written warranty or guaranty, the Contractor warrants and guarantees the work (including but not limited to all labor and materials in respect thereto); and the Contractor shall repair or replace all defective work promptly and at no cost, charge or expense to the Owner. The warranty and guaranty, as provided for in this paragraph, are in addition to and not in limitation of any other bond, warranty or guaranty provided to the Owner by the Contractor or by a manufacturer, supplier or otherwise, or any other cause of action, right or remedy.

8. The Owner may in its sole discretion suspend this Contract for ninety (90) days or terminate this Contract at any time, whereupon the Contractor shall be paid only for the work actually performed, the materials actually delivered to the job site, and the materials specifically ordered by the Contractor for this project if such specifically ordered materials cannot be returned to the manufacturer or supplier by the Contractor at no cost or expense to the Contractor. (It is understood, however, that the Contractor shall return all specifically ordered materials if the Owner agrees in writing to reimburse the Contractor for all of the latter's costs and expenses incurred in so returning the materials.) The Contractor shall not be entitled to recover any anticipated profits. This paragraph applies only to those situations where the Owner suspends or

terminates this Contract for reasons other than the Contractor's performance or breach of or default under this Contract.

9. This Contract is made and entered into in Jackson County, Georgia, and Georgia law shall govern and apply to this Contract. In the event of a dispute or disputes between the parties hereto, and in the event litigation is instituted, such litigation shall be commenced only in a state superior or district court in Jackson County, Georgia, and each party hereby waives any right or claim for a change of venue from Jackson County, Georgia.

10. The parties hereto acknowledge, represent, state and warrant that they have signed and executed this Contract under seal, that they have adopted their respective seals as affixed to this Contract, and that they are executing this Contract with the intent that it shall be a sealed instrument.

11. Regardless of which party hereto is responsible for the preparation and drafting of this Contract, it shall not be construed more strictly against either party.

12. Whenever the context permits, words herein in any gender shall include the masculine, feminine and neuter.

13. This Contract may not be assigned by the Contractor unless the Owner has consented in writing to the assignment.

IN WITNESS WHEREOF, the Owner and Contractor hereto have executed this contract under seal on the date first above written in five counterparts, each of which shall be deemed an original contract.

WITNESS:

\_\_\_\_\_  
(As to Contractor)

\_\_\_\_\_  
(Contractor)

WITNESS:

By \_\_\_\_\_  
(Seal)

\_\_\_\_\_  
(Owner)

\_\_\_\_\_  
By \_\_\_\_\_  
(Seal)

**Intentionally Left Blank**





## PERFORMANCE BOND

**KNOW ALL MEN BY THESE PRESENTS:** That \_\_\_\_\_, as Principal, hereinafter called Contractor, and \_\_\_\_\_ as Surety, hereinafter called Surety, are held and firmly bound unto Jackson County, as Obligee, hereinafter called Owner, in the amount of \_\_\_\_\_ Dollars (\$ \_\_\_\_\_), for the payment whereof Contractor and Surety bind themselves, their heirs, executors, administrators, successors and assigns, jointly and severally, firmly by these presents.

**WHEREAS,** Contractor has by written agreement dated \_\_\_\_\_, entered into a contract with Owner for the Apron Pavement & Drainage Rehabilitation- Phase II Project in accordance with Drawings and Specifications prepared by W. K. Dickson & Company, Inc., which contract is by reference made a part hereof, and is hereinafter referred to as the Contract.

**NOW, THEREFORE, THE CONDITION OF THIS OBLIGATION** is such that, if Contractor shall promptly and faithfully perform said Contract, then this obligation shall be null and void; otherwise it shall remain in full force and effect.

The Surety hereby waives notice of any alteration or extension of time made by the Owner.

Whenever Contractor shall be, and declared by Owner to be in default under the Contract, the Owner having performed Owner's obligations thereunder, the Surety may promptly remedy the default, or shall promptly:

- (1) Complete the Contract in accordance with its terms and conditions, or
- (2) Obtain a bid or bids for completing the Contract in accordance with its terms and conditions, upon determination by Surety of the lowest responsible bidder, or, if the Owner elects, upon determination by the Owner and the Surety jointly of the lowest responsible bidder, arrange for a contract between such bidder and Owner, and make available as Work progresses (even though there should be a default or a succession of defaults under the contract or contracts of completion arranged under this paragraph) sufficient funds to pay the cost of completion less the balance of the contract price; but not exceeding, including other costs and damages for which the Surety may be liable hereunder, the amount set forth in the first paragraph hereof. The term "balance of the contract price," as used in this paragraph, shall mean the total amount payable by Owner to Contractor under the Contract and any amendments thereto, less the amount properly paid by Owner to Contractor.

Any suit under this bond must be instituted before the expiration of (2) two years from the date on which final payment under the Contract falls due.

No right of action shall accrue on this bond to or for the use of any person or corporation other than the Owner named herein or the heirs, executors, administrators or successors of the Owner.

Signed and sealed this \_\_\_\_\_ day of \_\_\_\_\_, 20\_\_\_\_.

\_\_\_\_\_  
(Witness)

\_\_\_\_\_  
(Principal) (Seal)

\_\_\_\_\_  
(Title)

\_\_\_\_\_  
(Witness)

\_\_\_\_\_  
(Surety) (Seal)

\_\_\_\_\_  
(Title)

**LABOR AND MATERIAL PAYMENT BOND**

**KNOW ALL MEN BY THESE PRESENTS:** That \_\_\_\_\_, as Principal, hereinafter called Principal, and \_\_\_\_\_ as Surety, hereinafter called Surety, are held and firmly bound unto Jackson County, as Obligee, hereinafter called Owner, for the use and benefit of claimants as herein below defined, in the amount of \_\_\_\_\_ Dollars (\$\_\_\_\_\_), for the payment whereof Principal and Surety bind themselves, their heirs, executors, administrators, successors and assigns, jointly and severally, firmly by these presents.

**WHEREAS,** Principal has by written agreement dated \_\_\_\_\_, entered into a contract with Owner for the Apron Pavement and Drainage Rehabilitation- Phase 2 in accordance with Drawings and Specifications prepared by W. K. Dickson & Company, Inc., which contract is by reference made a part hereof, and is hereinafter referred to as the Contract.

**NOW, THEREFORE, THE CONDITION OF THIS OBLIGATION** is such that, if Principal shall promptly make payment to all claimants as hereinafter defined, for all labor and material used or reasonably required for use in the performance of the Contract, then this obligation shall be void; otherwise it shall remain in full force and effect, subject, however, to the following conditions:

1. A claimant is defined as one having a direct contract with the Principal or with a Subcontractor of the Principal for labor, material, or both, used or reasonably required for use in the performance of the Contract, labor and material being construed to include that part of water, gas, power, light, heat, oil, gasoline, telephone service or rental or equipment directly applicable to the Contract.
2. The above-named Principal and Surety hereby jointly and severally agree with the Owner that every Claimant as herein defined, who has not been paid in full before the expiration of a period of ninety (90) days after the date on which the last of such claimant's work or labor was done or performed, or materials were furnished by such claimant, may sue on this bond for the use of such claimant, prosecute the suit to final judgement for such sum or sums as may be justly due claimant, and have execution thereon. The Owner shall not be liable for the payment of any costs or expenses of any such suit.
3. No suit or action shall be commenced hereunder by any claimant.
  - a. Unless claimant, other than one having a direct contract with the Principal, shall have given written notice to any two of the following: the Principal, the Owner, or the Surety above-named, within ninety (90) days after such claimant did or performed the last of the work or labor, or furnished the last of the materials for which said claim is made, stating with substantial accuracy the amount claimed and the name of the party to whom the materials were furnished, or for whom

the work or labor was done or performed. Such notice shall be served by mailing the same by registered mail or certified mail, postage prepaid, in an envelope addressed to the Principal, Owner, or Surety, at any place where an office is regularly maintained for the transaction of business, or served in any manner in which legal process may be served in the state in which the aforesaid project is located, save that such service need not be made by a public officer.

b. After the expiration of one (1) year following the date on which Principal ceased work on said Contract, it being understood, however, that if any limitation embodied in this bond is prohibited by any law controlling the construction hereof, such limitation shall be deemed to be amended so as to be equal to the minimum period of limitation permitted by such law.

c. Other than in a state court of competent jurisdiction in and for the county or other political subdivision of the state in which the Project, or any part thereof, is situated, or in the United States District Court for the district in which the Project, or any part thereof, is situated, and not elsewhere.

4. The amount of this bond shall be reduced by and to the extent of any payment or payments made in good faith hereunder, inclusive of the payment by Surety of mechanics' liens which may be filed of record against said improvement, whether or not claim for the amount of such lien be presented under and against this bond.

Signed and sealed this \_\_\_\_\_ day of \_\_\_\_\_, 20\_\_\_\_.

\_\_\_\_\_  
(Witness)

\_\_\_\_\_  
(Principal) (Seal)

\_\_\_\_\_  
(Title)

\_\_\_\_\_  
(Witness)

\_\_\_\_\_  
(Surety) (Seal)

\_\_\_\_\_  
(Title)

# **DIVISION II**

## **GENERAL PROVISIONS**

THIS PAGE INTENTIONALLY LEFT BLANK

**SECTION 10**  
**DEFINITION OF TERMS**

When the following terms are used in these specifications, in the contract, or in any documents or other instruments pertaining to construction where these specifications govern, the intent and meaning shall be defined as follows:

<b>Paragraph Number</b>	<b>Term</b>	<b>Definition</b>
<b>10-01</b>	<b>AASHTO</b>	The American Association of State Highway and Transportation Officials.
<b>10-02</b>	<b>Access Road</b>	The right-of-way, the roadway and all improvements constructed thereon connecting the airport to a public roadway.
<b>10-03</b>	<b>Advertisement</b>	A public announcement, as required by local law, inviting bids for work to be performed and materials to be furnished.
<b>10-04</b>	<b>Airport</b>	Airport means an area of land or water which is used or intended to be used for the landing and takeoff of aircraft; an appurtenant area used or intended to be used for airport buildings or other airport facilities or rights of way; airport buildings and facilities located in any of these areas, and a heliport.
<b>10-05</b>	<b>Airport Improvement Program (AIP)</b>	A grant-in-aid program, administered by the Federal Aviation Administration (FAA).
<b>10-06</b>	<b>Air Operations Area (AOA)</b>	The term air operations area (AOA) shall mean any area of the airport used or intended to be used for the landing, takeoff, or surface maneuvering of aircraft. An air operation area shall include such paved or unpaved areas that are used or intended to be used for the unobstructed movement of aircraft in addition to its associated runway, taxiway, or apron.
<b>10-07</b>	<b>Apron</b>	Area where aircraft are parked, unloaded or loaded, fueled and/or serviced.
<b>10-08</b>	<b>ASTM International (ASTM)</b>	Formerly known as the American Society for Testing and Materials (ASTM).
<b>10-09</b>	<b>Award</b>	The Owner's notice to the successful bidder of the acceptance of the submitted bid.
<b>10-10</b>	<b>Bidder</b>	Any individual, partnership, firm, or corporation, acting directly or through a duly authorized representative, who submits a proposal for the work contemplated.



<b>Paragraph Number</b>	<b>Term</b>	<b>Definition</b>
<b>10-11</b>	<b>Building Area</b>	An area on the airport to be used, considered, or intended to be used for airport buildings or other airport facilities or rights-of-way together with all airport buildings and facilities located thereon.
<b>10-12</b>	<b>Calendar Day</b>	Every day shown on the calendar.
<b>10-13</b>	<b>Certificate of Analysis (COA)</b>	The COA is the manufacturer's Certificate of Compliance (COC) including all applicable test results required by the specifications.
<b>10-14</b>	<b>Certificate of Compliance (COC)</b>	The manufacturer's certification stating that materials or assemblies furnished fully comply with the requirements of the contract. The certificate shall be signed by the manufacturer's authorized representative.
<b>10-15</b>	<b>Change Order</b>	A written order to the Contractor covering changes in the plans, specifications, or proposal quantities and establishing the basis of payment and contract time adjustment, if any, for work within the scope of the contract and necessary to complete the project.
<b>10-16</b>	<b>Contract</b>	A written agreement between the Owner and the Contractor that establishes the obligations of the parties including but not limited to performance of work, furnishing of labor, equipment and materials and the basis of payment.  The awarded contract includes but may not be limited to: Advertisement, Contract form, Proposal, Performance bond, payment bond, General provisions, certifications and representations, Technical Specifications, Plans, Supplemental Provisions, standards incorporated by reference and issued addenda.
<b>10-17</b>	<b>Contract Item (Pay Item)</b>	A specific unit of work for which a price is provided in the contract.
<b>10-18</b>	<b>Contract Time</b>	The number of calendar days or working days, stated in the proposal, allowed for completion of the contract, including authorized time extensions. If a calendar date of completion is stated in the proposal, in lieu of a number of calendar or working days, the contract shall be completed by that date.
<b>10-19</b>	<b>Contractor</b>	The individual, partnership, firm, or corporation primarily liable for the acceptable performance of the work contracted and for the payment of all legal debts pertaining

<b>Paragraph Number</b>	<b>Term</b>	<b>Definition</b>
		to the work who acts directly or through lawful agents or employees to complete the contract work.
<b>10-20</b>	<b>Contractors Quality Control (QC) Facilities</b>	The Contractor's QC facilities in accordance with the Contractor Quality Control Program (CQCP).
<b>10-21</b>	<b>Contractor Quality Control Program (CQCP)</b>	Details the methods and procedures that will be taken to assure that all materials and completed construction required by the contract conform to contract plans, technical specifications and other requirements, whether manufactured by the Contractor, or procured from subcontractors or vendors.
<b>10-22</b>	<b>Control Strip</b>	A demonstration by the Contractor that the materials, equipment, and construction processes results in a product meeting the requirements of the specification.
<b>10-23</b>	<b>Construction Safety and Phasing Plan (CSPP)</b>	The overall plan for safety and phasing of a construction project developed by the airport operator, or developed by the airport operator's consultant and approved by the airport operator. It is included in the invitation for bids and becomes part of the project specifications.
<b>10-24</b>	<b>Drainage System</b>	The system of pipes, ditches, and structures by which surface or subsurface waters are collected and conducted from the airport area.
<b>10-25</b>	<b>Engineer</b>	The individual, partnership, firm, or corporation duly authorized by the Owner to be responsible for engineering, inspection, and/or observation of the contract work and acting directly or through an authorized representative.
<b>10-26</b>	<b>Equipment</b>	All machinery, together with the necessary supplies for upkeep and maintenance; and all tools and apparatus necessary for the proper construction and acceptable completion of the work.
<b>10-27</b>	<b>Extra Work</b>	An item of work not provided for in the awarded contract as previously modified by change order or supplemental agreement, but which is found by the Owner's Engineer to be necessary to complete the work within the intended scope of the contract as previously modified.
<b>10-28</b>	<b>FAA</b>	The Federal Aviation Administration. When used to designate a person, FAA shall mean the Administrator or their duly authorized representative.

<b>Paragraph Number</b>	<b>Term</b>	<b>Definition</b>
<b>10-29</b>	<b>Federal Specifications</b>	The federal specifications and standards, commercial item descriptions, and supplements, amendments, and indices prepared and issued by the General Services Administration.
<b>10-30</b>	<b>Force Account</b>	<p><b>a.</b> Contract Force Account - A method of payment that addresses extra work performed by the Contractor on a time and material basis.</p> <p><b>b.</b> Owner Force Account - Work performed for the project by the Owner's employees.</p>
<b>10-31</b>	<b>Intention of Terms</b>	<p>Whenever, in these specifications or on the plans, the words “directed,” “required,” “permitted,” “ordered,” “designated,” “prescribed,” or words of like import are used, it shall be understood that the direction, requirement, permission, order, designation, or prescription of the Engineer and/or Resident Project Representative (RPR) is intended; and similarly, the words “approved,” “acceptable,” “satisfactory,” or words of like import, shall mean approved by, or acceptable to, or satisfactory to the Engineer and/or RPR, subject in each case to the final determination of the Owner.</p> <p>Any reference to a specific requirement of a numbered paragraph of the contract specifications or a cited standard shall be interpreted to include all general requirements of the entire section, specification item, or cited standard that may be pertinent to such specific reference.</p>
<b>10-32</b>	<b>Lighting</b>	A system of fixtures providing or controlling the light sources used on or near the airport or within the airport buildings. The field lighting includes all luminous signals, markers, floodlights, and illuminating devices used on or near the airport or to aid in the operation of aircraft landing at, taking off from, or taxiing on the airport surface.
<b>10-33</b>	<b>Major and Minor Contract Items</b>	A major contract item shall be any item that is listed in the proposal, the total cost of which is equal to or greater than 20% of the total amount of the award contract. All other items shall be considered minor contract items.
<b>10-34</b>	<b>Materials</b>	Any substance specified for use in the construction of the contract work.
<b>10-35</b>	<b>Modification of Standards (MOS)</b>	Any deviation from standard specifications applicable to material and construction methods in accordance with FAA Order 5300.1.

<b>Paragraph Number</b>	<b>Term</b>	<b>Definition</b>
<b>10-36</b>	<b>Notice to Proceed (NTP)</b>	A written notice to the Contractor to begin the actual contract work on a previously agreed to date. If applicable, the Notice to Proceed shall state the date on which the contract time begins.
<b>10-37</b>	<b>Owner</b>	The term “Owner” shall mean the party of the first part or the contracting agency signatory to the contract. Where the term “Owner” is capitalized in this document, it shall mean airport Sponsor only. The Owner for this project is Jackson County.
10-38	Passenger Facility Charge (PFC)	Per 14 Code of Federal Regulations (CFR) Part 158 and 49 United States Code (USC) § 40117, a PFC is a charge imposed by a public agency on passengers enplaned at a commercial service airport it controls.
<b>10-39</b>	<b>Pavement Structure</b>	The combined surface course, base course(s), and subbase course(s), if any, considered as a single unit.
<b>10-40</b>	<b>Payment bond</b>	The approved form of security furnished by the Contractor and their own surety as a guaranty that the Contractor will pay in full all bills and accounts for materials and labor used in the construction of the work.
<b>10-41</b>	<b>Performance bond</b>	The approved form of security furnished by the Contractor and their own surety as a guaranty that the Contractor will complete the work in accordance with the terms of the contract.
<b>10-42</b>	<b>Plans</b>	The official drawings or exact reproductions which show the location, character, dimensions and details of the airport and the work to be done and which are to be considered as a part of the contract, supplementary to the specifications. Plans may also be referred to as 'contract drawings.'
<b>10-43</b>	<b>Project</b>	The agreed scope of work for accomplishing specific airport development with respect to a particular airport.
<b>10-44</b>	<b>Proposal</b>	The written offer of the bidder (when submitted on the approved proposal form) to perform the contemplated work and furnish the necessary materials in accordance with the provisions of the plans and specifications.

<b>Paragraph Number</b>	<b>Term</b>	<b>Definition</b>
<b>10-45</b>	<b>Proposal guaranty</b>	The security furnished with a proposal to guarantee that the bidder will enter into a contract if their own proposal is accepted by the Owner.
<b>10-46</b>	<b>Quality Assurance (QA)</b>	Owner's responsibility to assure that construction work completed complies with specifications for payment.
<b>10-47</b>	<b>Quality Control (QC)</b>	Contractor's responsibility to control material(s) and construction processes to complete construction in accordance with project specifications.
<b>10-48</b>	<b>Quality Assurance (QA) Inspector</b>	An authorized representative of the Engineer assigned to make all necessary inspections, observations, tests, and/or observation of tests of the work performed or being performed, or of the materials furnished or being furnished by the Contractor.
<b>10-49</b>	<b>Quality Assurance (QA) Laboratory</b>	The official quality assurance testing laboratories of the Owner or such other laboratories as may be designated by the Engineer. May also be referred to as Engineer's, Owner's, or QA Laboratory.
<b>10-50</b>	<b>Resident Project Representative (RPR)</b>	The individual, partnership, firm, or corporation duly authorized by the Owner to be responsible for all field observations, and/or observations of tests of the contract work performed or being performed, or of the materials furnished or being furnished by the Contractor, and acting directly or through an authorized representative.
<b>10-51</b>	<b>Runway</b>	The area on the airport prepared for the landing and takeoff of aircraft.
<b>10-52</b>	<b>Runway Safety Area (RSA)</b>	A defined surface surrounding the runway prepared or suitable for reducing the risk of damage to aircraft. See the construction safety and phasing plan (CSPP) for limits of the RSA.
<b>10-53</b>	<b>Safety Plan Compliance Document (SPCD)</b>	Details how the Contractor will comply with the CSPP.
<b>10-54</b>	<b>Specifications</b>	A part of the contract containing the written directions and requirements for completing the contract work. Standards for specifying materials or testing which are cited in the contract specifications by reference shall have the same force and effect as if included in the contract physically.
<b>10-55</b>	<b>Sponsor</b>	A Sponsor is defined in 49 USC § 47102(24) as a public agency that submits to the FAA for an AIP grant; or a

<b>Paragraph Number</b>	<b>Term</b>	<b>Definition</b>
		private Owner of a public-use airport that submits to the FAA an application for an AIP grant for the airport.
<b>10-56</b>	<b>Structures</b>	Airport facilities such as bridges; culverts; catch basins, inlets, retaining walls, cribbing; storm and sanitary sewer lines; water lines; underdrains; electrical ducts, manholes, handholes, lighting fixtures and bases; transformers; navigational aids; buildings; vaults; and, other manmade features of the airport that may be encountered in the work and not otherwise classified herein.
<b>10-57</b>	<b>Subgrade</b>	The soil that forms the pavement foundation.
<b>10-58</b>	<b>Superintendent</b>	The Contractor's executive representative who is present on the work during progress, authorized to receive and fulfill instructions from the Engineer, and who shall supervise and direct the construction.
<b>10-59</b>	<b>Supplemental Agreement</b>	A written agreement between the Contractor and the Owner that establishes the basis of payment and contract time adjustment, if any, for the work affected by the supplemental agreement. A supplemental agreement is required if: (1) in scope work would increase or decrease the total amount of the awarded contract by more than 25%; (2) in scope work would increase or decrease the total of any major contract item by more than 25%; (3) work that is not within the scope of the originally awarded contract; or (4) adding or deleting of a major contract item.
<b>10-60</b>	<b>Surety</b>	The corporation, partnership, or individual, other than the Contractor, executing payment or performance bonds that are furnished to the Owner by the Contractor.
<b>10-61</b>	<b>Taxilane</b>	A taxiway designed for low speed movement of aircraft between aircraft parking areas and terminal areas.
<b>10-62</b>	<b>Taxiway</b>	The portion of the air operations area of an airport that has been designated by competent airport authority for movement of aircraft to and from the airport's runways, aircraft parking areas, and terminal areas.
<b>10-63</b>	<b>Taxiway/Taxilane Safety Area (TSA)</b>	A defined surface alongside the taxiway prepared or suitable for reducing the risk of damage to an aircraft. See the construction safety and phasing plan (CSPP) for limits of the TSA.
<b>10-64</b>	<b>Work</b>	The furnishing of all labor, materials, tools, equipment, and incidentals necessary or convenient to the Contractor's

<b>Paragraph Number</b>	<b>Term</b>	<b>Definition</b>
		performance of all duties and obligations imposed by the contract, plans, and specifications.
<b>10-65</b>	<b>Working day</b>	A working day shall be any day other than a legal holiday, Saturday, or Sunday on which the normal working forces of the Contractor may proceed with regular work for at least six (6) hours toward completion of the contract. When work is suspended for causes beyond the Contractor's control, it will not be counted as a working day. Saturdays, Sundays and holidays on which the Contractor's forces engage in regular work will be considered as working days.
<b>10-66</b>	<b>Owner Defined terms</b>	<b>None</b>

**END OF SECTION 10**

## SECTION 20

### PROPOSAL REQUIREMENTS AND CONDITIONS

**20-01 Advertisement (Notice to Bidders).** Please refer to Division I Contract Requirements: Notice to Bidders.

**20-02 Qualification of bidders.** Each bidder shall submit evidence of competency and evidence of financial responsibility to perform the work to the Owner at the time of bid opening.

Evidence of competency, unless otherwise specified, shall consist of statements covering the bidder's past experience on similar work, and a list of equipment and a list of key personnel that would be available for the work.

Each bidder shall furnish the Owner satisfactory evidence of their financial responsibility. Evidence of financial responsibility, unless otherwise specified, shall consist of a confidential statement or report of the bidder's financial resources and liabilities as of the last calendar year or the bidder's last fiscal year. Such statements or reports shall be certified by a public accountant. At the time of submitting such financial statements or reports, the bidder shall further certify whether their financial responsibility is approximately the same as stated or reported by the public accountant. If the bidder's financial responsibility has changed, the bidder shall qualify the public accountant's statement or report to reflect the bidder's true financial condition at the time such qualified statement or report is submitted to the Owner.

A bidder may also submit evidence that they are prequalified with the State Highway Department and are on the current "bidder's list" of the state in which the proposed work is located. Evidence of State Highway Department prequalification may be submitted as evidence of financial responsibility in lieu of the certified statements or reports specified above.

**20-03 Contents of proposal forms.** The Owner's proposal forms state the location and description of the proposed construction; the place, date, and time of opening of the proposals; and the estimated quantities of the various items of work to be performed and materials to be furnished for which unit bid prices are asked. The proposal form states the time in which the work must be completed, and the amount of the proposal guaranty that must accompany the proposal. The Owner will accept only those Proposals properly executed on physical forms or electronic forms provided by the Owner. Bidder actions that may cause the Owner to deem a proposal irregular are given in paragraph 20-09 *Irregular proposals*.

**A non-mandatory pre-bid teleconference will be held for this project to discuss as a minimum, the following items: material requirements; submittals; Quality Control/Quality Assurance requirements; the construction safety and phasing plan including airport access and staging areas; and unique airfield paving construction requirements. The teleconference will be on Thursday, June 4<sup>th</sup> at 9:00 AM.**

**20-04 Issuance of proposal forms.** The Owner reserves the right to refuse to issue a proposal form to a prospective bidder if the bidder is in default for any of the following reasons:

- a. Failure to comply with any prequalification regulations of the Owner, if such regulations are cited, or otherwise included, in the proposal as a requirement for bidding.
- b. Failure to pay, or satisfactorily settle, all bills due for labor and materials on former contracts in force with the Owner at the time the Owner issues the proposal to a prospective bidder.
- c. Documented record of Contractor default under previous contracts with the Owner.
- d. Documented record of unsatisfactory work on previous contracts with the Owner.

**20-05 Interpretation of estimated proposal quantities.** An estimate of quantities of work to be done and materials to be furnished under these specifications is given in the proposal. It is the result of careful calculations and is believed to be correct. It is given only as a basis for comparison of proposals and the award of the contract. The Owner does not expressly, or by implication, agree that the actual quantities



involved will correspond exactly therewith; nor shall the bidder plead misunderstanding or deception because of such estimates of quantities, or of the character, location, or other conditions pertaining to the work. Payment to the Contractor will be made only for the actual quantities of work performed or materials furnished in accordance with the plans and specifications. It is understood that the quantities may be increased or decreased as provided in Section 40, paragraph 40-02, Alteration of Work and Quantities, without in any way invalidating the unit bid prices.

**20-06 Examination of plans, specifications, and site.** The bidder is expected to carefully examine the site of the proposed work, the proposal, plans, specifications, and contract forms. Bidders shall satisfy themselves to the character, quality, and quantities of work to be performed, materials to be furnished, and to the requirements of the proposed contract. The submission of a proposal shall be prima facie evidence that the bidder has made such examination and is satisfied to the conditions to be encountered in performing the work and the requirements of the proposed contract, plans, and specifications.

Boring logs and other records of subsurface investigations and tests are available for inspection of bidders. It is understood and agreed that such subsurface information, whether included in the plans, specifications, or otherwise made available to the bidder, was obtained and is intended for the Owner's design and estimating purposes only. Such information has been made available for the convenience of all bidders. It is further understood and agreed that each bidder is solely responsible for all assumptions, deductions, or conclusions which the bidder may make or obtain from their own examination of the boring logs and other records of subsurface investigations and tests that are furnished by the Owner.

**20-07 Preparation of proposal.** The bidder shall submit their proposal on the forms furnished by the Owner. All blank spaces in the proposal forms, unless explicitly stated otherwise, must be correctly filled in where indicated for each and every item for which a quantity is given. The bidder shall state the price (written in ink or typed) both in words and numerals which they propose for each pay item furnished in the proposal. In case of conflict between words and numerals, the words, unless obviously incorrect, shall govern.

The bidder shall correctly sign the proposal in ink. If the proposal is made by an individual, their name and post office address must be shown. If made by a partnership, the name and post office address of each member of the partnership must be shown. If made by a corporation, the person signing the proposal shall give the name of the state where the corporation was chartered and the name, titles, and business address of the president, secretary, and the treasurer. Anyone signing a proposal as an agent shall file evidence of their authority to do so and that the signature is binding upon the firm or corporation.

**20-08 Responsive and responsible bidder.** A responsive bid conforms to all significant terms and conditions contained in the Owner's invitation for bid. It is the Owner's responsibility to decide if the exceptions taken by a bidder to the solicitation are material or not and the extent of deviation it is willing to accept.

A responsible bidder has the ability to perform successfully under the terms and conditions of a proposed procurement, as defined in 2 CFR § 200.318(h). This includes such matters as Contractor integrity, compliance with public policy, record of past performance, and financial and technical resources.

**20-09 Irregular proposals.** Proposals shall be considered irregular for the following reasons:

- a. If the proposal is on a form other than that furnished by the Owner, or if the Owner's form is altered, or if any part of the proposal form is detached.
- b. If there are unauthorized additions, conditional or alternate pay items, or irregularities of any kind that make the proposal incomplete, indefinite, or otherwise ambiguous.
- c. If the proposal does not contain a unit price for each pay item listed in the proposal, except in the case of authorized alternate pay items, for which the bidder is not required to furnish a unit price.
- d. If the proposal contains unit prices that are obviously unbalanced.
- e. If the proposal is not accompanied by the proposal guaranty specified by the Owner.

f. If the applicable Disadvantaged Business Enterprise information is incomplete.

The Owner reserves the right to reject any irregular proposal and the right to waive technicalities if such waiver is in the best interest of the Owner and conforms to local laws and ordinances pertaining to the letting of construction contracts.

**20-10 Bid guarantee.** Each separate proposal shall be accompanied by a bid bond, certified check, or other specified acceptable collateral, in the amount specified in the proposal form. Such bond, check, or collateral, shall be made payable to the Owner.

**20-11 Delivery of proposal.** Each proposal submitted shall be placed in a sealed envelope plainly marked with the project number, location of airport, and name, business address and state contractor's license of the bidder on the outside. When sent by mail, preferably registered, the sealed proposal, marked as indicated above, should be enclosed in an additional envelope. No proposal will be considered unless received at the place specified in the advertisement or as modified by Addendum before the time specified for opening all bids. Proposals received after the bid opening time shall be returned to the bidder unopened.

**20-12 Withdrawal or revision of proposals.** A bidder may withdraw or revise (by withdrawal of one proposal and submission of another) a proposal provided that the bidder's request for withdrawal is received by the Owner **in writing** before the time specified for opening bids. Revised proposals must be received at the place specified in the advertisement before the time specified for opening all bids.

**20-13 Public opening of proposals.** Proposals shall be opened, and read, publicly at the time and place specified in the advertisement. Bidders, their authorized agents, and other interested persons are invited to attend. Proposals that have been withdrawn (by written or telegraphic request) or received after the time specified for opening bids shall be returned to the bidder unopened.

**20-14 Disqualification of bidders.** A bidder shall be considered disqualified for any of the following reasons:

a. Submitting more than one proposal from the same partnership, firm, or corporation under the same or different name.

b. Evidence of collusion among bidders. Bidders participating in such collusion shall be disqualified as bidders for any future work of the Owner until any such participating bidder has been reinstated by the Owner as a qualified bidder.

c. If the bidder is considered to be in default for any reason specified in paragraph 20-04, *Issuance of Proposal Forms*, of this section.

**20-15 Discrepancies and Omissions.** A Bidder who discovers discrepancies or omissions with the project bid documents shall immediately notify the Owner's Engineer of the matter. A bidder that has doubt as to the true meaning of a project requirement may submit to the Owner's Engineer a written request for interpretation no later than 7 days prior to bid opening.

Any interpretation of the project bid documents by the Owner's Engineer will be by written addendum issued by the Owner. The Owner will not consider any instructions, clarifications or interpretations of the bidding documents in any manner other than written addendum.

## END OF SECTION 20

## SECTION 30

### AWARD AND EXECUTION OF CONTRACT

**30-01 Consideration of proposals.** After the proposals are publicly opened and read, they will be compared on the basis of the summation of the products obtained by multiplying the estimated quantities shown in the proposal by the unit bid prices. If a bidder's proposal contains a discrepancy between unit bid prices written in words and unit bid prices written in numbers, the unit bid price written in words shall govern.

Until the award of a contract is made, the Owner reserves the right to reject a bidder's proposal for any of the following reasons:

a. If the proposal is irregular as specified in Section 20, paragraph 20-09, *Irregular Proposals*.

b. If the bidder is disqualified for any of the reasons specified Section 20, paragraph 20-14, *Disqualification of Bidders*.

In addition, until the award of a contract is made, the Owner reserves the right to reject any or all proposals, waive technicalities, if such waiver is in the best interest of the Owner and is in conformance with applicable state and local laws or regulations pertaining to the letting of construction contracts; advertise for new proposals; or proceed with the work otherwise. All such actions shall promote the Owner's best interests.

**30-02 Award of contract.** The award of a contract, if it is to be awarded, shall be made within 120 calendar days of the date specified for publicly opening proposals, unless otherwise specified herein.

If the Owner elects to proceed with an award of contract, the Owner will make award to the lowest responsible bidder whose bid, conforming with all the material terms and conditions of the bid documents, is the lowest in price.

**30-03 Cancellation of award.** The Owner reserves the right to cancel the award without liability to the bidder, except return of proposal guaranty, at any time before a contract has been fully executed by all parties and is approved by the Owner in accordance with paragraph 30-07 *Approval of Contract*.

**30-04 Return of proposal guaranty.** All proposal guaranties, except those of the two lowest bidders, will be returned immediately after the Owner has made a comparison of bids as specified in the paragraph 30-01, *Consideration of Proposals*. Proposal guaranties of the two lowest bidders will be retained by the Owner until such time as an award is made, at which time, the unsuccessful bidder's proposal guaranty will be returned. The successful bidder's proposal guaranty will be returned as soon as the Owner receives the contract bonds as specified in paragraph 30-05, *Requirements of Contract Bonds*.

**30-05 Requirements of contract bonds.** At the time of the execution of the contract, the successful bidder shall furnish the Owner a surety bond or bonds that have been fully executed by the bidder and the surety guaranteeing the performance of the work and the payment of all legal debts that may be incurred by reason of the Contractor's performance of the work. The surety and the form of the bond or bonds shall be acceptable to the Owner. Unless otherwise specified in this subsection, the surety bond or bonds shall be in a sum equal to the full amount of the contract.

**30-06 Execution of contract.** The successful bidder shall sign (execute) the necessary agreements for entering into the contract and return the signed contract to the Owner, along with the fully executed surety bond or bonds specified in paragraph 30-05, *Requirements of Contract Bonds*, of this section, within 15 calendar days from the date mailed or otherwise delivered to the successful bidder.

**30-07 Approval of contract.** Upon receipt of the contract and contract bond or bonds that have been executed by the successful bidder, the Owner shall complete the execution of the contract in accordance with local laws or ordinances, and return the fully executed contract to the Contractor. Delivery of the fully executed contract to the Contractor shall constitute the Owner's approval to be bound by the successful bidder's proposal and the terms of the contract.

**30-08 Failure to execute contract.** Failure of the successful bidder to execute the contract and furnish an acceptable surety bond or bonds within the period specified in paragraph 30-06, *Execution of Contract*, of this section shall be just cause for cancellation of the award and forfeiture of the proposal guaranty, not as a penalty, but as liquidated damages to the Owner.

**END OF SECTION 30**

## SECTION 40

### SCOPE OF WORK

**40-01 Intent of contract.** The intent of the contract is to provide for construction and completion, in every detail, of the work described. It is further intended that the Contractor shall furnish all labor, materials, equipment, tools, transportation, and supplies required to complete the work in accordance with the plans, specifications, and terms of the contract.

**40-02 Alteration of work and quantities.** The Owner reserves the right to make such changes in quantities and work as may be necessary or desirable to complete, in a satisfactory manner, the original intended work. Unless otherwise specified in the Contract, the Owner's Engineer shall be and is hereby authorized to make, in writing, such in-scope alterations in the work and variation of quantities as may be necessary to complete the work, provided such action does not represent a significant change in the character of the work.

For purpose of this section, a significant change in character of work means: any change that is outside the current contract scope of work; any change (increase or decrease) in the total contract cost by more than 25%; or any change in the total cost of a major contract item by more than 25%.

Work alterations and quantity variances that do not meet the definition of significant change in character of work shall not invalidate the contract nor release the surety. Contractor agrees to accept payment for such work alterations and quantity variances in accordance with Section 90, paragraph 90-03, *Compensation for Altered Quantities*.

Should the value of altered work or quantity variance meet the criteria for significant change in character of work, such altered work and quantity variance shall be covered by a supplemental agreement. Supplemental agreements shall also require consent of the Contractor's surety and separate performance and payment bonds. If the Owner and the Contractor are unable to agree on a unit adjustment for any contract item that requires a supplemental agreement, the Owner reserves the right to terminate the contract with respect to the item and make other arrangements for its completion.

**40-03 Omitted items.** The Owner, the Owner's Engineer may provide written notice to the Contractor to omit from the work any contract item that does not meet the definition of major contract item. Major contract items may be omitted by a supplemental agreement. Such omission of contract items shall not invalidate any other contract provision or requirement.

Should a contract item be omitted or otherwise ordered to be non-performed, the Contractor shall be paid for all work performed toward completion of such item prior to the date of the order to omit such item. Payment for work performed shall be in accordance with Section 90, paragraph 90-04, *Payment for Omitted Items*.

**40-04 Extra work.** Should acceptable completion of the contract require the Contractor to perform an item of work not provided for in the awarded contract as previously modified by change order or supplemental agreement, Owner may issue a Change Order to cover the necessary extra work. Change orders for extra work shall contain agreed unit prices for performing the change order work in accordance with the requirements specified in the order, and shall contain any adjustment to the contract time that, in the Engineer's opinion, is necessary for completion of the extra work.

When determined by the Engineer to be in the Owner's best interest, the Engineer may order the Contractor to proceed with extra work as provided in Section 90, paragraph 90-05, *Payment for Extra Work*. Extra work that is necessary for acceptable completion of the project, but is not within the general scope of the work covered by the original contract shall be covered by a supplemental agreement as defined in Section 10, paragraph 10-59, *Supplemental Agreement*.

If extra work is essential to maintaining the project critical path, Engineer may order the Contractor to commence the extra work under a Time and Material contract method. Once sufficient detail is available to

establish the level of effort necessary for the extra work, the Owner shall initiate a change order or supplemental agreement to cover the extra work.

Any claim for payment of extra work that is not covered by written agreement (change order or supplemental agreement) shall be rejected by the Owner.

**40-05 Maintenance of traffic.** It is the explicit intention of the contract that the safety of aircraft, as well as the Contractor's equipment and personnel, is the most important consideration. The Contractor shall maintain traffic in the manner detailed in the Construction Safety and Phasing Plan (CSPP).

**a.** It is understood and agreed that the Contractor shall provide for the free and unobstructed movement of aircraft in the air operations areas (AOAs) of the airport with respect to their own operations and the operations of all subcontractors as specified in Section 80, paragraph 80-04, *Limitation of Operations*. It is further understood and agreed that the Contractor shall provide for the uninterrupted operation of visual and electronic signals (including power supplies thereto) used in the guidance of aircraft while operating to, from, and upon the airport as specified in Section 70, paragraph 70-15, *Contractor's Responsibility for Utility Service and Facilities of Others*.

**b.** With respect to their own operations and the operations of all subcontractors, the Contractor shall provide marking, lighting, and other acceptable means of identifying personnel, equipment, vehicles, storage areas, and any work area or condition that may be hazardous to the operation of aircraft, fire-rescue equipment, or maintenance vehicles at the airport in accordance with the construction safety and phasing plan (CSPP) and the safety plan compliance document (SPCD).

**c.** When the contract requires the maintenance of an existing road, street, or highway during the Contractor's performance of work that is otherwise provided for in the contract, plans, and specifications, the Contractor shall keep the road, street, or highway open to all traffic and shall provide maintenance as may be required to accommodate traffic. The Contractor, at their expense, shall be responsible for the repair to equal or better than preconstruction conditions of any damage caused by the Contractor's equipment and personnel. The Contractor shall furnish, erect, and maintain barricades, warning signs, flag person, and other traffic control devices in reasonable conformity with the Manual on Uniform Traffic Control Devices (MUTCD) (<http://mutcd.fhwa.dot.gov/>), unless otherwise specified. The Contractor shall also construct and maintain in a safe condition any temporary connections necessary for ingress to and egress from abutting property or intersecting roads, streets or highways. Unless otherwise specified herein, the Contractor will not be required to furnish snow removal for such existing road, street, or highway.

**40-06 Removal of existing structures.** All existing structures encountered within the established lines, grades, or grading sections shall be removed by the Contractor, unless such existing structures are otherwise specified to be relocated, adjusted up or down, salvaged, abandoned in place, reused in the work or to remain in place. The cost of removing such existing structures shall not be measured or paid for directly, but shall be included in the various contract items.

Should the Contractor encounter an existing structure (above or below ground) in the work for which the disposition is not indicated on the plans, the Engineer shall be notified prior to disturbing such structure. The disposition of existing structures so encountered shall be immediately determined by the Engineer in accordance with the provisions of the contract.

Except as provided in Section 40, paragraph 40-07, *Rights in and Use of Materials Found in the Work*, it is intended that all existing materials or structures that may be encountered (within the lines, grades, or grading sections established for completion of the work) shall be used in the work as otherwise provided for in the contract and shall remain the property of the Owner when so used in the work.

**40-07 Rights in and use of materials found in the work.** Should the Contractor encounter any material such as (but not restricted to) sand, stone, gravel, slag, or concrete slabs within the established lines, grades,

or grading sections, the use of which is intended by the terms of the contract to be embankment, the Contractor may at their own option either:

- a. Use such material in another contract item, providing such use is approved by the Engineer and is in conformance with the contract specifications applicable to such use; or,
- b. Remove such material from the site, upon written approval of the Engineer; or
- c. Use such material for the Contractor's own temporary construction on site; or,
- d. Use such material as intended by the terms of the contract.

Should the Contractor wish to exercise option a., b., or c., the Contractor shall request the Engineer's approval in advance of such use.

Should the Engineer approve the Contractor's request to exercise option a., b., or c., the Contractor shall be paid for the excavation or removal of such material at the applicable contract price. The Contractor shall replace, at their expense, such removed or excavated material with an agreed equal volume of material that is acceptable for use in constructing embankment, backfills, or otherwise to the extent that such replacement material is needed to complete the contract work. The Contractor shall not be charged for use of such material used in the work or removed from the site.

Should the Engineer approve the Contractor's exercise of option a., the Contractor shall be paid, at the applicable contract price, for furnishing and installing such material in accordance with requirements of the contract item in which the material is used.

It is understood and agreed that the Contractor shall make no claim for delays by reason of their own exercise of option a., b., or c.

The Contractor shall not excavate, remove, or otherwise disturb any material, structure, or part of a structure which is located outside the lines, grades, or grading sections established for the work, except where such excavation or removal is provided for in the contract, plans, or specifications.

**40-08 Final cleanup.** Upon completion of the work and before acceptance and final payment will be made, the Contractor shall remove from the site all machinery, equipment, surplus and discarded materials, rubbish, temporary structures, and stumps or portions of trees. The Contractor shall cut all brush and woods within the limits indicated and shall leave the site in a neat and presentable condition. Material cleared from the site and deposited on adjacent property will not be considered as having been disposed of satisfactorily, unless the Contractor has obtained the written permission of the property Owner.

#### **END OF SECTION 40**

## SECTION 50

### CONTROL OF WORK

**50-01 Authority of the Engineer.** The Engineer has final authority regarding the interpretation of project specification requirements. The Engineer shall determine acceptability of the quality of materials furnished, method of performance of work performed, and the manner and rate of performance of the work. The Engineer does not have the authority to accept work that does not conform to specification requirements.

**50-02 Conformity with plans and specifications.** All work and all materials furnished shall be in reasonably close conformity with the lines, grades, grading sections, cross-sections, dimensions, material requirements, and testing requirements that are specified (including specified tolerances) in the contract, plans, or specifications.

If the Engineer finds the materials furnished, work performed, or the finished product not within reasonably close conformity with the plans and specifications, but that the portion of the work affected will, in their opinion, result in a finished product having a level of safety, economy, durability, and workmanship acceptable to the Owner, the Engineer will advise the Owner of their determination that the affected work be accepted and remain in place. The Engineer will document the determination and recommend to the Owner a basis of acceptance that will provide for an adjustment in the contract price for the affected portion of the work. Changes in the contract price must be covered by contract change order or supplemental agreement as applicable.

If the Engineer finds the materials furnished, work performed, or the finished product are not in reasonably close conformity with the plans and specifications and have resulted in an unacceptable finished product, the affected work or materials shall be removed and replaced or otherwise corrected by and at the expense of the Contractor in accordance with the Engineer's written orders.

The term "reasonably close conformity" shall not be construed as waiving the Contractor's responsibility to complete the work in accordance with the contract, plans, and specifications. The term shall not be construed as waiving the Engineer's responsibility to insist on strict compliance with the requirements of the contract, plans, and specifications during the Contractor's execution of the work, when, in the Engineer's opinion, such compliance is essential to provide an acceptable finished portion of the work.

The term "reasonably close conformity" is also intended to provide the Engineer with the authority, after consultation with the Sponsor and FAA, to use sound engineering judgment in their determinations to accept work that is not in strict conformity, but will provide a finished product equal to or better than that required by the requirements of the contract, plans and specifications.

All change orders, supplemental agreements, and contract modifications must eventually be reviewed by the FAA. Unless specifically requested by the FAA, the Owner does not have to obtain prior FAA approval for contract changes except for the Buy American review, if required. However, if an Owner proceeds with contract changes without FAA approval, it is at the Owner's risk.

The Engineer will not be responsible for the Contractor's means, methods, techniques, sequences, or procedures of construction or the safety precautions incident thereto.

**50-03 Coordination of contract, plans, and specifications.** The contract, plans, specifications, and all referenced standards cited are essential parts of the contract requirements. If electronic files are provided and used on the project and there is a conflict between the electronic files and hard copy plans, the hard copy plans shall govern. A requirement occurring in one is as binding as though occurring in all. They are intended to be complementary and to describe and provide for a complete work. In case of discrepancy, calculated dimensions will govern over scaled dimensions; contract technical specifications shall govern over contract general provisions, plans, cited standards for materials or testing, and cited advisory circulars (ACs); contract general provisions shall govern over plans, cited standards for materials or testing, and cited



ACs; plans shall govern over cited standards for materials or testing and cited ACs. If any paragraphs contained in the Special Provisions conflict with General Provisions or Technical Specifications, the Special Provisions shall govern.

From time to time, discrepancies within cited testing standards occur due to the timing of the change, edits, and/or replacement of the standards. If the Contractor discovers any apparent discrepancy within standard test methods, the Contractor shall immediately ask the Engineer for an interpretation and decision, and such decision shall be final.

The Contractor shall not take advantage of any apparent error or omission on the plans or specifications. In the event the Contractor discovers any apparent error or discrepancy, Contractor shall immediately notify the Owner or the designated representative in writing requesting their written interpretation and decision.

**50-05 Cooperation of Contractor.** The Contractor shall be supplied with [ **five** ] hard copies or an electronic PDF of the plans and specifications. The Contractor shall have available on the construction site at all times one hardcopy each of the plans and specifications. Additional hard copies of plans and specifications may be obtained by the Contractor for the cost of reproduction.

The Contractor shall give constant attention to the work to facilitate the progress thereof, and shall cooperate with the Engineer and their inspectors and with other Contractors in every way possible. The Contractor shall have a competent superintendent on the work at all times who is fully authorized as their agent on the work. The superintendent shall be capable of reading and thoroughly understanding the plans and specifications and shall receive and fulfill instructions from the Engineer or their authorized representative.

**50-06 Cooperation between Contractors.** The Owner reserves the right to contract for and perform other or additional work on or near the work covered by this contract.

When separate contracts are let within the limits of any one project, each Contractor shall conduct the work not to interfere with or hinder the progress of completion of the work being performed by other Contractors. Contractors working on the same project shall cooperate with each other as directed.

Each Contractor involved shall assume all liability, financial or otherwise, in connection with their own contract and shall protect and hold harmless the Owner from any and all damages or claims that may arise because of inconvenience, delays, or loss experienced because of the presence and operations of other Contractors working within the limits of the same project.

The Contractor shall arrange their work and shall place and dispose of the materials being used to not interfere with the operations of the other Contractors within the limits of the same project. The Contractor shall join their work with that of the others in an acceptable manner and shall perform it in proper sequence to that of the others.

**50-07 Construction layout and stakes.** The Engineer shall establish necessary horizontal and vertical control. The establishment of Survey Control and/or reestablishment of survey control shall be by a State Licensed Land Surveyor. The Contractor is responsible for preserving integrity of horizontal and vertical controls established by Engineer. In case of negligence on the part of the Contractor or their employees, resulting in the destruction of any horizontal and vertical control, the resulting costs will be deducted as a liquidated damage against the Contractor.

Prior to the start of construction, the Contractor will check all control points for horizontal and vertical accuracy and certify in writing to the Engineer that the Contractor concurs with survey control established for the project. All lines, grades and measurements from control points necessary for the proper execution and control of the work on this project will be provided to the Engineer. The Contractor is responsible to establish all layout required for the construction of the project.

Copies of survey notes will be provided to the Engineer for each area of construction and for each placement of material as specified to allow the Engineer to make periodic checks for conformance with plan grades, alignments and grade tolerances required by the applicable material specifications. Surveys will be provided

to the Engineer prior to commencing work items that cover or disturb the survey staking. Survey(s) and notes shall be provided in a format acceptable to the Engineer.

Laser, GPS, String line, or other automatic control shall be checked with temporary control as necessary. In the case of error, on the part of the Contractor, their surveyor, employees or subcontractors, resulting in established grades, alignment or grade tolerances that do not concur with those specified or shown on the plans, the Contractor is solely responsible for correction, removal, replacement and all associated costs at no additional cost to the Owner.

No direct payment will be made, unless otherwise specified in contract documents, for this labor, materials, or other expenses. The cost shall be included in the price of the bid for the various items of the Contract.

**50-08 Authority and duties of Quality Assurance (QA) inspectors.** QA inspectors shall be authorized to inspect all work done and all material furnished. Such QA inspection may extend to all or any part of the work and to the preparation, fabrication, or manufacture of the materials to be used. QA inspectors are not authorized to revoke, alter, or waive any provision of the contract. QA inspectors are not authorized to issue instructions contrary to the plans and specifications or to act as foreman for the Contractor.

QA Inspectors are authorized to notify the Contractor or their representatives of any failure of the work or materials to conform to the requirements of the contract, plans, or specifications and to reject such nonconforming materials in question until such issues can be referred to the Engineer for a decision.

**50-09 Inspection of the work.** All materials and each part or detail of the work shall be subject to inspection. The Engineer shall be allowed access to all parts of the work and shall be furnished with such information and assistance by the Contractor as is required to make a complete and detailed inspection.

If the Engineer requests it, the Contractor, at any time before acceptance of the work, shall remove or uncover such portions of the finished work as may be directed. After examination, the Contractor shall restore said portions of the work to the standard required by the specifications. Should the work thus exposed or examined prove acceptable, the uncovering, or removing, and the replacing of the covering or making good of the parts removed will be paid for as extra work; but should the work so exposed or examined prove unacceptable, the uncovering, or removing, and the replacing of the covering or making good of the parts removed will be at the Contractor's expense.

Provide advance written notice to the Engineer of work the Contractor plans to perform each week and each day. Any work done or materials used without written notice and allowing opportunity for inspection by the Engineer may be ordered removed and replaced at the Contractor's expense.

Should the contract work include relocation, adjustment, or any other modification to existing facilities, not the property of the (contract) Owner, authorized representatives of the Owners of such facilities shall have the right to inspect such work. Such inspection shall in no sense make any facility owner a party to the contract, and shall in no way interfere with the rights of the parties to this contract.

**50-10 Removal of unacceptable and unauthorized work.** All work that does not conform to the requirements of the contract, plans, and specifications will be considered unacceptable, unless otherwise determined acceptable by the Engineer as provided in paragraph 50-02, *Conformity with Plans and Specifications*.

Unacceptable work, whether the result of poor workmanship, use of defective materials, damage through carelessness, or any other cause found to exist prior to the final acceptance of the work, shall be removed immediately and replaced in an acceptable manner in accordance with the provisions of Section 70, paragraph 70-14, *Contractor's Responsibility for Work*.

No removal work made under provision of this paragraph shall be done without lines and grades having been established by the Engineer. Work done contrary to the instructions of the Engineer, work done beyond the lines shown on the plans or as established by the Engineer, except as herein specified, or any extra work

done without authority, will be considered as unauthorized and will not be paid for under the provisions of the contract. Work so done may be ordered removed or replaced at the Contractor's expense.

Upon failure on the part of the Contractor to comply with any order of the Engineer made under the provisions of this subsection, the Engineer will have authority to cause unacceptable work to be remedied or removed and replaced; and unauthorized work to be removed and recover the resulting costs as a liquidated damage against the Contractor.

**50-11 Load restrictions.** The Contractor shall comply with all legal load restrictions in the hauling of materials on public roads beyond the limits of the work. A special permit will not relieve the Contractor of liability for damage that may result from the moving of material or equipment.

The operation of equipment of such weight or so loaded as to cause damage to structures or to any other type of construction will not be permitted. Hauling of materials over the base course or surface course under construction shall be limited as directed. No loads will be permitted on a concrete pavement, base, or structure before the expiration of the curing period. The Contractor, at their own expense, shall be responsible for the repair to equal or better than preconstruction conditions of any damage caused by the Contractor's equipment and personnel.

**50-12 Maintenance during construction.** The Contractor shall maintain the work during construction and until the work is accepted. Maintenance shall constitute continuous and effective work prosecuted day by day, with adequate equipment and forces so that the work is maintained in satisfactory condition at all times.

In the case of a contract for the placing of a course upon a course or subgrade previously constructed, the Contractor shall maintain the previous course or subgrade during all construction operations.

All costs of maintenance work during construction and before the project is accepted shall be included in the unit prices bid on the various contract items, and the Contractor will not be paid an additional amount for such work.

**50-13 Failure to maintain the work.** Should the Contractor at any time fail to maintain the work as provided in paragraph 50-12, *Maintenance during Construction*, the Engineer shall immediately notify the Contractor of such noncompliance. Such notification shall specify a reasonable time within which the Contractor shall be required to remedy such unsatisfactory maintenance condition. The time specified will give due consideration to the exigency that exists.

Should the Contractor fail to respond to the Engineer's notification, the Owner may suspend any work necessary for the Owner to correct such unsatisfactory maintenance condition, depending on the exigency that exists. Any maintenance cost incurred by the Owner, shall be recovered as a liquidated damage against the Contractor.

**50-14 Partial acceptance.** If at any time during the execution of the project the Contractor substantially completes a usable unit or portion of the work, the occupancy of which will benefit the Owner, the Contractor may request the Engineer to make final inspection of that unit. If the Engineer finds upon inspection that the unit has been satisfactorily completed in compliance with the contract, the Engineer may accept it as being complete, and the Contractor may be relieved of further responsibility for that unit. Such partial acceptance and beneficial occupancy by the Owner shall not void or alter any provision of the contract.

**50-15 Final acceptance.** Upon due notice from the Contractor of presumptive completion of the entire project, the Engineer and Owner will make an inspection. If all construction provided for and contemplated by the contract is found to be complete in accordance with the contract, plans, and specifications, such inspection shall constitute the final inspection. The Engineer shall notify the Contractor in writing of final acceptance as of the date of the final inspection.

If, however, the inspection discloses any work, in whole or in part, as being unsatisfactory, the Engineer will notify the Contractor and the Contractor shall correct the unsatisfactory work. Upon correction of the

work, another inspection will be made which shall constitute the final inspection, provided the work has been satisfactorily completed. In such event, the Engineer will make the final acceptance and notify the Contractor in writing of this acceptance as of the date of final inspection.

**50-16 Claims for adjustment and disputes.** If for any reason the Contractor deems that additional compensation is due for work or materials not clearly provided for in the contract, plans, or specifications or previously authorized as extra work, the Contractor shall notify the Engineer in writing of their intention to claim such additional compensation before the Contractor begins the work on which the Contractor bases the claim. If such notification is not given or the Engineer is not afforded proper opportunity by the Contractor for keeping strict account of actual cost as required, then the Contractor hereby agrees to waive any claim for such additional compensation. Such notice by the Contractor and the fact that the Engineer has kept account of the cost of the work shall not in any way be construed as proving or substantiating the validity of the claim. When the work on which the claim for additional compensation is based has been completed, the Contractor shall, within 10 calendar days, submit a written claim to the Engineer who will present it to the Owner for consideration in accordance with local laws or ordinances.

Nothing in this subsection shall be construed as a waiver of the Contractor's right to dispute final payment based on differences in measurements or computations.

#### **END OF SECTION 50**

## SECTION 60

### CONTROL OF MATERIALS

**60-01 Source of supply and quality requirements.** The materials used in the work shall conform to the requirements of the contract, plans, and specifications. Unless otherwise specified, such materials that are manufactured or processed shall be new (as compared to used or reprocessed).

In order to expedite the inspection and testing of materials, the Contractor shall furnish documentation to the Engineer as to the origin, composition, and manufacture of all materials to be used in the work. Documentation shall be furnished promptly after execution of the contract but, in all cases, prior to delivery of such materials.

At the Engineer's option, materials may be approved at the source of supply before delivery. If it is found after trial that sources of supply for previously approved materials do not produce specified products, the Contractor shall furnish materials from other sources.

The Contractor shall furnish airport lighting equipment that meets the requirements of the specifications; and is listed in AC 150/5345-53, *Airport Lighting Equipment Certification Program* and *Addendum*, that is in effect on the date of advertisement.

**60-02 Samples, tests, and cited specifications.** All materials used in the work shall be inspected, tested, and approved by the Engineer before incorporation in the work unless otherwise designated. Any work in which untested materials are used without approval or written permission of the Engineer shall be performed at the Contractor's risk. Materials found to be unacceptable and unauthorized will not be paid for and, if directed by the Engineer, shall be removed at the Contractor's expense.

Unless otherwise designated, quality assurance tests will be made by and at the expense of the Owner in accordance with the cited standard methods of ASTM, American Association of State Highway and Transportation Officials (AASHTO), federal specifications, Commercial Item Descriptions, and all other cited methods, which are current on the date of advertisement for bids.

The testing organizations performing on-site quality assurance field tests shall have copies of all referenced standards on the construction site for use by all technicians and other personnel. Unless otherwise designated, samples for quality assurance will be taken by a qualified representative of the Engineer. All materials being used are subject to inspection, test, or rejection at any time prior to or during incorporation into the work. Copies of all tests will be furnished to the Contractor's representative at their request after review and approval of the Engineer.

A copy of all Contractor QC test data shall be provided to the Engineer daily, along with printed reports, in an approved format, on a weekly basis. After completion of the project, and prior to final payment, the Contractor shall submit a final report to the Engineer showing all test data reports, plus an analysis of all results showing ranges, averages, and corrective action taken on all failing tests.

**60-03 Certification of compliance/analysis (COC/COA).** The Engineer may permit the use, prior to sampling and testing, of certain materials or assemblies when accompanied by manufacturer's COC stating that such materials or assemblies fully comply with the requirements of the contract. The certificate shall be signed by the manufacturer. Each lot of such materials or assemblies delivered to the work must be accompanied by a certificate of compliance in which the lot is clearly identified. The COA is the manufacturer's COC and includes all applicable test results.

Materials or assemblies used on the basis of certificates of compliance may be sampled and tested at any time and if found not to be in conformity with contract requirements will be subject to rejection whether in place or not.

The form and distribution of certificates of compliance shall be as approved by the Engineer.

When a material or assembly is specified by “brand name or equal” and the Contractor elects to furnish the specified “or equal,” the Contractor shall be required to furnish the manufacturer’s certificate of compliance for each lot of such material or assembly delivered to the work. Such certificate of compliance shall clearly identify each lot delivered and shall certify as to:

- a. Conformance to the specified performance, testing, quality or dimensional requirements; and,
- b. Suitability of the material or assembly for the use intended in the contract work.

The Engineer shall be the sole judge as to whether the proposed “or equal” is suitable for use in the work.

The Engineer reserves the right to refuse permission for use of materials or assemblies on the basis of certificates of compliance.

**60-04 Plant inspection.** The Engineer or their authorized representative may inspect, at its source, any specified material or assembly to be used in the work. Manufacturing plants may be inspected from time to time for the purpose of determining compliance with specified manufacturing methods or materials to be used in the work and to obtain samples required for acceptance of the material or assembly.

Should the Engineer conduct plant inspections, the following conditions shall exist:

a. The Engineer shall have the cooperation and assistance of the Contractor and the producer with whom the Contractor has contracted for materials.

b. The Engineer shall have full entry at all reasonable times to such parts of the plant that concern the manufacture or production of the materials being furnished.

c. If required by the Engineer, the Contractor shall arrange for adequate office or working space that may be reasonably needed for conducting plant inspections. Place office or working space in a convenient location with respect to the plant.

It is understood and agreed that the Owner shall have the right to retest any material that has been tested and approved at the source of supply after it has been delivered to the site. The Engineer shall have the right to reject only material which, when retested, does not meet the requirements of the contract, plans, or specifications.

**60-05 Engineer/ Resident Project Representative (RPR) field office.** An Engineer/RPR field office is not required.

**60-06 Storage of materials.** Materials shall be stored to assure the preservation of their quality and fitness for the work. Stored materials, even though approved before storage, may again be inspected prior to their use in the work. Stored materials shall be located to facilitate their prompt inspection. The Contractor shall coordinate the storage of all materials with the Engineer. Materials to be stored on airport property shall not create an obstruction to air navigation nor shall they interfere with the free and unobstructed movement of aircraft. Unless otherwise shown on the plans and/or CSPP, the storage of materials and the location of the Contractor’s plant and parked equipment or vehicles shall be as directed by the Engineer. Private property shall not be used for storage purposes without written permission of the Owner or lessee of such property. The Contractor shall make all arrangements and bear all expenses for the storage of materials on private property. Upon request, the Contractor shall furnish the Engineer a copy of the property Owner’s permission.

All storage sites on private or airport property shall be restored to their original condition by the Contractor at their expense, except as otherwise agreed to (in writing) by the Owner or lessee of the property.

**60-07 Unacceptable materials.** Any material or assembly that does not conform to the requirements of the contract, plans, or specifications shall be considered unacceptable and shall be rejected. The Contractor

shall remove any rejected material or assembly from the site of the work, unless otherwise instructed by the Engineer.

Rejected material or assembly, the defects of which have been corrected by the Contractor, shall not be returned to the site of the work until such time as the Engineer has approved its use in the work.

**60-08 Owner furnished materials.** The Contractor shall furnish all materials required to complete the work, except those specified, if any, to be furnished by the Owner. Owner-furnished materials shall be made available to the Contractor at the location specified.

All costs of handling, transportation from the specified location to the site of work, storage, and installing Owner-furnished materials shall be included in the unit price bid for the contract item in which such Owner-furnished material is used.

After any Owner-furnished material has been delivered to the location specified, the Contractor shall be responsible for any demurrage, damage, loss, or other deficiencies that may occur during the Contractor's handling, storage, or use of such Owner-furnished material. The Owner will deduct from any monies due or to become due the Contractor any cost incurred by the Owner in making good such loss due to the Contractor's handling, storage, or use of Owner-furnished materials.

#### **END OF SECTION 60**

## SECTION 70

### LEGAL REGULATIONS AND RESPONSIBILITY TO PUBLIC

**70-01 Laws to be observed.** The Contractor shall keep fully informed of all federal and state laws, all local laws, ordinances, and regulations and all orders and decrees of bodies or tribunals having any jurisdiction or authority, which in any manner affect those engaged or employed on the work, or which in any way affect the conduct of the work. The Contractor shall at all times observe and comply with all such laws, ordinances, regulations, orders, and decrees; and shall protect and indemnify the Owner and all their officers, agents, or servants against any claim or liability arising from or based on the violation of any such law, ordinance, regulation, order, or decree, whether by the Contractor or the Contractor's employees.

**70-02 Permits, licenses, and taxes.** The Contractor shall procure all permits and licenses, pay all charges, fees, and taxes, and give all notices necessary and incidental to the due and lawful execution of the work.

**70-03 Patented devices, materials, and processes.** If the Contractor is required or desires to use any design, device, material, or process covered by letters of patent or copyright, the Contractor shall provide for such use by suitable legal agreement with the Patentee or Owner. The Contractor and the surety shall indemnify and hold harmless the Owner, any third party, or political subdivision from any and all claims for infringement by reason of the use of any such patented design, device, material or process, or any trademark or copyright, and shall indemnify the Owner for any costs, expenses, and damages which it may be obliged to pay by reason of an infringement, at any time during the execution or after the completion of the work.

**70-04 Restoration of surfaces disturbed by others.** The Owner reserves the right to authorize the construction, reconstruction, or maintenance of any public or private utility service, FAA or National Oceanic and Atmospheric Administration (NOAA) facility, or a utility service of another government agency at any time during the progress of the work. To the extent that such construction, reconstruction, or maintenance has been coordinated with the Owner, such authorized work (by others) must be shown on the plans and is indicated as follows: See plans for utility coordination.

Except as listed above, the Contractor shall not permit any individual, firm, or corporation to excavate or otherwise disturb such utility services or facilities located within the limits of the work without the written permission of the Engineer.

Should the Owner of public or private utility service, FAA, or NOAA facility, or a utility service of another government agency be authorized to construct, reconstruct, or maintain such utility service or facility during the progress of the work, the Contractor shall cooperate with such Owners by arranging and performing the work in this contract to facilitate such construction, reconstruction or maintenance by others whether or not such work by others is listed above. When ordered as extra work by the Engineer, the Contractor shall make all necessary repairs to the work which are due to such authorized work by others, unless otherwise provided for in the contract, plans, or specifications. It is understood and agreed that the Contractor shall not be entitled to make any claim for damages due to such authorized work by others or for any delay to the work resulting from such authorized work.

**70-05 Federal Participation.** The United States Government has agreed to reimburse the Owner for some portion of the contract costs. The contract work is subject to the inspection and approval of duly authorized representatives of the FAA Administrator. No requirement of this contract shall be construed as making the United States a party to the contract nor will any such requirement interfere, in any way, with the rights of either party to the contract.

**70-06 Sanitary, health, and safety provisions.** The Contractor's worksite and facilities shall comply with applicable federal, state, and local requirements for health, safety and sanitary provisions.



**70-07 Public convenience and safety.** The Contractor shall control their operations and those of their subcontractors and all suppliers, to assure the least inconvenience to the traveling public. Under all circumstances, safety shall be the most important consideration.

The Contractor shall maintain the free and unobstructed movement of aircraft and vehicular traffic with respect to their own operations and those of their own subcontractors and all suppliers in accordance with Section 40, paragraph 40-05, *Maintenance of Traffic*, and shall limit such operations for the convenience and safety of the traveling public as specified in Section 80, paragraph 80-04, *Limitation of Operations*.

The Contractor shall remove or control debris and rubbish resulting from its work operations at frequent intervals, and upon the order of the Engineer. If the Engineer determines the existence of Contractor debris in the work site represents a hazard to airport operations and the Contractor is unable to respond in a prompt and reasonable manner, the Engineer reserves the right to assign the task of debris removal to a third party and recover the resulting costs as a liquidated damage against the Contractor.

**70-08 Construction Safety and Phasing Plan (CSPP).** The Contractor shall complete the work in accordance with the approved Construction Safety and Phasing Plan (CSPP) developed in accordance with AC 150/5370-2, Operational Safety on Airports During Construction. The CSPP is on sheet 3 of the project plans.

**70-09 Use of explosives.** The use of explosives is not permitted on this project.

**70-10 Protection and restoration of property and landscape.** The Contractor shall be responsible for the preservation of all public and private property, and shall protect carefully from disturbance or damage all land monuments and property markers until the Engineer has witnessed or otherwise referenced their location and shall not move them until directed.

The Contractor shall be responsible for all damage or injury to property of any character, during the execution of the work, resulting from any act, omission, neglect, or misconduct in manner or method of executing the work, or at any time due to defective work or materials, and said responsibility shall not be released until the project has been completed and accepted.

When or where any direct or indirect damage or injury is done to public or private property by or on account of any act, omission, neglect, or misconduct in the execution of the work, or in consequence of the non-execution thereof by the Contractor, the Contractor shall restore, at their expense, such property to a condition similar or equal to that existing before such damage or injury was done, by repairing, or otherwise restoring as may be directed, or the Contractor shall make good such damage or injury in an acceptable manner.

**70-11 Responsibility for damage claims.** The Contractor shall indemnify and hold harmless the Engineer/RPR and the Owner and their officers, agents, and employees from all suits, actions, or claims, of any character, brought because of any injuries or damage received or sustained by any person, persons, or property on account of the operations of the Contractor; or on account of or in consequence of any neglect in safeguarding the work; or through use of unacceptable materials in constructing the work; or because of any act or omission, neglect, or misconduct of said Contractor; or because of any claims or amounts recovered from any infringements of patent, trademark, or copyright; or from any claims or amounts arising or recovered under the “Workmen’s Compensation Act,” or any other law, ordinance, order, or decree. Money due the Contractor under and by virtue of their own contract considered necessary by the Owner for such purpose may be retained for the use of the Owner or, in case no money is due, their own surety may be held until such suits, actions, or claims for injuries or damages shall have been settled and suitable evidence to that effect furnished to the Owner, except that money due the Contractor will not be withheld when the Contractor produces satisfactory evidence that he or she is adequately protected by public liability and property damage insurance.

**70-12 Third party beneficiary clause.** It is specifically agreed between the parties executing the contract that it is not intended by any of the provisions of any part of the contract to create for the public or any member thereof, a third-party beneficiary or to authorize anyone not a party to the contract to maintain a suit for personal injuries or property damage pursuant to the terms or provisions of the contract.

**70-13 Opening sections of the work to traffic.** If it is necessary for the Contractor to complete portions of the contract work for the beneficial occupancy of the Owner prior to completion of the entire contract, such “phasing” of the work must be specified below and indicated on the approved Construction Safety and Phasing Plan (CSPP) and the project plans. When so specified, the Contractor shall complete such portions of the work on or before the date specified or as otherwise specified.

Upon completion of any portion of work listed above, such portion shall be accepted by the Owner in accordance with Section 50, paragraph 50-14, *Partial Acceptance*.

No portion of the work may be opened by the Contractor until directed by the Owner in writing. Should it become necessary to open a portion of the work to traffic on a temporary or intermittent basis, such openings shall be made when, in the opinion of the Engineer, such portion of the work is in an acceptable condition to support the intended traffic. Temporary or intermittent openings are considered to be inherent in the work and shall not constitute either acceptance of the portion of the work so opened or a waiver of any provision of the contract. Any damage to the portion of the work so opened that is not attributable to traffic which is permitted by the Owner shall be repaired by the Contractor at their expense.

The Contractor shall make their own estimate of the inherent difficulties involved in completing the work under the conditions herein described and shall not claim any added compensation by reason of delay or increased cost due to opening a portion of the contract work.

The Contractor must conform to safety standards contained AC 150/5370-2 and the approved CSPP.

Contractor shall refer to the plans, specifications, and the approved CSPP to identify barricade requirements, temporary and/or permanent markings, airfield lighting, guidance signs and other safety requirements prior to opening up sections of work to traffic.

**70-14 Contractor’s responsibility for work.** Until the Engineer’s final written acceptance of the entire completed work, excepting only those portions of the work accepted in accordance with Section 50, paragraph 50-14, *Partial Acceptance*, the Contractor shall have the charge and care thereof and shall take every precaution against injury or damage to any part due to the action of the elements or from any other cause, whether arising from the execution or from the non-execution of the work. The Contractor shall rebuild, repair, restore, and make good all injuries or damages to any portion of the work occasioned by any of the above causes before final acceptance and shall bear the expense thereof except damage to the work due to unforeseeable causes beyond the control of and without the fault or negligence of the Contractor, including but not restricted to acts of God such as earthquake, tidal wave, tornado, hurricane or other cataclysmic phenomenon of nature, or acts of the public enemy or of government authorities.

If the work is suspended for any cause whatever, the Contractor shall be responsible for the work and shall take such precautions necessary to prevent damage to the work. The Contractor shall provide for normal drainage and shall erect necessary temporary structures, signs, or other facilities at their own expense. During such period of suspension of work, the Contractor shall properly and continuously maintain in an acceptable growing condition all living material in newly established planting, seeding, and sodding furnished under the contract, and shall take adequate precautions to protect new tree growth and other important vegetative growth against injury.

**70-15 Contractor’s responsibility for utility service and facilities of others.** As provided in paragraph 70-04, *Restoration of Surfaces Disturbed by Others*, the Contractor shall cooperate with the owner of any public or private utility service, FAA or NOAA, or a utility service of another government agency that may be authorized by the Owner to construct, reconstruct or maintain such utility services or facilities during

the progress of the work. In addition, the Contractor shall control their operations to prevent the unscheduled interruption of such utility services and facilities.

To the extent that such public or private utility services, FAA, or NOAA facilities, or utility services of another governmental agency are known to exist within the limits of the contract work, the approximate locations have been indicated on the plans and/or in the contract documents.

The plans shall show the approximate location of the utilities or facilities known to exist within the limits of the contract work. The proposed contract plans and specifications shall be coordinated with the various Owners at the earliest possible time to avoid overlooking utility conflicts in the design and to obtain the best possible information needed to protect such utility services or facilities from damage resulting from the Contractor's operations. Where conflicts are indicated during the coordination, they shall be resolved by the airport Owner and the utility owner, in accordance with existing legal agreements, by providing for work in the proposed contract or by the utility owner. In such cases of conflict, regardless of how the conflict is resolved, the airport Owner and utility owner should also be advised of the need to furnish the best information possible as to location of the utility service or facility to ensure protection during the proposed contract work.

It is understood and agreed that the Owner does not guarantee the accuracy or the completeness of the location information relating to existing utility services, facilities, or structures that may be shown on the plans or encountered in the work. Any inaccuracy or omission in such information shall not relieve the Contractor of the responsibility to protect such existing features from damage or unscheduled interruption of service.

It is further understood and agreed that the Contractor shall, upon execution of the contract, notify the Owners of all utility services or other facilities of their plan of operations. Such notification shall be in writing addressed to "The Person to Contact" as provided in this paragraph and paragraph 70-04, *Restoration of Surfaces Disturbed By Others*. A copy of each notification shall be given to the Engineer.

In addition to the general written notification provided, it shall be the responsibility of the Contractor to keep such individual Owners advised of changes in their plan of operations that would affect such Owners.

Prior to beginning the work in the general vicinity of an existing utility service or facility, the Contractor shall again notify each such Owner of their plan of operation. If, in the Contractor's opinion, the Owner's assistance is needed to locate the utility service or facility or the presence of a representative of the Owner is desirable to observe the work, such advice should be included in the notification. Such notification shall be given by the most expeditious means to reach the utility owner's "Person to Contact" no later than two normal business days prior to the Contractor's commencement of operations in such general vicinity. The Contractor shall furnish a written summary of the notification to the Engineer.

The Contractor's failure to give the two days' notice shall be cause for the Owner to suspend the Contractor's operations in the general vicinity of a utility service or facility.

Where the outside limits of an underground utility service have been located and staked on the ground, the Contractor shall be required to use hand excavation methods within 3 feet (1 m) of such outside limits at such points as may be required to ensure protection from damage due to the Contractor's operations.

Should the Contractor damage or interrupt the operation of a utility service or facility by accident or otherwise, the Contractor shall immediately notify the proper authority and the Engineer and shall take all reasonable measures to prevent further damage or interruption of service. The Contractor, in such events, shall cooperate with the utility service or facility owner and the Engineer continuously until such damage has been repaired and service restored to the satisfaction of the utility or facility owner.

The Contractor shall bear all costs of damage and restoration of service to any utility service or facility due to their operations whether due to negligence or accident. The Owner reserves the right to deduct such costs from any monies due or which may become due the Contractor, or their own surety.

[ **70-15.1 FAA facilities and cable runs.** The Contractor is hereby advised that the construction limits of the project include existing facilities and buried cable runs that are owned, operated and maintained by the FAA. The Contractor, during the execution of the project work, shall comply with the following:

a. The Contractor shall permit FAA maintenance personnel the right of access to the project work site for purposes of inspecting and maintaining all existing FAA owned facilities.

b. The Contractor shall provide notice to the FAA Air Traffic Organization (ATO)/Technical Operations/System Support Center (SSC) Point-of-Contact through the airport manager a minimum of seven (7) calendar days prior to commencement of construction activities in order to permit sufficient time to locate and mark existing buried cables and to schedule any required facility outages.

c. If execution of the project work requires a facility outage, the Contractor shall contact the FAA Point-of-Contact a minimum of 72 hours prior to the time of the required outage.

d. Any damage to FAA cables, access roads, or FAA facilities during construction caused by the Contractor's equipment or personnel whether by negligence or accident will require the Contractor to repair or replace the damaged cables, access road, or FAA facilities to FAA requirements. The Contractor shall not bear the cost to repair damage to underground facilities or utilities improperly located by the FAA.

e. If the project work requires the cutting or splicing of FAA owned cables, the FAA Point-of-Contact shall be contacted a minimum of 72 hours prior to the time the cable work commences. The FAA reserves the right to have a FAA representative on site to observe the splicing of the cables as a condition of acceptance. All cable splices are to be accomplished in accordance with FAA specifications and require approval by the FAA Point-of-Contact as a condition of acceptance by the Owner. The Contractor is hereby advised that FAA restricts the location of where splices may be installed. If a cable splice is required in a location that is not permitted by FAA, the Contractor shall furnish and install a sufficient length of new cable that eliminates the need for any splice.

**70-16 Furnishing rights-of-way.** The Owner will be responsible for furnishing all rights-of-way upon which the work is to be constructed in advance of the Contractor's operations.

**70-17 Personal liability of public officials.** In carrying out any of the contract provisions or in exercising any power or authority granted by this contract, there shall be no liability upon the Engineer, Engineer, their authorized representatives, or any officials of the Owner either personally or as an official of the Owner. It is understood that in such matters they act solely as agents and representatives of the Owner.

**70-18 No waiver of legal rights.** Upon completion of the work, the Owner will expeditiously make final inspection and notify the Contractor of final acceptance. Such final acceptance, however, shall not preclude or stop the Owner from correcting any measurement, estimate, or certificate made before or after completion of the work, nor shall the Owner be precluded or stopped from recovering from the Contractor or their surety, or both, such overpayment as may be sustained, or by failure on the part of the Contractor to fulfill their obligations under the contract. A waiver on the part of the Owner of any breach of any part of the contract shall not be held to be a waiver of any other or subsequent breach.

The Contractor, without prejudice to the terms of the contract, shall be liable to the Owner for latent defects, fraud, or such gross mistakes as may amount to fraud, or as regards the Owner's rights under any warranty or guaranty.

**70-19 Environmental protection.** The Contractor shall comply with all federal, state, and local laws and regulations controlling pollution of the environment. The Contractor shall take necessary precautions to prevent pollution of streams, lakes, ponds, and reservoirs with fuels, oils, asphalts, chemicals, or other harmful materials and to prevent pollution of the atmosphere from particulate and gaseous matter.

**70-20 Archaeological and historical findings.** Unless otherwise specified in this subsection, the Contractor is advised that the site of the work is not within any property, district, or site, and does not

contain any building, structure, or object listed in the current National Register of Historic Places published by the United States Department of Interior.

Should the Contractor encounter, during their operations, any building, part of a building, structure, or object that is incongruous with its surroundings, the Contractor shall immediately cease operations in that location and notify the Engineer. The Engineer will immediately investigate the Contractor's finding and the Owner will direct the Contractor to either resume operations or to suspend operations as directed.

Should the Owner order suspension of the Contractor's operations in order to protect an archaeological or historical finding, or order the Contractor to perform extra work, such shall be covered by an appropriate contract change order or supplemental agreement as provided in Section 40, paragraph 40-04, *Extra Work*, and Section 90, paragraph 90-05, *Payment for Extra Work*. If appropriate, the contract change order or supplemental agreement shall include an extension of contract time in accordance with Section 80, paragraph 80-07, *Determination and Extension of Contract Time*.

**70-21 Insurance Requirements. None.**

**END OF SECTION 70**

## SECTION 80

### EXECUTION AND PROGRESS

**80-01 Subletting of contract.** The Owner will not recognize any subcontractor on the work. The Contractor shall at all times when work is in progress be represented either in person, by a qualified superintendent, or by other designated, qualified representative who is duly authorized to receive and execute orders of the Engineer.

The Contractor shall perform, with his organization, an amount of work equal to at least 25 percent of the total contract cost.

Should the Contractor elect to assign their contract, said assignment shall be concurred in by the surety, shall be presented for the consideration and approval of the Owner, and shall be consummated only on the written approval of the Owner.

**The Contractor shall provide copies of all subcontracts to the Engineer 14 days prior to being utilized on the project. As a minimum, the information shall include the following:**

- Subcontractor's legal company name.
- Subcontractor's legal company address, including County name.
- Principal contact person's name, telephone and fax number.
- Complete narrative description, and dollar value of the work to be performed by the subcontractor.
- Copies of required insurance certificates in accordance with the specifications.
- Minority/ non-minority status.

**80-02 Notice to proceed (NTP).** The Owners notice to proceed will state the date on which contract time commences. The Contractor is expected to commence project operations within 10 days of the NTP date. The Contractor shall notify the Engineer at least 24 hours in advance of the time contract operations begins. The Contractor shall not commence any actual operations prior to the date on which the notice to proceed is issued by the Owner.

**80-03 Execution and progress.** Unless otherwise specified, the Contractor shall submit their coordinated construction schedule showing all work activities for the Engineer's review and acceptance at least 10 days prior to the start of work. The Contractor's progress schedule, once accepted by the Engineer, will represent the Contractor's baseline plan to accomplish the project in accordance with the terms and conditions of the Contract. The Engineer will compare actual Contractor progress against the baseline schedule to determine that status of the Contractor's performance. The Contractor shall provide sufficient materials, equipment, and labor to guarantee the completion of the project in accordance with the plans and specifications within the time set forth in the proposal.

If the Contractor falls significantly behind the submitted schedule, the Contractor shall, upon the Engineer's request, submit a revised schedule for completion of the work within the contract time and modify their operations to provide such additional materials, equipment, and labor necessary to meet the revised schedule. Should the execution of the work be discontinued for any reason, the Contractor shall notify the Engineer at least 24 hours in advance of resuming operations.

The Contractor shall not commence any actual construction prior to the date on which the NTP is issued by the Owner.

The project schedule shall be prepared as a network diagram in Critical Path Method (CPM), Program Evaluation and Review Technique (PERT), or other format, or as otherwise specified. It shall include

information on the sequence of work activities, milestone dates, and activity duration. The schedule shall show all work items identified in the project proposal for each work area and shall include the project start date and end date.

The Contractor shall maintain the work schedule and provide an update and analysis of the progress schedule on a twice monthly basis, or as otherwise specified in the contract. Submission of the work schedule shall not relieve the Contractor of overall responsibility for scheduling, sequencing, and coordinating all work to comply with the requirements of the contract.

**80-04 Limitation of operations.** The Contractor shall control their operations and the operations of their subcontractors and all suppliers to provide for the free and unobstructed movement of aircraft in the air operations areas (AOA) of the airport.

When the work requires the Contractor to conduct their operations within an AOA of the airport, the work shall be coordinated with airport operations (through the Engineer) at least 48 hours prior to commencement of such work. The Contractor shall not close an AOA until so authorized by the Engineer and until the necessary temporary marking, signage and associated lighting is in place as provided in Section 70, paragraph 70-08, *Construction Safety and Phasing Plan (CSPP)*.

When the contract work requires the Contractor to work within an AOA of the airport on an intermittent basis (intermittent opening and closing of the AOA), the Contractor shall maintain constant communications as specified; immediately obey all instructions to vacate the AOA; and immediately obey all instructions to resume work in such AOA. Failure to maintain the specified communications or to obey instructions shall be cause for suspension of the Contractor's operations in the AOA until satisfactory conditions are provided. The areas of the AOA identified in the Construction Safety Phasing Plan (CSPP) and as listed below, cannot be closed to operating aircraft to permit the Contractor's operations on a continuous basis and will therefore be closed to aircraft operations intermittently as follows:

**See construction safety and phasing plan in the construction plans.**

The Contractor shall be required to conform to safety standards contained in AC 150/5370-2, Operational Safety on Airports During Construction and the approved CSPP.

**80-04.1 Operational safety on airport during construction.** All Contractors' operations shall be conducted in accordance with the approved project Construction Safety and Phasing Plan (CSPP) and the Safety Plan Compliance Document (SPCD) and the provisions set forth within the current version of AC 150/5370-2, Operational Safety on Airports During Construction. The CSPP included within the contract documents conveys minimum requirements for operational safety on the airport during construction activities. The Contractor shall prepare and submit a SPCD that details how it proposes to comply with the requirements presented within the CSPP.

The Contractor shall implement all necessary safety plan measures prior to commencement of any work activity. The Contractor shall conduct routine checks to assure compliance with the safety plan measures.

The Contractor is responsible to the Owner for the conduct of all subcontractors it employs on the project. The Contractor shall assure that all subcontractors are made aware of the requirements of the CSPP and SPCD and that they implement and maintain all necessary measures.

No deviation or modifications may be made to the approved CSPP and SPCD unless approved in writing by the Owner. The necessary coordination actions to review Contractor proposed modifications to an approved CSPP or approved SPCD can require a significant amount of time.

**80-05 Character of workers, methods, and equipment.** The Contractor shall, at all times, employ sufficient labor and equipment for prosecuting the work to full completion in the manner and time required by the contract, plans, and specifications.

All workers shall have sufficient skill and experience to perform properly the work assigned to them. Workers engaged in special work or skilled work shall have sufficient experience in such work and in the operation of the equipment required to perform the work satisfactorily.

Any person employed by the Contractor or by any subcontractor who violates any operational regulations or operational safety requirements and, in the opinion of the Engineer, does not perform his work in a proper and skillful manner or is intemperate or disorderly shall, at the written request of the Engineer, be removed immediately by the Contractor or subcontractor employing such person, and shall not be employed again in any portion of the work without approval of the Engineer.

Should the Contractor fail to remove such person or persons, or fail to furnish suitable and sufficient personnel for the proper execution of the work, the Engineer may suspend the work by written notice until compliance with such orders.

All equipment that is proposed to be used on the work shall be of sufficient size and in such mechanical condition as to meet requirements of the work and to produce a satisfactory quality of work. Equipment used on any portion of the work shall not cause injury to previously completed work, adjacent property, or existing airport facilities due to its use.

When the methods and equipment to be used by the Contractor in accomplishing the work are not prescribed in the contract, the Contractor is free to use any methods or equipment that will accomplish the work in conformity with the requirements of the contract, plans, and specifications.

When the contract specifies the use of certain methods and equipment, such methods and equipment shall be used unless otherwise authorized by the Engineer. If the Contractor desires to use a method or type of equipment other than specified in the contract, the Contractor may request authority from the Engineer to do so. The request shall be in writing and shall include a full description of the methods and equipment proposed and of the reasons for desiring to make the change. If approval is given, it will be on the condition that the Contractor will be fully responsible for producing work in conformity with contract requirements. If, after trial use of the substituted methods or equipment, the Engineer determines that the work produced does not meet contract requirements, the Contractor shall discontinue the use of the substitute method or equipment and shall complete the remaining work with the specified methods and equipment. The Contractor shall remove any deficient work and replace it with work of specified quality, or take such other corrective action as the Engineer may direct. No change will be made in basis of payment for the contract items involved nor in contract time as a result of authorizing a change in methods or equipment under this paragraph.

**80-06 Temporary suspension of the work.** The Owner shall have the authority to suspend the work wholly, or in part, for such period or periods the Owner may deem necessary, due to unsuitable weather, or other conditions considered unfavorable for the execution of the work, or for such time necessary due to the failure on the part of the Contractor to carry out orders given or perform any or all provisions of the contract.

In the event that the Contractor is ordered by the Owner, in writing, to suspend work for some unforeseen cause not otherwise provided for in the contract and over which the Contractor has no control, the Contractor may be reimbursed for actual money expended on the work during the period of shutdown. No allowance will be made for anticipated profits. The period of shutdown shall be computed from the effective date of the written order to suspend work to the effective date of the written order to resume the work. Claims for such compensation shall be filed with the Engineer within the time period stated in the Engineer's order to resume work. The Contractor shall submit with their own claim information substantiating the amount shown on the claim. The Engineer will forward the Contractor's claim to the Owner for consideration in accordance with local laws or ordinances. No provision of this article shall be construed as entitling the Contractor to compensation for delays due to inclement weather or for any other delay provided for in the contract, plans, or specifications.



If it becomes necessary to suspend work for an indefinite period, the Contractor shall store all materials in such manner that they will not become an obstruction nor become damaged in any way. The Contractor shall take every precaution to prevent damage or deterioration of the work performed and provide for normal drainage of the work. The Contractor shall erect temporary structures where necessary to provide for traffic on, to, or from the airport.

**80-07 Determination and extension of contract time.** The number of calendar days shall be stated in the proposal and contract and shall be known as the Contract Time.

If the contract time requires extension for reasons beyond the Contractor’s control, it shall be adjusted as follows:

**Contract time based on calendar days.** Contract Time based on calendar days shall consist of the number of calendar days stated in the contract counting from the effective date of the Notice to Proceed and including all Saturdays, Sundays, holidays, and non-work days. All calendar days elapsing between the effective dates of the Owner’s orders to suspend and resume all work, due to causes not the fault of the Contractor, shall be excluded.

At the time of final payment, the contract time shall be increased in the same proportion as the cost of the actually completed quantities bears to the cost of the originally estimated quantities in the proposal. Such increase in the contract time shall not consider either cost of work or the extension of contract time that has been covered by a change order or supplemental agreement. Charges against the contract time will cease as of the date of final acceptance.

**80-08 Failure to complete on time.** For each calendar day or working day, as specified in the contract, that any work remains uncompleted after the contract time (including all extensions and adjustments as provided in paragraph 80-07, *Determination and Extension of Contract Time*) the sum specified in the contract and proposal as liquidated damages (LD) will be deducted from any money due or to become due the Contractor or their own surety. Such deducted sums shall not be deducted as a penalty but shall be considered as liquidation of a reasonable portion of damages including but not limited to additional engineering services that will be incurred by the Owner should the Contractor fail to complete the work in the time provided in their contract.

Schedule	Liquidated Damages Cost	Allowed Construction Time
Phase 2	\$500	60 calendar days

The maximum construction time allowed for Phase 2 will be the sum of the time allowed for individual schedules but not more than 60 days. Permitting the Contractor to continue and finish the work or any part of it after the time fixed for its completion, or after the date to which the time for completion may have been extended, will in no way operate as a waiver on the part of the Owner of any of its rights under the contract.

**80-09 Default and termination of contract.** The Contractor shall be considered in default of their contract and such default will be considered as cause for the Owner to terminate the contract for any of the following reasons, if the Contractor:

- a. Fails to begin the work under the contract within the time specified in the Notice to Proceed, or
- b. Fails to perform the work or fails to provide sufficient workers, equipment and/or materials to assure completion of work in accordance with the terms of the contract, or

- c. Performs the work unsuitably or neglects or refuses to remove materials or to perform anew such work as may be rejected as unacceptable and unsuitable, or
- d. Discontinues the execution of the work, or
- e. Fails to resume work which has been discontinued within a reasonable time after notice to do so, or
- f. Becomes insolvent or is declared bankrupt, or commits any act of bankruptcy or insolvency, or
- g. Allows any final judgment to stand against the Contractor unsatisfied for a period of 10 days, or
- h. Makes an assignment for the benefit of creditors, or
- i. For any other cause whatsoever, fails to carry on the work in an acceptable manner.

Should the Owner consider the Contractor in default of the contract for any reason above, the Owner shall immediately give written notice to the Contractor and the Contractor's surety as to the reasons for considering the Contractor in default and the Owner's intentions to terminate the contract.

If the Contractor or surety, within a period of 10 days after such notice, does not proceed in accordance therewith, then the Owner will, upon written notification from the Engineer of the facts of such delay, neglect, or default and the Contractor's failure to comply with such notice, have full power and authority without violating the contract, to take the execution of the work out of the hands of the Contractor. The Owner may appropriate or use any or all materials and equipment that have been mobilized for use in the work and are acceptable and may enter into an agreement for the completion of said contract according to the terms and provisions thereof, or use such other methods as in the opinion of the Engineer will be required for the completion of said contract in an acceptable manner.

All costs and charges incurred by the Owner, together with the cost of completing the work under contract, will be deducted from any monies due or which may become due the Contractor. If such expense exceeds the sum which would have been payable under the contract, then the Contractor and the surety shall be liable and shall pay to the Owner the amount of such excess.

**80-10 Termination for national emergencies.** The Owner shall terminate the contract or portion thereof by written notice when the Contractor is prevented from proceeding with the construction contract as a direct result of an Executive Order of the President with respect to the execution of war or in the interest of national defense.

When the contract, or any portion thereof, is terminated before completion of all items of work in the contract, payment will be made for the actual number of units or items of work completed at the contract price or as mutually agreed for items of work partially completed or not started. No claims or loss of anticipated profits shall be considered.

Reimbursement for organization of the work, and other overhead expenses, (when not otherwise included in the contract) and moving equipment and materials to and from the job will be considered, the intent being that an equitable settlement will be made with the Contractor.

Acceptable materials, obtained or ordered by the Contractor for the work and that are not incorporated in the work shall, at the option of the Contractor, be purchased from the Contractor at actual cost as shown by receipted bills and actual cost records at such points of delivery as may be designated by the Engineer.

Termination of the contract or a portion thereof shall neither relieve the Contractor of their responsibilities for the completed work nor shall it relieve their surety of its obligation for and concerning any just claim arising out of the work performed.

**80-11 Work area, storage area and sequence of operations.** The Contractor shall obtain approval from the Engineer prior to beginning any work in all areas of the airport. No operating runway, taxiway, or air operations area (AOA) shall be crossed, entered, or obstructed while it is operational. The Contractor shall plan and coordinate work in accordance with the approved CSPP and SPCD.

**END OF SECTION 80**

## SECTION 90

### MEASUREMENT AND PAYMENT

**90-01 Measurement of quantities.** All work completed under the contract will be measured by the Engineer, or their authorized representatives, using United States Customary Units of Measurement.

The method of measurement and computations to be used in determination of quantities of material furnished and of work performed under the contract will be those methods generally recognized as conforming to good engineering practice.

Unless otherwise specified, longitudinal measurements for area computations will be made horizontally, and no deductions will be made for individual fixtures (or leave-outs) having an area of 9 square feet or less. Unless otherwise specified, transverse measurements for area computations will be the neat dimensions shown on the plans or ordered in writing by the Engineer.

Unless otherwise specified, all contract items which are measured by the linear foot such as electrical ducts, conduits, pipe culverts, underdrains, and similar items shall be measured parallel to the base or foundation upon which such items are placed.

The term “lump sum” when used as an item of payment will mean complete payment for the work described in the contract. When a complete structure or structural unit (in effect, “lump sum” work) is specified as the unit of measurement, the unit will be construed to include all necessary fittings and accessories.

When requested by the Contractor and approved by the Engineer in writing, material specified to be measured by the cubic yard may be weighed, and such weights will be converted to cubic yards payment purposes. Factors for conversion from weight measurement to volume measurement will be determined by the Engineer and shall be agreed to by the Contractor before such method of measurement of pay quantities is used.

#### Measurement and Payment Terms

Term	Description
<b>Excavation and Embankment Volume</b>	In computing volumes of excavation, the average end area method will be used unless otherwise specified.
<b>Measurement and Proportion by Weight</b>	The term “ton” will mean the short ton consisting of 2,000 pounds avoirdupois. All materials that are measured or proportioned by weights shall be weighed on accurate, independently certified scales by competent, qualified personnel at locations designated by the Engineer. If material is shipped by rail, the car weight may be accepted provided that only the actual weight of material is paid for. However, car weights will not be acceptable for material to be passed through mixing plants. Trucks used to haul material being paid for by weight shall be weighed empty daily at such times as the Engineer directs, and each truck shall bear a plainly legible identification mark.
<b>Measurement by Volume</b>	Materials to be measured by volume in the hauling vehicle shall be hauled in approved vehicles and measured therein at the point of delivery. Vehicles for this purpose may be of any size or type acceptable for the materials hauled, provided that the body is of such shape that the actual contents may be readily and accurately determined. All vehicles shall be loaded to at least their water level

Term	Description
	capacity, and all loads shall be leveled when the vehicles arrive at the point of delivery.
<b>Asphalt Material</b>	Asphalt materials will be measured by the gallon or ton. When measured by volume, such volumes will be measured at 60°F or will be corrected to the volume at 60°F using ASTM D1250 for asphalts. Net certified scale weights or weights based on certified volumes in the case of rail shipments will be used as a basis of measurement, subject to correction when asphalt material has been lost from the car or the distributor, wasted, or otherwise not incorporated in the work. When asphalt materials are shipped by truck or transport, net certified weights by volume, subject to correction for loss or foaming, will be used for computing quantities.
<b>Cement</b>	Cement will be measured by the ton or hundredweight
<b>Structure</b>	Structures will be measured according to neat lines shown on the plans or as altered to fit field conditions.
<b>Timber</b>	Timber will be measured by the thousand feet board measure (MFBM) actually incorporated in the structure. Measurement will be based on nominal widths and thicknesses and the extreme length of each piece.
<b>Plates and Sheets</b>	The thickness of plates and galvanized sheet used in the manufacture of corrugated metal pipe, metal plate pipe culverts and arches, and metal cribbing will be specified and measured in decimal fraction of inch.
<b>Miscellaneous Items</b>	When standard manufactured items are specified such as fence, wire, plates, rolled shapes, pipe conduit, etc., and these items are identified by gauge, unit weight, section dimensions, etc., such identification will be considered to be nominal weights or dimensions. Unless more stringently controlled by tolerances in cited specifications, manufacturing tolerances established by the industries involved will be accepted.
<b>Scales</b>	<p>Scales must be tested for accuracy and serviced before use. Scales for weighing materials which are required to be proportioned or measured and paid for by weight shall be furnished, erected, and maintained by the Contractor, or be certified permanently installed commercial scales. Platform scales shall be installed and maintained with the platform level and rigid bulkheads at each end.</p> <p>Scales shall be accurate within 0.5% of the correct weight throughout the range of use. The Contractor shall have the scales checked under the observation of the Engineer before beginning work and at such other times as requested. The intervals shall be uniform in spacing throughout the graduated or marked length of the beam or dial and shall not exceed 0.1% of the nominal rated capacity of the scale, but not less than one pound. The use of spring balances will not be permitted.</p> <p>In the event inspection reveals the scales have been “overweighing” (indicating more than correct weight) they will be immediately adjusted. All materials</p>

Term	Description
	<p>received subsequent to the last previous correct weighting-accuracy test will be reduced by the percentage of error in excess of 0.5%.</p> <p>In the event inspection reveals the scales have been under-weighting (indicating less than correct weight), they shall be immediately adjusted. No additional payment to the Contractor will be allowed for materials previously weighed and recorded.</p> <p>Beams, dials, platforms, and other scale equipment shall be so arranged that the operator and the Engineer can safely and conveniently view them.</p> <p>Scale installations shall have available ten standard 50-pound weights for testing the weighing equipment or suitable weights and devices for other approved equipment.</p> <p>All costs in connection with furnishing, installing, certifying, testing, and maintaining scales; for furnishing check weights and scale house; and for all other items specified in this subsection, for the weighing of materials for proportioning or payment, shall be included in the unit contract prices for the various items of the project.</p>
<b>Rental Equipment</b>	<p>Rental of equipment will be measured by time in hours of actual working time and necessary traveling time of the equipment within the limits of the work. Special equipment ordered in connection with extra work will be measured as agreed in the change order or supplemental agreement authorizing such work as provided in paragraph 90-05 <i>Payment for Extra Work</i>.</p>
<b>Pay Quantities</b>	<p>When the estimated quantities for a specific portion of the work are designated as the pay quantities in the contract, they shall be the final quantities for which payment for such specific portion of the work will be made, unless the dimensions of said portions of the work shown on the plans are revised by the Engineer. If revised dimensions result in an increase or decrease in the quantities of such work, the final quantities for payment will be revised in the amount represented by the authorized changes in the dimensions.</p>

**90-02 Scope of payment.** The Contractor shall receive and accept compensation provided for in the contract as full payment for furnishing all materials, for performing all work under the contract in a complete and acceptable manner, and for all risk, loss, damage, or expense of whatever character arising out of the nature of the work or the execution thereof, subject to the provisions of Section 70, paragraph 70-18, *No Waiver of Legal Rights*.

When the “basis of payment” subsection of a technical specification requires that the contract price (price bid) include compensation for certain work or material essential to the item, this same work or material will not also be measured for payment under any other contract item which may appear elsewhere in the contract, plans, or specifications.

**90-03 Compensation for altered quantities.** When the accepted quantities of work vary from the quantities in the proposal, the Contractor shall accept as payment in full, so far as contract items are concerned, payment at the original contract price for the accepted quantities of work actually completed and accepted. No allowance, except as provided for in Section 40, paragraph 40-02, *Alteration of Work and Quantities*, will be made for any increased expense, loss of expected reimbursement, or loss of anticipated

profits suffered or claimed by the Contractor which results directly from such alterations or indirectly from their own unbalanced allocation of overhead and profit among the contract items, or from any other cause.

**90-04 Payment for omitted items.** As specified in Section 40, paragraph 40-03, *Omitted Items*, the Engineer shall have the right to omit from the work (order nonperformance) any contract item, except major contract items, in the best interest of the Owner.

Should the Engineer omit or order nonperformance of a contract item or portion of such item from the work, the Contractor shall accept payment in full at the contract prices for any work actually completed and acceptable prior to the Engineer's order to omit or non-perform such contract item.

Acceptable materials ordered by the Contractor or delivered on the work prior to the date of the Engineer's order will be paid for at the actual cost to the Contractor and shall thereupon become the property of the Owner.

In addition to the reimbursement hereinbefore provided, the Contractor shall be reimbursed for all actual costs incurred for the purpose of performing the omitted contract item prior to the date of the Engineer's order. Such additional costs incurred by the Contractor must be directly related to the deleted contract item and shall be supported by certified statements by the Contractor as to the nature the amount of such costs.

**90-05 Payment for extra work.** Extra work, performed in accordance with Section 40, paragraph 40-04, *Extra Work*, will be paid for at the contract prices or agreed prices specified in the change order or supplemental agreement authorizing the extra work.

**90-06 Partial payments.** Partial payments will be made to the Contractor at least once each month as the work progresses. Said payments will be based upon estimates, prepared by the Engineer, of the value of the work performed and materials complete and in place, in accordance with the contract, plans, and specifications. Such partial payments may also include the delivered actual cost of those materials stockpiled and stored in accordance with paragraph 90-07, *Payment for Materials on Hand*. No partial payment will be made when the amount due to the Contractor since the last estimate amounts to less than five hundred dollars.

**a. From the total of the amount determined to be payable on a partial payment, 10% percent of such total amount will be deducted and retained by the Owner for protection of the Owner's interests.** Unless otherwise instructed by the Owner, the amount retained by the Owner will be in effect until the final payment is made except as follows:

**(1) Contractor may request release of retainage on work that has been partially accepted by the Owner in accordance with Section 50-14. Contractor must provide a certified invoice to the Engineer that supports the value of retainage held by the Owner for partially accepted work.**

**(2) In lieu of retainage, the Contractor may exercise at its option the establishment of an escrow account per paragraph 90-08.**

**b. The Contractor is required to pay all subcontractors for satisfactory performance of their contracts no later than 30 days after the Contractor has received a partial payment. Contractor must provide the Owner evidence of prompt and full payment of retainage held by the prime Contractor to the subcontractor within 30 days after the subcontractor's work is satisfactorily completed. A subcontractor's work is satisfactorily completed when all the tasks called for in the subcontract have been accomplished and documented as required by the Owner. When the Owner has made an incremental acceptance of a portion of a prime contract, the work of a subcontractor covered by that acceptance is deemed to be satisfactorily completed.**

**c. When at least 95% of the work has been completed to the satisfaction of the Engineer, the Engineer shall, at the Owner's discretion and with the consent of the surety, prepare estimates of both the contract value and the cost of the remaining work to be done. The Owner may retain an amount not less than twice the contract value or estimated cost, whichever is greater, of the work remaining to be done. The remainder, less all previous payments and deductions, will then be certified for payment to the Contractor.**

It is understood and agreed that the Contractor shall not be entitled to demand or receive partial payment based on quantities of work in excess of those provided in the proposal or covered by approved change orders or supplemental agreements, except when such excess quantities have been determined by the Engineer to be a part of the final quantity for the item of work in question.

No partial payment shall bind the Owner to the acceptance of any materials or work in place as to quality or quantity. All partial payments are subject to correction at the time of final payment as provided in paragraph 90-09, *Acceptance and Final Payment*.

The Contractor shall deliver to the Owner a complete release of all claims for labor and material arising out of this contract before the final payment is made. If any subcontractor or supplier fails to furnish such a release in full, the Contractor may furnish a bond or other collateral satisfactory to the Owner to indemnify the Owner against any potential lien or other such claim. The bond or collateral shall include all costs, expenses, and attorney fees the Owner may be compelled to pay in discharging any such lien or claim.

**90-07 Payment for materials on hand.** Partial payments may be made to the extent of the delivered cost of materials to be incorporated in the work, provided that such materials meet the requirements of the contract, plans, and specifications and are delivered to acceptable sites on the airport property or at other sites in the vicinity that are acceptable to the Owner. Such delivered costs of stored or stockpiled materials may be included in the next partial payment after the following conditions are met:

**a.** The material has been stored or stockpiled in a manner acceptable to the Engineer at or on an approved site.

**b.** The Contractor has furnished the Engineer with acceptable evidence of the quantity and quality of such stored or stockpiled materials.

**c.** The Contractor has furnished the Engineer with satisfactory evidence that the material and transportation costs have been paid.

**d.** The Contractor has furnished the Owner legal title (free of liens or encumbrances of any kind) to the material stored or stockpiled.

**e.** The Contractor has furnished the Owner evidence that the material stored or stockpiled is insured against loss by damage to or disappearance of such materials at any time prior to use in the work.

It is understood and agreed that the transfer of title and the Owner's payment for such stored or stockpiled materials shall in no way relieve the Contractor of their responsibility for furnishing and placing such materials in accordance with the requirements of the contract, plans, and specifications.

In no case will the amount of partial payments for materials on hand exceed the contract price for such materials or the contract price for the contract item in which the material is intended to be used.

No partial payment will be made for stored or stockpiled living or perishable plant materials.

The Contractor shall bear all costs associated with the partial payment of stored or stockpiled materials in accordance with the provisions of this paragraph.

**90-08 Payment of withheld funds.** At the Contractor's option, if an Owner withholds retainage in accordance with the methods described in paragraph 90-06 *Partial Payments*, the Contractor may request



that the Owner deposit the retainage into an escrow account. The Owner's deposit of retainage into an escrow account is subject to the following conditions:

a. The Contractor shall bear all expenses of establishing and maintaining an escrow account and escrow agreement acceptable to the Owner.

b. The Contractor shall deposit to and maintain in such escrow only those securities or bank certificates of deposit as are acceptable to the Owner and having a value not less than the retainage that would otherwise be withheld from partial payment.

c. The Contractor shall enter into an escrow agreement satisfactory to the Owner.

d. The Contractor shall obtain the written consent of the surety to such agreement.

**90-09 Acceptance and final payment.** When the contract work has been accepted in accordance with the requirements of Section 50, paragraph 50-15, *Final Acceptance*, the Engineer will prepare the final estimate of the items of work actually performed. The Contractor shall approve the Engineer's final estimate or advise the Engineer of the Contractor's objections to the final estimate which are based on disputes in measurements or computations of the final quantities to be paid under the contract as amended by change order or supplemental agreement. The Contractor and the Engineer shall resolve all disputes (if any) in the measurement and computation of final quantities to be paid within 30 calendar days of the Contractor's receipt of the Engineer's final estimate. If, after such 30-day period, a dispute still exists, the Contractor may approve the Engineer's estimate under protest of the quantities in dispute, and such disputed quantities shall be considered by the Owner as a claim in accordance with Section 50, paragraph 50-16, *Claims for Adjustment and Disputes*.

After the Contractor has approved, or approved under protest, the Engineer's final estimate, and after the Engineer's receipt of the project closeout documentation required in paragraph 90-11, *Contractor Final Project Documentation*, final payment will be processed based on the entire sum, or the undisputed sum in case of approval under protest, determined to be due the Contractor less all previous payments and all amounts to be deducted under the provisions of the contract. All prior partial estimates and payments shall be subject to correction in the final estimate and payment.

If the Contractor has filed a claim for additional compensation under the provisions of Section 50, paragraph 50-16, *Claims for Adjustments and Disputes*, or under the provisions of this paragraph, such claims will be considered by the Owner in accordance with local laws or ordinances. Upon final adjudication of such claims, any additional payment determined to be due the Contractor will be paid pursuant to a supplemental final estimate.

**90-10 Construction warranty.**

a. In addition to any other warranties in this contract, the Contractor warrants that work performed under this contract conforms to the contract requirements and is free of any defect in equipment, material, workmanship, or design furnished, or performed by the Contractor or any subcontractor or supplier at any tier.

b. This warranty shall continue for a period of one year from the date of final acceptance of the work, except as noted. If the Owner takes possession of any part of the work before final acceptance, this warranty shall continue for a period of one year from the date the Owner takes possession.

c. The Contractor shall remedy at the Contractor's expense any failure to conform, or any defect. In addition, the Contractor shall remedy at the Contractor's expense any damage to Owner real or personal property, when that damage is the result of the Contractor's failure to conform to contract requirements; or any defect of equipment, material, workmanship, or design furnished by the Contractor.

**d.** The Contractor shall restore any work damaged in fulfilling the terms and conditions of this clause. The Contractor's warranty with respect to work repaired or replaced will run for one year from the date of repair or replacement.

**e.** The Owner will notify the Contractor, in writing, within seven (7) days after the discovery of any failure, defect, or damage.

**f.** If the Contractor fails to remedy any failure, defect, or damage within 14 days after receipt of notice, the Owner shall have the right to replace, repair, or otherwise remedy the failure, defect, or damage at the Contractor's expense.

(1) With respect to all warranties, express or implied, from subcontractors, manufacturers, or suppliers for work performed and materials furnished under this contract, the Contractor shall: (1) Obtain all warranties that would be given in normal commercial practice;

(2) Require all warranties to be executed, in writing, for the benefit of the Owner, as directed by the Owner, and

(3) Enforce all warranties for the benefit of the Owner.

**g.** This warranty shall not limit the Owner's rights with respect to latent defects, gross mistakes, or fraud.

**90-11 Contractor Final Project Documentation.** Approval of final payment to the Contractor is contingent upon completion and submittal of the items listed below. The final payment will not be approved until the Engineer approves the Contractor's final submittal. The Contractor shall:

**a.** Provide two (2) copies of all manufacturers warranties specified for materials, equipment, and installations.

**b.** Provide weekly payroll records (not previously received) from the general Contractor and all subcontractors.

**c.** Complete final cleanup in accordance with Section 40, paragraph 40-08, *Final Cleanup*.

**d.** Complete all punch list items identified during the Final Inspection.

**e.** Provide complete release of all claims for labor and material arising out of the Contract.

**f.** Provide a certified statement signed by the subcontractors, indicating actual amounts paid to the Disadvantaged Business Enterprise (DBE) subcontractors and/or suppliers associated with the project.

**g.** When applicable per state requirements, return copies of sales tax completion forms.

**h.** Manufacturer's certifications for all items incorporated in the work.

**i.** All required record drawings, as-built drawings or as-constructed drawings.

**j.** Project Operation and Maintenance (O&M) Manual(s).

**k.** Security for Construction Warranty.

**l.** Equipment commissioning documentation submitted, if required.

## END OF SECTION 90

# **DIVISION III**

## **SPECIAL PROVISIONS**

**Intentionally Left Blank**

# **DIVISION III**

## **SPECIAL PROVISIONS**

**Intentionally Left Blank**

## SPECIAL PROVISIONS

### 1. GENERAL

1.1 These Special Provisions are supplemental to the General Provisions and shall be considered as a part of the specification and Contract. In case of conflict between stipulations of the Special Provisions and the specifications or plans, the Special Provisions shall take precedence and govern. The Engineer shall make interpretations of the plans and specifications.

#### SEQUENCE OF CONSTRUCTION

Work is scheduled to begin in the Summer/Fall 2020. During this time, the airfield will remain open to aircraft traffic. The Contractor may be required to remove personnel and equipment from the areas adjacent to the runway during times of arriving and departing aircraft.

### 2. PRELIMINARY MATTERS

2.1 The Contractor shall submit to the Engineer all shop drawings required for the work. *All shop drawings shall be carefully reviewed for accuracy and conformance by the Contractor; clearly indicate the products and materials being submitted for review; and shall bear the Contractor's stamp of approval before being forwarded to the Engineer.* Shop drawings shall be submitted in such time as to cause no delay to the work or any part thereof. The Engineer shall review the shop drawings with reasonable promptness, noting desired corrections. The Engineer shall retain two (2) copies of the shop drawings and shall return the remaining copies to the Contractor for corrections. The Contractor shall furnish corrected drawings to the Engineer. The Engineer shall retain two (2) copies of the corrected drawings and will return the balance of the reviewed drawings to the Contractor.

Approval of shop drawings by the Engineer shall not be construed as relieving the Contractor from responsibility for compliance with terms or designs of the Contract Documents nor from responsibility for errors of any sort in the shop drawings.

### 3. CORRELATION, INTERPRETATION AND INTENT OF CONTRACT DOCUMENTS

3.1 It is the intent of the Specifications and Drawings to describe a complete project in accordance with the Contract Documents. The Contract Documents comprise the entire contract between the Owner and the Contractor. They may be altered only by a modification.

3.2 In resolving such conflicts, errors and discrepancies, the documents shall be given preference in the following order: Construction Agreement, Proposal, Modifications and Addenda, Instructions to Bidders, General Conditions, Drawings, Detailed Specifications.

Figure dimensions on drawings shall govern over general drawings, and detailed drawings shall govern over general drawings.

### **DECISIONS OF ENGINEER**

The Engineer shall have general administration and direction of the work. When directed by the Owner, they shall inform the Contractor to stop the work whenever such stoppage may be necessary to insure the proper execution of the Contract.

The Engineer shall make decisions on all claims of the Contractor and on all other matters relating to the execution and progress of the work or the interpretation of the Contract Documents.

### **SPECIFICATIONS AND DRAWINGS TO BE COOPERATIVE**

The specifications, the plans accompanying them and the other Contract Documents, shall be supplementary to each other, and any material, workmanship, and/or service which may be in one but not called for in the others shall be as binding as if indicated, called for, or implied by all.

The Contractor will understand that the work herein described shall be complete in every detail, notwithstanding every item necessarily involved is not particularly mentioned and the Contractor shall be held to provide all labor and material necessary for the completion of the indicated work.

The Contractor shall, before the award of the contract, report in writing to the Engineers any discrepancy which he may discover between the drawings and the specifications. If the Contractor fails to call such discrepancy to the attention of the Engineers, the subsequent decisions of the Engineers as to which is correct shall be binding and final.

Should any error and inconsistency appear in the drawings or specifications, the Contractor, before proceeding with the work shall make mention of the same to the Engineers for proper adjustment and in no case shall he proceed with the work in uncertainty.

### **DRAWINGS**

The drawings generally shown work fully drawn out on only a portion of the drawings, the remainder being in outline. The drawn out work must be understood as applying to other like or similar places.

Large scale or full size details will be furnished by the Engineer for work which, in his opinion, shall require such drawings, but these shall be considered as explanatory of the drawings and specifications, and not as indicating additional work. Details shall be accurately followed and any deviations therefrom shall be cause for the rejection of any work so executed.

All necessary dimensions are given on the drawings and shall, in all cases, except where a discrepancy occurs, be followed exactly.



The figures and notes on the drawings showing dimensions shall be used instead of scaling.

All prints and specifications issued to the Contractor are understood to be the property of the Engineer and are to be returned to him when no longer required for use on the work, whether paid for or not, and shall not be duplicated or copied without his permission.

#### **ACQUAINTANCE WITH CONDITIONS**

The Contractor shall be fully aware of all conditions affecting or that might affect the successful completion of the work or the safety of the completed work. Before submitting his proposal he shall have examined the site of the work and compared the actual conditions on the site with those shown or represented by the plans and specifications, and shall have determined the existence of all physical features, obstructions above or below ground, ground elevations, etc., on or adjacent to the site, that might affect the work in progress or completed. The Contractor shall have determined all excavations or fill required to make the site accessible and the protection required against excessive measures of the elements, wind, rain, sun to insure the safety of the work. No allowance will be made in the behalf of the Contractor for his failure to adequately familiarize himself with all conditions and no claim will be permitted for relief due to unforeseen conditions.

Immediately upon beginning the job, the Contractor shall check all dimensions of the present work, including the work done by other contractors on this project which affect his work, and shall report to the Engineer any discrepancy between these dimensions and those shown on the plans.

#### **POSSESSION OF SITE AND RESPONSIBILITY**

Upon taking possession of the site, the Contractor shall be responsible thereafter until the final acceptance of the work by the Owner for the management, care and maintenance of the site and the work, both new and existing, and shall be solely and wholly responsible for damage thereto and for any and all injury to persons or property incident to or on account of the claims or suits arising therefrom, without loss or expense to the Engineer or Owner. Any approval of means or methods of construction, or protection of persons or property, shall not relieve the Contractor from sole responsibility for the adequacy of such means or methods.

#### **4. USE OF PREMISES**

The Contractor shall confine his/her apparatus, the storage of materials and the operations of his/her workers to limits indicated by law, ordinances, permits and directions of the Engineer and shall not exceed those established limits in his operation.

The Contractor shall not load or permit any part of any structure to be loaded with a weight that will endanger its safety.

The Contractor shall enforce all of the Engineer's instructions, including, but not limited to, those regarding signs, advertisements, fires and smoking.

## **5. LIMITATIONS OF WORK AREA**

Limited parking areas, for employees of the Contractor and the subcontractors, shall be designated in the vicinity of the project, and it shall be the responsibility of the Contractor to require such employees to park in this designated area and not any area which may interfere with the operations in and around the construction site.

The Contractor and his/her employees and all subcontractors and their employees shall be aware of the security procedures in effect in the work area. Full responsibilities will be explained at the preconstruction conference.

### **PROJECT AREA ACCESS**

The Contractor shall utilize a haul route on airport property as located on the Project Layout, Phasing and Construction Safety Plan. At no time will construction equipment be allowed on the active portions of the runway, terminal area, hangars, and apron areas. The Contractor will be required to park their equipment and stockpile materials in the areas indicated on the Project Layout, Phasing and Construction Safety Plan. All areas disturbed outside of the normal construction limits as shown on the Plans shall be grassed and returned to their original condition at the expense of the Contractor.

The Contractor shall take all necessary measures as may be required to insure that no unauthorized personnel gain entry onto the airport property.

It shall be the Contractor's responsibility to provide barricades, flagmen, fencing, gates, and security as required, and take all necessary precautions to allow only authorized vehicles and personnel into the construction area.

Upon completion of the work as set forth in these plans and specifications, the Contractor will be required to restore any areas damaged during construction to its original condition, or as directed by the Engineer. Grassing shall be as set forth in these specifications. No separate pay item will be authorized for establishing, maintaining, securing, and restoration for the access to and from the project site. All work-related items covered by the Project Special Provisions shall be included in the contract lump sum bid price for Mobilization.

### **RADIO COMMUNICATION REQUIREMENTS**

The Contractor shall coordinate all personnel and equipment movements to and from the work areas through the Airport Representative. Likewise, any activity in areas adjacent to active runways, taxiways and aprons shall be coordinated with the Airport Manager. Coordination shall be by radio communication when necessary between the Contractor's supervisor on site and the Airport Manager.

### **DUST CONTROL**

It is the intent of these specifications that the Contractor will, by watering, chemicals, vegetation, or other means, prevent the occurrence of dust which will be objectionable to the residents of the area or violate existing laws or regulations or cause hazards to air traffic.

### **TEMPORARY BARRICADES**

The Contractor shall provide barricades with flashing lights spaced at intervals as noted in the plans at locations across or along the pavement edge where work abuts active runways/taxiways. The barricades shall be anchored in such a manner as to prevent aircraft blasts from moving or overturning them. The Contractor shall maintain the lights and barricades to an operable manner for the duration of the work. Upon removal of the barricades, the pavements shall be restored to their original condition. Barricades shall become the property of the Owner upon completion of the project and stored on the airport at a location determined by the Owner. The cost of providing, locating, moving and removing the barricades along with pavement restoration shall be paid for under Section 105 of General Provisions.

### **PROTECTION OF EXISTING FACILITIES**

All existing facilities will be carefully protected by the Contractor. Any facilities damaged by the Contractor will be repaired immediately and restored to original condition. All runway lights, taxiway lights, signs and structures to remain shall be protected by suitable means.

### **NIGHT WORK**

It is not anticipated that this project will require any nighttime construction. Should the Contractor desire such activities, the Engineer should be notified in writing 14 days in advance for coordination.

### **MOVING MATERIALS**

If it becomes necessary at any time during the construction to move materials which are to enter into the construction, the materials having been temporarily placed, the Contractor, or subcontractor shall, when so directed by the Engineer, move them or cause them to be moved without additional cost to the Owner.

### **CLEANING DURING CONSTRUCTION AND AT COMPLETION OF WORK**

The General Contractor shall keep the premises clean at all times and shall remove all rubbish as often as directed by the Resident Engineer or Owner. If the Contractor does not, at all times, provide men to attend to the cleaning up, on request, in a manner satisfactory to the Resident Engineer, the Resident Engineer may employ such men to direct and charge the cost of same to the account of the Contractor.

Upon completion of the work, the Contractor shall leave the grounds in a neat and clean condition. Construction areas shall be replanted with grass and shrubs where they have been removed.

## **6. CUTTING, PATCHING AND FITTING**

The Contractor shall do all cutting, fitting and patching of his work that may be required to make its several parts come together properly and fit it to receive or to be received by work shown upon or which can be reasonably implied from the Drawings and Specifications for the completed project.

## **7. OPERATION OF AIRPORT**

The Contractor agrees that all work done under the contract shall be carried on in such a manner so as to ensure the regular and continuous operation of the Jackson County] Airport. The Contractor further agrees that the sequence of operations under this contract shall be scheduled and carried out so as to ensure said regular and continuous operation. The Contractor will not be allowed to close any areas of construction until so authorized by the Engineer. When the contract work requires the Contractor to work within the areas used by aircraft and support vehicles of the airport on an intermittent basis, the Contractor, through the Engineer, shall maintain constant radio communications with the Airport Operations Manager, immediately obey all instructions to vacate such area and immediately obey all instructions to resume work in such area. Failure to maintain the specified communications or to obey instructions shall be cause for suspension of the Contractor's operations in such areas until the satisfactory conditions are provided.

### **ACCIDENT PREVENTION**

Precaution shall be exercised at all times for the protection of persons (including employees) and property and hazardous conditions shall be guarded against or eliminated. The Contractor shall be responsible for ensuring that all requirements of the Occupational Safety and Health Act are met.

### **SAFETY ON THE AIRPORT DURING CONSTRUCTION ACTIVITY**

Construction Activity and Aircraft Movements: During the time that the Contractor is performing the work contained herein, the Airport Manager facilities along with the aprons, taxiways and runways at the airport will remain in use by aircraft, except as provided herein, to the extent feasible and convenient. Aircraft operations, unless otherwise specified in the contract specifications, shall always have priority over any and all of the Contractor's operations, and the Contractor shall not allow his employees, subcontractors, material, personnel to enter, remain upon or allow any plant or materials to be brought or to remain upon any part of the airport which would be a hazardous to aircraft or airport users. If aprons, runways or taxiways are required

for use by aircraft, the Contractor must suspend their operations, remove all personnel, equipment and materials to a safe distance and stand by until the runway and taxiways are no longer required for use by aircraft.

Construction Activity in the Vicinity of Navigational Aids: Construction activity in the vicinity of FAA navigational aids (i.e. ILS, VOR, ASR, PAPI's, AWOS) requires special consideration. Prospective bidders shall be alerted to this fact by the incorporating language requiring close coordination with the local Airway Facilities Sector as a condition of bid.

## **PROTECTION OF CABLES, CONTROLS, NAVAIDS AND WEATHER BUREAU FACILITIES**

The Contractor is hereby informed that there may be installed on the airport FAA NAVAIDS, including, without limitation, UHF, and VHF Receivers and Transmitters, weather facilities and other electric power cables serving other facilities. Such NAVAIDS, Weather Data Instruments and other facilities, and electric cables must be fully protected during the entire construction time. Work under this contract can be accomplished in the vicinity of these facilities and cables when approved in advance by the Engineer and are subject to withdrawal at any time because of changes in the weather, emergency conditions on the existing airfield areas, anticipation of emergency conditions and for any other reason as determined by the Engineers acting under the orders and instructions of the Airport Management and/or designated FAA representative. Any instructions to this Contractor to clear any given area, at any time, by the Engineer, the Airport Manager or their representative (by radio or other means) shall be immediately executed. Construction work will be commenced in the cleared area only when additional instructions are issued by the proper authorities.

Power and control cables leading to and from any FAA NAVAIDS, Weather Data Equipment and other facilities will be marked in the field by the Owner for the information of the Contractor, before any work in their general vicinity is started. Thereafter, through the duration of this contract, the Contractor shall protect from any possible damage, all FAA facilities including crossing with unauthorized equipment, etc.

The Contractor shall immediately repair, with identical material by skilled workmen, any underground cables serving FAA NAVAIDS, Weather Data Equipment and other airport facilities, which are damaged by his workmen, equipment or work. Prior approval of the FAA must be obtained for the materials, workmen, time of day or night, method of repairs, for any temporary or permanent repairs the Contractor proposes to make to any FAA NAVAIDS, Weather Data facilities or other cables and controls serving such NAVAIDS and facilities damaged by the Contractor.

Prior approval of the Engineer or airport representative designated by the Owner must be obtained for the materials, workmen, time of day or night, method of repairs, for any temporary or permanent repairs the Contractor proposes to make to any other airport facilities and cables damaged by this Contractor.

It is recognized that should the Owner incur costs for employee's salaries, engineering fees, and otherwise in connection with the damage and inspection and repair of any such damage caused by the Contractor; and, consequently, if the Owner incurs any loss of income by reason of the diversion of aircraft traffic from the airport resulting from interruption of the use of airport facilities; and that such expenses and loss of income are not measurable now and may not be reasonably ascertainable at the time of any incident caused by this Contractor, the Owner and the Contractor hereby agree to the assessment of liquidated damages in lieu of such expenses of other damages incurred by the Owner. In addition to the obligation of this Contractor to immediately repair any cables or facilities damaged by the Contractor, as set forth above; for each incident where cables are located within five feet of the position defined on the ground and are cut or damaged and the facility served by cables which are cut or damaged is not able to perform its required function resulting in the diversion of aircraft or the interruption of the normal flow of air traffic and aircraft operations on the airport, the sum of \$500 shall be deducted from any monies due the Contractor, or if no money is due the Contractor, the Owner shall have the right to recover said sum or sums from the Contractor, from their surety, or from both. The amount of these deductions are to cover liquidated damages to the Sponsor incurred by additional and other expenses and damages arising from the incident or incidents caused by the Contractor, and such deductions are not to be considered as penalties.

## **8. AIRPORT PROJECT PROCEDURES (CONSTRUCTION SAFETY PLAN)**

The Contractor shall limit his work within the areas designated and conduct his operations.

The Contractor is required to employ a Safety Officer who will be the liaison between the Contractor, the Engineer, and the Owner in all safety related matters for the duration of the project. The safety officer shall be on call 24 hours per day for emergency maintenance of the airport hazard lighting, barricades, and other safety features.

The Contractor shall be responsible for field marking and protecting all utilities within the construction limits.

All equipment, vehicles, and materials must be stored in the designated storage or staging area or in areas acceptable to the Engineer. The Contractor's vehicles and equipment shall be marked in accordance with state and federal safety regulations.

No open flames or burning will be allowed on Airport property except as specifically authorized by the Engineer in writing.

The Contractor shall comply with all applicable federal, state, and local laws, ordinance, and regulations governing safety, health, and sanitation; shall provide barricades; shall take any other needed action, on his own responsibility, that are reasonably necessary to protect life and health of employees on the job, the safety of airport users, the safety of moving and parked vehicles and other property during the performance of the work.

Except as otherwise specified, **FAA AC 150/5370-10G** and all its reference shall be used in maintaining airport operational safety during construction. A copy of this Advisory Circular is attached.

The Contractor shall integrate and maintain requirements of airport operational safety into each planning and work schedule. The Contractor's Safety Officer shall continuously monitor all planning schedules and work underway for compliance to **AC 150/5370-10G**; and shall maintain vigilance to detect areas needing attention due to oversight or altered construction activities. Airport operational safety during construction will be on the agenda at the pre-construction conference and each coordination and progress meeting.

Except as specified directly, no measurement or payment will be made for the work in this section; it will be considered as incidental cost to Mobilization and other items of work.

## **9. INSURANCE**

9.1 The contract shall not be executed and signed by the Contractor and Owner until the Contractor has obtained, at his sole expense, all insurance required under this paragraph and such insurance has been approved by the Engineer, nor shall the Contractor allow any subcontractor to commence work on his subcontract until all insurance required to be procured by subcontractors hereunder has been so obtained by or for the subcontractors. If a subcontractor does not take out insurance in his own name and the Contractor wishes to provide insurance protection for such subcontractor and such subcontractor's employees, the Contractor must either (a) procure appropriate policies in the name of the subcontractor, or (b) cause a rider to be attached to the Contractor's policies which must identify the subcontractor thereby covered; provided, however, in the case of the latter option, such rider need not be attached to the Contractor's workers compensation policy if such policy by itself is sufficiently broad to cover the employees of all subcontractors performing work under the contract. All required insurance shall be procured from an insurance company licensed to do business in Georgia and shall be maintained continuously during the life of the contract.

9.2 **Worker's Compensation Insurance** - The Contractor shall take out and maintain during the life of this contract, worker's compensation insurance for all of his employees employed at the site of the project. In case any class of persons engaged in work under this contract is not protected under the worker's compensation laws, the Contractor shall provide all adequate coverage for the protection of his employees not otherwise protected.

9.3 **Comprehensive General Liability and Property Damage Insurance** - The Contractor shall take out and maintain during the life of this contract such public liability and property damage insurance as shall protect him and the Owner from claims for damages for personal injury, including death, as well as from claims for property damages which may arise from operations under this contract, whether such operations be by himself or by any subcontractor or by anyone directly or indirectly employed by either of them, and the amounts of such insurance shall be as follows: Comprehensive General Liability Insurance in an amount not less than \$1,000,000 for accidental injury or death on account of any one occurrence and Property Damage Insurance of not less than 1,000,000 for each occurrence. The Owner shall be named as an additional insured.

9.4 **Comprehensive Automobile Liability Insurance** - The Contractor shall procure and maintain during the life of the contract complete comprehensive automobile liability insurance in the amounts of \$1,000,000 each occurrence for bodily injury or death and \$1,000,000 each occurrence for property damage. The Owner shall be named as an additional insured.

9.5 **Umbrella Excess Liability Insurance** - In addition to the requirements of the above paragraphs, the Contractor will be responsible for procuring and maintaining during the life of the contract an umbrella excess liability policy in the amount of \$5,000,000, providing excess coverage on insurance required in Paragraphs 6.2 and 6.3 above. The Owner shall be named as an additional insured.

9.6 Each and every subcontractor performing work covered by this contract shall procure and maintain insurance of the types and in the amounts specified and described in Paragraphs above. It shall be the Contractors responsibility to ensure that each subcontractor procures and maintains the required insurance.

9.7 The Contractor shall submit to the Engineer before the contract is executed certificates of insurance evidencing coverage required to be procured by the Contractor hereunder. The Contractor shall require each subcontractor to submit to the Contractor evidence of all coverage required of subcontractors by certificates of insurance before such subcontractor commences work on his subcontract.

9.8 Each certificate of insurance and policy required hereunder, except the workers compensation policy, shall bear the provision THAT THE POLICY



CANNOT BE CANCELLED OR REDUCED IN AMOUNT AND THAT COVERAGE CANNOT BE ELIMINATED IN LESS THAN THIRTY (30) DAYS AFTER MAILING WRITTEN NOTICE TO THE OWNER, THE INSURED AND THE ENGINEER OF SUCH ALTERATION, CANCELLATION, OR ELIMINATION, THE WRITTEN NOTICE TO BE SENT BY CERTIFIED MAIL.

A provision regarding cancellations, reductions in amount or elimination of coverage to the effect that the insurer's failure to mail notice will impose no liability upon the insurer will not be acceptable. If an insurance policy is canceled, it will be the Contractor's obligation to procure a replacement policy.

## **10. CONTRACTOR**

10.1 The Contractor will supervise and direct the work efficiently and with his/her best skill and attention. He/she will be solely responsible for the means, methods, techniques, sequences, and procedures of construction. The Contractor will be responsible to see that the finished work complies accurately with the Contract Documents.

10.2 The Contractor will keep on the project at all times during its progress, a competent resident superintendent whose name and qualifications will be furnished to the Engineer at the preconstruction meeting and who shall not be replaced without prior written notice to the Engineer except under extraordinary circumstances, in which event immediate written notice shall be given to the Engineer. The superintendent will be the Contractor's representative at the site and shall have the authority to act on behalf of the Contractor and to receive any and all notices or instructions given pursuant to the Contract Documents. The superintendent shall be an employee of the Contractor. The Contractor will provide competent and suitable qualified personnel, equipment and supplies to perform the work required by the Contract Documents. He/she will at all times maintain good discipline and order at the site.

10.3 The Contractor will provide competent, suitably qualified personnel, equipment and supplies to survey and layout the work as required by the Contract Documents. The Contractor will be provided horizontal and vertical control points by the Engineer. The Contractor must furnish all additional stakes and materials for layout and construction of the work.

10.4 The Contractor shall attend job site progress conferences as called by the Engineer. The Contractor shall be represented at these job progress conferences by an authorized representative of the home office of the Contractor as well as by the project representative. These meetings shall be open to subcontractors, material suppliers and any others who can contribute beneficially toward maintaining required job progress, and such personnel shall be encouraged by the Contractor to

attend. It shall be the principal purpose of these meetings or conferences to effect coordination, cooperation and assistance in every practical way toward the end of maintaining progress of the project on schedule and to complete the project within the specified contract time. The Contractor shall be prepared to assess progress of the work as required in the contract and to recommend remedial measures for correction of progress as may be appropriate. The Engineer shall be the coordinator of the conferences and shall preside as chairperson.

It shall be the responsibility of the Contractor to schedule the work of all subcontractors and suppliers to conform to the Construction Schedule submitted by the Contractor at the preconstruction conference and approved by the Engineer and Owner; to maintain such construction schedule; and to notify the Engineer of any changes in the Construction Schedule. If the Contractor falls significantly behind the Construction Schedule, he/she shall, upon the Engineer's request, submit (i) a revised schedule for completion of work within the contract time, such revised schedule shall be subject to approval by the Engineer and Owner, and (ii) such supporting data as the Engineer and/or Owner may require. The Contractor shall modify his/her operations to provide such additional materials, equipment and labor necessary to meet such approved revised schedule. He/she shall be responsible for providing adequate notice to all subcontractors to ensure efficient continuity of all phases of the project work.

In the event that the prosecution of the work is discontinued for any reason, the Contractor shall notify the Engineer at least forty-eight (48) hours in advance of resuming operations.

10.5 If in the opinion of the Engineer, any subcontractor on the project proves to be incompetent or otherwise unsatisfactory, he/she shall be replaced by the Contractor if and when directed by the Engineer in writing.

10.6 *The Contractor will keep one record copy of all specifications, drawings, addenda, modifications, and shop drawings at the site in good order and annotated to show all changes made during the construction process.* These shall be available to the Engineer and shall be delivered to him/her for the Owner's purposes upon completion of the project. They shall be used for this purpose only.

10.7 The Contractor shall be responsible for the entire site and the necessary protections, as required by the Engineer and by-laws or ordinances governing such conditions. He/she shall be responsible for any damage to the Owner's property, or that of others, by the Contractor, his/her employees, subcontractors or their employees, and shall make good such damages. He/she shall be responsible for and pay for any such claims against the Owner.

10.8 The Contractor shall provide cover and/or protect all portions of the work and provide all materials necessary to protect the work whether performed by him/her or any of the subcontractors. Any work damaged through the lack of proper protection, or from any other cause, shall be repaired or replaced without extra cost to the Owner.

The Contractor shall maintain the work during construction and until the work is accepted. This maintenance shall constitute continuous and effective work prosecuted day by day, with adequate equipment and forces so that the work is maintained in satisfactory condition at all times. All costs of maintenance work during the construction and before the project is accepted shall be included in the unit prices bid on the various contract items, and the Contractor will not be paid an additional amount for such work. Should the Contractor at any time fail to maintain the work as provided herein, the Engineer shall immediately notify the Contractor of such noncompliance.

Such notification shall specify a reasonable time within which the Contractor shall be required to remedy such unsatisfactory maintenance condition. The time specified will give due consideration to the exigency that exists. Should the Contractor fail to respond to the Engineer's notification, the Engineer may suspend any work necessary for the Owner to correct such unsatisfactory condition, depending on the exigency that exists. Any maintenance cost incurred by the Owner shall be deducted from monies due or to become due the Contractor.

10.9 When allowed, fires will be outlined in the Detailed Specifications. No other fires of any kind will be allowed inside or around the operations during the course of construction without special permission from the Engineer.

10.10 The Contractor shall designate a responsible member of his organization as safety inspector, whose duties shall include accident prevention on the work project. The name of the safety inspector shall be made known to the Engineer at the pre-construction conference.

10.11 In emergencies affecting the safety of persons or the work or property at the site or adjacent thereto, the Contractor, without special instructions or authorization from the Engineer or Owner, is obligated to act at his/her discretion to prevent threatened damage, injury or loss. As soon as practicable, he/she will notify the Engineer of such emergency and he will thereafter act at the Engineer's instruction. The Contractor will give the Engineer prompt written notice of any significant changes in the work or deviations from the Contract Documents caused by such emergency, and a change order, if found by the Engineer to be justified, shall thereupon be issued covering the changes and deviations involved. If the Contractor believes that additional work done by him/her in an emergency entitles him/her to an increase in the contract price or an extension of the contract time, he/she may make a claim therefore as provided in the General Provisions.

10.12 The Contractor shall diligently strive to keep the premises free from accumulation of waste materials or rubbish caused by the work at all times. At the completion of the work, he/she shall remove any remaining waste materials and rubbish from and about the project as well as all tools, construction equipment, machinery and surplus materials. If the Contractor fails to clean up at the completion of the work, the Owner may do so and the cost thereof shall be charged to the Contractor. The Contractor shall leave the work in condition for occupancy by the Owner such that no cleaning or other operations are required. Material cleared from the site and deposited on adjacent property will not be considered as having been disposed of satisfactorily.

10.13 Utilities, Structures and Signs shall be provided as follows:

**A. Temporary Structures**

The Contractor shall provide all necessary storage sheds, shanties, and other similar structures for his/her own use. All temporary structures shall be placed as directed by the Engineer and shall be built in a sound waterproof manner and shall remain on the premises until their removal is directed by the Engineer.

**B. Water**

The Contractor shall consult with the Engineer in regard to water supply. A source and manner for obtaining water shall be approved by the Engineer before any water is secured. Any expenses of securing water shall be borne by the Contractor.

**C. Electricity**

The Contractor shall consult with the Engineer in regard to electrical service. Any expenses of securing construction electrical service from the source of supply shall be borne by the Contractor. The source of supply shall be approved by the Engineer. If the Contractor constructs any temporary structures and/or field office(s) which require the installation of electrical service, the Contractor shall pay for electrical energy used in such facility at the rates of the utility company furnishing power.

**D. Signs**

Directional signs may be erected on the Owner's property subject to the approval of the Engineer with respect to size, type, and location of such directional signs. Such signs may bear the name of the Contractor and a directional symbol.

A project bulletin board shall be erected and maintained by the Contractor which is waterproof and of sufficient size to post bulletins,

wage and labor requirements, DBE requirements and other related information. The size, style and location of this bulletin board must be approved by the Engineer prior to its installation.

No other signs will be permitted except by permission of the Engineer.

**E. Use of Terminal Buildings and Facilities**

Use of the terminal buildings and facilities located in and around said terminal area by employees of the Contractor and his/her subcontractors and material and equipment suppliers shall be prohibited, except upon written permission from the Engineer.

10.14 The Contractor shall comply with all legal load restrictions in the hauling of materials on public roads beyond the limits of the work. A special permit will not relieve the Contractor of liability for damage which may result from the moving of material or equipment.

The operation of equipment of such weight or so loaded as to cause damage to structures or to any other type of construction will not be permitted. Hauling of materials over the base course or surface course under constriction shall be limited as directed by the Engineer. No loads will be permitted on a concrete pavement, base, or structure before the expiration of the curing period. The Contractor shall be responsible for all damage done by his hauling equipment and shall correct such damage at his own expense.

**11. OWNER**

11.1 The Owner will issue all communications to the Contractor through the Engineer.

11.2 In case of termination of the employment of the Engineer, the Owner will appoint an Engineer who will have and assume all rights and duties held by the original Engineer named herein.

11.3 The Owner shall have the right to take possession of and use any portion of the work notwithstanding the fact that the time for completion of such portion of the work may not have expired but such taking possession and use shall not be deemed an acceptance of any work not completed in accordance with the Contract Documents. Should the Owner take possession of and use any portion of the work for which the time for completion has not yet expired and should the Contractor believe that such prior use increases the cost or delays in the work, he/she may make a claim for an increase in the contract price and/or for an extension of time as provided the General Provisions.

11.4 A waiver on the part of the Owner of any breach of any part of the Contract shall not be held to be a waiver of any other or subsequent breach.

## **RIGHT-OF-WAY AND SUSPENSION WORK**

The Owner will furnish all land and rights-of-way necessary for the carrying out of this contract and the completion of the work herein contemplated and will use due diligence in acquiring said land and rights-of-way as speedily as possible. But it is possible that all lands and rights-of-way may not be obtained as herein contemplated before construction begins, in which event the Contractor shall begin his work upon such land and rights-of-way as the Owner may have previously acquired and no claim for damages whatsoever will be allowed by reason of the delay in obtaining the remaining lands rights-of-way. Should the Owner be prevented or enjoined from proceeding with the work, or from authorizing its prosecution, either before or after the commencement, by reason of any litigation or by reason of its inability to procure any lands or rights-of-way for the said work, the Contractor will not be entitled to make or assert any claim for the damage by reason of said delay, or to withdraw from the contract except by consent of the Owner, but time for completion of the work will be extended to such time as the Owner determines will compensate for the time lost by such delay, such determination to be set forth in writing.

## **OWNER'S OPTION**

In all cases where the choice of more than one make or style of material is specified, the final selection of material rests with the Owner. Where any difference occurs, in price, such difference is to be given at the time the bids are submitted. After the contracts have been signed, the Owner reserves the right to choose whichever material he desires assuming that the price is not increased thereby, and where the specifications call for the stipulated item or other equal thereto and approved, or other words to that effect, it is to be taken the same as if the choice of more than one material was specified and the selection will rest with the Owner the same as above.

## **WORK NOT SHOWN ON PLANS**

In the carrying out of this work as contemplated by the plans and specifications, there may arise certain items of work for which definite plans have not yet been decided upon. All such work, when authorized, shall be paid for as provided in "CHANGES IN WORK".

## **REMOVAL OF MATERIALS AND CORRECTION OF WORK**

All materials of unsound or otherwise unfit character and all workmanship not in accordance with the terms of the contract will be condemned by the Engineer.

The Contractor shall promptly remove from the premises all condemned materials whether incorporated in the work or not, and the Contractor shall promptly replace and re-execute the work to the satisfaction of the Engineer, and without expense to the

Owner, and shall bear the expense of making good all work of other contractors which is destroyed or damaged by such removal and replacement.

If the Contractor does not remove such condemned work and within a reasonable time, fixed by written notice, the Owner may remove them and may store the materials at the expense of the Contractor. If the Contractor does not pay to the Owner the expense of such removal within ten (10) days time thereafter, the Owner may, upon ten (10) days written notice, sell such materials at auction or private sale and shall account for the net proceeds thereof, after deduction of all costs and expenses that rightfully should have been borne by the Contractor.

## **EXTRAS**

Without invalidating the contract, the Owner may order extra work or make changes by altering, adding to or deducting from the work, the contract sum being adjusted accordingly, and the consent of the Surety being first obtained where necessary or desirable. All the work of the kind bid upon shall be paid for at the price stipulated in the proposal, and no claims for any extra work or materials shall be allowed unless the work is ordered in writing by the Owner or its Engineer acting officially for the Owner, and the price is stated in such order.

## **ALTERATIONS, CHANGES, ETC.**

All changes, alterations, or instructions in regard to any features of the work that differs from the plans and specifications **MUST** be in writing in all cases, and no verbal orders will be regarded as a basis for claims for extras.

All claims for extra work must be made in writing within five (5) days after the instructions are issued; otherwise, it will be assumed that the instructions or charges incur no additional cost.

No extra work is to be performed or any changes made that involve any extra cost until the Engineers have authorized the Contractor to proceed, in writing, except in emergency endangering life or property when the procedure shall be set forth under "CHANGES IN WORK".

## **CLAIMS FOR EXTRA COST**

No claim for extra work or cost shall be allowed unless the same was done in pursuance of a written order of the Engineer, as aforesaid, and the claim is presented with the first estimate after the changed or extra work is done. When work is performed under the terms of section "Changes in Work – (c)" of these General Conditions, the Contractor shall furnish satisfactory bills, payrolls and vouchers covering all items of cost and, when requested by the Owner, give the Owner access to accounts relating thereto.

## **12. TESTING AND SURVEYING**

12.1 Field surveys shall be made by the Engineer (1) to determine compliance of construction with the Plans and Specifications and (2) for quantity measurements. The Owner will incur the costs of routine compliance and measurement surveys performed during the ordinary course of construction. However, the Contractor shall pay all costs of required and necessary surveys to support his construction and for any additional field surveys required due to inconsistent or inaccurate construction techniques, or performance of unacceptable or unauthorized work, or any other reason determined by the Engineer to be principally the cause of the Contractor. Said additional surveys are not considered to be routine. Work found to be unacceptable or unauthorized shall not be paid for and, if directed by the Engineer, shall be removed at the Contractor's expense. All surveys shall be performed by a licensed surveyor.

### **INSPECTION AND TESTING OF MATERIALS**

- (a) All materials and equipment used in the construction of the project shall be subject to adequate inspection and testing in accordance with accepted standards. The laboratory or inspection agency shall be determined by the Owner. All retesting required due to unsuitable material submitted by Contractor shall be paid for by the Contractor.
- (b) Materials of construction, particularly those upon which the strength and durability of the structure may depend, shall be subject to inspection and testing to establish conformance with specifications and suitability for uses intended.

### **MATERIALS, SERVICES AND FACILITIES**

- (a) It is understood that, except as otherwise specifically stated in the Contract Documents, the Contractor shall provide any pay for all materials, labor, tools, equipment, water, light, power, transportation, superintendence, temporary construction of every nature, and all other services and facilities of every nature whatsoever necessary to execute, complete, and deliver the work within the specified time.
- (b) Any work necessary to be performed after regular working hours, on Sundays or Legal Holidays shall be performed without additional expense to the Owner.

### **SAMPLES**

The CONTRACTOR shall furnish to the Engineer, for approval, complete samples of all of the materials which he proposes to use, where samples are called for in the specifications or required by the Engineers.



All samples submitted must be clearly labeled as to the name of the Contractor, name of the manufacturer, quality of material and the name of the job.

After samples have been approved, they will be sent to the job to be compared with the materials as they arrive on the job. All materials shall be in strict accordance with the approved samples.

### 13. CHANGE OF THE CONTRACT PRICE

13.1 The Contract Price constitutes the total compensation payable to the Contractor for performing the work subject to additions and deductions as provided in the Contract Documents. All duties, responsibilities and obligations assigned to or undertaken by the Contractor shall be at his expense without change in the Contract Price. Except as otherwise specified, the Contract Price may only be changed by a Change Order.

13.2 The Contractor shall not act on instructions received by him from persons other than the Engineer, and any claims for extra compensation on account of such instructions will not be honored.

13.3 In determining the amount of Contract Price adjustment, the parties shall apply the following methods, as appropriate:

(A) **Emergency Work:** In the event of emergency endangering life or property, the Contractor may be directed by the Engineer to proceed on a time and material basis whereupon the Contractor shall so proceed and keep accurately in such form as may be required, a correct account of costs together with all proper invoices, payrolls, and supporting data therefore.

(B) **Claims for Increase:** Where the Engineer and Owner, upon receipt of a proper claim for increase in Contract Price, determine that an increase is warranted and where none of the above methods of Contract Price adjustment are applicable, the amount of increase shall be determined by negotiation between the contracting parties.

### ACTION TIME ON CONTRACTOR PAY REQUESTS

This paragraph is intended to supersede all provisions of the Georgia Prompt Pay Act (House Bill 837). The Owner intends to make timely payments to the Contractor, following receipt of applications. Consideration shall be given to the Owner's requirements for processing the Contractor's payment application. For projects funded with Federal or State funds, payment may be delayed for thirty calendar days, contingent upon reimbursement of the applicable funds to the Owner from the Government Agency funding the project. Delays in payments in excess of thirty days, caused by delay in Government reimbursement to Owner, will not be subject to payment of interest.

#### **14. CORRECTION OF WORK BEFORE FINAL PAYMENT**

Any work, materials, fabricated items, or other parts of the work which have been found by the Engineer to be faulty or not in accordance with the Contract Documents shall be condemned and shall be removed from the work site by the Contractor, and immediately replaced by new work in accordance with the contract at no additional cost to the Owner. Work or property of the Owner or others damaged or destroyed by virtue of such condemned work shall be made good at the expense of the Contractor.

Correction of condemned work described above shall be commenced by the Contractor immediately after notice from the Engineer and shall be pursued to completion.

Final payment will not be made until certification by the Engineer.

Should the Contractor fail to proceed reasonably with the above-mentioned corrections, then the Owner may, after twenty-four (24) hours following notice to the Contractor from the Engineer, proceed with correction, paying the cost of same from amounts due or to become due to the Contractor. Condemned work so removed shall be the property of the Contractor, and shall be removed from the site of the work by him/her within five (5) days after notice to remove it, or thereafter may be disposed of by the Owner without compensation to the Contractor, and the cost of such disposal shall be deducted from amounts due or to become due to the Contractor.

Should the cost of correction of the work and, if applicable, disposal of the condemned work by Owner exceed amounts due or to become due the Contractor, then the Contractor and his/her surety shall be liable for and shall pay to the Owner the amount of said excess.

#### **15. CORRECTION OF WORK AFTER FINAL PAYMENT**

Neither the final certificate, final payment, occupation of the premises by the Owner, nor any provision of the Contract, nor any other act or instrument of the Owner or the Engineer shall relieve the Contractor from responsibility for negligence, or faulty material or workmanship, or failure to comply with the Drawings and Specifications. He/she shall correct or make good any defects due thereto and repair any damage resulting there from which may appear during a period of twelve (12) months following final acceptance of the work except as stated otherwise under the provisions of the Contract Documents. The Owner will report any defects as they may appear to the Engineer, who will give instructions for a time limit for completion of corrections to the Contractor, which instructions shall be binding upon the Contractor. The Engineer will be the judge as to the responsibility for correction of defects.

#### **LIENS**

Neither the final payment or any part of the retained percentage shall become due until the Contractor shall deliver to the Owner a complete release of all liens arising out of

this contract, or receipts in full in lieu thereof, and, if required in either case, an affidavit that insofar as he has knowledge or information, the releases and receipts include all the materials and labor for which a lien might be filed, but the Contractor may, if any subcontractor refuses to furnish a release of claims or receipts in full, furnish a bond satisfactory to the Owner to indemnify him against any lien. If any lien should remain unsatisfied after all payments are made, then the Contractor shall refund to the Owner all monies that the latter may be compelled to pay in discharging such lien, including all costs and reasonable Attorney's fee

## **MAINTENANCE**

The Contractor will be required to maintain all work done by him in a first class condition for sixty (60) days after the same has been completed as a whole and the Engineers have notified the Contractor in writing that the work has been finished to their satisfaction. The retained percentage will not be due or payable to the contractor until the sixty (60) day maintenance period has expired.

Any damage to the site or surroundings, including paving, shoulders, culverts, drainage structures, grass, etc., shall be repaired by the Contractor and all parts of the site shall be left in as good repair as before the work started.

## **CONTRACTOR'S OBLIGATION**

The Contractor shall and will, in good workmanlike manner, do and perform all work and furnish all supplies and materials, machinery, equipment facilities and means, except as herein otherwise expressly specified, necessary or proper and complete all the work required by this contract, within the time herein specified, in accordance with the provisions of this contract and said specification and in accordance with the plans and drawings of the work covered by this contract and any and all supplemental plans and drawings in accordance with the directions of the Engineer as given from time to time during the progress of the work. He shall furnish, erect, maintain and remove such construction plant and temporary works as may be required. He alone shall be responsible for the safety, efficiency and adequacy of his plant, appliances and methods and for any damage which may result from their failure of their improper construction, maintenance or operation. The Contractor shall observe, comply with and be subject to all terms, conditions, requirements and limitations of the contract and specifications and shall do, carry on and complete the entire work to the satisfaction of the Engineer and the Owner.

## **16. OWNER'S RIGHT TO DO WORK**

If, during the progress of the work or during the period of guarantee, the Contractor fails to prosecute the work properly or to perform any provision of the contract, the Owner, after written notice to the Contractor from the Engineer or Owner, may perform or have

performed that portion of the work and may deduct the cost thereof from any amounts due or to become due the Contractor.

Should the cost of such action of the Owner exceed the amount due or to become due the Contractor, then the Contractor and his/her surety shall be liable for and shall pay to the Owner the amount of said excess.

## **17. CONTRACTOR, SUBCONTRACTOR & SUPPLIER AFFIDAVIT**

The final payment of retained amounts due the Contractor on account of the contract shall not become due until the Contractor has furnished to the Owner through the Engineer (A) an affidavit by the Contractor signed, sworn, and notarized to the effect that all payments for materials, services, or for any other reason in connection with his/her contract have been satisfied and that no claims or liens exist against the Contractor in connection with his/her contract; and (B) affidavits from each subcontractor and supplier signed, sworn and notarized to the effect that (i) each such subcontractor or supplier has been paid in full by the Contractor for all work performed and/or materials supplied by him/her in connection with the project, and (ii) that all payments for materials, services, and for any other reason in connection with his/her subcontract or supply contract have been satisfied and that no claims or liens exist against the subcontractor or supplier in connection therewith. In the event that the Contractor cannot obtain similar affidavits from subcontractors or supplier to protect the Contractor and the Owner from possible liens or claims against the subcontractors or suppliers, the Contractor shall state in his/her affidavit that no claims or liens exist against any subcontractor or supplier to the best of the Contractor's knowledge, and that if any appear afterwards, the Contractor shall save the Owner harmless on account thereof.

## **REPORTS, RECORDS AND DATA**

The Contractor shall submit to the Owner such schedules of quantities and costs, progress schedules, payrolls, reports, estimates, records and other data as the Owner may request concerning work performed or to be performed under this contract.

## **18. DISPUTE RESOLUTION**

In the event of any dispute, claim, question or disagreement arising out of or relating to this Agreement or breach thereof, the parties hereto shall use their best effort to settle such matter by mutual agreement. To this effect, responsible, authorized representatives of the parties shall meet, consult, and negotiate with each other in good faith, and, recognizing their mutual interests, attempt to reach a joint and equitable solution satisfactory to both parties. If they do not reach such solution within a period of thirty (30) days after the first notice by either party to the other of the existence of the dispute, and upon the notice of either party to the other, the dispute shall be resolved by proceeding with the dispute resolution procedures set forth herein below.

If the parties fail to agree on the resolution of any dispute through the negotiation process above, the parties shall proceed in good faith to attempt to settle the dispute through mediation under the Construction Industry Mediation Rules of the American Arbitration Association ("AAA"), subject to and in accordance with its rules governing the mediation of such disputes. Any party who chooses to first refer the dispute to mediation may, in its notice to the other, elect to refer the matter to either the AAA or to the CIDRS for mediation. Mediation is a precondition to further dispute resolution by the parties, and the dispute resolution procedure set forth herein below shall only be available following a declaration of impasse by the mediator or by the mutual agreement of the parties.

If impasse is declared in any mediated dispute, the matter shall be submitted to arbitration with the AAA or Construction Industry Rules of the CIDRS. Notice of intent to seek arbitration of any unresolved dispute shall be given by the claiming party within ten (10) days of the declaration of impasse. The responding party shall select either AAA or CIDRS within seven (7) days of the receipt of the notice of intent to arbitrate.

The following additional rules and procedures shall apply to all disputes arising under this Agreement and shall be in addition to or, in the case of any conflict with, shall be in lieu of the applicable rules of the AAA:

- (1) The parties acknowledge that this Agreement may evidence a transaction involving interstate commerce. Nonetheless, in rendering the award, the arbitrator(s) shall determine the rights and obligations of the parties according to substantive and procedural laws of the State of Georgia.
- (2) All negotiations and mediation sessions and all arbitration hearings shall take place in the offices of the Owner in Calhoun, Georgia, or such other place as the parties may agree upon.
- (3) In the arbitration of any dispute less than \$100,000, the sole arbitrator shall be a retired Georgia or Federal Judge residing in the State of Georgia. In disputes of \$100,000 or more, an arbitration panel of three (3) experienced construction industry professionals shall be appointed and shall include (a) one architect or engineer, (b) one construction attorney or retired State or Federal Judge residing in the State of Georgia, and (c) either one construction industry executive or a senior staff representative of a public or private owner of a facility of the kind described in this Agreement.
- (4) The owner, the contractor, all subcontractors, material suppliers, engineers, designers, architects, and their respective bonding companies and insurers and all other parties concerned with the construction of the improvements described in this Agreement are bound by this Dispute Resolution Clause to the greatest extent permitted by law, and all such parties consent and agree to the consolidation of all

phases of the dispute resolution process hereunder with the dispute resolution proceedings pending among other parties whenever such proceeding arises out of the same transaction or are related to the same subject matter. The motion to consolidate may be made by any interested party and will be by an order of the arbitrator(s) petitioned, or if such arbitrator(s) fail to make such order, parties may apply to the Superior Court with jurisdiction in Jackson County, Georgia, for such order.

(5) At any time in the dispute resolution proceeding, the parties may agree to a high/low limitation which shall be binding upon all further proceedings.

(6) Discovery procedures may not be undertaken during negotiations or mediation phases. However, the parties shall proceed in good faith to make disclosures to the other party of all facts, documents, records and other evidence upon which each party bases its claim or defense.

(7) Prior to any arbitration hearing, limited discovery shall be permitted for the purpose of obtaining production of documents and taking depositions. All discovery shall be governed by the Rules of Civil Procedure imposed by the State of Georgia. All issues regarding conformation with discovery requests shall be decided by the arbitrator(s). Request for discovery shall be initiated within thirty (30) days after the notice of intent to arbitrate is given and shall be fully responded to within thirty (30) days after receipt. All discovery, including depositions, shall be completed within seventy-five (75) days of the notice of intent to arbitrate or the arbitrator(s) or either party shall extend or reduce the time for discovery.

(8) Upon request of either party made prior to the initial hearing the arbitrators' award shall be in writing and shall include findings of fact and conclusions of law which support the award.

(9) Either party may appeal the arbitration award to appellate arbitration by filing with the AAA, within twenty (20) days after transmittal of the award, a written brief; not to exceed twenty (20) pages, stating the reason why the arbitrator(s)' decision should be reversed or modified. The opposing party shall have twenty (20) days to file a responsive brief; not to exceed twenty (20) pages. An appellate arbitrator shall be appointed by the AAA and shall be a retired Georgia Superior Court or Appellate Judge. Either party may request oral argument which must be concluded within fourteen (14) days following submission of the final brief. No additional evidentiary material may be introduced in the appellate arbitration. The appellate arbitrator shall render a written decision affirming, reversing modifying or remanding the arbitrator(s)' decision within twenty (20) days after receiving the final appellate submission. The appellate arbitrator may base its decision only one of the following grounds:

- (a) Any ground specified in 9 U.S.C. Sections 10 or 11;
- (b) A material error of applicable law by the arbitrator;
- (c) A determination that the award was partially or wholly arbitrary or capricious.

The appellate arbitrator may render a final decision on appeal or may remand the matter for further proceeding by the arbitrator(s).

(10) All fees and expenses of the mediation and of the arbitration procedures shall be borne by the parties equally. However, each party shall bear the expense of its own counsel, experts, witnesses, and preparation and presentation of proofs. Only in the case of extreme abuse of the procedure may the arbitrator(s) reallocate such costs and expenses among the parties.

(11) The dispute resolution procedures set forth hereinabove shall be the exclusive remedies available to the parties to the Agreement to settle or resolve any and all disputes arising thereunder and any settlement or arbitral award may be enforced by an action in the Superior Court with jurisdiction in Jackson County, Georgia.

## 19. TAXES

20.1 The Contractor shall include in the bids and pay all taxes (including sales taxes/or use) assessed by any authority on the work or the labor and materials used therein. The Contractor understands and agrees that the Contractor is responsible for payment of any such taxes owned, and further agrees that in the case of the joint liability of the Contractor and the Owner for any such tax, the Contractor is responsible for paying the tax. The Contractor agrees to indemnify and hold harmless the Owner against and in respect of any such tax liabilities. In the event the Contractor fails to pay any such tax when due and the Owner is required to pay such tax, the Contractor agrees to reimburse Owner for same and further agrees that the Owner shall have the right to set off the amount of such tax against any sum owed the Contractor. It is understood by the parties that the above section of this contract shall apply to and be fully enforceable against the Contractor, regardless of whether it is "engaged in business" in Georgia, is an out-of-state Contractor, or is legally domesticated and qualified to do business in this state.

## 20. SEVERABILITY

If any provision of the Contract shall be declared invalid or unenforceable, the remainder of the Contract shall continue in full force and effect.

## 21. MISCELLANEOUS CONTRACT PROVISIONS

A. **Airport Improvements Program Project.** Items of work in this contract are included in the Airport Improvement Program which is being undertaken and accomplished by Jackson County in accordance with the terms and conditions of a grant agreement between the Jackson County and the United States, under the Airport and Airway Improvement Act of 1982 and Part 152 of the Federal Aviation Regulations (14 CFR Part 152.), pursuant to which the United States has agreed to pay a percentage of the costs of the project that are determined to be allowable project costs under that Act. The United States is not a party to this contract and no reference in this contract to the FAA or any representative thereof or to any rights granted to the FAA or any representative thereof, or the United States, by the Contract, makes the United States a party to this contract.

B. **Consent to Assignment.** The Contractor shall obtain the prior written consent of the Owner to any proposed assignment of any interest in or part of this contract.

C. **FAA Inspection and Review.** The Contractor shall allow any authorized representative of the FAA to inspect and review any work or materials used in the performance of this contract.

E. **Subcontracts.** The Contractor shall insert in each of his/her subcontracts the provisions contained in Paragraphs A and C of this section and also a clause requiring the subcontractors to include these provisions in any lower tier subcontracts which they may enter into, together with a clause requiring this insertion in any further subcontracts that may in turn be made.

## 22. DUTIES, RESPONSIBILITIES AND LIMITATIONS OF AUTHORITY OF RESIDENT PROJECT REPRESENTATIVE

### A. GENERAL

The Resident Project Representative shall be the representative of the Engineer and shall act under the direction of the Engineer. The Engineer and the Engineer's Resident Project Representative (hereafter referred to as "RPR") shall have authority to act on behalf of the Owner only to the extent provided in the contractual agreements to which the Engineer is a party. The Resident Project Representative shall confer with the Engineer regarding their required actions at intervals and on occasions appropriate to the progress of construction. The RPR interaction and communications in matters pertaining to the on-site work in general shall be only with the Engineer and the Contractor. The RPR shall communicate with subcontractors only through, or with the full knowledge and authorization of, the Contractor or his superintendent. The RPR shall generally communicate with the Owner only through or as directed by the Engineer.

### B. LIMITATIONS OF AUTHORITY



Except upon written instructions and directions of the Engineer, the Resident Project Representative shall not:

1. Authorize any deviation from the Contract Documents or approve any substitute materials or equipment.
2. Assume or undertake any of the responsibilities of the Contractor, subcontractors or the Contractor's superintendent.
3. Expedite the Work for the Contractor.
4. Advise on or issue directions relative to any aspect of the means, methods, techniques, sequences or procedures of construction unless such is specifically called for in the Contract Documents.
5. Advise on or issue directions as to safety precautions and programs in connection with the Work.
6. Authorize or suggest that the Owner occupy the Project in whole or in part.
7. Personally conduct or participate in specialized field or laboratory tests or inspections conducted by others or require special inspection or testing.
8. Assist the Contractor in maintaining an up-to-date copy of Record Drawings or prepare or certify to the preparation of Record Drawings.
9. Issue a Certificate of Payment or a Certificate of Completion of the Work.
10. Order the Contractor to stop the Work or any portion thereof.

### **23. PROJECT TIME AND LIQUIDATED DAMAGES**

The work as described by the contract documents and as shown on the plans shall be completed and ready to use by the Owner within the time shown below after the date of Notice to Proceed. The time schedule for completion of this project is critical and liquidated damages as prescribed in the Contract will be enforced.

Contract Time: 60 calendar days Calendar Days

Owner and Contractor recognize that time is of the essence and that the Owner will suffer financial loss if the work is not substantially complete in accordance with the time specified herein. They also recognize the delays, expense and difficulties involved in providing legal or arbitration proceeding the actual loss suffered by the Owner if the work is not completed on time. Accordingly, instead of requiring any such proof, the Owner and Contractor agree that as liquidated damages for delay (but not as a penalty) the Contractor shall pay the Owner the amounts stipulated herein.

The Contractor further understands and hereby expressly agrees that in addition to liquidated damages specified herein, to pay the Owner the actual costs to the Owner for any inspector or inspectors necessarily employed by the Owner on the work and the actual costs to the Owner for the Engineer's observation of the construction and project representative services including travel and subsistence expenses after the date specified for the project completion until work is completed and ready for final payment. Further, the Contractor agrees that the sums to be paid the Owner may be deducted from the sum due the Contractor for work performed as provided in Section 90 of the General Provisions.

### **Liquidated Damages Schedule**

For not substantially completing all construction within the Contract time specified:

\$500 per calendar day

The Contractor shall complete all punch list items determined by the Owner and the Engineer within 10 consecutive calendar days from the date of Final Inspection (unless otherwise agreed upon with the Owner and Engineer). Failure to do so will result in liquidated damages of \$500 per day beyond the 10-day period.

## **24. LIST OF DRAWINGS**

1. Cover
2. Project Layout and Construction Safety Plan
3. Safety and Phasing Notes and Details
4. Demolition Plan
5. Limits of Disturbance Tables
6. Erosion Control Plan Cover
7. NPDES Notes – Sheet 1
8. NPDES Notes – Sheet 2
9. NPDES Notes – Sheet 3
10. GAR100002 Checklist
11. BMP Location Plan Phase 1 – Clearing & Grubbing
12. BMP Location Plan Phase 2 – Temporary Grassing & Vegetation
13. BMP Location Plan Phase 3 – Permanent Vegetation & Stabilization
14. Erosion Control Details – Sheet 1
15. Erosion Control Details – Sheet 2
16. Erosion Control Details – Sheet 3
17. Grading & Drainage Plan
18. Storm Drainage Profiles - Sheet 1
19. Storm Drainage Profiles - Sheet 2
20. Storm Drainage Details – Sheet 1
21. Storm Drainage Details – Sheet 2

- 22. Paving, Marking, And Layout Plan
- 23. Paving Details
- 24. Marking & Crack Repair Details

# **DIVISION IV**

## **TECHNICAL SPECIFICATIONS**

**Intentionally Left Blank**

## ITEM C-102

### TEMPORARY AIR AND WATER POLLUTION, SOIL EROSION, AND SILTATION CONTROL

#### DESCRIPTION

**102-1.** This item shall consist of temporary control measures as shown on the plans or as ordered by the Resident Project Representative (RPR) during the life of a contract to control pollution of air and water, soil erosion, and siltation through the use of silt fences, berms, dikes, dams, sediment basins, fiber mats, gravel, mulches, grasses, slope drains, and other erosion control devices or methods.

Temporary erosion control shall be in accordance with the approved erosion control plan; the approved Construction Safety and Phasing Plan (CSPP) and AC 150/5370-2, *Operational Safety on Airports During Construction*. The temporary erosion control measures contained herein shall be coordinated with the permanent erosion control measures specified as part of this contract to the extent practical to assure economical, effective, and continuous erosion control throughout the construction period.

Temporary control may include work outside the construction limits such as borrow pit operations, equipment and material storage sites, waste areas, and temporary plant sites.

Temporary control measures shall be designed, installed and maintained to minimize the creation of wildlife attractants that have the potential to attract hazardous wildlife on or near public-use airports.

#### MATERIALS

**102-2.1 Grass.** Grass that will not compete with the grasses sown later for permanent cover per Item T-901 shall be a quick-growing species (such as ryegrass, Italian ryegrass, or cereal grasses) suitable to the area providing a temporary cover. Selected grass species shall not create a wildlife attractant. Use of bird attracting seed such as millet will not be allowed.

**102-2.2 Mulches.** Mulches may be hay, straw, fiber mats, netting, bark, wood chips, or other suitable material reasonably clean and free of noxious weeds and deleterious materials per Item T-908. Mulches shall not create a wildlife attractant.

**102-2.3 Fertilizer.** Fertilizer shall be a standard commercial grade and shall conform to all federal and state regulations and to the standards of the Association of Official Agricultural Chemists.

**102-2.4 Slope drains.** Slope drains may be constructed of pipe, fiber mats, rubble, concrete, asphalt, or other materials that will adequately control erosion.

**102-2.5 Silt fence.** Silt fence shall consist of polymeric filaments which are formed into a stable network such that filaments retain their relative positions. Synthetic filter fabric shall contain ultraviolet ray inhibitors and stabilizers to provide a minimum of six months of expected usable construction life. Silt fence shall meet the requirements of ASTM D6461.

**102-2.6 Other.** All other materials shall meet commercial grade standards and shall be approved by the RPR before being incorporated into the project.

## **CONSTRUCTION REQUIREMENTS**

**102-3.1 General.** In the event of conflict between these requirements and pollution control laws, rules, or regulations of other federal, state, or local agencies, the more restrictive laws, rules, or regulations shall apply.

The RPR shall be responsible for assuring compliance to the extent that construction practices, construction operations, and construction work are involved.

**102-3.2 Schedule.** Prior to the start of construction, the Contractor shall submit schedules in accordance with the approved Construction Safety and Phasing Plan (CSPP) and the plans for accomplishment of temporary and permanent erosion control work for clearing and grubbing; grading; construction; paving; and structures at watercourses. The Contractor shall also submit a proposed method of erosion and dust control on haul roads and borrow pits and a plan for disposal of waste materials. Work shall not be started until the erosion control schedules and methods of operation for the applicable construction have been accepted by the RPR.

**102-3.3 Construction details.** The Contractor will be required to incorporate all permanent erosion control features into the project at the earliest practicable time as outlined in the plans and approved CSPP. Except where future construction operations will damage slopes, the Contractor shall perform the permanent seeding and mulching and other specified slope protection work in stages, as soon as substantial areas of exposed slopes can be made available. Temporary erosion and pollution control measures will be used to correct conditions that develop during construction that were not foreseen during the design stage; that are needed prior to installation of permanent control features; or that are needed temporarily to control erosion that develops during normal construction practices, but are not associated with permanent control features on the project.

Where erosion may be a problem, schedule and perform clearing and grubbing operations so that grading operations and permanent erosion control features can follow immediately if project conditions permit. Temporary erosion control measures are required if permanent measures cannot immediately follow grading operations. The RPR shall limit the area of clearing and grubbing, excavation, borrow, and embankment operations in progress, commensurate with the Contractor's capability and progress in keeping the finish grading, mulching, seeding, and other such permanent control measures current with the accepted schedule. If seasonal limitations make such coordination unrealistic, temporary erosion control measures shall be taken immediately to the extent feasible and justified as directed by the RPR.

The Contractor shall provide immediate permanent or temporary pollution control measures to minimize contamination of adjacent streams or other watercourses, lakes, ponds, or other areas of water impoundment as directed by the RPR. If temporary erosion and pollution control measures are required due to the Contractor's negligence, carelessness, or failure to install permanent controls as a part of the work as scheduled or directed by the RPR, the work shall be performed by the Contractor and the cost shall be incidental to this item.

The RPR may increase or decrease the area of erodible earth material that can be exposed at any time based on an analysis of project conditions.

The erosion control features installed by the Contractor shall be maintained by the Contractor during the construction period.

Provide temporary structures whenever construction equipment must cross watercourses at frequent intervals. Pollutants such as fuels, lubricants, bitumen, raw sewage, wash water from concrete mixing operations, and other harmful materials shall not be discharged into any waterways, impoundments or into natural or manmade channels.

**102-3.4 Installation, maintenance and removal of silt fence.** Silt fences shall extend a minimum of 16" and a maximum of 34" above the ground surface. Posts shall be set no more than 10' on center. Filter fabric shall be cut from a continuous roll to the length required minimizing joints where possible. When joints are necessary, the fabric shall be spliced at a support post with a minimum 12" overlap and securely sealed. A trench shall be excavated approximately 4" deep by 4" wide on the upslope side of the silt fence. The trench shall be backfilled and the soil compacted over the silt fence fabric. The Contractor shall remove and dispose of silt that accumulates during construction and prior to establishment of permanent erosion control. The fence shall be maintained in good working condition until permanent erosion control is established. Silt fence shall be removed upon approval of the RPR.

### **METHOD OF MEASUREMENT**

**102-4.1** Temporary erosion and pollution control work required will be performed as scheduled or directed by the RPR. Completed and accepted work will be measured as follows:

a. Temporary construction exit, including installation, maintenance, and removal will be measured per each unit.

b. Temporary compost filter sock, including installation, maintenance, and removal will be measured by the linear foot.

c. Temporary storm drainage inlet protection, including installation, maintenance, and removal will be measured per each unit.

d. Temporary excavated inlet sediment trap storm drainage inlet protection, including installation, maintenance, and removal will be measured per each unit.

e. Temporary slotted board dam with stone retrofit, including installation, maintenance, and removal will be measured per each unit.

f. Permanent rip rap outlet protection, including installation and maintenance will be measured by the square yard of area.

g. Permanent slope stabilization matting blanket, including installation and maintenance will be measured by the square yard of area.

**102-4.2** Control work performed for protection of construction areas outside the construction limits, such as borrow and waste areas, haul roads, equipment and material storage sites, and temporary plant sites, will not be measured and paid for directly but shall be considered as a subsidiary obligation of the Contractor.

### **BASIS OF PAYMENT**

**102-5.1** Accepted quantities of temporary water pollution, soil erosion, and siltation control work ordered by the RPR and measured as provided in paragraph 102-4.1 will be paid for under:

- |                 |  |
|-----------------|--|
| Item C-102-5.1a | Temporary Construction Exit, including installation, maintenance and removal - per each                |
| Item C-102-5.1b | Temporary Compost Filter Sock, including installation, maintenance, and removal - per linear foot      |
| Item C-102-5.1c | Temporary Storm Drainage Inlet Protection, including installation, maintenance, and removal - per each |

C-102-3



- Item C-102-5.1d Temporary Excavated Inlet Sediment Trap Storm Drainage Inlet Protection, including installation, maintenance, and removal – per each
- Item C-102-5.1e Temporary Slotted Board Dam with Stone Retrofit, including installation, maintenance, and removal – per each
- Item C-102-5.1f Permanent Rip Rap Outlet Protection, including installation and maintenance – per square yard
- Item C-102-5.1g Permanent Slope Stabilization Matting Blanket, including installation and maintenance – per square yard

Where other directed work falls within the specifications for a work item that has a contract price, the units of work shall be measured and paid for at the contract unit price bid for the various items.

Temporary control features not covered by contract items that are ordered by the RPR will be paid for in accordance with Section 90, paragraph 90-05 *Payment for Extra Work*.

### **REFERENCES**

The publications listed below form a part of this specification to the extent referenced. The publications are referred to within the text by the basic designation only.

Advisory Circulars (AC)

AC 150/5200-33      *Hazardous Wildlife Attractants on or Near Airports*

AC 150/5370-2      *Operational Safety on Airports During Construction*

ASTM International (ASTM)

ASTM D6461      *Standard Specification for Silt Fence Materials*

United States Department of Agriculture (USDA)

FAA/USDA Wildlife Hazard Management at Airports, A Manual for Airport Personnel

**END OF ITEM C-102**

## ITEM C-105

### MOBILIZATION

**105-1 Description.** This item of work shall consist of, but is not limited to, work and operations necessary for the movement of personnel, equipment, material and supplies to and from the project site for work on the project except as provided in the contract as separate pay items.

**105-2 Mobilization limit.** Mobilization shall be limited to 10 percent of the total project cost as bid.

**105-3 Posted notices.** Prior to commencement of construction activities, the Contractor must post the following documents in a prominent and accessible place where they may be easily viewed by all employees of the prime Contractor and by all employees of subcontractors engaged by the prime Contractor: Equal Employment Opportunity (EEO) Poster “Equal Employment Opportunity is the Law” in accordance with the Office of Federal Contract Compliance Programs Executive Order 11246, as amended; Davis Bacon Wage Poster (WH 1321) - DOL “Notice to All Employees” Poster; and Applicable Davis-Bacon Wage Rate Determination. These notices must remain posted until final acceptance of the work by the Owner.

**105-4 Engineer/RPR field office.** An Engineer/RPR field office is not required.

### METHOD OF MEASUREMENT

**105-5 Basis of measurement and payment.** Based upon the contract lump sum price for “Mobilization” partial payments will be allowed as follows:

- a. With first pay request, 25%.
- b. When 25% or more of the original contract is earned, an additional 25%.
- c. When 50% or more of the original contract is earned, an additional 40%.
- d. After Final Inspection, Staging area clean-up and delivery of all Project Closeout materials as required by Section 90, paragraph 90-11, *Contractor Final Project Documentation*, the final 10%.

### BASIS OF PAYMENT

**105-6 Payment will be made under:**

Item C-105 Mobilization - per lump sum

### REFERENCES

The publications listed below form a part of this specification to the extent referenced. The publications are referred to within the text by the basic designation only.

Office of Federal Contract Compliance Programs (OFCCP)

Executive Order 11246, as amended

EEOC-P/E-1 – Equal Employment Opportunity is the Law Poster

C-105-1

United States Department of Labor, Wage and Hour Division (WHD)  
WH 1321 – Employee Rights under the Davis-Bacon Act Poster

**END OF ITEM C-105**

## ITEM P-101

### DEMOLITION PAVEMENTS, STRUCTURES, PIPE

#### DESCRIPTION

**101-1** This item shall consist of preparation of existing pavement surfaces for overlay, surface treatments, removal of existing pavement, and other miscellaneous items. The work shall be accomplished in accordance with these specifications and the applicable plans.

#### EQUIPMENT AND MATERIALS

**101-2** All equipment and materials shall be specified here and in the following paragraphs or approved by the Engineer. The equipment shall not cause damage to the pavement to remain in place.

#### CONSTRUCTION

##### **101-3.1 Removal of existing pavement.**

The Contractor's removal operation shall be controlled to not damage adjacent pavement structure, and base material, cables, utility ducts, pipelines, or drainage structures which are to remain under the pavement.

**a. Concrete pavement removal.** This work does not apply to this project.

**b. Asphalt pavement removal.** Asphalt pavement to be removed shall be cut to the full depth of the asphalt pavement around the perimeter of the area to be removed. The pavement shall be removed so the joint for each layer of pavement replacement is offset 1 foot from the joint in the preceding layer. This does not apply if the removed pavement is to be replaced with concrete or soil. The removed material shall be disposed of off the airport, unless otherwise specified

**c. Repair or removal of Base, Subbase, and/or Subgrade.** All failed material including surface, base course, subbase course, and subgrade shall be removed and repaired as shown on the plans or as directed by the Engineer. Materials and methods of construction shall comply with the applicable sections of these specifications. Any damage caused by Contractor's removal process shall be repaired at the Contractor's expense.

**101-3.2 Preparation of joints and cracks prior to overlay/surface treatment.** This work does not apply to this project.

**101-3.3 Removal of Foreign Substances/contaminates prior to remarking.** Removal of foreign substances/contaminates from existing pavement that will affect the bond of the new overlay or treatment shall consist of removal of rubber, fuel spills, oil, crack sealer, at least 90% of paint, and other foreign substances from the surface of the pavement. Areas that require removal are designated on the plans and as directed by the Engineer in the field during construction.

High-pressure water and sandblasting may be used. If chemicals are used, they shall comply with the state's environmental protection regulations. Removal methods used shall not cause major damage to the pavement, or to any structure or utility within or adjacent to the work area. Major damage is

defined as changing the properties of the pavement, removal of asphalt causing the aggregate to ravel, or removing pavement over 1/8 inch deep. If it is deemed by the RPR that damage to the existing pavement is caused by operational error, such as permitting the application method to dwell in one location for too long, the Contractor shall repair the damaged area without compensation and as directed by the Engineer.

Removal of foreign substances shall not proceed until approved by the Engineer. Water used for high-pressure water equipment shall be provided by the Contractor at the Contractor's expense. No material shall be deposited on the pavement shoulders. All wastes shall be disposed of in areas indicated in this specification or shown on the plans.

**101-3.4 Concrete spall or failed asphaltic concrete pavement repair.** This work does not apply to this project.

**101-3.5 Cold milling.** Milling shall be performed with a power-operated milling machine or grinder, capable of producing a uniform finished surface. The milling machine or grinder shall operate without tearing or gouging the underlying surface. The milling machine or grinder shall be equipped with grade and slope controls, and a positive means of dust control. All millings shall be removed and disposed off Airport property unless specified otherwise on the plans. If the Contractor mills or grinds deeper or wider than the plans specify, the Contractor shall replace the material removed with new material at the Contractor's Expense.

**a. Patching.** The milling machine shall be capable of cutting a vertical edge without chipping or spalling the edges of the remaining pavement and it shall have a positive method of controlling the depth of cut. The Engineer shall layout the area to be milled with a straightedge in increments of 1-foot widths. The area to be milled shall cover only the failed area. Any excessive area that is milled because the Contractor doesn't have the appropriate milling machine, or areas that are damaged because of his negligence, shall be repaired by the Contractor at the Contractor's Expense.

**b. Profiling, grade correction, or surface correction.** The milling machine shall have a minimum width of 7'-0" and it shall be equipped with electronic grade control devices that will cut the surface to the grade specified. The tolerances shall be maintained within +0 inch and -1/4 inch of the specified grade. The machine must cut vertical edges and have a positive method of dust control. The machine must have the ability to remove the millings or cuttings from the pavement and load them into a truck.

**c. Clean-up.** The Contractor shall sweep the milled surface daily and immediately after the milling until all residual materials are removed from the pavement surface. Prior to paving, the Contractor shall wet down the milled pavement and thoroughly sweep and/or blow the surface to remove loose residual material. Waste materials shall be collected and removed from the pavement surface and adjacent areas by sweeping or vacuuming. Waste materials shall be removed and disposed off Airport property unless specified otherwise on the plans.

**101-3.6. Preparation of asphalt pavement surfaces prior to surface treatment.** This work does not apply to this project.

**101-3.7 Maintenance.** The Contractor shall perform all maintenance work necessary to keep the pavement in a satisfactory condition until the full section is complete and accepted by the RPR. The surface shall be kept clean and free from foreign material. The pavement shall be properly drained at all times. If cleaning is necessary or if the pavement becomes disturbed, any work repairs necessary shall be performed at the Contractor's expense.

**101-3.8 Preparation of Joints in Rigid Pavement prior to resealing.** Prior to application of sealant material, clean and dry the joints of all scale, dirt, dust, old sealant, curing compound, moisture and other foreign matter. The Contractor shall demonstrate, in the presence of the RPR, that the method used cleans the joint and does not damage the joint.

**101-3.8.1 Removal of Existing Joint Sealant.** All existing joint sealants will be removed by plowing or use of hand tools. Any remaining sealant and or debris will be removed by use of wire brushes or other tools as necessary. Resaw joints removing no more than 1/16 inch from each joint face. Immediately after sawing, flush out joint with water and other tools as necessary to completely remove the slurry.

**101-3.8.2 Cleaning prior to sealing.** Immediately before sealing, joints shall be cleaned by removing any remaining laitance and other foreign material. Clean joints by sandblasting, or other method approved by the Engineer, on each joint face with nozzle held at an angle and not more than 3" from face. Following sandblasting, clean joints with air free of oil and water. Allow sufficient time to dry out joints prior to sealing. Joint surfaces will be surface-dry prior to installation of sealant.

**101-3.8.3 Joint sealant.** Joint material and installation will be in accordance with Item P-605 .

**101-3.9 Preparation of Cracks in Flexible Pavement prior to sealing.** Prior to application of sealant material, clean and dry the joints of all scale, dirt, dust, old sealant, curing compound, moisture and other foreign matter. The Contractor shall demonstrate, in the presence of the RPR, that the method used cleans the cracks and does not damage the pavement.

**101-3.9.1 Preparation of Crack.** Widen crack with router or random crack saw by removing a minimum of 1/16 inch (2 mm) from each side of crack. Immediately before sealing, cracks will be blown out with a hot air lance combined with oil and water-free compressed air.

**101-3.9.2 Removal of Existing Crack Sealant.** Existing sealants will be removed by routing or random crack saw. Following routing or sawing any remaining debris will be removed by use of a hot lance combined with oil and water-free compressed air.

**101-3.9.3 Crack Sealant.** Crack sealant material and installation will be in accordance with Item P-605 .

**101-3.9.4 Removal of Pipe and other Buried Structures.**

**a. Removal of Existing 15" CMP.** Remove the types of pipe as indicated on the plans. The pipe material shall be legally disposed of off-site in a timely manner following removal. Trenches shall be backfilled with material equal to or better in quality than adjacent embankment. Trenches under paved areas must be compacted to 98% of ASTM D1557

**b. Removal of Existing Drainage Structure.** Where indicated on the plans or as directed by the Engineer, inlets and/or manholes shall be removed and legally disposed of off-site in a timely fashion after removal. Excavations after removal shall be backfilled with material equal or better in quality than adjacent embankment. When under paved areas must be compacted to 98% of ASTM D1557 , when outside of paved areas must be compacted to 95% of ASTM D698.

## METHOD OF MEASUREMENT

**101-4.1 Bituminous pavement removal.** The unit of measurement for pavement removal shall be the number of square yards removed by the Contractor. Any pavement removed outside the limits of removal because the pavement was damaged by negligence on the part of the Contractor shall not be included in the measurement for payment. No direct measurement or payment shall be made for saw cutting. Saw cutting shall be incidental to pavement removal. Dowel bar installation shall be incidental to pavement removal.

**101-4.2 Joint and crack repair and seal.** The unit of measurement for joint and crack repair and seal shall be the linear foot of joint.

**101-4.3 Remove existing drainage structure.** The unit of measurement for the removal of existing drainage structures shall be per each unit removed and disposed of off airport property.

**101-4.4 Remove Existing 15" CMP.** The unit of measurement for removal of pipe and other buried structures will be made at the contract unit price for each linear foot of pipe removed and disposed of off airport property. This price shall be full compensation for all labor, equipment, tools, and incidentals necessary to complete this item in accordance with paragraph 101-3.9.4.

### **BASIS OF PAYMENT**

**101-5.1 Payment.** Payment shall be made at contract unit price for the unit of measurement as specified above. This price shall be full compensation for furnishing all materials and for all preparation, hauling, and placing of the material and for all labor, equipment, tools, and incidentals necessary to complete this item.

- Item P 101-5.1 Bituminous Pavement Removal - per square yard
- Item P 101-5.2 Remove Existing 15" CMP - per linear foot
- Item P 101-5.3 Remove Existing Drainage Structure - per each
- Item P-101-5.4 Joint and Crack Repair and Seal - per linear foot

### **MATERIAL REQUIREMENTS**

\*\*\*\*\*

### **REFERENCES**

The publications listed below form a part of this specification to the extent referenced. The publications are referred to within the text by the basic designation only.

Advisory Circulars (AC)

AC 150/5380-6 Guidelines and Procedures for Maintenance of Airport Pavements.

P-101-4

ASTM International (ASTM)

ASTM D6690

Standard Specification for Joint and Crack Sealants, Hot Applied, for  
Concrete and Asphalt Pavements

**END OF ITEM P-101**



**ITEM P-152**  
**EXCAVATION, SUBGRADE, AND EMBANKMENT**

**DESCRIPTION**

**152-1.1** This item covers excavation, disposal, placement, and compaction of all materials within the limits of the work required to construct safety areas, runways, taxiways, aprons, and intermediate areas as well as other areas for drainage, building construction, parking, or other purposes in accordance with these specifications and in conformity to the dimensions and typical sections shown on the plans.

The construction areas have been surveyed by the Owner to facilitate the determination of the quantities of excavation and embankment for this project. The Contractor shall have the option to accept the Owner's surveyed elevations, measurements, and quantities in the bid form, or provide surveyed elevations and measurements for determination of actual quantities to be accepted and approved by the Owner. Should the Contractor choose not to accept the Owner's surveyed elevations, measurements and quantities, he shall so notify the Engineer in writing prior to commencing earthwork activities. The Owner and Engineer shall agree on the licensed professional land surveyor (PLS) to be used and the survey parameters to include the spacing of cross sectional elevations and measurements. Surveyed cross sectional elevations and measurements of existing ground provided by the Contractor shall be performed prior to beginning of work under this contract, shall be monitored by the Engineer, shall be performed by personnel qualified to perform this type of work, and shall be at the Contractor's expense with no additional cost to the Owner. Likewise, surveyed cross sectional elevations and measurements of finished ground provided by the Contractor shall be performed immediately after satisfactory completion of work under this contract, shall be monitored by the Engineer, shall be performed by personnel qualified to perform this type of work, and shall be at the Contractor's expense with no additional cost to the Owner.

**152-1.2 Classification.** All material excavated shall be classified as defined below:

**a. Unclassified excavation.** Unclassified excavation shall consist of the excavation and disposal of all material, regardless of its nature which is not otherwise classified and paid for under one of the following items.

**152-1.3 Unsuitable excavation.** Unsuitable material shall be disposed of off airport property or in designated waste areas, if shown on the plans. Materials containing vegetable or organic matter, such as muck, peat, organic silt, or sod shall be considered unsuitable for use in embankment construction. Material suitable for topsoil may be used on the embankment slope when approved by the Engineer.

**CONSTRUCTION METHODS**

**152-2.1 General.** Before beginning excavation, grading, and embankment operations in any area, the area shall be cleared or cleared and grubbed in accordance with Item P-151.

The suitability of material to be placed in embankments shall be subject to approval by the Engineer. All unsuitable material shall be disposed of off of airport property. Waste areas, if approved by the Engineer and only if/where shown on the plans, shall be graded to allow positive drainage of the area and adjacent areas. The surface elevation of waste areas shall be specified on the plans or approved by the Engineer.

When the Contractor's excavating operations encounter artifacts of historical or archaeological significance, the operations shall be temporarily discontinued and the Engineer notified per Section 70, paragraph 70-20. At the direction of the Engineer, the Contractor shall excavate the site in such a manner as to preserve the artifacts encountered and allow for their removal. Such excavation will be paid for as extra work.

Areas outside the limits of the pavement areas where the top layer of soil has become compacted by hauling or other Contractor activities shall be scarified and disked to a depth of 4", to loosen and pulverize the soil. Stones or rock fragments larger than 4 inches in their greatest dimension will not be permitted in the top 6 inches of the subgrade.

There shall be no separate payment for work associated with returning areas impacted by the Contractor's staging or hauling operations. All work associated with restoring the haul route/staging areas to pre-construction conditions, including seed/mulch, shall be considered incidental to the project.

If it is necessary to interrupt existing surface drainage, sewers or under-drainage, conduits, utilities, or similar underground structures, the Contractor shall be responsible for and shall take all necessary precautions to preserve them or provide temporary services. When such facilities are encountered, the Contractor shall notify the Engineer, who shall arrange for their removal if necessary. The Contractor, at their own expense, shall satisfactorily repair or pay the cost of all damage to such facilities or structures that may result from any of the Contractor's operations during the period of the contract.

**a. Blasting.**

Blasting shall not be allowed.

**152-2.2 Excavation.** No excavation shall be started until the work has been staked out by the Contractor and the Engineer has obtained from the Contractor, the survey notes of the elevations and measurements of the ground surface. The Contractor and Engineer shall agree that the original ground lines shown on the original topographic mapping are accurate, or agree to any adjustments made to the original ground lines.

Digital terrain model (DTM) files of the existing surfaces, finished surfaces and other various surfaces were used to develop the design plans.

Volumetric quantities were calculated by comparing DTM files of the applicable design surfaces and generating Triangle Volume Reports. Electronic copies of DTM files and a paper copy of the original topographic map will be issued to the successful bidder.

Existing grades on the design cross sections or DTM's, where they do not match the locations of actual spot elevations shown on the topographic map, were developed by computer interpolation from those spot elevations. Prior to disturbing original grade, Contractor shall verify the accuracy of the existing ground surface by verifying spot elevations at the same locations where original field survey data was obtained as indicated on the topographic map. Contractor shall recognize that, due to the interpolation process, the actual ground surface at any particular location may differ somewhat from the interpolated surface shown on the design cross sections or obtained from the DTM's. Contractor's verification of original ground surface, however, shall be limited to verification of spot elevations as indicated herein, and no adjustments will be made to the original ground surface unless the Contractor demonstrates that spot elevations shown are incorrect. For this purpose, spot elevations which are within 0.1 foot of the stated elevations for ground surfaces, or within 0.04 foot for hard surfaces (pavements, buildings, foundations, structures, etc.) shall be considered "no change". Only deviations in excess of these will be considered for adjustment of the original ground surface. If Contractor's verification identifies discrepancies in the topographic map, Contractor shall notify the Engineer in writing at least two weeks before disturbance of existing grade to allow sufficient time to verify the submitted information and make adjustments to the design cross sections or DTM's.

Disturbance of existing grade in any area shall constitute acceptance by the Contractor of the accuracy of the original elevations shown on the topographic map for that area.

All areas to be excavated shall be stripped of vegetation and topsoil. Topsoil shall be stockpiled for future use in areas designated on the plans or by the Engineer. All suitable excavated material shall be used in the formation of embankment, subgrade, or other purposes as shown on the plans. All unsuitable material shall be disposed of off of Airport property.

The grade shall be maintained so that the surface is well drained at all times. When necessary, temporary drains and drainage ditches shall be installed to intercept or divert surface water that may affect the work.

When the volume of the excavation exceeds that required to construct the embankments to the grades as indicated on the plans, the excess shall be used to grade the areas of ultimate development or disposed as directed by the Engineer. When the volume of excavation is not sufficient for constructing the embankments to the grades indicated, the deficiency shall be obtained from borrow areas.

**a. Selective grading.** When selective grading is indicated on the plans, the more suitable material designated by the Engineer shall be used in constructing the embankment or in capping the pavement subgrade. If, at the time of excavation, it is not possible to place this material in its final location, it shall be stockpiled in approved areas so that it can be measured for payment. The more suitable material shall then be placed and compacted as specified. Selective grading shall be considered incidental to the work involved. The cost of stockpiling and placing the material shall be included in the various pay items of work involved.

**b. Undercutting.** Rock, shale, hardpan, loose rock, boulders, or other material unsatisfactory for safety areas, subgrades, roads, shoulders, or any areas intended for turf shall be excavated to a minimum depth of 12 inches below the subgrade or to the depth specified by the Engineer. Muck, peat, matted roots, or other yielding material, unsatisfactory for subgrade foundation, shall be removed to the depth specified. Unsuitable materials shall be disposed of off the airport. The cost is incidental to this item. This excavated material shall be paid for at the contract unit price per cubic yard for unsuitable excavation. The excavated area shall be backfilled with suitable material obtained from the grading operations or borrow areas and compacted to specified densities. The necessary backfill will constitute a part of the embankment. Where rock cuts are made, backfill with select material. Any pockets created in the rock surface shall be drained in accordance with the details shown on the plans.

**c. Over-break.** Over-break, including slides, is that portion of any material displaced or loosened beyond the finished work as planned or authorized by the Engineer. All over-break shall be graded or removed by the Contractor and disposed of as directed by the Engineer. The Engineer shall determine if the displacement of such material was unavoidable and their own decision shall be final. Payment will not be made for the removal and disposal of over-break that the Engineer determines as avoidable. Unavoidable over-break will be classified as “Unclassified Excavation”.

**d. Removal of utilities.** The removal of existing structures and utilities required to permit the orderly progress of work will be accomplished by someone other than the Contractor; for example, the utility unless shown otherwise on the plans. All existing foundations shall be excavated at least 2 feet below the top of subgrade or as indicated on the plans, and the material disposed of as directed by the Engineer. All foundations thus excavated shall be backfilled with suitable material and compacted as specified for embankment or as shown on the plans.

**152-2.3 Borrow excavation.** Borrow areas within the airport property are indicated on the plans. Borrow excavation shall be made only at these designated locations and within the horizontal and vertical limits as staked or as directed by the Engineer. All unsuitable material shall be disposed of by the Contractor off of airport property. All borrow pits shall be opened to expose the various strata of acceptable material to allow

obtaining a uniform product. Borrow areas shall be drained and left in a neat, presentable condition with all slopes dressed uniformly. Borrow areas shall not create a hazardous wildlife attractant.

When borrow sources are outside the boundaries of the airport property, it shall be the Contractor's responsibility to locate and obtain the borrow sources, subject to the approval of the Engineer. The Contractor shall notify the Engineer at least 15 days prior to beginning the excavation so necessary tests for suitability can be made. All unsuitable material shall be disposed of by the Contractor. Borrow areas shall be excavated to regular lines to permit accurate measurements.

**152-2.4 Drainage excavation.** Drainage excavation shall consist of excavating for drainage ditches such as intercepting, inlet, or outlet ditches; for temporary levee construction; or for any other type as designed or types as shown on the plans. The work shall be performed in sequence with the other construction. Intercepting ditches shall be constructed prior to starting adjacent excavation operations. All satisfactory material shall be placed in embankment fills; unsuitable material shall be placed in designated waste areas or as directed by the Engineer. All necessary work shall be performed true to final line, elevation, and cross-section. The Contractor shall maintain ditches constructed on the project to the required cross-section and shall keep them free of debris or obstructions until the project is accepted.

**152-2.5 Preparation of cut areas or areas where existing pavement has been removed.** In those areas on which a subbase or base course is to be placed, the top 12 inches of subgrade shall be compacted to not less than 98 % of maximum density for non-cohesive soils, and 90% of maximum density for cohesive soils as determined by ASTM D1557. As used in this specification, "non-cohesive" shall mean those soils having a plasticity index (PI) of less than 3 as determined by ASTM D4318.

**152-2.6 Preparation of embankment area.** In the areas of pavement and building construction where an embankment is to be constructed to a height of 4 feet or less, all sod and vegetative matter shall be removed from the surface upon which the embankment is to be placed. The cleared surface shall be broken up by plowing or scarifying to a minimum depth of 6" and shall then be compacted per paragraph 152-2.10. When the height of fill is greater than 4 feet, sod not required to be removed shall be thoroughly disked and recompacted to the density of the surrounding ground before construction of embankment.

Sloped surfaces steeper than one (1) vertical to four (4) horizontal shall be plowed, stepped, benched, or broken up so that the fill material will bond with the existing material. When the subgrade is part fill and part excavation or natural ground, the excavated or natural ground portion shall be scarified to a depth of 12" and compacted as specified for the adjacent fill.

No direct payment shall be made for the work performed under this section. The necessary clearing and grubbing and the quantity of excavation removed will be paid for under the respective items of work.

**152-2.7 Control Strip.** The first half-day of construction of subgrade and/or embankment shall be considered as a control strip for the Contractor to demonstrate, in the presence of the Engineer, that the materials, equipment, and construction processes meet the requirements of this specification. The sequence and manner of rolling necessary to obtain specified density requirements shall be determined. The maximum compacted thickness may be increased to a maximum of 8 inches upon the Contractor's demonstration that approved equipment and operations will uniformly compact the lift to the specified density. The Engineer must witness this demonstration and approve the lift thickness prior to full production.

Control strips that do not meet specification requirements shall be reworked, re-compacted, or removed and replaced at the Contractor's expense. Full operations shall not begin until the control strip has been accepted by the Engineer. The Contractor shall use the same equipment, materials, and construction methods for the

remainder of construction, unless adjustments made by the Contractor are approved in advance by the Engineer.

**152-2.8 Formation of embankments.** Unless specified otherwise on the plans, the material shall be constructed in lifts as established in the control strip, but not less than 6 inches nor more than 8 inches of compacted thickness.

When more than one lift is required to establish the layer thickness shown on the plans, the construction procedure described here shall apply to each lift. No lift shall be covered by subsequent lifts until tests verify that compaction requirements have been met. The Contractor shall rework, re-compact and retest any material placed which does not meet the specifications.

The lifts shall be placed, to produce a soil structure as shown on the typical cross-section or as directed by the Engineer. Materials such as brush, hedge, roots, stumps, grass and other organic matter, shall not be incorporated or buried in the embankment.

Earthwork operations shall be suspended at any time when satisfactory results cannot be obtained due to rain, freezing, or other unsatisfactory weather conditions in the field. Frozen material shall not be placed in the embankment nor shall embankment be placed upon frozen material. Material shall not be placed on surfaces that are muddy, frozen, or contain frost. The Contractor shall drag, blade, or slope the embankment to provide surface drainage at all times.

The material in each lift shall be within  $\pm 2\%$  of optimum moisture content before rolling to obtain the prescribed compaction. The material shall be moistened or aerated as necessary to achieve a uniform moisture content throughout the lift. Natural drying may be accelerated by blending in dry material or manipulation alone to increase the rate of evaporation.

The Contractor shall make the necessary corrections and adjustments in methods, materials or moisture content to achieve the specified embankment density.

The Engineer will take samples of excavated materials which will be used in embankment for testing and develop a Moisture-Density Relations of Soils Report (Proctor) in accordance with D 1557 . A new Proctor shall be developed for each soil type based on visual classification.

Quality assurance density tests will be taken by the Owner's representative for every 1,000 square yards of compacted embankment for each lift which is required to be compacted, with a minimum of one test per lift, or other appropriate frequencies as determined by the Engineer.

If the material has greater than 30% retained on the 3/4-inch sieve, follow AASHTO T-180 Annex Correction of maximum dry density and optimum moisture for oversized particles.

Rolling operations shall be continued until the embankment is compacted to not less than 98% of maximum density for non-cohesive soils, and 90% of maximum density for cohesive soils as determined by ASTM D1557. Under all areas to be paved, the embankments shall be compacted to a depth of 12 inches and to a density of not less than 98 percent of the maximum density as determined by ASTM D1557. As used in this specification, "non-cohesive" shall mean those soils having a plasticity index (PI) of less than 3 as determined by ASTM D4318.

On all areas outside of the pavement areas, no compaction will be required on the top 4 inches which shall be prepared for a seedbed in accordance with Item T-901 .

The in-place field density shall be determined in accordance with ASTM D1556 and / or ASTM 6938 using Procedure A, the direct transmission method, and ASTM D6938 shall be used to determine the moisture content of the material. The machine shall be calibrated in accordance with ASTM D6938. . The Contractor's laboratory shall perform all density tests in the Engineer's presence and provide the test

results upon completion to the Engineer for acceptance . If the specified density is not attained, the area represented by the test or as designated by the Engineer shall be reworked and/or re-compacted and additional random tests made. This procedure shall be followed until the specified density is reached.

Compaction areas shall be kept separate, and no lift shall be covered by another lift until the proper density is obtained.

During construction of the embankment, the Contractor shall route all construction equipment evenly over the entire width of the embankment as each lift is placed. Lift placement shall begin in the deepest portion of the embankment fill. As placement progresses, the lifts shall be constructed approximately parallel to the finished pavement grade line.

Unless specified otherwise on the plans, when rock and other embankment material are excavated at approximately the same time as the subgrade, the rock shall be incorporated into the outer portion of the embankment and the subgrade material shall be incorporated under the future paved areas. Stones or fragmentary rock larger than 4" in their greatest dimensions will not be allowed in the top 6 inches of the subgrade. Rockfill shall be brought up in lifts as specified or as directed by the Engineer and the finer material shall be used to fill the voids forming a dense, compact mass. Rock or boulders shall not be disposed of except at places and in the manner designated on the plans or by the Engineer.

For lifts located lower than 4 vertical feet below finish grade and when the excavated material consists predominantly of rock fragments of such size that the material cannot be placed in lifts of the prescribed thickness without crushing, pulverizing or further breaking down the pieces, such material may be placed in the embankment, as directed by the Engineer, in lifts not exceeding 2 feet in thickness. Each lift shall be leveled and smoothed with suitable equipment by distribution of spalls and finer fragments of rock. A lift of 2 feet in thickness shall not be constructed above an elevation 4'-0" below the finished subgrade. For lifts within the top 4 vertical feet of an embankment, or below a finished subgrade, the Contractor shall be responsible for crushing, pulverizing and further breaking down pieces, such that the material may be placed in the embankment as directed in lifts not exceeding 8 inches in thickness, except for the top 12 inches where particle size is limited to 4" in their greatest dimension.

There will be no separate measurement of payment for compacted embankment. All costs incidental to placing in lifts, compacting, disking, watering, mixing, sloping, and other operations necessary for construction of embankments will be included in the contract price for excavation, borrow, or other items.

**152-2.9 Proof rolling.** The purpose of proof rolling the subgrade is to identify any weak areas in the subgrade and not for compaction of the subgrade. Before start of embankment, and after compaction is completed, the subgrade area shall be proof rolled with a 20 ton Tandem axle Dual Wheel Dump Truck loaded to the legal limit with tires inflated to 150 psi in the presence of the Engineer. Apply a minimum of two coverages, or as specified by the Engineer, under pavement areas. A coverage is defined as the application of one tire print over the designated area. Soft areas of subgrade that deflect more than 1 inch or show permanent deformation greater than 1 inch shall be removed and replaced with suitable material or reworked to conform to the moisture content and compaction requirements in accordance with these specifications.

**152-2.10 Compaction requirements.** The subgrade under areas to be paved shall be compacted to a depth of 12 inches and to a density of not less than 98 percent of the maximum dry density as determined by ASTM D1557. The subgrade in areas outside the limits of the pavement areas shall be compacted to a depth of 12 inches and to a density of not less than 90 percent of the maximum density as determined by ASTM D698 .

The material to be compacted shall be within  $\pm 2\%$  of optimum moisture content before being rolled to obtain the prescribed compaction (except for expansive soils). When the material has greater than 30 percent retained on the  $\frac{3}{4}$  inch sieve, follow the methods in ASTM D698, ASTM D1557, or procedures in AASHTO T180 Annex for correction of maximum dry density and optimum moisture for oversized particles. Tests for moisture content and compaction will be taken at a minimum of 1,000 S.Y. of subgrade. Contractor shall be responsible for their own Quality Control testing. All quality assurance acceptance testing shall be done by the Owner's representative and coordinated through the Engineer.

The in-place field density shall be determined in accordance with ASTM D1556 or ASTM D6938 using Procedure A, the direct transmission method, and ASTM D6938 shall be used to determine the moisture content of the material. The machine shall be calibrated in accordance with ASTM D6938 within 12 months prior to its use on this contract. The gage shall be field standardized daily.

The finished grading operations, conforming to the typical cross-section, shall be completed and maintained at least 1,000' ahead of the paving operations, or as directed by the Engineer.

Maximum density refers to maximum dry density at optimum moisture content unless otherwise specified.

If the specified density is not attained, the entire lot shall be reworked and/or re-compacted and additional random tests made. This procedure shall be followed until the specified density is reached.

All loose or protruding rocks on the back slopes of cuts shall be pried loose or otherwise removed to the slope finished grade line. All cut-and-fill slopes shall be uniformly dressed to the slope, cross-section, and alignment shown on the plans or as directed by the Engineer and the finished subgrade shall be maintained.

**152-2.11 Finishing and protection of subgrade.** Finishing and protection of the subgrade is incidental to this item. Grading and compacting of the subgrade shall be performed so that it will drain readily. After the subgrade is substantially complete, the Contractor shall remove any soft or other unstable material over the full width of the subgrade that will not compact properly. All low areas, holes or depressions in the subgrade shall be brought to grade with suitable select material. Scarifying, blading, rolling and other methods shall be performed to provide a thoroughly compacted subgrade shaped to the lines and grades shown on the plans. All ruts or rough places that develop in the completed subgrade shall be graded, re-compacted, and retested. The Contractor shall protect the subgrade from damage and limit hauling over the finished subgrade to only traffic essential for construction purposes.

The Contractor shall maintain the completed course in satisfactory condition throughout placement of subsequent layers. No subbase, base, or surface course shall be placed on the subgrade until the subgrade has been accepted by the Engineer.

**152-2.12 Haul.** All hauling will be considered a necessary and incidental part of the work. The Contractor shall include the cost in the contract unit price for the pay of items of work involved. No payment will be made separately or directly for hauling on any part of the work.

The Contractor's equipment shall not cause damage to any excavated surface, compacted lift or to the subgrade as a result of hauling operations. Any damage caused as a result of the Contractor's hauling operations shall be repaired at the Contractor's expense.

The Contractor shall be responsible for providing, maintaining and removing any haul roads or routes within or outside of the work area, and shall return the affected areas to their former condition, unless otherwise authorized in writing by the Owner. No separate payment will be made for any work or materials associated with providing, maintaining and removing haul roads or routes.

**152-2.13 Surface Tolerances.** In those areas on which a subbase or base course is to be placed, the surface shall be tested for smoothness and accuracy of grade and crown. Any portion lacking the required smoothness or failing in accuracy of grade or crown shall be scarified to a depth of at least 3 inches, reshaped and re-compacted to grade until the required smoothness and accuracy are obtained and approved by the Engineer. The Contractor shall perform all final smoothness and grade checks in the presence of the Engineer. Any deviation in surface tolerances shall be corrected by the Contractor at the Contractor's expense.

- a. **Smoothness.** The finished surface In those areas upon which a subbase or base course is to be placed, the top of the subgrade shall be of such smoothness that it shall not vary more than +/- 1/2 inch when tested with a 12-foot straightedge applied parallel with and at right angles to the centerline. The straightedge shall be moved continuously forward at half the length of the 12-foot straightedge for the full length of each line on a 50-foot grid. Any deviation in excess of this amount shall be corrected by loosening, adding or removing materials, reshaping and recompacting.
- b. **Grade.** The grade and crown shall be measured on a 50-foot grid and shall be within +/-0.05 feet of the specified grade.

On safety areas, turfed areas, intermediate and other designated areas, the surface shall be of such smoothness that within the grading limits where no subbase or base is to be placed, the constructed grade shall not vary more than 0.10 feet from specified design grade. Any deviation in excess of this amount shall be corrected by loosening, adding or removing materials, and reshaping.

**152-2.14 Topsoil.** When topsoil is specified or required as shown on the plans or under Item T-905, it shall be salvaged from stripping or other grading operations. The topsoil shall meet the requirements of Item T-905. If, at the time of excavation or stripping, the topsoil cannot be placed in its final section of finished construction, the material shall be stockpiled at approved locations. Stockpiles shall be located as shown on the plans and the approved CSPP, and shall not be placed on areas that subsequently will require any excavation or embankment fill. If, in the judgment of the Engineer, it is practical to place the salvaged topsoil at the time of excavation or stripping, the material shall be placed in its final position without stockpiling or further re-handling.

Upon completion of grading operations, stockpiled topsoil shall be handled and placed as shown on the plans and as required in Item T-905. No direct payment will be made for topsoil under Item P-152. The quantity removed and placed directly or stockpiled shall be paid for at the contract unit price per cubic yard for "Unclassified Excavation".

When stockpiling of topsoil and later rehandling of such material is directed by the Engineer, the material so rehandled shall be paid for at the contract unit price per cubic yard for "topsoil placement," as provided in Item T-905.

## **METHOD OF MEASUREMENT**

**152-3.1** Measurement for payment specified by the cubic yard shall be computed by the comparison of digital terrain model (DTM) surfaces for computation of neat line design quantities. The end area is that bound by the original ground line established by field cross-sections and the final theoretical pay line established by cross-sections shown on the plans, subject to verification by the Engineer. After completion of all excavation operations and prior to the placing of base or subbase material, topsoiling, and seeding/mulching, the final excavation shall be verified by the Contractor by means of field cross-sections taken randomly at station intervals not exceeding 50 linear feet.



**152-3.2** The quantity of unclassified excavation to be paid for shall be the number of cubic yards measured in its original position. Measurement shall not include the quantity of materials excavated without authorization beyond normal slope lines, or the quantity of material used for purposes other than those directed.

### **BASIS OF PAYMENT**

**152-4.1** “Unclassified excavation” payment shall be made at the contract unit price per cubic yard. This price shall be full compensation for furnishing all materials, labor, equipment, tools, and incidentals necessary to complete the item.

Payment will be made under:

Item P-152-4.1           Unclassified Excavation - per cubic yard

### **TESTING REQUIREMENTS**

### **REFERENCES**

The publications listed below form a part of this specification to the extent referenced. The publications are referred to within the text by the basic designation only.

American Association of State Highway and Transportation Officials (AASHTO)

AASHTO T-180           Standard Method of Test for Moisture-Density Relations of Soils Using a (10-lb) Rammer and a (18-in.) Drop

ASTM International (ASTM)

ASTM D698           Standard Test Methods for Laboratory Compaction Characteristics of Soil Using Standard Effort (12,400 ft-lbf/ft<sup>3</sup>)

ASTM D1556           Standard Test Method for Density and Unit Weight of Soil in Place by the Sand-Cone Method

ASTM D1557           Standard Test Methods for Laboratory Compaction Characteristics of Soil Using Modified Effort (56,000 ft-lbf/ft<sup>3</sup>)

ASTM D6938           Standard Test Methods for In-Place Density and Water Content of Soil and Soil-Aggregate by Nuclear Methods (Shallow Depth)

Advisory Circulars (AC)

AC 150/5370-2           Operational Safety on Airports During Construction Software

Software

FAARFIELD – FAA Rigid and Flexible Iterative Elastic Layered Design

U.S. Department of Transportation

FAA RD-76-66           Design and Construction of Airport Pavements on Expansive Soils

P-152-9

**END OF ITEM P-152**

## ITEM P-209 CRUSHED AGGREGATE BASE COURSE

### DESCRIPTION

**209-1.1** This item consists of a base course composed of crushed aggregate base constructed on a prepared course in accordance with these specifications and in conformity to the dimensions and typical cross-sections shown on the plans.

### MATERIALS

**209-2.1 Crushed aggregate base.** Crushed aggregate shall consist of clean, sound, durable particles of crushed stone and crushed gravel, and shall be free from coatings of clay, silt, organic material, clay lumps or balls or other deleterious materials or coatings. The method used to produce the crushed gravel shall result in the fractured particles in the finished product as consistent and uniform as practicable. Fine aggregate portion, defined as the portion passing the No. 4 sieve shall consist of fines from the coarse aggregate crushing operation. The fine aggregate shall be produced by crushing stone or gravel, that meet the coarse aggregate requirements for wear and soundness. Aggregate base material requirements are listed in the following table.

**Crushed Aggregate Base Material Requirements**

Material Test	Requirement	Standard
<b>Coarse Aggregate</b>		
Resistance to Degradation	Loss: 45% maximum	ASTM C131
Soundness of Aggregates by Use of Sodium Sulfate <b>or</b> Magnesium Sulfate	Loss after 5 cycles: 12% maximum using Sodium sulfate - or - 18% maximum using magnesium sulfate	ASTM C88
Percentage of Fractured Particles	Minimum 90% by weight of particles with at least two fractured faces and 100% with at least one fractured face <sup>1</sup>	ASTM D5821
Flat Particles, Elongated Particles, or Flat and Elongated Particles	10% maximum, by weight, of flat, elongated, or flat and elongated particles <sup>2</sup>	ASTM D4791
<b>Fine Aggregate</b>		
Liquid limit	Less than or equal to 25	ASTM D4318
Plasticity Index	Not more than five (5)	ASTM D4318

<sup>1</sup> The area of each face shall be equal to at least 75% of the smallest mid-sectional area of the piece. When two fractured faces are contiguous, the angle between the planes of fractures shall be at least 30 degrees to count as two fractured faces.

<sup>2</sup> A flat particle is one having a ratio of width to thickness greater than five (5); an elongated particle is one having a ratio of length to width greater than five (5).

**209-2.2 Gradation requirements.** The gradation of the aggregate base material shall meet the requirements of the gradation given in the following table when tested per ASTM C117 and ASTM C136. The gradation shall be well graded from coarse to fine and shall not vary from the lower limit on one sieve to the high limit on an adjacent sieve or vice versa.

**Gradation of Aggregate Base**

<b>Sieve Size</b>	<b>Design Range % by Weight passing</b>	<b>Contractor's Final Gradation</b>	<b>Job Control Grading Band Tolerances<sup>1</sup> (Percent)</b>
2 inch	100		0
1-1/2 inch	95-100		±5
1 inch	70-95		±8
3/4 inch	55-85		±8
No. 4	30-60		±8
No. 40 <sup>2</sup>	10-30		±5
No. 200 <sup>2</sup>	0-10		±3

<sup>1</sup> The “Job Control Grading Band Tolerances for Contractor’s Final Gradation” in the table shall be applied to “Contractor’s Final Gradation” to establish a job control grading band. The full tolerance still applies if application of the tolerances results in a job control grading band outside the design range.

<sup>2</sup> The fraction of material passing the No 200 sieve shall not exceed two-thirds the fraction passing the No 40 sieve.

**209-2.3 Sampling and Testing.**

**a. Aggregate base materials.** The Contractor shall take samples of the aggregate base in accordance with ASTM D75 to verify initial aggregate base requirements and gradation. Material shall meet the requirements in paragraph 209-2.1. This sampling and testing will be the basis for approval of the aggregate base quality requirements.

**b. Gradation requirements.** The Contractor shall take at least two aggregate base samples per day in the presence of the Engineer to check the final gradation. Sampling shall be per ASTM D75. Material shall meet the requirements in paragraph 209-2.2. The samples shall be taken from the in-place, un-compacted material at sampling points and intervals designated by the Engineer.

**209-2.4 Separation Geotextile.** Separation geotextile shall be Class 2 , 0.02 sec<sup>-1</sup> permittivity per ASTM D4491, Apparent opening size per ASTM D4751 with 0.60 mm maximum average roll value.

## CONSTRUCTION METHODS

**209-3.1 Control strip.** The first half-day of construction shall be considered the control strip. The Contractor shall demonstrate, in the presence of the Engineer, that the materials, equipment, and construction processes meet the requirements of the specification. The sequence and manner of rolling necessary to obtain specified density requirements shall be determined. The maximum compacted thickness may be increased to a maximum of 12 inches upon the Contractor's demonstration that approved equipment and operations will uniformly compact the lift to the specified density. The Engineer must witness this demonstration and approve the lift thickness prior to full production.

Control strips that do not meet specification requirements shall be reworked, re-compacted or removed and replaced at the Contractor's expense. Full operations shall not continue until the control strip has been accepted by the Engineer. The Contractor shall use the same equipment, materials, and construction methods for the remainder of construction, unless adjustments made by the Contractor are approved by the Engineer.

**209-3.2 Preparing underlying subgrade and/or subbase.** The underlying subgrade and/or subbase shall be checked and accepted by the Engineer before base course placing and spreading operations begin. Re-proof rolling of the subgrade or proof rolling of the subbase in accordance with Item P-152, at the Contractor's expense, may be required by the Engineer if the Contractor fails to ensure proper drainage or protect the subgrade and/or subbase. Any ruts or soft, yielding areas due to improper drainage conditions, hauling, or any other cause, shall be corrected before the base course is placed. To ensure proper drainage, the spreading of the base shall begin along the centerline of the pavement on a crowned section or on the high side of the pavement with a one-way slope.

**209-3.3 Production.** The aggregate shall be uniformly blended and, when at a satisfactory moisture content per paragraph 209-3.5, the approved material may be transported directly to the placement.

**209-3.4 Placement.** The aggregate shall be placed and spread on the prepared underlying layer by spreader boxes or other devices as approved by the Engineer, to a uniform thickness and width. The equipment shall have positive thickness controls to minimize the need for additional manipulation of the material. Dumping from vehicles that require re-handling shall not be permitted. Hauling over the uncompacted base course shall not be permitted.

The aggregate shall meet gradation and moisture requirements prior to compaction. The base course shall be constructed in lifts as established in the control strip, but not less than 4 inches nor more than 12 inches of compacted thickness.

When more than one lift is required to establish the layer thickness shown on the plans, the construction procedure described here shall apply to each lift. No lift shall be covered by subsequent lifts until tests verify that compaction requirements have been met. The Contractor shall rework, re-compact and retest any material placed which does not meet the specifications at the Contractor's expense.

**209-3.5 Compaction.** Immediately after completion of the spreading operations, compact each layer of the base course, as specified, with approved compaction equipment. The number, type, and weight of rollers shall be sufficient to compact the material to the required density within the same day that the aggregate is placed on the subgrade.

The field density of each compacted lift of material shall be at least 100% of the maximum density of laboratory specimens prepared from samples of the subbase material delivered to the jobsite. The laboratory specimens shall be compacted and tested in accordance with ASTM D1557. The moisture content of the material during placing operations shall be within  $\pm 2$  percentage points of the optimum moisture content as

determined by ASTM D1557. Maximum density refers to maximum dry density at optimum moisture content unless otherwise specified.

**209-3.6 Weather limitations.** Material shall not be placed unless the ambient air temperature is at least 40°F (4°C) and rising. Work on base course shall not be conducted when the subgrade or subbase is wet or frozen or the base material contains frozen material.

**209-3.7 Maintenance.** The base course shall be maintained in a condition that will meet all specification requirements. When material has been exposed to excessive rain, snow, or freeze-thaw conditions, prior to placement of additional material, the Contractor shall verify that materials still meet all specification requirements. Equipment may be routed over completed sections of base course, provided that no damage results and the equipment is routed over the full width of the completed base course. Any damage resulting to the base course from routing equipment over the base course shall be repaired by the Contractor at the Contractor's expense.

**209-3.8 Surface tolerances.** After the course has been compacted, the surface shall be tested for smoothness and accuracy of grade and crown. Any portion lacking the required smoothness or failing in accuracy of grade or crown shall be scarified to a depth of at least 3", reshaped and recompact to grade until the required smoothness and accuracy are obtained and approved by the Engineer. Any deviation in surface tolerances shall be corrected by the Contractor at the Contractor's expense. The smoothness and accuracy requirements specified here apply only to the top layer when base course is constructed in more than one layer.

**a. Smoothness.** The finished surface shall not vary more than 3/8" when tested with a 12'-0" straightedge applied parallel with and at right angles to the centerline. The straightedge shall be moved continuously forward at half the length of the 12'-0" straightedge for the full length of each line on a 50'-0" grid.

**b. Grade.** The grade and crown shall be measured on a 50'-0" grid and shall be within +0 and -1/2" of the specified grade.

**209-3.9 Acceptance sampling and testing.** Crushed aggregate base course shall be accepted for density and thickness on an area basis. Two tests shall be made for density and thickness for each 1200 square yds (1000 m<sup>2</sup>). Sampling locations will be determined on a random basis per ASTM D3665

**a. Density.** The Contractor's laboratory shall perform all density tests in the Engineer's presence and provide the test results upon completion to the Engineer for acceptance.

Each area shall be accepted for density when the field density is at least 100% of the maximum density of laboratory specimens compacted and tested per ASTM D1557. The in-place field density shall be determined per ASTM D1556 or ASTM D6938 using Procedure A, the direct transmission method, and ASTM D6938 shall be used to determine the moisture content of the material. The machine shall be calibrated in accordance with ASTM D6938. If the specified density is not attained, the area represented by the failed test must be reworked and/or recompact and two additional random tests made. This procedure shall be followed until the specified density is reached. Maximum density refers to maximum dry density at optimum moisture content unless otherwise specified.

**b. Thickness.** Depth tests shall be made by test holes at least 3 inches in diameter that extend through the base. The thickness of the base course shall be within +0 and -1/2 inch of the specified thickness as determined by depth tests taken by the Contractor in the presence of the Engineer for each area. Where the thickness is deficient by more than 1/2-inch, the Contractor shall correct such areas at no additional cost by scarifying to a depth of at least 3 inches, adding new material of proper gradation, and the material shall be

blended and recompacted to grade. The Contractor shall replace, at his expense, base material where depth tests have been taken.

### **METHOD OF MEASUREMENT**

**209-4.1** The quantity of crushed aggregate base course, 6in depth will be determined by measurement of the number of cubic yards of material actually constructed and accepted by the Engineer as complying with the plans and specifications. Base materials shall not be included in any other excavation quantities.

**209-4.2** Separation geotextile shall be incidental to crushed aggregate base course, 6in depth. No separate measurement shall be made for this item.

### **BASIS OF PAYMENT**

**209-5.1** Payment shall be made at the contract unit price per cubic yard for crushed aggregate base course, 6in depth. This price shall be full compensation for furnishing all materials, for preparing and placing these materials, and for all labor, equipment tools, and incidentals necessary to complete the item.

**209-5.2** The cost of separation geotextile shall be incidental to the cost for crushed aggregate base course, 6in depth. There shall be no separate payment for separation geotextile.

Payment will be made under:

Item P-209-5.1                      Crushed Aggregate Base Course, 6in Depth - per cubic yard

### **REFERENCES**

The publications listed below form a part of this specification to the extent referenced. The publications are referred to within the text by the basic designation only.

ASTM International (ASTM)

ASTM C29	Standard Test Method for Bulk Density (“Unit Weight”) and Voids in Aggregate
ASTM C88	Standard Test Method for Soundness of Aggregates by Use of Sodium Sulfate or Magnesium Sulfate
ASTM C117	Standard Test Method for Materials Finer than 75- $\mu\text{m}$ (No. 200) Sieve in Mineral Aggregates by Washing
ASTM C131	Standard Test Method for Resistance to Degradation of Small-Size Coarse Aggregate by Abrasion and Impact in the Los Angeles Machine
ASTM C136	Standard Test Method for Sieve or Screen Analysis of Fine and Coarse Aggregates
ASTM C142	Standard Test Method for Clay Lumps and Friable Particles in Aggregates
ASTM D75	Standard Practice for Sampling Aggregates
ASTM D698	Standard Test Methods for Laboratory Compaction Characteristics of Soil Using Standard Effort (12,400 ft-lbf/ft <sup>3</sup> (600 kN-m/m <sup>3</sup> ))

P-209-5

ASTM D1556	Standard Test Method for Density and Unit Weight of Soil in Place by the Sand-Cone Method
ASTM D1557	Standard Test Methods for Laboratory Compaction Characteristics of Soil Using Modified Effort (56,000 ft-lbf/ft <sup>3</sup> (2700 kN-m/m <sup>3</sup> ))
ASTM D2167	Standard Test Method for Density and Unit Weight of Soil in Place by the Rubber Balloon Method
ASTM D2419	Standard Test Method for Sand Equivalent Value of Soils and Fine Aggregate
ASTM D3665	Standard Practice for Random Sampling of Construction Materials
ASTM D4318	Standard Test Methods for Liquid Limit, Plastic Limit, and Plasticity Index of Soils
ASTM D4491	Standard Test Methods for Water Permeability of Geotextiles by Permittivity
ASTM D4643	Standard Test Method for Determination of Water Content of Soil and Rock by Microwave Oven Heating
ASTM D4751	Standard Test Methods for Determining Apparent Opening Size of a Geotextile
ASTM D4791	Standard Test Method for Flat Particles, Elongated Particles, or Flat and Elongated Particles in Coarse Aggregate
ASTM D5821	Standard Test Method for Determining the Percentage of Fractured Particles in Coarse Aggregate
ASTM D6938	Standard Test Method for In-Place Density and Water Content of Soil and Soil-Aggregate by Nuclear Methods (Shallow Depth)
ASTM D7928	Standard Test Method for Particle-Size Distribution (Gradation) of Fine-Grained Soils Using the Sedimentation (Hydrometer) Analysis

American Association of State Highway and Transportation Officials (AASHTO)

M288	Standard Specification for Geosynthetic Specification for Highway Applications
------	--

**END OF ITEM P-209**



## ITEM P-602

### EMULSIFIED ASPHALT PRIME COAT

#### DESCRIPTION

**602-1.1** This item shall consist of an application of emulsified asphalt material on the prepared base course in accordance with these specifications and in reasonably close conformity to the lines shown on the plans.

#### MATERIALS

**602-2.1 Emulsified Asphalt material.** The emulsified asphalt material shall be as specified in ASTM D3628 for use as a prime coat appropriate to local conditions. The Contractor shall provide a copy of the manufacturer's Certificate of Analysis (COA) for the emulsified asphalt material. The COA shall be provided to and approved by the Engineer before the emulsified asphalt material is applied. The furnishing of the COA for the emulsified asphalt material shall not be interpreted as a basis for final acceptance. The manufacturer's COA may be subject to verification by testing the material delivered for use on the project.

#### CONSTRUCTION METHODS

**602-3.1 Weather limitations.** The emulsified asphalt prime coat shall be applied only when the existing surface is dry; the atmospheric temperature is 50°F (10°C) or above, and the temperature has not been below 35°F (2°C) for the 12 hours prior to application; and when the weather is not foggy or rainy. The temperature requirements may be waived when directed by the Engineer.

**602-3.2 Equipment.** The equipment shall include a self-powered pressure asphalt material distributor and equipment for heating asphalt material.

Provide a distributor with pneumatic tires of such size and number that the load produced on the base surface does not exceed 65.0 psi (4.5 kg/sq cm) of tire width to prevent rutting, shoving or otherwise damaging the base, surface or other layers in the pavement structure. Design and equip the distributor to spray the asphalt material in a uniform coverage at the specified temperature, at readily determined and controlled rates from 0.05 to 1.0 gallons per square yard (0.23 to 4.5 L/square meter), with a pressure range of 25 to 75 psi (172.4 to 517.1 kPa) and with an allowable variation from the specified rate of not more than ±5%, and at variable widths. Include with the distributor equipment a separate power unit for the bitumen pump, full-circulation spray bars, tachometer, pressure gauges, volume-measuring devices, adequate heaters for heating of materials to the proper application temperature, a thermometer for reading the temperature of tank contents, and a hand hose attachment suitable for applying asphalt material manually to areas inaccessible to the distributor. Equip the distributor to circulate and agitate the asphalt material during the heating process. If the distributor is not equipped with an operable quick shutoff valve, the prime operations shall be started and stopped on building paper.

A power broom and power blower suitable for cleaning the surfaces to which the asphalt coat is to be applied shall be provided.

Asphalt distributors must be calibrated annually in accordance with ASTM D2995. The Contractor must furnish a current calibration certification for the asphalt distributor truck from any State or other agency as approved by the Engineer.

**602-3.3 Application of emulsified asphalt material.** Immediately before applying the prime coat, the full width of the surface to be primed shall be swept with a power broom to remove all loose dirt and other objectionable material.

The asphalt emulsion material shall be uniformly applied with an asphalt distributor at the rate of 0.15 to 0.30 gallons per square yard (0.68 to 1.36 liters per square meter) depending on the base course surface texture. The type of asphalt material and application rate shall be approved by the Engineer prior to application.

Following application of the emulsified asphalt material and prior to application of the succeeding layer of pavement, allow the asphalt coat to cure and to obtain evaporation of any volatiles or moisture. Maintain the coated surface until the succeeding layer of pavement is placed, by protecting the surface against damage and by repairing and recoating deficient areas. Allow the prime coat to cure without being disturbed for a period of at least 48 hours or longer, as may be necessary to attain penetration into the treated course. Furnish and spread sand to effectively blot up and cure excess asphalt material. The Contractor shall remove blotting sand prior to asphalt concrete lay down operations at no additional expense to the Owner. Keep traffic off surfaces freshly treated with asphalt material. Provide sufficient warning signs and barricades so that traffic will not travel over freshly treated surfaces.

**602-3.4 Trial application rates.** The Contractor shall apply a minimum of three lengths of at least 100 feet (30 m) for the full width of the distributor bar to evaluate the amount of emulsified asphalt material that can be satisfactorily applied with the equipment. Apply three different application rates of emulsified asphalt materials within the application range specified in paragraph 602-3.3. Other trial applications can be made using various amounts of material as directed by the Engineer. The trial application is to demonstrate the equipment can uniformly apply the emulsified asphalt material within the rates specified and determine the application rate for the project.

**602-3.5 Freight and waybills.** The Contractor shall submit waybills and delivery tickets during the progress of the work. Before the final estimate is allowed, file with the Engineer certified waybills and certified delivery tickets for all emulsified asphalt materials used in the construction of the pavement covered by the contract. Do not remove emulsified asphalt material from storage until the initial outage and temperature measurements have been taken. The delivery or storage units will not be released until the final outage has been taken.

## METHOD OF MEASUREMENT

**602-4.1** The emulsified asphalt material for prime coat shall be measured by the gallon. Volume shall be corrected to the volume at 60°F (16°C) in accordance with ASTM D4311. The emulsified asphalt material paid for will be the measured quantities used in the accepted work, provided that the measured quantities are not 10% over the specified application rate. Any amount of emulsified asphalt material more than 10% over the specified application rate for each application will be deducted from the measured quantities, except for irregular areas where hand spraying of the emulsified asphalt material is necessary. Water added to emulsified asphalt will not be measured for payment.

## BASIS OF PAYMENT

**602-5.1** Payment shall be made at the contract unit price per gallon for bituminous prime coat. This price shall be full compensation for furnishing all materials and for all preparation, delivering, and applying the materials, and for all labor, equipment, tools, and incidentals necessary to complete this item.

Payment will be made under:

Item P-602-5.1 Bituminous Prime Coat - per gallon

### **REFERENCES**

The publications listed below form a part of this specification to the extent referenced. The publications are referred to within the text by the basic designation only.

ASTM International (ASTM)

ASTM D2995 Standard Practice for Estimating Application Rate and Residual Application Rate of Bituminous Distributors

ASTM D3628 Standard Practice for Selection and Use of Emulsified Asphalts

**END OF ITEM P-602**

## ITEM P-603

### EMULSIFIED ASPHALT TACK COAT

#### DESCRIPTION

**603-1.1** This item shall consist of preparing and treating an asphalt or concrete surface with asphalt material in accordance with these specifications and in reasonably close conformity to the lines shown on the plans.

#### MATERIALS

**603-2.1 Asphalt materials.** The asphalt material shall be an emulsified asphalt as specified in ASTM D3628 as an asphalt application for tack coat appropriate to local conditions. The emulsified asphalt shall not be diluted. The Contractor shall provide a copy of the manufacturer's Certificate of Analysis (COA) for the asphalt material to the Resident Project Representative (RPR) before the asphalt material is applied for review and acceptance. The furnishing of COA for the asphalt material shall not be interpreted as a basis for final acceptance. The manufacturer's COA may be subject to verification by testing the material delivered for use on the project.

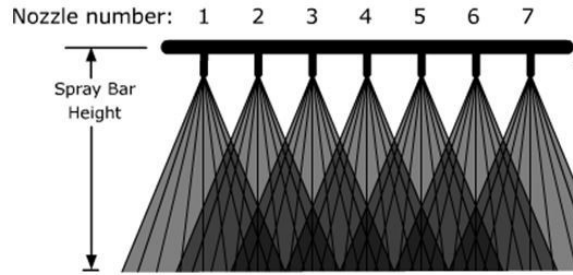
#### CONSTRUCTION METHODS

**603-3.1 Weather limitations.** The tack coat shall be applied only when the existing surface is dry and the atmospheric temperature is 50°F (10°C) or above; the temperature has not been below 35°F (2°C) for the 12 hours prior to application; and when the weather is not foggy or rainy. The temperature requirements may be waived when directed by the RPR.

**603-3.2 Equipment.** The Contractor shall provide equipment for heating and applying the emulsified asphalt material. The emulsion shall be applied with a manufacturer-approved computer rate-controlled asphalt distributor. The equipment shall be in good working order and contain no contaminants or diluents in the tank. Spray bar tips must be clean, free of burrs, and of a size to maintain an even distribution of the emulsion. Any type of tip or pressure source is suitable that will maintain predetermined flow rates and constant pressure during the application process with application speeds under eight (8) miles per hour (13 km per hour) or seven (700) feet per minute (213 m per minute).

The equipment will be tested under pressure for leaks and to ensure proper set-up before use to verify truck set-up (via a test-shot area), including but not limited to, nozzle tip size appropriate for application, spray-bar height and pressure and pump speed, evidence of triple-overlap spray pattern, lack of leaks, and any other factors relevant to ensure the truck is in good working order before use.

A correct triple overlap spray pattern is when, except for the nozzles on the outside end of the spray bar, each point on the pavement surface receives a uniform coating of tack by exactly three spray nozzles, as depicted in the image below.



The distributor truck shall be equipped with a minimum 12-foot (3.7-m) spreader spray bar with individual nozzle control with computer-controlled application rates. The distributor truck shall have an easily accessible thermometer that constantly monitors the temperature of the emulsion, and have an operable mechanical tank gauge that can be used to cross-check the computer accuracy. If the distributor is not equipped with an operable quick shutoff valve, the prime operations shall be started and stopped on building paper.

The distributor truck shall be equipped to effectively heat and mix the material to the required temperature prior to application as required. Heating and mixing shall be done in accordance with the manufacturer’s recommendations. Do not overheat or over mix the material.

The distributor shall be equipped with a hand sprayer.

Asphalt distributors must be calibrated annually in accordance with ASTM D2995. The Contractor must furnish a current calibration certification for the asphalt distributor truck from any State or other agency as approved by the RPR.

A power broom and/or power blower suitable for cleaning the surfaces to which the asphalt tack coat is to be applied shall be provided.

**603-3.3 Application of emulsified asphalt material.** The emulsified asphalt shall not be diluted. Immediately before applying the emulsified asphalt tack coat, the full width of surface to be treated shall be swept with a power broom and/or power blower to remove all loose dirt and other objectionable material.

The emulsified asphalt material shall be uniformly applied with an asphalt distributor at the rates appropriate for the conditions and surface specified in the table below. The type of asphalt material and application rate shall be approved by the RPR prior to application.

**Emulsified Asphalt**

Surface Type	Residual Rate, gal/SY (L/square meter)	Emulsion Application Bar Rate, gal/SY (L/square meter)
New asphalt	0.02-0.05 (0.09-0.23)	0.03-0.07 (0.13-0.32)
Existing asphalt	0.04-0.07 (0.18-0.32)	0.06-0.11 (0.27-0.50)
Milled Surface	0.04-0.08 (0.18-0.36)	.06-0.12 (0.27-0.54)
Concrete	0.03-0.05 (0.13-0.23)	0.05-0.08 (0.23-0.36)

After application of the tack coat, the surface shall be allowed to cure without being disturbed for the period of time necessary to permit drying and setting of the tack coat. This period shall be determined by the RPR. The Contractor shall protect the tack coat and maintain the surface until the next course has been placed. When the tack coat has been disturbed by the Contractor, tack coat shall be reapplied at the Contractor’s expense.

**603-3.4 Freight and waybills** The Contractor shall submit waybills and delivery tickets, during progress of the work. Before the final statement is allowed, file with the RPR certified waybills and certified delivery tickets for all emulsified asphalt materials used in the construction of the pavement covered by the contract. Do not remove emulsified asphalt material from storage until the initial outage and temperature measurements have been taken. The delivery or storage units will not be released until the final outage has been taken.

### **METHOD OF MEASUREMENT**

**603-4.1** The emulsified asphalt material for tack coat shall be measured by the gallon Volume shall be corrected to the volume at 60°F (16°C) in accordance with ASTM D1250. The emulsified asphalt material paid for will be the measured quantities used in the accepted work, provided that the measured quantities are not 10% over the specified application rate. Any amount of emulsified asphalt material more than 10% over the specified application rate for each application will be deducted from the measured quantities, except for irregular areas where hand spraying of the emulsified asphalt material is necessary. Water added to emulsified asphalt will not be measured for payment.

### **BASIS OF PAYMENT**

**603.5-1** Payment shall be made at the contract unit price per gallon of bituminous tack coat. This price shall be full compensation for furnishing all materials, for all preparation, delivery, and application of these materials, and for all labor, equipment, tools, and incidentals necessary to complete the item.

Payment will be made under:

Item P-603-5.1	Bituminous Tack Coat - per gallon
----------------	-----------------------------------

### **REFERENCES**

The publications listed below form a part of this specification to the extent referenced. The publications are referred to within the text by the basic designation only.

ASTM International (ASTM)

ASTM D1250	Standard Guide for Use of the Petroleum Measurement Tables
ASTM D2995	Standard Practice for Estimating Application Rate and Residual Application Rate of Bituminous Distributors
ASTM D3628	Standard Practice for Selection and Use of Emulsified Asphalts

### **END ITEM P-603**

## ITEM P-605

### JOINT SEALANTS FOR CONCRETE PAVEMENTS

#### DESCRIPTION

**605-1.1** This item shall consist of providing and installing a resilient and adhesive joint sealing material capable of effectively sealing joints and cracks in rigid pavements.

#### MATERIALS

**605-2.1 Joint sealants.** Joint sealant materials shall meet the requirements of ASTM D5893 Standard Specifications for Cold Applied, Single Component, Chemically Curing Silicone Joint Sealant for Portland Cement Concrete Pavements.

Each lot or batch of sealant shall be delivered to the jobsite in the manufacturer's original sealed container. Each container shall be marked with the manufacturer's name, batch or lot number, the safe heating temperature, and shall be accompanied by the manufacturer's certification stating that the sealant meets the requirements of this specification.

**605-2.2 Backer rod.** The material furnished shall be a compressible, non-shrinking, non-staining, non-absorbing material that is non-reactive with the joint sealant in accordance with ASTM D5249. The backer-rod material shall be  $25\% \pm 5\%$  larger in diameter than the nominal width of the joint.

**605-2.3 Bond breaking tapes.** Provide a bond breaking tape or separating material that is a flexible, non-shrinkable, non-absorbing, non-staining, and non-reacting adhesive-backed tape. The material shall have a melting point at least 5°F greater than the pouring temperature of the sealant being used when tested in accordance with ASTM D789. The bond breaker tape shall be approximately 1/8 inch wider than the nominal width of the joint and shall not bond to the joint sealant.

#### CONSTRUCTION METHODS

**605-3.1 Time of application.** Joints shall be sealed as soon after completion of the curing period as feasible and before the pavement is opened to traffic, including construction equipment. The pavement temperature shall be 50°F and rising at the time of application of the poured joint sealing material. Do not apply sealant if moisture is observed in the joint.

**605-3.2 Equipment.** Machines, tools, and equipment used in the performance of the work required by this section shall be approved before the work is started and maintained in satisfactory condition at all times. Submit a list of proposed equipment to be used in performance of construction work including descriptive data, 15 days prior to use on the project.

**a. Concrete saw.** Provide a self-propelled power saw, with water-cooled diamond or abrasive saw blades, for cutting joints to the depths and widths specified or for refacing joints or cleaning sawed joints where sandblasting does not provide a clean joint.

**b. Sandblasting equipment.** Include with the sandblasting equipment an air compressor, hose, and long-wearing venturi-type nozzle of proper size, shape and opening.

The maximum nozzle opening should not exceed 1/4". The air compressor shall be portable and capable of furnishing not less than 150 cfm and maintaining a line pressure of not less than 90 psi at the nozzle while in use. Demonstrate compressor capability, under job conditions, before approval. The compressor shall be equipped with traps that will maintain the compressed air free of oil and water. The nozzle shall have an adjustable guide that will hold the nozzle aligned with the joint approximately 1" above the pavement surface. Adjust the height, angle of inclination and the size of the nozzle as necessary to secure satisfactory results.

**c. Waterblasting equipment.** Include with the waterblasting equipment a trailer-mounted water tank, pumps, high-pressure hose, wand with safety release cutoff control, nozzle, and auxiliary water resupply equipment. Provide water tank and auxiliary resupply equipment of sufficient capacity to permit continuous operations. The nozzle shall have an adjustable guide that will hold the nozzle aligned with the joint approximately 1" above the pavement surface. Adjust the height, angle of inclination and the size of the nozzle as necessary to obtain satisfactory results. A pressure gauge mounted at the pump shall show at all times the pressure in psi at which the equipment is operating.

**d. Hand tools.** Hand tools may be used, when approved, for removing defective sealant from a crack and repairing or cleaning the crack faces. Hand tools should be carefully evaluated for potential spalling effects prior to approval for use.

**e. Two-component, cold-applied, machine mix sealing equipment.** Provide equipment used for proportioning, mixing, and installing Federal Specification SS-S-200 Type M joint sealants designed to deliver two semifluid components through hoses to a portable mixer at a preset ratio of one (1) to one (1) by volume using pumps with an accuracy of  $\pm 5\%$  for the quantity of each component. The reservoir for each component shall be equipped with mechanical agitation devices that will maintain the components in a uniform condition without entrapping air. Incorporate provisions to permit thermostatically controlled indirect heating of the components, when required. However, immediately prior to proportioning and mixing, the temperature of either component shall not exceed 90°F. Provide screens near the top of each reservoir to remove any foreign particles or partially polymerized material that could clog fluid lines or otherwise cause misproportioning or improper mixing of the two components. Provide equipment capable of thoroughly mixing the two components through a range of application rates of 10 to 60 gallons per hour and through a range of application pressures from 50 psi to 1500 psi as required by material, climatic, or operating conditions. Design the mixer for the easy removal of the supply lines for cleaning and proportioning of the components. The mixing head shall accommodate nozzles of different types and sizes as may be required by various operations. The dimensions of the nozzle shall be such that the nozzle tip will extend into the joint to allow sealing from the bottom of the joint to the top. Maintain the initially approved equipment in good working condition, serviced in accordance with the supplier's instructions, and unaltered in any way without obtaining prior approval.

**f. Two-component, cold-applied, hand-mix sealing equipment.** Mixing equipment for Federal Specification SS-S-200 Type H sealants shall consist of a slow-speed electric drill or air-driven mixer with a stirrer in accordance with the manufacturer's recommendations. Submit printed copies of manufacturer's recommendations 15 days prior to use on the project where installation procedures, or any part thereof, are required to be in accordance with those recommendations. Installation of the material will not be allowed



until the recommendations are received. Failure to furnish these recommendations can be cause for rejection of the material.

**g. Cold-applied, single-component sealing equipment.** The equipment for installing ASTM D5893 single component joint sealants shall consist of an extrusion pump, air compressor, following plate, hoses, and nozzle for transferring the sealant from the storage container into the joint opening. The dimension of the nozzle shall be such that the tip of the nozzle will extend into the joint to allow sealing from the bottom of the joint to the top. Maintain the initially approved equipment in good working condition, serviced in accordance with the supplier's instructions, and unaltered in any way without obtaining prior approval. Small hand-held air-powered equipment (i.e., caulking guns) may be used for small applications.

**605-3.3 Preparation of joints.** Pavement joints for application of material in this specification must be dry, clean of all scale, dirt, dust, curing compound, and other foreign matter. The Contractor shall demonstrate, in the presence of the Engineer, that the method cleans the joint and does not damage the joint.

**a. Sawing.** All joints shall be sawed in accordance with specifications and plan details. Immediately after sawing the joint, the resulting slurry shall be completely removed from joint and adjacent area by flushing with a jet of water, and by use of other tools as necessary.

**b. Sealing.** Immediately before sealing, the joints shall be thoroughly cleaned of all remaining laitance, curing compound, filler, protrusions of hardened concrete, old sealant and other foreign material from the sides and upper edges of the joint space to be sealed. Cleaning shall be accomplished as specified in paragraph 605-3.2. The newly exposed concrete joint faces and the pavement surface extending a minimum of 1/2 inch from the joint edge shall be sandblasted clean. Sandblasting shall be accomplished in a minimum of two passes. One pass per joint face with the nozzle held at an angle directly toward the joint face and not more than 3 inches from it. After final cleaning and immediately prior to sealing, blow out the joints with compressed air and leave them completely free of debris and water. The joint faces shall be surface dry when the seal is applied.

**c. Backer Rod.** When the joint opening is of a greater depth than indicated for the sealant depth, plug or seal off the lower portion of the joint opening using a backer rod in accordance with paragraph 605-2.2 to prevent the entrance of the sealant below the specified depth. Take care to ensure that the backer rod is placed at the specified depth and is not stretched or twisted during installation.

**d. Bond-breaking tape.** Where inserts or filler materials contain bitumen, or the depth of the joint opening does not allow for the use of a backup material, insert a bond-breaker separating tape in accordance with paragraph 605-2.3 to prevent incompatibility with the filler materials and three-sided adhesion of the sealant. Securely bond the tape to the bottom of the joint opening so it will not float up into the new sealant.

**605-3.4 Installation of sealants.** Joints shall be inspected for proper width, depth, alignment, and preparation, and shall be approved by the Engineer before sealing is allowed. Sealants shall be installed in accordance with the following requirements:

Immediately preceding, but not more than 50 feet ahead of the joint sealing operations, perform a final cleaning with compressed air. Fill the joints from the bottom up to 1/8 inch  $\pm$ 1/16 inch below the top of pavement surface; or bottom of groove for grooved pavement. Remove and discard excess or spilled sealant from the pavement by approved methods. Install the sealant in such a manner as to prevent the formation of voids and entrapped air. In no case shall gravity methods or pouring pots be used to install the sealant

material. Traffic shall not be permitted over newly sealed pavement until authorized by the Engineer. When a primer is recommended by the manufacturer, apply it evenly to the joint faces in accordance with the manufacturer's instructions. Check the joints frequently to ensure that the newly installed sealant is cured to a tack-free condition within the time specified.

**605-3.5 Inspection.** The Contractor shall inspect the joint sealant for proper rate of cure and set, bonding to the joint walls, cohesive separation within the sealant, reversion to liquid, entrapped air and voids. Sealants exhibiting any of these deficiencies at any time prior to the final acceptance of the project shall be removed from the joint, wasted, and replaced as specified at no additional cost to the airport.

**605-3.6 Clean-up.** Upon completion of the project, remove all unused materials from the site and leave the pavement in a clean condition.

### **METHOD OF MEASUREMENT AND BASIS OF PAYMENT**

**605-4.1** There shall be no separate measurement or basis of payment under this section of the specifications. Payment for work performed shall be incidental to item GDOT 402 Bituminous Surface Course.

### **REFERENCES**

The publications listed below form a part of this specification to the extent referenced. The publications are referred to within the text by the basic designation only.

#### ASTM International (ASTM)

ASTM D789	Standard Test Method for Determination of Relative Viscosity of Polyamide (PA)
ASTM D5249	Standard Specification for Backer Material for Use with Cold- and Hot-Applied Joint Sealants in Portland-Cement Concrete and Asphalt Joints
ASTM D5893	Standard Specification for Cold Applied, Single Component, Chemically Curing Silicone Joint Sealant for Portland Cement Concrete Pavements

#### Advisory Circulars (AC)

AC 150/5340-30	Design and Installation Details for Airport Visual Aids
----------------	---

### **END ITEM P-605**

**ITEM P-610**  
**STRUCTURAL PORTLAND CEMENT CONCRETE**

**DESCRIPTION**

**610-1.1** This item shall consist of plain and reinforced structural portland cement concrete (PCC), prepared and constructed in accordance with these specifications, at the locations and of the form and dimensions shown on the plans. This specification shall be used for all structural and miscellaneous concrete including signage bases.

**MATERIALS**

**610-2.1 General.** Only approved materials, conforming to the requirements of these specifications, shall be used in the work. Materials may be subject to inspection and tests at any time during their preparation or use. The source of all materials shall be approved by the Engineer before delivery or use in the work. Representative preliminary samples of the materials shall be submitted by the Contractor, when required, for examination and test. Materials shall be stored and handled to ensure preservation of their quality and fitness for use and shall be located to facilitate prompt inspection. All equipment for handling and transporting materials and concrete must be clean before any material or concrete is placed in them.

The use of pit-run aggregates shall not be permitted unless the pit-run aggregate has been screened and washed, and all fine and coarse aggregates stored separately and kept clean. The mixing of different aggregates from different sources in one storage stockpile or alternating batches of different aggregates shall not be permitted.

**a. Reactivity.** Fine and Coarse aggregates to be used in all concrete shall be evaluated and tested by the Contractor for alkali-aggregate reactivity in accordance with both ASTM C1260 and C1567. Aggregate and mix proportion reactivity tests shall be performed for each project.

(1) Coarse and fine aggregate shall be tested separately in accordance with ASTM C1260. The aggregate shall be considered innocuous if the expansion of test specimens, tested in accordance with ASTM C1260, does not exceed 0.10% at 28 days (30 days from casting).

(2) Combined coarse and fine aggregate shall be tested in accordance with ASTM C1567, modified for combined aggregates, using the proposed mixture design proportions of aggregates, cementitious materials, and/or specific reactivity reducing chemicals. If lithium nitrate is proposed for use with or without supplementary cementitious materials, the aggregates shall be tested in accordance with Corps of Engineers (COE) CRD C662. If lithium nitrate admixture is used, it shall be nominal 30%  $\pm$ 0.5% weight lithium nitrate in water.

(3) If the expansion of the proposed combined materials test specimens, tested in accordance with ASTM C1567, modified for combined aggregates, or COE CRD C662, does not exceed 0.10% at 28 days, the proposed combined materials will be accepted. If the expansion of the proposed combined materials test specimens is greater than 0.10% at 28 days, the aggregates will not be accepted unless adjustments to the combined materials mixture can reduce the expansion to less than 0.10% at 28 days, or new aggregates shall be evaluated and tested.

**610-2.2 Coarse aggregate.** The coarse aggregate for concrete shall meet the requirements of ASTM C33. The Engineer may consider and reserve final approval of other State classification procedures addressing aggregate durability.

Coarse aggregate shall be well graded from coarse to fine and shall meet the following gradation shown in the table below when tested per ASTM C136.

**Gradation For Coarse Aggregate**

<b>Sieve Designation (square openings)</b>	<b>Percentage by Weight Passing Sieve 1"</b>
No. 4 to 3/4"	<b>100</b>
No. 4 to 1"	<b>90-100</b>
No. 4 to 1-1/2"	-

**610-2.2.1 Aggregate susceptibility to durability (D) cracking.** Aggregates that have a history of D-cracking shall not be used.

**610-2.3 Fine aggregate.** The fine aggregate for concrete shall meet the requirements of ASTM C33.

The fine aggregate shall be well graded from fine to coarse and shall meet the requirements of the table below when tested in accordance with ASTM C136:

**Gradation For Fine Aggregate**

<b>Sieve Designation (square openings)</b>	<b>Percentage by Weight Passing Sieves</b>
3/8"	100
No. 4	95-100
No. 16	45-80
No. 30	25-55
No. 50	10-30
No. 100	2-10

Blending will be permitted, if necessary, to meet the gradation requirements for fine aggregate. Fine aggregate deficient in the percentage of material passing the No. 50 mesh sieve may be accepted, if the deficiency does not exceed 5% and is remedied by the addition of pozzolanic or cementitious materials other than Portland cement, as specified in paragraph 610-2.6, Admixtures, in sufficient quantity to produce the required workability as approved by the Engineer.

**610-2.4 Cement.** Cement shall conform to the requirements of ASTM C150 - Type I, IA, II, IIA, III, or IIIA.

If aggregates are deemed innocuous when tested in accordance with paragraph 610-2.1.a.1 and accepted in accordance with paragraph 610-2.1.a.3, higher equivalent alkali content in the cement may be allowed if approved by the Engineer and FAA. If cement becomes partially set or contains lumps of caked cement, it shall be rejected. Cement salvaged from discarded or used bags shall not be used.

The Contractor shall furnish vendors' certified test reports for each carload, or equivalent, of cement shipped to the project. The report shall be delivered to the Engineer before use of the cement is granted. All test reports shall be subject to verification by testing sample materials received for use on the project.

**610-2.5 Water.** The water used in concrete shall be fresh, clean and potable; free from injurious amounts of oils, acids, alkalies, salts, organic materials or other substances deleterious to concrete.

**610-2.6 Admixtures and Supplementary Cementitious Material.** The Contractor shall submit certificates indicating that the material to be furnished meets all of the requirements indicated below. In addition, the Engineer may require the Contractor to submit complete test data from an approved laboratory showing that the material to be furnished meets all of the requirements of the cited specifications. Subsequent tests may be made of samples taken by the Engineer from the supply of the material being furnished or proposed for use on the work to determine whether the admixture is uniform in quality with that approved.

**a. Air-entraining admixtures.** Air-entraining admixtures shall meet the requirements of ASTM C260 and shall consistently entrain the air content in the specified ranges under field conditions. The air-entrainment agent and any water reducer admixture shall be compatible.

**b. Water-reducing admixtures.** Water-reducing admixture shall meet the requirements of ASTM C494, Type A, B, or D. ASTM C494, Type F and G high range water reducing admixtures and ASTM C1017 flowable admixtures shall not be used.

**c. Other chemical admixtures.** The use of set retarding, and set-accelerating admixtures shall be approved by the Engineer. Retarding shall meet the requirements of ASTM C494, Type A, B, or D and set-accelerating shall meet the requirements of ASTM C494, Type C. Calcium chloride and admixtures containing calcium chloride shall not be used.

**610-2.7 Premolded joint material.** Premolded joint material for expansion joints shall meet the requirements of ASTM D1751.

**610-2.8 Joint filler.** The filler for joints shall meet the requirements of Item P-605, unless otherwise specified.

**610-2.9 Steel reinforcement.** Reinforcing shall consist of reinforcing steel conforming to the requirements of A615.

## CONSTRUCTION METHODS

**610-3.1 General.** The Contractor shall furnish all labor, materials, and services necessary for, and incidental to, the completion of all work as shown on the drawings and specified here. All machinery and equipment used by the Contractor on the work, shall be of sufficient size to meet the requirements of the work. All work shall be subject to the inspection and approval of the Engineer.

**610-3.2 Concrete composition.** The concrete shall develop a compressive strength of 3,000 psi in 28 days as determined by test cylinders made in accordance with ASTM C31 and tested in accordance with ASTM C39. The concrete shall contain not less than 470 pounds of cement per cubic yard. The concrete shall contain 5% of entrained air,  $\pm 1\%$ , as determined by ASTM C231 and shall have a slump of not more than 4" as determined by ASTM C143.

**610-3.3 Acceptance sampling and testing.** Concrete for each structure will be accepted on the basis of the compressive strength specified in paragraph 610-3.2. The concrete shall be sampled in accordance with ASTM C172. Concrete cylindrical compressive strength specimens shall be made in accordance with ASTM C31 and tested in accordance with ASTM C39. The Contractor shall cure and store the test specimens under such conditions as directed by the Engineer. The Engineer will make the actual tests on the specimens at no expense to the Contractor.

**610-3.4 Qualifications for concrete testing service.** Perform concrete testing by an approved laboratory and inspection service experienced in sampling and testing concrete. Testing agency must meet the requirements of ASTM C1077 or ASTM E329.

**610-3.5 Proportioning and measuring devices.** When package cement is used, the quantity for each batch shall be equal to one or more whole sacks of cement. The aggregates shall be measured separately by weight. If aggregates are delivered to the mixer in batch trucks, the exact amount for each mixer charge shall be contained in each batch compartment. Weighing boxes or hoppers shall be approved by the Engineer and shall provide means of regulating the flow of aggregates into the batch box so the required, exact weight of aggregates is obtained.

**610-3.6 Consistency.** The consistency of the concrete shall be determined by the slump test specified in ASTM C143.

**610-3.7 Mixing.** Concrete may be mixed at the construction site, at a central point, or wholly or in part in truck mixers. The concrete shall be mixed and delivered in accordance with the requirements of ASTM C94.

**610-3.8 Mixing conditions.** The concrete shall be mixed only in quantities required for immediate use. Concrete shall not be mixed while the air temperature is below 40°F without permission of the Engineer. If permission is granted for mixing under such conditions, aggregates or water, or both, shall be heated and the concrete shall be placed at a temperature not less than 50°F nor more than 100°F. The Contractor shall be held responsible for any defective work, resulting from freezing or injury in any manner during placing and curing, and shall replace such work at his expense.

Retempering of concrete by adding water or any other material shall not be permitted.

The rate of delivery of concrete to the job shall be sufficient to allow uninterrupted placement of the concrete.

**610-3.9 Forms.** Concrete shall not be placed until all the forms and reinforcements have been inspected and approved by the Engineer. Forms shall be of suitable material and shall be of the type, size, shape, quality, and strength to build the structure as shown on the plans. The forms shall be true to line and grade and shall be mortar-tight and sufficiently rigid to prevent displacement and sagging between supports. The surfaces of forms shall be smooth and free from irregularities, dents, sags, and holes. The Contractor shall be responsible for their adequacy.

The internal form ties shall be arranged so no metal will show in the concrete surface or discolor the surface when exposed to weathering when the forms are removed. All forms shall be wetted with water or with a non-staining mineral oil, which shall be applied immediately before the concrete is placed. Forms shall be constructed so they can be removed without injuring the concrete or concrete surface. The forms shall not be removed until at least 30 hours after concrete placement for vertical faces, walls, slender columns, and similar structures. Forms supported by falsework under slabs, beams, girders, arches, and similar construction shall not be removed until tests indicate the concrete has developed at least 60% of the design strength.

**610-3.10 Placing reinforcement.** All reinforcement shall be accurately placed, as shown on the plans, and shall be firmly held in position during concrete placement. Bars shall be fastened together at intersections. The reinforcement shall be supported by approved metal chairs. Shop drawings, lists, and bending details shall be supplied by the Contractor when required.

**610-3.11 Embedded items.** Before placing concrete, all embedded items shall be firmly and securely fastened in place as indicated. All embedded items shall be clean and free from coating, rust, scale, oil, or any foreign matter. The concrete shall be spaded and consolidated around and against embedded items. The embedding of wood shall not be allowed.

**610-3.12 Placing concrete.** All concrete shall be placed during daylight hours, unless otherwise approved. The concrete shall not be placed until the depth and condition of foundations, the adequacy of forms and falsework, and the placing of the steel reinforcing have been approved by the Engineer. Concrete shall be placed as soon as practical after mixing, but in no case later than one (1) hour after water has been added to the mix. The method and manner of placing shall avoid segregation and displacement of the reinforcement. Troughs, pipes, and chutes shall be used as an aid in placing concrete when necessary. The concrete shall not be dropped from a height of more than 5'-0". Concrete shall be deposited as nearly as practical in its final position to avoid segregation due to rehandling or flowing. Do not subject concrete to procedures which cause segregation. Concrete shall be placed on clean, damp surfaces, free from running water, or on a properly consolidated soil foundation.

**610-3.13 Vibration.** Vibration shall follow the guidelines in American Concrete Institute (ACI) Committee 309, Guide for Consolidation of Concrete. Where bars meeting ASTM A775 or A934 are used, the vibrators shall be equipped with rubber or non-metallic vibrator heads. Furnish a spare, working, vibrator on the job site whenever concrete is placed. Consolidate concrete slabs greater than 4" in depth with high frequency mechanical vibrating equipment supplemented by hand spading and tamping. Consolidate concrete slabs 4" or less in depth by wood tampers, spading, and settling with a heavy leveling straightedge. Operate internal vibrators with vibratory element submerged in the concrete, with a minimum frequency of not less than 6,000 cycles per minute when submerged. Do not use vibrators to transport the concrete in the forms. Penetrate the previously placed lift with the vibrator when more than one lift is required. Use external vibrators on the exterior surface of the forms when internal vibrators do not provide adequate consolidation of the concrete. Vibrators shall be manipulated to work the concrete thoroughly around the reinforcement and embedded fixtures and into corners and angles of the forms. The vibration at any point shall be of sufficient duration to accomplish compaction but shall not be prolonged to where segregation occurs. Concrete deposited under water shall be carefully placed in a compact mass in its final position by means of a tremie or other approved method and shall not be disturbed after placement.

**610-3.14 Construction joints.** If the placement of concrete is suspended, necessary provisions shall be made for joining future work before the placed concrete takes its initial set. For the proper bonding of old and new concrete, provisions shall be made for grooves, steps, reinforcing bars or other devices as specified. The work shall be arranged so that a section begun on any day shall be finished during daylight of the same day. Before depositing new concrete on or against concrete that has hardened, the surface of the hardened concrete shall be cleaned by a heavy steel broom, roughened slightly, wetted, and covered with a neat coating of cement paste or grout.

**610-3.15 Expansion joints.** Expansion joints shall be constructed at such points and dimensions as indicated on the drawings. The premolded filler shall be cut to the same shape as the surfaces being joined. The filler shall be fixed firmly against the surface of the concrete already in place so that it will not be displaced when concrete is deposited against it.

**610-3.16 Defective work.** Any defective work discovered after the forms have been removed, which in the opinion of the Engineer cannot be repaired satisfactorily, shall be immediately removed and replaced at the expense of the Contractor. Defective work shall include deficient dimensions, or bulged, uneven, or honeycomb on the surface of the concrete.

**610-3.17 Surface finish.** All exposed concrete surfaces shall be true, smooth, and free from open or rough areas, depressions, or projections. All concrete horizontal plane surfaces shall be brought flush to the proper elevation with the finished top surface struck-off with a straightedge and floated. Mortar finishing shall not be permitted, nor shall dry cement or sand-cement mortar be spread over the concrete during the finishing of horizontal plane surfaces.

The surface finish of exposed concrete shall be a rubbed finish. If forms can be removed while the concrete is still green, the surface shall be wetted and then rubbed with a wooden float until all irregularities are removed. If the concrete has hardened before being rubbed, a carborundum stone shall be used to finish the surface. When approved, the finishing can be done with a finishing machine.

**610-3.18 Curing and protection.** All concrete shall be properly cured and protected by the Contractor. The concrete shall be protected from the weather, flowing water, and from defacement of any nature during the project. The concrete shall be cured by covering with an approved material as soon as it has sufficiently hardened. Water-absorptive coverings shall be thoroughly saturated when placed and kept saturated for at least three (3) days following concrete placement. All curing mats or blankets shall be sufficiently weighted or tied down to keep the concrete surface covered and to prevent the surface from being exposed to air currents. Wooden forms shall be kept wet at all times until removed to prevent opening of joints and drying out of the concrete. Traffic shall not be allowed on concrete surfaces for seven (7) days after the concrete has been placed.

**610-3.19 Drains or ducts.** Drainage pipes, conduits, and ducts that are to be encased in concrete shall be installed by the Contractor before the concrete is placed. The pipe shall be held rigidly so that it will not be displaced or moved during the placing of the concrete.

**610-3.20 Cold weather placing.** When concrete is placed at temperatures below 40°F, the Contractor shall provide satisfactory methods and means to protect the mix from injury by freezing. The aggregates, or water, or both, shall be heated to place the concrete at temperatures between 50°F and 100°F.

Calcium chloride may be incorporated in the mixing water when directed by the Engineer. Not more than pounds of Type 1 nor more than 1.6 pounds of Type 2 shall be added per bag of cement. After the concrete has been placed, the Contractor shall provide sufficient protection such as cover, canvas, framework, heating apparatus, etc., to enclose and protect the structure and maintain the temperature of the mix at not less than 50°F until at least 60% of the designed strength has been attained.

**610-3.21 Hot weather placing.** Concrete shall be properly placed and finished with procedures previously submitted. The concrete-placing temperature shall not exceed 100°F when measured in accordance with ASTM C1064. Cooling of the mixing water and aggregates, or both, may be required to obtain an adequate placing temperature. A retarder meeting the requirements of paragraph 610-2.6 may be used to facilitate placing and finishing. Steel forms and reinforcement shall be cooled prior to concrete placement when steel temperatures are greater than 120°F. Conveying and placing equipment shall be cooled if necessary to maintain proper concrete-placing temperature. Submit the proposed materials and methods for review and approval by the Engineer, if concrete is to be placed under hot weather conditions.

**610-3.22 Filling joints.** All joints that require filling shall be thoroughly cleaned, and any excess mortar or concrete shall be cut out with proper tools. Joint filling shall not start until after final curing and shall be done only when the concrete is completely dry. The cleaning and filling shall be done with proper equipment to obtain a neat looking joint free from excess filler.



## METHOD OF MEASUREMENT

**610-4.1** There shall be no separate measurement and payment for work performed under this section of the specifications. All work performed shall be considered incidental to the work in which this item is required.

## TESTING REQUIREMENTS

ASTM C31	Standard Practice for Making and Curing Concrete Test Specimens in the Field
ASTM C39	Standard Test Method for Compressive Strength of Cylindrical Concrete Specimens
ASTM C136	Standard Test Method for Sieve or Screen Analysis of Fine and Coarse Aggregates
ASTM C138	Standard Test Method for Density (Unit Weight), Yield, and Air Content (Gravimetric) of Concrete
ASTM C143	Standard Test Method for Slump of Hydraulic-Cement Concrete
ASTM C231	Standard Test Method for Air Content of Freshly Mixed Concrete by the Pressure Method
ASTM C666	Standard Test Method for Resistance of Concrete to Rapid Freezing and Thawing
ASTM C1017	Standard Specification for Chemical Admixtures for Use in Producing Flowing Concrete
ASTM C1064	Standard Test Method for Temperature of Freshly Mixed Hydraulic-Cement Concrete
ASTM C1077	Standard Practice for Agencies Testing Concrete and Concrete Aggregates for Use in Construction and Criteria for Testing Agency Evaluation
ASTM C1260	Standard Test Method for Potential Alkali Reactivity of Aggregates (Mortar-Bar Method)
ASTM C1567	Standard Test Method for Determining the Potential Alkali-Silica Reactivity of Combinations of Cementitious Materials and Aggregates (Accelerated Mortar-Bar Method)
ASTM E329	Standard Specification for Agencies Engaged in Construction Inspection, Testing, or Special Inspection

US Army Corps of Engineers (USACE) Concrete Research Division (CRD) C662  
Determining the Potential Alkali-Silica Reactivity of Combinations of Cementitious Materials, Lithium Nitrate Admixture and Aggregate (Accelerated Mortar-Bar Method)

## MATERIAL REQUIREMENTS

ASTM A184	Standard Specification for Welded Deformed Steel Bar Mats for Concrete Reinforcement
ASTM A185	Standard Specification for Steel Welded Wire Reinforcement, Plain, for Concrete
ASTM A615	Standard Specification for Deformed and Plain Carbon-Steel Bars for Concrete Reinforcement
ASTM A704	Standard Specification for Welded Steel Plain Bar or Rod Mats for Concrete Reinforcement
ASTM A706	Standard Specification for Low-Alloy Steel Deformed and Plain Bars for Concrete Reinforcement
ASTM A775	Standard Specification for Epoxy-Coated Steel Reinforcing Bars
ASTM A934	Standard Specification for Epoxy-Coated Prefabricated Steel Reinforcing Bars

ASTM A1064	Standard Specification for Carbon-Steel Wire and Welded Wire Reinforcement, Plain and Deformed, for Concrete
ASTM C33	Standard Specification for Concrete Aggregates
ASTM C94	Standard Specification for Ready-Mixed Concrete
ASTM C150	Standard Specification for Portland Cement
ASTM C171	Standard Specification for Sheet Materials for Curing Concrete
ASTM C172	Standard Practice for Sampling Freshly Mixed Concrete
ASTM C260	Standard Specification for Air-Entraining Admixtures for Concrete
ASTM C309	Standard Specification for Liquid Membrane-Forming Compounds for Curing Concrete
ASTM C494	Standard Specification for Chemical Admixtures for Concrete
ASTM C595	Standard Specification for Blended Hydraulic Cements
ASTM C618	Standard Specification for Coal Fly Ash and Raw or Calcined Natural Pozzolan for Use in Concrete
ASTM D1751	Standard Specification for Preformed Expansion Joint Filler for Concrete Paving and Structural Construction (Nonextruding and Resilient Asphalt Types)
ASTM D1752	Standard Specification for Preformed Sponge Rubber Cork and Recycled PVC Expansion Joint Fillers for Concrete Paving and Structural Construction
ACI 305R	Hot Weather Concreting
ACI 306R	Cold Weather Concreting
ACI 309R	Guide for Consolidation of Concrete

**END OFSECTION**

**ITEM P-620**

**RUNWAY AND TAXIWAY MARKING**

**DESCRIPTION**

**620-1.1** This item shall consist of the preparation and painting of numbers, markings, and stripes on the surface of runways, taxiways, and aprons, in accordance with these specifications and at the locations shown on the plans, or as directed by the Engineer. The terms “paint” and “marking material” as well as “painting” and “application of markings” are interchangeable throughout this specification.

**MATERIALS**

**620-2.1 Materials acceptance.** The Contractor shall furnish manufacturer’s certified test reports, for materials shipped to the project. The certified test reports shall include a statement that the materials meet the specification requirements. This certification along with a copy of the paint manufacturer’s surface preparation; marking materials, including adhesion, flow promoting and/or floatation additive; and application requirements must be submitted and approved by the Engineer prior to the initial application of markings. The reports can be used for material acceptance or the Engineer may perform verification testing. The reports shall not be interpreted as a basis for payment. The Contractor shall notify the Engineer upon arrival of a shipment of materials to the site. All material shall arrive in sealed containers that are easily quantifiable for inspection by the Engineer.

**620-2.2 Marking materials.**

**Table 1. Marking Materials**

<b>Paint<sup>1</sup></b>				<b>Glass Beads<sup>2</sup></b>	
<b>Type</b>	<b>Color</b>	<b>Fed Std. 595 Number</b>	<b>Application Rate Maximum</b>	<b>Type</b>	<b>Application Rate Minimum</b>
Type II Waterborne (permanent)	Yellow	33538 or 33655	115 ft <sup>2</sup> /gal	Type III	10 lb/gal
Type II Waterborne (temporary)	Yellow	33538 or 33655	230 ft <sup>2</sup> /gal	N/A	N/A

<sup>1</sup> See paragraph 620-2.2a

<sup>2</sup> See paragraph 620-2.2b

**a. Paint.** Paint shall be waterborne in accordance with the requirements of this paragraph. Paint colors shall comply with Federal Standard No. 595. 33538 or 33655

**Waterborne.** Paint shall meet the requirements of Federal Specification TT-P-1952F, Type II. The non-volatile portion of the vehicle for all paint types shall be composed of a 100% acrylic polymer as determined by infrared spectral analysis.

**b. Reflective media.** Glass beads for yellow paint shall meet the requirements for Federal Specification TT-B-1325D Type III.

Glass beads shall be treated with all compatible coupling agents recommended by the manufacturers of the paint and reflective media to ensure adhesion and embedment.

Glass beads shall not be used in black and green paint.

**c. Microbicide.** All Waterborne paint shall contain a microbicide that provides microbial efficacy for a period of no less than 3 years. The microbicide shall be blended homogeneously with the paint under high speed dispersion during production by the supplier/manufacturer. The final homogenous blend of microbicide treated paint shall conform to the same viscosity stability standards as specified in TT-P-1952 F.

i. Dow (formerly Rohm and Hass) Rocima 63 microbicide (or other approved equivalent) shall be added at a rate of 10 pounds per 100 gallons of paint. Other products may be available that meet or exceed these specifications.

## CONSTRUCTION METHODS

**620-3.1 Weather limitations.** Painting shall only be performed when the surface is dry, and the ambient temperature is at least 45°F and rising and the pavement surface temperature is at least 5°F above the dew point or when conditions meet the manufacturer's recommendations in accordance with paragraph 620-2.1. Painting operations shall be discontinued when the ambient or surface temperatures does not meet the manufacturer's recommendations. Markings shall not be applied when the wind speed exceeds 10 mph unless windscreens are used to shroud the material guns. Markings shall not be applied when weather conditions are forecasts to not be within the manufacturers' recommendations for application and dry time.

**620-3.2 Equipment.** Equipment shall include the apparatus necessary to properly clean the existing surface, a mechanical marking machine, a bead dispensing machine, and such auxiliary hand-painting equipment as may be necessary to satisfactorily complete the job.

The mechanical marker shall be an atomizing spray-type or airless type marking machine with automatic glass bead dispensers suitable for application of traffic paint. It shall produce an even and uniform film thickness and appearance of both paint and glass beads at the required coverage and shall apply markings of uniform cross-sections and clear-cut edges without running or spattering and without over spray. The marking equipment for both paint and beads shall be calibrated daily.

**620-3.3 Preparation of surfaces.** Immediately before application of the paint, the surface shall be dry and free from dirt, grease, oil, laitance, or other contaminates that would reduce the bond between the paint and the pavement. The area to be painted shall be cleaned by waterblasting, shotblasting, grinding, sandblasting, or by other methods as required to remove all contaminants without damage to the pavement surface. Use of any chemicals or impact abrasives during surface preparation shall be approved in advance by the Engineer. After the cleaning operations, sweeping, blowing, or rinsing with pressurized water shall be performed to ensure the surface is clean and free of grit or other debris left from the cleaning process.

**a. Preparation of new pavement surfaces.** The area to be painted shall be cleaned by broom, blower, water blasting, or by other methods approved by the Engineer to remove all contaminants, including PCC curing compounds, minimizing damage to the pavement surface.

**b. Preparation of pavement to remove existing markings.** Existing pavement markings shall be removed by rotary grinding, water blasting, or by other methods approved by the Engineer minimizing

damage to the pavement surface. The removal area may need to be larger than the area of the markings to eliminate ghost markings. After removal of markings on asphalt pavements, apply a fog seal or seal coat to 'block out' the removal area to eliminate 'ghost' markings.

**c. Preparation of pavement markings prior to remarking.** Prior to remarking existing markings, loose existing markings must be removed minimizing damage to the pavement surface, with a method approved by the Engineer. After removal, the surface shall be cleaned of all residue or debris.

Prior to the application of markings, the Contractor shall certify in writing that the surface is dry and free from dirt, grease, oil, laitance, or other foreign material that would prevent the bond of the paint to the pavement or existing markings. This certification along with a copy of the paint manufacturer's application and surface preparation requirements must be submitted to the Engineer prior to the initial application of markings.

**620-3.4 Layout of markings.** The proposed markings shall be laid out in advance of the paint application. The locations of markings to receive glass beads shall be shown on the plans. The locations of markings to receive silica sand shall be shown on the plans.

**620-3.5 Application.** Proposed yellow markings are to be applied in two (2) separate applications as per Table 1. Application 1 is a temporary application and shall be Type II waterborne yellow including microbicide and is to be applied upon completion of paving operations at the rate of 230 sf/gal. No reflective material is to be included. Application 2 is a permanent application and shall be Type II waterborne yellow including reflective material and microbicide and is to be applied 30 days after Application 1 at the full rate of 115 sf/gal. The reflective material in Application 2 shall be Type III glass beads applied at a minimum 10 lbs/gal. Paint shall be applied at the locations and to the dimensions and spacing shown on the plans. Paint shall not be applied until the layout and condition of the surface has been approved by the Engineer.

The edges of the markings shall not vary from a straight line more than 1/2 inch (12 mm) in 50 feet (15 m), and marking dimensions and spacing shall be within the following tolerances:

**Marking Dimensions and Spacing Tolerance**

<b>Dimension and Spacing</b>	<b>Tolerance</b>
36 inch or less	±1/2 inch
greater than 36 inch to 6 feet	±1 inch
greater than 6 feet to 60 feet	±2 inch
greater than 60 feet	±3 inch

The paint shall be mixed in accordance with the manufacturer's instructions and applied to the pavement with a marking machine at the rate shown in Table 1. The addition of thinner will not be permitted.

Glass beads shall be distributed upon the marked areas at the locations shown on the plans to receive glass beads immediately after application of the paint. A dispenser shall be furnished that is properly designed for attachment to the marking machine and suitable for dispensing glass beads. Glass beads shall be applied at the rate shown in Table 1. Glass beads shall not be applied to black paint or green paint. Glass beads shall adhere to the cured paint or all marking operations shall cease until corrections are made. Different bead types shall not be mixed. Regular monitoring of glass bead embedment and distribution should be performed.

**620-3.6 Application--preformed thermoplastic airport pavement markings.**

Preformed thermoplastic pavement markings not used.

**620-3.7 Control strip.** Prior to the full application of airfield markings, the Contractor shall prepare a control strip in the presence of the Engineer. The Contractor shall demonstrate the surface preparation method and all striping equipment to be used on the project. The marking equipment must achieve the prescribed application rate of paint and population of glass beads (per Table 1) that are properly embedded and evenly distributed across the full width of the marking. Prior to acceptance of the control strip, markings must be evaluated during darkness to ensure a uniform appearance.

**620-3.8 Retro-reflectance.** Reflectance shall be measured with a portable retro-reflectometer meeting ASTM E1710 (or equivalent). A total of 6 reading shall be taken over a 6 square foot area with 3 readings taken from each direction. The average shall be equal to or above the minimum levels of all readings which are within 30% of each other.

**Minimum Retro-Reflectance Values**

Material	Retro-reflectance mcd/m <sup>2</sup> /lux		
	White	Yellow	Red
Initial Type I	300	175	35
Initial Type III	600	300	35
Initial Thermoplastic	225	100	35
All materials, remark when less than <sup>1</sup>	100	75	10

<sup>1</sup> Prior to remarking determine if removal of contaminants on markings will restore retro-reflectance

**620-3.7 Protection and cleanup.** After application of the markings, all markings shall be protected from damage until dry. All surfaces shall be protected from excess moisture and/or rain and from disfiguration by spatter, splashes, spillage, or drippings. The Contractor shall remove from the work area all debris, waste, loose reflective media, and by-products generated by the surface preparation and application operations to the satisfaction of the Engineer. The Contractor shall dispose of these wastes in strict compliance with all applicable state, local, and federal environmental statutes and regulations.

**METHOD OF MEASUREMENT**

**620-4.1a** The quantity of permanent runway and taxiway markings to be paid for shall be measured by the number of square feet for each type of marking specified.

**620-4.1b** The quantity of temporary markings to be paid for shall be the number of square feet of painting performed in accordance with the specifications and accepted by the Engineer. Temporary marking includes surface preparation and application of the temporary marking.

## **BASIS OF PAYMENT**

**620-5.1a** Payment shall be made at the respective contract price per square foot for runway and taxiway painting to include reflective media. This price shall be full compensation for furnishing all materials and for all labor, equipment, tools, and incidentals necessary to complete the item complete in place and accepted by the Engineer in accordance with these specifications.

**620-5.1b** Payment for temporary markings shall be made at the contract price for the number of square feet of painting. This price shall be full compensation for furnishing all materials and for all labor, equipment, tools, and incidentals necessary to complete the item.

Payment will be made under:

- Item P-620-5.1-1 - Runway and Taxiway Marking, Permanent, Yellow, Reflective with Microbicide - per square foot.
- Item P-620-5.1-2 - Runway and taxiway Marking, Temporary, Yellow, Non-Reflective with Microbicide – per square foot.

## **REFERENCES**

The publications listed below form a part of this specification to the extent referenced. The publications are referred to within the text by the basic designation only.

ASTM International (ASTM)

ASTM D476	Standard Classification for Dry Pigmentary Titanium Dioxide Products
ASTM D968	Standard Test Methods for Abrasion Resistance of Organic Coatings by Falling Abrasive
ASTM D1652	Standard Test Method for Epoxy Content of Epoxy Resins
ASTM D2074	Standard Test Method for Total, Primary, Secondary, and Tertiary Amine Values of Fatty Amines by Alternative Indicator Method
ASTM D2240	Standard Test Method for Rubber Property - Durometer Hardness
ASTM D7585	Standard Practice for Evaluating Retroreflective Pavement Markings Using Portable Hand-Operated Instruments
ASTM E303	Standard Test Method for Measuring Surface Frictional Properties Using the British Pendulum Tester
ASTM E1710	Standard Test Method for Measurement of Retroreflective Pavement Marking Materials with CEN-Prescribed Geometry Using a Portable Retroreflectometer
ASTM E2302	Standard Test Method for Measurement of the Luminance Coefficient Under Diffuse Illumination of Pavement Marking Materials Using a Portable Reflectometer
ASTM G154	Standard Practice for Operating Fluorescent Ultraviolet (UV) Lamp Apparatus for Exposure of Nonmetallic Materials

P-620-5

Code of Federal Regulations (CFR)

40 CFR Part 60, Appendix A-7, Method 24

Determination of volatile matter content, water content, density, volume solids, and weight solids of surface coatings

29 CFR Part 1910.1200 Hazard Communication

Federal Specifications (FED SPEC)

FED SPEC TT-B-1325D      Beads (Glass Spheres) Retro-Reflective

FED SPEC TT-P-1952F      Paint, Traffic and Airfield Marking, Waterborne

FED STD 595                Colors used in Government Procurement

Commercial Item Description

A-A-2886B                Paint, Traffic, Solvent Based

Advisory Circulars (AC)

AC 150/5340-1           Standards for Airport Markings

AC 150/5320-12          Measurement, Construction, and Maintenance of Skid Resistant Airport Pavement Surfaces

**END OF ITEM P-620**



## ITEM P-622

### CRACK AND JOINT SEALING-BITUMINOUS PAVEMENT

#### DESCRIPTION

**622-1.1** This item shall consist of routing, heat lancing, and sealing the existing transverse and longitudinal cracks and joints and random cracks in bituminous pavements in accordance with these specifications and in reasonably close conformity with the details shown on the plans.

Existing sealed cracks in satisfactory condition as determined by the Engineer shall not be resealed.

The quantity shown is for bidding purposes and has been approximated. Actual payment for the work will be determined by field measurements of the work completed. The Engineer will determine the cracks and joints to be filled.

#### MATERIALS

**622-2.1 Sealant material.** The sealant material shall be a hot pour elastimeric type conforming to the requirements of ASTM D 6690 Type II, together with the following modifications:

Cone Penetration at 77°F (25°C), 150 g, 5 sec	50 – 90
Flow at 140°F (60°C), 75 degree angle, 5 hrs	5 mm
Bond at 0°F (-18°C), 100 percent extension, 1/2" (12.7mm) thick specimen	Pass 5 cycles
Resilience at 77°F (25°C)	25 - 60

Storage, heating instructions, and cautions shall be printed on each box of sealant. The sealant must be able to be reheated to application temperature at least once after the initial heat up without degradation of sealant specifications. Sealant shall have an application life at application temperature of approximately 12 to 15 hours.

**622-2.2 Backer rod.** Backer rod material shall meet the requirements of ASTM D 5249, Type 1, and shall be compressible, non-shrinkable, nonabsorbent, and compatible with the sealant. The rod shall not soften or melt at application temperature of sealant. Minimum rod diameter shall be at least 25 percent great than the nominal width of crack or sealant reservoir in which rod is placed.

**622-2.3 Hot mix asphalt.** The mix shall be a 0.5 inch mix conforming to specification P-401 Plant Mix Bituminous Pavement.

#### EQUIPMENT

**622-3.1 General requirements.** Furnish all equipment, tools, and accessories necessary to prepare and clean cracks and install sealants and repair materials. Machines, rollers, tools, and equipment used in the work shall be approved by the Engineer before the work is started and shall be maintained in proper working condition at all times.

P-622-1

**622-3.2 Crack routing equipment.** The routing equipment shall be a self-powered machine operating a power driven tool or bit specifically designed for routing cracks in bituminous pavement. The bit shall rotate about a vertical axis at sufficient speed to cut a smooth vertical-walled reservoir in the pavement surface and shall maintain accurate cutting without damaging the sides or top edges of the reservoir. The router shall be capable of following the trace of the crack without deviation. The use of rotary impact routing devices will not be permitted for cleaning cracks except when vertical-sided carbide tipped bits approved by the Engineer are used.

**622-3.3 Crack preparation.** Either a vertical spindle router or a concrete saw shall be used to clean cracks and form the minimum sealant reservoir required. When formation of a sealant reservoir is not required, a wire brush supplemented by sandblasting may be used for cleaning. If the equipment used or its operator cannot obtain proper crack preparation and without damage to asphalt pavement to remain, the work will not be allowed to continue until the cause of the unsatisfactory work is remedied.

**a. Vertical spindle router.** Router bits of diameter indicated shall be on hand to work the existing variable width cracks. The router shall be able to follow the crack, remove any old sealant, and widen the crack as indicated without chipping or spalling the bituminous pavement around the crack.

**b. Concrete saw.** The saw shall be equipped with a 6-inch diameter or less diamond or abrasive blade capable of closely following cracks without damaging or over cutting adjacent pavement.

**c. Wire brush.** The cleaning equipment shall be a self-powered machine operating a power-driven wire brush suitable for cleaning cracks in bituminous pavement. The wire brush shall remove debris from the crack without unduly damaging the edges of sound pavement.

**622-3.4 Sandblasting equipment.** Equipment shall include air compressor, hose, and nozzles of proper size, shape, and opening capable of removing foreign material from cracks. Attach an adjustable guide to the nozzle that will hold the nozzle aligned with the crack to effectively clean without damage to asphalt edges. Adjust the height, angle of inclination, and size of nozzle to sandblast and clean the crack.

**622-3.5 Air compressor.** Provide portable air compressor capable of operating the air blasting and sandblasting equipment and capable of blowing out sand, water, dust, and other objectionable materials from the cracks. The compressor shall furnish oil free air at a pressure not less than 100 psi and a minimum rate of 150 cfm at the nozzles. The compressor shall be equipped with traps that maintain the compressed air free of oil and water.

**622-3.6 Hot compressed-air (hca) heat lance.** Provide a HCA heat lance to warm, dry, and clean the crack when the sealing operation must be conducted in less than desirable conditions and as directed by Engineer. Undesirable conditions occur following rain or when the pavement temperature is below 50 degrees F. The heat lance shall be capable of producing heated air at 2,500 degrees F and at a minimum velocity of 2,000 feet per second. Heating the cracks using direct flame methods shall not be permitted.

**622-3.7 Vacuum sweeper.** Provide self-propelled, vacuum pickup sweepers capable of completely removing all cuttings, loose sand, water, and debris from pavement surface and cracks.

**622-3.8 Hot-applied sealant equipment.** Install hot-applied sealant materials with unit applicators recommended and approved by the sealant manufacturer that will heat and extrude the sealant. Equip the mobile units with double-wall agitator type kettles with an oil medium in the outer space for heat transfer, a direct-connected pressure-type extruding device with nozzle or nozzles shaped for insertion in the cracks to be filled, and positive devices for controlling the temperature of oil and sealer. Design the

applicator so that the sealant will circulate through the delivery hose and return to the kettle when not sealing. Insulate the applicator wand from the kettle to the nozzle. Select dimensions of the nozzles such that the tip of the nozzle will easily feed sealant into the void space of the crack. Equip the nozzle tip with a metal crossbar to assure that the top of the sealant fed into the sealant reservoir is level and within the indicated tolerance below the pavement surface.

## **SUBMITTALS**

**622-4.1 Submittals.** No installation of materials will be allowed until all submittals have been received and accepted.

**a. Manufacturer's catalog data and instructions.** Submit copies of manufacturer's catalog data and recommendations for sealant installation and equipment use.

**b. Equipment list and statements.** Submit a list and description of the sealant installation equipment, including model and serial number, to be used and a statement from the supplier of the sealant that the proposed equipment is acceptable for installing the specified sealant.

**c. Certified test reports.** Submit certification that sealant to be used meets the specification.

## **CONSTRUCTION METHODS**

**622-5.1 Sealant delivery and storage.** Each lot or batch of sealant compound shall be delivered to the job site in the manufacturer's original sealed container. Each container shall be marked with the manufacturer's name, batch or lot number, shelf life, and the safe heating temperature and shall be accompanied by the manufacturer's certification stating that the compound meets the requirements of this specification. Materials delivered to the job site shall be inspected for defects, unloaded, and stored with a minimum of handling to avoid damage. Storage facilities shall be provided at the job site to protect materials from weather and to maintain them at temperatures as recommended by the manufacturer.

**622-5.2 Weather limitations.** Do not proceed when weather conditions detrimentally affect the quality of cleaning or preparing cracks and applying sealants and repair materials. Apply sealants only if the pavement temperature is at least 50 degrees F and sealant reservoirs are dry unless an approved HCA heat lance is used. Materials shall be protected from free moisture.

**608-5.3 Crack preparation.** Final cleaning operations shall be accomplished immediately in advance of sealing operations. No sealant shall be installed until all cracks have been cleaned by removing existing defective sealants, dirt, vegetation\*, and other foreign material with the equipment specified herein, but not limited thereto. Remove deteriorated and cracked bituminous pavement adjacent to the crack. Cleaning procedures which damage pavements by chipping or spalling will not be permitted. Preparation shall be as follows:

**a. Minor cracks.** Cracks less than 1/4 inch wide do not need to be sealed.

**b. Small cracks.** Cracks 1/4 to 1/2 inch wide, measured at the pavement surface shall be routed to a width of not less than 1/2 inch and to a minimum depth of 3/4 inch. The routed crack shall be sandblasted and cleaned using compressed air.

**c. Medium cracks.** Cracks 1/2 to 1-1/2 inches wide at the pavement surface shall be wire brushed or sandblasted and cleaned using compressed air.

**d. Large cracks.** Cracks greater than 1-1/2 inches wide at the pavement surface shall be cleaned by wire brushing or sandblasting and air blasting. Contiguous bituminous pavement that is cracked and deteriorated shall be removed to sound pavement.

\*When vegetation exists in the cracks and joints, it shall be removed and those cracks and joints shall be treated with an herbicide that sterilizes the soil subject to the approval of the Engineer.

**622-5.4 Backup material.** Backer rod material, at option of Contractor, may be inserted into the lower portion of cracks to be sealed as indicated on the drawings. Care shall be taken to ensure that the backup material is wedged in place at the specified minimum depth to avoid rod flotation.

**622-5.5 Preparation of sealant.** Hot-applied sealants shall not be heated in excess of the safe heating temperature recommended by the manufacturer as shown on the sealant containers. Sealant that has been overheated or subjected to application temperatures for over 4 hours or that has remained in the applicator at the end of the day's operation shall be withdrawn and wasted.

**622-5.6 Installation of sealant.**

**a. Time of application.** Cracks shall be sealed immediately following final cleaning of the crack walls and following the placement of the backup material when used. Cleaned cracks that cannot be sealed immediately or that have been exposed to rain prior to sealing, shall be re-cleaned and allowed to dry, or dried and blown out with a HCA heat lance, prior to installing the sealant.

**b. Sealing the crack.** Immediately preceding, but not more than 50 feet ahead of the crack sealing operations, a final cleaning with compressed air or HCA heat lance shall be performed. The cracks shall be filled from the bottom up and the sealant recessed below the pavement surface as shown on the drawings. Overfilling the cracks shall not be permitted. Excess or spilled sealant shall be removed from the pavement by approved methods and discarded. The sealant shall be installed in such a manner as to prevent the formation of voids and entrapped air. Several passes with the applicator wand may be necessary to obtain the specified sealant depth from the pavement surface. Sealant lost in unbacked or poorly backed cracks shall be replaced at no cost to the Owner. In no case shall gravity methods or pouring pots be used to install the sealant material. Traffic shall not be permitted over newly sealed pavement until sealant has properly cured to a state that pick-up or dislodgement by traffic will not occur. Cracks shall be checked frequently to ensure that the newly installed sealant is cured to a tack-free condition within 3 hours.

**622-5.7 Crack sealant installation test section.** Prior to cleaning and sealing of cracks for the entire project, a test section at least 200 linear feet long shall be prepared using the specified materials and approved equipment, to demonstrate the proposed sealing of all cracks of the project. Following the completion of the test section and before any other crack is sealed, the test section shall be inspected by the Engineer to determine that the materials and installation meet the requirements specified. If materials or installation do not meet requirements, the materials shall be removed and the cracks re-cleaned and resealed at no cost to the Owner. When the test section meets the requirements, it may be incorporated into the permanent work and paid for at the contract unit price per linear foot for sealing items scheduled. All other cracks shall be sealed in the manner approved for sealing the test section.

**622-5.8 Repair of large cracks.** After preparation and cleaning of large cracks, inside crack surfaces shall be tack coated with an approved tack coat material. The crack shall be over-filled with hot mixed asphalt and then densely compacted by methods approved by the Engineer to a finish elevation level with adjacent pavement surfaces. No separate payment will be made for the tack coat or hot mix asphalt used

in the repair of cracks. These materials are considered incidental to crack repair and their cost shall be included in the bid unit price for repair of large cracks.

**622-5.9 Pavement cleaning and protection.** The pavement surface and all work areas shall be left in a clean condition. Vehicular traffic shall not be permitted on the pavement in the areas of the treated cracks and joints during the curing period. The contractor shall supply all temporary traffic control devices (barricades, cones, signing, etc.) to protect the sealant, as required and approved by the Engineer. Any damage to uncured sealant shall be repaired at the contractor's expense.

**622-5.10 Acceptance.** The crack sealant shall be inspected for proper cure and set rate, proper recess, adhesion to the bituminous pavement, cohesive unity within the sealant, foreign objects, entrapped air, voids, and other defects. Sealants exhibiting any deficiencies at any time prior to the final acceptance of the project shall be removed from the crack, wasted, and replaced as specified herein at no additional cost to the Owner.

#### **METHOD OF MEASUREMENT**

**622-6.1** No separate measurement to be made for crack and joint sealing for bituminous pavement. Costs shall be incidental to P-101.

#### **BASIS OF PAYMENT**

**622-7.1** No separate payment to be made for crack and joint sealing for bituminous pavement. Costs shall be incidental to P-101.

#### **MATERIAL REQUIREMENTS**

ASTM D 5249	Backer Material for Use with Cold- and Hot-Applied Joint Sealants in Portland Cement Concrete and Asphalt Joints
ASTM D 6690	Joint and Crack Sealants, Hot-Applied, for Concrete and Asphalt Pavements.

#### **END OF ITEM P-622**

P-622-5

## ITEM D-701

### PIPE FOR STORM DRAINS AND CULVERTS

#### DESCRIPTION

**701-1.1** This item shall consist of the construction of pipe culverts and storm drains in accordance with these specifications and in reasonably close conformity with the lines and grades shown on the plans.

#### MATERIALS

**701-2.1** Materials shall meet the requirements shown on the plans and specified below. Underground piping and components used in drainage systems for terminal and aircraft fueling ramp drainage shall be noncombustible and inert to fuel in accordance with National Fire Protection Association (NFPA) 415.

**701-2.2 Pipe.** The pipe shall be of the type called for on the plans or in the proposal and shall be in accordance with the following appropriate requirements:

AASHTO M167	Standard Specification for Corrugated Steel Structural Plate, Zinc-Coated, for Field-Bolted Pipe, Pipe-Arches, and Arches
AASHTO M190	Standard Specification for Bituminous-Coated Corrugated Metal Culvert Pipe and Pipe Arches
AASHTO M196	Standard Specification for Corrugated Aluminum Pipe for Sewers and Drains
AASHTO M219	Standard Specification for Corrugated Aluminum Alloy Structural Plate for Field-Bolted Pipe, Pipe-Arches, and Arches
AASHTO M243	Standard Specification for Field-Applied Coating of Corrugated Metal Structural Plate for Pipe, Pipe-Arches, and Arches
AASHTO M252	Standard Specification for Corrugated Polyethylene Drainage Pipe
AASHTO M294	Standard Specification for Corrugated Polyethylene Pipe, 12" to 60" Diameter
AASHTO M304	Standard Specification for Poly (Vinyl Chloride) (PVC) Profile Wall Drain Pipe and Fittings Based on Controlled Inside Diameter
AASHTO MP20	Standard Specification for Steel Reinforced Polyethylene (PE) Ribbed Pipe, 12" to 36" Diameter
AASHTO R73	Standard Practice for Evaluation of Precast Concrete Drainage Productions
ASTM A760	Standard Specification for Corrugated Steel Pipe, Metallic-Coated for Sewers and Drains
ASTM A761	Standard Specification for Corrugated Structural Steel Plate, Zinc-Coated, for Field-Bolted Pipe, Pipe-Arches, and Arches

ASTM A762	Standard Specification for Corrugated Steel Pipe, Polymer Precoated for Sewers and Drains
ASTM A849	Standard Specification for Post Applied Coatings, Pavings, and Linings for Corrugated Steel Sewer and Drainage Pipe
ASTM B745	Standard Specification for Corrugated Aluminum Pipe for Sewers and Drains
ASTM C14	Standard Specification for Nonreinforced Concrete Sewer, Storm Drain, and Culvert Pipe
ASTM C76	Standard Specification for Reinforced Concrete Culvert, Storm Drain, and Sewer Pipe
ASTM C506	Standard Specification for Reinforced Concrete Arch Culvert, Storm Drain, and Sewer Pipe
ASTM C507	Standard Specification for Reinforced Concrete Elliptical Culvert, Storm Drain, and Sewer Pipe
ASTM C655	Standard Specification for Reinforced Concrete D-Load Culvert, Storm Drain, and Sewer Pipe
ASTM C1433	Standard Specification for Precast Reinforced Concrete Monolithic Box Sections for Culverts, Storm Drains, and Sewers
ASTM C1479	Standard Practice for Installation of Precast Concrete Sewer, Storm Drain, and Culvert Pipe Using Standard Installations
ASTM C1577	Standard Specification for Precast Reinforced Concrete Monolithic Box Sections for Culverts, Storm Drains, and Sewers Designed According to AASHTO LRFD
ASTM C1786	Standard Specification for Segmental Precast Reinforced Concrete Box Sections for Culverts, Storm Drains, and Sewers Designed According to AASHTO LRFD
ASTM C1840	Standard Practice for Inspection and Acceptance of Installed Reinforced Concrete Culvert, Storm Drain, and Storm Sewer Pipe
ASTM D3262	Standard Specification for “Fiberglass” (Glass-Fiber-Reinforced Thermosetting-Resin) Sewer Pipe
ASTM D4161	Standard Specification for “Fiberglass” (Glass-Fiber-Reinforced Thermosetting-Resin) Pipe Joints Using Flexible Elastomeric Seals
ASTM F667	Standard Specification for 3 through 24 in Corrugated Polyethylene Pipe and Fittings
ASTM F714	Standard Specification for Polyethylene (PE) Plastic Pipe (DR-PR) Based on Outside Diameter
ASTM F794	Standard Specification for Poly (Vinyl Chloride) (PVC) Profile Gravity Sewer Pipe and Fittings Based on Controlled Inside Diameter
ASTM F894	Standard Specification for Polyethylene (PE) Large Diameter Profile Wall Sewer and Drain Pipe

ASTM F949	Standard Specification for Poly (Vinyl Chloride) (PVC) Corrugated Sewer Pipe with a Smooth Interior and Fittings
ASTM F2435	Standard Specification for Steel Reinforced Polyethylene (PE) Corrugated Pipe
ASTM F2562	Specification for Steel Reinforced Thermoplastic Ribbed Pipe and Fittings for Non-Pressure Drainage and Sewerage
ASTM F2736	Standard Specification for 6 to 30 in. Polypropylene (PP) Corrugated Single Wall Pipe and Double Wall Pipe
ASTM F2764	Standard Specification for 30 to 60 in. Polypropylene (PP) Triple Wall Pipe and Fittings for Non-Pressure Sanitary Sewer Applications
ASTM F2881	Standard Specification for 12 to 60 in. Polypropylene (PP) Dual Wall Pipe and Fittings for Non-Pressure Storm Sewer Applications
ASTM D3034	Standard Specification for Type PSM Poly (Vinyl Chloride) (PVC) Sewer Pipe and Fittings

**701-2.3 Concrete.** Concrete for pipe cradles shall have a minimum compressive strength of 2000 psi (13.8 MPa) at 28 days and conform to the requirements of ASTM C94.

**701-2.4 Rubber gaskets.** Rubber gaskets for rigid pipe shall conform to the requirements of ASTM C443. Rubber gaskets for PVC pipe, polyethylene, and polypropylene pipe shall conform to the requirements of ASTM F477. Rubber gaskets for zinc-coated steel pipe and precoated galvanized pipe shall conform to the requirements of ASTM D1056, for the “RE” closed cell grades. Rubber gaskets for steel reinforced thermoplastic ribbed pipe shall conform to the requirements of ASTM F477.

**701-2.5 Joint mortar.** Pipe joint mortar shall consist of one part Portland cement and two parts sand. The Portland cement shall conform to the requirements of ASTM C150, Type I. The sand shall conform to the requirements of ASTM C144.

**701-2.6 Joint fillers.** Poured filler for joints shall conform to the requirements of ASTM D6690.

**701-2.7 Plastic gaskets.** Plastic gaskets shall conform to the requirements of AASHTO M198 (Type B).

**701-2.8. Controlled low-strength material (CLSM).** Controlled low-strength material shall conform to the requirements of Item P-153. When CLSM is used, all joints shall have gaskets

**701-2.9 Precast box culverts.** Manufactured in accordance with and conforming to ASTM C1433.

**701-2.10 Precast concrete pipe.** Precast concrete structures shall be furnished by a plant meeting National Precast Concrete Association Plant Certification Program or American Concrete Pipe Association QCast Plant Certification.

## CONSTRUCTION METHODS

**701-3.1 Excavation.** The width of the pipe trench shall be sufficient to permit satisfactory jointing of the pipe and thorough tamping of the bedding material under and around the pipe, but it shall not be less than the external diameter of the pipe plus 12 inches on each side. The trench walls shall be approximately vertical.

The Contractor shall comply with all current federal, state and local rules and regulations governing the safety of men and materials during the excavation, installation and backfilling operations. Specifically, the



Contractor shall observe that all requirements of the Occupational Safety and Health Administration (OSHA) relating to excavations, trenching and shoring are strictly adhered to. The width of the trench shall be sufficient to permit satisfactorily jointing of the pipe and thorough compaction of the bedding material under the pipe and backfill material around the pipe, but it shall not be greater than the widths shown on the plans trench detail.

Where rock, hardpan, or other unyielding material is encountered, the Contractor shall remove it from below the foundation grade for a depth of at least 8 inch or 1/2 inch for each foot of fill over the top of the pipe (whichever is greater) but for no more than three-quarters of the nominal diameter of the pipe. The excavation below grade should be filled with granular material to form a uniform foundation.

Where a firm foundation is not encountered at the grade established, due to soft, spongy, or other unstable soil, the unstable soil shall be removed and replaced with approved granular material for the full trench width. The RPR shall determine the depth of removal necessary. The granular material shall be compacted to provide adequate support for the pipe.

The excavation for pipes placed in embankment fill shall not be made until the embankment has been completed to a height above the top of the pipe as shown on the plans.

**701-3.2 Bedding.** The bedding surface for the pipe shall provide a foundation of uniform density to support the pipe throughout its entire length.

**a. Rigid pipe.** The pipe bedding shall be constructed uniformly for the full length of the pipe barrel, as required on the plans. The maximum aggregate size shall be 1 in when the bedding thickness is less than 6 inches, and 1-1/2 in when the bedding thickness is greater than 6 inches. Bedding shall be loosely placed uncompacted material under the middle third of the pipe prior to placement of the pipe.

**b. Flexible pipe.** For flexible pipe, the bed shall be roughly shaped to fit the pipe, and a bedding blanket of sand or fine granular material shall be provided as follows:

**Flexible Pipe Bedding**

Pipe Corrugation Depth		Minimum Bedding Depth	
inch	mm	inch	mm
1/2	12	1	25
1	25	2	50
2	50	3	75
2-1/2	60	3-1/2	90

**c. Other pipe materials.** For PVC, polyethylene, polypropylene, or fiberglass pipe, the bedding material shall consist of coarse sands and gravels with a maximum particle size of 3/4 inches (19 mm). For pipes installed under paved areas, no more than 12% of the material shall pass the No. 200 (0.075 mm) sieve. For all other areas, no more than 50% of the material shall pass the No. 200 (0.075 mm) sieve. The bedding shall have a thickness of at least 6 inches (150 mm) below the bottom of the pipe and extend up around the pipe for a depth of not less than 50% of the pipe’s vertical outside diameter.

**701-3.3 Laying pipe.** The pipe laying shall begin at the lowest point of the trench and proceed upgrade. The lower segment of the pipe shall be in contact with the bedding throughout its full length. Bell or groove ends of rigid pipes and outside circumferential laps of flexible pipes shall be placed facing upgrade.

Paved or partially lined pipe shall be placed so that the longitudinal center line of the paved segment coincides with the flow line.

Elliptical and elliptically reinforced concrete pipes shall be placed with the manufacturer's reference lines designating the top of the pipe within five degrees of a vertical plane through the longitudinal axis of the pipe.

**701-3.4 Joining pipe.** Joints shall be made with (1) cement mortar, (2) cement grout, (3) rubber gaskets, (4) plastic gaskets, (5) coupling bands.

Mortar joints shall be made with an excess of mortar to form a continuous bead around the outside of the pipe and shall be finished smooth on the inside. Molds or runners shall be used for grouted joints to retain the poured grout. Rubber ring gaskets shall be installed to form a flexible watertight seal.

**a. Concrete pipe.** Concrete pipe may be either bell and spigot or tongue and groove. Pipe sections at joints shall be fully seated and the inner surfaces flush and even. Concrete pipe joints shall be sealed with rubber gaskets meeting ASTM C443 when leak resistant joints are required.

**b. Metal pipe.** Metal pipe shall be firmly joined by form-fitting bands conforming to the requirements of ASTM A760 for steel pipe and AASHTO M196 for aluminum pipe.

**c. PVC, Polyethylene, or Polypropylene pipe.** Joints for PVC, Polyethylene, or Polypropylene pipe shall conform to the requirements of ASTM D3212 when leak resistant joints are required. Joints for PVC and Polyethylene pipe shall conform to the requirements of AASHTO M304 when soil tight joints are required. Fittings for polyethylene pipe shall conform to the requirements of AASHTO M252 or ASTM M294. Fittings for polypropylene pipe shall conform to ASTM F2881, ASTM F2736, or ASTM F2764.

**d. Fiberglass pipe.** Joints and fittings shall be as detailed on the plans and in accordance with the manufacturers recommendations. Joints shall meet the requirements of ASTM D4161 for flexible elastomeric seals.

**701-3.5 Embedment and Overfill.** Pipes shall be inspected before any fill material is placed; any pipes found to be out of alignment, unduly settled, or damaged shall be removed and re-laid or replaced at the Contractor's expense.

#### **701-3.5-1 Embedment Material Requirements**

**a. Concrete Pipe.** Embedment material and compaction requirements shall be in accordance with the applicable Type of Standard Installation (Types 1, 2, 3, or 4) per ASTM C1479. If a concrete cradle or CLSM embedment material is used, it shall conform to the plan details.

**b. Plastic and fiberglass Pipe.** Embedment material shall meet the requirements of ASTM D3282, A-1, A-2-4, A-2-5, or A-3. Embedment material shall be free of organic material, stones larger than 1.5 inches in the greatest dimension, or frozen lumps. Embedment material shall extend to 12 inches above the top of the pipe.

**c. Metal Pipe.** Embedment material shall be granular as specified in the contract document and specifications, and shall be free of organic material, rock fragments larger than 1.5 inches in the greatest dimension and frozen lumps. As a minimum, backfill materials shall meet the requirements of ASTM D3282, A-1, A-2, or A-3. Embedment material shall extend to 12 inches above the top of the pipe.

#### **701-3.5-2 Placement of Embedment Material**

The embedment material shall be compacted in layers not exceeding 6 inches on each side of the pipe and shall be brought up one foot above the top of the pipe or to natural ground level, whichever is greater.

Thoroughly compact the embedment material under the haunches of the pipe without displacing the pipe. Material shall be brought up evenly on each side of the pipe for the full length of the pipe.

When the top of the pipe is above the top of the trench, the embedment material shall be compacted in layers not exceeding 6 inches and shall be brought up evenly on each side of the pipe to one foot above the top of the pipe. All embedment material shall be compacted to a density required under Item P-152.

Concrete cradles and flowable fills, such as controlled low strength material (CLSM) or controlled density fill (CDF), may be used for embedment provided adequate flotation resistance can be achieved by restraints, weighing, or placement technique.

It shall be the Contractor's responsibility to protect installed pipes and culverts from damage due to construction equipment operations. The Contractor shall be responsible for installation of any extra strutting or backfill required to protect pipes from the construction equipment.

### **701-3.6 Overfill**

Pipes shall be inspected before any overfill is in place. Any pipes found to be out of alignment, unduly settled, or damaged shall be removed and relaid or replaced at the Contractor's expense. Evaluation of any damage to RCP shall be evaluated based on AASHTO R73.

Overfill material shall be placed and compacted in layers as required to achieve compaction to at least 98 percent standard proctor per ASTM D1557. The soil shall contain no debris, organic matter, frozen material, or stones with a diameter greater than one half the thickness of the compacted layers being placed.

### **701-3.7 Inspection Requirements**

An initial post installation inspection shall be performed by the RPR no sooner than 30 days after completion of installation and final backfill. Clean or flush all lines prior to inspection.

Use a camera with lighting suitable to allow a clear picture of the entire periphery of the pipe interior. Center the camera in the pipe both vertically and horizontally and be able to pan and tilt to a 90 degree angle with the axis of the pipe rotating 360 degrees. Use equipment to move the camera through the pipe that will not obstruct the camera's view or interfere with proper documentation of the pipe's condition. The video image shall be clear, focused, and relatively free from roll, static, or other image distortion qualities that would prevent the reviewer from evaluating the condition of the pipe.

Incorporate specific inspection requirements for the various types of pipes beneath the general inspection requirements.

Reinforced concrete pipe shall be inspected, evaluated, and reported on in accordance with ASTM C1840, "Standard Practice for Inspection and Acceptance of Installed Reinforced Concrete Culvert, Storm Drain, and Storm Sewer Pipe." Any issues reported shall include still photo and video documentation. The zoom ratio shall be provided for all still or video images that document any issues of concern by the inspection firm.

Flexible pipes shall be inspected for rips, tears, joint separations, soil migration, cracks, localized buckling, settlement, alignment, and deflection. Determine whether the allowable deflection has been exceeded by use of a laser profiler for internal pipe diameters of 48 inches or less, or direct measurement for internal pipe diameters greater than 48 inches. Laser profile equipment shall utilize low barrel distortion video equipment. Deflection of installed pipe shall not exceed the limits provided in the table below, as a percentage of the average inside diameter of the pipe.

### Maximum Allowable Pipe Deflection

Type of Pipe	Maximum Allowable Deflection (%)
Corrugated Metal Pipe	5
Concrete Lined CMP	3
Thermoplastic Pipe	5
Fiberglass	5

If deflection readings in excess of the allowable deflection are obtained, remove the pipe with excessive deflection and replace with new pipe. Isolated areas may exceed allowable by 2.5% with concurrence of Engineer. Repair or replace any pipe with cracks exhibiting displacement across the crack, bulges, creases, tears, spalls, or delaminations. The report for flexible pipe shall include as a minimum, the deflection results and final post installation inspection report. The inspection report shall include: a copy of all video taken, pipe location identification, equipment used for inspection, inspector name, deviation from design line and grade, and inspector's notes.

### METHOD OF MEASUREMENT

**701-4.1** The length of pipe shall be measured in linear feet of pipe in place, completed, and accepted. It shall be measured along the centerline of the pipe from end or inside face of structure to the end or inside face of structure, whichever is applicable. The corrugated metal pipes and class IV reinforced concrete pipes shall be measured separately. All fittings shall be included in the footage as typical pipe sections in the pipe being measured.

### BASIS OF PAYMENT

**701-5.0** These prices shall fully compensate the Contractor for furnishing all materials and for all preparation, excavation, and installation of these materials; and for all labor, equipment, tools, and incidentals necessary to complete the item.

**701-5.1** Payment will be made at the contract unit price per linear foot for 18" diameter CMP.

**701-5.2** Payment will be made at the contract unit price per unit for 18" diameter Class IV RCP

Payment will be made under:

- Item 701-5.1                      18 inch diameter CMP - per linear foot
- Item 701-5.2                      18 inch diameter Class IV RCP – per linear foot

### REFERENCES

The publications listed below form a part of this specification to the extent referenced. The publications are referred to within the text by the basic designation only.

American Association of State Highway and Transportation Officials (AASHTO)

AASHTO M167	Standard Specification for Corrugated Steel Structural Plate, Zinc-Coated, for Field-Bolted Pipe, Pipe-Arches, and Arches
AASHTO M190	Standard Specification for Bituminous-Coated Corrugated Metal Culvert Pipe and Pipe Arches
AASHTO M196	Standard Specification for Corrugated Aluminum Pipe for Sewers and Drains
AASHTO M219	Standard Specification for Corrugated Aluminum Alloy Structural Plate for Field-Bolted Pipe, Pipe-Arches, and Arches
AASHTO M243	Standard Specification for Field Applied Coating of Corrugated Metal Structural Plate for Pipe, Pipe-Arches, and Arches
AASHTO M252	Standard Specification for Corrugated Polyethylene Drainage Pipe
AASHTO M294	Standard Specification for Corrugated Polyethylene Pipe, 300- to 1500-mm (12- to 60-in.) Diameter
AASHTO M304	Standard Specification for Poly (Vinyl Chloride) (PVC) Profile Wall Drain Pipe and Fittings Based on Controlled Inside Diameter
AASHTO MP20	Standard Specification for Steel Reinforced Polyethylene (PE) Ribbed Pipe, 300- to 900-mm (12- to 36-in.) Diameter

ASTM International (ASTM)

ASTM A760	Standard Specification for Corrugated Steel Pipe, Metallic Coated for Sewers and Drains
ASTM A761	Standard Specification for Corrugated Steel Structural Plate, Zinc Coated, for Field-Bolted Pipe, Pipe-Arches, and Arches
ASTM A762	Standard Specification for Corrugated Steel Pipe, Polymer Precoated for Sewers and Drains
ASTM A849	Standard Specification for Post-Applied Coatings, Pavings, and Linings for Corrugated Steel Sewer and Drainage Pipe
ASTM B745	Standard Specification for Corrugated Aluminum Pipe for Sewers and Drains
ASTM C14	Standard Specification for Nonreinforced Concrete Sewer, Storm Drain, and Culvert Pipe
ASTM C76	Standard Specification for Reinforced Concrete Culvert, Storm Drain, and Sewer Pipe
ASTM C94	Standard Specification for Ready Mixed Concrete
ASTM C144	Standard Specification for Aggregate for Masonry Mortar
ASTM C150	Standard Specification for Portland Cement
ASTM C443	Standard Specification for Joints for Concrete Pipe and Manholes, Using Rubber Gaskets

ASTM C506	Standard Specification for Reinforced Concrete Arch Culvert, Storm Drain, and Sewer Pipe
ASTM C507	Standard Specification for Reinforced Concrete Elliptical Culvert, Storm Drain and Sewer Pipe
ASTM C655	Standard Specification for Reinforced Concrete D-Load Culvert, Storm Drain and Sewer Pipe
ASTM C990	Standard Specification for Joints for Concrete Pipe, Manholes, and Precast Box Sections Using Preformed Flexible Joint Sealants
ASTM C1433	Standard Specification for Precast Reinforced Concrete Monolithic Box Sections for Culverts, Storm Drains, and Sewers
ASTM D1056	Standard Specification for Flexible Cellular Materials Sponge or Expanded Rubber
ASTM D3034	Standard Specification for Type PSM Poly (Vinyl Chloride) (PVC) Sewer Pipe and Fittings
ASTM D3212	Standard Specification for Joints for Drain and Sewer Plastic Pipes Using Flexible Elastomeric Seals
ASTM D3262	Standard Specification for "Fiberglass" (Glass-Fiber Reinforced Thermosetting Resin) Sewer Pipe
ASTM D3282	Standard Practice for Classification of Soils and Soil-Aggregate Mixtures for Highway Construction Purposes
ASTM D4161	Standard Specification for "Fiberglass" (Glass-Fiber Reinforced Thermosetting Resin) Pipe Joints Using Flexible Elastomeric Seals
ASTM D6690	Standard Specification for Joint and Crack Sealants, Hot Applied, for Concrete and Asphalt Pavements
ASTM F477	Standard Specification for Elastomeric Seals (Gaskets) for Joining Plastic Pipe
ASTM F667	Standard Specification for 3 through 24 in. Corrugated Polyethylene Pipe and Fittings
ASTM F714	Standard Specification for Polyethylene (PE) Plastic Pipe (DR PR) Based on Outside Diameter
ASTM F794	Standard Specification for Poly (Vinyl Chloride) (PVC) Profile Gravity Sewer Pipe & Fittings Based on Controlled Inside Diameter
ASTM F894	Standard Specification for Polyethylene (PE) Large Diameter Profile Wall Sewer and Drain Pipe
ASTM F949	Standard Specification for Poly (Vinyl Chloride) (PVC) Corrugated Sewer Pipe with a Smooth Interior and Fittings
ASTM F2435	Standard Specification for Steel Reinforced Polyethylene (PE) Corrugated Pipe
ASTM F2562	Specification for Steel Reinforced Thermoplastic Ribbed Pipe and Fittings for Non-Pressure Drainage and Sewerage

ASTM F2736 Standard Specification for 6 to 30 in. (152 to 762 mm) Polypropylene (PP) Corrugated Single Wall Pipe and Double Wall Pipe

ASTM F2764 Standard Specification for 30 to 60 in. (750 to 1500 mm) Polypropylene (PP) Triple Wall Pipe and Fittings for Non-Pressure Sanitary Sewer Applications

ASTM F2881 Standard Specification for 12 to 60 in. (300 to 1500 mm) Polypropylene (PP) Dual Wall Pipe and Fittings for Non-Pressure Storm Sewer Applications

National Fire Protection Association (NFPA)

NFPA 415 Standard on Airport Terminal Buildings, Fueling Ramp Drainage, and Loading Walkways

**END ITEM D-701**

## ITEM D-702

### SLOTTED DRAINS

#### DESCRIPTION

**702-1.1** This item shall consist of the construction of steel slotted drains or cast iron slotted vane drains in accordance with these specifications and in reasonably close conformity with the lines and grades shown on the plans. Typical details shall be shown on the plans.

#### MATERIALS

**702-2.1 General.** All slotted drains shall meet the requirements shown on the plans and specified below. All slotted drains shall meet specified hydraulic design requirements and shall support the loadings specified.

##### **702-2.2 Pipe.**

**a. Steel slotted drain.** Pipe shall be metallic coated (galvanized or aluminized type 2) corrugated steel type I meeting the requirements of ASTM A760. Pipe diameter and gauge shall be as shown on the plans. The corrugated steel pipe shall have a minimum of two rerolled annular ends

**b. Cast iron slotted vane drain.** Not used.

##### **702-2.3 Grates and castings.**

**a. Steel Slotted Drain.** Grates shall be manufactured from ASTM A36 Grade 36 steel. Spacers and bearing bars (sides) shall be 3/16 inch material. The spacers shall be welded to each bearing bar with four 1-1/4 inch long by 3/16 inch wide fillet welds on each side of the bearing bar at spacings not exceeding 6 inches. The grates shall be 6 inches high or as shown on the plans and shall have a maximum 1-3/4 inch opening in the top.

Grates shall be galvanized in accordance with ASTM A123 except with a 2 ounce / square feet galvanized coating.

The grates shall be fillet welded to the corrugated steel pipe with a minimum weld one inch long on each side of the grate at every other corrugation. Weld areas and the heat affected zones where the slot is welded to the corrugated pipe shall be thoroughly cleaned and painted with a zinc-rich paint in accordance with repair of damaged coatings in ASTM A760.

Each 20-foot length of drain delivered to the job site shall be within the following tolerances: vertical bow  $\pm 3/8$  inch, horizontal bow  $\pm 5/8$  inch, twist  $\pm 1/2$  inch.

**b. Cast iron slotted vane drain.**

Not used.

**702-2.4 Concrete.** Concrete shall have a minimum compressive strength of 3,000 psi at 28-days when tested in accordance with ASTM C39. Concrete used shall conform to the requirements of Item P-610.



## CONSTRUCTION METHODS

**702-3.1 Excavation.** The width of the trench shall be sufficient to permit satisfactory installation and jointing of the slotted drain and placing of a concrete backfill material under and around the drain, but shall not be less than the external pipe diameter plus 6 inches on each side. The depth of the trench shall be a minimum of 2 inches below the invert for steel slotted drain and 6 inches below the invert for a cast iron slotted vane drain.

**702-3.2 Installation.** Slotted drains shall be laid in sections joined firmly together as shown on the plans. The top of all drains shall be held firmly in place to the proper grade, to preclude movement during the backfilling operation.

**702-3.3 Joining.** Slotted steel drain joints shall be firmly joined by modified hugger type bands, or as indicated, to secure the pipe and prevent infiltration of the backfill. When the slotted steel drain is banded together, the adjacent grates shall have a maximum 3-inch gap.

**702-3.4 Backfilling.** Slotted drains shall be inspected before any backfill is placed. Damaged drains shall be aligned or replaced at the expense of the Contractor.

The trench holding the slotted drain assembly shall be backfilled with concrete that will easily flow under and around the drain and the trench wall. The opening in the top of grates and castings shall be covered to prevent unwanted material from entering the drain during the backfilling and subsequent surfacing operations.

## METHOD OF MEASUREMENT

**702-4.1** The length of slotted drain with 18" diameter pipe, including all appurtenances shall be measured in linear feet of slotted drain in place, completed, and approved. It shall be measured along the centerline of the drain from end or inside face of structure to the end or inside face of structure, whichever is applicable. All fittings shall be included in the footage as typical pipe sections being measured.

**702-4.2** The length of slotted drain with 24" diameter pipe, including all appurtenances shall be measured in linear feet of slotted drain in place, completed, and approved. It shall be measured along the centerline of the drain from end or inside face of structure to the end or inside face of structure, whichever is applicable. All fittings shall be include in the footage as typical pipe sections being measured.

## BASIS OF PAYMENT

**702-5.1** Payment shall be made at the contract unit price per linear foot for each slotted drain with 18" pipe and slotted drain with 24" diameter pipe designated. These prices shall be full compensation for all materials, all preparation, excavation, backfill, and installation of the slotted drain; and all labor, equipment, tools, and incidentals necessary to complete the item.

Payment will be made under:

- |              |   |
|--------------|---|
| Item 702-5.1 | Slotted Drain with 18" Diameter Pipe, including all appurtenances per linear foot                               |
| Item 702-5.2 | Slotted Drain with 24" Diameter Pipe, including caps, transition sleeves, and all appurtenances per linear foot |

Item 702-5.3	24” Diam. Elbow for Slotted Drain, including transition sleeves and all appurtenances per each
Item 702-5.4	Concrete for Slotted Drain Backfill per cubic yard

### **REFERENCES**

The publications listed below form a part of this specification to the extent referenced. The publications are referred to within the text by the basic designation only.

ASTM International (ASTM)

ASTM A36	Standard Specification for Carbon Structural Steel
ASTM A48	Standard Specification for Gray Iron Castings
ASTM A123	Standard Specification for Zinc (Hot-Dip Galvanized) Coatings on Iron and Steel Products
ASTM A760	Standard Specification for Corrugated Steel Pipe, Metallic-Coated for Sewers and Drains
ASTM C39	Standard Test Method for Compressive Strength of Cylindrical Concrete Specimens
ASTM D3034	Standard Specification for Type PSM Poly (Vinyl Chloride) (PVC) Sewer Pipe and Fittings

American Association of State Highway and Transportation Officials (AASHTO)

AASHTO-AGC-ARTBA Task Force 13 Report A Guide to Standardized Highway Drainage Products
---

**END OF ITEM D-702**

**ITEM D-751**  
**MANHOLES, CATCH BASINS, INLETS AND INSPECTION HOLES**

**DESCRIPTION**

**751-1.1** This item shall consist of construction of manholes, catch basins, inlets, and inspection holes, in accordance with these specifications, at the specified locations and conforming to the lines, grades, and dimensions shown on the plans or required by the Engineer.

**MATERIALS**

**751-2.1 Brick.** The brick shall conform to the requirements of ASTM C32, Grade MS.

**751-2.2 Mortar.** Mortar shall consist of one part Portland cement and two parts sand. The cement shall conform to the requirements of ASTM C150, Type I. The sand shall conform to the requirements of ASTM C144.

**751-2.3 Concrete.** Plain and reinforced concrete used in structures, connections of pipes with structures, and the support of structures or frames shall conform to the requirements of Item P-610.

**751-2.4 Precast concrete pipe manhole rings.** Precast concrete pipe manhole rings shall conform to the requirements of ASTM C478. Unless otherwise specified, the risers and offset cone sections shall have an inside diameter of not less than 36 inches nor more than 48 inches. There shall be a gasket between individual sections and sections cemented together with mortar on the inside of the manhole. Gaskets shall conform to the requirements of ASTM C443.

**751-2.5 Corrugated metal.** Corrugated metal shall conform to the requirements of American Association of State Highway and Transportation Officials (AASHTO) M36.

**751-2.6 Frames, covers, and grates.** The castings shall conform to one of the following requirements:

- a. ASTM A48, Class 35B: Gray iron castings
- b. ASTM A47: Malleable iron castings
- c. ASTM A27: Steel castings
- d. ASTM A283, Grade D: Structural steel for grates and frames
- e. ASTM A536, Grade 65-45-12: Ductile iron castings
- f. ASTM A897: Austempered ductile iron castings

All castings or structural steel units shall conform to the dimensions shown on the plans and shall be designed to support the loadings, aircraft gear configuration and/or direct loading, specified.

Each frame and cover or grate unit shall be provided with fastening members to prevent it from being dislodged by traffic but which will allow easy removal for access to the structure.

All castings shall be thoroughly cleaned. After fabrication, structural steel units shall be galvanized to meet the requirements of ASTM A123.

**751-2.7 Steps.** The steps or ladder bars shall be gray or malleable cast iron or galvanized steel. The steps shall be the size, length, and shape shown on the plans and those steps that are not galvanized shall be given a coat of asphalt paint, when directed.

**751-2.8 Precast inlet structures.** Manufactured in accordance with and conforming to ASTM C913.

## CONSTRUCTION METHODS

### 751-3.1 Unclassified excavation.

**a.** The Contractor shall excavate for structures and footings to the lines and grades or elevations, shown on the plans, or as staked by the Engineer. The excavation shall be of sufficient size to permit the placing of the full width and length of the structure or structure footings shown. The elevations of the bottoms of footings, as shown on the plans, shall be considered as approximately only; and the Engineer may direct, in writing, changes in dimensions or elevations of footings necessary for a satisfactory foundation.

**b.** Boulders, logs, or any other objectionable material encountered in excavation shall be removed. All rock or other hard foundation material shall be cleaned of all loose material and cut to a firm surface either level, stepped, or serrated, as directed by the Engineer. All seams or crevices shall be cleaned out and grouted. All loose and disintegrated rock and thin strata shall be removed. Where concrete will rest on a surface other than rock, the bottom of the excavation shall not be disturbed and excavation to final grade shall not be made until immediately before the concrete or reinforcing is placed.

**c.** The Contractor shall do all bracing, sheathing, or shoring necessary to implement and protect the excavation and the structure as required for safety or conformance to governing laws. The cost of bracing, sheathing, or shoring shall be included in the unit price bid for the structure.

**d.** All bracing, sheathing, or shoring involved in the construction of this item shall be removed by the Contractor after the completion of the structure. Removal shall not disturb or damage finished masonry. The cost of removal shall be included in the unit price bid for the structure.

**e.** After excavation is completed for each structure, the Contractor shall notify the Engineer. No concrete or reinforcing steel shall be placed until the Engineer has approved the depth of the excavation and the character of the foundation material.

### 751-3.2 Brick structures.

**a. Foundations.** A prepared foundation shall be placed for all brick structures after the foundation excavation is completed and accepted. Unless otherwise specified, the base shall consist of reinforced concrete mixed, prepared, and placed in accordance with the requirements of Item P-610.

**b. Laying brick.** All brick shall be clean and thoroughly wet before laying so that they will not absorb any appreciable amount of additional water at the time they are laid. All brick shall be laid in freshly made mortar. Mortar not used within 45 minutes after water has been added shall be discarded. Retempering of mortar shall not be permitted. An ample layer of mortar shall be spread on the beds and a shallow furrow shall be made in it that can be readily closed by the laying of the brick. All bed and head joints shall be filled solid with mortar. End joints of stretchers and side or cross joints of headers shall be fully buttered with mortar and a shoved joint made to squeeze out mortar at the top of the joint. Any bricks that may be loosened after the mortar has taken its set, shall be removed, cleaned, and re-laid with fresh mortar. No broken or chipped brick shall be used in the face, and no spalls or bats shall be used except where necessary to shape around irregular openings or edges; in which case, full bricks shall be placed at ends or corners where possible, and the bats shall be used in the interior of the course. In making closures, no piece of brick shorter than the width of a whole brick shall be used; and wherever practicable, whole brick shall be used and laid as headers.

**c. Joints.** All joints shall be filled with mortar at every course. Exterior faces shall be laid up in advance of backing. Exterior faces shall be plastered or parged with a coat of mortar not less than 3/8 inch thick before the backing is laid up. Prior to parging, all joints on the back of face courses shall be cut flush. Unless otherwise noted, joints shall be not less than 1/4 inch nor more than 1/2 inch wide and the selected joint width shall be maintained uniform throughout the work.

**d. Pointing.** Face joints shall be neatly struck, using the weather-struck joint. All joints shall be finished properly as the laying of the brick progresses. When nails or line pins are used, the holes shall be immediately plugged with mortar and pointed when the nail or pin is removed.

**e. Cleaning.** Upon completion of the work all exterior surfaces shall be thoroughly cleaned by scrubbing and washing with water. If necessary to produce satisfactory results, cleaning shall be done with a 5% solution of muriatic acid which shall then be rinsed off with liberal quantities of water.

**f. Curing and cold weather protection.** The brick masonry shall be protected and kept moist for at least 48 hours after laying the brick. Brick masonry work or pointing shall not be done when there is frost on the brick or when the air temperature is below 50°F (10°C) unless the Contractor has, on the project ready to use, suitable covering and artificial heating devices necessary to keep the atmosphere surrounding the masonry at a temperature of not less than 60°F (16°C) for the duration of the curing period.

**751-3.3 Concrete structures.** Concrete structures which are to be cast-in-place within the project boundaries shall be built on prepared foundations, conforming to the dimensions and shape indicated on the plans. The construction shall conform to the requirements specified in Item P-610. Any reinforcement required shall be placed as indicated on the plans and shall be approved by the Engineer before the concrete is placed.

All invert channels shall be constructed and shaped accurately to be smooth, uniform, and cause minimum resistance to flowing water. The interior bottom shall be sloped to the outlet.

**751-3.4 Precast concrete structures.** Precast concrete structures shall be furnished by a plant meeting National Precast Concrete Association Plant Certification Program or another Engineer approved third party certification program.

Precast concrete structures shall conform to ASTM C478. Precast concrete structures shall be constructed on prepared or previously placed slab foundations conforming to the dimensions and locations shown on the plans. All precast concrete sections necessary to build a completed structure shall be furnished. The different sections shall fit together readily. Joints between precast concrete risers and tops shall be full-bedded in cement mortar and shall: (1) be smoothed to a uniform surface on both interior and exterior of the structure or (2) utilize a rubber gasket per ASTM C443. The top of the upper precast concrete section shall be suitably formed and dimensioned to receive the metal frame and cover or grate, or other cap, as required. Provision shall be made for any connections for lateral pipe, including drops and leads that may be installed in the structure. The flow lines shall be smooth, uniform, and cause minimum resistance to flow. The metal or metal encapsulated steps that are embedded or built into the side walls shall be aligned and placed in accordance to ASTM C478. When a metal ladder replaces the steps, it shall be securely fastened into position.

**751-3.5 Corrugated metal structures.** Corrugated metal structures shall be prefabricated. All standard or special fittings shall be furnished to provide pipe connections or branches with the correct dimensions and of sufficient length to accommodate connecting bands. The fittings shall be welded in place to the metal structures. The top of the metal structure shall be designed so that either a concrete slab or metal collar may be attached to allow the fastening of a standard metal frame and grate or cover. Steps or ladders shall be furnished as shown on the plans. Corrugated metal structures shall be constructed on prepared foundations, conforming to the dimensions and locations as shown on the plans. When indicated, the structures shall be placed on a reinforced concrete base.

**751-3.6 Inlet and outlet pipes.** Inlet and outlet pipes shall extend through the walls of the structures a sufficient distance beyond the outside surface to allow for connections. They shall be cut off flush with the wall on the inside surface of the structure, unless otherwise directed. For concrete or brick structures, mortar shall be placed around these pipes to form a tight, neat connection.

**751-3.7 Placement and treatment of castings, frames, and fittings.** All castings, frames, and fittings shall be placed in the positions indicated on the plans or as directed by the Engineer, and shall be set true to line and elevation. If frames or fittings are to be set in concrete or cement mortar, all anchors or bolts shall be in place before the concrete or mortar is placed. The unit shall not be disturbed until the mortar or concrete has set.

When frames or fittings are placed on previously constructed masonry, the bearing surface of the masonry shall be brought true to line and grade and shall present an even bearing surface so the entire face or back of the unit will come in contact with the masonry. The unit shall be set in mortar beds and anchored to the masonry as indicated on the plans or as directed by the Engineer. All units shall set firm and secure.

After the frames or fittings have been set in final position, the concrete or mortar shall be allowed to harden for seven (7) days before the grates or covers are placed and fastened down.

**751-3.8 Installation of steps.** The steps shall be installed as indicated on the plans or as directed by the Engineer. When the steps are to be set in concrete, they shall be placed and secured in position before the concrete is placed. When the steps are installed in brick masonry, they shall be placed as the masonry is being built. The steps shall not be disturbed or used until the concrete or mortar has hardened for at least seven (7) days. After seven (7) days, the steps shall be cleaned and painted, unless they have been galvanized.

When steps are required with precast concrete structures they shall meet the requirements of ASTM C478. The steps shall be cast into the side of the sections at the time the sections are manufactured or set in place after the structure is erected by drilling holes in the concrete and cementing the steps in place.

When steps are required with corrugated metal structures, they shall be welded into aligned position at a vertical spacing of 12 inches.

Instead of steps, prefabricated ladders may be installed. For brick or concrete structures, the ladder shall be held in place by grouting the supports in drilled holes. For metal structures, the ladder shall be secured by welding the top support to the structure and grouting the bottom support into drilled holes in the foundation or as directed by the Engineer.

### **751-3.9 Backfilling.**

**a.** After a structure has been completed, the area around it shall be backfilled with approved material, in horizontal layers not to exceed 8 inches in loose depth, and compacted to the density required in Item P-152. Each layer shall be deposited evenly around the structure to approximately the same elevation. The top of the fill shall meet the elevation shown on the plans or as directed by the Engineer.

**b.** Backfill shall not be placed against any structure until approved by the Engineer. For concrete structures, approval shall not be given until the concrete has been in place seven (7) days, or until tests establish that the concrete has attained sufficient strength to withstand any pressure created by the backfill and placing methods.

**c.** Backfill shall not be measured for direct payment. Performance of this work shall be considered an obligation of the Contractor covered under the contract unit price for the structure involved.

**751-3.10 Cleaning and restoration of site.** After the backfill is completed, the Contractor shall dispose of all surplus material, dirt, and rubbish from the site. Surplus dirt may be deposited in embankments, shoulders, or as approved by the Engineer. The Contractor shall restore all disturbed areas to their original condition. The Contractor shall remove all tools and equipment, leaving the entire site free, clear, and in good condition.

## METHOD OF MEASUREMENT

**751-4.1** Manholes, catch basins, inlets, and inspection holes shall be measured by the unit.

## BASIS OF PAYMENT

**751-5.1** The accepted quantities of manholes, catch basins, inlets, and inspection holes will be paid for at the contract unit price per each in place when completed. This price shall be full compensation for furnishing all materials and for all preparation, excavation, backfilling and placing of the materials; furnishing and installation of such specials and connections to pipes and other structures as may be required to complete the item as shown on the plans; and for all labor equipment, tools and incidentals necessary to complete the structure.

Payment will be made under:

Item D-751-5.1	4'x4' Drop Inlet, 0'-10' Depth - per each
Item D-751-5.2	4'x4' Drop Inlet with Concrete Apron, 0'-10' Depth - per each

## REFERENCES

The publications listed below form a part of this specification to the extent referenced. The publications are referred to within the text by the basic designation only.

ASTM International (ASTM)

ASTM A27	Standard Specification for Steel Castings, Carbon, for General Application
ASTM A47	Standard Specification for Ferritic Malleable Iron Castings
ASTM A48	Standard Specification for Gray Iron Castings
ASTM A123	Standard Specification for Zinc (Hot-Dip Galvanized) Coatings on Iron and Steel Products
ASTM A283	Standard Specification for Low and Intermediate Tensile Strength Carbon Steel Plates
ASTM A536	Standard Specification for Ductile Iron Castings
ASTM A897	Standard Specification for Austempered Ductile Iron Castings
ASTM C32	Standard Specification for Sewer and Manhole Brick (Made from Clay or Shale)
ASTM C144	Standard Specification for Aggregate for Masonry Mortar
ASTM C150	Standard Specification for Portland Cement
ASTM C443	Standard Specification for Joints for Concrete Pipe and Manholes, Using Rubber Gaskets.
ASTM C478	Standard Specification for Precast Reinforced Concrete Manhole Sections
ASTM C913	Standard Specification for Precast Concrete Water and Wastewater Structures.

American Association of State Highway and Transportation Officials (AASHTO)

AASHTO M36

Standard Specification for Corrugated Steel Pipe, Metallic-Coated, for  
Sewers and Drains

**END OF ITEM D-751**



**ITEM D-752**  
**CONCRETE CULVERTS, HEADWALLS, AND**  
**MISCELLANEOUS DRAINAGE STRUCTURES**

**DESCRIPTION**

**752-1.1** This item shall consist of reinforced concrete culverts, headwalls, and miscellaneous drainage structures constructed in accordance with these specifications, at the specified locations and conforming to the lines, grades, and dimensions shown on the plans or required by the RPR.

**MATERIALS**

**752-2.1 Concrete.** Reinforced concrete shall meet the requirements of Item P-610.

**CONSTRUCTION METHODS**

**752-3.1 Unclassified excavation.**

**a.** Trenches and foundation pits for structures or structure footings shall be excavated to the lines and grades and elevations shown on the plans. The excavation shall be of sufficient size to permit the placing of the full width and length of the structure or structure footings shown. The elevations of the bottoms of footings, as shown on the plans, shall be considered as approximate only; and the RPR may approve, in writing, changes in dimensions or elevations of footings necessary to secure a satisfactory foundation.

**b.** Boulders, logs, or any other objectionable material encountered in excavation shall be removed. All rock or other hard foundation material shall be cleaned of all loose material and cut to a firm surface either level, stepped, or serrated, as directed by the RPR. All seams or crevices shall be cleaned out and grouted. All loose and disintegrated rock and thin strata shall be removed. When concrete will rest on a surface other than rock, the bottom of the excavation shall not be disturbed and excavation to final grade shall not be made until immediately before the concrete or reinforcing steel is placed.

**c.** The Contractor shall do all bracing, sheathing, or shoring necessary to perform and protect the excavation and the structure as required for safety or conformance to governing laws. The cost of bracing, sheathing, or shoring shall be included in the unit price bid for excavation.

**d.** All bracing, sheathing, or shoring shall be removed by the Contractor after the completion of the structure. Removal shall not disturb or damage the finished concrete. The cost of removal shall be included in the unit price bid for excavation.

**e.** After each excavation is completed, the Contractor shall notify the RPR. No concrete or reinforcing steel shall be placed until the RPR has approved the depth of the excavation and the character of the foundation material.

**752-3.2 Backfilling.**

**a.** After a structure has been completed, backfilling with approved material shall be accomplished by applying the fill in horizontal layers not to exceed 8 inches in loose depth, and compacted. The field density of the compacted material shall be at least 90% of the maximum density for cohesive soils and 95% of the maximum density for noncohesive soils. The maximum density shall be determined in accordance with ASTM D698. The field density shall be determined in accordance with ASTM D1556.

**b.** No backfilling shall be placed against any structure until approved by the RPR. For concrete, approval shall not be given until the concrete has been in place seven (7) days, or until tests establish that the concrete has attained sufficient strength to withstand any pressure created by the backfill or the placement methods.

**c.** Fill placed around concrete culverts shall be deposited on each side at the same time and to approximately the same elevation. All slopes bounding or within the areas to be backfilled shall be stepped or serrated to prevent wedge action against the structure.

**d.** Backfill will not be measured for direct payment. Performance of this work shall be considered as a subsidiary obligation of the Contractor, covered under the contract unit price for “unclassified excavation for structures.”

**752-3.3 Weep holes.** Weep holes shall be constructed as shown on the plans.

**752-3.4 Cleaning and restoration of site.** After the backfill is completed, the Contractor shall dispose of all surplus material, dirt, and rubbish from the site. Surplus dirt may be deposited in embankment, shoulders, or as approved by the RPR. The Contractor shall restore all disturbed areas to their original condition. The Contractor shall remove all tools and equipment, leaving the entire site free, clear, and in good condition.

### **METHOD OF MEASUREMENT**

**752-4.1** The quantity of unclassified excavation for structures shall be the number of cubic yards measured in original position, of material excavated in accordance with the plans, or as approved by the RPR; but in no case shall any yardage be included in the measurement for payment which is outside of a volume bounded by vertical planes 18 inches outside of and parallel to the neat lines of the footings.

**752-4.2** Concrete shall be measured by the number of cubic yards of concrete, complete in place and accepted. In computing the yardage of concrete for payment, the dimensions used shall be those shown on the plans or approved by the RPR. No measurements or other allowances shall be made for forms, false work, cofferdams, pumping, bracing, expansion joints, or finishing of the concrete. No deductions in yardage shall be made for the volumes of reinforcing steel or embedded items.

**752-4.3** The quantity of reinforcing steel shall be the calculated theoretical number of pounds placed as shown on the plans, complete in place and accepted. The unit weight used for deformed bars shall be the weight of plain square or round bars, as the case may be, of equal nominal size.

### **BASIS OF PAYMENT**

**752-5.1** Payment for 18” concrete flared end section will be made at the contract unit price per each.

**752-5.2** Payment for modify existing drainage structure will be made at the contract unit price per each.

These prices shall be full compensation for furnishing all materials and for all preparation, excavation, and placing the materials, and for all labor, equipment, tools, and incidentals necessary to complete the structure.

Payment will be made under:

- |                |   |
|----------------|---|
| Item D-752-5.1 | 18” Concrete Flared End Section - per each    |
| Item D-752-5.2 | Modify Existing Drainage Structure - per each |

D-752-2

## REFERENCES

The publications listed below form a part of this specification to the extent referenced. The publications are referred to within the text by the basic designation only.

ASTM International (ASTM)

- |            |   |
|------------|---|
| ASTM D698  | Standard Test Methods for Laboratory Compaction Characteristics of Soil Using Standard Effort (12,400 ft-lb/ft <sup>3</sup> ) |
| ASTM D1556 | Standard Test Method for Density and Unit Weight of Soil in Place by the Sand-Cone Method                                     |

**END OF ITEM D-752**

**ITEM T-901**

**SEEDING**

**DESCRIPTION**

**901-1.1** This item shall consist of soil preparation, seeding, fertilizing, lime, and mulch the areas shown on the plans or as directed by the Engineer in accordance with these specifications.

**MATERIALS**

**901-2.1 Seed.** The species and application rates of grass, legume, and cover-crop seed furnished shall be those stipulated herein. Seed shall conform to the requirements of Federal Specification JJJ-S-181, Federal Specification, Seeds, Agricultural.

Seed shall be furnished separately or in mixtures in standard containers labeled in conformance with the Agricultural Marketing Service (AMS) Seed Act and applicable state seed laws with the seed name, lot number, net weight, percentages of purity and of germination and hard seed, and percentage of maximum weed seed content clearly marked for each kind of seed. The Contractor shall furnish the Engineer duplicate signed copies of a statement by the vendor certifying that each lot of seed has been tested by a recognized laboratory for seed testing within six (6) months of date of delivery. This statement shall include: name and address of laboratory, date of test, lot number for each kind of seed, and the results of tests as to name, percentages of purity and of germination, and percentage of weed content for each kind of seed furnished, and, in case of a mixture, the proportions of each kind of seed. Wet, moldy, or otherwise damaged seed will be rejected.

Seeds shall be applied as follows:

**Seed Properties and Rate of Application**

<b>Seed</b>	<b>Minimum Seed Purity (Percent)</b>	<b>Minimum Germination (Percent)</b>	<b>Rate of Application lb/acre (or lb/1,000 S.F.)</b>
Common Bermuda	95%	80%	10lbs/acre

Seeding shall be performed during the period between **August 1st** and **October 1st** inclusive, unless otherwise approved by the Engineer.

**901-2.2 Lime.** Lime shall be ground limestone containing not less than 85% of total carbonates, and shall be ground to such fineness that 90% will pass through a No. 20 mesh sieve and 50% will pass through a No. 100 mesh sieve. Coarser material will be acceptable, providing the rates of application are increased to provide not less than the minimum quantities and depth specified in the special provisions on the basis of the two sieve requirements above. Dolomitic lime or a high magnesium lime shall contain at least 10% of magnesium oxide. Lime shall be applied at the rate of 2,000 lbs per acre. All liming materials shall conform to the requirements of ASTM C602.

**901-2.3 Fertilizer.** Fertilizer shall be standard commercial fertilizers supplied separately or in mixtures containing the percentages of total nitrogen, available phosphoric acid, and water-soluble potash. They shall be applied at the rate and to the depth specified, and shall meet the requirements of applicable state laws.

They shall be furnished in standard containers with name, weight, and guaranteed analysis of contents clearly marked thereon. No cyanamide compounds or hydrated lime shall be permitted in mixed fertilizers.

The fertilizers may be supplied in one of the following forms:

- a. A dry, free-flowing fertilizer suitable for application by a common fertilizer spreader;
- b. A finely-ground fertilizer soluble in water, suitable for application by power sprayers; or
- c. A granular or pellet form suitable for application by blower equipment.

Fertilizers shall be commercial fertilizer and shall be spread at the rate of 1,500 lbs per acre.

**901-2.4 Soil for repairs.** The soil for fill and topsoiling of areas to be repaired shall be at least of equal quality to that which exists in areas adjacent to the area to be repaired. The soil shall be relatively free from large stones, roots, stumps, or other materials that will interfere with subsequent sowing of seed, compacting, and establishing turf, and shall be approved by the Engineer before being placed.

## CONSTRUCTION METHODS

**901-3.1 Advance preparation and cleanup.** After grading of areas has been completed and before applying fertilizer and ground limestone, areas to be seeded shall be raked or otherwise cleared of stones larger than 2 inches in any diameter, sticks, stumps, and other debris that might interfere with sowing of seed, growth of grasses, or subsequent maintenance of grass-covered areas. If any damage by erosion or other causes has occurred after the completion of grading and before beginning the application of fertilizer and ground limestone, the Contractor shall repair such damage include filling gullies, smoothing irregularities, and repairing other incidental damage.

An area to be seeded shall be considered a satisfactory seedbed without additional treatment if it has recently been thoroughly loosened and worked to a depth of not less than 5 inches as a result of grading operations and, if immediately prior to seeding, the top 3 inches of soil is loose, friable, reasonably free from large clods, rocks, large roots, or other undesirable matter, and if shaped to the required grade.

When the area to be seeded is sparsely sodded, weedy, barren and unworked, or packed and hard, any grass and weeds shall first be cut or otherwise satisfactorily disposed of, and the soil then scarified or otherwise loosened to a depth not less than 5 inches. Clods shall be broken and the top 3 inches of soil shall be worked into a satisfactory seedbed by discing, or by use of cultipackers, rollers, drags, harrows, or other appropriate means.

### **901-3.2 Dry application method.**

**a. Liming.** Lime shall be applied separately and prior to the application of any fertilizer or seed and only on seedbeds that have previously been prepared as described above. The lime shall then be worked into the top 3 inches of soil after which the seedbed shall again be properly graded and dressed to a smooth finish.

**b. Fertilizing.** Following advance preparations and cleanup fertilizer shall be uniformly spread at the rate that will provide not less than the minimum quantity stated in paragraph 901-2.3.

**c. Seeding.** Grass seed shall be sown at the rate specified in paragraph 901-2.1 immediately after fertilizing. The fertilizer and seed shall be raked within the depth range stated in the special provisions. Seeds of legumes, either alone or in mixtures, shall be inoculated before mixing or sowing, in accordance with the instructions of the manufacturer of the inoculant. When seeding is required at other than the seasons shown on the plans or in the special provisions, a cover crop shall be sown by the same methods required for grass and legume seeding.

**d. Rolling.** After the seed has been properly covered, the seedbed shall be immediately compacted by means of an approved lawn roller, weighing 40 to 65 pounds per foot of width for clay soil (or any soil having a tendency to pack), and weighing 150 to 200 pounds per foot of width for sandy or light soils.

### **901-3.3 Wet application method.**

**a. General.** The Contractor may elect to apply seed and fertilizer (and lime, if required) by spraying them on the previously prepared seedbed in the form of an aqueous mixture and by using the methods and equipment described herein. The rates of application shall be as specified in the special provisions.

**b. Spraying equipment.** The spraying equipment shall have a container or water tank equipped with a liquid level gauge calibrated to read in increments not larger than 50 gallons over the entire range of the tank capacity, mounted so as to be visible to the nozzle operator. The container or tank shall also be equipped with a mechanical power-driven agitator capable of keeping all the solids in the mixture in complete suspension at all times until used.

The unit shall also be equipped with a pressure pump capable of delivering 100 gallons per minute at a pressure of 100 lb / sq inches. The pump shall be mounted in a line that will recirculate the mixture through the tank whenever it is not being sprayed from the nozzle. All pump passages and pipe lines shall be capable of providing clearance for 5/8 inch (16 mm) solids. The power unit for the pump and agitator shall have controls mounted so as to be accessible to the nozzle operator. There shall be an indicating pressure gauge connected and mounted immediately at the back of the nozzle.

The nozzle pipe shall be mounted on an elevated supporting stand in such a manner that it can be rotated through 360 degrees horizontally and inclined vertically from at least 20 degrees below to at least 60 degrees above the horizontal. There shall be a quick-acting, three-way control valve connecting the recirculating line to the nozzle pipe and mounted so that the nozzle operator can control and regulate the amount of flow of mixture delivered to the nozzle. At least three different types of nozzles shall be supplied so that mixtures may be properly sprayed over distance varying from 20 to 100 feet. One shall be a close-range ribbon nozzle, one a medium-range ribbon nozzle, and one a long-range jet nozzle. For ease of removal and cleaning, all nozzles shall be connected to the nozzle pipe by means of quick-release couplings.

In order to reach areas inaccessible to the regular equipment, an extension hose at least 50 feet in length shall be provided to which the nozzles may be connected.

**c. Mixtures.** Lime, if required, shall be applied separately, in the quantity specified, prior to the fertilizing and seeding operations. Not more than 220 pounds of lime shall be added to and mixed with each 100 gallons of water. Seed and fertilizer shall be mixed together in the relative proportions specified, but not more than a total of 220 pounds of these combined solids shall be added to and mixed with each 100 gallons of water.

All water used shall be obtained from fresh water sources and shall be free from injurious chemicals and other toxic substances harmful to plant life. The Contractor shall identify to the Engineer all sources of water at least two (2) weeks prior to use. The Engineer may take samples of the water at the source or from the tank at any time and have a laboratory test the samples for chemical and saline content. The Contractor shall not use any water from any source that is disapproved by the Engineer following such tests.

All mixtures shall be constantly agitated from the time they are mixed until they are finally applied to the seedbed. All such mixtures shall be used within two (2) hours from the time they were mixed or they shall be wasted and disposed of at approved locations.

**d. Spraying.** Lime, if required, shall be sprayed only upon previously prepared seedbeds. After the applied lime mixture has dried, the lime shall be worked into the top 3 inches, after which the seedbed shall again be properly graded and dressed to a smooth finish.

Mixtures of seed and fertilizer shall only be sprayed upon previously prepared seedbeds on which the lime, if required, shall already have been worked in. The mixtures shall be applied by means of a high-pressure spray that shall always be directed upward into the air so that the mixtures will fall to the ground like rain in a uniform spray. Nozzles or sprays shall never be directed toward the ground in such a manner as might produce erosion or runoff.

Particular care shall be exercised to ensure that the application is made uniformly and at the prescribed rate and to guard against misses and overlapped areas. Proper predetermined quantities of the mixture in accordance with specifications shall be used to cover specified sections of known area.

Checks on the rate and uniformity of application may be made by observing the degree of wetting of the ground or by distributing test sheets of paper or pans over the area at intervals and observing the quantity of material deposited thereon.

On surfaces that are to be mulched as indicated by the plans or designated by the Engineer, seed and fertilizer applied by the spray method need not be raked into the soil or rolled. However, on surfaces on which mulch is not to be used, the raking and rolling operations will be required after the soil has dried.

**901-3.4 Maintenance of seeded areas.** The Contractor shall protect seeded areas against traffic or other use by warning signs or barricades, as approved by the Engineer. Surfaces gullied or otherwise damaged following seeding shall be repaired by regrading and reseeding as directed. The Contractor shall mow, water as directed, and otherwise maintain seeded areas in a satisfactory condition until final inspection and acceptance of the work.

When either the dry or wet application method outlined above is used for work done out of season, it will be required that the Contractor establish a good stand of grass of uniform color and density to the satisfaction of the Engineer. A grass stand shall be considered adequate when bare spots are one square foot or less, randomly dispersed, and do not exceed 3% of the area seeded.

## METHOD OF MEASUREMENT

**901-4.1** The quantity of permanent grassing, including seed, lime, fertilizer, and mulch to be paid for shall be the number of unit acres measured on the ground surface, completed and accepted.

## BASIS OF PAYMENT

**901-5.1** Payment shall be made at the contract unit price per acre or fraction thereof, which price and payment shall be full compensation for furnishing and placing all material and for all labor, equipment, tools, and incidentals necessary to complete the work prescribed in this item.

Payment will be made under:

Item 901-5.1                      Permanent Grassing, including seed, lime, fertilizer, and mulch - per acre

## REFERENCES

The publications listed below form a part of this specification to the extent referenced. The publications are referred to within the text by the basic designation only.

ASTM International (ASTM)

ASTM C602                      Standard Specification for Agricultural Liming Materials

T-901-4

Federal Specifications (FED SPEC)

FED SPEC                      JJJ-S-181, Federal Specification, Seeds, Agricultural

Advisory Circulars (AC)

AC 150/5200-33              Hazardous Wildlife Attractants on or Near Airports

FAA/United States Department of Agriculture

Wildlife Hazard Management at Airports, A Manual for Airport Personnel

**END OF ITEM T-901**



## ITEM T-905

### TOPSOIL

#### DESCRIPTION

**905-1.1** This item shall consist of preparing the ground surface for topsoil application, removing topsoil from designated stockpiles or areas to be stripped on the site or from approved sources off the site, and placing and spreading the topsoil on prepared areas in accordance with this specification at the locations shown on the plans or as directed by the RPR.

#### MATERIALS

**905-2.1 Topsoil.** Topsoil shall be the surface layer of soil with no admixture of refuse or any material toxic to plant growth, and it shall be reasonably free from subsoil and stumps, roots, brush, stones (2 inches or more in diameter), and clay lumps or similar objects. Brush and other vegetation that will not be incorporated with the soil during handling operations shall be cut and removed. Ordinary sod and herbaceous growth such as grass and weeds are not to be removed, but shall be thoroughly broken up and intermixed with the soil during handling operations. Heavy sod or other cover, which cannot be incorporated into the topsoil by discing or other means, shall be removed. The topsoil or soil mixture, unless otherwise specified or approved, shall have a pH range of approximately 5.5 pH to 7.6 pH, when tested in accordance with the methods of testing of the Association of Official Agricultural Chemists in effect on the date of invitation of bids. The organic content shall be not less than 3% nor more than 20% as determined by the wet-combustion method (chromic acid reduction). There shall be not less than 20% nor more than 80% of the material passing the 200 mesh sieve as determined by the wash test in accordance with ASTM C117.

Natural topsoil may be amended by the Contractor with approved materials and methods to meet the above specifications.

**905-2.2 Inspection and tests.** Within 10 days following acceptance of the bid, the RPR shall be notified of the source of topsoil to be furnished by the Contractor. The topsoil shall be inspected to determine if the selected soil meets the requirements specified and to determine the depth to which stripping will be permitted. At this time, the Contractor may be required to take representative soil samples from several locations within the area under consideration and to the proposed stripping depths, for testing purposes as specified in paragraph 905-2.1.

#### CONSTRUCTION METHODS

**905-3.1 General.** Areas to be topsoiled shall be shown on the plans. If topsoil is available on the site, the location of the stockpiles or areas to be stripped of topsoil and the stripping depths shall be shown on the plans.

Suitable equipment necessary for proper preparation and treatment of the ground surface, stripping of topsoil, and for the handling and placing of all required materials shall be on hand, in good condition, and approved by the RPR before the various operations are started.

**905-3.2 Preparing the ground surface.** Immediately prior to dumping and spreading the topsoil on any area, the surface shall be loosened by discs or spike-tooth harrows, or by other means approved by the RPR, to a minimum depth of 2 inches to facilitate bonding of the topsoil to the covered subgrade soil. The surface

of the area to be topsoiled shall be cleared of all stones larger than 2 inches in any diameter and all litter or other material which may be detrimental to proper bonding, the rise of capillary moisture, or the proper growth of the desired planting. Limited areas, as shown on the plans, which are too compact to respond to these operations shall receive special scarification.

Grades on the area to be topsoiled, which have been established by others as shown on the plans, shall be maintained in a true and even condition. Where grades have not been established, the areas shall be smooth-graded and the surface left at the prescribed grades in an even and compacted condition to prevent the formation of low places or pockets where water will stand.

**905-3.3 Obtaining topsoil.** Prior to the stripping of topsoil from designated areas, any vegetation, briars, stumps and large roots, rubbish or stones found on such areas, which may interfere with subsequent operations, shall be removed using methods approved by the RPR. Heavy sod or other cover, which cannot be incorporated into the topsoil by discing or other means shall be removed.

When suitable topsoil is available on the site, the Contractor shall remove this material from the designated areas and to the depth as directed by the RPR. The topsoil shall be spread on areas already tilled and smooth-graded, or stockpiled in areas approved by the RPR. Any topsoil stockpiled by the Contractor shall be rehandled and placed without additional compensation. Any topsoil that has been stockpiled on the site by others, and is required for topsoil purposes, shall be removed and placed by the Contractor. The sites of all stockpiles and areas adjacent thereto which have been disturbed by the Contractor shall be graded if required and put into a condition acceptable for seeding.

When suitable topsoil is secured off the airport site, the Contractor shall locate and obtain the supply, subject to the approval of the RPR. The Contractor shall notify the RPR sufficiently in advance of operations in order that necessary measurements and tests can be made. The Contractor shall remove the topsoil from approved areas and to the depth as directed. The topsoil shall be hauled to the site of the work and placed for spreading, or spread as required. Any topsoil hauled to the site of the work and stockpiled shall be rehandled and placed without additional compensation.

**905-3.4 Placing topsoil.** The topsoil shall be evenly spread on the prepared areas to a uniform depth of 2 inches after compaction, unless otherwise shown on the plans or stated in the special provisions. Spreading shall not be done when the ground or topsoil is frozen, excessively wet, or otherwise in a condition detrimental to the work. Spreading shall be carried on so that turfing operations can proceed with a minimum of soil preparation or tilling.

After spreading, any large, stiff clods and hard lumps shall be broken with a pulverizer or by other effective means, and all stones or rocks (2 inches or more in diameter), roots, litter, or any foreign matter shall be raked up and disposed of by the Contractor. After spreading is completed, the topsoil shall be satisfactorily compacted by rolling with a cultipacker or by other means approved by the RPR. The compacted topsoil surface shall conform to the required lines, grades, and cross-sections. Any topsoil or other dirt falling upon pavements as a result of hauling or handling of topsoil shall be promptly removed.

## METHOD OF MEASUREMENT

**905-4.1** Topsoil obtained on the site shall be measured by the number of cubic yards of topsoil measured in its original position and stripped or excavated. Topsoil stockpiled by others and removed for topsoil by the Contractor shall be measured by the number of cubic yards of topsoil measured in the stockpile. Topsoil shall be measured by volume in cubic yards computed by the method of end areas.

## **BASIS OF PAYMENT**

**905-5.1** Payment will be made at the contract unit price per cubic yard for topsoil placement. This price shall be full compensation for furnishing all materials and for all preparation, placing, and spreading of the materials, and for all labor, equipment, tools, and incidentals necessary to complete the item.

Payment will be made under:

Item T-905-5.1            Topsoil Placement - per cubic yard

## **REFERENCES**

The publications listed below form a part of this specification to the extent referenced. The publications are referred to within the text by the basic designation only.

ASTM International (ASTM)

ASTM C117            Materials Finer than 75  $\mu\text{m}$  (No. 200) Sieve in Mineral Aggregates by Washing

Advisory Circulars (AC)

AC 150/5200-33            Hazardous Wildlife Attractants on or Near Airports

FAA/United States Department of Agriculture

Wildlife Hazard Management at Airports, A Manual for Airport Personnel

**END OF ITEM T-905**

## ITEM T-908

### MULCHING

#### DESCRIPTION

**908-1.1** This item shall consist of furnishing, hauling, placing, and securing mulch on surfaces indicated on the plans or designated by the Engineer.

#### MATERIALS

**908-2.1 Mulch material.** Acceptable mulch shall be the materials listed below or any approved locally available material that is similar to those specified. Mulch shall be free from noxious weeds, mold, and other deleterious materials. Mulch materials, which contain matured seed of species that would volunteer and be detrimental to the proposed overseeding, or to surrounding farm land, will not be acceptable. Straw or other mulch material which is fresh and/or excessively brittle, or which is in such an advanced stage of decomposition as to smother or retard the planted grass, will not be acceptable.

**a. Hay.** Hay shall be native hay in an air-dry condition and of proper consistency for placing with commercial mulch blowing equipment. Hay shall be sterile, containing no fertile seed.

**908-2.2 Inspection.** The Engineer shall be notified of sources and quantities of mulch materials available and the Contractor shall furnish him with representative samples of the materials to be used 30 days before delivery to the project. These samples may be used as standards with the approval of the Engineer and any materials brought on the site that do not meet these standards shall be rejected.

#### CONSTRUCTION METHODS

**908-3.1 Mulching.** Before spreading mulch, all large clods, stumps, stones, brush, roots, and other foreign material shall be removed from the area to be mulched. Mulch shall be applied immediately after seeding. The spreading of the mulch may be by hand methods, blower, or other mechanical methods, provided a uniform covering is obtained.

Mulch material shall be furnished, hauled, and evenly applied on the area shown on the plans or designated by the Engineer. Straw or hay shall be spread over the surface to a uniform thickness at the rate of 2 to 3 tons per acre to provide a loose depth of not less than 1-1/2 inches nor more than 3 inches. Other organic material shall be spread at the rate directed by the Engineer. Mulch may be blown on the slopes and the use of cutters in the equipment for this purpose will be permitted to the extent that at least 95% of the mulch in place on the slope shall be 6 inches or more in length. When mulches applied by the blowing method are cut, the loose depth in place shall be not less than one inch nor more than 2 inches.

**908-3.2 Securing mulch.** The mulch shall be held in place by light discing, a very thin covering of topsoil, pins, stakes, wire mesh, asphalt binder, or other adhesive material approved by the Engineer. Where mulches have been secured by either of the asphalt binder methods, it will not be permissible to walk on the slopes after the binder has been applied. When an application of asphalt binder material is used to secure the mulch, the Contractor must take every precaution to guard against damaging or disfiguring structures or property on or adjacent to the areas worked and will be held responsible for any such damage resulting from the operation.

T-908-1

If the “peg and string” method is used, the mulch shall be secured by the use of stakes or wire pins driven into the ground on 5-foot centers or less. Binder twine shall be strung between adjacent stakes in straight lines and crisscrossed diagonally over the mulch, after which the stakes shall be firmly driven nearly flush to the ground to draw the twine down tight onto the mulch.

### **908-3.3 Care and repair.**

**a.** The Contractor shall care for the mulched areas until final acceptance of the project. Care shall consist of providing protection against traffic or other use by placing warning signs, as approved by the Engineer, and erecting any barricades that may be shown on the plans before or immediately after mulching has been completed on the designated areas.

**b.** The Contractor shall be required to repair or replace any mulch that is defective or becomes damaged until the project is finally accepted. When, in the judgment of the Engineer, such defects or damages are the result of poor workmanship or failure to meet the requirements of the specifications, the cost of the necessary repairs or replacement shall be borne by the Contractor.

**c.** If the “asphalt spray” method is used, all mulched surfaces shall be sprayed with asphalt binder material so that the surface has a uniform appearance. The binder shall be uniformly applied to the mulch at the rate of approximately 8 gallons per 1,000 square feet, or as directed by the Engineer, with a minimum of 6 gallons and a maximum of 10 gallons per 1,000 square feet depending on the type of mulch and the effectiveness of the binder securing it. Asphalt binder material may be sprayed on the mulched slope areas from either the top or the bottom of the slope. An approved spray nozzle shall be used. The nozzle shall be operated at a distance of not less than 4 feet from the surface of the mulch and uniform distribution of the asphalt material shall be required. A pump or an air compressor of adequate capacity shall be used to ensure uniform distribution of the asphalt material.

**d.** If the “asphalt mix” method is used, the mulch shall be applied by blowing, and the asphalt binder material shall be sprayed into the mulch as it leaves the blower. The binder shall be uniformly applied to the mulch at the rate of approximately 8 gallons per 1,000 square feet or as directed by the Engineer, with a minimum of 6 gallons and a maximum of 10 gallons per 1,000 square feet depending on the type of mulch and the effectiveness of the binder securing it.

## **METHOD OF MEASUREMENT**

**908-4.1** Hydraulic mulch with tackifier shall be measured per the acre or fraction thereof on the basis of the actual surface area acceptably mulched.

## **BASIS OF PAYMENT**

**908-5.1** Payment will be made at the contract unit price per acre or fraction thereof for hydraulic mulch with tackifier. The price shall be full compensation for furnishing all materials and for placing and anchoring the materials, and for all labor, equipment, tools, and incidentals necessary to complete the item.

Payment will be made under:

Item T-908-5.1	Hydraulic Mulch with Tackifier - per acre or fraction thereof
----------------	---

## **REFERENCES**

The publications listed below form a part of this specification to the extent referenced. The publications are referred to within the text by the basic designation only.

T-908-2

ASTM International (ASTM)

ASTM D977                      Standard Specification for Emulsified Asphalt

Advisory Circulars (AC)

AC 150/5200-33                Hazardous Wildlife Attractants on or Near Airports

FAA/United States Department of Agriculture

Wildlife Hazard Management at Airports, A Manual for Airport Personnel

**END OF ITEM T-908**

## Section 402—Hot Mix Recycled Asphaltic Concrete

---

### 402.1 General Description

This work includes producing and placing hot mix recycled asphaltic concrete that incorporates reclaimed asphalt pavement (RAP), reclaimed asphalt shingles (RAS), virgin aggregate, hydrated lime, and neat asphalt cement.

#### 402.1.1 Definitions

General Provisions 101 through 150.

#### 402.1.2 Related References

##### A. Standard Specifications

[Section 400—Hot Mix Asphaltic Concrete Construction](#)

[Section 800—Coarse Aggregate](#)

[Section 828—Hot Mix Asphaltic Concrete Mixtures](#)

##### B. Referenced Documents

Guidelines for RAP Stockpile Approval

#### 402.1.3 Submittals

##### A. Certified Weight Tickets

Notify the Engineer before removing RAP from a stockpile that belongs to the Department. Submit to the Engineer the certified weight tickets of materials removed from the stockpile.

##### B. Affidavit

Submit to the laboratory an affidavit stating the sources of stockpiled materials to be used on a State project. Include the following information in the letter:

- State project number
- Location from which the material was removed
- Approximate removal dates
- Mix types removed and the estimated quantity of each type in the stockpiles
- Other available information about the stockpiled material such as percentage of local sand in the RAP

Obtain specific approval from the laboratory to use RAP or RAS stockpiles.

Adhere to Guidelines for RAP Stockpile Approval.

### 402.2 Materials

#### A. RAP Material Composition

Use RAP materials from any of the following:

- Existing roadway
- Contractor's RAP stockpile that has been approved by the Department
- Department stockpile

**NOTE: The location of Department RAP material stockpiles will be given on the Plans.**

## Section 402—Hot Mix Recycled Asphaltic Concrete

---

Do not use RAP materials that contain alluvial gravel or local sand in any mixture placed on interstate projects except for mixtures used in shoulder construction. When used in shoulder construction, limit RAP containing local sand or alluvial gravel so that the sand or gravel contributes no more than 20% of the total aggregate portion of the mix.

### 1. RAP Percentage

For non-interstate projects, limit the percentage of RAP allowed in recycled mixes so that the overall amount of alluvial gravel does not exceed 5 percent of the total mix. The percentage of alluvial gravel, local sand, and Group I material in the RAP will be determined through petrographic analysis or available records.

RAP furnished to the Contractor but not used in the work remains the Contractor's property.

RAP used in the recycled mixtures for mainline or ramps (if applicable) may make up from 0 to 40 percent of the mixture depending on the amount of RAP available, the production facilities, and whether the mixture meets the requirements in [Section 828](#).

The maximum ratio of RAP material to the recycled mixture is 40 percent for continuous mix type plants and 25 percent for batch type plants.

### 2. Process RAP Material

Process RAP material to be used in the recycled mixture so that 100 percent will pass the 2 in (50 mm) sieve.

Additional crushing and sizing may be required if the RAP aggregate exceeds the maximum sieve size for the mix type as shown in [Section 828](#). Obtain representative materials from the RAP stockpile for the mix design.

## B. RAS Material

RAS materials are produced as a by-product of manufacturing roofing shingles and/or discarded shingle scrap from the reroofing of buildings.

1. Limit the amount of RAS material used in the recycled mixture to no greater than 5 percent of the total mixture weight.
2. Shred the RAS material before incorporating it into the mix to ensure that 100 percent of the shredded pieces are less than 1/2 in (12.5 mm) in any dimension.
3. Remove all foreign materials such as paper, roofing nails, wood, or metal flashing.
4. Provide test results for Bulk Sample Analysis, known as Polarized Light Microscopy, if post-consumer shingles are used to certify the RAS material is free of asbestos. Test stockpiles at the rate of one test per 1000 tons (megagrams) prior to processing.

Other than as specifically stated in this Subsection, ensure that RAS material is used according to the same requirements as described for RAP material.

## C. Asphaltic Concrete Removed from an Existing Roadway

Asphaltic concrete removed from an existing roadway becomes the Contractor's property unless specified otherwise on the Plans. RAP material retained by the Department is designated on the Plans, and the RAP shall be stockpiled at the location specified on the Plans.

## D. Local Sand and Group I Material in RAP

Use of local sand in recycled mixes is restricted as stipulated in [Section 828](#) for the Project. However, RAP which contains local sand may be used in surface and intermediate layers of non-interstate projects so long as the RAP percentage used does not contribute more than 5% local sand to the total aggregate portion of the mix. The amount of local sand in the RAP material shall be considered when determining the percentage of local sand in the total mix.

Where Pay Items specify that Group II only aggregate is to be used, RAP which consists primarily of Group II aggregate, but contains some Group I aggregate, shall be limited such that the Group I aggregate makes up no more than 5% of the total aggregate portion of the mix. When a Blend I mix is specified, any Group I materials in the RAP will be considered when determining the Group I portion allowed in the total mix as specified in [Subsection 828.2.A.2](#).



## Section 402—Hot Mix Recycled Asphaltic Concrete

---

### E. Asphalt Cement

Using laboratory evaluations, the Department will determine the asphalt cement grade to be used in the recycled mixture. The asphalt cement shall meet the requirements of [Section 820](#).

When the asphalt cement is blended with asphalt cement recovered from the RAP material and after tests on residue from thin film oven tests, the asphalt cement shall have a viscosity of 6,000 to 16,000 poises (600 to 1600 Pa) or as approved by the Engineer. Recover asphalt cement from the recycled mixture to verify that the specified viscosity is being met.

If the Engineer determines during construction that the selected asphalt cement grade is not performing satisfactorily, the Department may change the asphalt cement grade in the mixture, with no change in the Contract Unit Price.

### F. Recycled Mixture

The recycled mixture shall be a homogenous mixture of RAP or RAS material, virgin aggregate, hydrated lime, and neat asphalt cement. Ensure that the mixture conforms to an approved mixture design outlined in [Section 828](#).

#### 402.2.01 Delivery, Storage, and Handling

Separate the stockpiles by Project sources and by Group I and Group II aggregate types. Erect a sign on each stockpile to identify the source(s).

If RAP material from different project sources becomes intermixed in a stockpile, only use those materials when approved by the laboratory.

The Department may reject by visual inspection stockpiles that are not clean and free of foreign materials.

### 402.3 Construction Requirements

#### 402.3.1 Personnel

General Provisions 101 through 150.

#### 402.3.2 Equipment

##### A. Hot Mix Plant

Use a hot mix plant for the recycling process with necessary modifications approved by the Engineer to process recycled material. Design, equip, and operate the plant so that the proportioning, heating, and mixing yields a uniform final mixture within the job mix formula tolerances.

##### B. Cold Feed Bin

Proportion the RAP or RAS material using a separate cold feed bin. Ensure that the material meets the size requirements in [Subsection 402.2, "Materials."](#) The ratio of the RAP or RAS to virgin aggregate shall be controlled gravimetrically.

##### C. Electronic Belt Weighing Devices

Use electronic belt weighing devices to monitor the flow of RAP or RAS and the flow of virgin aggregate. For batch-type plants, the RAP or RAS portion of the mix may be weighed in a weigh hopper before incorporating it into the pugmill.

##### D. Feeders and Conveyors

Equip plants with an interlocking system of feeders and conveyors that synchronize the RAP or RAS material flow with the virgin aggregate flow. Ensure that the electronic controls track the flow rates indicated by the belt weighing devices and develop the signal to automatically maintain the desired ratio at varying production rates. Design the RAP or RAS feeder bins, conveyor system, and auxiliary bins (if used) to prevent RAP material from segregating and sticking.

## Section 402—Hot Mix Recycled Asphaltic Concrete

### 402.3.3 Preparation

General Provisions 101 through 150.

### 402.3.4 Fabrication

General Provisions 101 through 150.

### 402.3.5 Construction

Follow the requirements in Section 400 for hot mix recycled asphaltic concrete production and placement, materials, equipment, and acceptance plans except as noted or modified in this Specification.

### 402.3.6 Quality Acceptance

The Department may require additional quality control tests to determine the RAP stockpile consistency and the RAP aggregate quality. In this case, conduct at least three extraction/gradation tests from each individual source. Ensure that aggregate meets the quality standards in [Section 800](#).

### 402.3.7 Contractor Warranty and Maintenance

General Provisions 101 through 150.

## 402.4 Measurement

Recycled asphaltic concrete mixture, complete in place and accepted, is measured in tons. The weight is determined by recorded weights if an approved recording device is used. Or, the weight is determined by weighing each loaded vehicle on an approved motor truck scale as the material is hauled to the roadway.

### 402.4.01 Limits

General Provisions 101 through 150.

## 402.5 Payment

The work performed and the materials furnished as described in this Specification will be paid for at the Contract Unit Price per ton. Payment is full compensation for providing materials, hauling and necessary crushing, processing, placing, rolling and finishing the recycled mixture, and providing labor, tools, equipment, and incidentals necessary to complete the work, including hauling and stockpiling RAP or RAS material.

Payment will be made under:

Item No. 402	Recycled asphaltic concrete 12.5 mm , Group I or II, including bituminous materials and hydrated lime	Per ton
--------------	---	---------

### 402.5.01 Adjustments

General Provisions 101 through 150.

# **APPENDIX A**

**USDOT FEDERAL AVIATION ADMINISTRATION  
ADVISORY CIRCULAR NO. 150/5370-2G**

**Intentionally Left Blank**



U.S. Department  
of Transportation  
**Federal Aviation  
Administration**

# Advisory Circular

---

**Subject:** Operational Safety on  
Airports During Construction

**Date:** 12/13/2017

**AC No:** 150/5370-2G

**Initiated By:** AAS-100

**Change:**

---

1 **Purpose.**

This AC sets forth guidelines for operational safety on airports during construction.

2 **Cancellation.**

This AC cancels AC 150/5370-2F, *Operational Safety on Airports during Construction*, dated September 29, 2011.

3 **Application.**

This AC assists airport operators in complying with Title 14 Code of Federal Regulations (CFR) Part 139, *Certification of Airports*. For those certificated airports, this AC provides one way, but not the only way, of meeting those requirements. The use of this AC is mandatory for those airport construction projects receiving funds under the Airport Improvement Program (AIP). See Grant Assurance No. 34, *Policies, Standards, and Specifications*. While we do not require non-certificated airports without grant agreements or airports using Passenger Facility Charge (PFC) Program funds for construction projects to adhere to these guidelines, we recommend that they do so to help these airports maintain operational safety during construction.

4 **Related Documents.**

ACs and Orders referenced in the text of this AC do not include a revision letter, as they refer to the latest version. [Appendix A](#) contains a list of reading material on airport construction, design, and potential safety hazards during construction, as well as instructions for obtaining these documents.

5 **Principal Changes.**

The AC incorporates the following principal changes:

1. Notification about impacts to both airport owned and FAA-owned NAVAIDs was added. See paragraph [2.13.5.3](#), NAVAIDs.

2. Guidance for the use of orange construction signs was added. See paragraph 2.18.4.2, Temporary Signs.
3. Open trenches or excavations may be permitted in the taxiway safety area while the taxiway is open to aircraft operations, subject to restrictions. See paragraph 2.22.3.4, Excavations.
4. Guidance for temporary shortened runways and displaced thresholds has been enhanced. See Figure 2-1 and Figure 2-2.
5. Figures have been improved and a new Appendix F on the placement of orange construction signs has been added.

Hyperlinks (allowing the reader to access documents located on the internet and to maneuver within this document) are provided throughout this document and are identified with underlined text. When navigating within this document, return to the previously viewed page by pressing the “ALT” and “ ← ” keys simultaneously.

Figures in this document are schematic representations and are not to scale.

6 **Use of Metrics.**


Throughout this AC, U.S. customary units are used followed with “soft” (rounded) conversion to metric units. The U.S. customary units govern.

7 **Where to Find this AC.**

You can view a list of all ACs at [http://www.faa.gov/regulations\\_policies/advisory\\_circulars/](http://www.faa.gov/regulations_policies/advisory_circulars/). You can view the Federal Aviation Regulations at [http://www.faa.gov/regulations\\_policies/faa\\_regulations/](http://www.faa.gov/regulations_policies/faa_regulations/).

8 **Feedback on this AC.**

If you have suggestions for improving this AC, you may use the Advisory Circular Feedback form at the end of this AC.



John R. Dermody  
Director of Airport Safety and Standards

## CONTENTS

Paragraph	Page
<b>Chapter 1. Planning an Airfield Construction Project .....</b>	<b>1-1</b>
1.1 Overview.....	1-1
1.2 Plan for Safety.....	1-1
1.3 Develop a Construction Safety and Phasing Plan (CSPP).....	1-3
1.4 Who Is Responsible for Safety During Construction?.....	1-4
<b>Chapter 2. Construction Safety and Phasing Plans .....</b>	<b>2-1</b>
2.1 Overview.....	2-1
2.2 Assume Responsibility.....	2-1
2.3 Submit the CSPP.....	2-1
2.4 Meet CSPP Requirements.....	2-2
2.5 Coordination. ....	2-6
2.6 Phasing.....	2-7
2.7 Areas and Operations Affected by Construction Activity. ....	2-7
2.8 Navigation Aid (NAVAID) Protection.....	2-11
2.9 Contractor Access. ....	2-11
2.10 Wildlife Management. ....	2-15
2.11 Foreign Object Debris (FOD) Management. ....	2-16
2.12 Hazardous Materials (HAZMAT) Management.....	2-16
2.13 Notification of Construction Activities.....	2-16
2.14 Inspection Requirements.....	2-18
2.15 Underground Utilities. ....	2-19
2.16 Penalties. ....	2-19
2.17 Special Conditions. ....	2-19
2.18 Runway and Taxiway Visual Aids. ....	2-19
2.19 Marking and Signs for Access Routes. ....	2-29
2.20 Hazard Marking, Lighting and Signing. ....	2-30
2.21 Work Zone Lighting for Nighttime Construction.....	2-32
2.22 Protection of Runway and Taxiway Safety Areas. ....	2-33
2.23 Other Limitations on Construction. ....	2-37

<b>Chapter 3. Guidelines for Writing a CSPP .....</b>	<b>3-1</b>
3.1 General Requirements.....	3-1
3.2 Applicability of Subjects.....	3-1
3.3 Graphical Representations. ....	3-1
3.4 Reference Documents. ....	3-2
3.5 Restrictions. ....	3-2
3.6 Coordination. ....	3-2
3.7 Phasing.....	3-2
3.8 Areas and Operations Affected by Construction. ....	3-2
3.9 NAVAID Protection. ....	3-2
3.10 Contractor Access. ....	3-3
3.11 Wildlife Management. ....	3-4
3.12 FOD Management.....	3-4
3.13 HAZMAT Management.....	3-4
3.14 Notification of Construction Activities.....	3-4
3.15 Inspection Requirements.....	3-5
3.16 Underground Utilities. ....	3-5
3.17 Penalties. ....	3-5
3.18 Special Conditions. ....	3-5
3.19 Runway and Taxiway Visual Aids. ....	3-6
3.20 Marking and Signs for Access Routes. ....	3-6
3.21 Hazard Marking and Lighting.....	3-6
3.22 Work Zone Lighting for Nighttime Construction.....	3-6
3.23 Protection of Runway and Taxiway Safety Areas. ....	3-7
3.24 Other Limitations on Construction. ....	3-7
<b>Appendix A. Related Reading Material .....</b>	<b>A-1</b>
<b>Appendix B. Terms and Acronyms .....</b>	<b>B-1</b>
<b>Appendix C. Safety and Phasing Plan Checklist.....</b>	<b>C-1</b>
<b>Appendix D. Construction Project Daily Safety Inspection Checklist.....</b>	<b>D-1</b>
<b>Appendix E. Sample Operational Effects Table.....</b>	<b>E-1</b>
<b>Appendix F. Orange Construction Signs .....</b>	<b>F-1</b>



## FIGURES

<b>Number</b>	<b>Page</b>
Figure 2-1. Temporary Partially Closed Runway .....	2-9
Figure 2-2. Temporary Displaced Threshold.....	2-10
Figure 2-3. Markings for a Temporarily Closed Runway.....	2-21
Figure 2-4. Temporary Taxiway Closure.....	2-22
Figure 2-5. Temporary Outboard White Threshold Bars and Yellow Arrowheads .....	2-24
Figure 2-6. Lighted X in Daytime.....	2-26
Figure 2-7. Lighted X at Night.....	2-26
Figure 2-8. Interlocking Barricades .....	2-31
Figure 2-9. Low Profile Barricades .....	2-32
Figure E-1. Phase I Example .....	E-1
Figure E-2. Phase II Example .....	E-2
Figure E-3. Phase III Example.....	E-3
Figure F-1. Approved Sign Legends.....	F-1
Figure F-2. Orange Construction Sign Example 1.....	F-2
Figure F-3. Orange Construction Sign Example 2.....	F-3

## TABLES

<b>Number</b>	<b>Page</b>
Table A-1. FAA Publications .....	A-1
Table A-2. Code of Federal Regulation.....	A-3
Table B-1. Terms and Acronyms.....	B-1
Table C-1. CSPP Checklist.....	C-1
Table D-1. Potentially Hazardous Conditions .....	D-1
Table E-1. Operational Effects Table .....	E-4
Table E-2. Runway and Taxiway Edge Protection.....	E-6
Table E-3. Protection Prior to Runway Threshold.....	E-7

Page Intentionally Blank

## CHAPTER 1. PLANNING AN AIRFIELD CONSTRUCTION PROJECT

### 1.1 Overview.

Airports are complex environments, and procedures and conditions associated with construction activities often affect aircraft operations and can jeopardize operational safety. Safety considerations are paramount and may make operational impacts unavoidable. However, careful planning, scheduling, and coordination of construction activities can minimize disruption of normal aircraft operations and avoid situations that compromise the airport's operational safety. The airport operator must understand how construction activities and aircraft operations affect one another to be able to develop an effective plan to complete the project. While the guidance in this AC is primarily used for construction operations, the concepts, methods and procedures described may also enhance the day-to-day airport maintenance operations, such as lighting maintenance and snow removal operations.

### 1.2 Plan for Safety.

Safety, maintaining aircraft operations, and construction costs are all interrelated. Since safety must not be compromised, the airport operator must strike a balance between maintaining aircraft operations and construction costs. This balance will vary widely depending on the operational needs and resources of the airport and will require early coordination with airport users and the FAA. As the project design progresses, the necessary construction locations, activities, and associated costs will be identified and their impact to airport operations must be assessed. Adjustments are made to the proposed construction activities, often by phasing the project, and/or to airport operations to maintain operational safety. This planning effort will ultimately result in a project Construction Safety and Phasing Plan (CSPP). The development of the CSPP takes place through the following five steps:

#### 1.2.1 Identify Affected Areas.

The airport operator must determine the geographic areas on the airport affected by the construction project. Some, such as a runway extension, will be defined by the project. Others may be variable, such as the location of haul routes and material stockpiles.

#### 1.2.2 Describe Current Operations.

Identify the normal airport operations in each affected area for each phase of the project. This becomes the baseline from which the impact on operations by construction activities can be measured. This should include a narrative of the typical users and aircraft operating within the affected areas. It should also include information related to airport operations: the Aircraft Approach Category (AAC) and Airplane Design Group (ADG) of the airplanes that operate on each runway; the ADG and Taxiway Design Group (TDG)<sup>1</sup> for each affected taxiway; designated approach visibility minimums;

---

<sup>1</sup> Find Taxiway Design Group information in [AC 150/5300-13, Airport Design](#).

available approach and departure procedures; most demanding aircraft; declared distances; available air traffic control services; airport Surface Movement Guidance and Control System (SMGCS) plan; and others. The applicable seasons, days and times for certain operations should also be identified as applicable.

#### 1.2.3 Allow for Temporary Changes to Operations.

To the extent practical, current airport operations should be maintained during the construction. In consultation with airport users, Aircraft Rescue and Fire Fighting (ARFF) personnel, and FAA Air Traffic Organization (ATO) personnel, the airport operator should identify and prioritize the airport's most important operations. The construction activities should be planned, through project phasing if necessary, to safely accommodate these operations. When the construction activities cannot be adjusted to safely maintain current operations, regardless of their importance, then the operations must be revised accordingly. Allowable changes include temporary revisions to approach procedures, restricting certain aircraft to specific runways and taxiways, suspension of certain operations, decreased weights for some aircraft due to shortened runways, and other changes. An example of a table showing temporary operations versus current operations is shown in Appendix E.

#### 1.2.4 Take Required Measures to Revise Operations.

Once the level and type of aircraft operations to be maintained are identified, the airport operator must determine the measures required to safely conduct the planned operations during the construction. These measures will result in associated costs, which can be broadly interpreted to include not only direct construction costs, but also loss of revenue from impacted operations. Analysis of costs may indicate a need to reevaluate allowable changes to operations. As aircraft operations and allowable changes will vary widely among airports, this AC presents general guidance on those subjects.

#### 1.2.5 Manage Safety Risk.

The FAA is committed to incorporating proactive safety risk management (SRM) tools into its decision-making processes. FAA Order 5200.11, *FAA Airports (ARP) Safety Management System (SMS)*, requires the FAA to conduct a Safety Assessment for certain triggering actions. Certain airport projects may require the airport operator to provide a Project Proposal Summary to help the FAA determine whether a Safety Assessment is required prior to FAA approval of the CSPP. The airport operator must coordinate with the appropriate FAA Airports Regional or District Office early in the development of the CSPP to determine the need for a Safety Risk Assessment. If the FAA requires an assessment, the airport operator must at a minimum:

1. Notify the appropriate FAA Airports Regional or District Office during the project "scope development" phase of any project requiring a CSPP.
2. Provide documents identified by the FAA as necessary to conduct SRM.
3. Participate in the SRM process for airport projects.
4. Provide a representative to participate on the SRM panel.

5. Ensure that all applicable SRM identified risks elements are recorded and mitigated within the CSPP.

### 1.3 **Develop a Construction Safety and Phasing Plan (CSPP).**

Development of an effective CSPP will require familiarity with many other documents referenced throughout this AC. See Appendix A for a list of related reading material.

#### 1.3.1 List Requirements.

A CSPP must be developed for each on-airfield construction project funded by the Airport Improvement Program (AIP) or located on an airport certificated under Part 139. For on-airfield construction projects at Part 139 airports funded without AIP funds, the preparation of a CSPP represents an acceptable method the certificate holder may use to meet Part 139 requirements during airfield construction activity. As per FAA Order 5200.11, projects that require Safety Assessments do not include construction, rehabilitation, or change of any facility that is entirely outside the air operations area, does not involve any expansion of the facility envelope and does not involve construction equipment, haul routes or placement of material in locations that require access to the air operations area, increase the facility envelope, or impact line-of-sight. Such facilities may include passenger terminals and parking or other structures. However, extraordinary circumstances may trigger the need for a Safety Assessment and a CSPP. The CSPP is subject to subsequent review and approval under the FAA's Safety Risk Management procedures (see paragraph 1.2.5).

#### 1.3.2 Prepare a Safety Plan Compliance Document (SPCD).

The Safety Plan Compliance Document (SPCD) details how the contractor will comply with the CSPP. Also, it will not be possible to determine all safety plan details (for example specific hazard equipment and lighting, contractor's points of contact, construction equipment heights) during the development of the CSPP. The successful contractor must define such details by preparing an SPCD that the airport operator reviews for approval prior to issuance of a notice-to-proceed. The SPCD is a subset of the CSPP, similar to how a shop drawing review is a subset to the technical specifications.

#### 1.3.3 Assume Responsibility for the CSPP.

The airport operator is responsible for establishing and enforcing the CSPP. The airport operator may use the services of an engineering consultant to help develop the CSPP. However, writing the CSPP cannot be delegated to the construction contractor. Only those details the airport operator determines cannot be addressed before contract award are developed by the contractor and submitted for approval as the SPCD. The SPCD does not restate nor propose differences to provisions already addressed in the CSPP.

## 1.4 **Who Is Responsible for Safety During Construction?**

### 1.4.1 Establish a Safety Culture.

Everyone has a role in operational safety on airports during construction: the airport operator, the airport's consultants, the construction contractor and subcontractors, airport users, airport tenants, ARFF personnel, Air Traffic personnel, including Technical Operations personnel, FAA Airports Division personnel, and others, such as military personnel at any airport supporting military operations (e.g. national guard or a joint use facility). Close communication and coordination between all affected parties is the key to maintaining safe operations. Such communication and coordination should start at the project scoping meeting and continue through the completion of the project. The airport operator and contractor should conduct onsite safety inspections throughout the project and immediately remedy any deficiencies, whether caused by negligence, oversight, or project scope change.

### 1.4.2 Assess Airport Operator's Responsibilities.

An airport operator has overall responsibility for all activities on an airport, including construction. This includes the predesign, design, preconstruction, construction, and inspection phases. Additional information on the responsibilities listed below can be found throughout this AC. The airport operator must:

- 1.4.2.1 Develop a CSPP that complies with the safety guidelines of Chapter 2, Construction Safety and Phasing Plans, and Chapter 3, Guidelines for Writing a CSPP. The airport operator may develop the CSPP internally or have a consultant develop the CSPP for approval by the airport operator. For tenant sponsored projects, approve a CSPP developed by the tenant or its consultant.
- 1.4.2.2 Require, review and approve the SPCD by the contractor that indicates how it will comply with the CSPP and provides details that cannot be determined before contract award.
- 1.4.2.3 Convene a preconstruction meeting with the construction contractor, consultant, airport employees and, if appropriate, tenant sponsor and other tenants to review and discuss project safety before beginning construction activity. The appropriate FAA representatives should be invited to attend the meeting. See AC 150/5370-12, Quality Management for Federally Funded Airport Construction Projects. (Note “FAA” refers to the Airports Regional or District Office, the Air Traffic Organization, Flight Standards Service, and other offices that support airport operations, flight regulations, and construction/environmental policies.)
- 1.4.2.4 Ensure contact information is accurate for each representative/point of contact identified in the CSPP and SPCD.
- 1.4.2.5 Hold weekly or, if necessary, daily safety meetings with all affected parties to coordinate activities.
- 1.4.2.6 Notify users, ARFF personnel, and FAA ATO personnel of construction and conditions that may adversely affect the operational safety of the airport via Notices to Airmen (NOTAM) and other methods, as appropriate. Convene a meeting for review and discussion if necessary.
- 1.4.2.7 Ensure construction personnel know applicable airport procedures and changes to those procedures that may affect their work.
- 1.4.2.8 Ensure that all temporary construction signs are located per the scheduled list for each phase of the project.
- 1.4.2.9 Ensure construction contractors and subcontractors undergo training required by the CSPP and SPCD.
- 1.4.2.10 Ensure vehicle and pedestrian operations addressed in the CSPP and SPCD are coordinated with airport tenants, the airport traffic control tower (ATCT), and construction contractors.
- 1.4.2.11 At certificated airports, ensure each CSPP and SPCD is consistent with Part 139.

- 1.4.2.12 Conduct inspections sufficiently frequently to ensure construction contractors and tenants comply with the CSPP and SPCD and that there are no altered construction activities that could create potential safety hazards.
  - 1.4.2.13 Take immediate action to resolve safety deficiencies.
  - 1.4.2.14 At airports subject to 49 CFR Part 1542, *Airport Security*, ensure construction access complies with the security requirements of that regulation.
  - 1.4.2.15 Notify appropriate parties when conditions exist that invoke provisions of the CSPP and SPCD (for example, implementation of low-visibility operations).
  - 1.4.2.16 Ensure prompt submittal of a Notice of Proposed Construction or Alteration (Form 7460-1) for conducting an aeronautical study of potential obstructions such as tall equipment (cranes, concrete pumps, other), stock piles, and haul routes. A separate form may be filed for each potential obstruction, or one form may be filed describing the entire construction area and maximum equipment height. In the latter case, a separate form must be filed for any object beyond or higher than the originally evaluated area/height. The FAA encourages online submittal of forms for expediency at <https://oeaaa.faa.gov/oeaaa/external/portal.jsp>. The appropriate FAA Airports Regional or District Office can provide assistance in determining which objects require an aeronautical study.
  - 1.4.2.17 Ensure prompt transmission of the Airport Sponsor Strategic Event Submission, FAA Form 6000-26, located at [https://oeaaa.faa.gov/oeaaa/external/content/AIRPORT\\_SPONSOR\\_STRATEGIC\\_EVENT\\_SUBMISSION\\_FORM.pdf](https://oeaaa.faa.gov/oeaaa/external/content/AIRPORT_SPONSOR_STRATEGIC_EVENT_SUBMISSION_FORM.pdf), to assure proper coordination for NAS Strategic Interruption per Service Level Agreement with ATO.
  - 1.4.2.18 Promptly notify the FAA Airports Regional or District Office of any proposed changes to the CSPP prior to implementation of the change. Changes to the CSPP require review and approval by the airport operator and the FAA. The FAA Airports Regional or District office will determine if further coordination within the FAA is needed. Coordinate with appropriate local and other federal government agencies, such as Environmental Protection Agency (EPA), Occupational Safety and Health Administration (OSHA), Transportation Security Administration (TSA), and the state environmental agency.
- 1.4.3 Define Construction Contractor's Responsibilities.  
The contractor is responsible for complying with the CSPP and SPCD. The contractor must:



- 1.4.3.1 Submit a Safety Plan Compliance Document (SPCD) to the airport operator describing how it will comply with the requirements of the CSPP and supply any details that could not be determined before contract award. The SPCD must include a certification statement by the contractor, indicating an understanding of the operational safety requirements of the CSPP and the assertion of compliance with the approved CSPP and SPCD unless written approval is granted by the airport operator. Any construction practice proposed by the contractor that does not conform to the CSPP and SPCD may impact the airport's operational safety and will require a revision to the CSPP and SPCD and re-coordination with the airport operator and the FAA in advance.
- 1.4.3.2 Have available at all times copies of the CSPP and SPCD for reference by the airport operator and its representatives, and by subcontractors and contractor employees.
- 1.4.3.3 Ensure that construction personnel are familiar with safety procedures and regulations on the airport. Provide a point of contact who will coordinate an immediate response to correct any construction-related activity that may adversely affect the operational safety of the airport. Many projects will require 24-hour coverage.
- 1.4.3.4 Identify in the SPCD the contractor's on-site employees responsible for monitoring compliance with the CSPP and SPCD during construction. At least one of these employees must be on-site when active construction is taking place.
- 1.4.3.5 Conduct sufficient inspections to ensure construction personnel comply with the CSPP and SPCD and that there are no altered construction activities that could create potential safety hazards.
- 1.4.3.6 Restrict movement of construction vehicles and personnel to permitted construction areas by flagging, barricading, erecting temporary fencing, or providing escorts, as appropriate, and as specified in the CSPP and SPCD.
- 1.4.3.7 Ensure that no contractor employees, employees of subcontractors or suppliers, or other persons enter any part of the air operations area (AOA) from the construction site unless authorized.
- 1.4.3.8 Ensure prompt submittal through the airport operator of Form 7460-1 for the purpose of conducting an aeronautical study of contractor equipment such as tall equipment (cranes, concrete pumps, and other equipment), stock piles, and haul routes when different from cases previously filed by the airport operator. The FAA encourages online submittal of forms for expediency at <https://oeaaa.faa.gov/oeaaa/external/portal.jsp>.

- 1.4.3.9 Ensure that all necessary safety mitigations are understood by all parties involved, and any special requirements of each construction phase will be fulfilled per the approved timeframe.
- 1.4.3.10 Participate in pre-construction meetings to review construction limits, safety mitigations, NOTAMs, and understand all special airport operational needs during each phase of the project.

#### 1.4.4 Define Tenant's Responsibilities.

If planning construction activities on leased property, Airport tenants, such as airline operators, fixed base operators, and FAA ATO/Technical Operations sponsoring construction are strongly encouraged to:

1. Develop, or have a consultant develop, a project specific CSPP and submit it to the airport operator. The airport operator may forgo a complete CSPP submittal and instead incorporate appropriate operational safety principles and measures addressed in the advisory circular within their tenant lease agreements.
2. In coordination with its contractor, develop an SPCD and submit it to the airport operator for approval issued prior to issuance of a Notice to Proceed.
3. Ensure that construction personnel are familiar with safety procedures and regulations on the airport during all phases of the construction.
4. Provide a point of contact of who will coordinate an immediate response to correct any construction-related activity that may adversely affect the operational safety of the airport.
5. Identify in the SPCD the contractor's on-site employees responsible for monitoring compliance with the CSPP and SPCD during construction. At least one of these employees must be on-site when active construction is taking place.
6. Ensure that no tenant or contractor employees, employees of subcontractors or suppliers, or any other persons enter any part of the AOA from the construction site unless authorized.
7. Restrict movement of construction vehicles to construction areas by flagging and barricading, erecting temporary fencing, or providing escorts, as appropriate, as specified in the CSPP and SPCD.
8. Ensure prompt submittal through the airport operator of Form 7460-1 for conducting an aeronautical study of contractor equipment such as tall equipment (cranes, concrete pumps, other), stock piles, and haul routes. The FAA encourages online submittal of forms for expediency at <https://oeaaa.faa.gov/oeaaa/external/portal.jsp>.
9. Participate in pre-construction meetings to review construction limits, safety mitigations, NOTAMs, and understand all special airport operational needs during each phase of the project.

## CHAPTER 2. CONSTRUCTION SAFETY AND PHASING PLANS

### 2.1 **Overview.**

Aviation safety is the primary consideration at airports, especially during construction. The airport operator's CSPP and the contractor's Safety Plan Compliance Document (SPCD) are the primary tools to ensure safety compliance when coordinating construction activities with airport operations. These documents identify all aspects of the construction project that pose a potential safety hazard to airport operations and outline respective mitigation procedures for each hazard. They must provide information necessary for the Airport Operations department to conduct airfield inspections and expeditiously identify and correct unsafe conditions during construction. All aviation safety provisions included within the project drawings, contract specifications, and other related documents must also be reflected in the CSPP and SPCD.

### 2.2 **Assume Responsibility.**

Operational safety on the airport remains the airport operator's responsibility at all times. The airport operator must develop, certify, and submit for FAA approval each CSPP. It is the airport operator's responsibility to apply the requirements of the FAA approved CSPP. The airport operator must revise the CSPP when conditions warrant changes and must submit the revised CSPP to the FAA for approval. The airport operator must also require and approve a SPCD from the project contractor.

### 2.3 **Submit the CSPP.**

Construction Safety and Phasing Plans should be developed concurrently with the project design. Milestone versions of the CSPP should be submitted for review and approval as follows. While these milestones are not mandatory, early submission will help to avoid delays. Submittals are preferred in 8.5 × 11 inch or 11 × 17 inch format for compatibility with the FAA's Obstruction Evaluation / Airport Airspace Analysis (OE / AAA) process.

#### 2.3.1 Submit an Outline/Draft.

By the time approximately 25% to 30% of the project design is completed, the principal elements of the CSPP should be established. Airport operators are encouraged to submit an outline or draft, detailing all CSPP provisions developed to date, to the FAA for review at this stage of the project design.

#### 2.3.2 Submit a CSPP.

The CSPP should be formally submitted for FAA approval when the project design is 80 percent to 90 percent complete. Since provisions in the CSPP will influence contract costs, it is important to obtain FAA approval in time to include all such provisions in the procurement contract.

### 2.3.3 Submit an SPCD.

The contractor should submit the SPCD to the airport operator for approval to be issued prior to the Notice to Proceed.

### 2.3.4 Submit CSPP Revisions.

All revisions to a previously approved CSPP must be re-submitted to the FAA for review and approval/disapproval action.

## 2.4 **Meet CSPP Requirements.**

2.4.1 To the extent possible, the CSPP should address the following as outlined in Chapter 3, Guidelines for Writing a CSPP. Details that cannot be determined at this stage are to be included in the SPCD.

1. Coordination.
  - a. Contractor progress meetings.
  - b. Scope or schedule changes.
  - c. FAA ATO coordination.
2. Phasing.
  - a. Phase elements.
  - b. Construction safety drawings.
3. Areas and operations affected by the construction activity.
  - a. Identification of affected areas.
  - b. Mitigation of effects.
4. Protection of navigation aids (NAVAIDs).
5. Contractor access.
  - a. Location of stockpiled construction materials.
  - b. Vehicle and pedestrian operations.
6. Wildlife management.
  - a. Trash.
  - b. Standing water.
  - c. Tall grass and seeds.
  - d. Poorly maintained fencing and gates.
  - e. Disruption of existing wildlife habitat.
7. Foreign Object Debris (FOD) management.
8. Hazardous materials (HAZMAT) management.
9. Notification of construction activities.

- a. Maintenance of a list of responsible representatives/ points of contact.
  - b. NOTAM.
  - c. Emergency notification procedures.
  - d. Coordination with ARFF Personnel.
  - e. Notification to the FAA.
10. Inspection requirements.
    - a. Daily (or more frequent) inspections.
    - b. Final inspections.
  11. Underground utilities.
  12. Penalties.
  13. Special conditions.
  14. Runway and taxiway visual aids. Marking, lighting, signs, and visual NAVAIDs.
    - a. General.
    - b. Markings.
    - c. Lighting and visual NAVAIDs.
    - d. Signs, temporary, including orange construction signs, and permanent signs.
  15. Marking and signs for access routes.
  16. Hazard marking and lighting.
    - a. Purpose.
    - b. Equipment.
  17. Work zone lighting for nighttime construction (if applicable).
  18. Protection of runway and taxiway safety areas, object free areas, obstacle free zones, and approach/departure surfaces.
    - a. Runway Safety Area (RSA).
    - b. Runway Object Free Area (ROFA).
    - c. Taxiway Safety Area (TSA). Provide details for any adjustments to Taxiway Safety Area width to allow continued operation of smaller aircraft. See paragraph 2.22.3.
    - d. Taxiway Object Free Area (TOFA). Provide details for any continued aircraft operations while construction occurs within the TOFA. See paragraph 2.22.4.
    - e. Obstacle Free Zone (OFZ).
    - f. Runway approach/departure surfaces.
  19. Other limitations on construction.
    - a. Prohibitions.

b. Restrictions.

2.4.2 The Safety Plan Compliance Document (SPCD) should include a general statement by the construction contractor that he/she has read and will abide by the CSPP. In addition, the SPCD must include all supplemental information that could not be included in the CSPP prior to the contract award. The contractor statement should include the name of the contractor, the title of the project CSPP, the approval date of the CSPP, and a reference to any supplemental information (that is, “I, (Name of Contractor), have read the (Title of Project) CSPP, approved on (Date), and will abide by it as written and with the following additions as noted:”). The supplemental information in the SPCD should be written to match the format of the CSPP indicating each subject by corresponding CSPP subject number and title. If no supplemental information is necessary for any specific subject, the statement, “No supplemental information,” should be written after the corresponding subject title. The SPCD should not duplicate information in the CSPP:

1. Coordination. Discuss details of proposed safety meetings with the airport operator and with contractor employees and subcontractors.
2. Phasing. Discuss proposed construction schedule elements, including:
  - a. Duration of each phase.
  - b. Daily start and finish of construction, including “night only” construction.
  - c. Duration of construction activities during:
    - i. Normal runway operations.
    - ii. Closed runway operations.
    - iii. Modified runway “Aircraft Reference Code” usage.
3. Areas and operations affected by the construction activity. These areas and operations should be identified in the CSPP and should not require an entry in the SPCD.
4. Protection of NAVAIDs. Discuss specific methods proposed to protect operating NAVAIDs.
5. Contractor access. Provide the following:
  - a. Details on how the contractor will maintain the integrity of the airport security fence (gate guards, daily log of construction personnel, and other).
  - b. Listing of individuals requiring driver training (for certificated airports and as requested).
  - c. Radio communications.
    - i. Types of radios and backup capabilities.
    - ii. Who will be monitoring radios.
    - iii. Who to contact if the ATCT cannot reach the contractor’s designated person by radio.

- d. Details on how the contractor will escort material delivery vehicles.
6. Wildlife management. Discuss the following:
  - a. Methods and procedures to prevent wildlife attraction.
  - b. Wildlife reporting procedures.
7. Foreign Object Debris (FOD) management. Discuss equipment and methods for control of FOD, including construction debris and dust.
8. Hazardous Materials (HAZMAT) management. Discuss equipment and methods for responding to hazardous spills.
9. Notification of construction activities. Provide the following:
  - a. Contractor points of contact.
  - b. Contractor emergency contact.
  - c. Listing of tall or other requested equipment proposed for use on the airport and the timeframe for submitting 7460-1 forms not previously submitted by the airport operator.
  - d. Batch plant details, including 7460-1 submittal.
10. Inspection requirements. Discuss daily (or more frequent) inspections and special inspection procedures.
11. Underground utilities. Discuss proposed methods of identifying and protecting underground utilities.
12. Penalties. Penalties should be identified in the CSPP and should not require an entry in the SPCD.
13. Special conditions. Discuss proposed actions for each special condition identified in the CSPP.
14. Runway and taxiway visual aids. Including marking, lighting, signs, and visual NAVAIDs. Discuss proposed visual aids including the following:
  - a. Equipment and methods for covering signage and airfield lights.
  - b. Equipment and methods for temporary closure markings (paint, fabric, other).
  - c. Temporary orange construction signs.
  - d. Types of temporary Visual Guidance Slope Indicators (VGSI).
15. Marking and signs for access routes. Discuss proposed methods of demarcating access routes for vehicle drivers.
16. Hazard marking and lighting. Discuss proposed equipment and methods for identifying excavation areas.
17. Work zone lighting for nighttime construction (if applicable). Discuss proposed equipment, locations, aiming, and shielding to prevent interference with air traffic control and aircraft operations.

18. Protection of runway and taxiway safety areas, object free areas, obstacle free zones, and approach/departure surfaces. Discuss proposed methods of identifying, demarcating, and protecting airport surfaces including:
  - a. Equipment and methods for maintaining Taxiway Safety Area standards.
  - b. Equipment and methods to ensure the safe passage of aircraft where Taxiway Safety Area or Taxiway Object Free Area standards cannot be maintained.
  - c. Equipment and methods for separation of construction operations from aircraft operations, including details of barricades.
19. Other limitations on construction should be identified in the CSPP and should not require an entry in the SPCD.

## 2.5 **Coordination.**

Airport operators, or tenants responsible for design, bidding and conducting construction on their leased properties, should ensure at all project developmental stages, such as predesign, prebid, and preconstruction conferences, they capture the subject of airport operational safety during construction (see AC 150/5370-12, *Quality Management for Federally Funded Airport Construction Projects*). In addition, the following should be coordinated as required:

### 2.5.1 Progress Meetings.

Operational safety should be a standing agenda item for discussion during progress meetings throughout the project developmental stages.

### 2.5.2 Scope or Schedule Changes.

Changes in the scope or duration at any of the project stages may require revisions to the CSPP and review and approval by the airport operator and the FAA (see paragraph 1.4.2.17).

### 2.5.3 FAA ATO Coordination.

Early coordination with FAA ATO is highly recommended during the design phase and is required for scheduling Technical Operations shutdowns prior to construction. Coordination is critical to restarts of NAVAID services and to the establishment of any special procedures for the movement of aircraft. Formal agreements between the airport operator and appropriate FAA offices are recommended. All relocation or adjustments to NAVAIDs, or changes to final grades in critical areas, should be coordinated with FAA ATO and may require an FAA flight inspection prior to restarting the facility. Flight inspections must be coordinated and scheduled well in advance of the intended facility restart. Flight inspections may require a reimbursable agreement between the airport operator and FAA ATO. Reimbursable agreements should be coordinated a minimum of 12 months prior to the start of construction. (See paragraph 2.13.5.3.2 for required FAA notification regarding FAA-owned NAVAIDs.)



## 2.6 **Phasing.**

Once it has been determined what types and levels of airport operations will be maintained, the most efficient sequence of construction may not be feasible. In this case, the sequence of construction may be phased to gain maximum efficiency while allowing for the required operations. The development of the resulting construction phases should be coordinated with local Air Traffic personnel and airport users. The sequenced construction phases established in the CSPP must be incorporated into the project design and must be reflected in the contract drawings and specifications.

### 2.6.1 Phase Elements.

For each phase the CSPP should detail:

- Areas closed to aircraft operations.
- Duration of closures.
- Taxi routes and/or areas of reduced TSA and TOFA to reflect reduced ADG use.
- ARFF access routes.
- Construction staging, disposal, and cleanout areas.
- Construction access and haul routes.
- Impacts to NAVAIDs.
- Lighting, marking, and signing changes.
- Available runway length and/or reduced RSA and ROFA to reflect reduced ADG use.
- Declared distances (if applicable).
- Required hazard marking, lighting, and signing.
- Work zone lighting for nighttime construction (if applicable).
- Lead times for required notifications.

### 2.6.2 Construction Safety Drawings.

Drawings specifically indicating operational safety procedures and methods in affected areas (i.e., construction safety drawings) should be developed for each construction phase. Such drawings should be included in the CSPP as referenced attachments and should also be included in the contract drawing package.

## 2.7 **Areas and Operations Affected by Construction Activity.**

Runways and taxiways should remain in use by aircraft to the maximum extent possible without compromising safety. Pre-meetings with the FAA ATO will support operational simulations. See Appendix E for an example of a table showing temporary operations versus current operations. The tables in Appendix E can be useful for coordination among all interested parties, including FAA Lines of Business.

## 2.7.1 Identification of Affected Areas.

Identifying areas and operations affected by the construction helps to determine possible safety problems. The affected areas should be identified in the construction safety drawings for each construction phase. (See paragraph 2.6.2.) Of particular concern are:

### 2.7.1.1 **Closing, or Partial Closing, of Runways, Taxiways and Aprons, and Displaced Thresholds.**

When a runway is partially closed, a portion of the pavement is unavailable for any aircraft operation, meaning taxiing, landing, or takeoff in either direction on that pavement is prohibited. A displaced threshold, by contrast, is established to ensure obstacle clearance and adequate safety area for landing aircraft. The pavement prior to the displaced threshold is normally available for take-off in the direction of the displacement and for landing and takeoff in the opposite direction. Misunderstanding this difference, may result in issuance of an inaccurate NOTAM, and can lead to a hazardous condition.

#### 2.7.1.1.1 Partially Closed Runways.

The temporarily closed portion of a partially closed runway will generally extend from the threshold to a taxiway that may be used for entering and exiting the runway. If the closed portion extends to a point between taxiways, pilots will have to back-taxi on the runway, which is an undesirable operation. See Figure 2-1 for a desirable configuration.

#### 2.7.1.1.2 Displaced Thresholds.

Since the portion of the runway pavement between the permanent threshold and a standard displaced threshold is available for takeoff and for landing in the opposite direction, the temporary displaced threshold need not be located at an entrance/exit taxiway. See Figure 2-2.

2.7.1.2 Closing of aircraft rescue and fire fighting access routes.

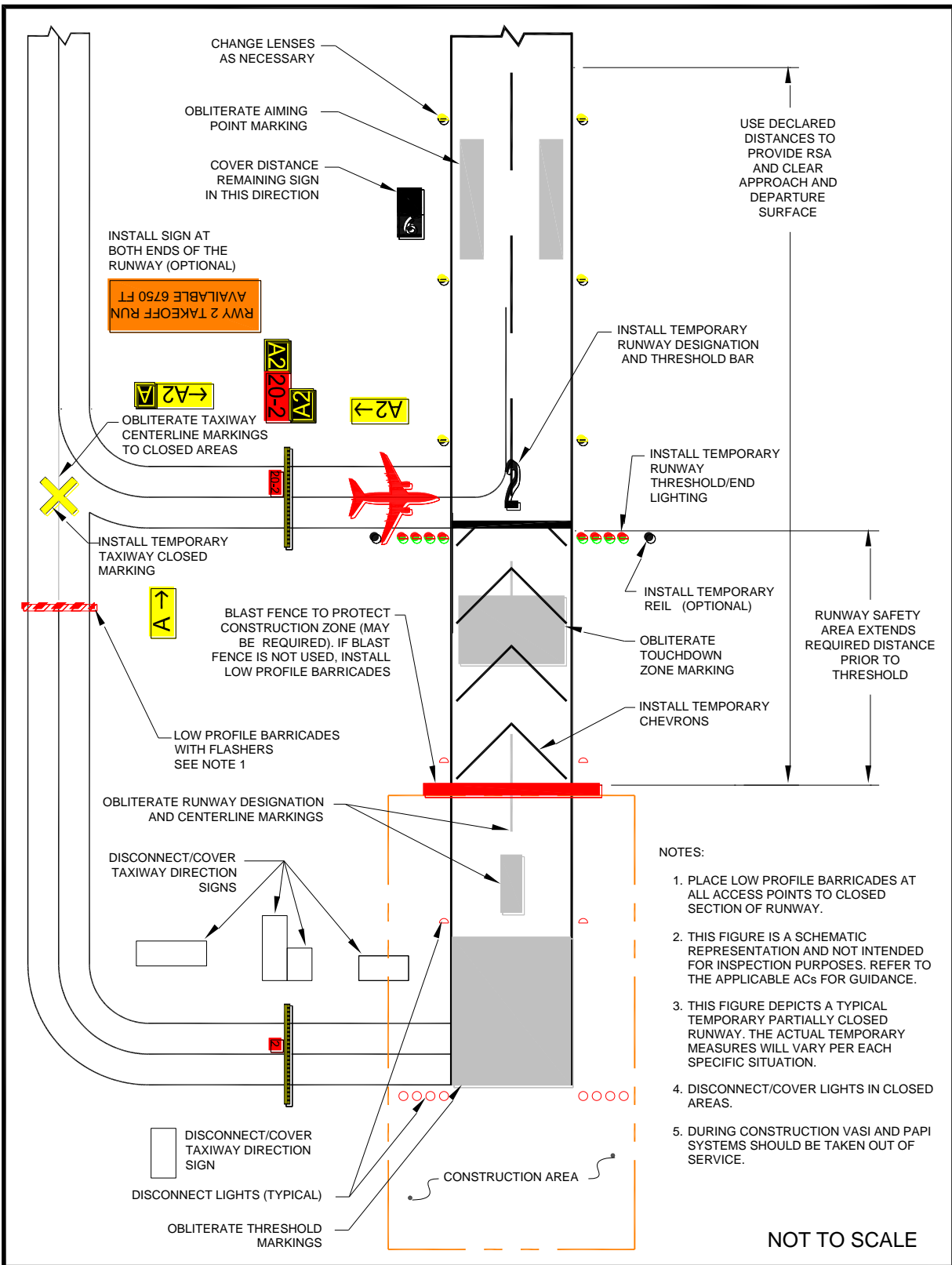
2.7.1.3 Closing of access routes used by airport and airline support vehicles.

2.7.1.4 Interruption of utilities, including water supplies for fire fighting.

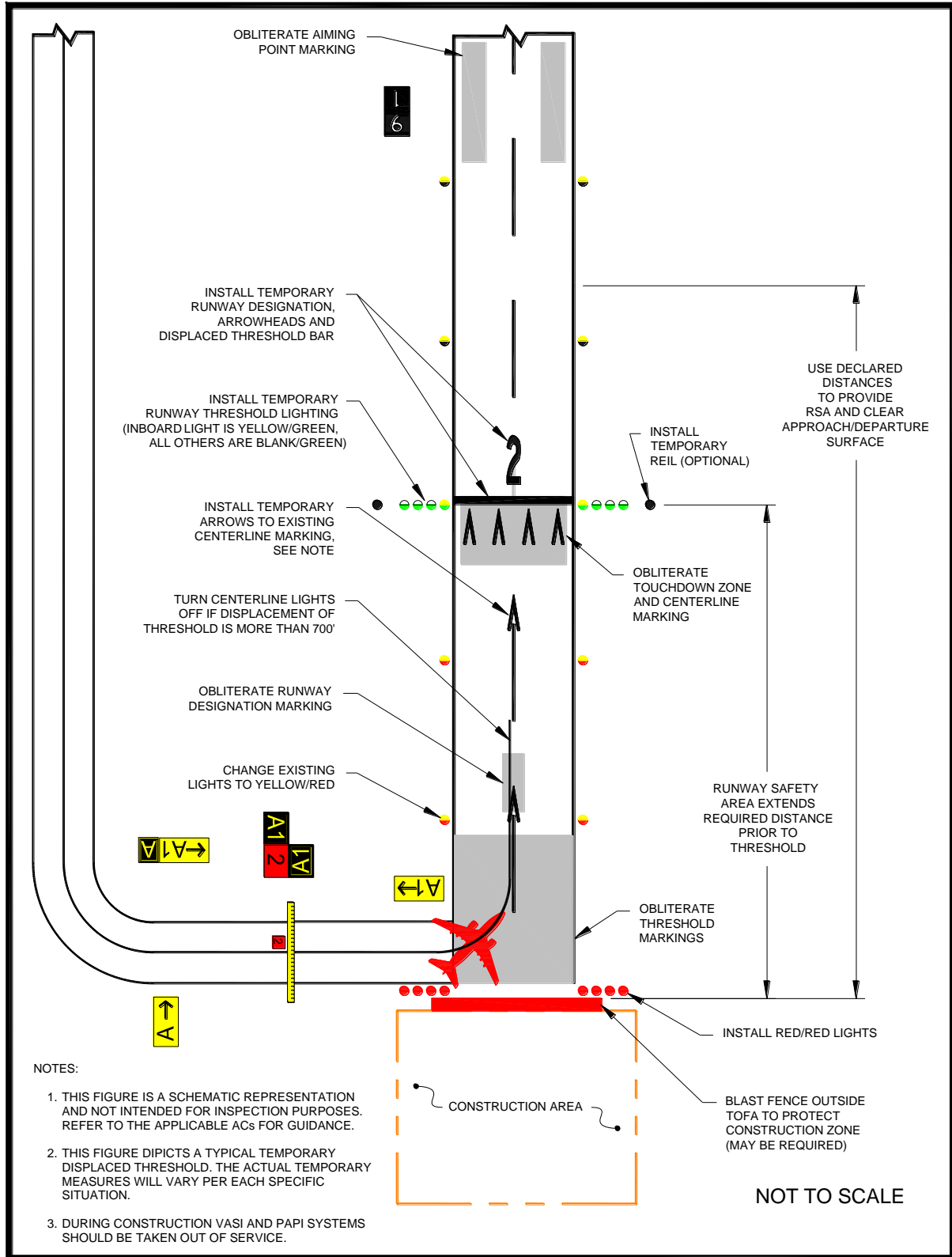
2.7.1.5 Approach/departure surfaces affected by heights of objects.

2.7.1.6 Construction areas, storage areas, and access routes near runways, taxiways, aprons, or helipads.

**Figure 2-1. Temporary Partially Closed Runway**



**Figure 2-2. Temporary Displaced Threshold**



**Note:** See paragraph 2.18.2.5.

### 2.7.2 Mitigation of Effects.

Establishment of specific procedures is necessary to maintain the safety and efficiency of airport operations. The CSPP must address:

- 2.7.2.1 Temporary changes to runway and/or taxi operations.
- 2.7.2.2 Detours for ARFF and other airport vehicles.
- 2.7.2.3 Maintenance of essential utilities.
- 2.7.2.4 Temporary changes to air traffic control procedures. Such changes must be coordinated with the ATO.

### 2.8 **Navigation Aid (NAVAID) Protection.**

Before commencing construction activity, parking vehicles, or storing construction equipment and materials near a NAVAID, coordinate with the appropriate FAA ATO/Technical Operations office to evaluate the effect of construction activity and the required distance and direction from the NAVAID. (See paragraph 2.13.5.3.) Construction activities, materials/equipment storage, and vehicle parking near electronic NAVAIDs require special consideration since they may interfere with signals essential to air navigation. If any NAVAID may be affected, the CSPP and SPCD must show an understanding of the “critical area” associated with each NAVAID and describe how it will be protected. Where applicable, the operational critical areas of NAVAIDs should be graphically delineated on the project drawings. Pay particular attention to stockpiling material, as well as to movement and parking of equipment that may interfere with line of sight from the ATCT or with electronic emissions. Interference from construction equipment and activities may require NAVAID shutdown or adjustment of instrument approach minimums for low visibility operations. This condition requires that a NOTAM be filed (see paragraph 2.13.2.) Construction activities and materials/equipment storage near a NAVAID must not obstruct access to the equipment and instruments for maintenance. Submittal of a 7460-1 form is required for construction vehicles operating near FAA NAVAIDs. (See paragraph 2.13.5.3.)

### 2.9 **Contractor Access.**

The CSPP must detail the areas to which the contractor must have access, and explain how contractor personnel will access those areas. Specifically address:

#### 2.9.1 Location of Stockpiled Construction Materials.

Stockpiled materials and equipment storage are not permitted within the RSA and OFZ, and if possible should not be permitted within the Object Free Area (OFA) of an operational runway. Stockpiling material in the OFA requires submittal of a 7460-1 form and justification provided to the appropriate FAA Airports Regional or District Office for approval. The airport operator must ensure that stockpiled materials and equipment adjacent to these areas are prominently marked and lighted during hours of restricted visibility or darkness. (See paragraph 2.18.2.) This includes determining and

verifying that materials are stabilized and stored at an approved location so as not to be a hazard to aircraft operations and to prevent attraction of wildlife and foreign object damage from blowing or tracked material. See paragraphs [2.10](#) and [2.11](#).

## 2.9.2 Vehicle and Pedestrian Operations.

The CSPP should include specific vehicle and pedestrian requirements. Vehicle and pedestrian access routes for airport construction projects must be controlled to prevent inadvertent or unauthorized entry of persons, vehicles, or animals onto the AOA. The airport operator should coordinate requirements for vehicle operations with airport tenants, contractors, and the FAA air traffic manager. In regard to vehicle and pedestrian operations, the CSPP should include the following, with associated training requirements:

### 2.9.2.1 **Construction Site Parking.**

Designate in advance vehicle parking areas for contractor employees to prevent any unauthorized entry of persons or vehicles onto the AOA. These areas should provide reasonable contractor employee access to the job site.

### 2.9.2.2 **Construction Equipment Parking.**

Contractor employees must park and service all construction vehicles in an area designated by the airport operator outside the OFZ and never in the safety area of an active runway or taxiway. Unless a complex setup procedure makes movement of specialized equipment infeasible, inactive equipment must not be parked on a closed taxiway or runway. If it is necessary to leave specialized equipment on a closed taxiway or runway at night, the equipment must be well lighted. Employees should also park construction vehicles outside the OFA when not in use by construction personnel (for example, overnight, on weekends, or during other periods when construction is not active). Parking areas must not obstruct the clear line of sight by the ATCT to any taxiways or runways under air traffic control nor obstruct any runway visual aids, signs, or navigation aids. The FAA must also study those areas to determine effects on airport design criteria, surfaces established by 14 CFR Part 77, Safe, Efficient Use, and Preservation of the Navigable Airspace (Part 77), and on NAVAIDs and Instrument Approach Procedures (IAP). See paragraph [2.13.1](#) for further information.

### 2.9.2.3 **Access and Haul Roads.**

Determine the construction contractor's access to the construction sites and haul roads. Do not permit the construction contractor to use any access or haul roads other than those approved. Access routes used by contractor vehicles must be clearly marked to prevent inadvertent entry to areas open to airport operations. Pay special attention to ensure that if construction traffic is to share or cross any ARFF routes that ARFF right of way is not impeded at any time, and that construction traffic on haul

roads does not interfere with NAVAIDs or approach surfaces of operational runways. Address whether access gates will be blocked or inoperative or if a rally point will be blocked or inaccessible.

2.9.2.4 Marking and lighting of vehicles in accordance with AC 150/5210-5, *Painting, Marking, and Lighting of Vehicles Used on an Airport*.

2.9.2.5 Description of proper vehicle operations on various areas under normal, lost communications, and emergency conditions.

2.9.2.6 Required escorts.

2.9.2.7 **Training Requirements for Vehicle Drivers to Ensure Compliance with the Airport Operator's Vehicle Rules and Regulations.**

Specific training should be provided to vehicle operators, including those providing escorts. See AC 150/5210-20, *Ground Vehicle Operations on Airports*, for information on training and records maintenance requirements.

2.9.2.8 **Situational Awareness.**

Vehicle drivers must confirm by personal observation that no aircraft is approaching their position (either in the air or on the ground) when given clearance to cross a runway, taxiway, or any other area open to airport operations. In addition, it is the responsibility of the escort vehicle driver to verify the movement/position of all escorted vehicles at any given time. At non-towered airports, all aircraft movements and flight operations rely on aircraft operators to self-report their positions and intentions. However, there is no requirement for an aircraft to have radio communications. Because aircraft do not always broadcast their positions or intentions, visual checking, radio monitoring, and situational awareness of the surroundings is critical to safety.

2.9.2.9 **Two-Way Radio Communication Procedures.**

2.9.2.9.1 General.

The airport operator must ensure that tenant and construction contractor personnel engaged in activities involving unescorted operation on aircraft movement areas observe the proper procedures for communications, including using appropriate radio frequencies at airports with and without ATCT. When operating vehicles on or near open runways or taxiways, construction personnel must understand the critical importance of maintaining radio contact, as directed by the airport operator, with:

1. Airport operations
2. ATCT

3. Common Traffic Advisory Frequency (CTAF), which may include UNICOM, MULTICOM.
4. Automatic Terminal Information Service (ATIS). This frequency is useful for monitoring conditions on the airport. Local air traffic will broadcast information regarding construction related runway closures and “shortened” runways on the ATIS frequency.

2.9.2.9.2 Areas Requiring Two-Way Radio Communication with the ATCT.

Vehicular traffic crossing active movement areas must be controlled either by two-way radio with the ATCT, escort, flagman, signal light, or other means appropriate for the particular airport.

2.9.2.9.3 Frequencies to be Used.

The airport operator will specify the frequencies to be used by the contractor, which may include the CTAF for monitoring of aircraft operations. Frequencies may also be assigned by the airport operator for other communications, including any radio frequency in compliance with Federal Communications Commission requirements. At airports with an ATCT, the airport operator will specify the frequency assigned by the ATCT to be used between contractor vehicles and the ATCT.

2.9.2.9.4 Proper radio usage, including read back requirements.

2.9.2.9.5 Proper phraseology, including the International Phonetic Alphabet.

2.9.2.9.6 Light Gun Signals.

Even though radio communication is maintained, escort vehicle drivers must also familiarize themselves with ATCT light gun signals in the event of radio failure. See the FAA safety placard “Ground Vehicle Guide to Airport Signs and Markings.” This safety placard may be downloaded through the Runway Safety Program Web site at [http://www.faa.gov/airports/runway\\_safety/publications/](http://www.faa.gov/airports/runway_safety/publications/) (see “Signs & Markings Vehicle Dashboard Sticker”) or obtained from the FAA Airports Regional Office.

2.9.2.10 **Maintenance of the secured area of the airport, including:**

2.9.2.10.1 Fencing and Gates.

Airport operators and contractors must take care to maintain security during construction when access points are created in the security fencing to permit the passage of construction vehicles or personnel. Temporary gates should be equipped so they can be securely closed and locked to prevent access by animals and unauthorized people. Procedures should be in place to ensure that only authorized persons and vehicles have access to the AOA and to prohibit “piggybacking” behind another person or vehicle. The Department of Transportation (DOT) document DOT/FAA/AR-



00/52, *Recommended Security Guidelines for Airport Planning and Construction*, provides more specific information on fencing. A copy of this document can be obtained from the Airport Consultants Council, Airports Council International, or American Association of Airport Executives.

2.9.2.10.2 Badging Requirements.

Airports subject to 49 CFR Part 1542, *Airport Security*, must meet standards for access control, movement of ground vehicles, and identification of construction contractor and tenant personnel.

2.10 **Wildlife Management.**

The CSPP and SPCD must be in accordance with the airport operator's wildlife hazard management plan, if applicable. See AC 150/5200-33, *Hazardous Wildlife Attractants On or Near Airports*, and CertAlert 98-05, *Grasses Attractive to Hazardous Wildlife*. Construction contractors must carefully control and continuously remove waste or loose materials that might attract wildlife. Contractor personnel must be aware of and avoid construction activities that can create wildlife hazards on airports, such as:

2.10.1 Trash.

Food scraps must be collected from construction personnel activity.

2.10.2 Standing Water.

2.10.3 Tall Grass and Seeds.

Requirements for turf establishment can be at odds with requirements for wildlife control. Grass seed is attractive to birds. Lower quality seed mixtures can contain seeds of plants (such as clover) that attract larger wildlife. Seeding should comply with the guidance in AC 150/5370-10, *Standards for Specifying Construction of Airports*, Item T-901, Seeding. Contact the local office of the United States Department of Agriculture Soil Conservation Service or the State University Agricultural Extension Service (County Agent or equivalent) for assistance and recommendations. These agencies can also provide liming and fertilizer recommendations.

2.10.4 Poorly Maintained Fencing and Gates.

See paragraph 2.9.2.10.1.

2.10.5 Disruption of Existing Wildlife Habitat.

While this will frequently be unavoidable due to the nature of the project, the CSPP should specify under what circumstances (location, wildlife type) contractor personnel should immediately notify the airport operator of wildlife sightings.

**2.11 Foreign Object Debris (FOD) Management.**

Waste and loose materials, commonly referred to as FOD, are capable of causing damage to aircraft landing gears, propellers, and jet engines. Construction contractors must not leave or place FOD on or near active aircraft movement areas. Materials capable of creating FOD must be continuously removed during the construction project. Fencing (other than security fencing) or covers may be necessary to contain material that can be carried by wind into areas where aircraft operate. See AC 150/5210-24, *Foreign Object Debris (FOD) Management*.

**2.12 Hazardous Materials (HAZMAT) Management.**

Contractors operating construction vehicles and equipment on the airport must be prepared to expeditiously contain and clean-up spills resulting from fuel or hydraulic fluid leaks. Transport and handling of other hazardous materials on an airport also requires special procedures. See AC 150/5320-15, *Management of Airport Industrial Waste*.

**2.13 Notification of Construction Activities.**

The CSPP and SPCD must detail procedures for the immediate notification of airport users and the FAA of any conditions adversely affecting the operational safety of the airport. It must address the notification actions described below, as applicable.

2.13.1 List of Responsible Representatives/points of contact for all involved parties, and procedures for contacting each of them, including after hours.

**2.13.2 NOTAMs.**

Only the airport operator may initiate or cancel NOTAMs on airport conditions, and is the only entity that can close or open a runway. The airport operator must coordinate the issuance, maintenance, and cancellation of NOTAMs about airport conditions resulting from construction activities with tenants and the local air traffic facility (control tower, approach control, or air traffic control center), and must either enter the NOTAM into NOTAM Manager, or provide information on closed or hazardous conditions on airport movement areas to the FAA Flight Service Station (FSS) so it can issue a NOTAM. The airport operator must file and maintain a list of authorized representatives with the FSS. Refer to AC 150/5200-28, *Notices to Airmen (NOTAMs) for Airport Operators*, for a sample NOTAM form. Only the FAA may issue or cancel NOTAMs on shutdown or irregular operation of FAA owned facilities. Any person having reason to believe that a NOTAM is missing, incomplete, or inaccurate must notify the airport operator. See paragraph 2.7.1.1 about issuing NOTAMs for partially closed runways versus runways with displaced thresholds.

2.13.3 Emergency notification procedures for medical, fire fighting, and police response.

2.13.4 Coordination with ARFF.

The CSPP must detail procedures for coordinating through the airport sponsor with ARFF personnel, mutual aid providers, and other emergency services if construction requires:

1. The deactivation and subsequent reactivation of water lines or fire hydrants, or
2. The rerouting, blocking and restoration of emergency access routes, or
3. The use of hazardous materials on the airfield.

2.13.5 Notification to the FAA.

2.13.5.1 **Part 77.**

Any person proposing construction or alteration of objects that affect navigable airspace, as defined in Part 77, must notify the FAA. This includes construction equipment and proposed parking areas for this equipment (i.e., cranes, graders, other equipment) on airports. FAA Form 7460-1, *Notice of Proposed Construction or Alteration*, can be used for this purpose and submitted to the appropriate FAA Airports Regional or District Office. See Appendix A to download the form. Further guidance is available on the FAA web site at [oeaaa.faa.gov](http://oeaaa.faa.gov).

2.13.5.2 **Part 157.**

With some exceptions, Title 14 CFR Part 157, *Notice of Construction, Alteration, Activation, and Deactivation of Airports*, requires that the airport operator notify the FAA in writing whenever a non-Federally funded project involves the construction of a new airport; the construction, realigning, altering, activating, or abandoning of a runway, landing strip, or associated taxiway; or the deactivation or abandoning of an entire airport. Notification involves submitting FAA Form 7480-1, *Notice of Landing Area Proposal*, to the nearest FAA Airports Regional or District Office. See Appendix A to download the form.

2.13.5.3 **NAVAIDs.**

For emergency (short-notice) notification about impacts to both airport owned and FAA owned NAVAIDs, contact: 866-432-2622.

2.13.5.3.1 Airport Owned/FAA Maintained.

If construction operations require a shutdown of 24 hours or greater in duration, or more than 4 hours daily on consecutive days, of a NAVAID owned by the airport but maintained by the FAA, provide a 45-day minimum notice to FAA ATO/Technical Operations prior to facility shutdown, using Strategic Event Coordination (SEC) Form 6000.26 contained within FAA Order 6000.15, *General Maintenance Handbook for National Airspace System (NAS) Facilities*.

#### 2.13.5.3.2 FAA Owned.

1. The airport operator must notify the appropriate FAA ATO Service Area Planning and Requirements (P&R) Group a minimum of 45 days prior to implementing an event that causes impacts to NAVAIDs, using SEC Form 6000.26.
2. Coordinate work for an FAA owned NAVAID shutdown with the local FAA ATO/Technical Operations office, including any necessary reimbursable agreements and flight checks. Detail procedures that address unanticipated utility outages and cable cuts that could impact FAA NAVAIDs. Refer to active Service Level Agreement with ATO for specifics.

### 2.14 **Inspection Requirements.**

#### 2.14.1 Daily Inspections.

Inspections should be conducted at least daily, but more frequently if necessary to ensure conformance with the CSPP. A sample checklist is provided in Appendix D, Construction Project Daily Safety Inspection Checklist. See also AC 150/5200-18, Airport Safety Self-Inspection. Airport operators holding a Part 139 certificate are required to conduct self-inspections during unusual conditions, such as construction activities, that may affect safe air carrier operations.

#### 2.14.2 Interim Inspections.

Inspections should be conducted of all areas to be (re)opened to aircraft traffic to ensure the proper operation of lights and signs, for correct markings, and absence of FOD. The contractor should conduct an inspection of the work area with airport operations personnel. The contractor should ensure that all construction materials have been secured, all pavement surfaces have been swept clean, all transition ramps have been properly constructed, and that surfaces have been appropriately marked for aircraft to operate safely. Only if all items on the list meet with the airport operator's approval should the air traffic control tower be notified to open the area to aircraft operations. The contractor should be required to retain a suitable workforce and the necessary equipment at the work area for any last minute cleanup that may be requested by the airport operator prior to opening the area.

#### 2.14.3 Final Inspections.

New runways and extended runway closures may require safety inspections at certificated airports prior to allowing air carrier service. Coordinate with the FAA Airport Certification Safety Inspector (ACSI) to determine if a final inspection will be necessary.

**2.15 Underground Utilities.**

The CSPP and/or SPCD must include procedures for locating and protecting existing underground utilities, cables, wires, pipelines, and other underground facilities in excavation areas. This may involve coordinating with public utilities and FAA ATO/Technical Operations. Note that “One Call” or “Miss Utility” services do not include FAA ATO/Technical Operations.

**2.16 Penalties.**

The CSPP should detail penalty provisions for noncompliance with airport rules and regulations and the safety plans (for example, if a vehicle is involved in a runway incursion). Such penalties typically include rescission of driving privileges or access to the AOA.

**2.17 Special Conditions.**

The CSPP must detail any special conditions that affect the operation of the airport and will require the activation of any special procedures (for example, low-visibility operations, snow removal, aircraft in distress, aircraft accident, security breach, Vehicle / Pedestrian Deviation (VPD) and other activities requiring construction suspension/resumption).

**2.18 Runway and Taxiway Visual Aids.**

This includes marking, lighting, signs, and visual NAVAIDs. The CSPP must ensure that areas where aircraft will be operating are clearly and visibly separated from construction areas, including closed runways. Throughout the duration of the construction project, verify that these areas remain clearly marked and visible at all times and that marking, lighting, signs, and visual NAVAIDs that are to continue to perform their functions during construction remain in place and operational. Visual NAVAIDs that are not serving their intended function during construction must be temporarily disabled, covered, or modified as necessary. The CSPP must address the following, as appropriate:

**2.18.1 General.**

Airport markings, lighting, signs, and visual NAVAIDs must be clearly visible to pilots, not misleading, confusing, or deceptive. All must be secured in place to prevent movement by prop wash, jet blast, wing vortices, and other wind currents and constructed of materials that will minimize damage to an aircraft in the event of inadvertent contact. Items used to secure such markings must be of a color similar to the marking.

**2.18.2 Markings.**

During the course of construction projects, temporary pavement markings are often required to allow for aircraft operations during or between work periods. During the design phase of the project, the designer should coordinate with the project manager,

airport operations, airport users, the FAA Airports project manager, and Airport Certification Safety Inspector for Part 139 airports to determine minimum temporary markings. The FAA Airports project manager will, wherever a runway is closed, coordinate with the appropriate FAA Flight Standards Office and disseminate findings to all parties. Where possible, the temporary markings on finish grade pavements should be placed to mirror the dimensions of the final markings. Markings must be in compliance with the standards of AC 150/5340-1, *Standards for Airport Markings*, except as noted herein. Runways and runway exit taxiways closed to aircraft operations are marked with a yellow X. The preferred visual aid to depict temporary runway closure is the lighted X signal placed on or near the runway designation numbers. (See paragraph 2.18.2.1.2.)

#### 2.18.2.1 **Closed Runways and Taxiways.**

##### 2.18.2.1.1 Permanently Closed Runways.

For runways, obliterate the threshold marking, runway designation marking, and touchdown zone markings, and place an X at each end and at 1,000-foot (300 m) intervals. For a multiple runway environment, if the lighted X on a designated number will be located in the RSA of an adjacent active runway, locate the lighted X farther down the closed runway to clear the RSA of the active runway. In addition, the closed runway numbers located in the RSA of an active runway must be marked with a flat yellow X.

##### 2.18.2.1.2 Temporarily Closed Runways.

For runways that have been temporarily closed, place an X at each end of the runway directly on or as near as practicable to the runway designation numbers. For a multiple runway environment, if the lighted X on a designated number will be located in the RSA of an adjacent active runway, locate the lighted X farther down the closed runway to clear the RSA of the active runway. In addition, the closed runway numbers located in the RSA of an active runway must be marked with a flat yellow X. See Figure 2-3. See also paragraph 2.18.3.3.

##### 2.18.2.1.3 Partially Closed Runways and Displaced Thresholds.

When threshold markings are needed to identify the temporary beginning of the runway that is available for landing, the markings must comply with AC 150/5340-1. An X is not used on a partially closed runway or a runway with a displaced threshold. See paragraph 2.7.1.1 for the difference between partially closed runways and runways with displaced thresholds. Because of the temporary nature of threshold displacement due to construction, it is not necessary to re-adjust the existing runway centerline markings to meet standard spacing for a runway with a visual approach. Some of the requirements below may be waived in the cases of low-activity airports and/or short duration changes that are measured in days rather than weeks. Consider whether the presence of an airport traffic

control tower allows for the development of special procedures. Contact the appropriate FAA Airports Regional or District Office for assistance.

**Figure 2-3. Markings for a Temporarily Closed Runway**

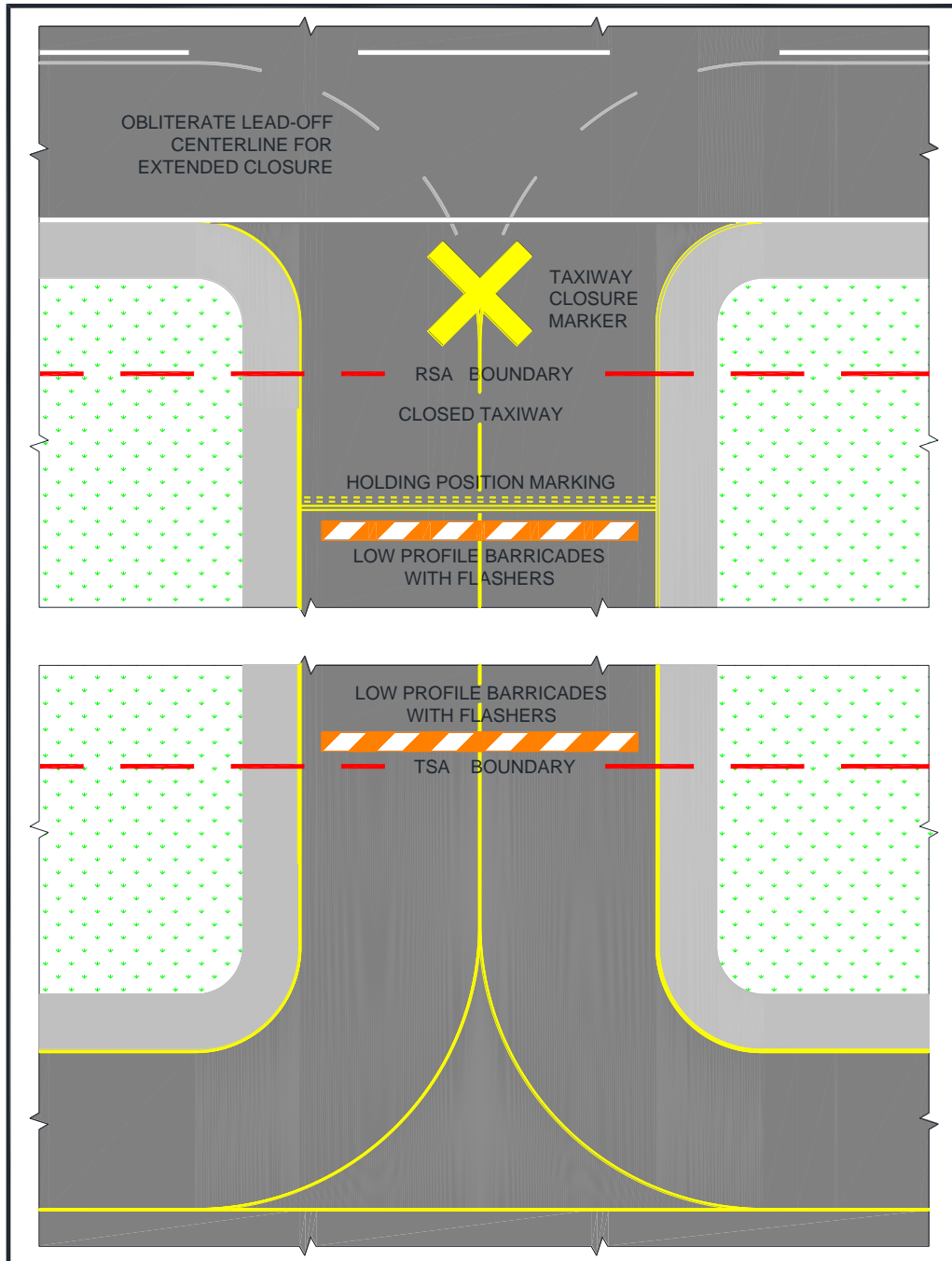


1. **Partially Closed Runways.** Pavement markings for temporary closed portions of the runway consist of a runway threshold bar, runway designation, and yellow chevrons to identify pavement areas that are unsuitable for takeoff or landing (see [AC 150/5340-1](#)). Obliterate or cover markings prior to the moved threshold. Existing touchdown zone markings beyond the moved threshold may remain in place. Obliterate aiming point markings. Issue appropriate NOTAMs regarding any nonstandard markings. See [Figure 2-4](#).
2. **Displaced Thresholds.** Pavement markings for a displaced threshold consist of a runway threshold bar, runway designation, and white arrowheads with and without arrow shafts. These markings are required to identify the portion of the runway before the displaced threshold to provide centerline guidance for pilots during approaches, takeoffs, and landing rollouts from the opposite direction. See [AC 150/5340-1](#). Obliterate markings prior to the displaced threshold. Existing touchdown zone markings beyond the displaced threshold may remain in place. Obliterate aiming point markings. Issue appropriate NOTAMs regarding any nonstandard markings. See [Figure 2-2](#).

2.18.2.1.4 Taxiways.

1. **Permanently Closed Taxiways.** *AC 150/5300-13 Airport Design*, notes that it is preferable to remove the pavement, but for pavement that is to remain, place an X at the entrance to both ends of the closed section. Obliterate taxiway centerline markings, including runway leadoff lines, leading to the closed taxiway. See [Figure 2-4](#).

**Figure 2-4. Temporary Taxiway Closure**





2. **Temporarily Closed Taxiways.** Place barricades outside the safety area of intersecting taxiways. For runway/taxiway intersections, place an X at the entrance to the closed taxiway from the runway. If the taxiway will be closed for an extended period, obliterate taxiway centerline markings, including runway leadoff lines and taxiway to taxiway turns, leading to the closed section. Always obliterate runway lead-off lines for high speed exits, regardless of the duration of the closure. If the centerline markings will be reused upon reopening the taxiway, it is preferable to paint over the marking. This will result in less damage to the pavement when the upper layer of paint is ultimately removed. See Figure 2-4.

2.18.2.1.5 Temporarily Closed Airport.

When the airport is closed temporarily, mark all the runways as closed.

- 2.18.2.2 If unable to paint temporary markings on the pavement, construct them from any of the following materials: fabric, colored plastic, painted sheets of plywood, or similar materials. They must be properly configured and appropriately secured to prevent movement by prop wash, jet blast, or other wind currents. Items used to secure such markings must be of a color similar to the marking.

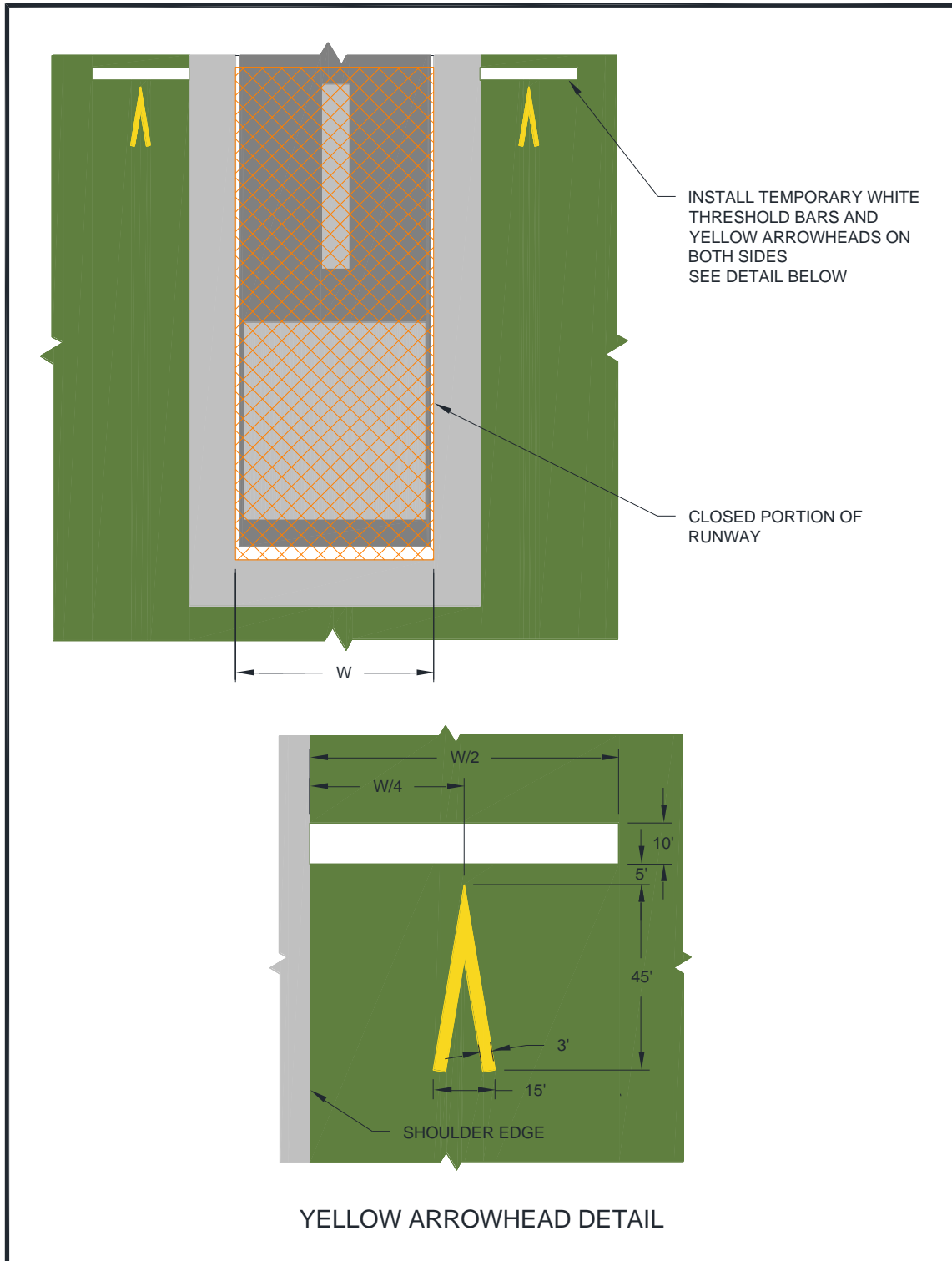
- 2.18.2.3 It may be necessary to remove or cover runway markings, including but not limited to, runway designation markings, threshold markings, centerline markings, edge stripes, touchdown zone markings and aiming point markings, depending on the length of construction and type of activity at the airport. When removing runway markings, apply the same treatment to areas between stripes or numbers, as the cleaned area will appear to pilots as a marking in the shape of the treated area.

- 2.18.2.4 If it is not possible to install threshold bars, chevrons, and arrows on the pavement, “temporary outboard white threshold bars and yellow arrowheads”, see Figure 2-5, may be used. Locate them outside of the runway pavement surface on both sides of the runway. The dimensions must be as shown in Figure 2-5. If the markings are not discernible on grass or snow, apply a black background with appropriate material over the ground to ensure they are clearly visible.

- 2.18.2.5 The application rate of paint to mark a short-term temporary runway and taxiway markings may deviate from the standard (see Item P-620, “Runway and Taxiway Painting,” in AC 150/5370-10), but the dimensions must meet the existing standards. When applying temporary markings at night, it is recommended that the fast curing, Type II paint be used to help offset the higher humidity and cooler temperatures often experienced at night. Diluting the paint will substantially increase cure time and is not recommended. Glass beads are not recommended for temporary markings. Striated markings may also be used for certain temporary markings. AC

150/5340-1, *Standards for Airport Markings*, has additional guidance on temporary markings.

**Figure 2-5. Temporary Outboard White Threshold Bars and Yellow Arrowheads**



### 2.18.3 Lighting and Visual NAVAIDs.

This paragraph refers to standard runway and taxiway lighting systems. See below for hazard lighting. Lighting installation must be in conformance with AC 150/5340-30, *Design and Installation Details for Airport Visual Aids*, and fixture design in conformance with AC 150/5345-50, *Specification for Portable Runway and Taxiway Lights*. When disconnecting runway and taxiway lighting fixtures, disconnect the associated isolation transformers. See AC 150/5340-26, *Maintenance of Airport Visual Aid Facilities*, for disconnect procedures and safety precautions. Alternately, cover the light fixture in such a way as to prevent light leakage. Avoid removing the lamp from energized fixtures because an excessive number of isolation transformers with open secondaries may damage the regulators and/or increase the current above its normal value. Secure, identify, and place any above ground temporary wiring in conduit to prevent electrocution and fire ignition sources. Maintain mandatory hold signs to operate normally in any situation where pilots or vehicle drivers could mistakenly be in that location. At towered airports certificated under Part 139, holding position signs are required to be illuminated on open taxiways crossing to closed or inactive runways. If the holding position sign is installed on the runway circuit for the closed runway, install a jumper to the taxiway circuit to provide power to the holding position sign for nighttime operations. Where it is not possible to maintain power to signs that would normally be operational, install barricades to exclude aircraft. Figure 2-1, Figure 2-2, Figure 2-3, and Figure 2-4 illustrate temporary changes to lighting and visual NAVAIDs.

#### 2.18.3.1 **Permanently Closed Runways and Taxiways.**

For runways and taxiways that have been permanently closed, disconnect the lighting circuits.

#### 2.18.3.2 **Temporarily Closed Runways and New Runways Not Yet Open to Air Traffic.**

If available, use a lighted X, both at night and during the day, placed at each end of the runway on or near the runway designation numbers facing the approach. (Note that the lighted X must be illuminated at all times that it is on a runway.) The use of a lighted X is required if night work requires runway lighting to be on. See AC 150/5345-55, *Specification for L-893, Lighted Visual Aid to Indicate Temporary Runway Closure*. For runways that have been temporarily closed, but for an extended period, and for those with pilot controlled lighting, disconnect the lighting circuits or secure switches to prevent inadvertent activation. For runways that will be opened periodically, coordinate procedures with the FAA air traffic manager or, at airports without an ATCT, the airport operator. Activate stop bars if available. Figure 2-6 shows a lighted X by day. Figure 2-7 shows a lighted X at night.

**Figure 2-6. Lighted X in Daytime****Figure 2-7. Lighted X at Night**

### 2.18.3.3 **Partially Closed Runways and Displaced Thresholds.**

When a runway is partially closed, a portion of the pavement is unavailable for any aircraft operation, meaning taxiing and landing or taking off in either direction. A displaced threshold, by contrast, is put in place to ensure obstacle clearance by landing aircraft. The pavement prior to the displaced threshold is available for takeoff in the direction of the displacement, and for landing and takeoff in the opposite direction. Misunderstanding this difference and issuance of a subsequently inaccurate NOTAM can result in a hazardous situation. For both partially

closed runways and displaced thresholds, approach lighting systems at the affected end must be placed out of service.

2.18.3.3.1 Partially Closed Runways.

Disconnect edge and threshold lights on that part of the runway at and behind the threshold (that is, the portion of the runway that is closed). Alternately, cover the light fixtures in such a way as to prevent light leakage. See Figure 2-1.

2.18.3.3.2 Temporary Displaced Thresholds.

Edge lighting in the area of the displacement emits red light in the direction of approach and yellow light (white for visual runways) in the opposite direction. If the displacement is 700 feet or less, blank out centerline lights in the direction of approach or place the centerline lights out of service. If the displacement is over 700 feet, place the centerline lights out of service. See AC 150/5340-30 for details on lighting displaced thresholds. See Figure 2-2.

2.18.3.3.3 Temporary runway thresholds and runway ends must be lighted if the runway is lighted and it is the intended threshold for night landings or instrument meteorological conditions.

2.18.3.3.4 A temporary threshold on an unlighted runway may be marked by retroreflective, elevated markers in addition to markings noted in paragraph 2.18.2.1.3. Markers seen by aircraft on approach are green. Markers at the rollout end of the runway are red. At certificated airports, temporary elevated threshold markers must be mounted with a frangible fitting (see 14 CFR Part 139.309). At non-certificated airports, the temporary elevated threshold markings may either be mounted with a frangible fitting or be flexible. See AC 150/5345-39, *Specification for L-853, Runway and Taxiway Retroreflective Markers*.

2.18.3.3.5 Temporary threshold lights and runway end lights and related visual NAVAIDs are installed outboard of the edges of the full-strength pavement only when they cannot be installed on the pavement. They are installed with bases at grade level or as low as possible, but not more than 3 inch (7.6 cm) above ground. (The standard above ground height for airport lighting fixtures is 14 inches (35 cm)). When any portion of a base is above grade, place properly compacted fill around the base to minimize the rate of gradient change so aircraft can, in an emergency, cross at normal landing or takeoff speeds without incurring significant damage. See AC 150/5370-10.

2.18.3.3.6 Maintain threshold and edge lighting color and spacing standards as described in AC 150/5340-30. Battery powered, solar, or portable lights that meet the criteria in AC 150/5345-50 may be used. These systems are intended primarily for visual flight rules (VFR) aircraft operations but may

be used for instrument flight rules (IFR) aircraft operations, upon individual approval from the Flight Standards Division of the applicable FAA Regional Office.

- 2.18.3.3.7 When runway thresholds are temporarily displaced, reconfigure yellow lenses (caution zone), as necessary, and place the centerline lights out of service.
- 2.18.3.3.8 Relocate the Visual Glide Slope Indicator (VGSI), such as Visual Approach Slope Indicator (VASI) and Precision Approach Path Indicator (PAPI); other airport lights, such as Runway End Identifier Lights (REIL); and approach lights to identify the temporary threshold. Another option is to disable the VGSI or any equipment that would give misleading indications to pilots as to the new threshold location. Installation of temporary visual aids may be necessary to provide adequate guidance to pilots on approach to the affected runway. If the FAA owns and operates the VGSI, coordinate its installation or disabling with the local ATO/Technical Operations Office. Relocation of such visual aids will depend on the duration of the project and the benefits gained from the relocation, as this can result in great expense. See FAA JO 6850.2, *Visual Guidance Lighting Systems*, for installation criteria for FAA owned and operated NAVAIDs.
- 2.18.3.3.9 Issue a NOTAM to inform pilots of temporary lighting conditions.

2.18.3.4 **Temporarily Closed Taxiways.**

If possible, deactivate the taxiway lighting circuits. When deactivation is not possible (for example other taxiways on the same circuit are to remain open), cover the light fixture in a way as to prevent light leakage.

2.18.4 Signs.

To the extent possible, signs must be in conformance with AC 150/5345-44, *Specification for Runway and Taxiway Signs*, and AC 150/5340-18, *Standard for Airport Sign Systems*.

2.18.4.1 **Existing Signs.**

Runway exit signs are to be covered for closed runway exits. Outbound destination signs are to be covered for closed runways. Any time a sign does not serve its normal function or would provide conflicting information, it must be covered or removed to prevent misdirecting pilots. Note that information signs identifying a crossing taxiway continue to perform their normal function even if the crossing taxiway is closed. For long term construction projects, consider relocating signs, especially runway distance remaining signs.

#### 2.18.4.2 **Temporary Signs.**

Orange construction signs comprise a message in black on an orange background. Orange construction signs may help pilots be aware of changed conditions. The airport operator may choose to introduce these signs as part of a movement area construction project to increase situational awareness when needed. Locate signs outside the taxiway safety limits and ahead of construction areas so pilots can take timely action. Use temporary signs judiciously, striking a balance between the need for information and the increase in pilot workload. When there is a concern of pilot “information overload,” the applicability of mandatory hold signs must take precedence over orange construction signs recommended during construction. Temporary signs must meet the standards for such signs in Engineering Brief 93, *Guidance for the Assembly and Installation of Temporary Orange Construction Signs*. Many criteria in AC 150/5345-44, *Specification for Runway and Taxiway Signs*, are referenced in the Engineering Brief. Permissible sign legends are:

1. CONSTRUCTION AHEAD,
2. CONSTRUCTION ON RAMP, and
3. RWY XX TAKEOFF RUN AVAILABLE XXX FT.

Phasing, supported by drawings and sign schedule, for the installation of orange construction signs must be included in the CSPP or SPCD.

##### 2.18.4.2.1 Takeoff Run Available (TORA) signs.

**Recommended:** Where a runway has been shortened for takeoff, install orange TORA signs well before the hold lines, such as on a parallel taxiway prior to a turn to a runway hold position. See EB 93 for sign size and location.

##### 2.18.4.2.2 Sign legends are shown in Figure F-1.

**Note:** See Figure E-1, Figure E-2, Figure E-3, Figure F-2, and Figure F-3 for examples of orange construction sign locations.

#### 2.19 **Marking and Signs for Access Routes.**

The CSPP should indicate that pavement markings and signs for construction personnel will conform to AC 150/5340-18 and, to the extent practicable, with the Federal Highway Administration Manual on Uniform Traffic Control Devices (MUTCD) and/or State highway specifications. Signs adjacent to areas used by aircraft must comply with the frangibility requirements of AC 150/5220-23, *Frangible Connections*, which may require modification to size and height guidance in the MUTCD.

## 2.20 **Hazard Marking, Lighting and Signing.**

2.20.1 Hazard marking, lighting, and signing prevent pilots from entering areas closed to aircraft, and prevent construction personnel from entering areas open to aircraft. The CSPP must specify prominent, comprehensible warning indicators for any area affected by construction that is normally accessible to aircraft, personnel, or vehicles. Hazard marking and lighting must also be specified to identify open manholes, small areas under repair, stockpiled material, waste areas, and areas subject to jet blast. Also consider less obvious construction-related hazards and include markings to identify FAA, airport, and National Weather Service facilities cables and power lines; instrument landing system (ILS) critical areas; airport surfaces, such as RSA, OFA, and OFZ; and other sensitive areas to make it easier for contractor personnel to avoid these areas.

### 2.20.2 Equipment.

#### 2.20.2.1 **Barricades.**

Low profile barricades, including traffic cones, (weighted or sturdily attached to the surface) are acceptable methods used to identify and define the limits of construction and hazardous areas on airports. Careful consideration must be given to selecting equipment that poses the least danger to aircraft but is sturdy enough to remain in place when subjected to typical winds, prop wash and jet blast. The spacing of barricades must be such that a breach is physically prevented barring a deliberate act. For example, if barricades are intended to exclude aircraft, gaps between barricades must be smaller than the wingspan of the smallest aircraft to be excluded; if barricades are intended to exclude vehicles, gaps between barricades must be smaller than the width of the excluded vehicles, generally 4 feet (1.2 meters). Provision must be made for ARFF access if necessary. If barricades are intended to exclude pedestrians, they must be continuously linked. Continuous linking may be accomplished through the use of ropes, securely attached to prevent FOD.

#### 2.20.2.2 **Lights.**

Lights must be red, either steady burning or flashing, and must meet the luminance requirements of the State Highway Department. Batteries powering lights will last longer if lights flash. Lights must be mounted on barricades and spaced at no more than 10 feet (3 meters). Lights must be operated between sunset and sunrise and during periods of low visibility whenever the airport is open for operations. They may be operated by photocell, but this may require that the contractor turn them on manually during periods of low visibility during daytime hours.

#### 2.20.2.3 **Supplement Barricades with Signs (for example) As Necessary.**

Examples are “No Entry” and “No Vehicles.” Be aware of the increased effects of wind and jet blast on barricades with attached signs.



#### 2.20.2.4 **Air Operations Area – General.**

Barricades are not permitted in any active safety area or on the runway side of a runway hold line. Within a runway or taxiway object free area, and on aprons, use orange traffic cones, flashing or steady burning red lights as noted above, highly reflective collapsible barricades marked with diagonal, alternating orange and white stripes; and/or signs to separate all construction/maintenance areas from the movement area. Barricades may be supplemented with alternating orange and white flags at least 20 by 20 inch (50 by 50 cm) square and securely fastened to eliminate FOD. All barricades adjacent to any open runway or taxiway / taxilane safety area, or apron must be as low as possible to the ground, and no more than 18 inches high, exclusive of supplementary lights and flags. Barricades must be of low mass; easily collapsible upon contact with an aircraft or any of its components; and weighted or sturdily attached to the surface to prevent displacement from prop wash, jet blast, wing vortex, and other surface wind currents. If affixed to the surface, they must be frangible at grade level or as low as possible, but not to exceed 3 inch (7.6 cm) above the ground. [Figure 2-8](#) and [Figure 2-9](#) show sample barricades with proper coloring and flags.

**Figure 2-8. Interlocking Barricades**



**Figure 2-9. Low Profile Barricades****2.20.2.5 Air Operations Area – Runway/Taxiway Intersections.**

Use highly reflective barricades with lights to close taxiways leading to closed runways. Evaluate all operating factors when determining how to mark temporary closures that can last from 10 to 15 minutes to a much longer period of time. However, even for closures of relatively short duration, close all taxiway/runway intersections with barricades. The use of traffic cones is appropriate for short duration closures.

**2.20.2.6 Air Operations Area – Other.**

Beyond runway and taxiway object free areas and aprons, barricades intended for construction vehicles and personnel may be many different shapes and made from various materials, including railroad ties, sawhorses, jersey barriers, or barrels.

**2.20.2.7 Maintenance.**

The construction specifications must include a provision requiring the contractor to have a person on call 24 hours a day for emergency maintenance of airport hazard lighting and barricades. The contractor must file the contact person's information with the airport operator. Lighting should be checked for proper operation at least once per day, preferably at dusk.

**2.21 Work Zone Lighting for Nighttime Construction.**

Lighting equipment must adequately illuminate the work area if the construction is to be performed during nighttime hours. Refer to [AC 150/5370-10](#) for minimum illumination levels for nighttime paving projects. Additionally, it is recommended that all support equipment, except haul trucks, be equipped with artificial illumination to safely

illuminate the area immediately surrounding their work areas. The lights should be positioned to provide the most natural color illumination and contrast with a minimum of shadows. The spacing must be determined by trial. Light towers should be positioned and adjusted to aim away from ATCT cabs and active runways to prevent blinding effects. Shielding may be necessary. Light towers should be removed from the construction site when the area is reopened to aircraft operations. Construction lighting units should be identified and generally located on the construction phasing plans in relationship to the ATCT and active runways and taxiways.

## 2.22 **Protection of Runway and Taxiway Safety Areas.**

Runway and taxiway safety areas, OFZs, OFAs, and approach surfaces are described in [AC 150/5300-13](#). Protection of these areas includes limitations on the location and height of equipment and stockpiled material. An FAA airspace study may be required. Coordinate with the appropriate FAA Airports Regional or District Office if there is any doubt as to requirements or dimensions (see paragraph [2.13.5](#)) as soon as the location and height of materials or equipment are known. The CSPP should include drawings showing all safety areas, object free areas, obstacle free zones and approach departure surfaces affected by construction.

### 2.22.1 Runway Safety Area (RSA).

A runway safety area is the defined surface surrounding the runway prepared or suitable for reducing the risk of damage to airplanes in the event of an undershoot, overshoot, or excursion from the runway (see [AC 150/5300-13](#)). Construction activities within the existing RSA are subject to the following conditions:

- 2.22.1.1 No construction may occur within the existing RSA while the runway is open for aircraft operations. The RSA dimensions may be temporarily adjusted if the runway is restricted to aircraft operations requiring an RSA that is equal to the RSA width and length beyond the runway ends available during construction. (See [AC 150/5300-13](#)). The temporary use of declared distances and/or partial runway closures may provide the necessary RSA under certain circumstances. Coordinate with the appropriate FAA Airports Regional or District Office to have declared distances information published, and appropriate NOTAMs issued. See [AC 150/5300-13](#) for guidance on the use of declared distances.
- 2.22.1.2 The airport operator must coordinate the adjustment of RSA dimensions as permitted above with the appropriate FAA Airports Regional or District Office and the local FAA air traffic manager and issue a NOTAM.
- 2.22.1.3 The CSPP and SPCD must provide procedures for ensuring adequate distance for protection from blasting operations, if required by operational considerations.

#### 2.22.1.4 **Excavations.**

2.22.1.4.1 Open trenches or excavations are not permitted within the RSA while the runway is open. Backfill trenches before the runway is opened. If backfilling excavations before the runway must be opened is impracticable, cover the excavations appropriately. Covering for open trenches must be designed to allow the safe operation of the heaviest aircraft operating on the runway across the trench without damage to the aircraft.

2.22.1.4.2 Construction contractors must prominently mark open trenches and excavations at the construction site with red or orange flags, as approved by the airport operator, and light them with red lights during hours of restricted visibility or darkness.

#### 2.22.1.5 **Erosion Control.**

Soil erosion must be controlled to maintain RSA standards, that is, the RSA must be cleared and graded and have no potentially hazardous ruts, humps, depressions, or other surface variations, and capable, under dry conditions, of supporting snow removal equipment, aircraft rescue and fire fighting equipment, and the occasional passage of aircraft without causing structural damage to the aircraft.

#### 2.22.2 Runway Object Free Area (ROFA).

Construction, including excavations, may be permitted in the ROFA. However, equipment must be removed from the ROFA when not in use, and material should not be stockpiled in the ROFA if not necessary. Stockpiling material in the OFA requires submittal of a 7460-1 form and justification provided to the appropriate FAA Airports Regional or District Office for approval.

#### 2.22.3 Taxiway Safety Area (TSA).

2.22.3.1 A taxiway safety area is a defined surface alongside the taxiway prepared or suitable for reducing the risk of damage to an airplane unintentionally departing the taxiway. (See AC 150/5300-13.) Since the width of the TSA is equal to the wingspan of the design aircraft, no construction may occur within the TSA while the taxiway is open for aircraft operations. The TSA dimensions may be temporarily adjusted if the taxiway is restricted to aircraft operations requiring a TSA that is equal to the TSA width available during construction. Give special consideration to TSA dimensions at taxiway turns and intersections. (see AC 150/5300-13).

2.22.3.2 The airport operator must coordinate the adjustment of the TSA width as permitted above with the appropriate FAA Airports Regional or District Office and the FAA air traffic manager and issue a NOTAM.

2.22.3.3 The CSPP and SPCD must provide procedures for ensuring adequate distance for protection from blasting operations.

2.22.3.4 **Excavations.**

1. Curves. Open trenches or excavations are not permitted within the TSA while the taxiway is open. Trenches should be backfilled before the taxiway is opened. If backfilling excavations before the taxiway must be opened is impracticable, cover the excavations appropriately. Covering for open trenches must be designed to allow the safe operation of the heaviest aircraft operating on the taxiway across the trench without damage to the aircraft.
2. Straight Sections. Open trenches or excavations are not permitted within the TSA while the taxiway is open for unrestricted aircraft operations. Trenches should be backfilled before the taxiway is opened. If backfilling excavations before the taxiway must be opened is impracticable, cover the excavations to allow the safe passage of ARFF equipment and of the heaviest aircraft operating on the taxiway across the trench without causing damage to the equipment or aircraft. In rare circumstances where the section of taxiway is indispensable for aircraft movement, open trenches or excavations may be permitted in the TSA while the taxiway is open to aircraft operations, subject to the following restrictions:
  - a. Taxiing speed is limited to 10 mph.
  - b. Appropriate NOTAMs are issued.
  - c. Marking and lighting meeting the provisions of paragraphs 2.18 and 2.20 are implemented.
  - d. Low mass, low-profile lighted barricades are installed.
  - e. Appropriate temporary orange construction signs are installed.
3. Construction contractors must prominently mark open trenches and excavations at the construction site with red or orange flags, as approved by the airport operator, and light them with red lights during hours of restricted visibility or darkness.

2.22.3.5 **Erosion control.**

Soil erosion must be controlled to maintain TSA standards, that is, the TSA must be cleared and graded and have no potentially hazardous ruts, humps, depressions, or other surface variations, and capable, under dry conditions, of supporting snow removal equipment, aircraft rescue and firefighting equipment, and the occasional passage of aircraft without causing structural damage to the aircraft.

#### 2.22.4 Taxiway Object Free Area (TOFA).

Unlike the Runway Object Free Area, aircraft wings regularly penetrate the taxiway object free area during normal operations. Thus, the restrictions are more stringent. Except as provided below, no construction may occur within the taxiway object free area while the taxiway is open for aircraft operations.

- 2.22.4.1 The taxiway object free area dimensions may be temporarily adjusted if the taxiway is restricted to aircraft operations requiring a taxiway object free area that is equal to the taxiway object free area width available. Give special consideration to TOFA dimensions at taxiway turns and intersections.
- 2.22.4.2 Offset taxiway centerline and edge pavement markings (do not use glass beads) may be used as a temporary measure to provide the required taxiway object free area. Where offset taxiway pavement markings are provided, centerline lighting, centerline reflectors, or taxiway edge reflectors are required. Existing lighting that does not coincide with the temporary markings must be taken out of service.
- 2.22.4.3 Construction activity, including open excavations, may be accomplished without adjusting the width of the taxiway object free area, subject to the following restrictions:
  - 2.22.4.3.1 Taxiing speed is limited to 10 mph.
  - 2.22.4.3.2 NOTAMs issued advising taxiing pilots of hazard and recommending reduced taxiing speeds on the taxiway.
  - 2.22.4.3.3 Marking and lighting meeting the provisions of paragraphs 2.18 and 2.20 are implemented.
  - 2.22.4.3.4 If desired, appropriate orange construction signs are installed. See paragraph 2.18.4.2 and Appendix F.
  - 2.22.4.3.5 Five-foot clearance is maintained between equipment and materials and any part of an aircraft (includes wingtip overhang). If such clearance can only be maintained if an aircraft does not have full use of the entire taxiway width (with its main landing gear at the edge of the usable pavement), then it will be necessary to move personnel and equipment for the passage of that aircraft.
  - 2.22.4.3.6 Flaggers furnished by the contractor must be used to direct and control construction equipment and personnel to a pre-established setback distance for safe passage of aircraft, and airline and/or airport personnel. Flaggers must also be used to direct taxiing aircraft. Due to liability issues, the airport operator should require airlines to provide flaggers for directing taxiing aircraft.

### 2.22.5 Obstacle Free Zone (OFZ).

In general, personnel, material, and/or equipment may not penetrate the OFZ while the runway is open for aircraft operations. If a penetration to the OFZ is necessary, it may be possible to continue aircraft operations through operational restrictions. Coordinate with the FAA through the appropriate FAA Airports Regional or District Office.

### 2.22.6 Runway Approach/Departure Areas and Clearways.

All personnel, materials, and/or equipment must remain clear of the applicable threshold siting surfaces, as defined in AC 150/5300-13. Objects that do not penetrate these surfaces may still be obstructions to air navigation and may affect standard instrument approach procedures. Coordinate with the FAA through the appropriate FAA Airports Regional or District Office.

2.22.6.1 Construction activity in a runway approach/departure area may result in the need to partially close a runway or displace the existing runway threshold. Partial runway closure, displacement of the runway threshold, as well as closure of the complete runway and other portions of the movement area also require coordination through the airport operator with the appropriate FAA air traffic manager (FSS if non-towered) and ATO/Technical Operations (for affected NAVAIDS) and airport users.

#### 2.22.6.2 **Caution About Partial Runway Closures.**

When filing a NOTAM for a partial runway closure, clearly state that the portion of pavement located prior to the threshold is not available for landing and departing traffic. In this case, the threshold has been moved for both landing and takeoff purposes (this is different than a displaced threshold). There may be situations where the portion of closed runway is available for taxiing only. If so, the NOTAM must reflect this condition).

#### 2.22.6.3 **Caution About Displaced Thresholds.**

Implementation of a displaced threshold affects runway length available for aircraft landing over the displacement. Depending on the reason for the displacement (to provide obstruction clearance or RSA), such a displacement may also require an adjustment in the landing distance available and accelerate-stop distance available in the opposite direction. If project scope includes personnel, equipment, excavation, or other work within the existing RSA of any usable runway end, do not implement a displaced threshold unless arrivals and departures toward the construction activity are prohibited. Instead, implement a partial closure.

### 2.23 **Other Limitations on Construction.**

The CSPP must specify any other limitations on construction, including but not limited to:

### 2.23.1 Prohibitions.

- 2.23.1.1 No use of tall equipment (cranes, concrete pumps, and so on) unless a 7460-1 determination letter is issued for such equipment.
- 2.23.1.2 No use of open flame welding or torches unless fire safety precautions are provided and the airport operator has approved their use.
- 2.23.1.3 No use of electrical blasting caps on or within 1,000 feet (300 meters) of the airport property. See AC 150/5370-10.

### 2.23.2 Restrictions.

- 2.23.2.1 Construction suspension required during specific airport operations.
- 2.23.2.2 Areas that cannot be worked on simultaneously.
- 2.23.2.3 Day or night construction restrictions.
- 2.23.2.4 Seasonal construction restrictions.
- 2.23.2.5 Temporary signs not approved by the airport operator.
- 2.23.2.6 Grades changes that could result in unplanned effects on NAVAIDs.



## CHAPTER 3. GUIDELINES FOR WRITING A CSPP

### 3.1 **General Requirements.**

The CSPP is a standalone document written to correspond with the subjects outlined in paragraph 2.4. The CSPP is organized by numbered sections corresponding to each subject listed in paragraph 2.4, and described in detail in paragraphs 2.5 - 2.23. Each section number and title in the CSPP matches the corresponding subject outlined in paragraph 2.4 (for example, 1. Coordination, 2. Phasing, 3. Areas and Operations Affected by the Construction Activity, and so on). With the exception of the project scope of work outlined in Section 2. Phasing, only subjects specific to operational safety during construction should be addressed.

### 3.2 **Applicability of Subjects.**

Each section should, to the extent practical, focus on the specific subject. Where an overlapping requirement spans several sections, the requirement should be explained in detail in the most applicable section. A reference to that section should be included in all other sections where the requirement may apply. For example, the requirement to protect existing underground FAA ILS cables during trenching operations could be considered FAA ATO coordination (Coordination, paragraph 2.5.3), an area and operation affected by the construction activity (Areas and Operations Affected by the Construction Activity, paragraph 2.7.1.4), a protection of a NAVAID (Protection of Navigational Aids (NAVAIDs), paragraph 2.8), or a notification to the FAA of construction activities (Notification of Construction Activities, paragraph 2.13.5.3.2). However, it is more specifically an underground utility requirement (Underground Utilities, paragraph 2.15). The procedure for protecting underground ILS cables during trenching operations should therefore be described in 2.4.2.11: “The contractor must coordinate with the local FAA System Support Center (SSC) to mark existing ILS cable routes along Runway 17-35. The ILS cables will be located by hand digging whenever the trenching operation moves within 10 feet of the cable markings.” All other applicable sections should include a reference to 2.4.2.11: “ILS cables shall be identified and protected as described in 2.4.2.11” or “See 2.4.2.11 for ILS cable identification and protection requirements.” Thus, the CSPP should be considered as a whole, with no need to duplicate responses to related issues.

### 3.3 **Graphical Representations.**

Construction safety drawings should be included in the CSPP as attachments. When other graphical representations will aid in supporting written statements, the drawings, diagrams, and/or photographs should also be attached to the CSPP. References should be made in the CSPP to each graphical attachment and may be made in multiple sections.

### 3.4 **Reference Documents.**

The CSPP must not incorporate a document by reference unless reproduction of the material in that document is prohibited. In that case, either copies of or a source for the referenced document must be provided to the contractor. Where this AC recommends references (e.g. as in paragraph 3.9) the intent is to include a reference to the corresponding section in the CSPP, not to this Advisory Circular.

### 3.5 **Restrictions.**

The CSPP should not be considered as a project design review document. The CSPP should also avoid mention of permanent (“as-built”) features such as pavements, markings, signs, and lighting, except when such features are intended to aid in maintaining operational safety during the construction.

### 3.6 **Coordination.**

Include in this section a detailed description of conferences and meetings to be held both before and during the project. Include appropriate information from AC 150/5370-12. Discuss coordination procedures and schedules for each required FAA ATO Technical Operations shutdown and restart and all required flight inspections.

### 3.7 **Phasing.**

Include in this section a detailed scope of work description for the project as a whole and each phase of work covered by the CSPP. This includes all locations and durations of the work proposed. Attach drawings to graphically support the written scope of work. Detail in this section the sequenced phases of the proposed construction. Include a reference to paragraph 3.8, as appropriate.

### 3.8 **Areas and Operations Affected by Construction.**

Focus in this section on identifying the areas and operations affected by the construction. Describe corresponding mitigation that is not covered in detail elsewhere in the CSPP. Include references to paragraphs below as appropriate. Attach drawings as necessary to graphically describe affected areas and mechanisms proposed. See Appendix F for sample operational effects tables and figures.

### 3.9 **NAVAID Protection.**

List in this section all NAVAID facilities that will be affected by the construction. Identify NAVAID facilities that will be placed out of service at any time prior to or during construction activities. Identify individuals responsible for coordinating each shutdown and when each facility will be out of service. Include a reference to paragraph 3.6 for FAA ATO NAVAID shutdown, restart, and flight inspection coordination. Outline in detail procedures to protect each NAVAID facility remaining in service from interference by construction activities. Include a reference to paragraph 3.14 for the

issuance of NOTAMs as required. Include a reference to paragraph 3.16 for the protection of underground cables and piping serving NAVAIDs. If temporary visual aids are proposed to replace or supplement existing facilities, include a reference to paragraph 3.19. Attach drawings to graphically indicate the affected NAVAIDs and the corresponding critical areas.

### 3.10 **Contractor Access.**

This will necessarily be the most extensive section of the CSPP. Provide sufficient detail so that a contractor not experienced in working on airports will understand the unique restrictions such work will require. Due to this extent, it should be broken down into subsections as described below:

#### 3.10.1 Location of Stockpiled Construction Materials.

Describe in this section specific locations for stockpiling material. Note any height restrictions on stockpiles. Include a reference to paragraph 3.21 for hazard marking and lighting devices used to identify stockpiles. Include a reference to paragraph 3.11 for provisions to prevent stockpile material from becoming wildlife attractants. Include a reference to paragraph 3.12 for provisions to prevent stockpile material from becoming FOD. Attach drawings to graphically indicate the stockpile locations.

#### 3.10.2 Vehicle and Pedestrian Operations.

While there are many items to be addressed in this major subsection of the CSPP, all are concerned with one main issue: keeping people and vehicles from areas of the airport where they don't belong. This includes preventing unauthorized entry to the AOA and preventing the improper movement of pedestrians or vehicles on the airport. In this section, focus on mechanisms to prevent construction vehicles and workers traveling to and from the worksite from unauthorized entry into movement areas. Specify locations of parking for both employee vehicles and construction equipment, and routes for access and haul roads. In most cases, this will best be accomplished by attaching a drawing. Quote from AC 150/5210-5 specific requirements for contractor vehicles rather than referring to the AC as a whole, and include special requirements for identifying HAZMAT vehicles. Quote from, rather than incorporate by reference, AC 150/5210-20 as appropriate to address the airport's rules for ground vehicle operations, including its training program. Discuss the airport's recordkeeping system listing authorized vehicle operators.

#### 3.10.3 Two-Way Radio Communications.

Include a special section to identify all individuals who are required to maintain communications with Air Traffic (AT) at airports with active towers, or monitor CTAF at airports without or with closed ATCT. Include training requirements for all individuals required to communicate with AT. Individuals required to monitor AT frequencies should also be identified. If construction employees are also required to communicate by radio with Airport Operations, this procedure should be described in detail. Usage of vehicle mounted radios and/or portable radios should be addressed. Communication procedures for the event of disabled radio communication (that is, light

signals, telephone numbers, others) must be included. All radio frequencies should be identified (Tower, Ground Control, CTAF, UNICOM, ATIS, and so on).

#### 3.10.4 Airport Security.

Address security as it applies to vehicle and pedestrian operations. Discuss TSA requirements, security badging requirements, perimeter fence integrity, gate security, and other needs. Attach drawings to graphically indicate secured and/or Security Identification Display Areas (SIDA), perimeter fencing, and available access points.

#### 3.11 **Wildlife Management.**

Discuss in this section wildlife management procedures. Describe the maintenance of existing wildlife mitigation devices, such as perimeter fences, and procedures to limit wildlife attractants. Include procedures to notify Airport Operations of wildlife encounters. Include a reference to paragraph 3.10 for security (wildlife) fence integrity maintenance as required.

#### 3.12 **FOD Management.**

In this section, discuss methods to control and monitor FOD: worksite housekeeping, ground vehicle tire inspections, runway sweeps, and so on. Include a reference to paragraph 3.15 for inspection requirements as required.

#### 3.13 **HAZMAT Management.**

Describe in this section HAZMAT management procedures: fuel deliveries, spill recovery procedures, Safety Data Sheet (SDS), Material Safety Data Sheet (MSDS) or Product Safety Data Sheet (PSDS) availability, and other considerations. Any specific airport HAZMAT restrictions should also be identified. Include a reference to paragraph 3.10 for HAZMAT vehicle identification requirements. Quote from, rather than incorporate by reference, AC 150/5320-15.

#### 3.14 **Notification of Construction Activities.**

List in this section the names and telephone numbers of points of contact for all parties affected by the construction project. We recommend a single list that includes all telephone numbers required under this section. Include emergency notification procedures for all representatives of all parties potentially impacted by the construction. Identify individual representatives – and at least one alternate – for each party. List both on-duty and off-duty contact information for each individual, including individuals responsible for emergency maintenance of airport construction hazard lighting and barricades. Describe procedures to coordinate immediate response to events that might adversely affect the operational safety of the airport (such as interrupted NAVAID service). Explain requirements for and the procedures for the issuance of Notices to Airmen (NOTAMs), notification to FAA required by 14 CFR Part 77 and Part 157 and in the event of affected NAVAIDs. For NOTAMs, identify an individual, and at least one alternate, responsible for issuing and cancelling each specific type of Notice to

Airmen (NOTAM) required. Detail notification methods for police, fire fighting, and medical emergencies. This may include 911, but should also include direct phone numbers of local police departments and nearby hospitals. Identify the E911 address of the airport and the emergency access route via haul roads to the construction site. Require the contractor to have this information available to all workers. The local Poison Control number should be listed. Procedures regarding notification of Airport Operations and/or the ARFF Department of such emergencies should be identified, as applicable. If airport radio communications are identified as a means of emergency notification, include a reference to paragraph 3.10. Differentiate between emergency and nonemergency notification of ARFF personnel, the latter including activities that affect ARFF water supplies and access roads. Identify the primary ARFF contact person and at least one alternate. If notification is to be made through Airport Operations, then detail this procedure. Include a method of confirmation from the ARFF department.

**3.15 Inspection Requirements.**

Describe in this section inspection requirements to ensure airfield safety compliance. Include a requirement for routine inspections by the resident engineer (RE) or other airport operator's representative and the construction contractors. If the engineering consultants and/or contractors have a Safety Officer who will conduct such inspections, identify this individual. Describe procedures for special inspections, such as those required to reopen areas for aircraft operations. Part 139 requires daily airfield inspections at certificated airports, but these may need to be more frequent when construction is in progress. Discuss the role of such inspections on areas under construction. Include a requirement to immediately remedy any deficiencies, whether caused by negligence, oversight, or project scope change.

**3.16 Underground Utilities.**

Explain how existing underground utilities will be located and protected. Identify each utility owner and include contact information for each company/agency in the master list. Address emergency response procedures for damaged or disrupted utilities. Include a reference to paragraph 3.14 for notification of utility owners of accidental utility disruption as required.

**3.17 Penalties.**

Describe in this section specific penalties imposed for noncompliance with airport rules and regulations, including the CSPP: SIDA violations, VPD, and others.

**3.18 Special Conditions.**

Identify any special conditions that may trigger specific safety mitigation actions outlined in this CSPP: low visibility operations, snow removal, aircraft in distress, aircraft accident, security breach, VPD, and other activities requiring construction suspension/resumption. Include a reference to paragraph 3.10 for compliance with airport safety and security measures and for radio communications as required. Include

a reference to paragraph 3.14 for emergency notification of all involved parties, including police/security, ARFF, and medical services.

**3.19 Runway and Taxiway Visual Aids.**

Include marking, lighting, signs, and visual NAVAIDS. Detail temporary runway and taxiway marking, lighting, signs, and visual NAVAIDS required for the construction. Discuss existing marking, lighting, signs, and visual NAVAIDS that are temporarily, altered, obliterated, or shut down. Consider non-federal facilities and address requirements for reimbursable agreements necessary for alteration of FAA facilities and for necessary flight checks. Identify temporary TORA signs or runway distance remaining signs if appropriate. Identify required temporary visual NAVAIDS such as REIL or PAPI. Quote from, rather than incorporate by reference, AC 150/5340-1, Standards for Airport Markings; AC 150/5340-18, Standards for Airport Sign Systems; and AC 150/5340-30, as required. Attach drawings to graphically indicate proposed marking, lighting, signs, and visual NAVAIDS.

**3.20 Marking and Signs for Access Routes.**

Detail plans for marking and signs for vehicle access routes. To the extent possible, signs should be in conformance with the Federal Highway Administration MUTCD and/or State highway specifications, not hand lettered. Detail any modifications to the guidance in the MUTCD necessary to meet frangibility/height requirements.

**3.21 Hazard Marking and Lighting.**

Specify all marking and lighting equipment, including when and where each type of device is to be used. Specify maximum gaps between barricades and the maximum spacing of hazard lighting. Identify one individual and at least one alternate responsible for maintenance of hazard marking and lighting equipment in the master telephone list. Include a reference to paragraph 3.14. Attach drawings to graphically indicate the placement of hazard marking and lighting equipment.

**3.22 Work Zone Lighting for Nighttime Construction.**

If work is to be conducted at night, specify all lighting equipment, including when and where each type of device is to be used. Indicate the direction lights are to be aimed and any directions that aiming of lights is prohibited. Specify any shielding necessary in instances where aiming is not sufficient to prevent interference with air traffic control and aircraft operations. Attach drawings to graphically indicate the placement and aiming of lighting equipment. Where the plan only indicates directions that aiming of lights is prohibited, the placement and positioning of portable lights must be proposed by the Contractor and approved by the airport operator's representative each time lights are relocated or repositioned.

**3.23 Protection of Runway and Taxiway Safety Areas.**

This section should focus exclusively on procedures for protecting all safety areas, including those altered by the construction: methods of demarcation, limit of access, movement within safety areas, stockpiling and trenching restrictions, and so on. Reference AC 150/5300-13, as required. Include a reference to paragraph 3.10 for procedures regarding vehicle and personnel movement within safety areas. Include a reference to paragraph 3.10 for material stockpile restrictions as required. Detail requirements for trenching, excavations, and backfill. Include a reference to paragraph 3.21 for hazard marking and lighting devices used to identify open excavations as required. If runway and taxiway closures are proposed to protect safety areas, or if temporary displaced thresholds and/or revised declared distances are used to provide the required Runway Safety Area, include a reference to paragraphs 3.14 and 3.19. Detail procedures for protecting the runway OFZ, runway OFA, taxiway OFA and runway approach surfaces including those altered by the construction: methods of demarcation, limit of cranes, storage of equipment, and so on. Quote from, rather than incorporate by reference, AC 150/5300-13, as required. Include a reference to paragraph 3.24 for height (i.e., crane) restrictions as required. One way to address the height of equipment that will move during the project is to establish a three-dimensional “box” within which equipment will be confined that can be studied as a single object. Attach drawings to graphically indicate the safety area, OFZ, and OFA boundaries.

**3.24 Other Limitations on Construction.**

This section should describe what limitations must be applied to each area of work and when each limitation will be applied: limitations due to airport operations, height (i.e., crane) restrictions, areas which cannot be worked at simultaneously, day/night work restrictions, winter construction, and other limitations. Include a reference to paragraph 3.7 for project phasing requirements based on construction limitations as required.

Page Intentionally Blank



**APPENDIX A. RELATED READING MATERIAL**

Obtain the latest version of the following free publications from the FAA on its Web site at <http://www.faa.gov/airports/>.

**Table A-1. FAA Publications**

<b>Number</b>	<b>Title and Description</b>
<u>AC 150/5200-28</u>	<i>Notices to Airmen (NOTAMs) for Airport Operators</i> Guidance for using the NOTAM System in airport reporting.
<u>AC 150/5200-30</u>	<i>Airport Field Condition Assessments and Winter Operations Safety</i> Guidance for airport owners/operators on the development of an acceptable airport snow and ice control program and on appropriate field condition reporting procedures.
<u>AC 150/5200-33</u>	<i>Hazardous Wildlife Attractants On or Near Airports</i> Guidance on locating certain land uses that might attract hazardous wildlife to public-use airports.
<u>AC 150/5210-5</u>	<i>Painting, Marking, and Lighting of Vehicles Used on an Airport</i> Guidance, specifications, and standards for painting, marking, and lighting vehicles operating in the airport air operations areas.
<u>AC 150/5210-20</u>	<i>Ground Vehicle Operations to include Taxiing or Towing an Aircraft on Airports</i> Guidance to airport operators on developing ground vehicle operation training programs.
<u>AC 150/5300-13</u>	<i>Airport Design</i> FAA standards and recommendations for airport design. Establishes approach visibility minimums as an airport design parameter, and contains the Object Free area and the obstacle free-zone criteria.
<u>AC 150/5210-24</u>	<i>Airport Foreign Object Debris (FOD) Management</i> Guidance for developing and managing an airport foreign object debris (FOD) program

<b>Number</b>	<b>Title and Description</b>
<u>AC 150/5320-15</u>	<i>Management of Airport Industrial Waste</i> Basic information on the characteristics, management, and regulations of industrial wastes generated at airports. Guidance for developing a Storm Water Pollution Prevention Plan (SWPPP) that applies best management practices to eliminate, prevent, or reduce pollutants in storm water runoff with particular airport industrial activities.
<u>AC 150/5340-1</u>	<i>Standards for Airport Markings</i> FAA standards for the siting and installation of signs on airport runways and taxiways.
<u>AC 150/5340-18</u>	<i>Standards for Airport Sign Systems</i> FAA standards for the siting and installation of signs on airport runways and taxiways.
<u>AC 150/5345-28</u>	<i>Precision Approach Path Indicator (PAPI) Systems</i> FAA standards for PAPI systems, which provide pilots with visual glide slope guidance during approach for landing.
<u>AC 150/5340-30</u>	<i>Design and Installation Details for Airport Visual Aids</i> Guidance and recommendations on the installation of airport visual aids.
<u>AC 150/5345-39</u>	<i>Specification for L-853, Runway and Taxiway Retroreflective Markers</i>
<u>AC 150/5345-44</u>	<i>Specification for Runway and Taxiway Signs</i> FAA specifications for unlighted and lighted signs for taxiways and runways.
<u>AC 150/5345-53</u>	<i>Airport Lighting Equipment Certification Program</i> Details on the Airport Lighting Equipment Certification Program (ALECP).
<u>AC 150/5345-50</u>	<i>Specification for Portable Runway and Taxiway Lights</i> FAA standards for portable runway and taxiway lights and runway end identifier lights for temporary use to permit continued aircraft operations while all or part of a runway lighting system is inoperative.
<u>AC 150/5345-55</u>	<i>Specification for L-893, Lighted Visual Aid to Indicate Temporary Runway Closure</i>

<b>Number</b>	<b>Title and Description</b>
<u>AC 150/5370-10</u>	<i>Standards for Specifying Construction of Airports</i> Standards for construction of airports, including earthwork, drainage, paving, turfing, lighting, and incidental construction.
<u>AC 150/5370-12</u>	<i>Quality Management for Federally Funded Airport Construction Projects</i>
EB 93	<i>Guidance for the Assembly and Installation of Temporary Orange Construction Signs</i>
FAA Order 5200.11	<u>FAA Airports (ARP) Safety Management System (SMS)</u> Basics for implementing SMS within ARP. Includes roles and responsibilities of ARP management and staff as well as other FAA lines of business that contribute to the ARP SMS.
FAA Certalert 98-05	<i>Grasses Attractive to Hazardous Wildlife</i> Guidance on grass management and seed selection.
FAA Form 7460-1	<u>Notice of Proposed Construction or Alteration</u>
FAA Form 7480-1	<u>Notice of Landing Area Proposal</u>
FAA Form 6000.26	National NAS Strategic Interruption Service Level Agreement, Strategic Events Coordination, Airport Sponsor Form

Obtain the latest version of the following free publications from the Electronic Code of Federal Regulations at <http://www.ecfr.gov/>.

**Table A-2. Code of Federal Regulation**

<b>Number</b>	<b>Title</b>
Title 14 CFR Part 77	Safe, Efficient Use and Preservation of the Navigable Airspace
Title 14 CFR Part 139	Certification of Airports
Title 49 CFR Part 1542	Airport Security

Obtain the latest version of the Manual on Uniform Traffic Control Devices from the Federal Highway Administration at <http://mutcd.fhwa.dot.gov/>.

Page Intentionally Blank

**APPENDIX B. TERMS AND ACRONYMS****Table B-1. Terms and Acronyms**

<b>Term</b>	<b>Definition</b>
Form 7460-1	Notice of Proposed Construction or Alteration. For on-airport projects, the form submitted to the FAA regional or airports division office as formal written notification of any kind of construction or alteration of objects that affect navigable airspace, as defined in 14 CFR Part 77, <i>Safe, Efficient Use, and Preservation of the Navigable Airspace</i> . (See guidance available on the FAA web site at <a href="https://oeaaa.faa.gov">https://oeaaa.faa.gov</a> .) The form may be downloaded at <a href="http://www.faa.gov/airports/resources/forms/">http://www.faa.gov/airports/resources/forms/</a> , or filed electronically at: <a href="https://oeaaa.faa.gov">https://oeaaa.faa.gov</a> .
Form 7480-1	Notice of Landing Area Proposal. Form submitted to the FAA Airports Regional Division Office or Airports District Office as formal written notification whenever a project without an airport layout plan on file with the FAA involves the construction of a new airport; the construction, realigning, altering, activating, or abandoning of a runway, landing strip, or associated taxiway; or the deactivation or abandoning of an entire airport The form may be downloaded at <a href="http://www.faa.gov/airports/resources/forms/">http://www.faa.gov/airports/resources/forms/</a> .
Form 6000-26	Airport Sponsor Strategic Event Submission Form
AC	Advisory Circular
ACSI	Airport Certification Safety Inspector
ADG	Airplane Design Group
AIP	Airport Improvement Program
ALECP	Airport Lighting Equipment Certification Program
ANG	Air National Guard
AOA	Air Operations Area, as defined in 14 CFR Part 107. Means a portion of an airport, specified in the airport security program, in which security measures are carried out. This area includes aircraft movement areas, aircraft parking areas, loading ramps, and safety areas, and any adjacent areas (such as general aviation areas) that are not separated by adequate security systems, measures, or procedures. This area does not include the secured area of the airport terminal building.
ARFF	Aircraft Rescue and Fire Fighting
ARP	FAA Office of Airports
ASDA	Accelerate-Stop Distance Available
AT	Air Traffic
ATCT	Airport Traffic Control Tower
ATIS	Automatic Terminal Information Service
ATO	Air Traffic Organization
Certificated Airport	An airport that has been issued an Airport Operating Certificate by the FAA under

<b>Term</b>	<b>Definition</b>
	the authority of 14 CFR Part 139, <i>Certification of Airports</i> .
CFR	Code of Federal Regulations
Construction	The presence of construction-related personnel, equipment, and materials in any location that could infringe upon the movement of aircraft.
CSPP	Construction Safety and Phasing Plan. The overall plan for safety and phasing of a construction project developed by the airport operator, or developed by the airport operator's consultant and approved by the airport operator. It is included in the invitation for bids and becomes part of the project specifications.
CTAF	Common Traffic Advisory Frequency
Displaced Threshold	A threshold that is located at a point on the runway other than the designated beginning of the runway. The portion of pavement behind a displaced threshold is available for takeoffs in either direction or landing from the opposite direction.
DOT	Department of Transportation
EPA	Environmental Protection Agency
FAA	Federal Aviation Administration
FOD	Foreign Object Debris/Damage
FSS	Flight Service Station
GA	General Aviation
HAZMAT	Hazardous Materials
HMA	Hot Mix Asphalt
IAP	Instrument Approach Procedures
IFR	Instrument Flight Rules
ILS	Instrument Landing System
LDA	Landing Distance Available
LOC	Localizer antenna array
Movement Area	The runways, taxiways, and other areas of an airport that are used for taxiing or hover taxiing, air taxiing, takeoff, and landing of aircraft, exclusive of loading aprons and aircraft parking areas (reference 14 CFR Part 139).
MSDS	Material Safety Data Sheet
MUTCD	Manual on Uniform Traffic Control Devices
NAVAID	Navigation Aid
NAVAID Critical Area	An area of defined shape and size associated with a NAVAID that must remain clear and graded to avoid interference with the electronic signal.
Non-Movement Area	The area inside the airport security fence exclusive of the Movement Area. It is important to note that the non-movement area includes pavement traversed by aircraft.

<b>Term</b>	<b>Definition</b>
NOTAM	Notices to Airmen
Obstruction	Any object/obstacle exceeding the obstruction standards specified by 14 CFR Part 77, subpart C.
OCC	Operations Control Center
OE / AAA	Obstruction Evaluation / Airport Airspace Analysis
OFA	Object Free Area. An area on the ground centered on the runway, taxiway, or taxi lane centerline provided to enhance safety of aircraft operations by having the area free of objects except for those objects that need to be located in the OFA for air navigation or aircraft ground maneuvering purposes. (See <a href="#">AC 150/5300-13</a> for additional guidance on OFA standards and wingtip clearance criteria.)
OFZ	Obstacle Free Zone. The airspace below 150 ft (45 m) above the established airport elevation and along the runway and extended runway centerline that is required to be clear of all objects, except for frangible visual NAVAIDs that need to be located in the OFZ because of their function, in order to provide clearance protection for aircraft landing or taking off from the runway and for missed approaches. The OFZ is subdivided as follows: Runway OFZ, Inner Approach OFZ, Inner Transitional OFZ, and Precision OFZ. Refer to <a href="#">AC 150/5300-13</a> for guidance on OFZ.
OSHA	Occupational Safety and Health Administration
OTS	Out of Service
P&R	Planning and Requirements Group
NPI	NAS Planning & Integration
PAPI	Precision Approach Path Indicator
PFC	Passenger Facility Charge
PLASI	Pulse Light Approach Slope Indicator
Project Proposal Summary	A clear and concise description of the proposed project or change that is the object of Safety Risk Management.
RA	Reimbursable Agreement
RE	Resident Engineer
REIL	Runway End Identifier Lights
RNAV	Area Navigation
ROFA	Runway Object Free Area
RSA	Runway Safety Area. A defined surface surrounding the runway prepared or suitable for reducing the risk of damage to airplanes in the event of an undershoot, overshoot, or excursion from the runway, in accordance with <a href="#">AC 150/5300-13</a> .
SDS	Safety Data Sheet
SIDA	Security Identification Display Area
SMS	Safety Management System

Term	Definition
SPCD	Safety Plan Compliance Document. Details developed and submitted by a contractor to the airport operator for approval providing details on how the performance of a construction project will comply with the CSPP.
SRM	Safety Risk Management
SSC	System Support Center
Taxiway Safety Area	A defined surface alongside the taxiway prepared or suitable for reducing the risk of damage to an airplane unintentionally departing the taxiway, in accordance with <a href="#">AC 150/5300-13</a> .
TDG	Taxiway Design Group
Temporary	Any condition that is not intended to be permanent.
Temporary Runway End	The beginning of that portion of the runway available for landing and taking off in one direction, and for landing in the other direction. Note the difference from a displaced threshold.
Threshold	The beginning of that portion of the runway available for landing. In some instances, the landing threshold may be displaced.
TODA	Takeoff Distance Available
TOFA	Taxiway Object Free Area
TORA	Takeoff Run Available. The length of the runway less any length of runway unavailable and/or unsuitable for takeoff run computations. See <a href="#">AC 150/5300-13</a> for guidance on declared distances.
TSA	Taxiway Safety Area, or Transportation Security Administration
UNICOM	A radio communications system of a type used at small airports.
VASI	Visual Approach Slope Indicator
VGSI	Visual Glide Slope Indicator. A device that provides a visual glide slope indicator to landing pilots. These systems include precision approach path indicator (PAPI), visual approach slope indicator (VASI), and pulse light approach slope indicator (PLASI).
VFR	Visual Flight Rules
VOR	Very High Frequency Omnidirectional Radio Range
VPD	Vehicle / Pedestrian Deviation



**APPENDIX C. SAFETY AND PHASING PLAN CHECKLIST**

This appendix is keyed to Chapter 2. In the electronic version of this AC, clicking on the paragraph designation in the Reference column will access the applicable paragraph. There may be instances where the CSPP requires provisions that are not covered by the list in this appendix.

This checklist is intended as an aid, not a required submittal.

**Table C-1. CSPP Checklist**

Coordination	Reference	Addressed?			Remarks
		Yes	No	NA	
<b>General Considerations</b>					
Requirements for predesign, prebid, and preconstruction conferences to introduce the subject of airport operational safety during construction are specified.	<u>2.5</u>				
Operational safety is a standing agenda item for construction progress meetings.	<u>2.5</u>				
Scheduling of the construction phases is properly addressed.	<u>2.6</u>				
Any formal agreements are established.	<u>2.5.3</u>				
<b>Areas and Operations Affected by Construction Activity</b>					
Drawings showing affected areas are included.	<u>2.7.1</u>				
Closed or partially closed runways, taxiways, and aprons are depicted on drawings.	<u>2.7.1.1</u>				
Access routes used by ARFF vehicles affected by the project are addressed.	<u>2.7.1.2</u>				
Access routes used by airport and airline support vehicles affected by the project are addressed.	<u>2.7.1.3</u>				
Underground utilities, including water supplies for firefighting and drainage.	<u>2.7.1.4</u>				

Coordination	Reference	Addressed?			Remarks
		Yes	No	NA	
Approach/departure surfaces affected by heights of temporary objects are addressed.	<u>2.7.1.5</u>				
Construction areas, storage areas, and access routes near runways, taxiways, aprons, or helipads are properly depicted on drawings.	<u>2.7.1</u>				
Temporary changes to taxi operations are addressed.	<u>2.7.2.1</u>				
Detours for ARFF and other airport vehicles are identified.	<u>2.7.2.2</u>				
Maintenance of essential utilities and underground infrastructure is addressed.	<u>2.7.2.3</u>				
Temporary changes to air traffic control procedures are addressed.	<u>2.7.2.4</u>				
<b>NAVAIDs</b>					
Critical areas for NAVAIDs are depicted on drawings.	<u>2.8</u>				
Effects of construction activity on the performance of NAVAIDs, including unanticipated power outages, are addressed.	<u>2.8</u>				
Protection of NAVAID facilities is addressed.	<u>2.8</u>				
The required distance and direction from each NAVAID to any construction activity is depicted on drawings.	<u>2.8</u>				
Procedures for coordination with FAA ATO/Technical Operations, including identification of points of contact, are included.	<u>2.8, 2.13.1, 2.13.5.3.1, 2.18.1</u>				
<b>Contractor Access</b>					
The CSPP addresses areas to which contractor will have access and how	<u>2.9</u>				

Coordination	Reference	Addressed?			Remarks
		Yes	No	NA	
the areas will be accessed.					
The application of 49 CFR Part 1542 Airport Security, where appropriate, is addressed.	<u>2.9</u>				
The location of stockpiled construction materials is depicted on drawings.	<u>2.9.1</u>				
The requirement for stockpiles in the ROFA to be approved by FAA is included.	<u>2.9.1</u>				
Requirements for proper stockpiling of materials are included.	<u>2.9.1</u>				
Construction site parking is addressed.	<u>2.9.2.1</u>				
Construction equipment parking is addressed.	<u>2.9.2.2</u>				
Access and haul roads are addressed.	<u>2.9.2.3</u>				
A requirement for marking and lighting of vehicles to comply with <i>AC 150/5210-5, Painting, Marking and Lighting of Vehicles Used on an Airport</i> , is included.	<u>2.9.2.4</u>				
Proper vehicle operations, including requirements for escorts, are described.	<u>2.9.2.5, 2.9.2.6</u>				
Training requirements for vehicle drivers are addressed.	<u>2.9.2.7</u>				
Two-way radio communications procedures are described.	<u>2.9.2.9</u>				
Maintenance of the secured area of the airport is addressed.	<u>2.9.2.10</u>				
<b>Wildlife Management</b>					
The airport operator's wildlife management procedures are addressed.	<u>2.10</u>				

Coordination	Reference	Addressed?			Remarks
		Yes	No	NA	
<b>Foreign Object Debris Management</b>					
The airport operator's FOD management procedures are addressed.	<u>2.11</u>				
<b>Hazardous Materials Management</b>					
The airport operator's hazardous materials management procedures are addressed.	<u>2.12</u>				
<b>Notification of Construction Activities</b>					
Procedures for the immediate notification of airport user and local FAA of any conditions adversely affecting the operational safety of the airport are detailed.	<u>2.13</u>				
Maintenance of a list by the airport operator of the responsible representatives/points of contact for all involved parties and procedures for contacting them 24 hours a day, seven days a week is specified.	<u>2.13.1</u>				
A list of local ATO/Technical Operations personnel is included.	<u>2.13.1</u>				
A list of ATCT managers on duty is included.	<u>2.13.1</u>				
A list of authorized representatives to the OCC is included.	<u>2.13.2</u>				
Procedures for coordinating, issuing, maintaining and cancelling by the airport operator of NOTAMS about airport conditions resulting from construction are included.	<u>2.8, 2.13.2, 2.18.3.3.9</u>				
Provision of information on closed or hazardous conditions on airport movement areas by the airport operator to the OCC is specified.	<u>2.13.2</u>				
Emergency notification procedures for medical, fire fighting, and police	<u>2.13.3</u>				

Coordination	Reference	Addressed?			Remarks
		Yes	No	NA	
response are addressed.					
Coordination with ARFF personnel for non-emergency issues is addressed.	<u>2.13.4</u>				
Notification to the FAA under 14 CFR parts 77 and 157 is addressed.	<u>2.13.5</u>				
Reimbursable agreements for flight checks and/or design and construction for FAA owned NAVAIDs are addressed.	<u>2.13.5.3.2</u>				
<b>Inspection Requirements</b>					
Daily and interim inspections by both the airport operator and contractor are specified.	<u>2.14.1, 2.14.2</u>				
Final inspections at certificated airports are specified when required.	<u>2.14.3</u>				
<b>Underground Utilities</b>					
Procedures for protecting existing underground facilities in excavation areas are described.	<u>2.15</u>				
<b>Penalties</b>					
Penalty provisions for noncompliance with airport rules and regulations and the safety plans are detailed.	<u>2.16</u>				
<b>Special Conditions</b>					
Any special conditions that affect the operation of the airport or require the activation of any special procedures are addressed.	<u>2.17</u>				
<b>Runway and Taxiway Visual Aids - Marking, Lighting, Signs, and Visual NAVAIDs</b>					
The proper securing of temporary airport markings, lighting, signs, and visual NAVAIDs is addressed.	<u>2.18.1</u>				
Frangibility of airport markings, lighting, signs, and visual NAVAIDs is specified.	<u>2.18.1, 2.18.3, 2.18.4.2, 2.20.2.4</u>				

Coordination	Reference	Addressed?			Remarks
		Yes	No	NA	
The requirement for markings to be in compliance with <u>AC 150/5340-1</u> , <i>Standards for Airport Markings</i> , is specified.	<u>2.18.2</u>				
Detailed specifications for materials and methods for temporary markings are provided.	<u>2.18.2</u>				
The requirement for lighting to conform to <u>AC 150/5340-30</u> , <i>Design and Installation Details for Airport Visual Aids</i> ; <u>AC 150/5345-50</u> , <i>Specification for Portable Runway and Taxiway Lights</i> ; and <u>AC 150/5345-53</u> , <i>Airport Lighting Certification Program</i> , is specified.	<u>2.18.3</u>				
The use of a lighted X is specified where appropriate.	<u>2.18.2.1.2</u> , <u>2.18.3.2</u>				
The requirement for signs to conform to <u>AC 150/5345-44</u> , <i>Specification for Runway and Taxiway Signs</i> ; <u>AC 150/5340-18</u> , <i>Standards for Airport Sign Systems</i> ; and <u>AC 150/5345-53</u> , <i>Airport Lighting Certification Program</i> , is specified.	<u>2.18.4</u>				
<b>Marking and Signs For Access Routes</b>					
The CSPP specifies that pavement markings and signs intended for construction personnel should conform to <u>AC 150/5340-18</u> and, to the extent practicable, with the MUTCD and/or State highway specifications.	<u>2.18.4.2</u>				
<b>Hazard Marking and Lighting</b>					
Prominent, comprehensible warning indicators for any area affected by construction that is normally accessible to aircraft, personnel, or vehicles are specified.	<u>2.20.1</u>				

Coordination	Reference	Addressed?			Remarks
		Yes	No	NA	
Hazard marking and lighting are specified to identify open manholes, small areas under repair, stockpiled material, and waste areas.	<u>2.20.1</u>				
The CSPP considers less obvious construction-related hazards.	<u>2.20.1</u>				
Equipment that poses the least danger to aircraft but is sturdy enough to remain in place when subjected to typical winds, prop wash and jet blast is specified.	<u>2.20.2.1</u>				
The spacing of barricades is specified such that a breach is physically prevented barring a deliberate act.	<u>2.20.2.1</u>				
Red lights meeting the luminance requirements of the State Highway Department are specified.	<u>2.20.2.2</u>				
Barricades, temporary markers, and other objects placed and left in areas adjacent to any open runway, taxiway, taxi lane, or apron are specified to be as low as possible to the ground, and no more than 18 inch high.	<u>2.20.2.3</u>				
Barricades are specified to indicate construction locations in which no part of an aircraft may enter.	<u>2.20.2.3</u>				
Highly reflective barriers with lights are specified to barricade taxiways leading to closed runways.	<u>2.20.2.5</u>				
Markings for temporary closures are specified.	<u>2.20.2.5</u>				
The provision of a contractor's representative on call 24 hours a day for emergency maintenance of airport hazard lighting and barricades is specified.	<u>2.20.2.7</u>				

Coordination	Reference	Addressed?			Remarks
		Yes	No	NA	
<b>Work Zone Lighting for Nighttime Construction</b>					
If work is to be conducted at night, the CSPP identifies construction lighting units and their general locations and aiming in relationship to the ATCT and active runways and taxiways.	<u>2.21</u>				
<b>Protection of Runway and Taxiway Safety Areas</b>					
The CSPP clearly states that no construction may occur within a safety area while the associated runway or taxiway is open for aircraft operations.	<u>2.22.1.1,</u> <u>2.22.3.1</u>				
The CSPP specifies that the airport operator coordinates the adjustment of RSA or TSA dimensions with the ATCT and the appropriate FAA Airports Regional or District Office and issues a local NOTAM.	<u>2.22.1.2,</u> <u>2.22.3.2</u>				
Procedures for ensuring adequate distance for protection from blasting operations, if required by operational considerations, are detailed.	<u>2.22.3.3</u>				
The CSPP specifies that open trenches or excavations are not permitted within a safety area while the associated runway or taxiway is open, subject to approved exceptions.	<u>2.22.1.4</u>				
Appropriate covering of excavations in the RSA or TSA that cannot be backfilled before the associated runway or taxiway is open is detailed.	<u>2.22.1.4</u>				
The CSPP includes provisions for prominent marking of open trenches and excavations at the construction site.	<u>2.22.1.4</u>				
Grading and soil erosion control to maintain RSA/TSA standards are	<u>2.22.3.5</u>				



Coordination	Reference	Addressed?			Remarks
		Yes	No	NA	
addressed.					
The CSPP specifies that equipment is to be removed from the ROFA when not in use.	<u>2.22.2</u>				
The CSPP clearly states that no construction may occur within a taxiway safety area while the taxiway is open for aircraft operations.	<u>2.22.3</u>				
Appropriate details are specified for any construction work to be accomplished in a taxiway object free area.	<u>2.22.4</u>				
Measures to ensure that personnel, material, and/or equipment do not penetrate the OFZ or threshold siting surfaces while the runway is open for aircraft operations are included.	<u>2.22.4.3.6</u>				
Provisions for protection of runway approach/departure areas and clearways are included.	<u>2.22.6</u>				
<b>Other Limitations on Construction</b>					
The CSPP prohibits the use of open flame welding or torches unless adequate fire safety precautions are provided and the airport operator has approved their use.	<u>2.23.1.2</u>				
The CSPP prohibits the use of electrical blasting caps on or within 1,000 ft (300 m) of the airport property.	<u>2.23.1.3</u>				

**APPENDIX D. CONSTRUCTION PROJECT DAILY SAFETY INSPECTION CHECKLIST**

The situations identified below are potentially hazardous conditions that may occur during airport construction projects. Safety area encroachments, unauthorized and improper ground vehicle operations, and unmarked or uncovered holes and trenches near aircraft operating surfaces pose the most prevalent threats to airport operational safety during airport construction projects. The list below is one tool that the airport operator or contractor may use to aid in identifying and correcting potentially hazardous conditions. It should be customized as appropriate for each project including information such as the date, time and name of the person conducting the inspection.

**Table D-1. Potentially Hazardous Conditions**

<b>Item</b>	<b>Action Required (Describe)</b>	<b>No Action Required (Check)</b>
Excavation adjacent to runways, taxiways, and aprons improperly backfilled.		
Mounds of earth, construction materials, temporary structures, and other obstacles near any open runway, taxiway, or taxi lane; in the related Object Free area and aircraft approach or departure areas/zones; or obstructing any sign or marking.		
Runway resurfacing projects resulting in lips exceeding 3 inch (7.6 cm) from pavement edges and ends.		
Heavy equipment (stationary or mobile) operating or idle near AOA, in runway approaches and departures areas, or in OFZ.		
Equipment or material near NAVAIDs that may degrade or impair radiated signals and/or the monitoring of navigation and visual aids. Unauthorized or improper vehicle operations in localizer or glide slope critical areas, resulting in electronic interference and/or facility shutdown.		
Tall and especially relatively low visibility units (that is, equipment with slim profiles) — cranes, drills, and similar objects — located in critical areas, such as OFZ and		

<b>Item</b>	<b>Action Required (Describe)</b>	<b>No Action Required (Check)</b>
approach zones.		
Improperly positioned or malfunctioning lights or unlighted airport hazards, such as holes or excavations, on any apron, open taxiway, or open taxi lane or in a related safety, approach, or departure area.		
Obstacles, loose pavement, trash, and other debris on or near AOA. Construction debris (gravel, sand, mud, paving materials) on airport pavements may result in aircraft propeller, turbine engine, or tire damage. Also, loose materials may blow about, potentially causing personal injury or equipment damage.		
Inappropriate or poorly maintained fencing during construction intended to deter human and animal intrusions into the AOA. Fencing and other markings that are inadequate to separate construction areas from open AOA create aviation hazards.		
Improper or inadequate marking or lighting of runways (especially thresholds that have been displaced or runways that have been closed) and taxiways that could cause pilot confusion and provide a potential for a runway incursion. Inadequate or improper methods of marking, barricading, and lighting of temporarily closed portions of AOA create aviation hazards.		
Wildlife attractants — such as trash (food scraps not collected from construction personnel activity), grass seeds, tall grass, or standing water — on or near airports.		
Obliterated or faded temporary markings on active operational areas.		
Misleading or malfunctioning obstruction lights. Unlighted or unmarked obstructions in the approach to any open runway pose aviation hazards.		

<b>Item</b>	<b>Action Required (Describe)</b>	<b>No Action Required (Check)</b>
Failure to issue, update, or cancel NOTAMs about airport or runway closures or other construction related airport conditions.		
Failure to mark and identify utilities or power cables. Damage to utilities and power cables during construction activity can result in the loss of runway / taxiway lighting; loss of navigation, visual, or approach aids; disruption of weather reporting services; and/or loss of communications.		
Restrictions on ARFF access from fire stations to the runway / taxiway system or airport buildings.		
Lack of radio communications with construction vehicles in airport movement areas.		
Objects, regardless of whether they are marked or flagged, or activities anywhere on or near an airport that could be distracting, confusing, or alarming to pilots during aircraft operations.		
Water, snow, dirt, debris, or other contaminants that temporarily obscure or derogate the visibility of runway/taxiway marking, lighting, and pavement edges. Any condition or factor that obscures or diminishes the visibility of areas under construction.		
Spillage from vehicles (gasoline, diesel fuel, oil) on active pavement areas, such as runways, taxiways, aprons, and airport roadways.		
Failure to maintain drainage system integrity during construction (for example, no temporary drainage provided when working on a drainage system).		

<b>Item</b>	<b>Action Required (Describe)</b>	<b>No Action Required (Check)</b>
Failure to provide for proper electrical lockout and tagging procedures. At larger airports with multiple maintenance shifts/workers, construction contractors should make provisions for coordinating work on circuits.		
Failure to control dust. Consider limiting the amount of area from which the contractor is allowed to strip turf.		
Exposed wiring that creates an electrocution or fire ignition hazard. Identify and secure wiring, and place it in conduit or bury it.		
Site burning, which can cause possible obscuration.		
Construction work taking place outside of designated work areas and out of phase.		

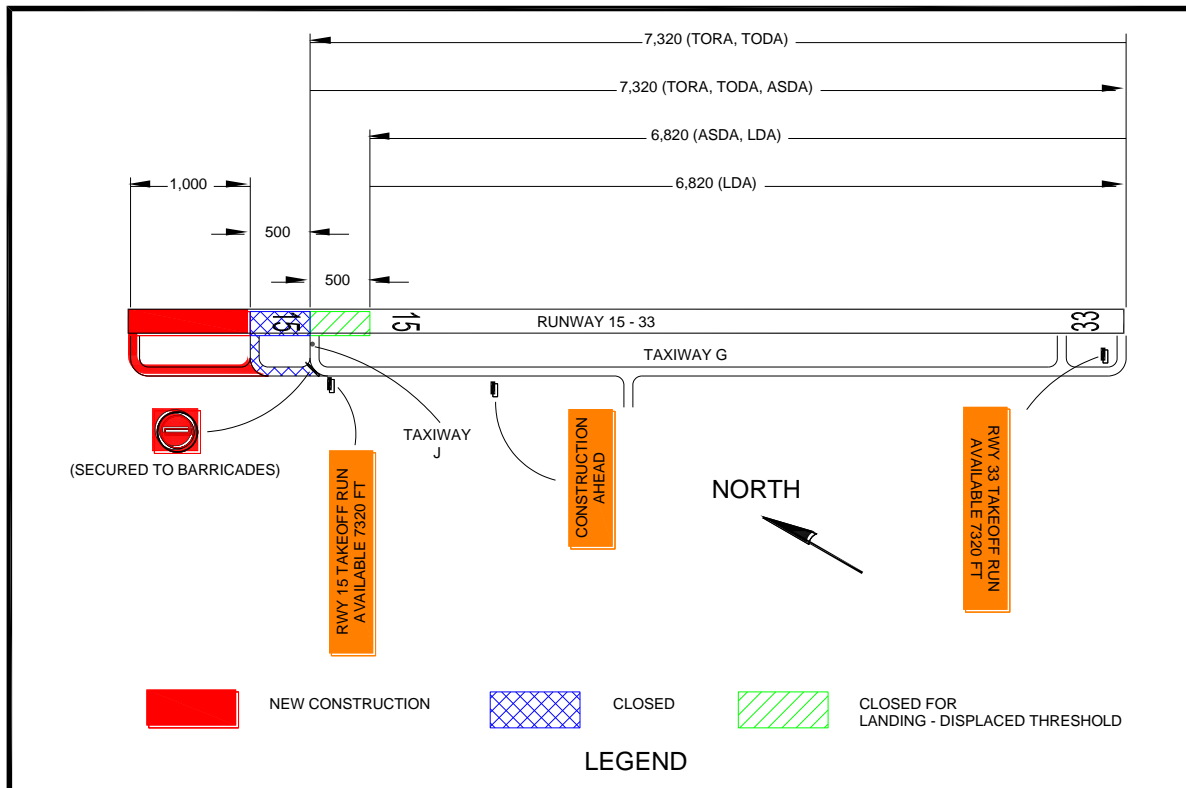
**APPENDIX E. SAMPLE OPERATIONAL EFFECTS TABLE**

**E.1 Project Description.**

Runway 15-33 is currently 7820 feet long, with a 500 foot stopway on the north end. This project will remove the stopway and extend the runway 1000 feet to the north and 500 feet to the south. Finally, the existing portion of the runway will be repaved. The runway 33 glide slope will be relocated. The new runway 33 localizer has already been installed by FAA Technical Operations and only needs to be switched on. Runway 15 is currently served only by a localizer, which will remain in operation as it will be beyond the future RSA. Appropriate NOTAMS will be issued throughout the project.

E.1.1 During Phase I, the runway 15 threshold will be displaced 1000 feet to keep construction equipment below the approach surface. The start of runway 15 takeoff and the departure end of runway 33 will also be moved 500 feet to protect workers from jet blast. Declared distances for runway 33 will be adjusted to provide the required RSA and applicable departure surface. Excavation near Taxiway G will require its ADG to be reduced from IV to III. See Figure E-1.

**Figure E-1. Phase I Example**

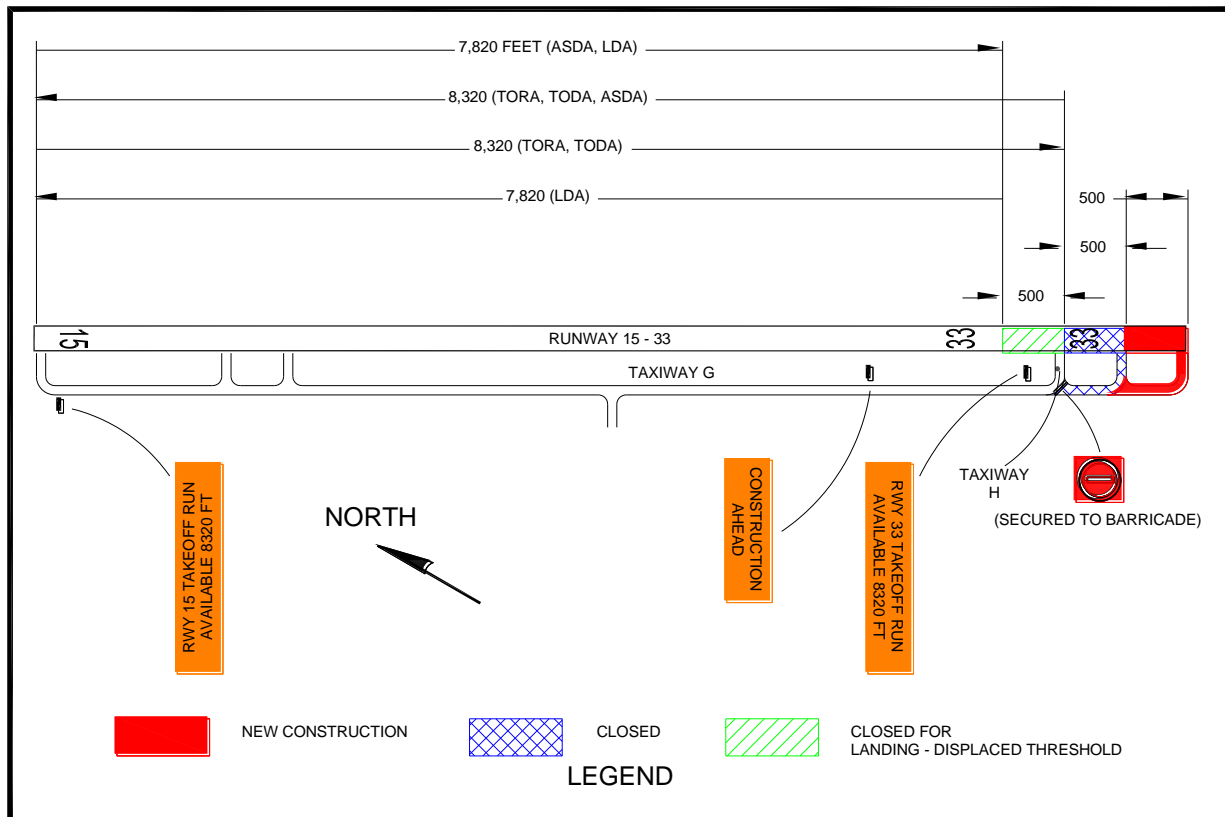


**Note 1:** Where hold signs are installed on both sides of a taxiway, install the TORA sign on the left side of the taxiway before the final turn to the runway intersection.

**Note 2:** Based on the declared distances for Runway 33 departures, the maximum equipment height in the construction area is 12.5 feet (500/40 = 12.5).

E.2 During Phase II, the runway 33 threshold will be displaced 1000 feet to keep construction equipment below the approach surface. The start of runway 33 takeoff and the departure end of runway 15 will also be moved 500 feet to protect workers from jet blast. Declared distances for runway 15 will be adjusted to provide the required RSA and applicable departure surface. See Figure E-2.

**Figure E-2. Phase II Example**

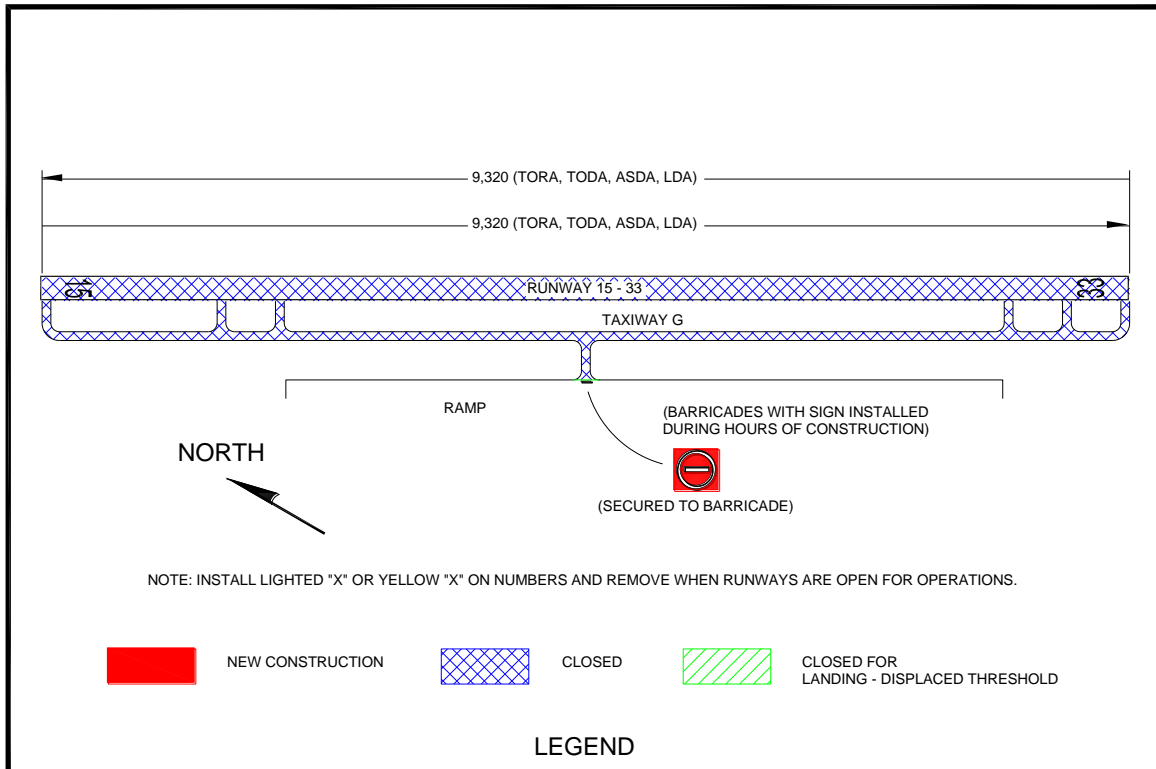


**Note 1:** Where hold signs are installed on both sides of a taxiway, install the TORA sign on the left side of the taxiway before the final turn to the runway intersection.

**Note 2:** Based on the declared distances for Runway 15 departures, the maximum equipment height in the construction area is 12.5 feet ( $500/40 = 12.5$ ).

- E.3 During Phase III, the existing portion of the runway will be repaved with Hot Mix Asphalt (HMA) and the runway 33 glide slope will be relocated. Construction will be accomplished between the hours of 8:00 pm and 5:00 am, during which the runway will be closed to operations.

**Figure E-3. Phase III Example**





**Table E-1. Operational Effects Table**

<b>Project</b>	<b>Runway 15-33 Extension and Repaving</b>			
<b>Phase</b>	<b>Normal (Existing)</b>	<b>Phase I: Extend Runway 15 End</b>	<b>Phase II: Extend Runway 33 End</b>	<b>Phase III: Repave Runway</b>
<b>Scope of Work</b>	N/A	Extend Runway 15-33 1,000 ft on north end with Hot Mix Asphaltic Concrete (HMA).	Extend Runway 15-33 500 ft on south end with Hot Mix Asphaltic Concrete (HMA).	Repave existing runway with HMA Relocate Runway 33 Glide Slope
<b>Effects of Construction Operations</b>	N/A	Existing North 500 ft closed	Existing South 500 ft closed	Runway closed between 8:00 pm and 5:00 am Edge lighting out of service
<b>Construction Phase</b>	N/A	Phase I (Anticipated)	Phase II (Anticipated)	Phase III (Anticipated)
<b>Runway 15 Average Aircraft Operations</b>	Carrier: 52 /day GA: 26 /day Military: 11 /day	Carrier: 40 /day GA: 26 /day Military: 0 /day	Carrier: 45 /day GA: 26 /day Military: 5 /day	Carrier: 45 / day GA: 20 / day Military: 0 /day
<b>Runway 33 Average Aircraft Operations</b>	Carrier: 40 /day GA: 18 /day Military: 10 /day	Carrier: 30 /day GA: 18 /day Military: 0 /day	Carrier: 25 /day GA: 18 /day Military: 5 /day	Carrier: 20 /day GA: 5 /day Military: 0 /day
<b>Runway 15-33 Aircraft Category</b>	C-IV	C-IV	C-IV	C-IV
<b>Runway 15 Approach Visibility Minimums</b>	1 mile	1 mile	1 mile	1 mile
<b>Runway 33 Approach Visibility Minimums</b>	$\frac{3}{4}$ mile	$\frac{3}{4}$ mile	$\frac{3}{4}$ mile	1 mile

**Note:** Proper coordination with Flight Procedures group is necessary to maintain instrument approach procedures during construction.

<b>Project</b>		<b>Runway 15-33 Extension and Repaving</b>			
<b>Phase</b>		<b>Normal (Existing)</b>	<b>Phase I: Extend Runway 15 End</b>	<b>Phase II: Extend Runway 33 End</b>	<b>Phase III: Repave Runway</b>
<b>Runway 15 Declared Distances</b>	<b>TORA</b>	7,820	7,320	8,320	9,320
	<b>TODA</b>	7,820	7,320	8,320	9,320
	<b>ASDA</b>	7,820	7,320	7,820	9,320
	<b>LDA</b>	7,820	6,820	7,820	9,320
<b>Runway 33 Declared Distances</b>	<b>TORA</b>	7,820	7,320	8,320	9,320
	<b>TODA</b>	7,820	7,320	8,320	9,320
	<b>ASDA</b>	8,320	6,820	8,320	9,320
	<b>LDA</b>	7,820	6,820	7,820	9,320
<b>Runway 15 Approach Procedures</b>		LOC only	LOC only	LOC only	LOC only
		RNAV	RNAV	RNAV	RNAV
		VOR	VOR	VOR	VOR
<b>Runway 33 Approach Procedures</b>		ILS	ILS	ILS	LOC only
		RNAV	RNAV	RNAV	RNAV
		VOR	VOR	VOR	VOR
<b>Runway 15 NAVAIDs</b>		LOC	LOC	LOC	LOC
<b>Runway 33 NAVAIDs</b>		ILS, MALSR	ILS, MALSR	ILS, MALSR	LOC, MALSR
<b>Taxiway G ADG</b>		IV	III	IV	IV
<b>Taxiway G TDG</b>		4	4	4	4
<b>ATCT (hours open)</b>		24 hours	24 hours	24 hours	0500 - 2000
<b>ARFF Index</b>		D	D	D	D

<b>Project</b>	<b>Runway 15-33 Extension and Repaving</b>			
<b>Phase</b>	<b>Normal (Existing)</b>	<b>Phase I: Extend Runway 15 End</b>	<b>Phase II: Extend Runway 33 End</b>	<b>Phase III: Repave Runway</b>
<b>Special Conditions</b>	Air National Guard (ANG) military operations	All military aircraft relocated to alternate ANG Base	Some large military aircraft relocated to alternate ANG Base	All military aircraft relocated to alternate ANG Base
<b>Information for NOTAMs</b>		Refer above for applicable declared distances. Taxiway G limited to 118 ft wingspan	Refer above for applicable declared distances.	Refer above for applicable declared distances. Airport closed 2000 – 0500. Runway 15 glide slope OTS.

**Note:** This table is one example. It may be advantageous to develop a separate table for each project phase and/or to address the operational status of the associated NAVAIDs per construction phase.

Complete the following chart for each phase to determine the area that must be protected along the runway and taxiway edges:

**Table E-2. Runway and Taxiway Edge Protection**

<b>Runway/Taxiway</b>	<b>Aircraft Approach Category* A, B, C, or D</b>	<b>Airplane Design Group* I, II, III, or IV</b>	<b>Safety Area Width in Feet Divided by 2*</b>

\*See AC 150/5300-13 to complete the chart for a specific runway/taxiway.

Complete the following chart for each phase to determine the area that must be protected before the runway threshold:

**Table E-3. Protection Prior to Runway Threshold**

Runway End Number	Airplane Design Group* I, II, III, or IV	Aircraft Approach Category* A, B, C, or D	Minimum Safety Area Prior to the Threshold*	Minimum Distance to Threshold Based on Required Approach Slope*	
				ft	: 1
			ft	ft	: 1
			ft	ft	: 1
			ft	ft	: 1
			ft	ft	: 1

\*See AC 150/5300-13 to complete the chart for a specific runway.

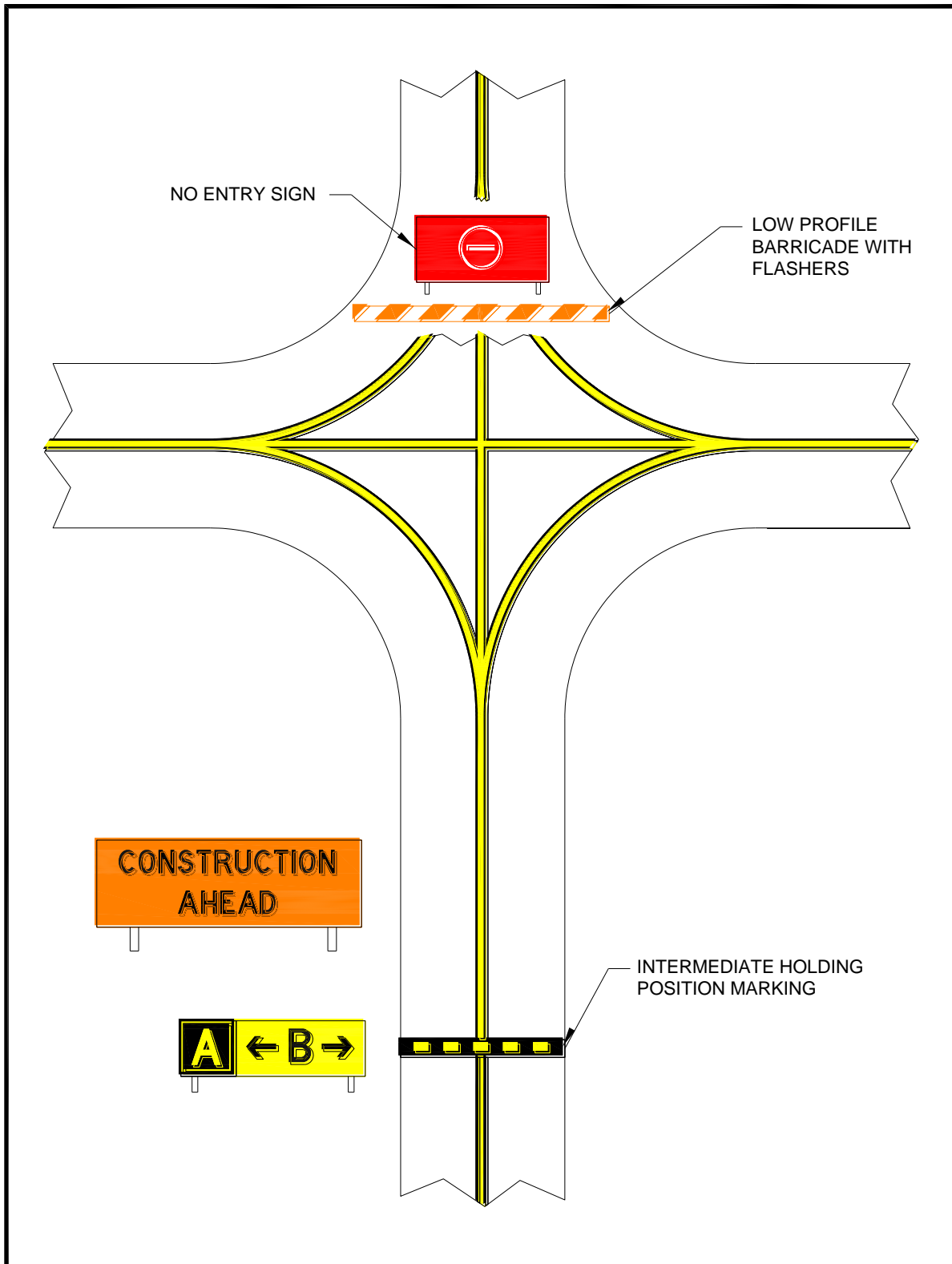
Page Intentionally Blank

**APPENDIX F. ORANGE CONSTRUCTION SIGNS**

**Figure F-1. Approved Sign Legends**

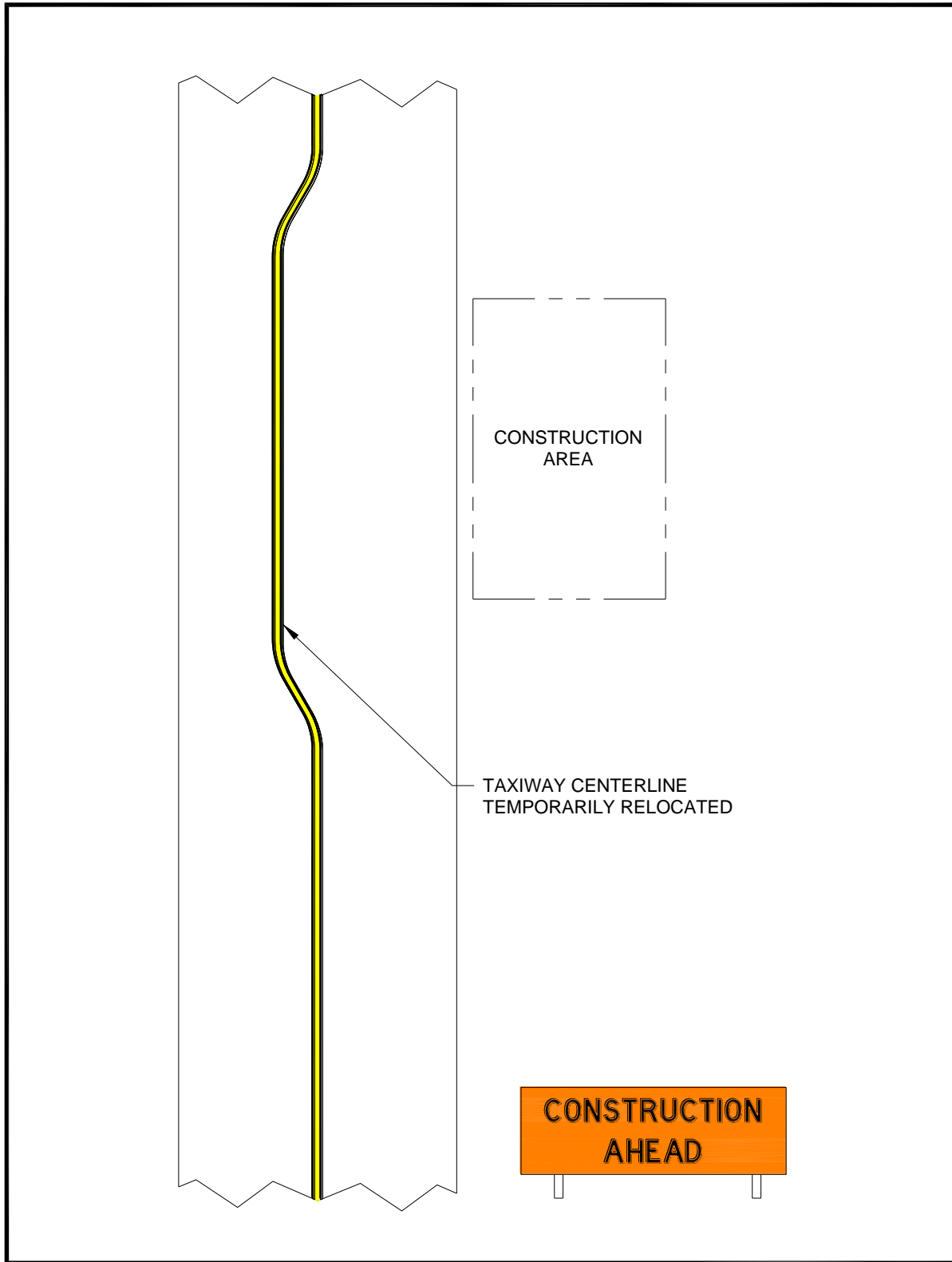


**Figure F-2. Orange Construction Sign Example 1**



**Note:** For proper placement of signs, refer to EB 93.

**Figure F-3. Orange Construction Sign Example 2**



**Note:** For proper placement of signs, refer to EB 93.



Page Intentionally Blank

## Advisory Circular Feedback

If you find an error in this AC, have recommendations for improving it, or have suggestions for new items/subjects to be added, you may let us know by (1) mailing this form to Manager, Airport Engineering Division, Federal Aviation Administration ATTN: AAS-100, 800 Independence Avenue SW, Washington DC 20591 or (2) faxing it to the attention of the Office of Airport Safety and Standards at (202) 267-5383.

Subject: AC 150/5370-2G

Date: \_\_\_\_\_

*Please check all appropriate line items:*

An error (procedural or typographical) has been noted in paragraph \_\_\_\_\_ on page \_\_\_\_\_.

Recommend paragraph \_\_\_\_\_ on page \_\_\_\_\_ be changed as follows:

\_\_\_\_\_  
\_\_\_\_\_  
\_\_\_\_\_

In a future change to this AC, please cover the following subject:  
*(Briefly describe what you want added.)*

\_\_\_\_\_  
\_\_\_\_\_  
\_\_\_\_\_

Other comments:

\_\_\_\_\_  
\_\_\_\_\_  
\_\_\_\_\_

I would like to discuss the above. Please contact me at (phone number, email address).

\_\_\_\_\_

Submitted by: \_\_\_\_\_

Date: \_\_\_\_\_

Page Intentionally Blank

# **APPENDIX B**

**CONSTRUCTION SAFETY AND PHASING PLAN**

**Intentionally Left Blank**

## CONSTRUCTION SAFETY AND PHASING PLAN

### Section 1 – Coordination

#### a. Progress Meetings

The Contractor shall conduct progress meetings bi-weekly at the project site. Contractor shall notify the Owner and Engineer if there is a request to revise the scheduled meeting dates. Operational safety should be a topic of discussion at these meetings.

#### b. Scope or Schedule Changes

Revise the construction schedule after each progress meeting where revisions to the schedule have been made or recognized. Issue the revised schedule concurrently with the report of each meeting. Changes in the scope or duration of the project must be approved by the Owner and Engineer, and may require approval from the Georgia Department of Transportation (GDOT) or FAA.

#### c. FAA ATO Coordination

The Contractor shall provide the necessary information on construction conditions so that the Owner can advise the Flight Service Station to issue a NOTAM in accordance with established criteria. All requests for NOTAMS for taxiway closures shall be made at least 48 hours in advance (not including weekends) by the Contractor to the Engineer.

The partial closure of Parallel Taxiway A and the closure of Taxiway A3 in its entirety will be required in Phase I for this project as outlined on the attached Construction Phasing and Safety Plan exhibits. All requests for closure for moving into a phase that requires the closure of a NAVAID shall be made at least seven (7) days in advance (not including weekends) by the Contractor to the Engineer. Construction operations within the taxiway safety area shall not begin until the Contractor receives clearance from the Owner and Engineer assuring that the adjoining runway or taxiway has been closed.

### Section 2 – Phasing

#### a. Phase Elements

1. Phase 1: Work required for this phase will include the removal of the existing well house, pavement rehabilitation of Parallel Taxiway A and Connecting Taxiway A3 with adjoining fillets, and installation of a new fuel dispenser.

This work will require completion before the start of Phase 2 and Phase 3 work. Phase 1 duration of construction is 90 calendar days and shall be constructed in daytime hours only.

2. Phase 2: Work required for this phase will include the pavement rehabilitation of the East Apron area.

This work shall not begin until the completion of Phase 1 work and will require completion before the start of Phase 3 work. Phase 2 duration of construction is 60 calendar days and shall be constructed in daytime hours only.

3. Phase 3: Work required for this phase will include the crack seal of the hangar area and pavement rehabilitation and drainage improvements of the hangar area.

This work shall not begin until completion of Phase 2 work. Phase 3 duration of construction is 60 calendar days and shall be constructed in daytime hours only.

4. Phase 4: Work required for this phase will include the installation of a water line that will serve a proposed on-airport fire hydrant.

This work is not dependent on the completion of Phase 1, 2, or 3 and can be conducted concurrently with all phases. Phase 4 duration of construction is 30 calendar days and shall be constructed in daytime hours only.

**b. Construction Safety Drawings**

Construction Safety Drawings are included in Attachment A.

**Section 3 – Areas and Operations Affected by Construction Activity**

**a. Identification of Affected Areas**

Airport operations will be affected during construction. Phasing of construction has been determined in order to maintain connectivity throughout the airfield while portions of the Taxiway and connectors are closed for construction. Contractor to confine all activities to the access routes, the haul routes, the staging area, and the construction area (see Attachment A for Staging Plans) and will not permit his employees or equipment to enter or cross any portion of the airport operations area (AOA) and shall not perform any construction within this area without prior permission from designated airport representative.

**i. Phase 1:**

- a. Taxiway Object Free Area (TOFA): Work to be conducted inside the TOFA within 65.5' of the centerline of Parallel Taxiway A from station 138+13 to 143+37. Work to be conducted inside the TOFA within 65.5' of the centerline of Connecting Taxiway A3 for the taxiway's entire length.
- b. Runway Object Free Area (ROFA): Work to be conducted inside the ROFA within 250 ft of runway centerline, but outside the Runway Safety Area (RSA).

- ii. Phase 2: Work to be conducted inside of the East Apron area. All work to be done outside of taxiway safety area (TSA), taxiway object free area (TOFA), runway safety area (RSA), and runway object free area (ROFA).

**iii. Phase 3:**

- a. Taxiway Object Free Area (TOFA): Work to be conducted inside the TOFA within 65.5 ft of Connecting Taxiway T centerline. Work to be conducted inside of the T-Hangar area.

**iv. Phase 4:** All work to be done outside of taxiway safety area (TSA), taxiway object free area (TOFA), runway safety area (RSA), and runway object free area (ROFA).

**b. Mitigation of Effects**

Lighted barricades will be used to delineate all closure areas. Runway 17-35 is to remain open for the duration of all phases of construction.

**i. Phase 1:** A section of Parallel Taxiway A from station 136+60 to Runway 35 end and the entirety of Connecting Taxiway A3 is to remain closed for the duration of Phase 1 construction. Lighted barricades are to be installed at the locations shown on Sheet 1 of 2 (see Attachment A) to restrict access to closed portions of taxiways.

**ii. Phase 2:** The East Apron area is to remain closed for the duration of Phase 2 construction. Lighted barricades are to be installed at the locations shown on Sheet 1 of 2 (Attachment A) to restrict access to the East Apron.

**iii. Phase 3:** The T-Hangar Area is to remain closed for the duration of Phase 3 construction. Lighted barricades are to be installed at the locations shown on Sheet 1 of 2 (Attachment A) to restrict access to the T-Hangar Area.

**iv. Phase 4:** There are no mitigation of effects for Phase 4 construction.

**Section 4 – Protection of NAVAIDS**

During the time of construction, it is anticipated that contractor activities will not impact the operation of NAVAIDS.

**Section 5 – Contractor Access**

**a. Location of Stockpiled Construction Materials**

Stockpiled material shall be constrained in a manner to prevent displacement by jet blast, prop blast, or wind, and shall be kept to a height that will not penetrate FAR Part 77 imaginary air space.

Stockpiled materials shall not be permitted within the runway or taxiway safety areas.

**b. Vehicle and Pedestrian Operations**

All equipment, vehicles, and materials must be stored in the designated storage or staging area or in areas acceptable to the Engineer. All equipment must be returned to the staging area at the end of each work day or when not engaged in construction.



Contractor shall provide security within his construction area and shall keep all unauthorized personnel out. All construction traffic shall enter and exit the project area only through the project access point(s) shown on the plans or approved by the Engineer. Contractor will be responsible for security of entrance gates under use by him/her.

The Contractor shall be responsible for establishing haul routes suitable for supporting all necessary transportation and construction equipment for the duration of the project. Any existing roads or other areas that are used as part of the haul route shall be restored to their original condition after completion of the project. The Contractor will be responsible for all clean-up operations of debris that may be on the haul route and for watering and/or other dust preventive measures to preclude fugitive dust from affecting buildings, occupants, or airfield operations. Contractor will not be allowed to use any of the existing runways, taxiways, or aprons as part of the haul road unless authorized in writing by the Engineer.

Contractor shall not use any access or haul routes other than the ones approved by the Engineer.

The Contractor has the responsibility for maintaining control of the access gates or any other entrance to the AOA. The Contractor may utilize a gate guard or install an automatic operated gate controller with limited access with numeric keypad. The Contractor may be required to erect temporary fencing to protect the AOA during construction. The Contractor's method of maintaining security shall be set forth in his Security Plan and shall comply with the airport's rules and regulations concerning work in the airport restricted areas. There will be no separate measurement or payment for gate guards or temporary fencing required to maintain the integrity of the AOA.

All vehicles and equipment used on the airfield shall meet airport requirements for marking and lighting. Contractor vehicles and equipment shall be marked with checkered flags and lighted with flashing beacons to comply with requirements of FAA AC 150/5210-5. All vehicles and equipment shall display 3' x 3' flags, orange and white "checkerboard" pattern, with the squares being 1' x 1' each. All vehicles and construction equipment working during the night shall be equipped with an amber colored rotating beacon light.

Contractor shall maintain two-way radio communication with the Airport air operations personnel, on their frequency, at all times during construction. Contractor shall have a working radio on site at all times during construction and shall assign responsible personnel, including flagmen, to continuously monitor the radio. Contractor shall furnish his construction personnel with sufficient truck and hand-held radios to allow all construction locations to be in radio contact with the Airport air operations personnel at all times, and shall assign responsible personnel to monitor Unicom frequency 122.80.

The Contractor is required to employ a Safety Officer who will be the liaison between the Contractor, the Engineer and the Owner in all safety related matters for the duration of the

project. The Safety Officer shall be on call 24 hours per day for emergency maintenance of airport hazard lighting, barricades, and other safety features.

The Contractor shall provide routine training as approved by the Owner in order to ensure safe vehicle operation and pedestrian movement by construction personnel on the airport during construction.

## **Section 6 – Wildlife Management**

Contractor will be responsible for carefully controlling and continuously removing waste, standing water, or loose materials from the construction site that might attract wildlife.

**a. Trash**

Construction personnel shall not dispose of food scraps on airport property.

**b. Standing Water**

The contractor shall provide temporary drainage as necessary during construction to avoid standing water.

**c. Tall Grass and Seeds**

Contractor is responsible for keeping project area mowed throughout construction in order to prevent tall grasses which may attract wildlife.

**d. Fencing and Gates**

All fences must be maintained and closed throughout construction in order to prevent wildlife from entering the airport.

**e. Disruption of Existing Wildlife Habitat**

No wildlife habitat disruption is anticipated for this project.

## **Section 7 – Foreign Object Debris (FOD) Management**

The Contractor shall promptly clean any and all debris arising from the project work that is left on operational airfield pavement. Any debris attributable to the Contractor found to be a hazard to aircraft may be removed by the Owner. A fee of \$250/hour will be assessed to the Contractor for all such cleaning and will be deducted on the next Contractor pay request.

## **Section 8 – Hazardous Materials (HAZMAT) Management**

Conduct cleaning and disposal operations to comply with all local, state and federal codes, ordinances, regulations, and anti-pollution laws; and with airport and construction safety requirements. Contractor shall be prepared to quickly clean up any fuel or hydraulic fluid leaks that may occur.

## **Section 9 – Notification of Construction Activities**

### **a. Points of Contact List**

For the duration of the project, the Contractor shall designate a list of authorized individuals in a prioritized order, to be on 24 hour call, and these individuals shall be equipped with a cellular phone. These individuals shall be able to respond to any situation arising out of the performance of the work on this project, particularly during nighttime hours, and shall respond and be on the project site within one hour after the phone call.

### **b. Notice to Airmen (NOTAM)**

The Contractor shall provide the necessary information on construction conditions so that the Owner can advise the Flight Service Station to issue a NOTAM in accordance with established criteria. All requests for NOTAMS for taxiway closures shall be made at least 48 hours in advance (not including weekends) by the Contractor to the Engineer. All requests for closure of a runway or for moving into a phase that requires the closure of a NAVAID shall be made at least seven (7) days in advance (not including weekends) by the Contractor to the Engineer.

### **c. Emergency Notification Procedures**

Emergency Response: 911  
Jackson County Sheriff's Office: (706) 367-8718  
Northeast Georgia Medical Center: (770)-848-1200  
Jefferson Fire Department: (706)-387-7400  
Georgia Poison Control: (800) 222-1222

### **d. Notification of ARFF Personnel – N/A**

### **e. Notification to the FAA**

A FAA Form 7460-1, Notice of Proposed Construction or Alteration, has been submitted.

## **Section 10 – Inspection Requirements**

### **a. Daily Inspections**

Contractor shall make daily (or more frequent) inspections to ensure compliance with this document. The Contractor shall cooperate with the Engineer and the Owner as needed throughout construction in order to allow for daily inspections of construction activities performed by the Owner to ensure that construction activities do not affect safe airfield operations.

### **b. Final Inspections**

Final inspection will be conducted by the owner prior to project acceptance.

## **Section 11 – Underground Utilities**

The Contractor shall be responsible for the location and identification of all existing utilities and pipelines in the construction area. Any damage to existing utilities or pipelines (on or off airport property) damaged by the Contractor shall be the responsibility of the Contractor.

Cables will be located and marked by the Contractor prior to construction. The Contractor shall protect existing cables that are to remain.

### **Section 12 – Penalties**

This project will include Contractor operations within or near active Air Operations Areas (AOA). The Airport will conduct normal aircraft operations during the course of this project, subject to certain restrictions called out in this section or elsewhere in the specifications. Therefore, to provide for the security and safety of Airport users and the Contractor's forces, as well as to minimize interruptions to aircraft operations, the Contractor shall limit his work within the areas designated and conduct his operations as specified.

Any fines or assessments levied against the Sponsor as a result of unauthorized intrusions in the AOA or other violations by the Contractor's personnel or those of his subcontractors will be passed on to the Contractor.

Noncompliance with airport rules and regulations and the safety plans may result in access to the AOA being revoked.

### **Section 13 – Special Conditions**

There are no special conditions that apply to this project.

### **Section 14 – Runway and Taxiway Visual Aids**

#### **a. General**

Partial taxiway closures will take place throughout the project as noted in the phasing plan.

#### **b. Markings**

The re-marking of Parallel Taxiway A and adjoining fillet of Connecting Taxiway A3 will be required for this project.

#### **c. Lighting and Visual NAVAIDs**

Relocation of taxiway edge lights will be required for Phase 1 construction on the Parallel Taxiway A.

### **Section 15 – Marking and Signs for Access Routes**

Contractor shall be responsible for installing signs and needed marking and/or signage prior to construction in any work area.

### **Section 16 – Hazard Marking and Lighting**

#### **a. Purpose**

In order to designate closures and keep aircraft out of restricted areas during construction, the contractor shall mark and, if appropriate, light in an approved manner each of the following:

- i. Each construction area that is on or adjacent to any movement area or any other area of the airport on which air carrier aircraft may be operated
- ii. Each item of construction equipment and each construction roadway, which may affect the safe movement of aircraft on the airport; and
- iii. Any area adjacent to a NAVAID that, if traversed, could cause derogation of the signal or the failure of the NAVAID; and
- iv. Provide procedures, such as a review of all appropriate utility plans prior to construction, for avoiding damage to existing utilities, cables, wires, conduits, pipelines, or other underground facilities.

**b. Equipment**

Barricades shall be approximately 8 foot x 8 inch x 8 inch barricade. Barricade must be low-mass and easily collapsible upon contact with aircraft or any of its components. Barricade must have alternating diagonal white and orange stripes, two 20 inch x 20 inch orange flags, and two battery powered flashing red lights. Flags shall be framed and installed so that they are always in the extended position and oriented along the long axis of the barricade. Overall barricade height shall not exceed 36 inches.

**Section 17 – Public Protection**

When necessary to accomplish construction in areas near active runways and taxiways, the construction equipment, vehicles, and men are authorized to operate without interruption within the project limits, except within the following areas and as specified otherwise:

**a. Runway Safety Area (RSA)**

- 75 feet laterally from RW 17-35 centerline on each side
- 300 feet from RW 17-35 end

**b. Runway Object Free Area (ROFA)**

- 250 feet laterally from RW 17-35 centerline on each side
- 300 feet from RW 17-35 end

**c. Taxiway Safety Area (TSA)**

- 39.5 feet laterally from active TW centerline on each side

**d. Taxiway Object Free Area (TOFA)**

- 65.5 feet laterally from active TW centerline on each side

**e. Obstacle Free Zone (OFZ)**

- 125 feet laterally from RW 17-35 centerline on each side

**f. Runway Approach/Departure Surfaces**

- RW 17 = 20:1 approach slope (Begins 200 feet from end of runway)
- RW 35 = 20:1 approach slope (Begins 200 feet from end of runway)

Throughout construction the contractor shall employ safeguards to prevent inadvertent entry to the movement area by unauthorized persons or vehicles, and maintain safe working distance from aircraft to provide reasonable protection of persons and property from aircraft blast. Airport Fencing shall remain in place at all times during construction.

## **Section 18 – Other Limitations on Construction**

### **a. Prohibitions**

- No use of tall equipment greater than 15' high unless a 7460-1 determination letter is issued for such equipment.
- No use of open flame welding or torches unless adequate fire safety precautions are provided and the airport operator has approved their use.
- No use of flare pots within the AOA at any time.
- No use of electrical blasting caps on or within 1,000 ft of the airport property.

### **b. Restrictions**

- Daytime construction only.
- Contractor to return all vehicles and equipment to Contractor's Staging Area at the conclusion of construction activities on a daily basis.

**Attachment A: Construction Safety Drawings**





CONTRACTOR SHALL MAINTAIN BARRIERS AT ALL TIMES SO AS TO RESTRICT ACCESS TO THE CLOSED TAXIWAY OR TAXILANE AREAS.

**SAFETY PLAN NOTES**

- A. THE PROJECT CONSISTS OF PAVEMENT REHABILITATION OF THE EAST APRON, A PORTION OF THE PARALLEL TAXIWAY AND HANGAR AREA, CRACK SEALING THE HANGAR AREA, INSTALLATION OF A NEW FUEL DISPENSER, WATER LINE EXTENSION, AND REMOVAL OF THE WELL HOUSE. THIS PROJECT WILL REQUIRE THE TEMPORARY CLOSURE OF PARALLEL TAXIWAY A, CONNECTING TAXIWAY A3, EAST APRON AREA, AND T-HANGAR AREA.
- B. THE OWNER, ENGINEER AND CONTRACTOR WILL HOLD PROGRESS MEETINGS ON A COORDINATED SCHEDULE DURING CONSTRUCTION. THE CONTRACTOR IS REQUIRED TO ATTEND ALL COORDINATION CONFERENCES AS MAY SEEM EXPEDIENT TO THE OWNER AND/OR ENGINEER FOR THE PURPOSE OF ASSURING COORDINATION OF THE WORK COVERED BY THIS CONTRACT AND/OR SCOPE OR SCHEDULE CHANGES.
- C. PHASING REQUIREMENTS:
  - a. ALL WORK WITHIN THE RUNWAY SAFETY AREA (RSA) SHALL BE PERFORMED WITH THE RUNWAY AND TAXIWAYS CLOSED TO AIRFIELD OPERATIONS.
    - CONTRACTOR SHALL COORDINATE WITH THE ENGINEER 48 HOURS PRIOR TO ENSURE THAT NOTAMS ARE ISSUED BY THE AIRPORT MANAGER.
    - CONTRACTOR SHALL MAINTAIN BARRIERS AT ALL TIMES SO AS TO RESTRICT ACCESS TO THE CLOSED RUNWAY AREA.
  - b. ALL WORK WITHIN THE TAXIWAY OR TAXILANE OBJECT FREE AREA (TOFA) SHALL BE PERFORMED WITH THE ASSOCIATED TAXIWAY OR TAXILANE CLOSED TO AIRFIELD OPERATIONS.
    - CONTRACTOR SHALL COORDINATE WITH THE ENGINEER TO ENSURE THAT NOTAMS ARE ISSUED BY THE AIRPORT MANAGER.
    - CONTRACTOR SHALL MAINTAIN BARRIERS AT ALL TIMES SO AS TO RESTRICT ACCESS TO THE CLOSED TAXIWAY OR TAXILANE AREAS.
  - c. EQUIPMENT SHALL BE MAXIMUM 15 FEET HIGH, EXCEPT WITH APPROVAL OF THE ENGINEER.
- D. AREAS AFFECTED BY THE CONSTRUCTION WILL BE AS FOLLOWS:
  - PHASE 1: THE RUNWAY AND TAXIWAY OFA WILL BE AFFECTED BY CONSTRUCTION.
  - PHASE 2: EAST APRON AREA WILL BE AFFECTED BY CONSTRUCTION.
  - PHASE 3: T-HANGAR AREA AND THE TAXIWAY 'T' OFA WILL BE AFFECTED BY CONSTRUCTION.
  - PHASE 4: NO AFFECTED AREAS.
- MITIGATION OF EFFECTS:
  - PHASE 1: A SECTION OF PARALLEL TAXIWAY A AND THE ENTIRETY OF CONNECTING TAXIWAY A3 SHALL REMAIN CLOSED FOR PHASE 1 CONSTRUCTION. LIGHTED BARRICADES TO RESTRICT ACCESS TO CLOSED PORTION S OF TAXIWAYS. RUNWAY 17-35 TO REMAIN OPEN.
  - PHASE 2: EAST APRON AREA TO REMAIN CLOSED FOR PHASE 2 CONSTRUCTION. LIGHTED BARRICADES TO RESTRICT ACCESS TO EAST APRON AREA. RUNWAY 17-35 TO REMAIN OPEN.
  - PHASE 3: T-HANGAR AREA SHALL REMAIN CLOSED FOR PHASE 3 CONSTRUCTION. LIGHTED BARRICADES TO RESTRICT ACCESS TO T-HANGAR AREA. RUNWAY 17-35 TO REMAIN OPEN.
  - PHASE 4: NONE. RUNWAY 17-35 AND ALL TAXIWAYS TO REMAIN OPEN.
- E. NAVAIDS WILL NOT BE AFFECTED DURING THIS PROJECT. DURING THE PARALLEL TAXIWAY CLOSURE, TAXIWAY EDGE LIGHTING SHALL BE OBSERVED OR DISABLED.
- F. DURING TAXIWAY CLOSURES DELINEATE CLOSED AREAS WITH BARRIERS. SEE PHASING PLAN FOR LOCATION OF BARRIERS. SEE BARRIER DETAIL AND NOTES ON THIS SHEET.
- G. THE CONTRACTOR WILL PROVIDE SECURITY WITHIN THE CONSTRUCTION AREA AND WILL KEEP ALL UNAUTHORIZED PERSONNEL OUT OF CONSTRUCTION AREA. ALL CONSTRUCTION TRAFFIC SHALL ENTER AND EXIT THE PROJECT AREA THROUGH THE CONSTRUCTION ENTRANCE/EXIT SHOWN ON THIS PLAN. CONTRACTOR WILL BE RESPONSIBLE FOR SECURITY OF ALL ENTRANCES DURING CONSTRUCTION. STOCKPILED MATERIALS AND EQUIPMENT STORAGE SHALL ONLY BE PERMITTED WITHIN THE CONTRACTORS STAGING AREA.
- H. THE CONTRACTOR WILL OBTAIN, HAVE KNOWLEDGE OF, AND INCORPORATE THE FOLLOWING SAFETY PROVISIONS INTO THE CONSTRUCTION PROJECT:
  - OPERATIONAL SAFETY ON AIRPORTS DURING CONSTRUCTION AC 150/5370-2F.
  - AIRCRAFT RESCUE AND FIRE FIGHTING COMMUNICATIONS AC 150/5210-7D.
  - AIRPORT SAFETY SELF-INSPECTION AC 150/5200-18C.
  - PAINTING, MARKING, AND LIGHTING OF VEHICLES USED ON AN AIRPORT AC 150/5210-5C.
  - THE FEDERAL AVIATION ADMINISTRATION WEBSITE FOR ADVISORY CIRCULARS IS: "WWW.AIRWEB.FAA.GOV"
- I. THE CONTRACTOR'S STAGING AREA IS SHOWN GENERALLY ON THE PLANS. THE ACTUAL SIZE AND LOCATION WILL BE DETERMINED AT THE PRE-CONSTRUCTION CONFERENCE. THE SITE SHALL BE USED FOR THE CONTRACTOR'S FIELD OFFICE, AS A SITE FOR PARKING CONSTRUCTION EQUIPMENT, AND IN GENERAL AS A BASE OF OPERATIONS FOR THE CONTRACTOR.
- J. CONTRACTOR SHALL CONFINE HIS ACTIVITIES TO THE ACCESS ROUTE, THE HAUL ROUTE, THE STAGING AREA, AND CONSTRUCTION AREA, AND WILL NOT PERMIT HIS EMPLOYEES OR EQUIPMENT TO ENTER OR CROSS ANY PORTION OF THE AIRPORT OPERATIONS AREA (RUNWAY, TAXIWAY, APRONS) AND SHALL NOT PERFORM ANY CONSTRUCTION WITHIN THIS AREA WITHOUT PRIOR PERMISSION FROM DESIGNATED AIRPORT REPRESENTATIVE.
- K. DURING NON-CONSTRUCTION PERIODS AND HOURS OF DARKNESS, THE CONTRACTOR SHALL RETURN ALL CONSTRUCTION EQUIPMENT TO THE STAGING AREA.
- L. CONTRACTOR SHALL MONITOR RADIO COMMUNICATIONS WITH UNICOM (122.80 MHZ) AT ALL TIMES DURING CONSTRUCTION IN THE AIRPORT OPERATIONS AREA (AOA). THE CONTRACTOR WILL HAVE A WORKING RADIO ON SITE AT ALL TIMES DURING CONSTRUCTION AND SHALL ASSIGN RESPONSIBLE PERSONNEL TO CONTINUOUSLY MONITOR THE UNICOM FREQUENCY.
- M. CONTRACTOR SHALL PROVIDE RADIO COMMUNICATION TRAINING FOR VEHICLE DRIVERS ENGAGED IN CONSTRUCTION ACTIVITIES AROUND AIRCRAFT MOVEMENT AREAS.
- N. ALL CONSTRUCTION VEHICLES TRAVERSING ANY PORTION OF THE AOA, MUST BE PROVIDED WITH A FLAG ON A STAFF ATTACHED TO THE VEHICLE SO THAT THE FLAG WILL BE READILY VISIBLE. THE FLAG MUST BE AT LEAST 3 FOOT BY 3 FOOT SQUARE HAVING A CHECKERED PATTERN OF INTERNATIONAL ORANGE AND WHITE SQUARES AT LEAST 1 FOOT ON EACH SIDE. THE STANDARD FOR IDENTIFICATION LIGHTING FOR VEHICLES OPERATING IN THE AOA IS A YELLOW FLASHING LIGHT THAT IS MOUNTED ON THE UPPERMOST PART OF THE VEHICLE STRUCTURE. A STEADY YELLOW LIGHT DESIGNATES VEHICLES LIMITED TO NON-MOVEMENT AREAS.
- O. CONTRACTOR SHALL BE RESPONSIBLE FOR THE LOCATION AND IDENTIFICATION OF ALL EXISTING UTILITIES AND PIPELINES IN THE CONSTRUCTION AREA. REPAIRS TO EXISTING UTILITIES OR PIPELINES (ON OR OFF AIRPORT PROPERTY) DAMAGED BY CONTRACTOR SHALL BE THE SOLE RESPONSIBILITY OF THE CONTRACTOR. NO REIMBURSEMENT WILL BE ALLOWED FOR UTILITIES/PIPELINE REPAIR OR REPLACEMENT. NO WATER LINES OR FIRE HYDRANTS WILL BE DEACTIVATED DURING CONSTRUCTION. IF DURING CONSTRUCTION, FIRE HYDRANTS ARE DEACTIVATED ACCIDENTALLY OR EMERGENCY ACCESS IS BLOCKED, THE PROCEDURE FOR NOTIFYING ARFF PERSONNEL WILL BE ACCORDING TO THE AIRPORT'S EMERGENCY

**RESPONSE MANUAL.**

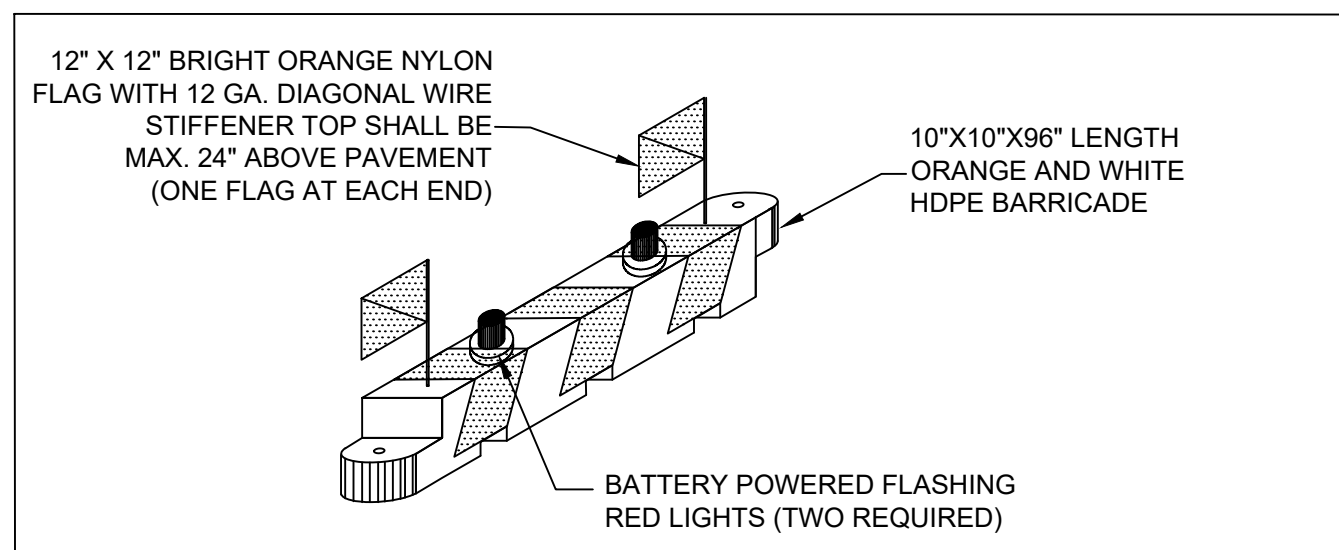
- O. CONTRACTOR SHALL OBTAIN A COPY OF THE AIRPORT'S EMERGENCY RESPONSE MANUAL AND EMERGENCY TELEPHONE DIRECTORY FOR NOTIFYING FACILITIES, AGENCIES AND PERSONNEL WHO HAVE
- P. RESPONSIBILITIES WITHIN THIS PLAN. CONTRACTOR SHALL ENSURE THAT AIRCRAFT RESCUE AND FIRE FIGHTING (ARFF) RIGHT OF WAY ON ACCESS AND HAUL ROADS IS NOT IMPEDED AT ANY TIME AND THAT CONSTRUCTION TRAFFIC DOES NOT INTERFERE WITH NAVAIDS OR APPROACH SURFACE OF THE OPERATIONAL RUNWAY.
- Q. CONSTRUCTION CONTRACTOR SHALL CONTROL AND CONTINUOUSLY REMOVE WASTE OR LOOSE MATERIALS THAT MIGHT ATTRACT WILDLIFE.
- R. CONTRACTOR MUST NOT LEAVE OR PLACE FOREIGN OBJECT DEBRIS (FOD) ON OR NEAR ACTIVE CRAFT MOVEMENT AREAS (AIRPORT OPERATIONS AREA). MATERIALS TRACKED ONTO THESE AREAS MUST BE CONTINUOUSLY REMOVED DURING THE CONSTRUCTION PROJECT.

**SAFETY PLAN NOTES (CONTINUED)**

- S. ALL HAZARDOUS WASTE MATERIALS WILL BE DISPOSED OF IN THE MANNER SPECIFIED BY LOCAL, STATE, AND/OR FEDERAL REGULATIONS AND BY THE MANUFACTURER OF SUCH PRODUCTS. THE JOB SITE SUPERINTENDENT, WHO WILL ALSO BE RESPONSIBLE FOR SEEING THAT THESE PRACTICES ARE FOLLOWED, WILL INSTRUCT SITE PERSONAL IN THESE PRACTICES. MATERIAL SAFETY DATA SHEETS (MSDS'S) FOR EACH SUBSTANCE WITH HAZARDOUS PROPERTIES THAT IS USED ON THE JOB SITE WILL BE OBTAINED AND USED FOR THE PROPER MANAGEMENT OF POTENTIAL WASTES THAT MAY RESULT FROM THESE PRODUCTS. MSDS WILL BE POSTED IN THE IMMEDIATE AREA WHERE SUCH PRODUCT IS STORED AND/OR USED AND ANOTHER COPY OF EACH MSDS WILL BE MAINTAINED IN THE ESOPC FILE AT THE JOB SITE CONSTRUCTION TRAILER OFFICE. EACH EMPLOYEE WHO MUST HANDLE A SUBSTANCE WITH HAZARDOUS PROPERTIES WILL BE INSTRUCTED ON THE USE OF MSDS SHEETS AND THE SPECIFIC INFORMATION IN THE APPLICABLE MSDS FOR THE PRODUCT HE/SHE IS USING, PARTICULARLY REGARDING SPILL CONTROL TECHNIQUES.
- T. THE CONTRACTOR WILL TRAIN ALL PERSONNEL IN THE PROPER CLEANUP AND HANDLING OF SPILLED MATERIALS. NO SPILLED HAZARDOUS MATERIALS OR HAZARDOUS WASTES WILL BE ALLOWED TO COME IN CONTACT WITH STORMWATER DISCHARGES. IF SUCH CONTACT OCCURS, THE STORMWATER DISCHARGE WILL BE CONTAINED ON SITE UNTIL APPROPRIATE MEASURES IN COMPLIANCE WITH STATE AND FEDERAL REGULATION ARE TAKEN TO DISPOSE OF SUCH CONTAMINATED STORMWATER. IT SHALL BE THE RESPONSIBILITY OF THE JOB SITE SUPERINTENDENT TO PROPERLY TRAIN ALL PERSONNEL IN THE USE OF THE SPCC PLAN.
- U. NOTICE TO AIRMEN (NOTAMS) - THE CONTRACTOR SHALL FURNISH THE OWNER'S REPRESENTATIVE WITH THE NECESSARY INFORMATION ON CONSTRUCTION CONDITIONS (TAXIWAY CLOSURES, TIE-INS, WORK WITHIN AIRPORT OPERATIONS AREA, ETC.) SO THAT NOTAMS CAN BE ISSUED BY FAA FLIGHT SERVICE IN ACCORDANCE WITH ESTABLISHED CRITERIA. THE OWNERS REPRESENTATIVE WILL BE NAMED AT THE PRE-CONSTRUCTION CONFERENCE.
- V. SELF INSPECTION IS A PRIMARY RESPONSIBILITY OF THE AIRPORT OWNER, OPERATOR, OR A DULY AUTHORIZED REPRESENTATIVE. PRIMARY ATTENTION SHOULD BE GIVEN TO SUCH OPERATIONAL ITEMS AS PAVEMENT AREAS, SAFETY AREAS, MARKINGS, SIGNS, LIGHTING, ARFF, FUELING OPERATIONS, NAVIGATIONAL AIDS, GROUND VEHICLES, OBSTRUCTIONS, PUBLIC PROTECTION, WILDLIFE HAZARD MANAGEMENT, CONSTRUCTION, AND SNOW AND ICE CONTROL. FOR DETAILED INSPECTION TECHNIQUES SEE AIRPORT SAFETY SELF-INSPECTION AC 150/5200-18C.
- W. CONTRACTOR SHALL LOCATE AND PROTECT EXISTING RUNWAY AND TAXIWAY LIGHTS, AND ALL OTHER AIRFIELD EQUIPMENT, IN THE CONSTRUCTION AREA. CONTRACTOR SHALL REPAIR OR REPLACE LIGHTS OR EQUIPMENT DAMAGED BY CONSTRUCTION OPERATIONS UNDER SUPERVISION OF THE OWNER'S REPRESENTATIVE AT NO ADDITIONAL COST TO THE OWNER.
- X. CONTRACTOR SHALL OBTAIN OFF-DUTY CONTACT INFORMATION OF ALL INVOLVED PARTIES IN THE CONSTRUCTION-RELATED ACTIVITIES. IN THE EVENT THAT UNANTICIPATED UTILITY OUTAGE OR CABLE CUT OCCURS THAT IMPACTS FAA NAVAIDS.
- Y. CONTRACTOR SHALL BE AWARE OF PENALTY PROVISIONS FOR NONCOMPLIANCE WITH AIRPORT RULES AND REGULATIONS AND THE SAFETY PLAN.
- Z. CONTRACTOR SHALL BE AWARE OF ANY SPECIAL CONDITIONS THAT AFFECT THE OPERATION OF THE AIRPORT AND WILL REQUIRE A PORTION OF THE SAFETY PLAN TO BE ACTIVATED.

**GENERAL NOTES**

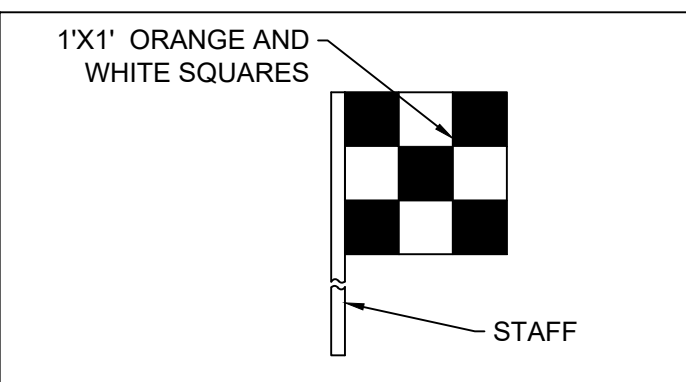
- 1. ALL CONSTRUCTION TRAFFIC SHALL ENTER AND EXIT THE PROJECT AREA THROUGH THE CONSTRUCTION ENTRANCE/EXIT SHOWN ON THIS PLAN. CONTRACTOR WILL BE RESPONSIBLE FOR SECURITY OF ALL ENTRANCES DURING CONSTRUCTION. STOCKPILED MATERIALS AND EQUIPMENT STORAGE ARE NOT PERMITTED WITHIN THE RSA AND/OR ROFZ OF AN OPERATIONAL RUNWAY.
- 2. EXISTING ROADS USED AS PART OF THE ACCESS ROUTE WILL BE RESTORED TO THEIR PRE- CONSTRUCTION CONDITION AFTER COMPLETION OF THE PROJECT. THE CONTRACTOR WILL BE RESPONSIBLE FOR THE DAILY CLEAN UP OF ALL DEBRIS THAT MAY BE ON THE ACCESS ROUTE. DEBRIS IN THE AIRPORT OPERATIONS AREA MUST BE CLEANED UP IMMEDIATELY TO ACCOMMODATE SAFE AIRCRAFT OPERATING CONDITIONS. ONLY LICENSED OVER-THE-ROAD TRUCKS MAY BE USED ON PUBLIC ROADS. OFF-ROAD EQUIPMENT MAY BE USED ON THE PROJECT SITE, BUT NOT ON PUBLIC ROADWAYS.
- 3. ALL NON-PAVED AREAS DISTURBED BY THE CONTRACTOR'S OPERATIONS INCLUDING HAUL ROUTES AND STAGING AREAS SHALL RECEIVE PERMANENT SEEDING AND MULCH IN ACCORDANCE WITH THE MANUAL FOR EROSION AND SEDIMENT CONTROL IN GEORGIA, 2016 EDITION.
- 4. BURNING WILL NOT BE ALLOWED ON AIRPORT PROPERTY OR WITHIN FIVE (5) MILES OF THE AIRPORT.
- 5. THE SAFETY PHASING PLAN MUST BE SUBMITTED AND APPROVED BY FAA VIA THE OE/AAA SUBMITTAL WEBSITE PRIOR TO START OF CONSTRUCTION.
- 6. THIS PROJECT UTILIZES NAD 83 GEORGIA STATE PLANE-WEST ZONE COORDINATES. EXISTING NAILS LOCATED ON RUNWAY 17-35 ENDS SHALL SERVE AS SURVEY CONTROL POINTS. ELEVATIONS ARE BASED ON NAVD 88.
- 7. ALL CONSTRUCTION STAKING STATION LABELS AS SHOWN IN THIS PLAN SET ARE REFERENCED PER CONSTRUCTION BASELINE STATIONING. THE CONSTRUCTION BASELINE FOR THIS PROJECT IS THE RUNWAY 17-35 CENTERLINE.



**BARRICADE NOTES:**

1. TYPICAL BARRICADE TO BE PLACED ALONG THE LIMITS OF THE PHASES OF WORK, AS SHOWN IN THESE PLANS, TO DELINEATE THE CONTRACTOR'S WORK AREAS.
2. BARRICADE SECTIONS SHALL BE WHITE WITH ORANGE STRIPES.
3. ALL BARRICADES SHALL BE CHECKED VISUALLY FOR SIGNS OF WEAR AND TEAR ON A WEEKLY BASIS AND REPLACED AS NEEDED.
4. ALL LIGHT FIXTURES SHALL BE VERIFIED OPERATIONAL BY CONTRACTOR DAILY.
5. COST OF INSTALLATION AND MAINTENANCE OF BARRICADES SHALL BE INCLUDED IN 0105 MOBILIZATION.
6. BARRICADES SHALL BE PLACED NO MORE THAN 4' APART.
7. BARRICADES IN MOVEMENT AREAS SHALL MEET THE REQUIREMENTS OF AC 150/5370-2F PARA. 3-9d.

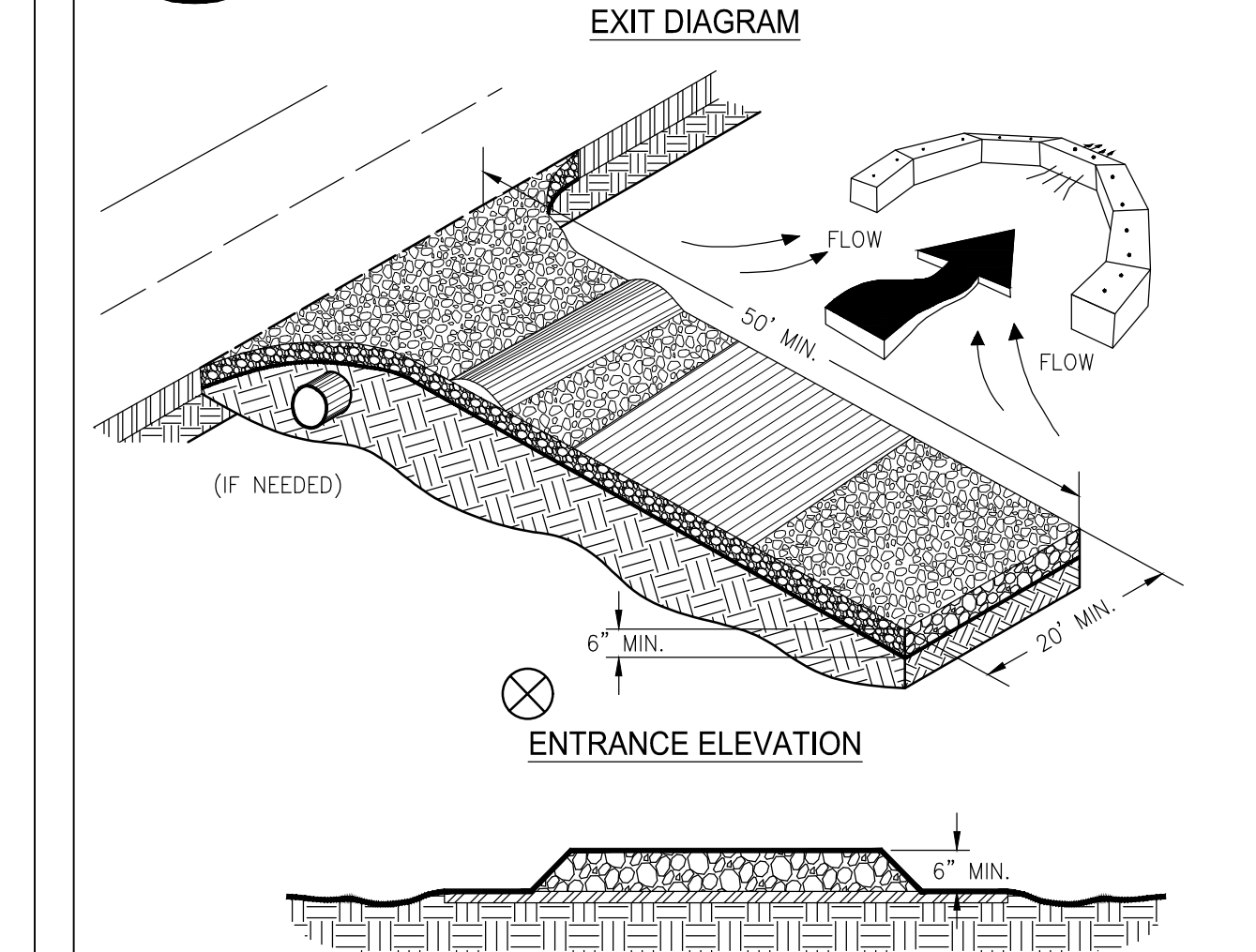
**LIGHTED CONSTRUCTION BARRICADE DETAIL**  
NOT TO SCALE



- NOTES:**
1. ALL VEHICLES WILL BE PROVIDED WITH A FLAG ON A STAFF ATTACHED TO THE VEHICLE SO THE FLAG WILL BE READILY VISIBLE.
  2. THE FLAG WILL BE A MIN OF 3 FOOT SQUARE WITH A CHECKERED PATTERN OF INTERNATIONAL ORANGE AND WHITE AT LEAST 1 FOOT ON EACH SIDE.

**VEHICLE FLAG**  
NOT TO SCALE

**Co CRUSHED STONE CONSTRUCTION EXIT**



- NOTES:**
1. AVOID LOCATING ON STEEP SLOPES OR AT CURVES ON PUBLIC ROADS.
  2. REMOVE ALL VEGETATION AND OTHER UNSUITABLE MATERIAL FROM THE FOUNDATION AREA, GRADE, AND CROWN FOR POSITIVE DRAINAGE.
  3. AGGREGATE SIZE SHALL BE IN ACCORDANCE WITH NATIONAL STONE ASSOCIATION R-2 (1.5"-3.5" STONE).
  4. GRAVEL PAD SHALL HAVE A MINIMUM THICKNESS OF 6".
  5. PAD WIDTH SHALL BE EQUAL FULL WIDTH AT ALL POINTS OF VEHICULAR EGRESS, BUT NO LESS THAN 20'.
  6. A DIVERSION RIDGE SHOULD BE CONSTRUCTED WHEN GRADE TOWARD PAVED AREA IS GREATER THAN 2%.
  7. INSTALL PIPE UNDER THE ENTRANCE IF NEEDED TO MAINTAIN DRAINAGE DITCHES.
  8. WHEN WASHING IS REQUIRED, IT SHOULD BE DONE ON AN AREA STABILIZED WITH CRUSHED STONE THAT DRAINS INTO AN APPROVED SEDIMENT TRAP OR SEDIMENT BASIN (DIVERT ALL SURFACE RUNOFF AND DRAINAGE FROM THE ENTRANCE TO A SEDIMENT CONTROL DEVICE).
  9. WASHRACKS AND/OR TIRE WASHERS MAY BE REQUIRED DEPENDING ON SCALE AND CIRCUMSTANCE. IF NECESSARY, WASHRACK DESIGN MAY CONSIST OF ANY MATERIAL SUITABLE FOR TRUCK TRAFFIC THAT REMOVE MUD AND DIRT.
  10. MAINTAIN AREA IN A WAY THAT PREVENTS TRACKING AND/OR FLOW OF MUD ONTO PUBLIC RIGHTS-OF-WAYS. THIS MAY REQUIRE TOP DRESSING, REPAIR AND/OR CLEANOUT OF ANY MEASURES USED TO TRAP SEDIMENT.

**WK DICKSON**  
community infrastructure consultants

2120 POWERS FERRY ROAD  
SUITE 100  
ATLANTA, GA 30339  
(770) 855-5574  
(770) 855-0338  
WWW.WKDICKSON.COM

PROFESSIONAL SEAL

REVISION RECORD	DESCRIPTION	DATE	BY

PROJECT NAME: **ROFA IMPROVEMENTS FOR THE JACKSON COUNTY AIRPORT (JCA) CITY OF JEFFERSON, GEORGIA**

DRAWING TITLE: **SAFETY AND PHASING DETAILS**

PROJ. MGR.: MRJ  
DESIGN BY: BCF  
DRAWN BY: BCF  
PROJ. DATE: 2/1/2018  
DRAWING NUMBER: **2 OF 2**  
WKD PROJ. NO.: 20170171.00.AT

7460 DOCUMENT

FILE PATH: J:\Projects\Jackson County (20170171)001 - Work in Progress\Information\Design\20170171\_02\_SPH\_Phasing.dwg, 2/1/2018 10:42:17 AM

# **APPENDIX C**

**REPORT OF GEOTECHNICAL EXPLORATION DATED JULY 31, 2017,  
BY CONTOUR ENGINEERING, LLC**

**Intentionally Left Blank**



**REPORT OF  
GEOTECHNICAL EXPLORATION  
Jackson County Airport  
Jefferson, Jackson County, Georgia  
Contour Project No: G17WKD01  
July 31, 2017**

**Prepared For:**

**W.K. Dickson & Co., Inc.  
Atlanta Regional Office  
2120 Powers Ferry Road  
Suite 100  
Atlanta, Georgia 30339**

# CONTOUR ENGINEERING

July 31 2017

**W.K. Dickson & Co., Inc.**  
Atlanta Regional Office  
2120 Powers Ferry Road  
Suite 100  
Atlanta, Georgia 30339

Attn: Mr. Darrell Delaney, P.E.  
Project Manager


RE: Report of Geotechnical Exploration  
**Jackson County Airport**  
Jefferson, Jackson County, Georgia  
Contour Project Number: G17WKD01

Dear Mr. Delaney:


*Contour Engineering, LLC* (Contour) has completed the geotechnical exploration for the project referenced above in general accordance with the scope of services outlined in Contour's Proposal No: G16WKD-388R, dated January 31, 2017. The following report includes a summary of the project information and the findings from our subsurface investigation and evaluation.

We appreciate the opportunity to work with you on this project and look forward to assisting you with any future projects. Should you have any questions regarding this report or if we may be of further service, please contact our office.

Sincerely,  
*Contour Engineering, LLC*

  
Blake Summers, EIT  
Geotechnical Engineer



  
Jack M. Rebeiz, P.E.  
Principal Engineer

Copies Submitted Via Email: Addressee

## TABLE OF CONTENTS

<b>1.0</b>	<b>EXECUTIVE SUMMARY .....</b>	<b>1</b>
<b>2.0</b>	<b>INTRODUCTION.....</b>	<b>2</b>
2.1	<i>Site and Project Description.....</i>	2
2.2	<i>Scope of Work.....</i>	2
<b>3.0</b>	<b>FIELD EXPLORATION AND LABORATORY PROGRAM .....</b>	<b>3</b>
3.1	<i>Field Exploration.....</i>	3
3.2	<i>Laboratory Program.....</i>	4
<b>4.0</b>	<b>SITE AND SUBSURFACE CONDITIONS .....</b>	<b>5</b>
4.1	<i>Area Geology.....</i>	5
4.2	<i>Soil Survey .....</i>	5
4.3	<i>Subsurface Conditions .....</i>	5
4.4	<i>Groundwater Conditions .....</i>	6
<b>5.0</b>	<b>EARTHWORK RECOMMENDATIONS .....</b>	<b>7</b>
5.1	<i>Site Preparation.....</i>	7
5.2	<i>Excavation Conditions.....</i>	7
5.3	<i>Structural Fill.....</i>	7
5.4	<i>Groundwater and Drainage Considerations .....</i>	9
<b>6.0</b>	<b>DESIGN RECOMMENDATIONS .....</b>	<b>10</b>
6.1	<i>Slab Support.....</i>	10
6.2	<i>Slope Recommendations .....</i>	10
6.5	<i>Seismic Recommendations.....</i>	11
<b>7.0</b>	<b>QUALIFICATION OF RECOMMENDATIONS.....</b>	<b>12</b>



**APPENDIX A – FIGURES, PLANS & SUBSURFACE PROFILE PLATES**

Figure 1 - Site Vicinity Map

Figure 2 - Aerial View of Site

Figure 3 - Boring Location Plan

Subsurface Profile Plate

**APPENDIX B – BORING LOG RECORDS**

Boring Log Records (7)

Soil Classification Chart

**APPENDIX C – LABORATORY RESULTS**



## 1.0 EXECUTIVE SUMMARY


**Site and Project Description:** The subject property is located just north of Lyle Drive, approximately 800 feet north of its intersection with Lyle Field Road in Jefferson, Jackson County, Georgia. More specifically, the site is located within the Jackson County Airport complex addressed as 500 Sky Harbor Way, Jefferson, Georgia. Currently, the site consists of a terminal building, taxiways, a runway, a fueling station, hangers, and asphalt pavement. During our site visit, severe block cracking was noted on the apron pavement, and isolated areas of “alligator cracking” were noted within the apron and hanger pavements. The proposed improvements will include the reconstruction of the apron and hanger pavements. In addition, the existing fuel dispenser, including fuel lines, will be relocated to the northeastern corner of the apron. At the time of this report, structural and grading information were not provided; however, we have assumed cuts and fills of less than 5 feet and a slab load up to 100 pounds per square foot (psf).

**Subsurface Conditions:** Beneath the surficial asphalt layer, the soil test borings encountered fill materials, residual soils, partially weathered rock, and auger refusal materials to their respective termination/refusal depths ranging from 17 to 20 feet below existing grades. On-site soils were classified as sandy/clayey silts (ML), sandy clays (CL), and silty sands (SM) with Standard Penetration Test (SPT) values ranging from 3 to 17. Fill materials were encountered in all of the borings (except B-2) and extended to depths ranging from approximately 6 to 12 feet below ground surface. In addition, borings B-1, B-6, and B-7 encountered soils mixed with topsoil to depths ranging from 7 to 8 feet below existing grades.

**Excavation Conditions:** Partially Weathered Rock was encountered at initial depths ranging from 12 to 17 feet below existing grades; while, auger refusal material was encountered at a depth of 17 feet below existing grades. Therefore, we do not anticipate difficult excavation will be required within the scope of our exploration.

**Existing Fill Materials:** Existing fill materials were encountered throughout the subject site at depths up to 12 feet below existing ground surface. Documentation for the placement of the fill materials was not available for our review. As with any undocumented fill material, the consistency and composition will not be evident until construction. Any unsuitable fill material encountered during construction should be undercut and replaced with structural fill material or crushed stone.

**Subgrade Preparation:** Fill materials mixed with organics and/or having low consistency were encountered in areas of the proposed fuel dispenser slab and hanger and apron pavements to depths ranging from 3 to 12 feet below existing grades. A geotechnical engineer should carefully evaluate these areas intended to support slabs, pavements, and any new fill after the necessary clearing and stripping. At that time, the engineer should require proofrolling of the subgrade with a 20 to 30-ton loaded tandem-axle dump truck or other pneumatic-tired vehicle of similar size and weight. The purpose of the evaluation is to locate soft, weak, or excessively wet soils present at the time of construction. Contour anticipates unsuitable materials observed during the evaluation and/or proofrolling operations will require undercutting. The undercut soils should be replaced with structural fill, crushed stone, or stabilized in-place.





## 2.0 INTRODUCTION

### 2.1 Site and Project Description

The subject property is located just north of Lyle Drive, approximately 800 feet north of its intersection with Lyle Field Road in Jefferson, Jackson County, Georgia. More specifically, the site is located within the Jackson County Airport complex addressed as 500 Sky Harbor Way, Jefferson, Georgia. Currently, the site consists of a terminal building, taxiways, a runway, a fueling station, hangers, and asphalt pavement. During our site visit, severe block cracking was noted on the apron pavement, and isolated areas of “alligator cracking” were noted within the apron and hanger pavements. A Site Vicinity Map (Figure 1) and Aerial View of the Site (Figure 2) are included in the Appendix of this report.

The proposed improvements will include the reconstruction of the apron and hanger pavements. In addition, the existing fuel dispenser, including fuel lines, will be relocated to the northeastern corner of the apron. At the time of this report, structural and grading information were not provided; however, we have assumed cuts and fills of less than 5 feet and a slab load up to 100 pounds per square foot (psf).

### 2.2 Scope of Work

This report presents the results of our geotechnical exploration and evaluation performed for the Jackson County Airport in Jefferson, Jackson County, Georgia. The purpose of this study was to perform a geotechnical exploration within the proposed area of redevelopment and provide recommendations for site design and construction.

Our services were provided in general accordance with the scope of services outlined in Contour’s Proposal No: G16WKD-388R, dated January 31, 2017. The services rendered by this firm included a site reconnaissance, pavement evaluation, drilling and sampling of seven (7) soil test borings, engineering analyses of obtained information, and preparation of this report. Specifically, our geotechnical report addresses the following:

- Description of existing conditions including Site Maps, Boring Location Plan, Boring Log Records, and a Subsurface Profile Plate;
- A description of the area and Site geologic conditions;
- Classification tests and summary of the laboratory results;
- Consistency of the subsurface materials and suitability to support the proposed improvements;
- Recommendations for site preparation, excavation and grading, backfilling and compaction and suitability of on-site soils for use as structural fill;
- Recommendations for subgrade preparation and slab-on-grade construction;
- Excavation conditions and the presence of very dense materials, partially weathered rock, or rock and the degree of difficulty of excavation;
- Recommendations for temporary and permanent slopes; and
- Seismic Site Classification based on the 2012 International Building Code.



### 3.0 FIELD EXPLORATION AND LABORATORY PROGRAM

#### 3.1 Field Exploration

Our field exploration consisted of performing a site reconnaissance, pavement evaluation, and drilling and sampling seven (7) soil test borings within the proposed redevelopment. More specifically, the boreholes were drilled in the following locations:

- Proposed Fuel Dispenser Area: One (1) soil test boring, designated as boring B-1, was performed within the proposed fuel dispenser area and extended to a termination depth of 20 feet below the ground surface;
- Existing Apron Area: Four (4) soil test borings, designated as borings B-2 through B-5, were performed within the existing Apron and extended to termination or refusal depths ranging from 17 to 20 feet below the ground surface; and
- Existing Hanger Pavement: Two (2) soil test borings, designated as borings B-7 and B-8, were performed within the existing pavement in the area of the hangers and extended to a termination depth of 20 feet below existing grades.

The location of the soil test borings were plotted on an aerial photograph. The borings were then located in the field by a Contour professional by measuring distances and approximating right angles from existing site features. Therefore, the boring locations should be considered approximate. The location of each soil test boring is depicted on the Boring Location Plan included in Appendix A of this report as Figure 3.

The sampling and penetration procedures of the soil test borings were performed in accordance with ASTM D-1586, using a power rotary drill. The standard penetration tests were accomplished by driving a standard 1-<sup>3</sup>/<sub>8</sub>" I.D. and 2" O.D. split spoon sampler with an automatic 140-pound hammer falling 30 inches. The number of hammer blows required to drive the sampler a total of 18 inches, in 6-inch increments, was recorded. The Standard Penetration Test (SPT) value or "N" value is the summation of the last two 6-inch increments and is illustrated on the Boring Log Records adjacent to their corresponding depths, included in Appendix B. In very dense soils, the sample is driven a few inches rather than the 6-inch increment and the number of blows required versus the penetration depth is recorded. The penetration resistance or SPT value is used as an index to derive soil parameters from various empirical correlations.

Upon completion of the fieldwork, each of the boreholes was backfilled with soil cuttings prior to demobilization from the Site.

All recovered soil samples will be held in storage for a minimum of three (3) months within Contour Engineering, LLC's facility in Kennesaw, Georgia.



### 3.2 Laboratory Program

A representative portion of each of the recovered soil sample from the soil test borings and two (2) bulk soil samples were transported to our laboratory for further visual classification (ASTM D-2487). The bulk samples were collected from soil cuttings within the upper 10 feet at soil test boring locations B-2 and B-7. The following laboratory tests were performed on the collected bulk samples and split spoon samples:

- Modified Proctor Tests (ASTM D-1557);
- Moisture Content (ASTM D-2216);
- Particle-Size Analysis (ASTM D-6913);
- Atterberg Limits Tests (ASTM D-4318); and
- California Bearing Ratio Tests (ASTM D-1883).

Complete Laboratory Test Results are included in Appendix C of this report.



## 4.0 SITE AND SUBSURFACE CONDITIONS

### 4.1 Area Geology

Published information concerning the geology of the area indicates that the Site is located in the Piedmont Physiographic Province of Georgia. The Piedmont Physiographic Province is bounded on the northwest by the Blue Ridge Range of the Appalachian Mountains, and on the southeast by the leading edge of Coastal Plain sediments, commonly referred to as the "Fall Line". Numerous episodes of crystal deformation have produced varying degrees of metamorphism, folding and shearing in the underlying rock. The resulting metamorphic rock types in this area of the Piedmont are predominantly a series of Precambrian age schists and gneisses, with scattered granitic or quartzite intrusions.

Surficial soils in the Piedmont Region are derived from residual products of the in-place weathering of the parent rock. The residual soils are sometimes overlain by alluvial soils, which were transported and deposited by flowing water, or by man placed filled materials. The underlying rocks are primarily metamorphic gneiss, schist, and granite. The residual soils are generally clayey silts near the ground surface underlain by sandy silts and silty sands.

The boundaries between zones of soil, partially weathered rock (PWR) and bedrock are erratic and poorly defined. Weathering is often more advanced next to fractures and joints that transmit water, and in mineral bands that are more susceptible to decomposition. Boulders and rock lenses are sometimes encountered within the overlying PWR or soil matrix.

### 4.2 Soil Survey

According to the Natural Resources Conservation Service (NRCS) On-line Soil Surveys of Jackson County, Georgia, soils at the site are designated as Cecil sandy loam (CeB and CeC) with 2 to 10 percent slopes. The Cecil series consists of very deep, well drained moderately permeable soils on ridges and side slopes of the Piedmont uplands. They are deep to saprolite and very deep to bedrock. They formed in residuum weathered from felsic, igneous and high-grade metamorphic rocks of the Piedmont uplands. Slopes range from 0 to 25 percent.

### 4.3 Subsurface Conditions

Beneath the surficial asphalt pavement layer, the soil test borings encountered fill materials, residual soils, partially weathered rock, and auger refusal material to their respective termination or refusal depths ranging from 17 to 20 feet below existing grades. The asphalt pavement thickness ranged from 1 to 2 inches; while, the graded aggregate base (GAB) layer ranged from 2 to 5 inches.

*Fill materials*, soils that have been placed by man, were encountered in all of the borings (except boring B-2) beneath the ground surface or surficial layer and extended to depths ranging from



approximately 6 to 12 feet below ground surface. The sampled fill materials were classified as sandy/clayey silts (ML), silty sands (SM), and sandy clays (CL) with varying amounts of moisture. Standard Penetration Test (SPT) values in the fill materials ranged from 3 to 8 blows per foot (bpf). In addition, borings B-1, B-6, and B-7 encountered soils mixed with topsoil to depths ranging from 7 to 8 feet below existing grades.

*Residual (virgin) soils*, soils formed by in-place weathering of the parent rock, were encountered in all of the borings beneath the fill materials or surficial layer and extended to boring termination depths or its interface with partially weathered rock. The residual soils were classified as sandy silts (ML) and silty sands (SM) with SPT values ranging from 5 to 17 bpf.


*Partially weathered rock (PWR)*, locally defined as very dense soil/highly weathered rock with SPT values in excess of 100 blows per foot, was encountered in borings B-6 and B-7 at initial depths ranging from 12 to 17 feet below existing grades.

*Auger Refusal material (rock)*, material that cannot be further penetrated by the power auger, was encountered in boring B-2 at an approximate depth of 17 feet below existing grades.

Individual soil boring profiles are depicted on the Boring Log Records included in the Appendix B. A Subsurface Profile Plate illustrating the subsurface soils is also included Appendix A. Baseline elevations shown on the subsurface profile plate and boring log records are for illustrative purposes only and are not actual elevations. Additionally, stratification lines represent the approximate boundaries between soil types. The actual transitions may be more gradual than depicted.

#### 4.4 Groundwater Conditions

The measurement to the depth below the existing ground surface to the groundwater table was attempted immediately following the completion of each boring. Groundwater was not encountered in the soil test borings during our field activities. Groundwater levels in this area will fluctuate in response to local variations of precipitation and temperature and may be different at other times and areas.



## 5.0 EARTHWORK RECOMMENDATIONS

### 5.1 Site Preparation

Prior to the commencement of construction all vegetation, topsoil, and any other non-soil deleterious materials that fall within the limits of the proposed construction should be removed from the site.

#### Existing Fill Materials

Previously placed fill materials were encountered throughout the subject site at depths up to 12 feet below existing ground surface. Documentation for the placement of the fill materials was not available for our review. As with any undocumented fill material, the consistency and composition will not be evident until construction. Any unsuitable fill material encountered during construction should be undercut and replaced with structural fill material, crushed stone, or stabilized in place.

#### Subgrade Preparation


Fill materials mixed with organics and/or having low consistency were encountered in areas of the proposed fuel dispenser slab and hanger and apron pavements to depths ranging from 3 to 12 feet below existing grades. A geotechnical engineer should carefully evaluate these areas intended to support slabs, pavements, and any new fill after the necessary clearing and stripping. At that time, the engineer should require proofrolling of the subgrade with a 20 to 30-ton loaded tandem-axle dump truck or other pneumatic-tired vehicle of similar size and weight. The purpose of the evaluation is to locate soft, weak, or excessively wet soils present at the time of construction. Contour anticipates unsuitable materials observed during the evaluation and/or proofrolling operations will require undercutting. The undercut soils should be replaced with structural fill, crushed stone, or stabilized in-place. Typical stabilization should include partial undercutting of unsuitable soils and replacing with structural fill or crushed stone underlain with a geogrid, such as Tensar TX 140 (or equivalent).

### 5.2 Excavation Conditions

PWR was encountered at initial depths ranging from 12 to 17 feet below existing grades; while, auger refusal material was encountered at a depth of 17 feet below existing grades. Therefore, we do not anticipate difficult excavation will be required within the scope of our exploration.

### 5.3 Structural Fill

The structural fill to be used on the site should be evaluated and approved by the geotechnical engineer. All structural fill should be free of organics, with rocks no greater than 3 inches in diameter, and moisture conditioned to maintain a moisture content within two percentage points above and below the soil's optimum moisture content as determined by the Modified Proctor test (ASTM D-1557). Therefore, laboratory tests including Modified Proctors (ASTM D-1557), Atterberg Limits Tests (ASTM D-4318), and Particle-Size Analysis (ASTM D-6913) will be



required during construction on the proposed borrow/fill soils to verify that their characteristics match the specified criteria.

#### Off-Site Borrow Materials

Off-site borrow materials may be used as structural fill provided that they have a liquid limit (LL) and a plastic index (PI) not exceeding 40 and 20 percent, respectively and moisture conditioned to maintain a moisture content within two percentage points above and below the optimum moisture contents.

#### On-Site Soil Parameters and Suitability for Re-use

Based on the laboratory data, the optimum moisture contents for the modified proctor obtained from borings B-2 and B-7 was 20.6 and 13.5 percent, respectively; while, having maximum dry densities of 104.5 and 114.4 pounds cubic foot (pcf), respectively. Sieve analysis on the bulk samples and individual samples at borings B-2, B-7, and B-4 had fines ranging from 49.2 to 62.9 percent. Atterberg Limits test on boring B-4 resulted in a Liquid Limit (LL) of 49 and a Plasticity Index (PI) of 19, while the remaining tests resulted in non-plastic silty sands (SM) and sandy silts (ML). Moisture content of soils sampled from the upper 6 to 8 feet of seven (7) borings ranged from 15.2 to 44.0 percent. Therefore, the contractor should be prepared moisture condition the onsite soils during grading operations.


The table below is a summary of the laboratory data.

Boring	Depth (Ft)	CBR Value	Optimum Moisture Content (%)	Maximum Dry Density (pcf)	Sands (%)	Fines (%)
B-2	0-10	14.0	20.6	104.5	46.5	53.5
B-7	0-10	27.7	13.5	114.4	50.8	49.2

#### Placement and Compaction Requirements

Structural fill should be placed in thin loose lifts not exceeding 8 inches in thickness and tested by a soils technician to determine the compaction percentage. Contour recommends that the following minimum level of compaction:

- Slab Area - Compact the fill to 98 percent of the soil's maximum Modified Proctor density value (ASTM D-1557). In cut areas, the subgrade should be proofrolled and if found unstable, it should be scarified and re-compacted to 98 percent of the soil's maximum standard Proctor density value. Field density testing frequency should be performed as one test per lift for every 5,000 square feet.
- Pavement Areas - Compact the upper 18 inches of subgrade in fill areas and the upper 12 inches in cut areas to 98 percent of the soil's maximum Modified Proctor density value (ASTM D-1557) and 95 percent of the soil's maximum Modified Proctor density value below this level. Field density testing should be performed as one test per lift for every 10,000 square feet.



- Utility Trenches - Compact the upper 18 inches of the subgrade to 98 percent of the soil's maximum Modified Proctor density value (ASTM D-1557) and 95 percent of the soil's maximum Modified Proctor density value below this level. Field density testing should be performed as one test per lift for 150 linear foot of trench.

#### **5.4 Groundwater and Drainage Considerations**

The measurement to the depth below the existing ground surface to the groundwater table was attempted immediately following the completion of each boring. Groundwater was not encountered in during our subsurface exploration. However, should groundwater be encountered during site development, the contractor should implement dewatering techniques to maintain groundwater levels a minimum of 2 feet below working subgrades.

Site drainage should be planned and maintained to promote drainage away from all improvements during and after construction. Moreover, permanent site drainage should be established to prevent subgrade soils beneath pavements and slabs from becoming saturated and to minimize potential distress. Surface drainage should be directed away from proposed building structures. All roof drains should be tied directly to a storm sewer by closed pipes. Landscape irrigation should also be minimized to reduce future maintenance problems. Additionally, maximum practical grades should be utilized to reduce the likelihood of ponding water on or adjacent to flatworks. Care should be taken to properly seal and maintain all flatwork that abuts building structures to minimize the intrusion of water.





## 6.0 DESIGN RECOMMENDATIONS

### 6.1 Slab Support

Upon completion of the recommended site preparation, the slab for the relocated fuel dispenser may be supported directly on approved soil subgrades and/or structural fill.

A modulus reaction (K) of 100 pounds per cubic inch (pci, pounds per square inch per inch of deflection) may be used for slab design. If a higher modulus of subgrade reaction is required, then we recommend that a 6-inch layer of compacted crushed stone be placed underneath the concrete slab. The 6 inches of crushed stone will provide a protective cover as well as a uniform working surface. The crushed stone should consist of crushed aggregate base meeting the requirements of GDOT Section 815. Slabs underlain by 6 inches of stone will have modulus of subgrade reaction (K) of 150 pci.

### 6.2 Slope Recommendations

#### Temporary Slope Recommendations

Temporary slopes not exceeding 10 feet in height for confined areas and constructed in the residual soils (virgin soils) or structural fill, should be configured no steeper than 1.5(H):1.0(V) provided no water is observed seeping from the sides of the excavation. These temporary slopes should be regularly monitored for signs of movement or unsafe conditions. Temporary slopes below the groundwater table will require shoring / bracing. Additionally, construction excavation should comply with OSHA Guidelines outlined in the Code of Federal Regulations Federal Register Volume 54, Number 209 (October 1989) "Construction Standards for Excavation, 29CFR Part 1926, Subpart P." Also, the contractor should have a designated "qualified engineer" as defined by OSHA on-site during the excavation to observe the slopes for signs of possible failure.

Proper management of groundwater seepage and surface water runoff around the excavations will also contribute to the stability of temporary slopes. Material removed from excavations should *not* be stockpiled within a distance of twenty (20) feet from the crest of temporary excavations. Furthermore, positive drainage should also be maintained with ditches or channels at the top and bottom of the slope. It is also very important to always keep these drainage channels free of dirt, debris and vegetation.

#### Permanent Slope Recommendation

Permanent slopes less than 20 feet in height and constructed in residual soils or structural fill that are placed in accordance with the recommendations outlined in this report should be constructed no steeper than 2.0 (H): 1(V). For slopes greater than 20 feet a slope stability analysis will be required.

To prevent erosion and saturation of the slopes, we recommend that a trench drain/diversion ditch be constructed adjacent to and along the top of the embankment (sloping toward the trench drain) to ensure that water drains away from the slope. Depending on site conditions, a toe drain or french drain may also be constructed at the toe of cut slopes to collect water seepage. A



protective cover of grass or other vegetation should be established on the slopes as soon as possible for erosion protection.

Buildings should have a minimum setback of 10 feet from the slope shoulders. A minimum setback of 5 feet is recommended for the pavement curbs.

## **6.5 Seismic Recommendations**

Based on the 2012 International Building Code (IBC), published information, boring data, and the geological features of the Piedmont Physiographic Province of Georgia, it is our opinion that the Seismic Site Classification for the project site is "D". The soil profile named "Stiff Soil Profile" was determined from Chapter 20 of ASCE-7.



## 7.0 QUALIFICATION OF RECOMMENDATIONS

This report has been prepared based on currently accepted geotechnical engineering principles and practices in the local area for the specific application of this project.

The analyses and recommendations presented in this report are based upon preliminary information and our understanding of the Site and the data obtained from our field exploration. If there are any revisions to the plans for this project, we should be permitted to determine if the recommendations must be modified. The nature and extent of variations between borings will not be evident until the course of construction. If such variations become evident, it may be necessary to submit supplementary recommendations.

Once overall grading plans/utility plans are complete, structural loading criteria has been determined and an additional test pit study has been performed, we recommend that Contour be forwarded a set of plans to review and a final geotechnical report be issued in order to update our geotechnical recommendations pertaining to site preparation, excavation conditions, drainage considerations (if necessary) and foundation design.

Regardless of the thoroughness of a geotechnical study, there is always a possibility that subsurface conditions will be different from those at the boring locations; that conditions will not be as anticipated by the designers or contractors; or that the construction process will alter soil conditions. Therefore, the geotechnical engineer's representative should observe and confirm that the conditions indicated by the geotechnical exploration actually exist.

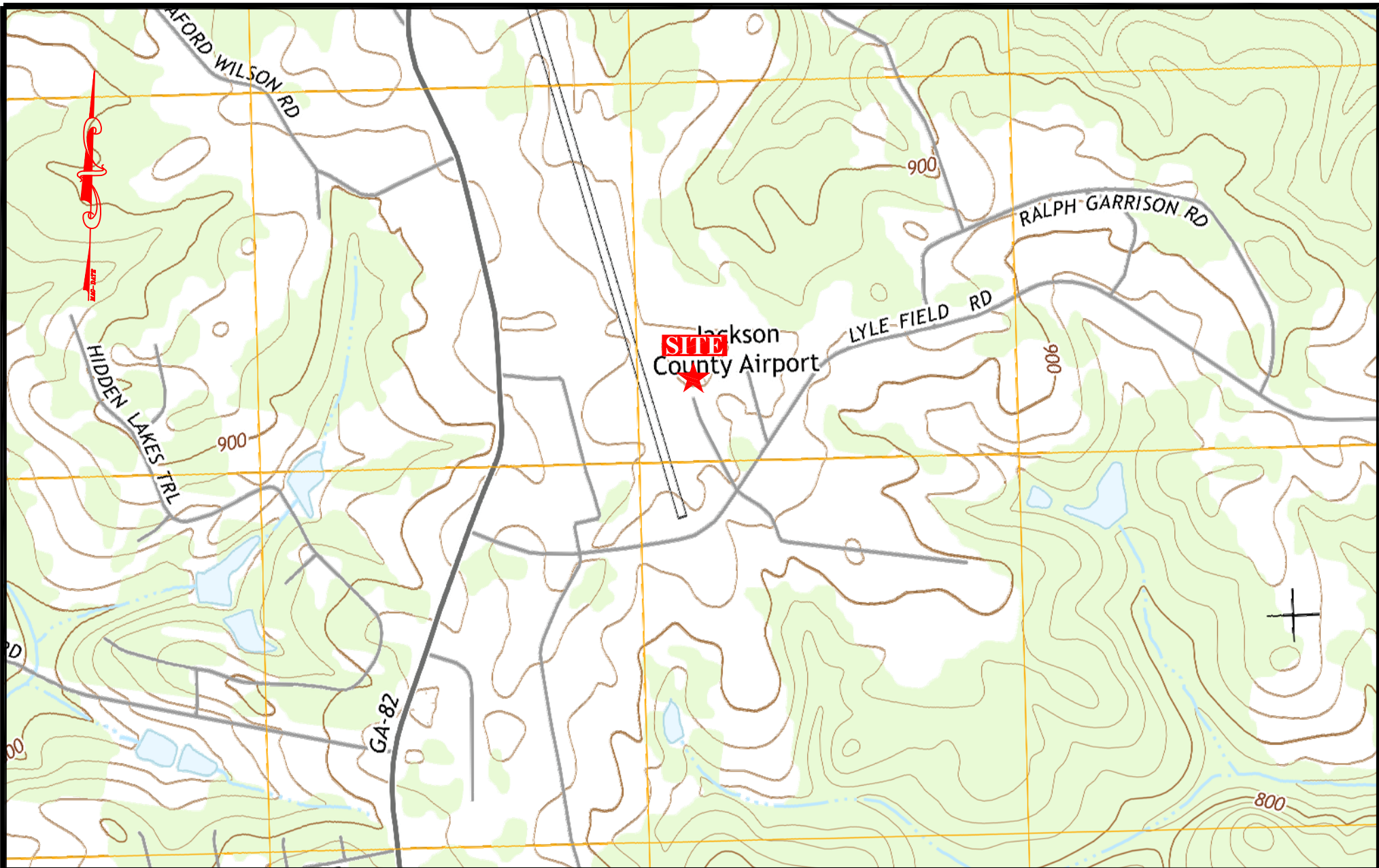
This report and all of the contents herein are issued exclusively for use by W.K. Dickson & Co., Inc. No other person or entity may rely on this report without written authorization from Contour Engineering, LLC. Any use, reliance on, or decisions to be made based on this report by a third party are the responsibilities of such third.



**APPENDIX A:**

- Figure 1 - Site Vicinity Map
- Figure 2 - Aerial View of Site
- Figure 3 - Boring Location Plan  
Subsurface Profile Plate





**FIGURE 1: SITE VICINITY MAP**



**LEGEND**

Source: USGS Topographic Map -  
Apple Valley, GA Quadrangle

Scale: Not to Scale

**PROJECT**

**Geotechnical Exploration**  
Jackson County Airport  
Jefferson, Jackson County, Georgia  
Project No.: G17WKD01



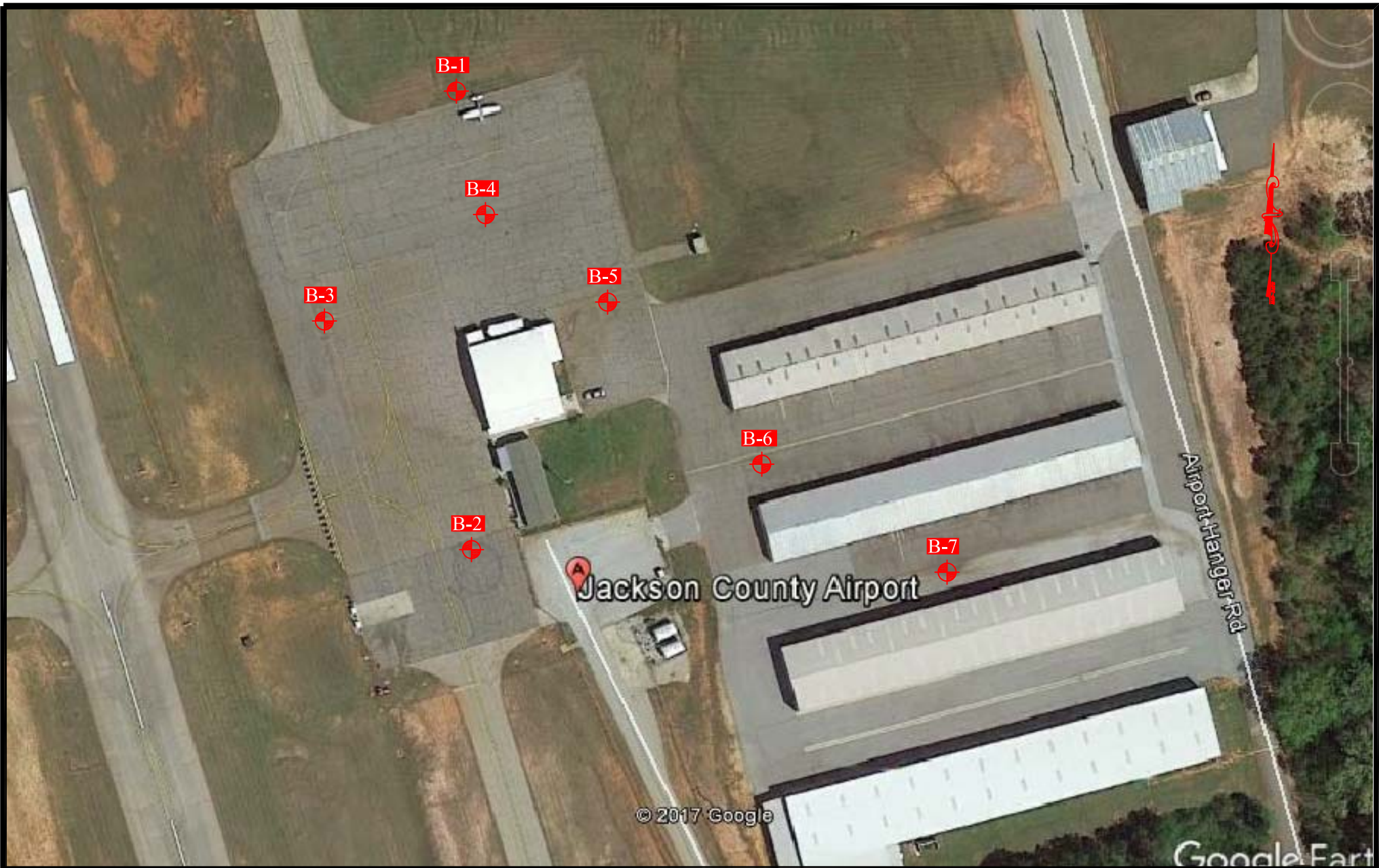
**FIGURE 2: AERIAL VIEW**



**LEGEND**

Scale: Not to Scale

**PROJECT**  
**Geotechnical Exploration**  
Jackson County Airport  
Jefferson, Jackson County, Georgia  
Project No.: G17WKD01



**FIGURE 3: BORING LOCATION PLAN**



**LEGEND**

Scale: Not to Scale

**B-1**



- Boring Location


**PROJECT**

**Geotechnical Exploration**








Jackson County Airport

Jefferson, Jackson County, Georgia

Project No.: G17WKD01



**LEGEND**

-  Fill Materials
-  Fill Materials with Topsoil or Low Consistency
-  Silty Sand (SM)
-  Sandy Silt (ML)
-  Paving
-  Partially Weathered Rock
-  Auger Refusal Material

NOTE: This profile is a visual representation of the soil test borings and does not represent actual horizontal alignment of the borings

Borehole	Boring Depth	Termination or Refusal
B-1	20	TERMINATED
B-2	17	AUGER REFUSAL
B-3	20	TERMINATED
B-4	20	TERMINATED
B-5	20	TERMINATED
B-6	20	TERMINATED
B-7	20	TERMINATED



SUBSURFACE PROFILE		
Jackson County Airport Jefferson, Jackson County, Georgia		
PROJECT #	DATE	PLATE
G17WKD01	7/12/2017	1 of 1



**APPENDIX B:  
BORING LOG RECORDS**

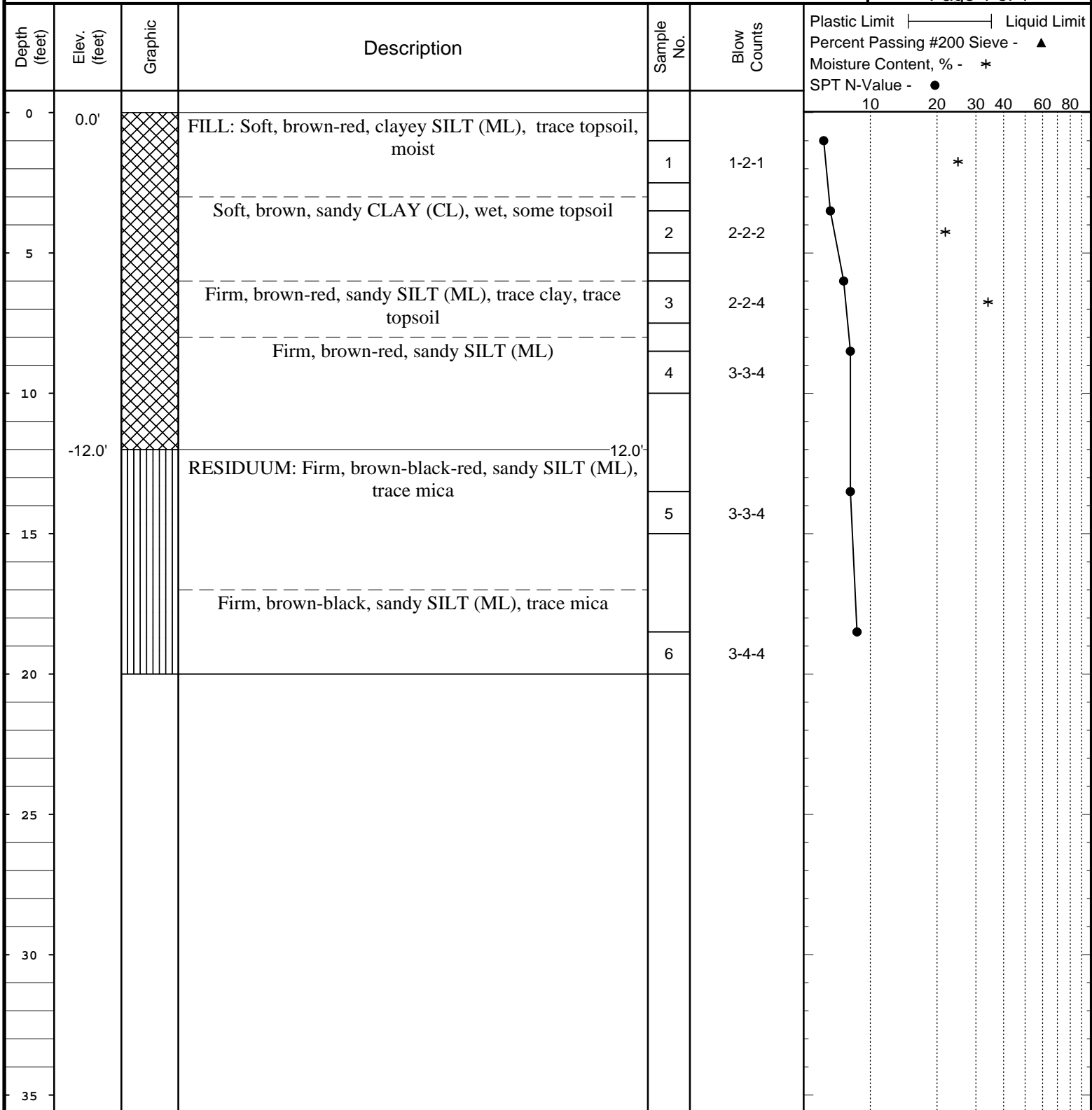
Boring Log Records (7)  
Soil Classification Chart



PROJECT: Jackson County Airport PROJECT NO.: G17WKD01  
 CLIENT: W. K. Dickson & Co., Inc  
 PROJECT LOCATION: Jefferson, Jackson County, Georgia  
 ELEVATION: \_\_\_\_\_ LOGGED BY: Blake Summers  
 DRILLING METHOD: Hollow Stem Auger DATE: 7/1/2017  
 GROUNDWATER DEPTH: INITIAL  $\nabla$  NE 24 HOURS:  $\nabla$  \_\_\_\_\_ CAVE IN:  $\zeta$  \_\_\_\_\_

**LOG OF BORING**  
**No.**  
**B-1**  
 Page 1 of 1

This information pertains only to this boring and should not be interpreted as being indicative of the site.



**PROJECT:** Jackson County Airport **PROJECT NO.:** G17WKD01  
**CLIENT:** W. K. Dickson & Co., Inc  
**PROJECT LOCATION:** Jefferson, Jackson County, Georgia  
**ELEVATION:** \_\_\_\_\_ **LOGGED BY:** Blake Summers  
**DRILLING METHOD:** Hollow Stem Auger **DATE:** 7/1/2017  
**GROUNDWATER DEPTH:** INITIAL  $\nabla$  NE **24 HOURS:**  $\nabla$  \_\_\_\_\_ **CAVE IN:**  $\zeta$  \_\_\_\_\_

**LOG OF BORING**  
**No.**  
**B-2**  
 Page 1 of 1

This information pertains only to this boring and should not be interpreted as being indicative of the site.

Depth (feet)	Elev. (feet)	Graphic	Description	Sample No.	Blow Counts	Plastic Limit  -----  Liquid Limit	
						Percent Passing #200 Sieve - ▲	Moisture Content, % - *
0	0.0'		RESIDUUM: Firm, brown-red, sandy SILT (ML), moist	1	2-3-2		*
				2	2-3-3		*
5				3	2-3-2		*
				4	2-2-3		
				5	3-4-10		
	-8.0'		Loose to medium dense, brown-red, silty medium to fine SAND (SM), moist				
10							
15							
	-17.0'		Auger refusal at 17 feet				
20							
25							
30							
35							



**PROJECT:** Jackson County Airport **PROJECT NO.:** G17WKD01  
**CLIENT:** W. K. Dickson & Co., Inc  
**PROJECT LOCATION:** Jefferson, Jackson County, Georgia  
**ELEVATION:** \_\_\_\_\_ **LOGGED BY:** Blake Summers  
**DRILLING METHOD:** Hollow Stem Auger **DATE:** 7/1/2017  
**GROUNDWATER DEPTH:** INITIAL  $\nabla$  NE **24 HOURS:**  $\nabla$  \_\_\_\_\_ **CAVE IN:**  $\sphericalangle$  \_\_\_\_\_

**LOG OF BORING**  
**No.**  
**B-3**  
 Page 1 of 1

This information pertains only to this boring and should not be interpreted as being indicative of the site.

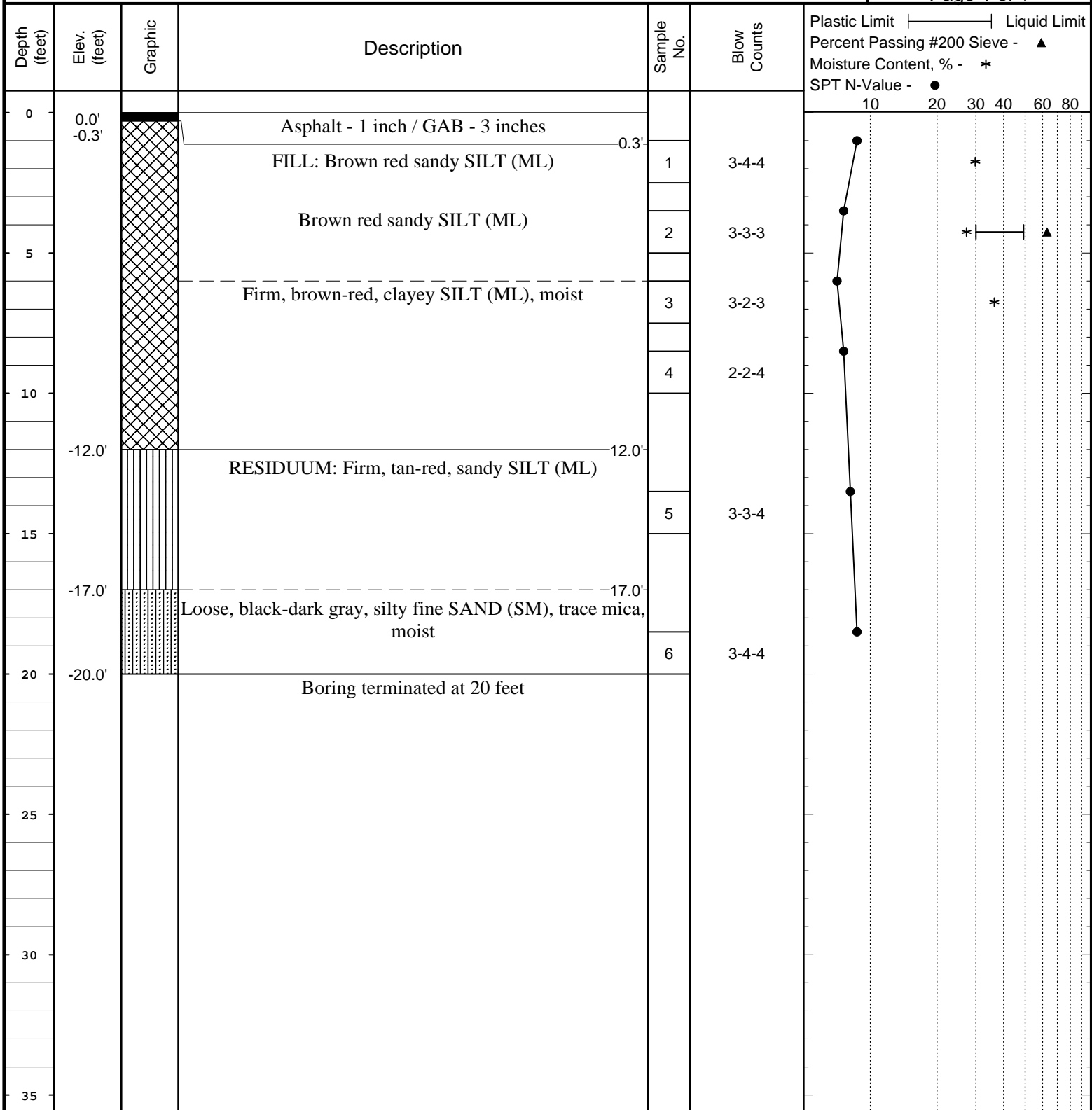
Depth (feet)	Elev. (feet)	Graphic	Description	Sample No.	Blow Counts	Plastic Limit  -----  Liquid Limit	
						Percent Passing #200 Sieve - ▲	Moisture Content, % - *
0	0.0'		Asphalt - 2 inches / GAB - 5 inches				
	-0.6'		FILL: Loose, brown-red, silty medium to fine SAND (SM)	1	2-3-4		*
			Loose, red-brown, silty fine SAND (SM)	2	3-4-4		*
5				3	3-4-3		
	-8.0'		RESIDUUM: Firm, white-brown, sandy SILT (ML)	4	3-3-2		
10				5	3-3-4		
	-12.0'		Loose, white-brown, silty medium to fine SAND (SM)				
15				6	2-3-3		
	-17.0'		Firm, brown, sandy SILT (ML), moist, trace mica				
20	-20.0'		Boring terminated at 20 feet				
25							
30							
35							



PROJECT: Jackson County Airport PROJECT NO.: G17WKD01  
 CLIENT: W. K. Dickson & Co., Inc  
 PROJECT LOCATION: Jefferson, Jackson County, Georgia  
 ELEVATION: LOGGED BY: Blake Summers  
 DRILLING METHOD: Hollow Stem Auger DATE: 7/1/2017  
 GROUNDWATER DEPTH: INITIAL NE 24 HOURS: CAVE IN: C

**LOG OF BORING**  
**No.**  
**B-4**  
 Page 1 of 1

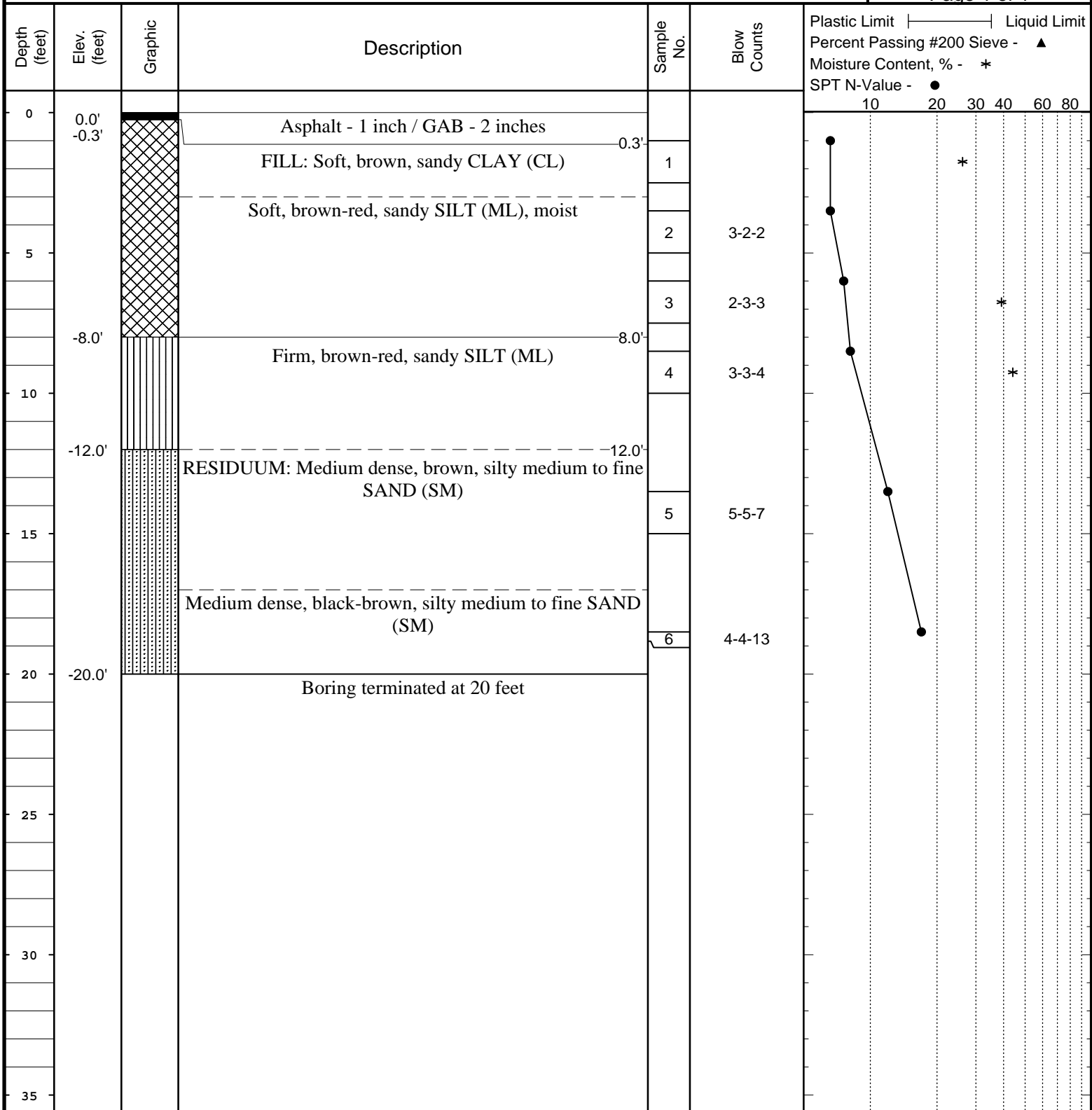
This information pertains only to this boring and should not be interpreted as being indicative of the site.



PROJECT: Jackson County Airport PROJECT NO.: G17WKD01  
 CLIENT: W. K. Dickson & Co., Inc  
 PROJECT LOCATION: Jefferson, Jackson County, Georgia  
 ELEVATION: \_\_\_\_\_ LOGGED BY: Blake Summers  
 DRILLING METHOD: Hollow Stem Auger DATE: 7/1/2017  
 GROUNDWATER DEPTH: INITIAL  $\nabla$  NE 24 HOURS:  $\nabla$  \_\_\_\_\_ CAVE IN:  $\zeta$  \_\_\_\_\_

**LOG OF BORING**  
**No.**  
**B-5**  
 Page 1 of 1

This information pertains only to this boring and should not be interpreted as being indicative of the site.



PROJECT: Jackson County Airport PROJECT NO.: G17WKD01  
 CLIENT: W. K. Dickson & Co., Inc  
 PROJECT LOCATION: Jefferson, Jackson County, Georgia  
 ELEVATION: \_\_\_\_\_ LOGGED BY: Blake Summers  
 DRILLING METHOD: Hollow Stem Auger DATE: 7/1/2017  
 GROUNDWATER DEPTH: INITIAL  $\nabla$  NE 24 HOURS:  $\nabla$  \_\_\_\_\_ CAVE IN:  $\zeta$  \_\_\_\_\_

**LOG OF BORING**  
**No.**

**B-6**

This information pertains only to this boring and should not be interpreted as being indicative of the site.

Depth (feet)	Elev. (feet)	Graphic	Description	Sample No.	Blow Counts	Plastic Limit Percent Passing #200 Sieve - Moisture Content, % - SPT N-Value -	Liquid Limit ▲ *
0	0.0'		Asphalt - 2 inches / GAB - 3 inches			10	
	-0.4'		FILL: Loose, brown-black, clayey medium SAND (SM), some topsoil	1	3-4-4	*	
			Firm, brown-red, clayey SILT (ML)	2	6-4-3	*	
5	-6.0'		RESIDUUM: Stiff, brown, sandy SILT (ML), trace topsoil	3	3-5-6	*	
	-7.0'		Medium dense, brown-red, silty medium to fine SAND (SM), trace mica	4	5-5-9		
10			Medium dense, dark gray, silty medium to fine SAND (SM), trace mica	5	10-9-6		
15			PARTIALLY WEATHERED ROCK: Sampled as very dense, dark gray-brown, silty medium to fine SAND (SM), trace mica, trace rock fragments	6	50/4"		
20	-20.0'		Boring terminated at 20 feet				
25							
30							
35							

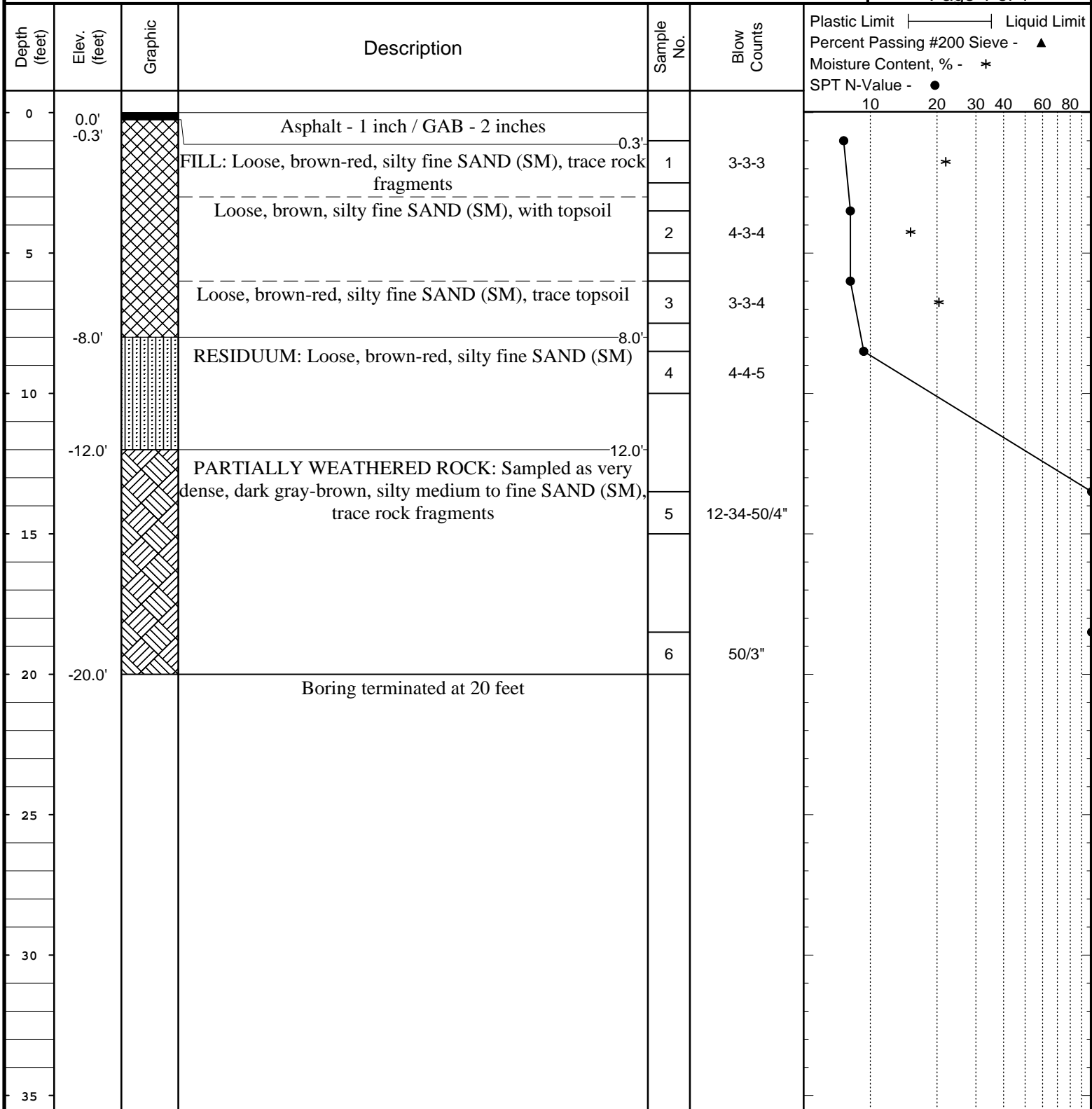


**PROJECT:** Jackson County Airport **PROJECT NO.:** G17WKD01  
**CLIENT:** W. K. Dickson & Co., Inc  
**PROJECT LOCATION:** Jefferson, Jackson County, Georgia  
**ELEVATION:** \_\_\_\_\_ **LOGGED BY:** Blake Summers  
**DRILLING METHOD:** Hollow Stem Auger **DATE:** 7/1/2017  
**GROUNDWATER DEPTH:** INITIAL  $\nabla$  NE **24 HOURS:**  $\nabla$  \_\_\_\_\_ **CAVE IN:**  $\sphericalangle$  \_\_\_\_\_

**LOG OF BORING**  
**No.**

**B-7**

This information pertains only to this boring and should not be interpreted as being indicative of the site.





# SOIL CLASSIFICATION CHART

MAJOR DIVISIONS			SYMBOLS		TYPICAL DESCRIPTIONS		
			GRAPH	LETTER			
<p><b>COARSE GRAINED SOILS</b></p> <p>MORE THAN 50% OF MATERIAL IS LARGER THAN NO. 200 SIEVE SIZE</p>	<p><b>GRAVEL AND GRAVELLY SOILS</b></p>	<p>CLEAN GRAVELS</p> <p>(LITTLE OR NO FINES)</p>		<b>GW</b>	WELL-GRADED GRAVELS, GRAVEL - SAND MIXTURES, LITTLE OR NO FINES		
		<p>GRAVELS WITH FINES</p> <p>(APPRECIABLE AMOUNT OF FINES)</p>		<b>GP</b>	POORLY-GRADED GRAVELS, GRAVEL - SAND MIXTURES, LITTLE OR NO FINES		
		<p>MORE THAN 50% OF COARSE FRACTION RETAINED ON NO. 4 SIEVE</p>	<p>GRAVELS WITH FINES</p> <p>(APPRECIABLE AMOUNT OF FINES)</p>		<b>GM</b>	SILTY GRAVELS, GRAVEL - SAND - SILT MIXTURES	
		<p>MORE THAN 50% OF COARSE FRACTION RETAINED ON NO. 4 SIEVE</p>	<p>GRAVELS WITH FINES</p> <p>(APPRECIABLE AMOUNT OF FINES)</p>		<b>GC</b>	CLAYEY GRAVELS, GRAVEL - SAND - CLAY MIXTURES	
	<p><b>SAND AND SANDY SOILS</b></p>	<p>CLEAN SANDS</p> <p>(LITTLE OR NO FINES)</p>		<b>SW</b>	WELL-GRADED SANDS, GRAVELLY SANDS, LITTLE OR NO FINES		
				<b>SP</b>	POORLY-GRADED SANDS, GRAVELLY SAND, LITTLE OR NO FINES		
		<p>MORE THAN 50% OF COARSE FRACTION PASSING ON NO. 4 SIEVE</p>	<p>SANDS WITH FINES</p> <p>(APPRECIABLE AMOUNT OF FINES)</p>		<b>SM</b>	SILTY SANDS, SAND - SILT MIXTURES	
					<b>SC</b>	CLAYEY SANDS, SAND - CLAY MIXTURES	
			<p><b>FINE GRAINED SOILS</b></p> <p>MORE THAN 50% OF MATERIAL IS SMALLER THAN NO. 200 SIEVE SIZE</p>	<p><b>SILTS AND CLAYS</b></p> <p>LIQUID LIMIT LESS THAN 50</p>		<b>ML</b>	INORGANIC SILTS AND VERY FINE SANDS, ROCK FLOUR, SILTY OR CLAYEY FINE SANDS OR CLAYEY SILTS WITH SLIGHT PLASTICITY
						<b>CL</b>	INORGANIC CLAYS OF LOW TO MEDIUM PLASTICITY, GRAVELLY CLAYS, SANDY CLAYS, SILTY CLAYS, LEAN CLAYS
	<b>OL</b>	ORGANIC SILTS AND ORGANIC SILTY CLAYS OF LOW PLASTICITY					
<p><b>SILTS AND CLAYS</b></p> <p>LIQUID LIMIT GREATER THAN 50</p>		<b>MH</b>		INORGANIC SILTS, MICACEOUS OR DIATOMACEOUS FINE SAND OR SILTY SOILS			
		<b>CH</b>		INORGANIC CLAYS OF HIGH PLASTICITY			
		<b>OH</b>		ORGANIC CLAYS OF MEDIUM TO HIGH PLASTICITY, ORGANIC SILTS			
<p><b>HIGHLY ORGANIC SOILS</b></p>				<b>PT</b>	PEAT, HUMUS, SWAMP SOILS WITH HIGH ORGANIC CONTENTS		

NOTE: DUAL SYMBOLS ARE USED TO INDICATE BORDERLINE SOIL CLASSIFICATIONS

**APPENDIX C:  
LABORATORY RESULTS**



# PROCTOR TEST REPORT

Curve No.: B-2

Project No.: G17WKD01

Date: 7-5-17

Project: Jackson County Airport

Client: W.K. Dickson & Company, Inc.

Location: Boring B-2 Bulk

Sample Number: B-2      Depth: 0-10'

Remarks:

## MATERIAL DESCRIPTION

Description: Brown red sandy SILT (ML)

Classifications -

USCS: ML

AASHTO: A-4(0)

Nat. Moist. =

Sp.G. =

Liquid Limit = NV

Plasticity Index = NP

%<No.10 = 85.6 %

%<No.40 = 74.2 %

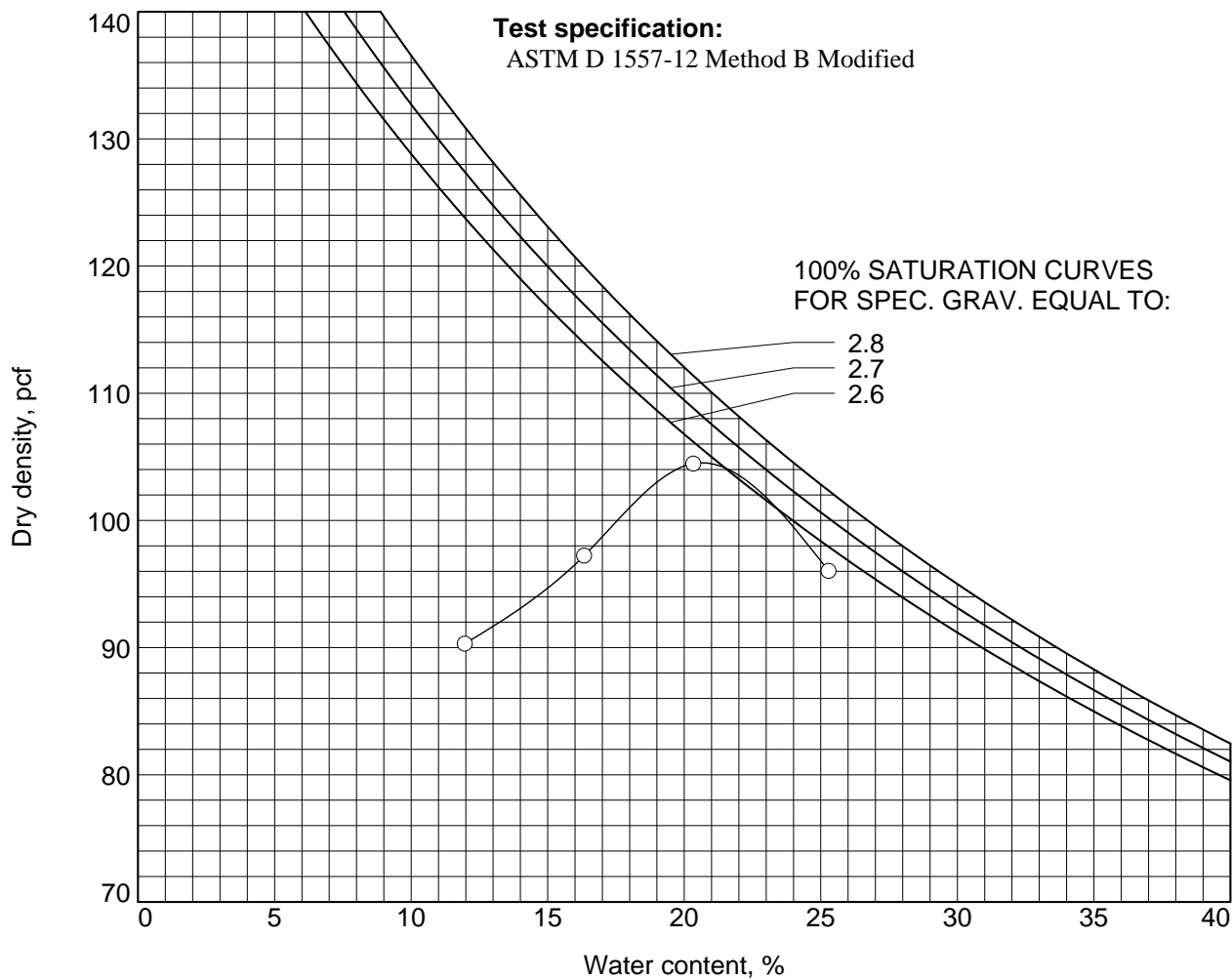
%<No.60 = 68.9 %

%<No.200 = 53.5 %

## TEST RESULTS

Maximum dry density = 104.5 pcf

Optimum moisture = 20.6 %



Figure

# PROCTOR TEST REPORT

Curve No.: B-7

Project No.: G17WKD01

Date: 7-5-17

Project: Jackson County Airport

Client: W.K. Dickson & Company, Inc.

Location: Boring B-7 Bulk

Sample Number: B-7      Depth: 0-10'

Remarks:

## MATERIAL DESCRIPTION

Description: Brown tan silty SAND (SM)

Classifications -

USCS: SM

AASHTO: A-4(0)

Nat. Moist. =

Sp.G. =

Liquid Limit = NV

Plasticity Index = NP

%<No.10 = 93.3 %

%<No.40 = 86.2 %

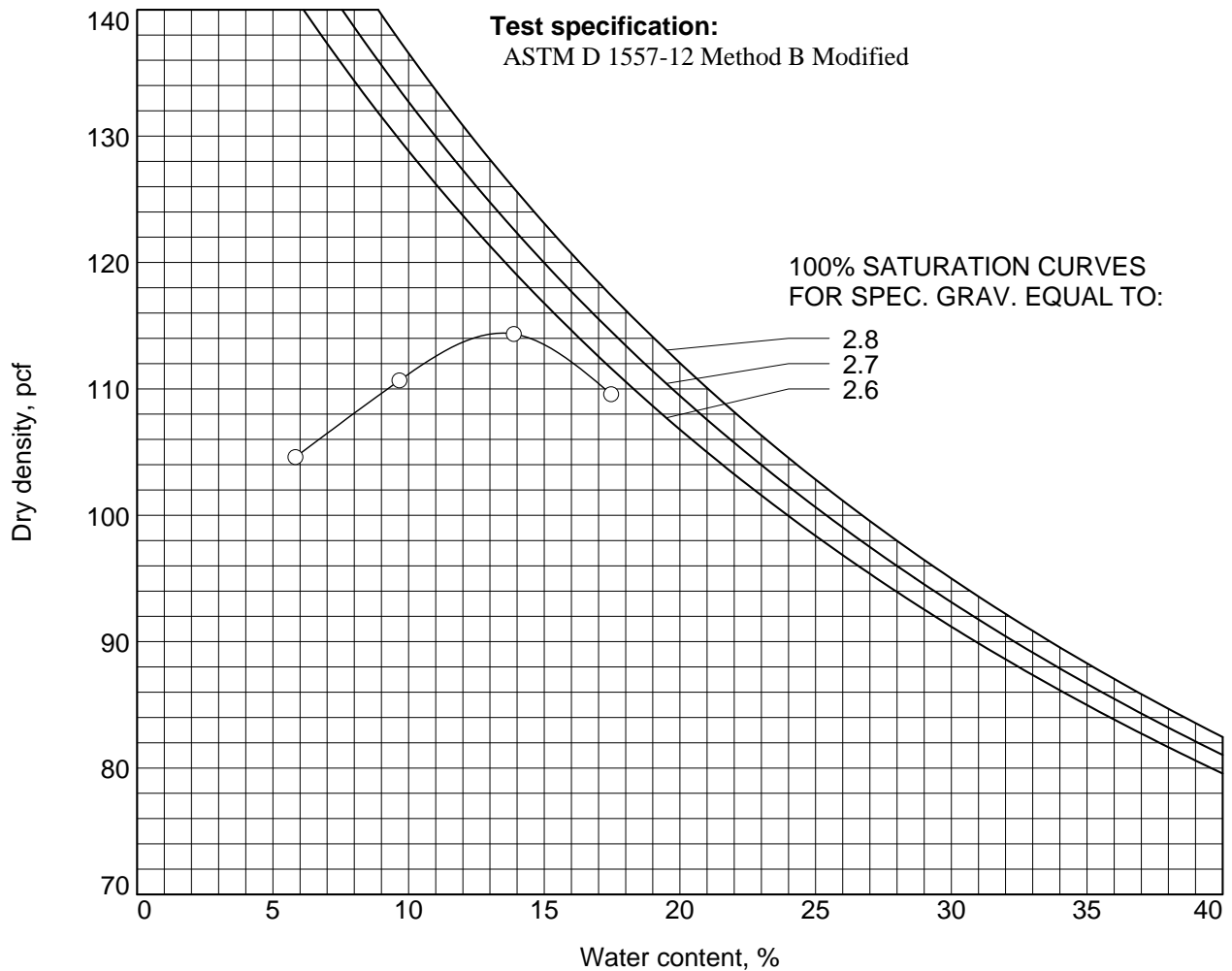
%<No.60 = 77.7 %

%<No.200 = 49.2 %

## TEST RESULTS

Maximum dry density = 114.4 pcf

Optimum moisture = 13.5 %



Figure

# CALIFORNIA BEARING RATIO

ASTM D-1883

Jackson County Airport

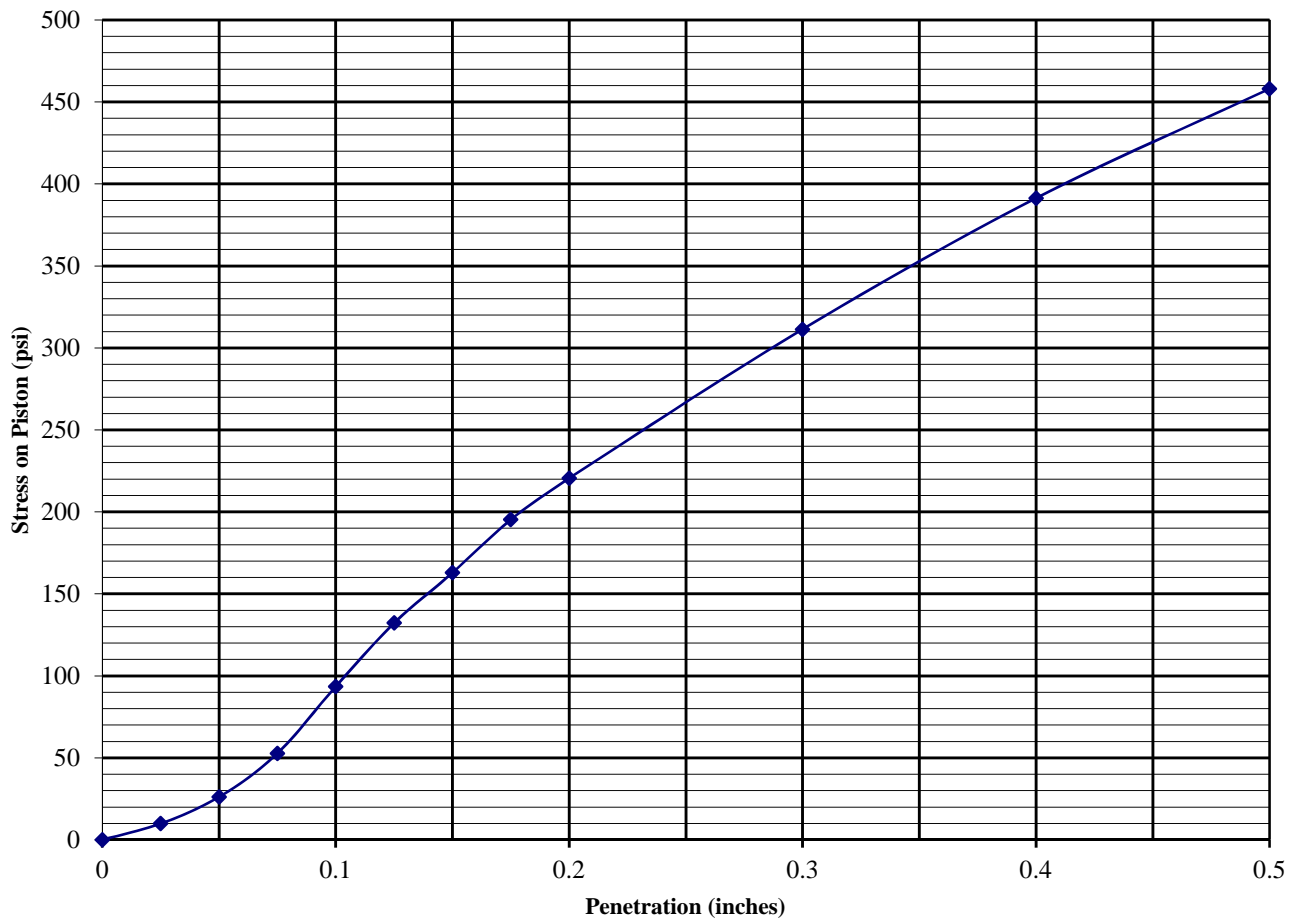
Georgia

G17WKD01

Sampled No.: B-2      Sample Description: Brown red sandy SILT (ML)

Date: 7/11/2017

Surcharge Load	10
Condition of Sample	Soaked
Dry Density Before Soaking (pcf)	101.6
Moisture Content Before Soaking (%)	21.9
Dry Density After Soaking (pcf)	93.4
Moisture Content After Soaking (%)	34.2
Swell (in)	0.029
Bearing Ratio as tested at 0.100	9.4
Corrected Bearing Ratio as tested at 0.100	14.0
Bearing Ratio as tested at 0.200	14.7
Corrected Bearing Ratio as tested at 0.200	17.0



# CALIFORNIA BEARING RATIO

ASTM D-1883

## Jackson County Airport

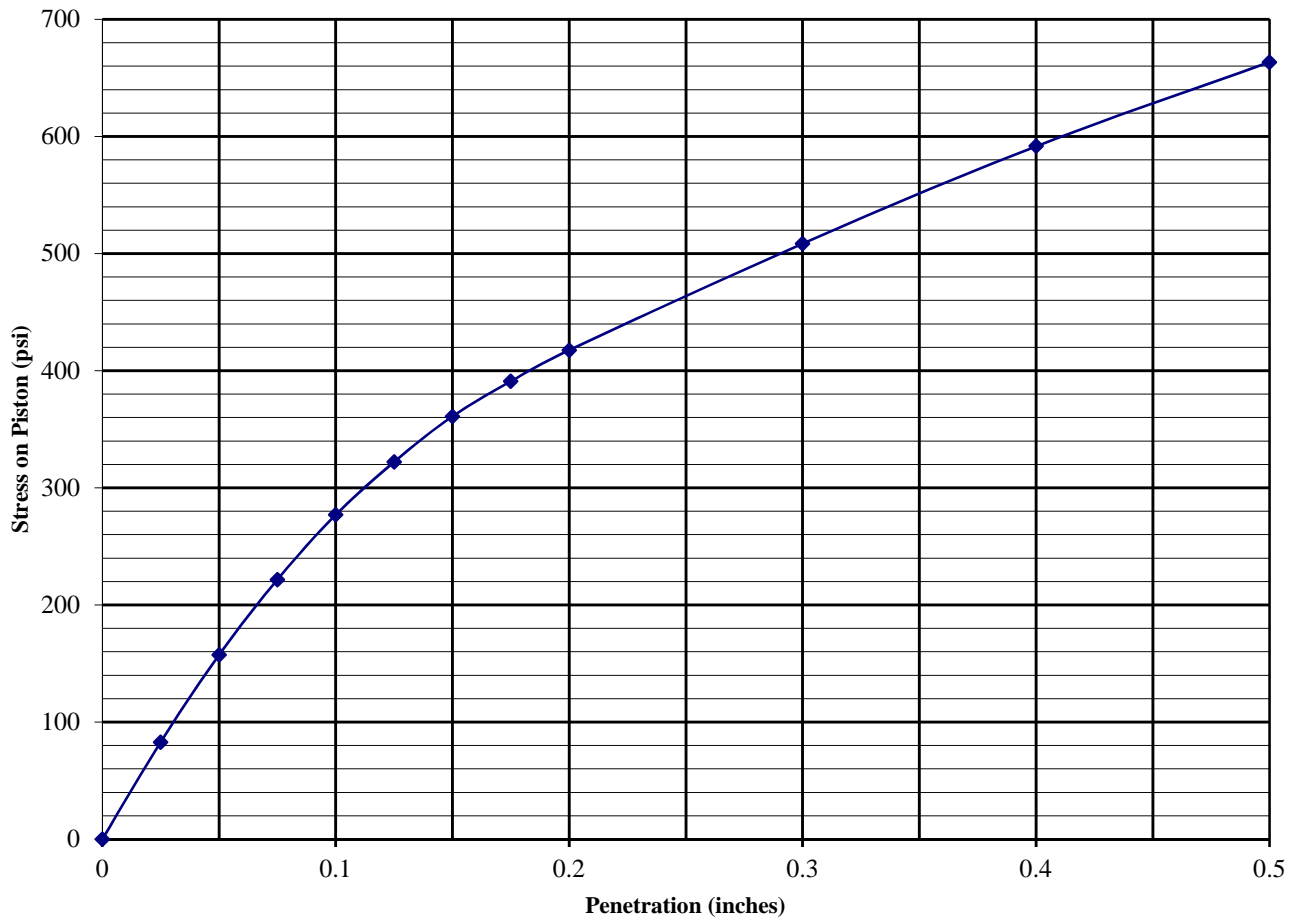
Georgia

G17WKD01

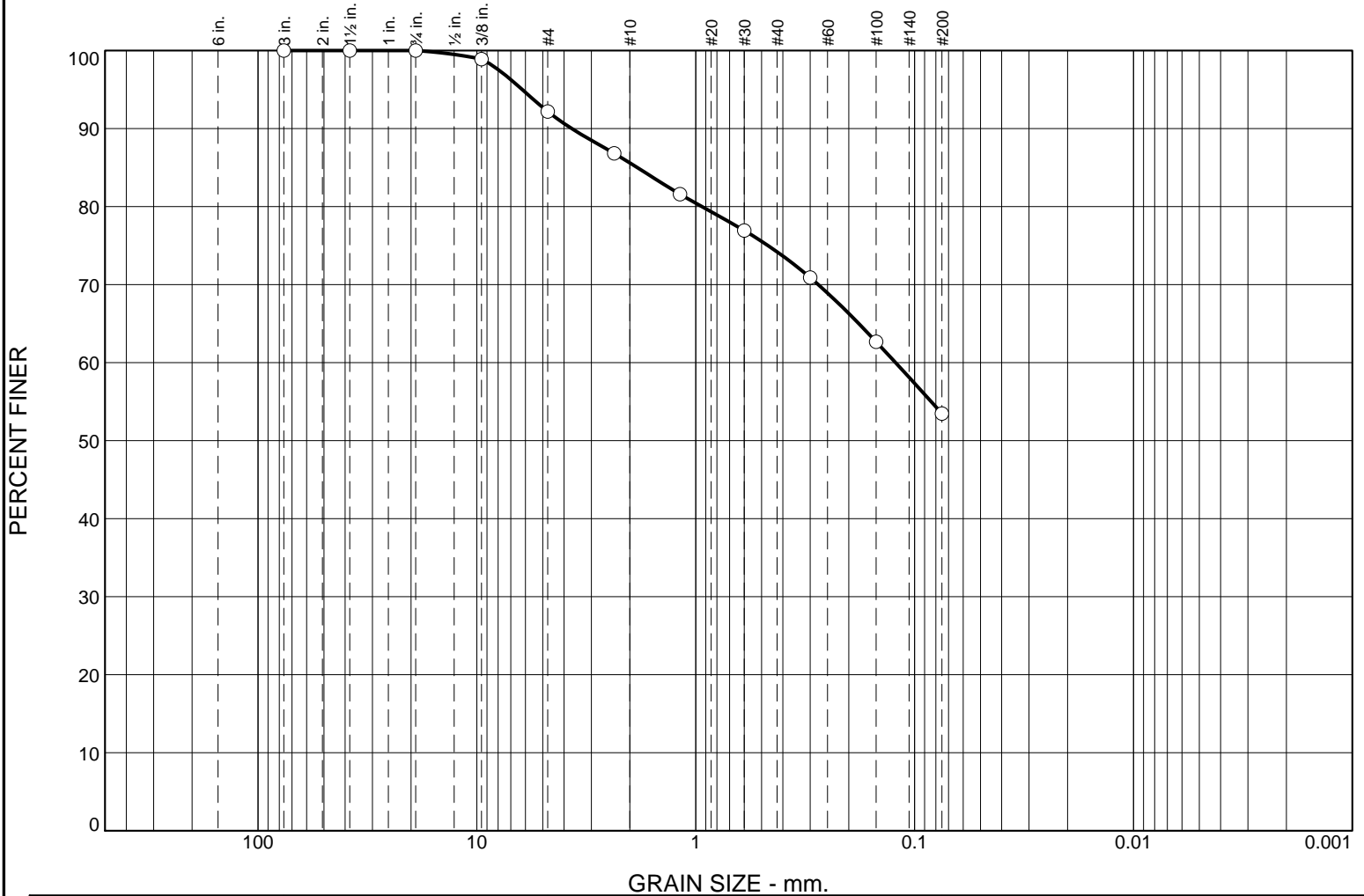
Sampled No.: B-7      Sample Description: Brown tan silty SAND (SM)

Date: 7/11/2017

Surcharge Load	10
Condition of Sample	Soaked
Dry Density Before Soaking (pcf)	112.4
Moisture Content Before Soaking (%)	14.9
Dry Density After Soaking (pcf)	103.0
Moisture Content After Soaking (%)	29.9
Swell (in)	0.020
Bearing Ratio as tested at 0.100	27.7
Bearing Ratio as tested at 0.200	27.8



# Particle Size Distribution Report



% +3"	% Gravel		% Sand			% Fines	
	Coarse	Fine	Coarse	Medium	Fine	Silt	Clay
0.0	0.0	7.8	6.6	11.4	20.7	53.5	

Colloids	LL	PL	D <sub>85</sub>	D <sub>60</sub>	D <sub>50</sub>	D <sub>30</sub>	D <sub>15</sub>	D <sub>10</sub>	C <sub>c</sub>	C <sub>u</sub>
	NV	NP	1.8516	0.1222						

Material Description	USCS	AASHTO
○ Brown red sandy SILT (ML)	ML	A-4(0)

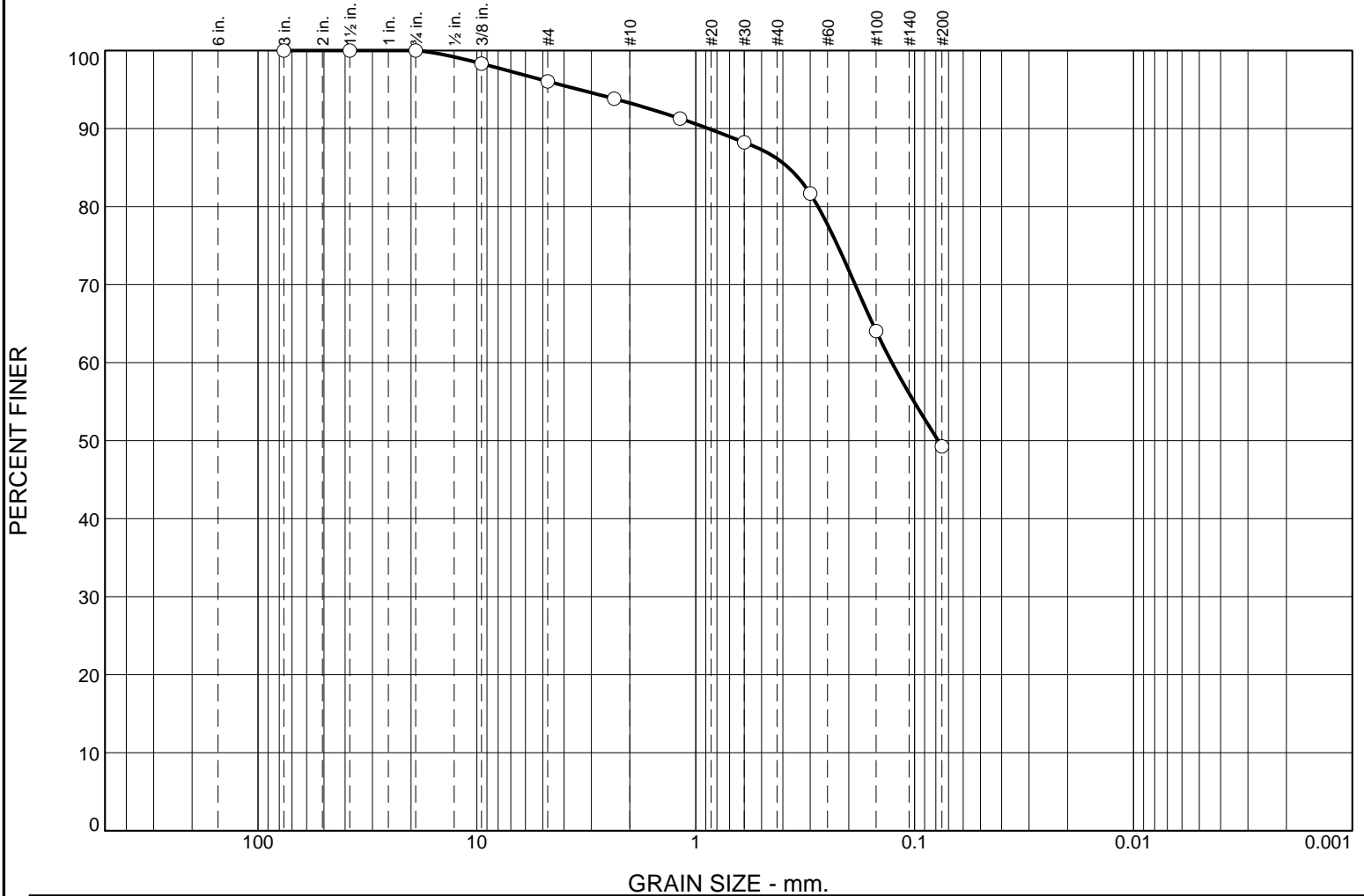
**Project No.** G17WKD01    **Client:** W.K. Dickson & Company, Inc.  
**Project:** Jackson County Airport  
 ○ **Location:** Boring B-2 Bulk    **Depth:** 0-10'    **Sample Number:** B-2  
**Date:** ○ 7-5-17

**Remarks:**



**Figure**

# Particle Size Distribution Report



% +3"	% Gravel		% Sand			% Fines	
	Coarse	Fine	Coarse	Medium	Fine	Silt	Clay
0.0	0.0	4.0	2.7	7.1	37.0	49.2	

Colloids	LL	PL	D <sub>85</sub>	D <sub>60</sub>	D <sub>50</sub>	D <sub>30</sub>	D <sub>15</sub>	D <sub>10</sub>	C <sub>c</sub>	C <sub>u</sub>
	NV	NP	0.3771	0.1270	0.0780					

Material Description	USCS	AASHTO
○ Brown tan silty SAND (SM)	SM	A-4(0)

**Project No.** G17WKD01    **Client:** W.K. Dickson & Company, Inc.  
**Project:** Jackson County Airport  
 ○ **Location:** Boring B-7 Bulk    **Depth:** 0-10'    **Sample Number:** B-7  
**Date:** ○ 7-5-17

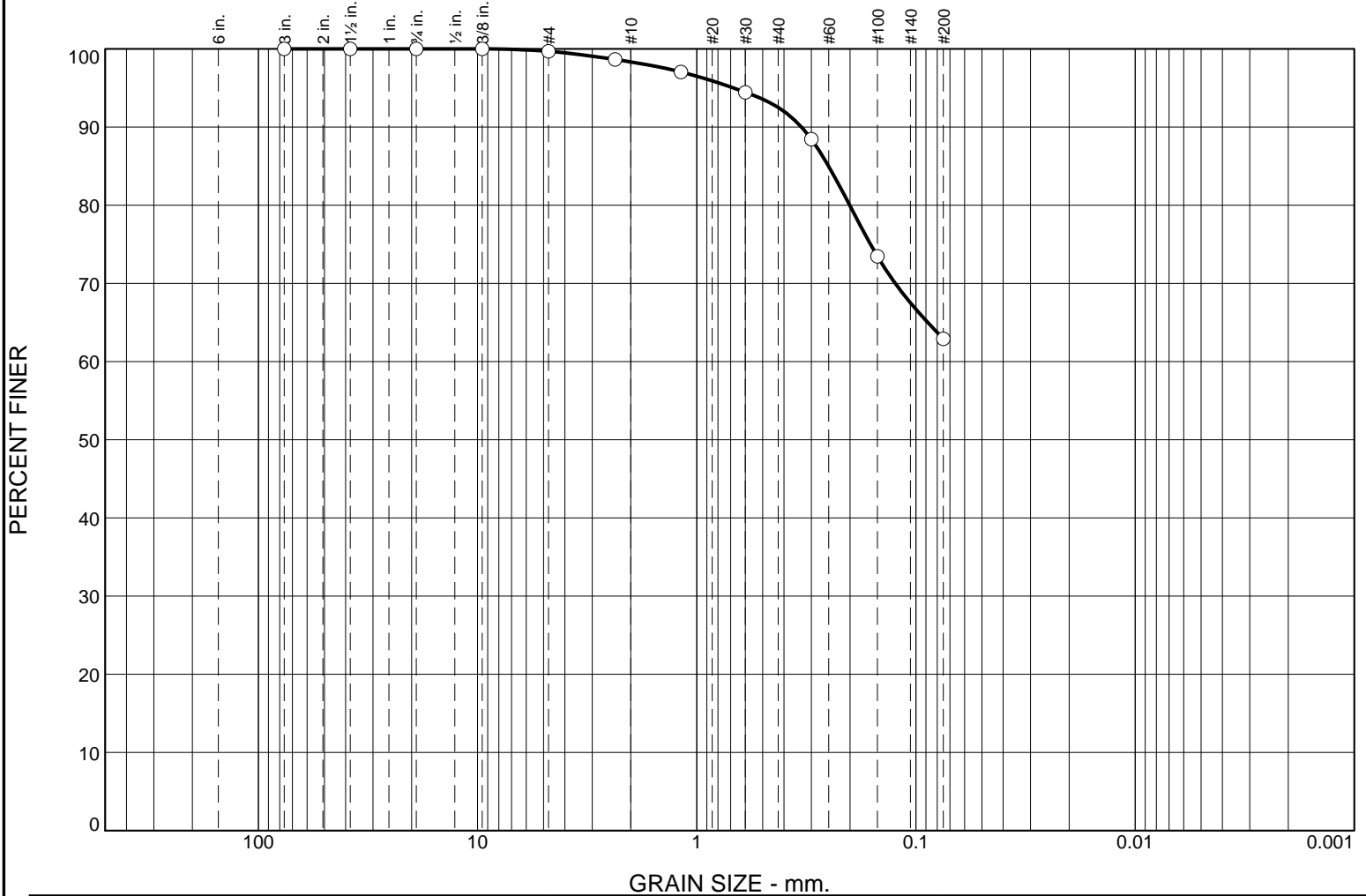
**Remarks:**



**Figure**



# Particle Size Distribution Report



% +3"	% Gravel		% Sand			% Fines				
	Coarse	Fine	Coarse	Medium	Fine	Silt	Clay			
0.0	0.0	0.3	1.4	5.8	29.6	62.9				
<input type="checkbox"/>										
Colloids	LL	PL	D85	D60	D50	D30	D15	D10	Cc	Cu
<input type="checkbox"/>	49.2	30.0	0.2504							
<input type="checkbox"/>										

Material Description	USCS	AASHTO
<input type="checkbox"/> Brown red sandy SILT (ML)	ML	A-7-5(11)

**Project No.** G17WKD01    **Client:** W. K. Dickson & Co., Inc  
**Project:** Jackson County Airport  
 **Source of Sample:** B-4    **Depth:** 1-3.5'    **Sample Numbers:** 1,2  
**Date:**  7-11-17

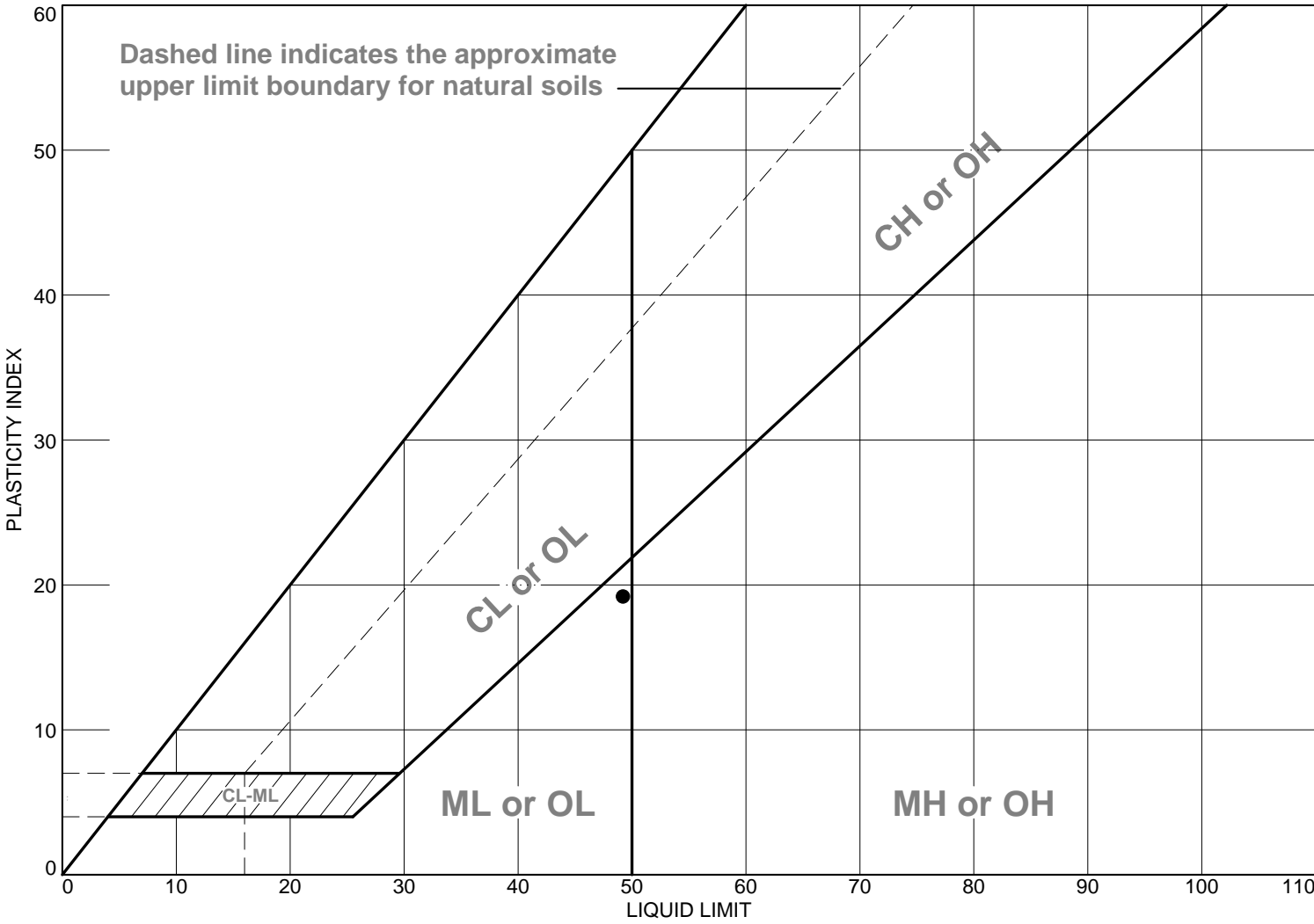
**Remarks:**

**Figure**



# LIQUID AND PLASTIC LIMITS TEST REPORT



	MATERIAL DESCRIPTION	LL	PL	PI	%<#40	%<#200	USCS
●	Brown red sandy SILT (ML)	49.2	30.0	19.2	92.5	62.9	ML

**Project No.** G17WKD01    **Client:** W. K. Dickson & Co., Inc  
**Project:** Jackson County Airport  
**Source of Sample:** B-4    **Depth:** 1-3.5'    **Sample Numbers:** 1,2

**Remarks:**



Figure