



## **INVITATION TO BIDDERS**

The City of Gatlinburg is accepting sealed bids on the purchase of one (1) 2018 4X4 Ambulance. The specifications are located within the bid packet, we are providing specifications for a Ford, but we will consider other brands/models that meet required specifications.

Bids will be received at City Hall until **2:30 p.m., March 8, 2018** at which time they will be publicly opened and read aloud. No bid may be withdrawn for thirty (30) days.

Bid shall be sealed in an envelope with the bidder's name, address, the bid opening time and date and the quotation "2018 4X4 Ambulance" stated plainly on the outside.

For questions concerning the Bid Documents, Bidders may contact City of Gatlinburg, Delea Patterson, AP/Purchasing, 1230 Parkway East, Suite 2, P.O. Box 5, Gatlinburg, Tennessee 37738, at 865-436-1409 or Fax 865-436-6464 or [deleap@gatlinburgtn.gov](mailto:deleap@gatlinburgtn.gov).

Questions about the specifications need to be directed to Gatlinburg Fire Department, Chief Greg Miller, at 865-436-5112.

Bid specifications will also be available on the City of Gatlinburg website at [www.gatlinburgtn.gov](http://www.gatlinburgtn.gov) under "Out for Bids" tab. This bid tab is located under Gatlinburg Government, and then Purchasing. Bid results are posted in the same area as shortly after bid opening as possible.

The City reserves the right to qualify bidders, to waive any informalities, to reject any and/or all bids, and to accept the bid deemed most favorable and in the best interest of the City.

It is the policy of the City of Gatlinburg not to discriminate on the basis of race, color, national origin, age, sex, or disability in its hiring and employment practices, or in admission to, access to, or operation of its programs, services and activities. With regard to all aspects of this contract, contractor certifies and warrants it will comply with this policy.

## GENERAL PROVISIONS

Prices quoted shall not include Federal or State taxes, if any are applicable. The successful bidder shall furnish tax exemption forms, if required, with their invoices.

The prices quoted are that for which the materials or services will be delivered F.O.B. Gatlinburg, Tennessee.

Any additions, deletions, or variations from the following specifications must be noted.

Inspection of the materials or equipment will be made by an agent of the City of Gatlinburg, and if found defective or fails in any way to meet the terms of this agreement, it will be rejected. Rejected materials or equipment will be replaced at the expense of the bidder.

All technical specifications must accompany bid.

The City of Gatlinburg reserves the right to purchase additional units or services under the same terms and conditions for a period of one (1) year.

The City of Gatlinburg reserves the right to extend this agreement for one (1) additional year after the completion of the first year agreement.

The City of Gatlinburg reserves the right to defer payment for thirty (30) days after delivery. The City of Gatlinburg also reserves the right to reject any and/or all bids.

The bidder agrees to indemnify the City of Gatlinburg from any and all liability; loss or damage the City may suffer as a result of claims, demands, costs, or judgments against it arising from any and all work under this agreement.

The bidder agrees to notify the City, in writing, within thirty (30) days, by registered mail, at the City's address as stated in this agreement, of any claim against the bidder on the obligations indemnified against.

It is the policy of the City of Gatlinburg not to discriminate on the basis of race, color, national origin, age, sex, or disability in its hiring and employment practices, or in admission to, access to, or operation of its programs, services and activities. With regard to all aspects of this contract, contractor certifies and warrants it will comply with this policy.

**BID SPECIFICATIONS**

**GATLINBURG**

**FIRE**

**DEPARTMENT**



**2018**

**TYPE I AMBULANCE**

**SPECIFICATIONS**

# NEW 2018 TYPE I 4X4 AMBULANCE

## 1. CHASSIS

1. Make 2018 Dodge Ram 4500 SLT 4X4 Regular Cab with Ambulance Prep Package and Upfitter Interface Module
2. 6.7L Cummins High Output Turbo Diesel with block heater wired to the shoreline connection and a disconnect switch in the electrical compartment
3. AISIN heavy-duty 6 speed automatic transmission with tow/haul mode and PTO provision
4. Dual OEM alternators 220 amp each
5. Dual Optima Deep Cycle SC34DU yellow top batteries on slide out tray in curbside front compartment underneath the ALS cabinet with separate door. NO INSIDE ACCESS
6. Limited slip rear axle with 4.10 ratio
7. Glass standard tint windshield and power windows
8. Single 52 gallon fuel tank OEM
9. Largest OEM power mirrors with convex mirror and heated glass
10. Dual cloth high back captain chairs-medium pewter, with in-board armrests and power driver seat
11. Tilt wheel with cruise control
12. Power door locks
13. Rear view mirror with day/night operation (see #18)
14. WeatherTech heavy duty all-weather floor mats
15. 4-wheel anti-lock disc brakes
16. AM/FM/CD factory stereo with speakers in the doors and 2 additional speakers mounted above the rear entry doors in the ceiling of the patient compartment
17. Back-up alarm with momentary on/off switch that resets each time the vehicle is placed in reverse
18. Back-up camera Federal Signal CAMCCD-REARNTSC mounted on the rear of the unit above the doors with second camera mounted inside the patient compartment and the monitor inside the rear view mirror CAMCCD-MIR
19. Vent window shades, plastic 1 pair
20. Tires, LT225/70R19.5 All Season, OEM
21. Liquid Spring DS135RS2A suspension kit with self leveling feature and XXS VSIM option. Suspension will have a kneeling feature connected to the left rear entry door to lower the truck for loading and unloading when the door is open, and return to ride height when the door is closed. There will also be 2 override switches, 1 located in the cab on the front console and 1 located in the patient compartment near the rear entry doors
22. Exterior will be Ford Polar White with reflective orange stripe around the entire vehicle, including the hood. Blue reflective pin stripe ½" around entire orange stripe
23. Aluminum fenderettes above rear wheels, rubber is not acceptable

24. Bright stainless steel wheel simulators will cover factory steel wheels with braided steel valve extensions on rear wheels attached to the center hub
25. Rear spring up bumper will be installed to allow the bumper to swing up when necessary. It will also have a flip-up rear step with grip struts. There will be 2 rounded rubber bumper pads installed on each side of the rear bumper. The bottom of the bumper will be level with the bottom of the module, it will not hang lower. Rear Bumper frame members to be coated with a rubberized spray coating, preferably Scorpion. Any and all frame mounting holes must be pre-drilled slightly over sized to accommodate the coating.
26. Rubberized spray coating must be applied prior to the mounting of the bumper
27. There will be 2 tow hooks installed above the rear bumper attached to the frame of the vehicle.
28. There will be diamond plate running boards with grip struts running from the front wheel well to the rear of the cab. There will be a small piece of diamond plate at the end of the running board to prevent debris from chipping the paint of the front of the ambulance module. It will also incorporate a mud flap for the front wheel into the running board. These will be through bolted to the back of the cab in a manner as to not allow for vibration noise.
29. There will be smooth aluminum plating extending from the fuel fill and the urea fill all the way down to the rub rail. They will extend 1 inch beyond each side of the fill. These will be sealed along the edges to prevent dirt and moisture from seeping in.
30. Interior colors will be T54 Titanium, upholstery in the rear will be grey with white ceiling
31. Module will be 150" X 96" with 72" headroom
32. Rear mud flaps will be installed
33. The rear of the unit will have reflective chevron striping in Blue/Orange above and on either side of the rear entry doors. This will also be installed on the inside of all exterior compartment doors.
34. FRONT STONE GUARDS AND REAR DIAMOND PLATE RISERS TO BE INSTALLED WITH THE USE OF RIVETS. Screws will not be allowed due to the constant loosening of the screws due to vibration. The top edges shall be silicon to keep water from getting behind the Aluminum Diamond Plate

## **2. Emergency Lighting**

1. There will be seven (7) Whelen 900 Series LEDs across the top front of the module in place of a lightbar. There will be six (6) red/white 90RC5FCR and one (1) clear 90CC5FCR. The clear will be in the center with three (3) lights on each side. There will be seven (7) chrome flanges Whelen 90FLANGC for each light.
2. Whelen M6 Series Super-LED back-up, turn, and brake lights Brake Light M6BTT, Turn M6T, Back-up M6BUW

3. Whelen M6 Series Super-LED M6RC emergency light mounted above the tail light assembly will flash with emergency lights. Light assembly from top to bottom emergency, brake, turn, and back-up,. All lights will have clear lenses with colored LEDs. Housing will be M6FCV4 chrome housing
4. Two Whelen M6 Series Super-LED mounted underneath front lights on the front of the module. Red M6RC. They will be mounted on each side of the module below the front light.. All lights will have clear lenses with colored LEDs. Whelen M6FC chrome flanges
5. Whelen 900 Series LED across rear top of ambulance module. Lights will be set up from left to right-Red, Clear load, Amber, Clear load, Red. All lights will have clear lenses with colored LEDs. Red 90RR5FCR, Amber 90AA5FCR, Load 9SC0ENZR
6. Whelen 900 Series LED M7D intersection lights with clear lenses and having split Red/White LEDs with alternating flash pattern will be on each front fender. These lights will be mounted with M7FC chrome flanges
7. Whelen 900 Series LEDs across the top portion of the module on each side. Total of four (4) set up as follows-Red, Clear Load, Clear Load, Red. All lights will have clear lenses with colored LEDs. Red 90RR5FCR, Load 9SC0ENZR, chrome flange 90FLANGC
8. Whelen hideaway lights UTX609C with white lenses will be placed, 1 in each upper section of the headlight assembly in the turn/park light. These lights will flash in an alternating pattern and be separate from the other emergency lights
9. Whelen M7 Series LED lights will be placed in the grill. There will be four (4) lights having clear lenses with split red/clear lights. Two on the top and two on the bottom of the grill. Model M7D with chrome flanges M7FC
10. Activate curb side lights and interior low dome lights with side entry door opening
11. Activate rear load lights and interior low dome lights with rear door opening and rear load lights and rear side load lights when vehicle is placed in reverse
12. All lights will be latest generation LEDs.
13. All lights will have chrome plated flanges
14. All marker lights will be LED with rear side marker lights mounted so they can be seen by the driver in the mirror when backing up at night
15. There will be Whelen UFM8 Universal Flashers to control the emergency lights. Each light will be individually connected to the flasher

### 3. Siren/Speakers/Radio

1. Whelen 295HFSA7 dual tone siren with 200 watt amplifier with main control panel mounted on main console between front seats. Manufacturer will label external radio wire for input for radio installation
2. Two Whelen SA3125P 100 watt through the bumper speakers with SAK1 speaker brackets
3. Whelen HOWLER will be installed. It will be set to operate for 30 seconds at a time with an activation switch located near the main siren control panel. Include speaker brackets for Ford F450 chassis
4. There will be 3 antenna mounts installed on the top of the module.
5. The radio wiring will be pre-installed hot/ground for 2 radios. These wires will be labeled for the radio service. Location in the front console.
6. There will be heavy duty coax cable for all 3 antenna mounts pre-installed, located in the front console.
7. There will be a magnetic radio mic holder included with the ambulance that will be installed by Gatlinburg Fire after delivery.

### 4. Interior Options

1. Master switch panel in the front will be similar to past design. All switches will be black Euro style except Master and Module Disconnect which will be red and all will illuminate when on. Each switch will have a white luminescent label identifying each switch. There will also be a hand held spotlight installed in the cab. **Diagram will be provided**
2. Flexible map light HellaMarine 343 720-052 LED chart table lamp (150mm) red light with black cover. This light will be mounted at the top rear of the cab above the left side of the passenger seat
3. Console will have a quick disconnect wiring harness for ease of removal of console for maintenance. On the right rear of the console will be a combination 110V/USB outlet for charging tablets and laptops. **Diagram is attached.**
4. Master switch for rear power will incorporated into the E-Plex system
5. Stryker cot fastener Floor Mount Model 6392 Performance LOAD installed
6. Stryker Power-Pro XT electric cot with head end flat storage and equipment hook
7. Flooring will be one piece seamless, scuff proof, no wax flooring. Lonseal Loncoin II nimbus grey. Flooring will be extended 3" up sidewalls, with full backing at the 90 degree turn provided. All molding, edging, and trim will be anodized aluminum or stainless steel, and shall be sealed to prevent fluids from seeping under the cabinets if ambulance is hosed out

8. Stainless V style interior door handles. The left rear entry door will have an S type handle extension on the inside latch for ease of opening. All rear entry doors will have emergency release latches at the top and bottom of each door for access in the event a door latch breaks or fails

9. Lexan cabinet door. All cabinets shall have dual sliding doors and will be hinged on top with door supports to allow entire door to open upward to allow for cleaning and restocking. All cabinets will have adjustable shelves except for the cabinet above the action area, with the main cabinet beside cardiac monitor having 2 shelves, the other cabinets having 1 shelf (diagram will be provided). Each shelf will have a lip on the front to keep supplies from sliding off when the door is open

10. Two recessed IV holders, 1 over bench area and 1 over the stretcher

11. There shall be 2 handrails overhead, minimum 1" diameter bolted to the roof structure

12. Pt compartment shall be lighted with eight overhead Whelen 80COEHCR interior LED lights. Four over main patient area and 4 over bench area. Each side will be individually controlled Hi/Lo lights. Lights above main patient area will have the ability to be turned on from the front switch console in Lo mode.

13. Pt compartment will have 4 additional Whelen 80COEHCR interior LED lights. These lights will work in Hi mode only and be switched on the rear switch panel. These lights will also be connected to the check out timer for checking off the truck. There will be 2 over the head of the stretcher/bench area and 2 over the foot of the stretcher/bench area. Timer control switch will be located on the curb side of the patient compartment by the side entry door

14. Rear action area control panel switches will also be euro style rocker switches. There will also be a rear volume control for the stereo speakers. This panel will be toward the left side of the action area near the O2 outlets

15. There will be 4 Whelen LED 20C0CDCR recessed lights, 2 under the cabinet above the action area and 2 above the window pass thru with the control switch incorporated into the E-Plex system.

16. EVS 1880 Child/Attendant seat will be placed at the head of the cot facing rearward. This seat will be mounted on a cabinet base with a swivel mount to allow for 360 degree rotation. The box must be bolted through the main floor structure. This seat shall move a minimum of 4" for-aft adjustment. When this seat is facing the stretcher, there must be a minimum of 16 inches of clearance between the seat and head of the stretcher when the seat is slid all the way toward the stretcher, which is approx. 20 inches from seat base to front of ambulance module. This seat will also have a 5 point restraint system. There will be a small shelf mounted underneath the pass-thru window that can be used when the seat is turned toward the front of the module

17. There will be a Vanner 20 1050 CUL 1000 watt inverter, charger, conditioner mounted in the street side front lower compartment and wired to the shoreline connection on the module. It will be connected direct to the ignition so it will power on when the unit is started and anytime the unit is running.



18. The shoreline connection will be a 20AMP Auto-Eject connection
19. There will be 3 seat bases mounted along the curbside wall with 2 short back rest pads mounted to the wall. There will be a seat back mounted to the wall at the rear seat position with 5-point restraint installed on this seated position. Seat bottom will be the same height as a squad bench. There will be 2 male seat belt buckles mounted to the curb side wall between the seats that will connect to the lower retractable belts in the seats for securing a second patient. There will also be a safety strap on the rear wall that will connect to the foot of a long spine board when transporting a second patient. The wall behind the seats will be covered by a stainless panel from the floor up to the bottom of the side window
20. There will be an analog clock on the rear wall above the bench area that will be wired direct to the batteries, it will include hour, minute, and seconds
21. There will be glove box storage above the rear entry doors for a minimum of 4 boxes of gloves. Glove box is  $10 \frac{3}{4} \times 5 \frac{1}{4} \times 2 \frac{3}{4}$
22. Combination heating and cooling unit ducted down the center of the patient compartment with 3 position mode selector switch and thermostat located on the rear control panel. Two automatic gate valves to shut off hot water from the engine when in AC mode. All heater hoses will be EDPM Nomex material
23. There shall be a total of 4 12VDC power plugs in the patient compartment. 1 in the action area, 1 in the ALS cabinet, 1 in the bench area, and 1 in the cardiac monitor area. The DC power plug will be a cigarette lighter type
24. There shall be a total of 5 110V outlets in the patient compartment. 1 in the action area, 2 in the ALS compartment, 1 by the bench area, and 1 in the cardiac monitor area. The outlet in the action area will also incorporate 2 USB ports the same as the outlet in the front console.
25. There will be 3 Ohio type oxygen outlets installed in the patient compartment. 2 in the action area and 1 on the wall beside the side entry door. These shall be flush mounted on the wall, not built out
26. Side entry door will also have tinted window
27. There will be a side window on the curb side of the module. It will be centered between the side entry door and the rear of the module. Window can be moved forward slightly to accommodate the rear attendant seat. All patient compartment windows will be smoke tinted for privacy and safety glass
28. There will be overhead storage cabinets above the bench area running from the side entry door to the rear wall of the module
29. ALS compartment with 2 adjustable shelves. It will have 3 retractable straps mounted at the top of the cabinet that can be pulled down and latched to secure equipment on the shelves. There will be a locking drawer at the bottom of the cabinet. There will be a compartment above with a clear Lexan hinged door with latch. (Diagram will be provided)

30. Oxygen access from inside the patient compartment will be no smaller than 7" X 7" and have a door made of clear Lexan. Door will open from the left, and be hinged on the right side
31. All vinyl upholstery will be smooth and seamless throughout the vehicle and shall be used to cover cushions, panels, and bumpers as needed to trim out the patient compartment and cab
32. Interior edge trimming will be Soft Edge Trim System edging that has an Antimicrobial Integral Skin System which gives it infection prevention. The material must meet FMVSS 302, mvss203, Cal 117, FAR25.853a(ii). Color choices TBD
33. The unit shall have power locks on ALL doors including patient compartment doors with the exception of the two street side front compartments. When all doors are locked, the two street side front compartments will remain unlocked. The unit will also have keyless entry remote that will operate all locks on the vehicle
34. There shall be a push button lock release mechanism located inside the street side front lower compartment that is in a non-obvious location. There shall also be 2 additional lock/unlock switches located in the patient compartment, one will be located inside the rear entry doors at the end of the bench area, and the other will be located just inside the side entry door near the check out timer
35. There shall be a security system that will allow the key to be removed from the ignition while the vehicle is still running but will shut down the engine if the key is not placed back in the ignition prior to applying the brake
36. There shall be a KnoxBox MedVault located at the rear of the module in the upper section of the backboard storage. The only access will be inside the patient compartment at the end of the bench area. It will have wifi capabilities
37. The electrical system shall feature a master wiring harness without splices in the harness or electrical circuits. All wiring harness shall be connected to the wiring control panel by quick disconnect military type amp pin blocks
38. All electrical wiring shall be 14GA or larger, shall conform to SAE J1292, have SXL high temp thermoplastic insulation rated at least 255 degrees F service. The circuit number and function shall be permanently embossed on the wiring at 6" intervals and all wires shall be color coded
39. The undercarriage shall be undercoated to prevent rust and corrosion
40. The entire ambulance body, sides, ends, floor, and roof shall be covered in a Poly Fiber installation that meets or enhances the environmental criteria specified in Federal Specifications KKK-A-1822F. The material must be at least 3" thick. In addition to the insulation inside the module, each exterior compartment and entry door shall be filled with the insulation to provide enhanced insulation and sound absorbing reduction. All exterior compartment inner walls to the module shall be covered in a reflectix type of material and they must be wrapped prior to the interior cabinets being set. Bidders will be required to

submit a sample of their insulation for compliance. In addition, a photo will need to be provided showing that each bidder meets this criteria. **NO EXCEPTIONS**

41. The sub flooring shall be Coosa Composite “Bluewater Series 26” boards that consist of polyurethane foam filled throughout with layers of continuous strand glass and woven roving fiberglass. The flooring density shall be 26lbs pcf. – (ASTM C271). Bidders must provide third party laboratory testing for equal to the proposed sub-floor material, set forth by the National Highway Safety Administration. In addition, the composite material must meet the guidelines set forth by the SAE standard J369a. **NO EXCEPTIONS**

## **5. Exterior Compartments**

1. Street side front lower-Used for general storage. No spare tire will be carried. No shelf installed. This compartment will be pre-wired with constant hot and ground for mounting of rechargeable lights and equipment. There will also be 2 double coat hooks mounted to the rear wall to hang turnout gear. This compartment will have a hidden switch that will unlock all doors on the unit. Dimensions TBD
2. Street side front upper-This compartment will be the electrical panel. This compartment will not be used for any other purpose.
3. Street side utility drawer-located above rear wheel well, Size TBD
4. Street side rear-Used for general storage and Main O2 cylinder M size tank. This compartment will have a ZICO Quic-Release model QR-MV oxygen tank mount to secure O2 tank
5. Curb side rear-This compartment will be used for storage of minimum of 2 backboards as well as a Stryker Stair-Pro Model 6252 stair chair. The backboards and stair chair will be standing. There will be a divider between the backboards and the stair chair with a shelf above the stair chair for additional supplies. If emergency lights are mounted to compartment door, there will be enough space between lights so lights do not contact each other when door is opened
6. Curb side front-Used to access the ALS compartment from outside. This door will have a device attached that will not allow the door to open far enough to where it can be hit by the front cab door when being shut. There will be no outside access to the drawer compartment
7. All exterior compartments as well as the side entry door step well will have suitable LED interior lighting that comes on when the door is open
8. All exterior compartment doors, including both rear patient compartment doors, will have reflective chevron striping placed on the inside of the door covering at least 50% of the door panel
9. All exterior compartment doors as well as the rear and side entry doors will have Eberhard heavy duty door latches model 21100 series installed with black powder coated receptacle and chrome handle

10. The thresholds of all the exterior compartments shall be covered with Stainless Steel to protect the thresholds

11. There will be a Red LED light on the inside of each compartment door that will flash when the door is open. On the sliding drawer, the light will be on the right side of the drawer that will be facing traffic when the drawer is in the open position.

## 6. Lettering / Decals

1. Lettering-Basic KKK decals (2) **Star of Life** decals at both ends of the mirror image **AMBULANCE** on the hood

2. Letters **M2** no longer than 14" in height and a 32" X 32" **Star of Life** on the roof of the module

3. Letters **GATLINBURG** on both exterior sides of the module centered at the top in an arched pattern with **FIRE / RESCUE** centered directly below Gatlinburg

4. Letters **MEDIC 2** on both exterior sides centered behind the rear wheels about 9" up from bottom of module

5. Letters **AMBULANCE** on each side of the module in the orange stripe

6. Decal **Fire Dept Maltese Cross** on both sides of the module, 1 centered between curb side window and curb side door, and 1 approximately the same location on the street side. Placement can be modified if needed due to space

7. Decal **Star of Life** about 4" above the orange stripe on both sides of the module. 1 centered between the curb side window and the rear of the ambulance, and 1 just before the street side rear compartment door. Placement can be modified if needed due to space

8. Lettering **GATLINBURG** centered on the top of the rear doors

9. Lettering **FIRE / RESCUE** centered at the bottom of the rear doors

10. Lettering **AMBULANCE** centered approximately half way down rear doors

11. **Star of Life** on either side of the rear doors centered vertically between lights and orange stripe

12. Number **2** on either side of rear doors centered vertically between the orange stripe and **Star of Life**

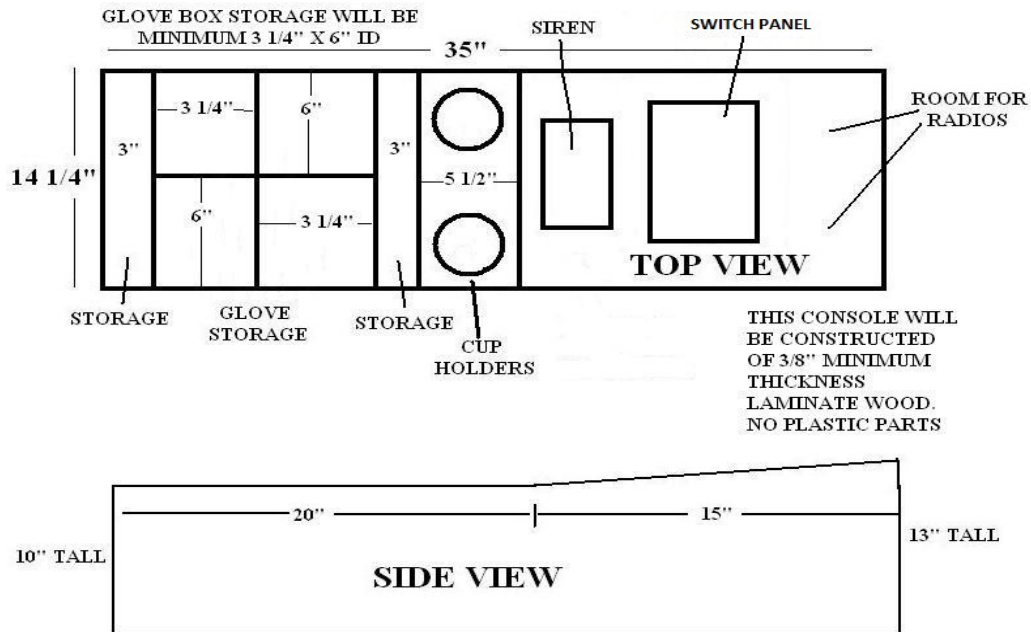
13. Below the front light bar section in the open space between the 2 red lights. On the right side **GATLINBURG** and on the left side **FIRE / RESCUE**. Lettering will be sized to fit in the space available

14. All lettering **MUST BE 5 INCH** and decals will be reflective. Lettering diagram will be provided for reference. Builder will contact Gatlinburg Fire Dept to verify lettering and decal placement prior to them being applied for verification


## **7. Misc.**

1. The bid winner will offer an in person pre-build meeting and will offer 2 work site visits during construction and provide weekly updates to the status and progress of the build process
2. If the build site is more than 250 miles from Gatlinburg Fire Dept, the bid winner will be responsible for air transportation, will provide air travel expenses as well as be responsible for all meals and lodging as necessary for 2 people
3. Manufacturer will provide 4 ignition keys and 4 keyless remotes for the unit. They will also provide extra keys for all compartment locks interior and exterior
4. Manufacturer will provide 2 complete sets of books and wiring schematics with detail drawings and details of all wiring inside the unit
5. Bid winner will submit all certifications and documentation showing you are permitted to build ambulances that meet the current KKK specifications and the requirements as set forth by the State of Tennessee Office of EMS Rules and Regulations.
6. Bid winner will deliver the ambulance to Gatlinburg Fire Department at 1230 E Parkway, Gatlinburg Tennessee upon completion.
7. The unit will have MOPAR Vehicle Protection Maximum Care extended warranty that will cover the unit for 8 years or 120,000 miles backed by Chrysler Group LLC.
8. Upon delivery, bid winner will provide documentation to show the vehicle has at least 2000 lbs of available payload per the vehicle manufacturer specifications.

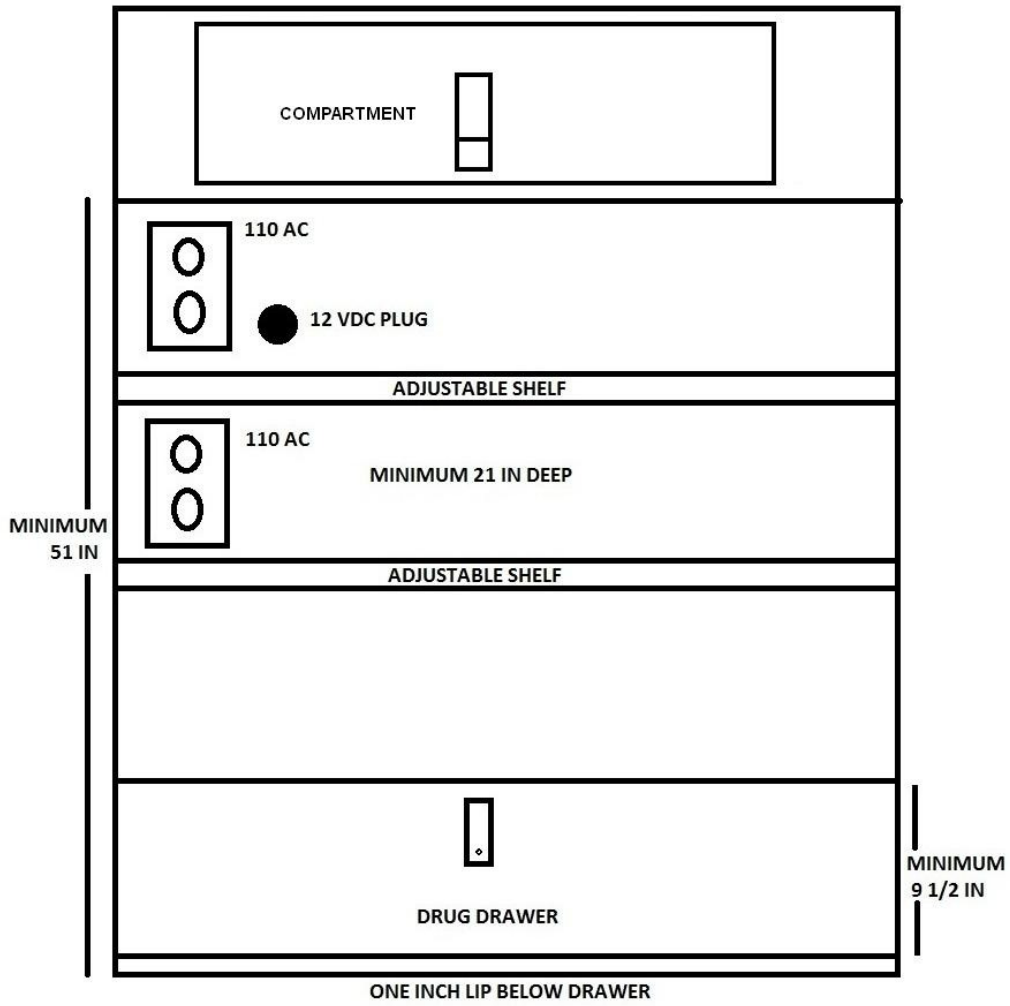
## Front Console



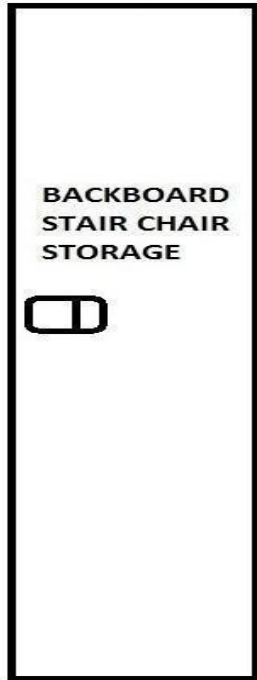
## Switch Panel



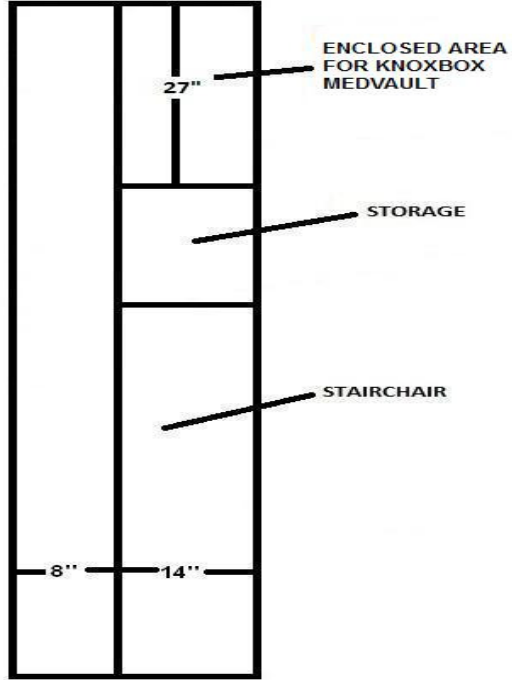
# ALS Cabinet



## Backboard Storage

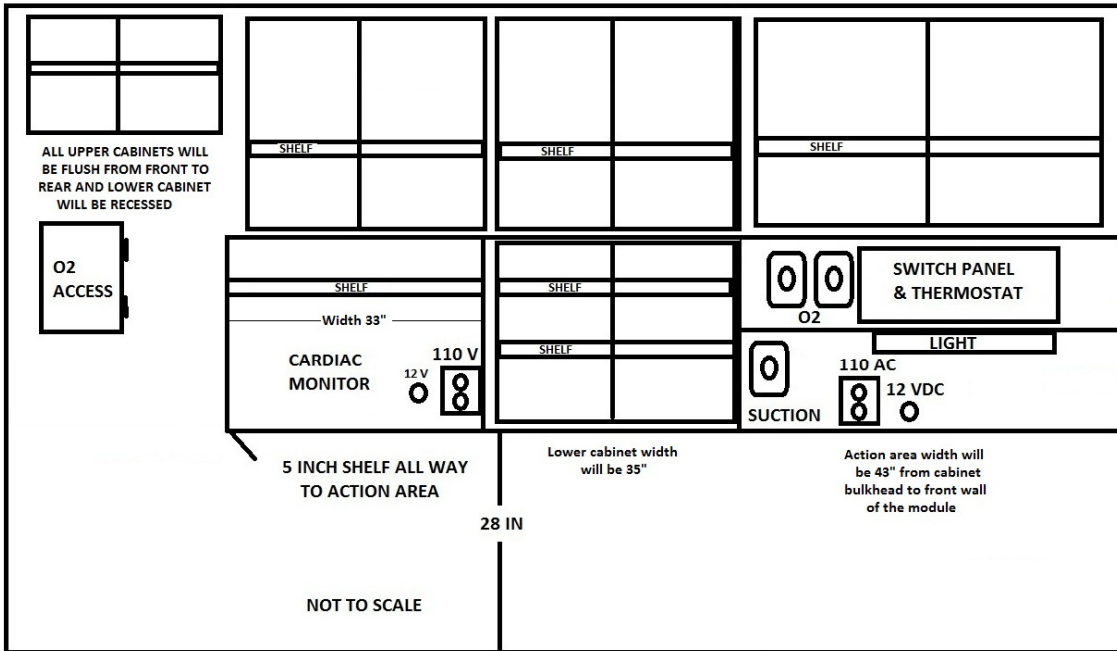


BACKBOARDS



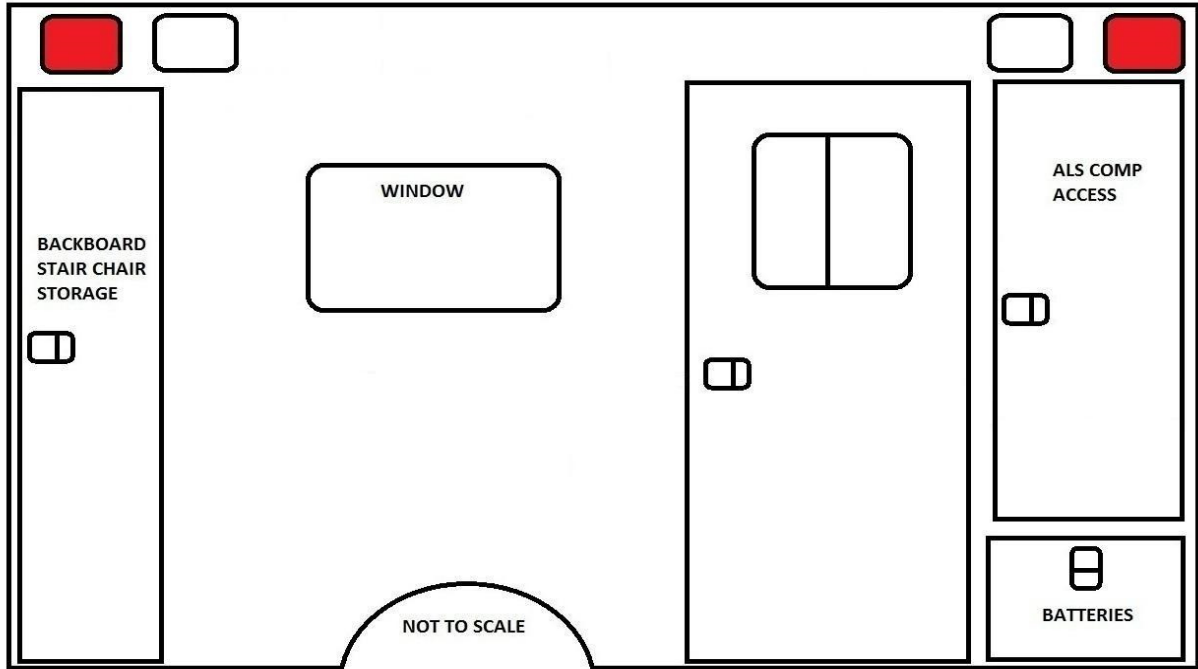
OPEN

## Cabinets

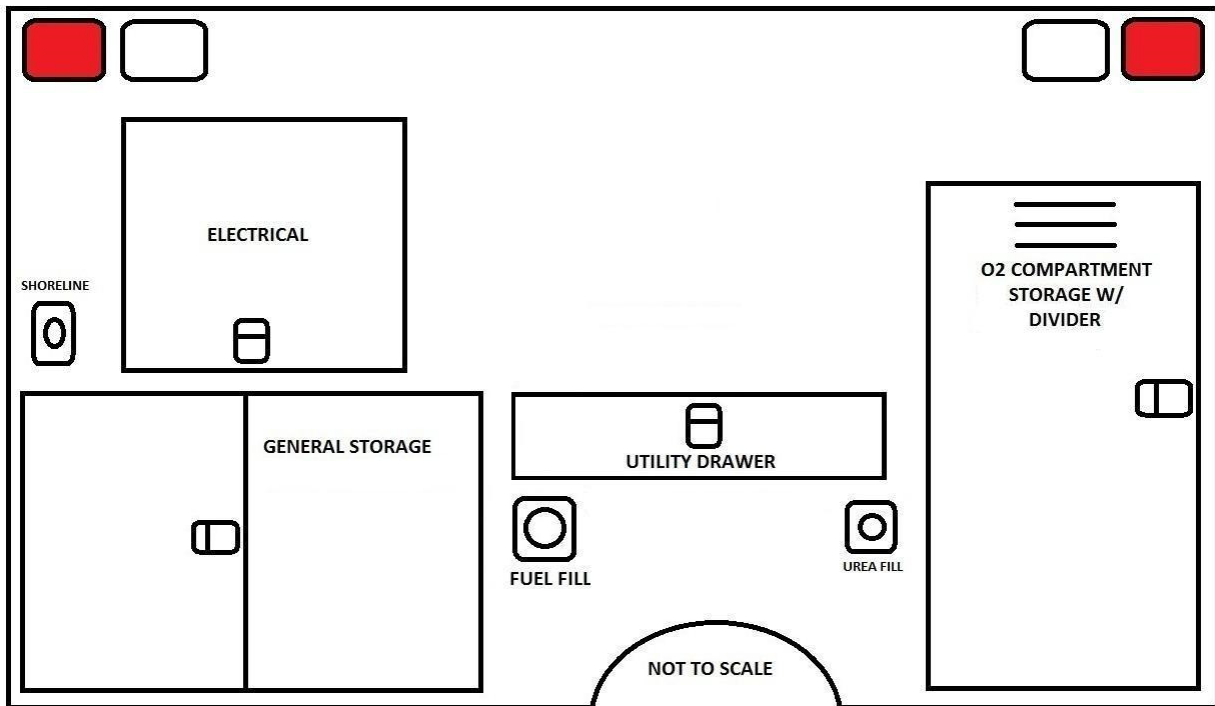




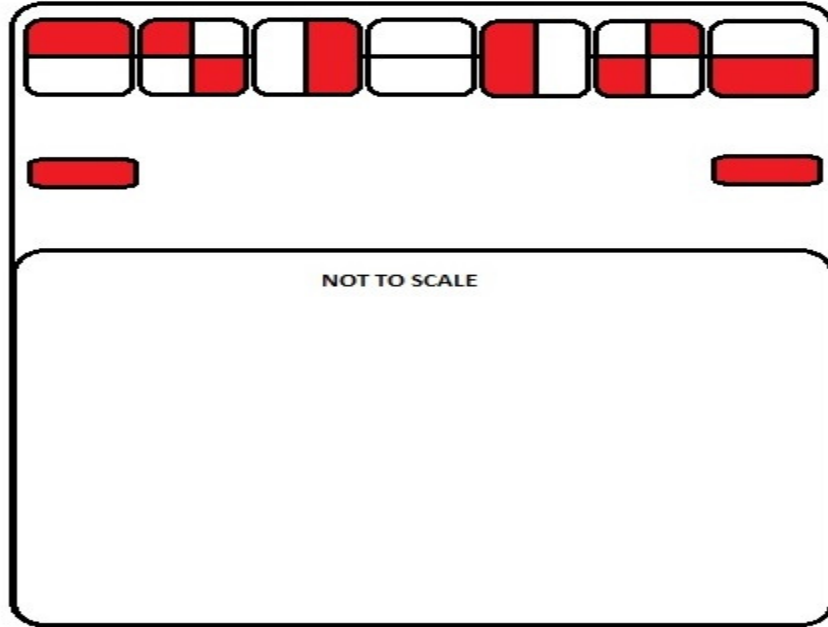
Curb Side



Street Side



Front of Module



Delea Patterson, AP/Purchasing  
City of Gatlinburg  
1230 Parkway East  
P.O. Box 5  
Gatlinburg, TN 37738

**RE: One (1) 2018 4X4 Ambulance.**

The specifications for the above-mentioned items have been reviewed and the following is offered for purchase and delivery of the following 2018 4X4 Ambulance, please offer price for Ford and/or alternative option:

\$ \_\_\_\_\_  
One (1) 2018 4X4 Ambulance

Estimated Days for delivery after bid awarded \_\_\_\_\_.

If offering Equivalent models, please note in Deviations section below.

All bids are to include delivery to a specified location in Gatlinburg.

Any deviations from these specifications are listed below (use back if necessary).

DEVIATIONS YES\_\_\_\_ NO\_\_\_\_

---

---

---

**Bidder Contact Information:**

_____ Signed/	_____ Date
_____ Name (Print)	_____ Telephone
_____ Company Name	_____ Fax Number
_____ Address	_____ Email
_____ City      State      Zip	

EACH BIDDER SHALL SUBMIT THIS STATEMENT OF COMPLIANCE WITH THEIR BID.

For Title VI and IX compliance, we ask for voluntary disclosure of the following information:

Gender:	Male	_____
	Female	_____
Race:	Caucasian	_____
	African-American	_____
	Other (specify)	_____

## BIDDERS LIST

**Southeastern Specialty Vehicles**  
**Contact: Tony Tyler**  
**Address: 1250 Industrial Park Way, West**  
**Jefferson, NC 28694 US**  
**Phone Number: Keith Bryan – (334) 303-3840**  
**Toll Free Number: (866) 640-2028**  
**Email: [Tony.Tyler@ssvsales.com](mailto:Tony.Tyler@ssvsales.com)**  
**www.SSVSales.com**  
**Fax Number: (336) 246-6201**

**Life Line National Sales**  
**PO Box 299**  
**Sumner, IA 50674**  
**Dave Seitsinger**  
**Regional Sales**  
**PH: 563-578-3317**  
**Email: [dseitsinger@lifelineambulance.com](mailto:dseitsinger@lifelineambulance.com)**

**Excellance Ambulance**  
**Emergency Response Equipment, Inc. -**  
**Kingsport, TN**  
**Territory: Counties in Tennessee**  
**Email: [emergresp@chartertn.net](mailto:emergresp@chartertn.net)**  
**Phone: 423-239-7259**

**Marque Ambulance**  
**Affordable Ambulance, LLC**  
**126 Peach State Ct.**  
**Tyrone, GA 30290**  
**(404) 840-7410**  
**[psai1993@aol.com](mailto:psai1993@aol.com)**

**Custom Truck & Body Works, Inc.**  
**13787 White House Road**  
**Woodbury, Georgia 30293**  
**PHONE: (706)553-9178**  
**TOLL-FREE: (888)258-9695**  
**FAX: (706)553-9179**  
**Edward Snider, Vice-President, Sales**  
**[edward@customtruckandbodyworks.com](mailto:edward@customtruckandbodyworks.com)**  
**706.601.3414**

**Emergency Equipment Professionals (EEP)**  
**Rob Cartee | Ambulance Sales Manager**  
**Toll free: 855-337-7646**  
**Tel.: 662-280-4729**  
**Fax: 662-342-7251**  
**Cell.: 256-466-2772**  
**[rcartee@eeproinc.com](mailto:rcartee@eeproinc.com)**  
**www.eeproinc.com**  
**2310 Nail Road W**  
**Horn Lake, MS 38637**

**CrestLine Ambulance**  
**Chuck Burgess**  
**Sales Consultant & Dealer Support**  
**Loudonville, OH, USA**  
**Mobile/SMS: (419) 651-7924**  
**Phone: (306) 986-5635**  
**Toll Free: (877) 759-5254**  
**Email: [cburgess@crestlinecoach.com](mailto:cburgess@crestlinecoach.com)**

**DEMERS Ambulance**  
**Southern USA**  
**Steve Rowland**  
**Regional Sales Manager**  
**Tel.: 941-981-2122**  
**[srowland@demers-ambulances.com](mailto:srowland@demers-ambulances.com)**

**Taylor Made Ambulance**  
**3704 Medallion Place, Newport, AR 72112**  
**Phone: (800) 468-1310**  
**Fax: (870) 523-4835**  
**Email: [taylorlormade@suddenlinkmail.com](mailto:taylorlormade@suddenlinkmail.com)**