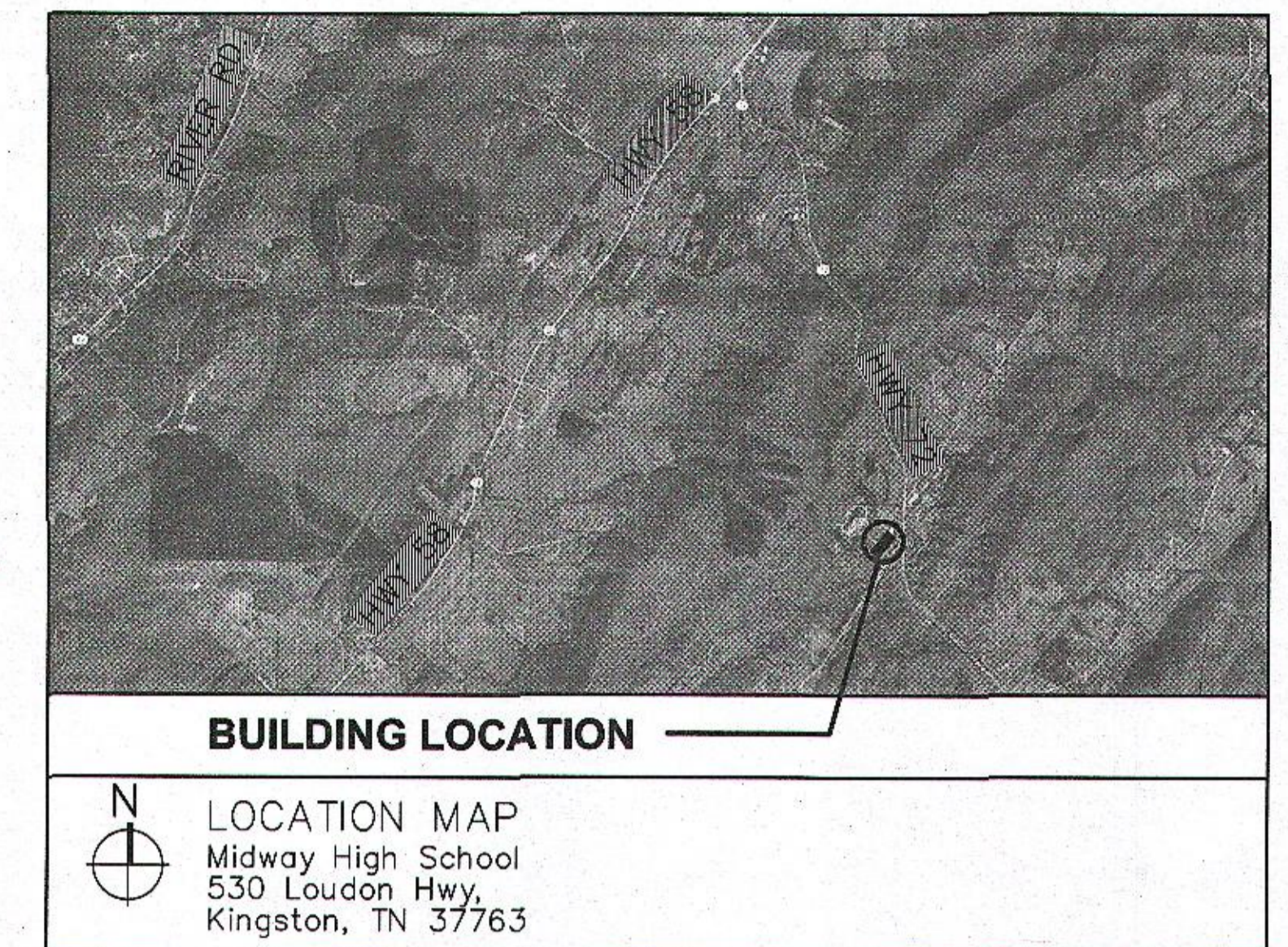




MIDWAY SEWAGE TREATMENT PLANT FOR ROANE COUNTY SCHOOLS



OWNER:
ROANE COUNTY SCHOOLS
530 Loudon Hwy., Kingston, TN 37763

DATE: DECEMBER 2, 2018


DRAWING INDEX:

COVER SHEET
P101 - FLOOR PLAN - PIPING
P201 - SPECIFICATIONS

DESIGNER:

ENGINEERING SERVICES GROUP, INC.

MECHANICAL & ELECTRICAL ENGINEERS
900 E. HILL AVE. SUITE 350
KNOXVILLE, TN 37915
PHONE: 865.522.0393
FAX: 865.522.0166
PROJECT MANAGER: RON DONAHUE
EMAIL: rdonahue@esg1989.com



**MECHANICAL
ENGINEER**



PLUMBING LEGEND


SYM/ABB.	TYPE
⊕	CONNECTION POINT (NEW TO EXISTING)

NOTES:

- ① HANG PIPING FROM STEEL CROSS MEMBERS WITH C-CLAMP BEAM CLAMPS AND BAND HANGERS.

SPECIFICATIONS:

- Scope: furnish all labor, materials and equipment necessary for the installation of all plumbing work indicated on the drawings as specified herein.
- Permits, ordinances and inspections:
 - Obtain and pay for all permits, connection fees, and inspection fees required by utility companies. Deliver to the owner certificates of inspections issued by the authorities.
 - All work shall be done in accordance with applicable city, county, and state ordinances and codes. The contractor shall make any minor adjustments to meet these requirements.
- STAINLESS PIPE AND FITTINGS - Air Line
 - Pipe sizes (1/2-inch to 2-inch): Grade TP304 stainless steel, Schedule 10, ASTM A-182, VIC PRESS JOINTS.
 - Pipe sizes (2-1/2 inch to 8-inch): Grade TP304 stainless steel, schedule 40, ASTM A268-88A, VIC JOINTS.
- PVC PIPE AND FITTINGS - Sludge Line
Pipe in this article is available in NPS 1/8 to NPS 24 (DN 6 to DN 600).
 - PVC Pipe: ASTM D 1785, Schedule 80. Fittings in "PVC Socket Fittings" Paragraph below are available in NPS 1/8 to NPS 12 (DN 6 to DN 300).
 - PVC Socket Fittings: ASTM D 2467 for Schedule 80.
- VALVES
 - Ball Valves:
 - Compressed Air:
 - Sizes (1/2-inch to 2-inch): Two piece brass body, stainless steel trim, reinforced Teflon seal and seats, large port, 720 PSI, threaded ends, Stockham S-217 or approved equal.
- Cleanouts: cleanouts for soil and waste lines shall be installed where indicated on drawings, and every 90 degrees change in direction. Cleanouts shall also be placed every 100 feet outside or as indicated on drawings.
- Test and inspections:
 - Make all water and air tests of the piping systems before work is concealed.
 - After the installation of sanitary piping, plug the ends of the system and fill with water to the top of vents or with 10' head. Should leaks appear, repair and repeat the tests until the system is tight.
- As-built drawings: the plumbing contractor shall furnish upon completion of work a plumbing plan set showing all piping as installed.



ESGA
Engineering Services Group, Inc.
Consulting Engineers
900 East Hill Ave. Suite 350
Knoxville, Tennessee 37915
(615) 585-8983
Project No. 13597

Midway Sewage Treatment Plant

DRAWING TITLE... SPECIFICATIONS

REVISIONS

NO	DATE

DRAWN BY: CPB

CHECKED BY: RWD

APPROVED BY: EHH

DATE: 01/02/18

PROJECT NO. 18533

DRAWING NO.

P201