

VIDEO SURVEILLANCE UPGRADES 2021

PORTAGE PUBLIC SCHOOLS Portage, Michigan CONSTRUCTION DOCUMENTS

ISSUED FOR DATE

DESIGN TEAM

ARCHITECT/ENGINEER

TowerPinkster
Architecture · Engineering · Interiors

242 EAST KALAMAZOO
SUITE 200
KALAMAZOO, MICHIGAN 49007
PHONE: 269.343.6133
FAX: 269.343.6633

REFERENCED CODES

ELECTRICAL: 2017 NATIONAL ELECTRICAL CODE WITH MICHIGAN AMENDMENTS
BARRIER-FREE: 2012 MICHIGAN BUILDING CODE AND 2009 ICC & C A117.1

DRAWING INDEX

TECHNOLOGY
T 101A PCHS - FIRST FLOOR TECHNOLOGY PLAN - UNIT A
T 101B PCHS - FIRST FLOOR TECHNOLOGY PLAN - UNIT B
T 101C PCHS - FIRST FLOOR TECHNOLOGY PLAN - UNIT C
T 101D PCHS - FIRST FLOOR TECHNOLOGY PLAN - UNIT D
T 101E PCHS - FIRST FLOOR TECHNOLOGY PLAN - UNIT E
T 101F PCHS - FIRST FLOOR TECHNOLOGY PLAN - UNIT F
T 101G PCHS - FIRST FLOOR TECHNOLOGY PLAN - UNIT G
T 101H PCHS - FIRST FLOOR TECHNOLOGY PLAN - UNIT H
T 101J PCHS - FIRST FLOOR TECHNOLOGY PLAN - UNIT J
T 102A PCHS - SECOND FLOOR TECHNOLOGY PLAN - UNIT A
T 102B PCHS - SECOND FLOOR TECHNOLOGY PLAN - UNIT B
T 102C PCHS - SECOND FLOOR TECHNOLOGY PLAN - UNIT C
T 102D PCHS - SECOND FLOOR TECHNOLOGY PLAN - UNIT D
T 102E PCHS - SECOND FLOOR TECHNOLOGY PLAN - UNIT E
T 102F PCHS - SECOND FLOOR TECHNOLOGY PLAN - UNIT F
T 102G PCHS - SECOND FLOOR TECHNOLOGY PLAN - UNIT G
T 102H PCHS - SECOND FLOOR TECHNOLOGY PLAN - UNIT H
T 102J PCHS - SECOND FLOOR TECHNOLOGY PLAN - UNIT J
T 103A PCHS - THIRD FLOOR TECHNOLOGY PLAN - UNIT A
T 103B PCHS - THIRD FLOOR TECHNOLOGY PLAN - UNIT B
T 103C PCHS - THIRD FLOOR TECHNOLOGY PLAN - UNIT C
T 104 PCHS - CAMERA SCHEDULE
T 110A PNHS - LOWER LEVEL TECHNOLOGY PLAN - UNIT A
T 110B PNHS - LOWER LEVEL TECHNOLOGY PLAN - UNIT B
T 110C PNHS - LOWER LEVEL TECHNOLOGY PLAN - UNIT C
T 110G PNHS - LOWER LEVEL TECHNOLOGY PLAN - UNIT G
T 110H PNHS - LOWER LEVEL TECHNOLOGY PLAN - UNIT H
T 111A PNHS - FIRST FLOOR TECHNOLOGY PLAN - UNIT A
T 111B PNHS - FIRST FLOOR TECHNOLOGY PLAN - UNIT B
T 111C PNHS - FIRST FLOOR TECHNOLOGY PLAN - UNIT C
T 111D PNHS - FIRST FLOOR TECHNOLOGY PLAN - UNIT D
T 111E PNHS - FIRST FLOOR TECHNOLOGY PLAN - UNIT E
T 111F PNHS - FIRST FLOOR TECHNOLOGY PLAN - UNIT F
T 112A PNHS - SECOND FLOOR TECHNOLOGY PLAN - UNIT A
T 112B PNHS - SECOND FLOOR TECHNOLOGY PLAN - UNIT B
T 112C PNHS - SECOND FLOOR TECHNOLOGY PLAN - UNIT C
T 112D PNHS - SECOND FLOOR TECHNOLOGY PLAN - UNIT D
T 112E PNHS - SECOND FLOOR TECHNOLOGY PLAN - UNIT E
T 112G PNHS - SECOND FLOOR TECHNOLOGY PLAN - UNIT G
T 113C PNHS - THIRD FLOOR TECHNOLOGY PLAN - UNIT C
T 113D PNHS - THIRD FLOOR TECHNOLOGY PLAN - UNIT D
T 114 PNHS - CAMERA SCHEDULE
T 121A WEST MS - FIRST FLOOR TECHNOLOGY PLAN - UNIT A
T 121B WEST MS - FIRST FLOOR TECHNOLOGY PLAN - UNIT B
T 121C WEST MS - FIRST FLOOR TECHNOLOGY PLAN - UNIT C
T 121D WEST MS - FIRST FLOOR TECHNOLOGY PLAN - UNIT D
T 121E WEST MS - FIRST FLOOR TECHNOLOGY PLAN - UNIT E
T 122 WEST MS - CAMERA SCHEDULE
T 131A TRANSPORTATION - FIRST FLOOR TECHNOLOGY PLAN - UNIT A
T 131B TRANSPORTATION - FIRST FLOOR TECHNOLOGY PLAN - UNIT B
T 132 TRANSPORTATION - CAMERA SCHEDULE
T 140 AUXILIARY BUILDINGS CAMERAS

SITE ADDRESSES

PORTAGE PUBLIC SCHOOLS ADMINISTRATION
8107 MUSTANG DRIVE
PORTAGE, MI 49002

PORTAGE CENTRAL HIGH SCHOOL
8135 S. WESTNEDGE AVE.
PORTAGE, MI 49002

PORTAGE NORTHERN HIGH SCHOOL
1000 IDAHO AVE.
PORTAGE, MI 49024

WEST MIDDLE SCHOOL
7145 MOORSBRIDGE RD.
PORTAGE, MI 49002

PORTAGE PUBLIC SCHOOLS TRANSPORTATION
2501 ZYLMAN AVE.
PORTAGE, MI 49002

AMBERLY ELEMENTARY SCHOOL
6637 AMBERLY ST.
PORTAGE, MI 49024

ANGLING ROAD ELEMENTARY SCHOOL
5340 ANGLING RD.
PORTAGE, MI 49024

CENTRAL ELEMENTARY SCHOOL
8422 S. WESTNEDGE AVE.
PORTAGE, MI 49002

HAVERHILL ELEMENTARY SCHOOL
6633 HAVERHILL AVE.
PORTAGE, MI 49024

AMBERLY ELEMENTARY SCHOOL
6637 AMBERLY ST.
PORTAGE, MI 49024

LAKE CENTER ELEMENTARY SCHOOL
10011 PORTAGE RD.
PORTAGE, MI 49002

MOORSBRIDGE ELEMENTARY SCHOOL
7631 MOORSBRIDGE RD.
PORTAGE, MI 49024

PORTAGE COMMUNITY EDUCATION CENTER
1010 W. MILHAM AVE.
PORTAGE, MI 49024

12TH STREET ELEMENTARY SCHOOL
6501 S. 12TH ST.
PORTAGE, MI 49024

WOODLAND ELEMENTARY SCHOOL
1401 WOODLAND AVE.
PORTAGE, MI 49024

PROJECT TITLE
VIDEO SURVEILLANCE UPGRADES 2021

OWNER
PORTAGE PUBLIC SCHOOLS

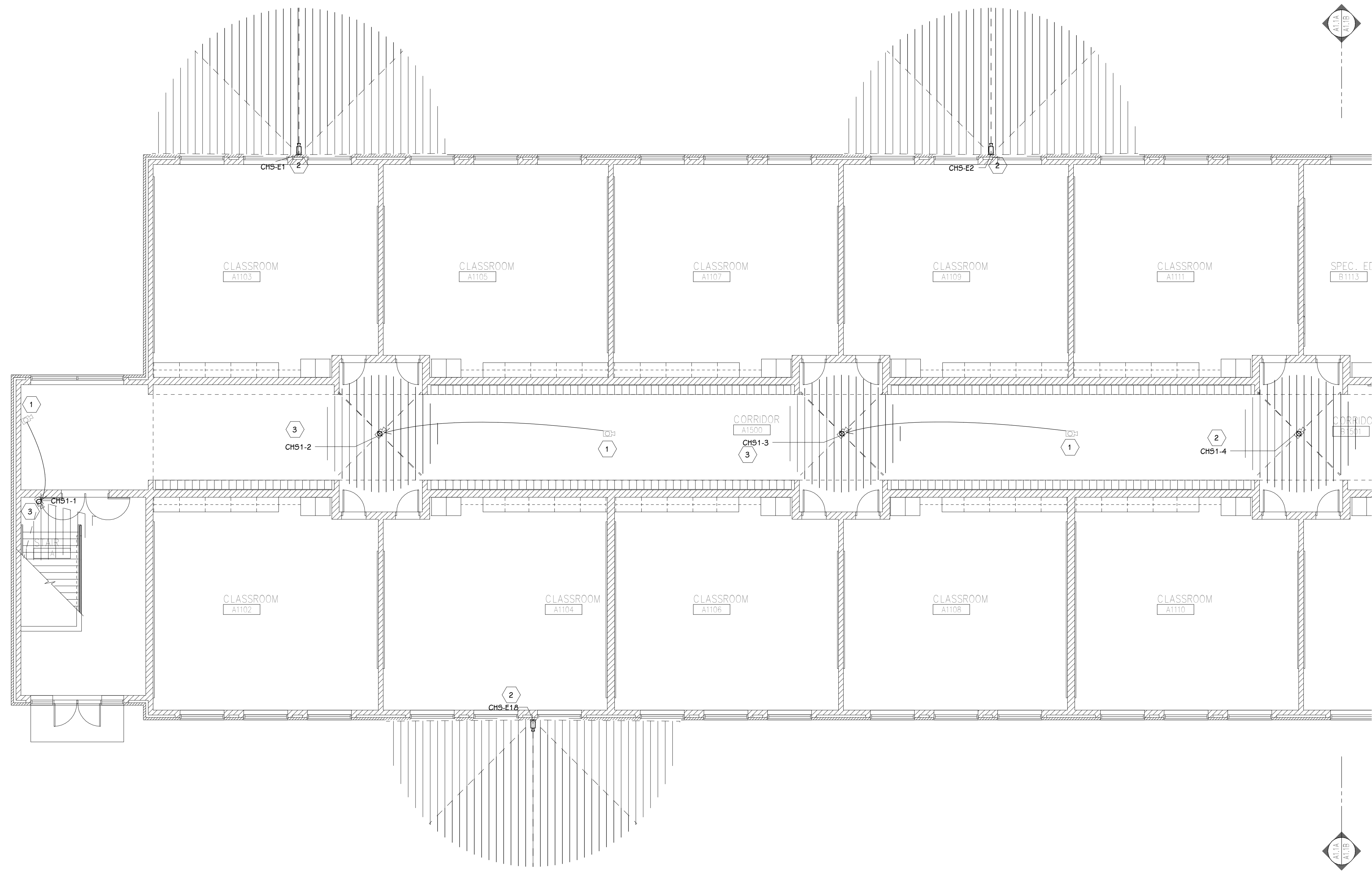
Portage, Michigan

SHEET TITLE
COVER SHEET

DATE
JULY 28, 2021

SHEET NUMBER
G 001
21-150.00

FIRST FLOOR TECHNOLOGY PLAN - UNIT A
1/8" = 1'-0"



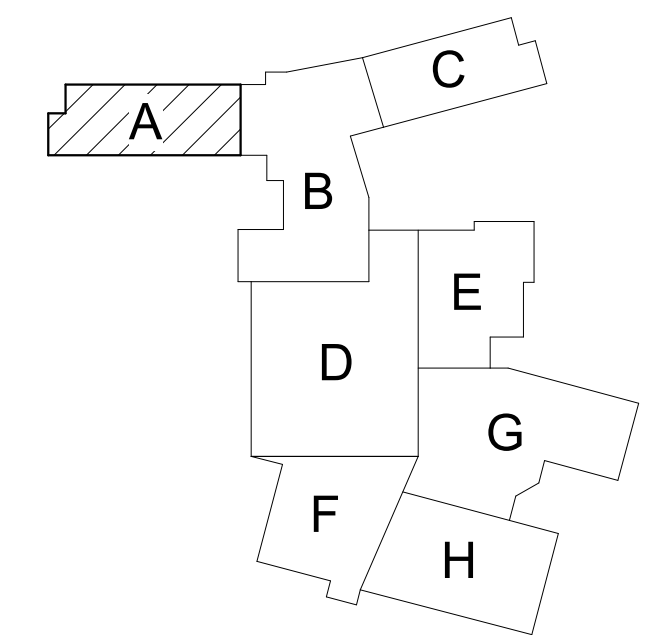
GENERAL TECHNOLOGY NOTES

- 1 TECHNOLOGY CONTRACTOR SHALL BE RESPONSIBLE FOR ALL CUTTING AND PATCHING REQUIRED FOR NEW WORK OR WHERE DEVICES ARE REMOVED AND NOT REPLACED.
- 2 TECHNOLOGY CONTRACTOR SHALL COORDINATE WITH G SERIES SHEETS DEVICE COORDINATION DETAIL. DEVICES ARE TO ALIGN VERTICALLY AND HORIZONTALLY AND FOLLOW THE RULES OF THIS DETAIL CONSISTENTLY. A PRE-INSTALL DEVICE COORDINATION MEETING FOR DEVICE FINISHES AND LAYOUT MAY BE REQUIRED IN THE SPECIFICATION FOR THIS PROJECT.
- 3 REFER TO TECHNOLOGY, ELECTRICAL AND ARCHITECTURAL DETAILS AND ELEVATIONS FOR SYMBOL INFORMATION AND ELEVATION DETAIL.
- 4 DEVICES AND EQUIPMENT SHOWN DASHED OR WITH AN "X" ARE TO BE REMOVED. FIXTURES, DEVICES AND EQUIPMENT SHOWN LIGHTLY OR WITH AN "E" ARE EXISTING TO REMAIN UNDISTURBED.
- 5 DEVICES SHOWN WITH AN "R" ARE EXISTING TO BE REPLACED WITH NEW DEVICE AND COVERPLATE.
- 6 TEMPORARILY SUPPORT EXISTING CEILING DEVICES TO REMAIN IN EXISTING CEILINGS TO BE REPLACED. REINSTALL DEVICES INTO NEW CEILING.
- 7 CONTRACTOR SHALL BE RESPONSIBLE FOR PROJECT PHASING. TEMPORARY WIRING TO KEEP SYSTEMS RUNNING SHALL BE PROVIDED AS REQUIRED WHILE BUILDING IS OCCUPIED BETWEEN PHASES OF CONSTRUCTION.

TECHNOLOGY KEYED NOTES

- 1 REMOVE CAMERA DEVICE AND PROVIDE TO OWNER. RELOCATE EXISTING DATA CABLE TO NEW CAMERA LOCATION. INSTALL NEW ACOUSTIC CEILING TILE (BY OWNER) OR PAINT AND PATCH WALL OR CEILING (MATCH PAINT WITH OWNER) AS APPLICABLE.
- 2 REPLACE EXISTING CAMERA DEVICE WITH NEW DEVICE AT THIS LOCATION AS SPECIFIED. PROVIDE EXISTING DEVICE TO OWNER.
- 3 NEW DEVICE AT THIS LOCATION. RELOCATE EXISTING DATA CABLE FROM ORIGINAL LOCATION AS INDICATED.
- 4 NEW DEVICE AT THIS LOCATION. NEW DATA DROP TO BE PROVIDED BY OTHERS.
- 5 REMOVE CAMERA DEVICE AND PROVIDE TO OWNER. DATA DROP TO BE DEMOLISHED BACK TO SOURCE, BY OTHERS.
- 6 EXISTING DEVICE TO REMAIN.

PPS CAMERA UPGRADES 2021



KEY PLAN
SCALE: NO SCALE

ISSUED FOR DATE

PROJECT TITLE
VIDEO SURVEILLANCE UPGRADES 2021

OWNER
PORTAGE PUBLIC SCHOOLS

Portage, Michigan

SHEET TITLE
PCHS - FIRST FLOOR TECHNOLOGY
PLAN - UNIT A

SHEET NUMBER
T 101A
21-150.00

DATE
JULY 28, 2021



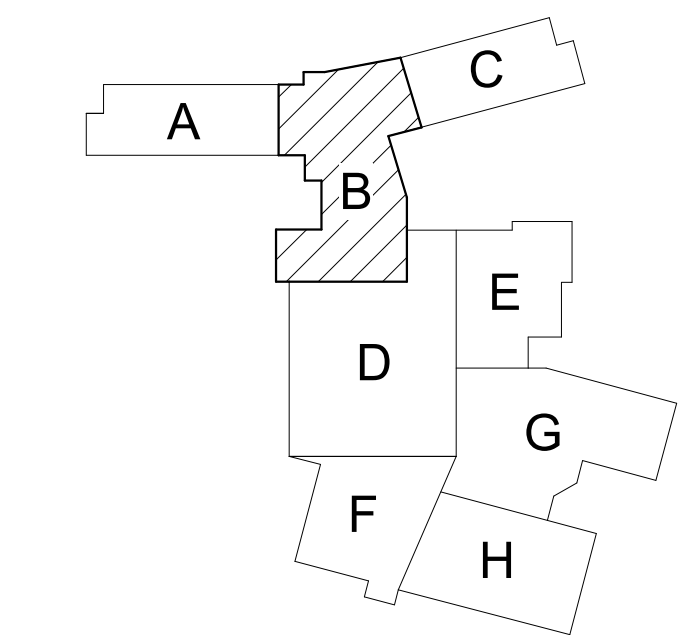
GENERAL TECHNOLOGY NOTES

- 1 TECHNOLOGY CONTRACTOR SHALL BE RESPONSIBLE FOR ALL CUTTING AND PATCHING REQUIRED FOR NEW WORK OR WHERE DEVICES ARE REMOVED AND NOT REPLACED.
- 2 TECHNOLOGY CONTRACTOR SHALL COORDINATE WITH G SERIES SHEETS DEVICE COORDINATION DETAIL. DEVICES ARE TO ALIGN VERTICALLY AND HORIZONTALLY AND FOLLOW THE RULES OF THIS DETAIL CONSISTENTLY. A PRE-INSTALL DEVICE COORDINATION MEETING FOR DEVICE FINISHES AND LAYOUT MAY BE REQUIRED IN THE SPECIFICATION FOR THIS PROJECT.
- 3 REFER TO TECHNOLOGY, ELECTRICAL AND ARCHITECTURAL DETAILS AND ELEVATIONS FOR SYMBOL INFORMATION AND ELEVATION DETAIL.
- 4 DEVICES AND EQUIPMENT SHOWN DASHED OR WITH AN "X" ARE TO BE REMOVED. FIXTURES, DEVICES AND EQUIPMENT SHOWN LIGHTLY OR WITH AN "E" ARE EXISTING TO REMAIN UNDISTURBED.
- 5 DEVICES SHOWN WITH AN "R" ARE EXISTING TO BE REPLACED WITH NEW DEVICE AND COVERPLATE.
- 6 TEMPORARILY SUPPORT EXISTING CEILING DEVICES TO REMAIN IN EXISTING CEILINGS TO BE REPLACED. REINSTALL DEVICES INTO NEW CEILING.
- 7 CONTRACTOR SHALL BE RESPONSIBLE FOR PROJECT PHASING. TEMPORARY WIRING TO KEEP SYSTEMS RUNNING SHALL BE PROVIDED AS REQUIRED WHILE BUILDING IS OCCUPIED BETWEEN PHASES OF CONSTRUCTION.

TECHNOLOGY KEYED NOTES

- 1 REMOVE CAMERA DEVICE AND PROVIDE TO OWNER. RELOCATE EXISTING DATA CABLE TO NEW CAMERA LOCATION. INSTALL NEW ACOUSTIC CEILING TILE (BY OWNER) OR PAINT AND PATCH WALL OR CEILING (MATCH PAINT WITH OWNER) AS APPLICABLE.
- 2 REPLACE EXISTING CAMERA DEVICE WITH NEW DEVICE AT THIS LOCATION AS SPECIFIED. PROVIDE EXISTING DEVICE TO OWNER.
- 3 NEW DEVICE AT THIS LOCATION. RELOCATE EXISTING DATA CABLE FROM ORIGINAL LOCATION AS INDICATED.
- 4 NEW DEVICE AT THIS LOCATION. NEW DATA DROP TO BE PROVIDED BY OTHERS.
- 5 REMOVE CAMERA DEVICE AND PROVIDE TO OWNER. DATA DROP TO BE DEMOLISHED BACK TO SOURCE, BY OTHERS.
- 6 EXISTING DEVICE TO REMAIN.

PPS CAMERA UPGRADES 2021



KEY PLAN
SCALE: NO SCALE

TowerPinkster
Architecture · Engineering · Interiors

4 East Fulton Street, Suite 200
242 East Kalamazoo Avenue, Suite 100
Portage, Michigan 49782
Phone: 616.456.9844, Fax: 616.456.5808, Cell: 269.343.6133
towerpinkster.com

ISSUED FOR: _____ DATE: _____

PROJECT TITLE: VIDEO SURVEILLANCE UPGRADES 2021

OWNER: PORTAGE PUBLIC SCHOOLS

Portage, Michigan

SHEET TITLE: PCHS - FIRST FLOOR TECHNOLOGY PLAN - UNIT B

DATE: JULY 28, 2021

SHEET NUMBER: **T 101B**

21-150.00



FIRST FLOOR TECHNOLOGY PLAN - UNIT C
1/8" = 1'-0"

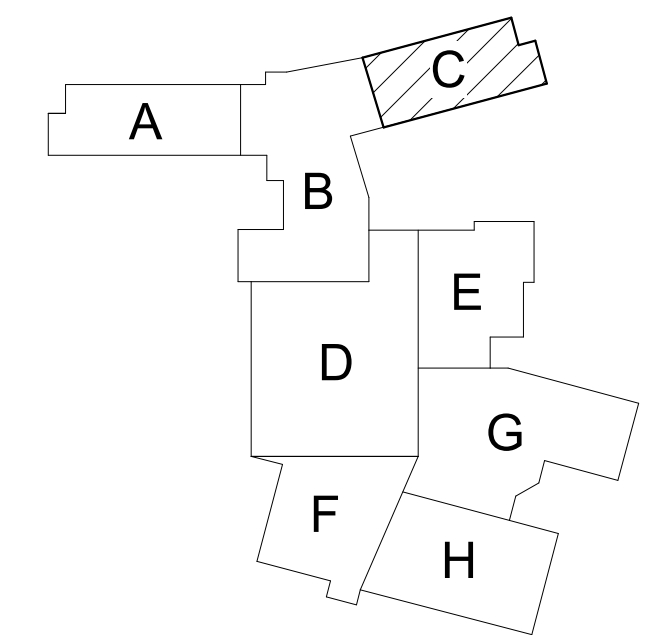
GENERAL TECHNOLOGY NOTES

- 1 TECHNOLOGY CONTRACTOR SHALL BE RESPONSIBLE FOR ALL CUTTING AND PATCHING REQUIRED FOR NEW WORK OR WHERE DEVICES ARE REMOVED AND NOT REPLACED.
- 2 TECHNOLOGY CONTRACTOR SHALL COORDINATE WITH G SERIES SHEETS DEVICE COORDINATION DETAIL. DEVICES ARE TO ALIGN VERTICALLY AND HORIZONTALLY AND FOLLOW THE RULES OF THIS DETAIL CONSISTENTLY. A PRE-INSTALL DEVICE COORDINATION MEETING FOR DEVICE FINISHES AND LAYOUT MAY BE REQUIRED IN THE SPECIFICATION FOR THIS PROJECT.
- 3 REFER TO TECHNOLOGY, ELECTRICAL AND ARCHITECTURAL DETAILS AND ELEVATIONS FOR SYMBOL INFORMATION AND ELEVATION DETAIL.
- 4 DEVICES AND EQUIPMENT SHOWN DASHED OR WITH AN "X" ARE TO BE REMOVED. FIXTURES, DEVICES AND EQUIPMENT SHOWN LIGHTLY OR WITH AN "E" ARE EXISTING TO REMAIN UNDISTURBED.
- 5 DEVICES SHOWN WITH AN "R" ARE EXISTING TO BE REPLACED WITH NEW DEVICE AND COVERPLATE.
- 6 TEMPORARILY SUPPORT EXISTING CEILING DEVICES TO REMAIN IN EXISTING CEILINGS TO BE REPLACED. REINSTALL DEVICES INTO NEW CEILING.
- 7 CONTRACTOR SHALL BE RESPONSIBLE FOR PROJECT PHASING. TEMPORARY WIRING TO KEEP SYSTEMS RUNNING SHALL BE PROVIDED AS REQUIRED WHILE BUILDING IS OCCUPIED BETWEEN PHASES OF CONSTRUCTION.

TECHNOLOGY KEYED NOTES

- 1 REMOVE CAMERA DEVICE AND PROVIDE TO OWNER. RELOCATE EXISTING DATA CABLE TO NEW CAMERA LOCATION. INSTALL NEW ACOUSTIC CEILING TILE (BY OWNER) OR PAINT AND PATCH WALL OR CEILING (MATCH PAINT WITH OWNER) AS APPLICABLE.
- 2 REPLACE EXISTING CAMERA DEVICE WITH NEW DEVICE AT THIS LOCATION AS SPECIFIED. PROVIDE EXISTING DEVICE TO OWNER.
- 3 NEW DEVICE AT THIS LOCATION. RELOCATE EXISTING DATA CABLE FROM ORIGINAL LOCATION AS INDICATED.
- 4 NEW DEVICE AT THIS LOCATION. NEW DATA DROP TO BE PROVIDED BY OTHERS.
- 5 REMOVE CAMERA DEVICE AND PROVIDE TO OWNER. DATA DROP TO BE DEMOLISHED BACK TO SOURCE, BY OTHERS.
- 6 EXISTING DEVICE TO REMAIN.

PPS CAMERA UPGRADES 2021



KEY PLAN
SCALE: NO SCALE

ISSUED FOR DATE

PROJECT TITLE
VIDEO SURVEILLANCE UPGRADES 2021

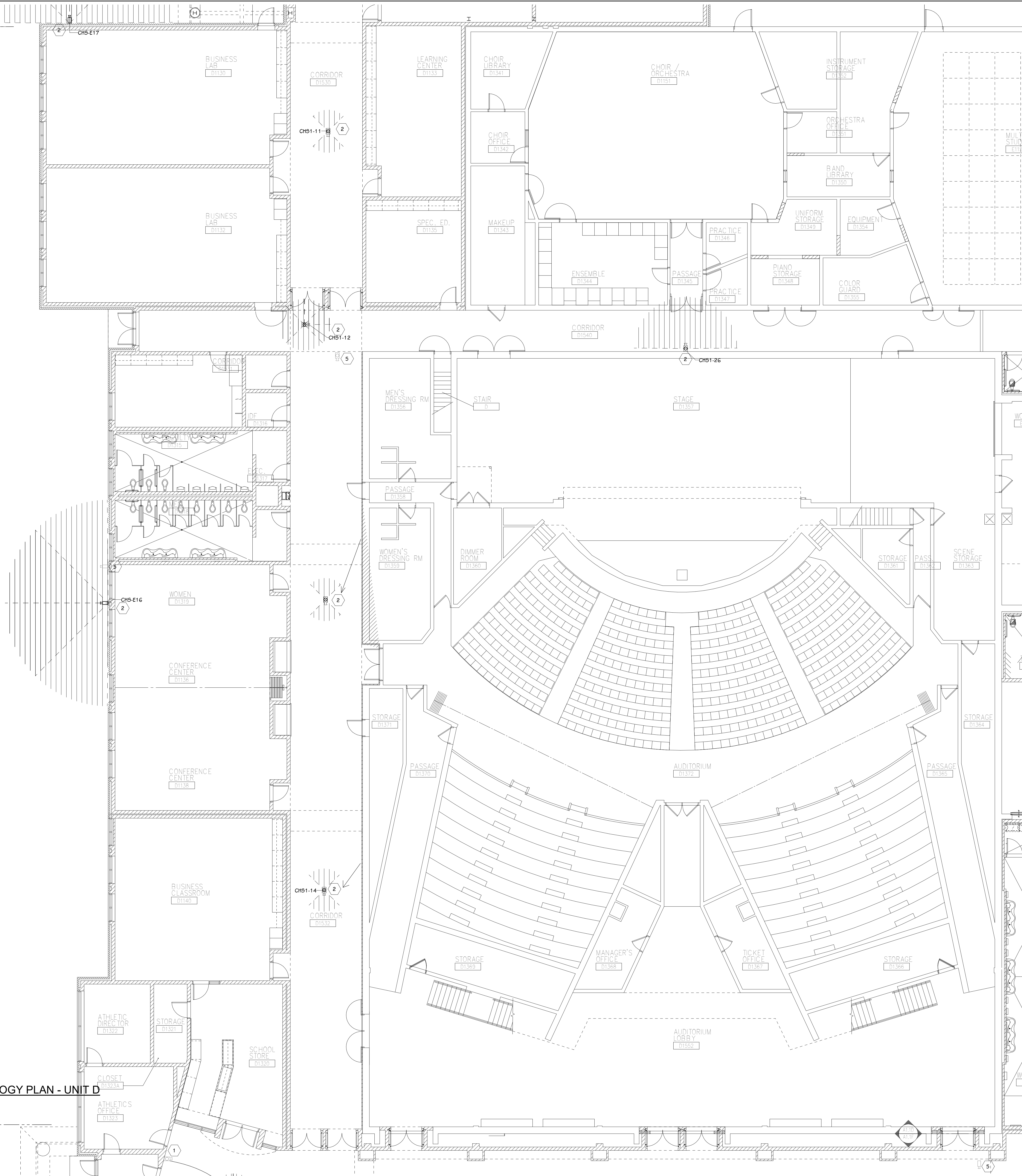
OWNER
PORTAGE PUBLIC SCHOOLS

Portage, Michigan

SHEET TITLE
PCHS - FIRST FLOOR TECHNOLOGY
PLAN - UNIT C

SHEET NUMBER
T-101C
21-150.00

DATE
JULY 28, 2021



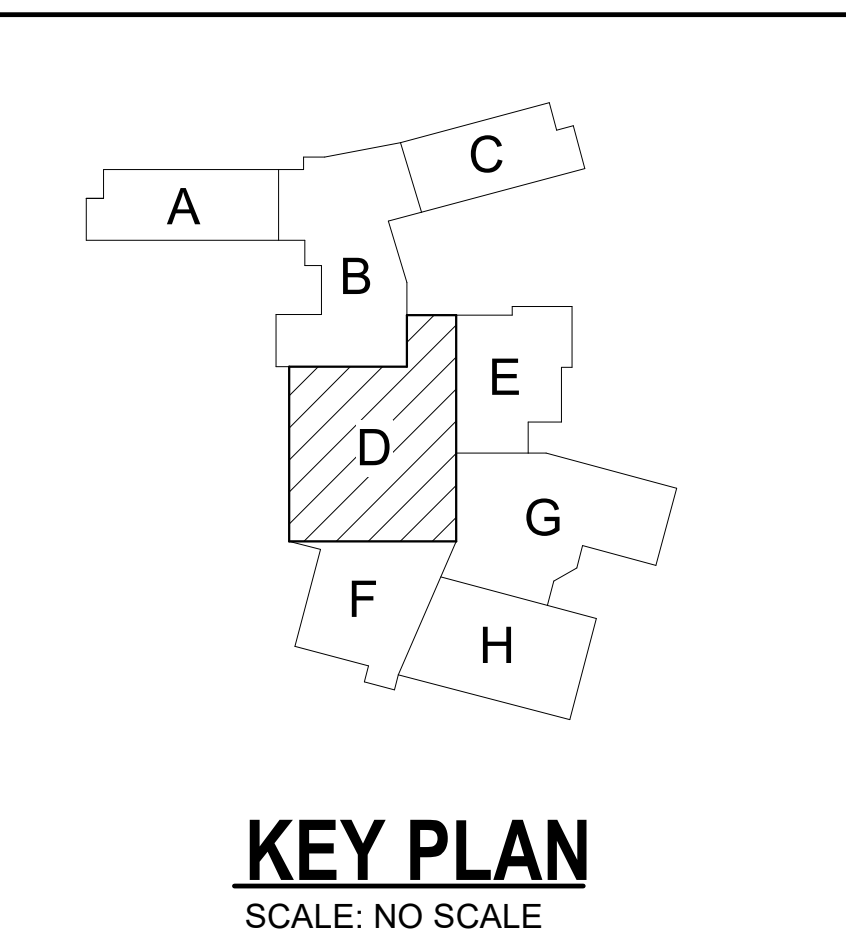
GENERAL TECHNOLOGY NOTES

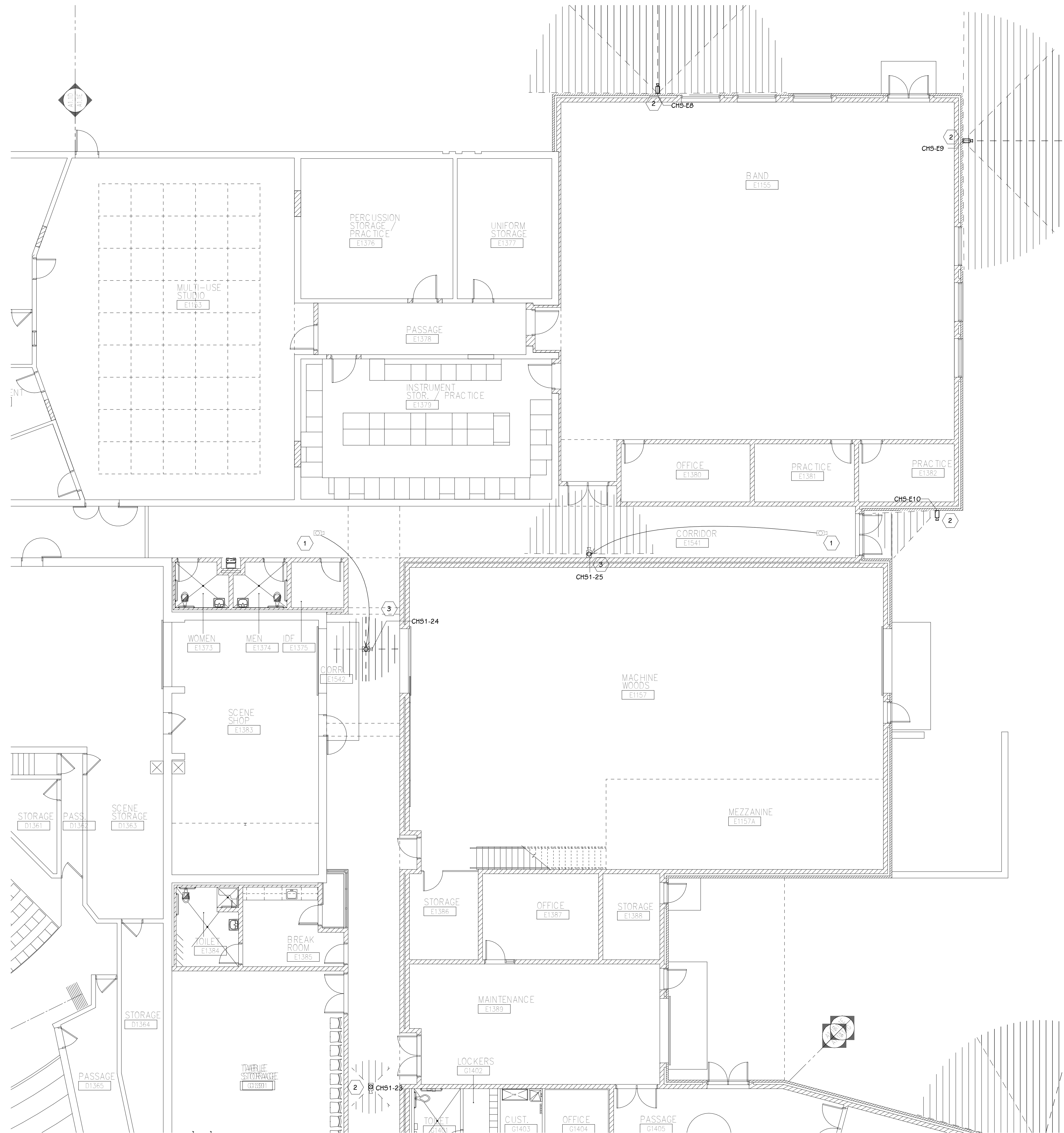
1. TECHNOLOGY CONTRACTOR SHALL BE RESPONSIBLE FOR ALL CUTTING AND PATCHING REQUIRED FOR NEW WORK OR WHERE DEVICES ARE REMOVED AND NOT REPLACED.
2. TECHNOLOGY CONTRACTOR SHALL COORDINATE WITH G SERIES SHEETS DEVICE COORDINATION DETAIL. DEVICES ARE TO ALIGN VERTICALLY AND HORIZONTALLY AND FOLLOW THE RULES OF THIS DETAIL CONSISTENTLY. A PRE-INSTALL DEVICE COORDINATION MEETING FOR DEVICE FINISHES AND LAYOUT MAY BE REQUIRED IN THE SPECIFICATION FOR THIS PROJECT.
3. REFER TO TECHNOLOGY, ELECTRICAL AND ARCHITECTURAL DETAILS AND ELEVATIONS FOR SYMBOL INFORMATION AND ELEVATION DETAIL.
4. DEVICES AND EQUIPMENT SHOWN DASHED OR WITH AN "X" ARE TO BE REMOVED. FIXTURES, DEVICES AND EQUIPMENT SHOWN LIGHTLY OR WITH AN "E" ARE EXISTING TO REMAIN UNDISTURBED.
5. DEVICES SHOWN WITH AN "R" ARE EXISTING TO BE REPLACED WITH NEW DEVICE AND COVERPLATE.
6. TEMPORARILY SUPPORT EXISTING CEILING DEVICES TO REMAIN IN EXISTING CEILINGS TO BE REPLACED. REINSTALL DEVICES INTO NEW CEILING.
7. CONTRACTOR SHALL BE RESPONSIBLE FOR PROJECT PHASING. TEMPORARY WIRING TO KEEP SYSTEMS RUNNING SHALL BE PROVIDED AS REQUIRED WHILE BUILDING IS OCCUPIED BETWEEN PHASES OF CONSTRUCTION.

TECHNOLOGY KEYED NOTES

1. REMOVE CAMERA DEVICE AND PROVIDE TO OWNER. RELOCATE EXISTING DATA CABLE TO NEW CAMERA LOCATION. INSTALL NEW ACOUSTIC CEILING TILE (BY OWNER) OR PAINT AND PATCH WALL OR CEILING (MATCH PAINT WITH OWNER) AS APPLICABLE.
2. REPLACE EXISTING CAMERA DEVICE WITH NEW DEVICE AT THIS LOCATION AS SPECIFIED. PROVIDE EXISTING DEVICE TO OWNER.
3. NEW DEVICE AT THIS LOCATION. RELOCATE EXISTING DATA CABLE FROM ORIGINAL LOCATION AS INDICATED.
4. NEW DEVICE AT THIS LOCATION. NEW DATA DROP TO BE PROVIDED BY OTHERS.
5. REMOVE CAMERA DEVICE AND PROVIDE TO OWNER. DATA DROP TO BE DEMOLISHED BACK TO SOURCE, BY OTHERS.
6. EXISTING DEVICE TO REMAIN.

PPS CAMERA UPGRADES 2021





FIRST FLOOR TECHNOLOGY PLAN - UNIT E
1/8" = 1'-0"

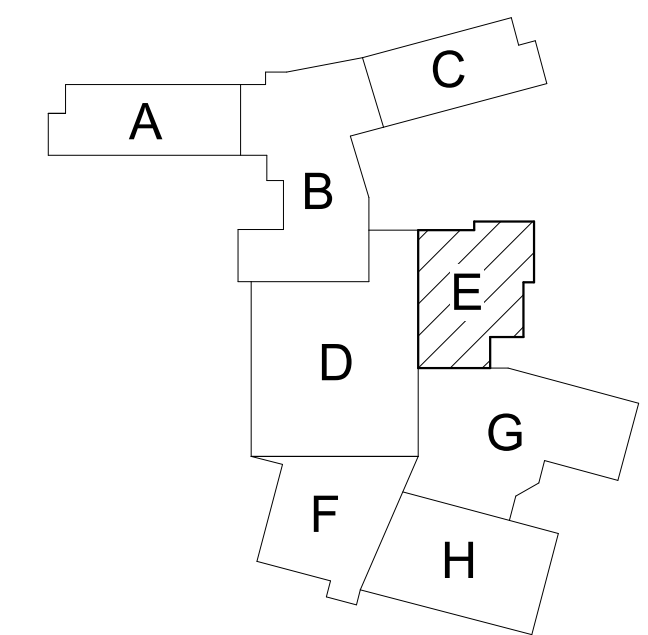
GENERAL TECHNOLOGY NOTES

- 1 TECHNOLOGY CONTRACTOR SHALL BE RESPONSIBLE FOR ALL CUTTING AND PATCHING REQUIRED FOR NEW WORK OR WHERE DEVICES ARE REMOVED AND NOT REPLACED.
- 2 TECHNOLOGY CONTRACTOR SHALL COORDINATE WITH G SERIES SHEETS DEVICE COORDINATION DETAIL. DEVICES ARE TO ALIGN VERTICALLY AND HORIZONTALLY AND FOLLOW THE RULES OF THIS DETAIL CONSISTENTLY. A PRE-INSTALL DEVICE COORDINATION MEETING FOR DEVICE FINISHES AND LAYOUT MAY BE REQUIRED IN THE SPECIFICATION FOR THIS PROJECT.
- 3 REFER TO TECHNOLOGY, ELECTRICAL AND ARCHITECTURAL DETAILS AND ELEVATIONS FOR SYMBOL INFORMATION AND ELEVATION DETAIL.
- 4 DEVICES AND EQUIPMENT SHOWN DASHED OR WITH AN "X" ARE TO BE REMOVED. FIXTURES, DEVICES AND EQUIPMENT SHOWN LIGHTLY OR WITH AN "E" ARE EXISTING TO REMAIN UNDISTURBED.
- 5 DEVICES SHOWN WITH AN "R" ARE EXISTING TO BE REPLACED WITH NEW DEVICE AND COVERPLATE.
- 6 TEMPORARILY SUPPORT EXISTING CEILING DEVICES TO REMAIN IN EXISTING CEILINGS TO BE REPLACED. REINSTALL DEVICES INTO NEW CEILING.
- 7 CONTRACTOR SHALL BE RESPONSIBLE FOR PROJECT PHASING. TEMPORARY WIRING TO KEEP SYSTEMS RUNNING SHALL BE PROVIDED AS REQUIRED WHILE BUILDING IS OCCUPIED BETWEEN PHASES OF CONSTRUCTION.

TECHNOLOGY KEYED NOTES

- 1 REMOVE CAMERA DEVICE AND PROVIDE TO OWNER. RELOCATE EXISTING DATA CABLE TO NEW CAMERA LOCATION. INSTALL NEW ACOUSTIC CEILING TILE (BY OWNER) OR PAINT AND PATCH WALL OR CEILING (MATCH PAINT WITH OWNER) AS APPLICABLE.
- 2 REPLACE EXISTING CAMERA DEVICE WITH NEW DEVICE AT THIS LOCATION AS SPECIFIED. PROVIDE EXISTING DEVICE TO OWNER.
- 3 NEW DEVICE AT THIS LOCATION. RELOCATE EXISTING DATA CABLE FROM ORIGINAL LOCATION AS INDICATED.
- 4 NEW DEVICE AT THIS LOCATION. NEW DATA DROP TO BE PROVIDED BY OTHERS.
- 5 REMOVE CAMERA DEVICE AND PROVIDE TO OWNER. DATA DROP TO BE DEMOLISHED BACK TO SOURCE, BY OTHERS.
- 6 EXISTING DEVICE TO REMAIN.

PPS CAMERA UPGRADES 2021



KEY PLAN
SCALE: NO SCALE

ISSUED FOR DATE

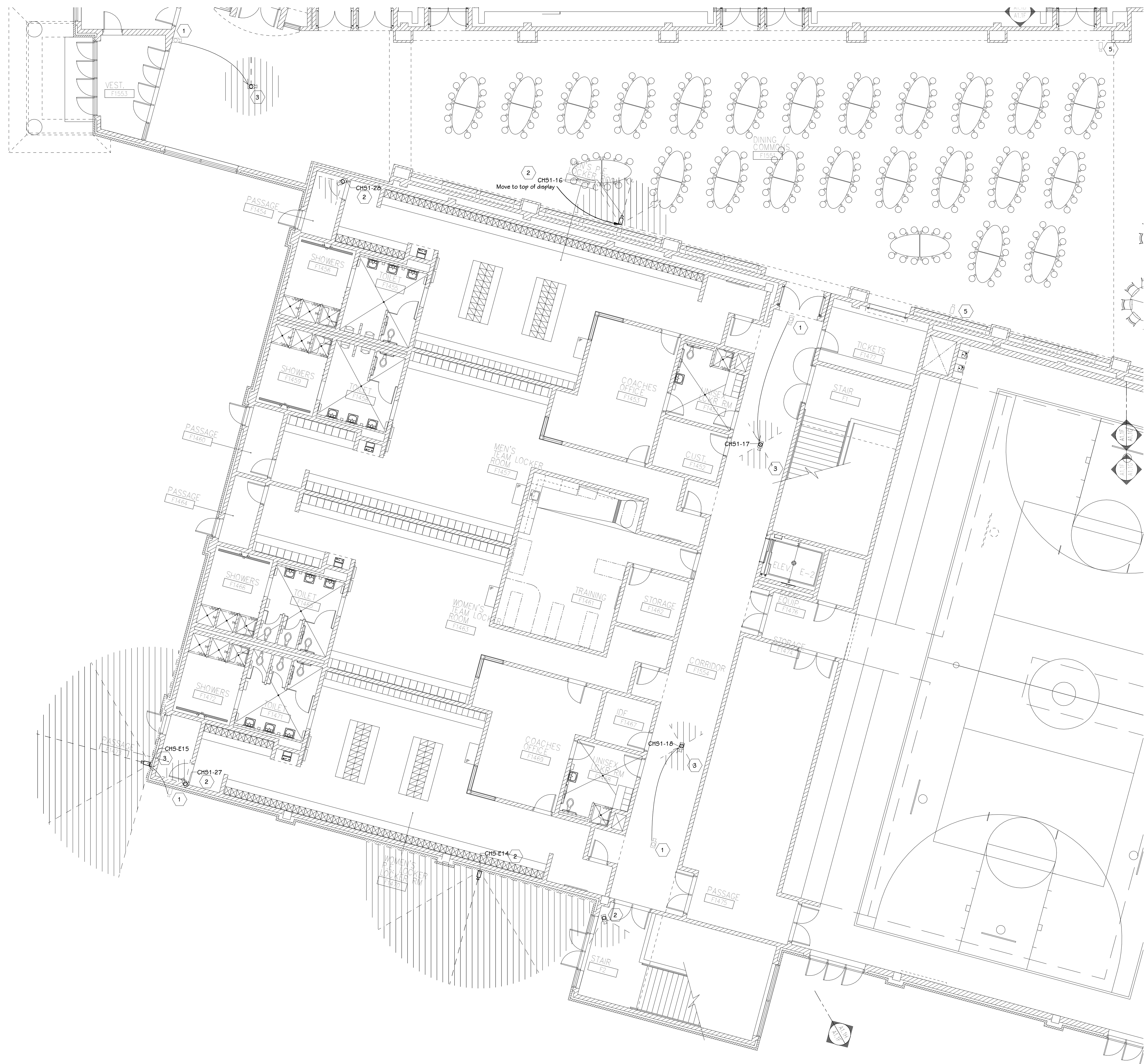
PROJECT TITLE
VIDEO SURVEILLANCE UPGRADES 2021

OWNER
PORTAGE PUBLIC SCHOOLS

Portage, Michigan

SHEET TITLE
PCHS - FIRST FLOOR TECHNOLOGY
PLAN - UNIT E

SHEET NUMBER
T 101E
DATE
JULY 28, 2021
21-150.00



FIRST FLOOR TECHNOLOGY PLAN - UNIT F
1/8" = 1'-0"

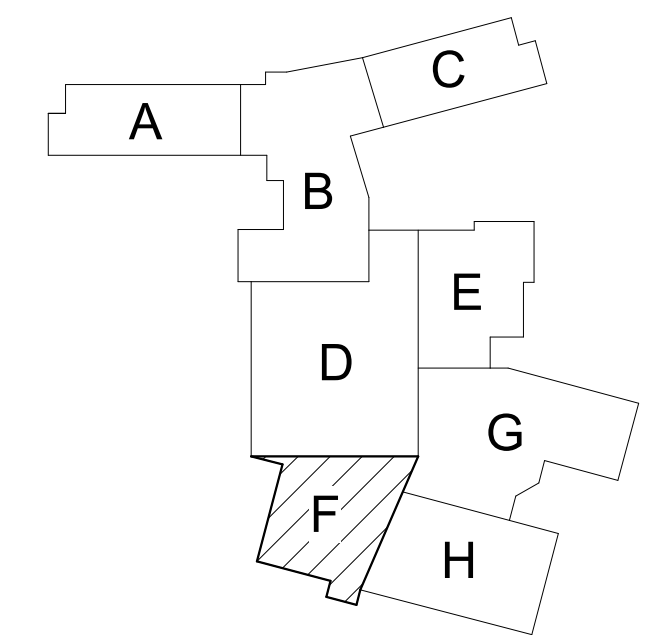
GENERAL TECHNOLOGY NOTES

1. TECHNOLOGY CONTRACTOR SHALL BE RESPONSIBLE FOR ALL CUTTING AND PATCHING REQUIRED FOR NEW WORK OR WHERE DEVICES ARE REMOVED AND NOT REPLACED.
2. TECHNOLOGY CONTRACTOR SHALL COORDINATE WITH G SERIES SHEETS DEVICE COORDINATION DETAIL. DEVICES ARE TO ALIGN VERTICALLY AND HORIZONTALLY AND FOLLOW THE RULES OF THIS DETAIL CONSISTENTLY. A PRE-INSTALL DEVICE COORDINATION MEETING FOR DEVICE FINISHES AND LAYOUT MAY BE REQUIRED IN THE SPECIFICATION FOR THIS PROJECT.
3. REFER TO TECHNOLOGY, ELECTRICAL AND ARCHITECTURAL DETAILS AND ELEVATIONS FOR SYMBOL INFORMATION AND ELEVATION DETAIL.
4. DEVICES AND EQUIPMENT SHOWN DASHED OR WITH AN "X" ARE TO BE REMOVED. FIXTURES, DEVICES AND EQUIPMENT SHOWN LIGHTLY OR WITH AN "E" ARE EXISTING TO REMAIN UNDISTURBED.
5. DEVICES SHOWN WITH AN "R" ARE EXISTING TO BE REPLACED WITH NEW DEVICE AND COVERPLATE.
6. TEMPORARILY SUPPORT EXISTING CEILING DEVICES TO REMAIN IN EXISTING CEILINGS TO BE REPLACED. REINSTALL DEVICES INTO NEW CEILING.
7. CONTRACTOR SHALL BE RESPONSIBLE FOR PROJECT PHASING. TEMPORARY WIRING TO KEEP SYSTEMS RUNNING SHALL BE PROVIDED AS REQUIRED WHILE BUILDING IS OCCUPIED BETWEEN PHASES OF CONSTRUCTION.

TECHNOLOGY KEYED NOTES

1. REMOVE CAMERA DEVICE AND PROVIDE TO OWNER. RELOCATE EXISTING DATA CABLE TO NEW CAMERA LOCATION. INSTALL NEW ACOUSTIC CEILING TILE (BY OWNER) OR PAINT AND PATCH WALL OR CEILING (MATCH PAINT WITH OWNER) AS APPLICABLE.
2. REPLACE EXISTING CAMERA DEVICE WITH NEW DEVICE AT THIS LOCATION AS SPECIFIED. PROVIDE EXISTING DEVICE TO OWNER.
3. NEW DEVICE AT THIS LOCATION. RELOCATE EXISTING DATA CABLE FROM ORIGINAL LOCATION AS INDICATED.
4. NEW DEVICE AT THIS LOCATION. NEW DATA DROP TO BE PROVIDED BY OTHERS.
5. REMOVE CAMERA DEVICE AND PROVIDE TO OWNER. DATA DROP TO BE DEMOLISHED BACK TO SOURCE, BY OTHERS.
6. EXISTING DEVICE TO REMAIN.

PPS CAMERA UPGRADES 2021



KEY PLAN
SCALE: NO SCALE

ISSUED FOR DATE

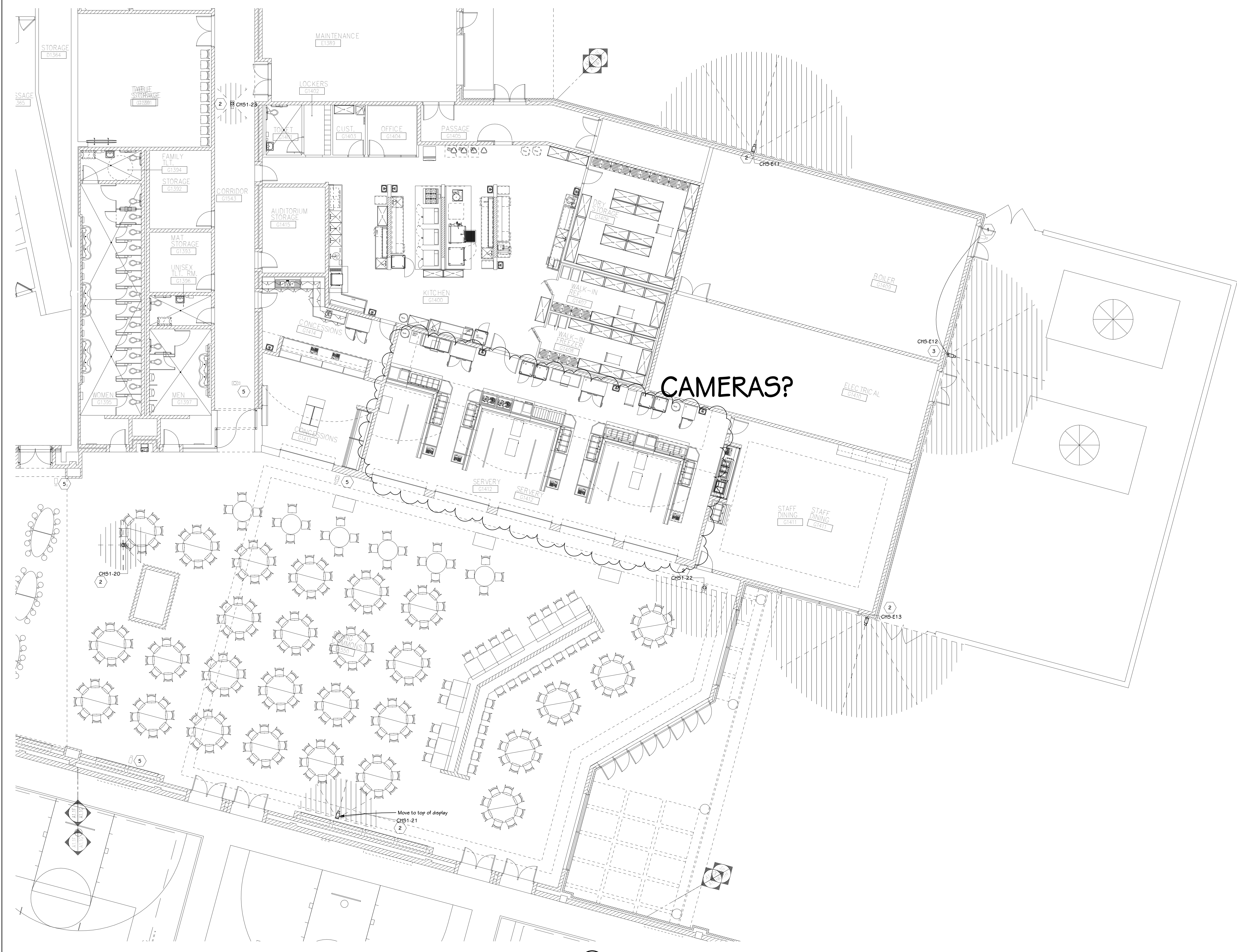
PROJECT TITLE
VIDEO SURVEILLANCE UPGRADES 2021

OWNER
PORTAGE PUBLIC SCHOOLS

SHEET TITLE
PCHS - FIRST FLOOR TECHNOLOGY
PLAN - UNIT F

Portage, Michigan

SHEET NUMBER
T 101F
DATE
JULY 28, 2021
SCALE
21-150.00



FIRST FLOOR TECHNOLOGY PLAN - UNIT G
1/8" = 1'-0"

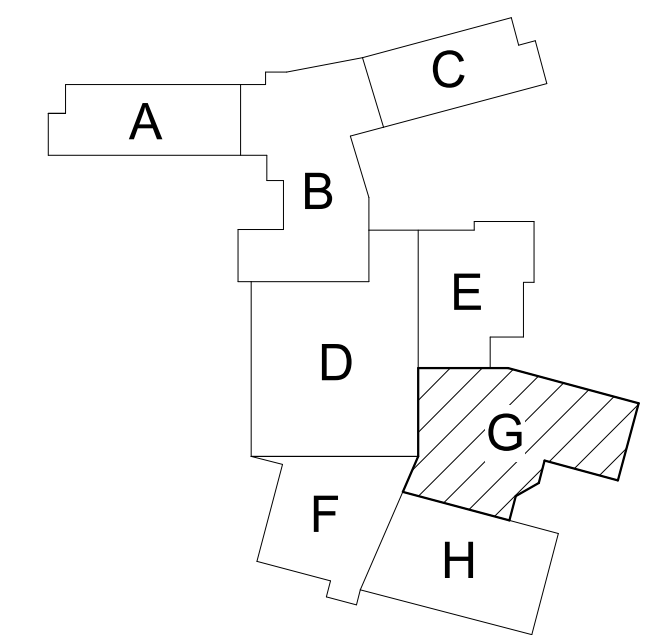
GENERAL TECHNOLOGY NOTES

- 1 TECHNOLOGY CONTRACTOR SHALL BE RESPONSIBLE FOR ALL CUTTING AND PATCHING REQUIRED FOR NEW WORK OR WHERE DEVICES ARE REMOVED AND NOT REPLACED.
- 2 TECHNOLOGY CONTRACTOR SHALL COORDINATE WITH G SERIES SHEETS DEVICE COORDINATION DETAIL. DEVICES ARE TO ALIGN VERTICALLY AND HORIZONTALLY AND FOLLOW THE RULES OF THIS DETAIL CONSISTENTLY. A PRE-INSTALL DEVICE COORDINATION MEETING FOR DEVICE FINISHES AND LAYOUT MAY BE REQUIRED IN THE SPECIFICATION FOR THIS PROJECT.
- 3 REFER TO TECHNOLOGY, ELECTRICAL AND ARCHITECTURAL DETAILS AND ELEVATIONS FOR SYMBOL INFORMATION AND ELEVATION DETAIL.
- 4 DEVICES AND EQUIPMENT SHOWN DASHED OR WITH AN "X" ARE TO BE REMOVED. FIXTURES, DEVICES AND EQUIPMENT SHOWN LIGHTLY OR WITH AN "E" ARE EXISTING TO REMAIN UNDISTURBED.
- 5 DEVICES SHOWN WITH AN "R" ARE EXISTING TO BE REPLACED WITH NEW DEVICE AND COVERPLATE.
- 6 TEMPORARILY SUPPORT EXISTING CEILING DEVICES TO REMAIN IN EXISTING CEILINGS TO BE REPLACED. REINSTALL DEVICES INTO NEW CEILING.
- 7 CONTRACTOR SHALL BE RESPONSIBLE FOR PROJECT PHASING. TEMPORARY WIRING TO KEEP SYSTEMS RUNNING SHALL BE PROVIDED AS REQUIRED WHILE BUILDING IS OCCUPIED BETWEEN PHASES OF CONSTRUCTION.

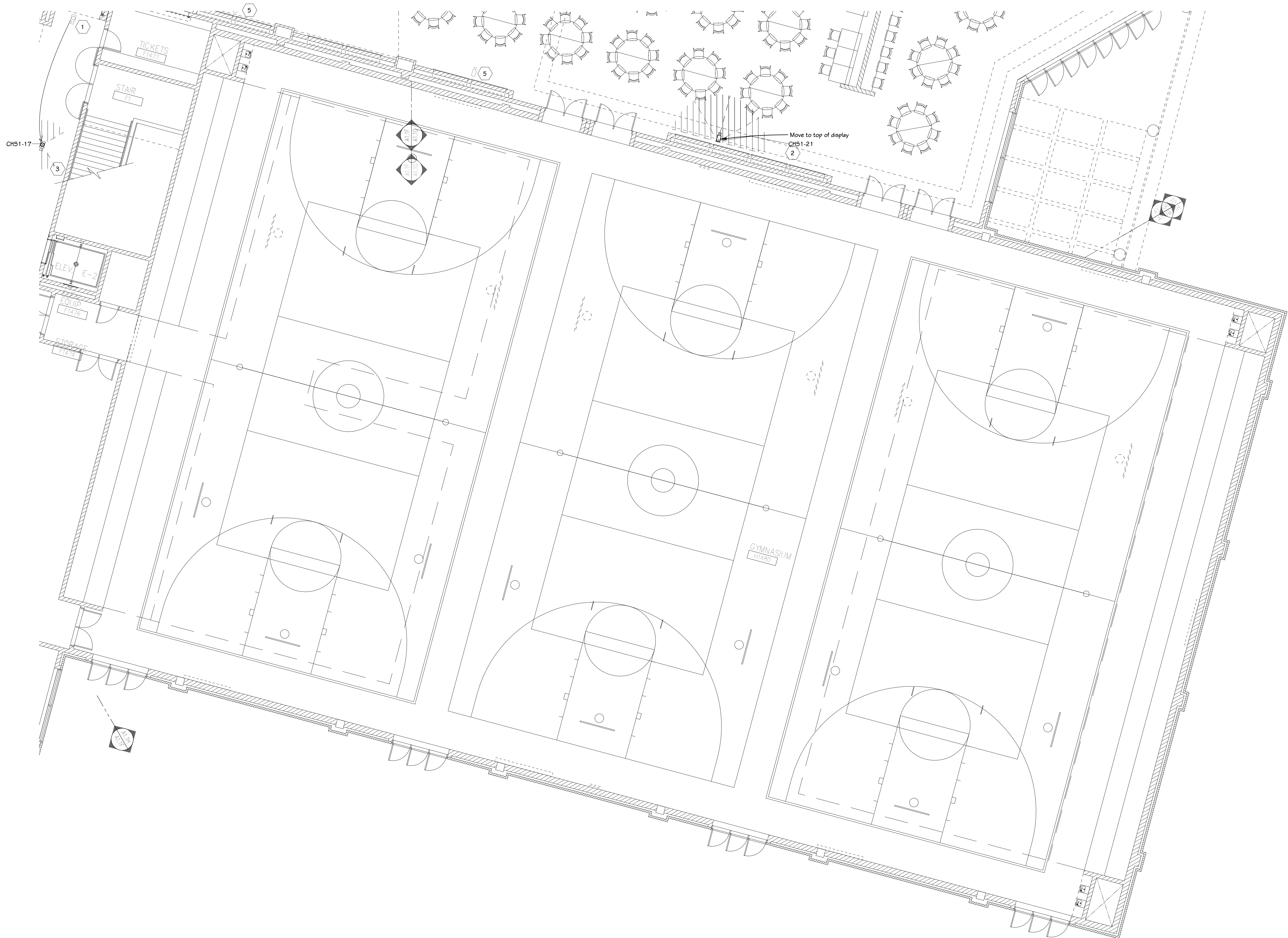
TECHNOLOGY KEYED NOTES

- 1 REMOVE CAMERA DEVICE AND PROVIDE TO OWNER. RELOCATE EXISTING DATA CABLE TO NEW CAMERA LOCATION. INSTALL NEW ACOUSTIC CEILING TILE (BY OWNER) OR PAINT AND PATCH WALL OR CEILING (MATCH PAINT WITH OWNER) AS APPLICABLE.
- 2 REPLACE EXISTING CAMERA DEVICE WITH NEW DEVICE AT THIS LOCATION AS SPECIFIED. PROVIDE EXISTING DEVICE TO OWNER.
- 3 NEW DEVICE AT THIS LOCATION. RELOCATE EXISTING DATA CABLE FROM ORIGINAL LOCATION AS INDICATED.
- 4 NEW DEVICE AT THIS LOCATION. NEW DATA DROP TO BE PROVIDED BY OTHERS.
- 5 REMOVE CAMERA DEVICE AND PROVIDE TO OWNER. DATA DROP TO BE DEMOLISHED BACK TO SOURCE, BY OTHERS.
- 6 EXISTING DEVICE TO REMAIN.

PPS CAMERA UPGRADES 2021



KEY PLAN
SCALE: NO SCALE



FIRST FLOOR TECHNOLOGY PLAN - UNIT H
1/8" = 1'-0"

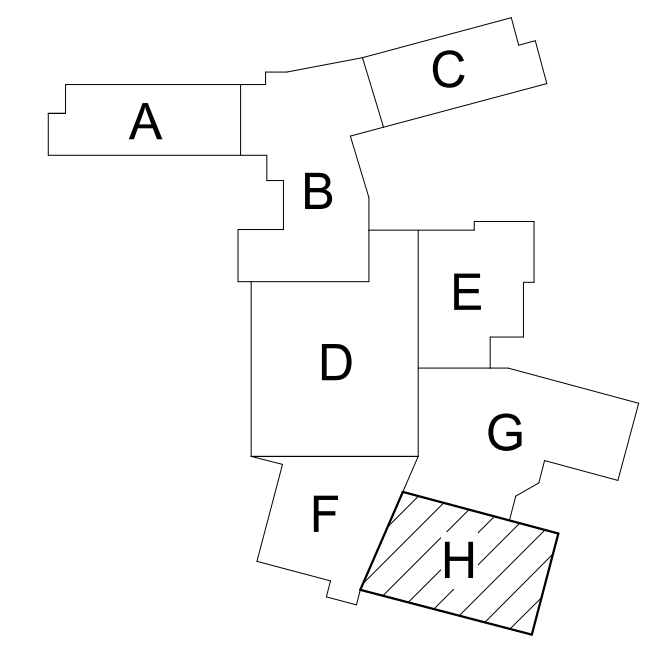
GENERAL TECHNOLOGY NOTES

- 1 TECHNOLOGY CONTRACTOR SHALL BE RESPONSIBLE FOR ALL CUTTING AND PATCHING REQUIRED FOR NEW WORK OR WHERE DEVICES ARE REMOVED AND NOT REPLACED.
- 2 TECHNOLOGY CONTRACTOR SHALL COORDINATE WITH G SERIES SHEETS DEVICE COORDINATION DETAIL. DEVICES ARE TO ALIGN VERTICALLY AND HORIZONTALLY AND FOLLOW THE RULES OF THIS DETAIL CONSISTENTLY. A PRE-INSTALL DEVICE COORDINATION MEETING FOR DEVICE FINISHES AND LAYOUT MAY BE REQUIRED IN THE SPECIFICATION FOR THIS PROJECT.
- 3 REFER TO TECHNOLOGY, ELECTRICAL AND ARCHITECTURAL DETAILS AND ELEVATIONS FOR SYMBOL INFORMATION AND ELEVATION DETAIL.
- 4 DEVICES AND EQUIPMENT SHOWN DASHED OR WITH AN "X" ARE TO BE REMOVED. FIXTURES, DEVICES AND EQUIPMENT SHOWN LIGHTLY OR WITH AN "E" ARE EXISTING TO REMAIN UNDISTURBED.
- 5 DEVICES SHOWN WITH AN "R" ARE EXISTING TO BE REPLACED WITH NEW DEVICE AND COVERPLATE.
- 6 TEMPORARILY SUPPORT EXISTING CEILING DEVICES TO REMAIN IN EXISTING CEILINGS TO BE REPLACED. REINSTALL DEVICES INTO NEW CEILING.
- 7 CONTRACTOR SHALL BE RESPONSIBLE FOR PROJECT PHASING. TEMPORARY WIRING TO KEEP SYSTEMS RUNNING SHALL BE PROVIDED AS REQUIRED WHILE BUILDING IS OCCUPIED BETWEEN PHASES OF CONSTRUCTION.

TECHNOLOGY KEYED NOTES

- 1 REMOVE CAMERA DEVICE AND PROVIDE TO OWNER. RELOCATE EXISTING DATA CABLE TO NEW CAMERA LOCATION. INSTALL NEW ACOUSTIC CEILING TILE (BY OWNER) OR PAINT AND PATCH WALL OR CEILING (MATCH PAINT WITH OWNER) AS APPLICABLE.
- 2 REPLACE EXISTING CAMERA DEVICE WITH NEW DEVICE AT THIS LOCATION AS SPECIFIED. PROVIDE EXISTING DEVICE TO OWNER.
- 3 NEW DEVICE AT THIS LOCATION. RELOCATE EXISTING DATA CABLE FROM ORIGINAL LOCATION AS INDICATED.
- 4 NEW DEVICE AT THIS LOCATION. NEW DATA DROP TO BE PROVIDED BY OTHERS.
- 5 REMOVE CAMERA DEVICE AND PROVIDE TO OWNER. DATA DROP TO BE DEMOLISHED BACK TO SOURCE, BY OTHERS.
- 6 EXISTING DEVICE TO REMAIN.

PPS CAMERA UPGRADES 2021



KEY PLAN
SCALE: NO SCALE

PROJECT TITLE
VIDEO SURVEILLANCE UPGRADES 2021

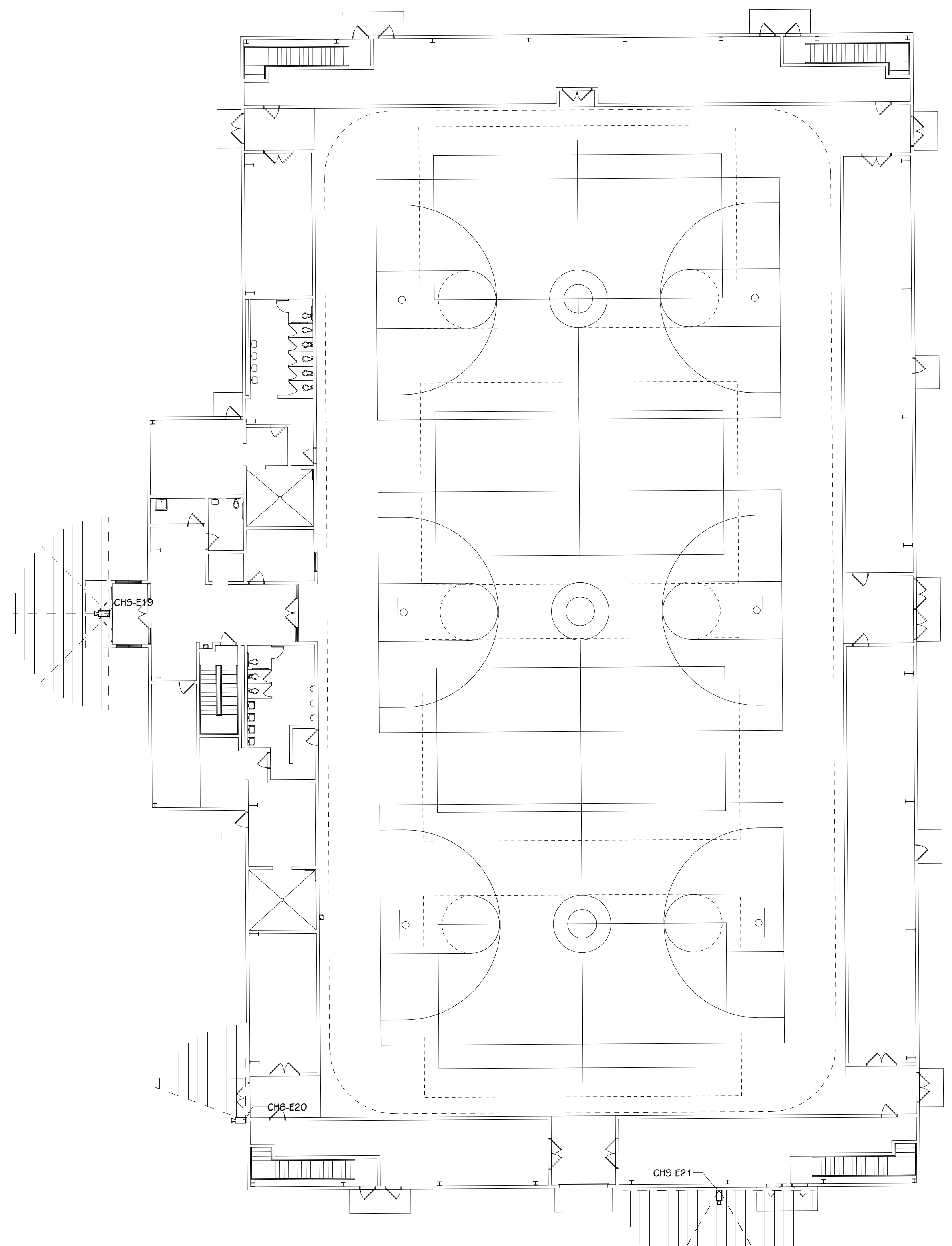
OWNER
PORTAGE PUBLIC SCHOOLS

SHEET TITLE
PCHS - FIRST FLOOR TECHNOLOGY
PLAN - UNIT H

SHEET NUMBER
T 101H
21-150.00

Portage, Michigan

ISSUED FOR DATE



FIRST FLOOR TECHNOLOGY PLAN
1/16" = 1'-0"

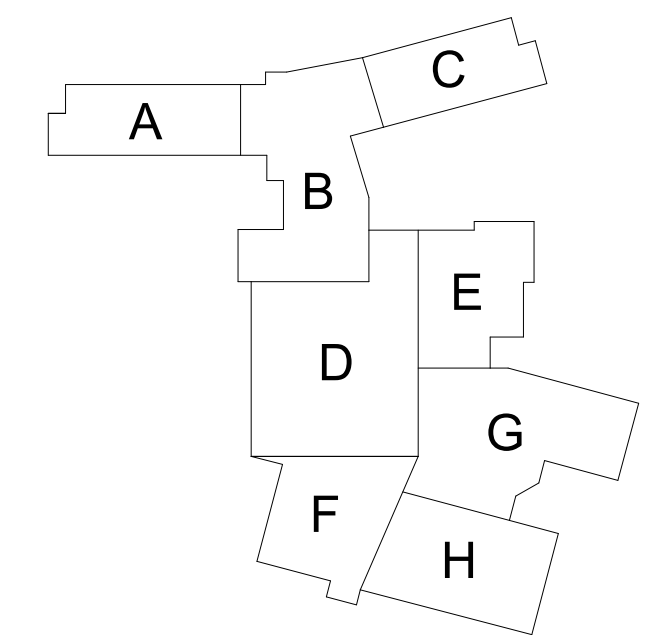
GENERAL TECHNOLOGY NOTES

1. TECHNOLOGY CONTRACTOR SHALL BE RESPONSIBLE FOR ALL CUTTING AND PATCHING REQUIRED FOR NEW WORK OR WHERE DEVICES ARE REMOVED AND NOT REPLACED.
2. TECHNOLOGY CONTRACTOR SHALL COORDINATE WITH G SERIES SHEETS DEVICE COORDINATION DETAIL. DEVICES ARE TO ALIGN VERTICALLY AND HORIZONTALLY AND FOLLOW THE RULES OF THIS DETAIL CONSISTENTLY. A PRE-INSTALL DEVICE COORDINATION MEETING FOR DEVICE FINISHES AND LAYOUT MAY BE REQUIRED IN THE SPECIFICATION FOR THIS PROJECT.
3. REFER TO TECHNOLOGY, ELECTRICAL AND ARCHITECTURAL DETAILS AND ELEVATIONS FOR SYMBOL INFORMATION AND ELEVATION DETAIL.
4. DEVICES AND EQUIPMENT SHOWN DASHED OR WITH AN "X" ARE TO BE REMOVED. FIXTURES, DEVICES AND EQUIPMENT SHOWN LIGHTLY OR WITH AN "E" ARE EXISTING TO REMAIN UNDISTURBED.
5. DEVICES SHOWN WITH AN "R" ARE EXISTING TO BE REPLACED WITH NEW DEVICE AND COVERPLATE.
6. TEMPORARILY SUPPORT EXISTING CEILING DEVICES TO REMAIN IN EXISTING CEILINGS TO BE REPLACED. REINSTALL DEVICES INTO NEW CEILING.
7. CONTRACTOR SHALL BE RESPONSIBLE FOR PROJECT PHASING. TEMPORARY WIRING TO KEEP SYSTEMS RUNNING SHALL BE PROVIDED AS REQUIRED WHILE BUILDING IS OCCUPIED BETWEEN PHASES OF CONSTRUCTION.

TECHNOLOGY KEYED NOTES

1. REMOVE CAMERA DEVICE AND PROVIDE TO OWNER. RELOCATE EXISTING DATA CABLE TO NEW CAMERA LOCATION. INSTALL NEW ACOUSTIC CEILING TILE (BY OWNER) OR PAINT AND PATCH WALL OR CEILING (MATCH PAINT WITH OWNER) AS APPLICABLE.
2. REPLACE EXISTING CAMERA DEVICE WITH NEW DEVICE AT THIS LOCATION AS SPECIFIED. PROVIDE EXISTING DEVICE TO OWNER.
3. NEW DEVICE AT THIS LOCATION. RELOCATE EXISTING DATA CABLE FROM ORIGINAL LOCATION AS INDICATED.
4. NEW DEVICE AT THIS LOCATION. NEW DATA DROP TO BE PROVIDED BY OTHERS.
5. REMOVE CAMERA DEVICE AND PROVIDE TO OWNER. DATA DROP TO BE DEMOLISHED BACK TO SOURCE, BY OTHERS.
6. EXISTING DEVICE TO REMAIN.

PPS CAMERA UPGRADES 2021



KEY PLAN
SCALE: NO SCALE

ISSUED FOR DATE

PROJECT TITLE
VIDEO SURVEILLANCE UPGRADES 2021

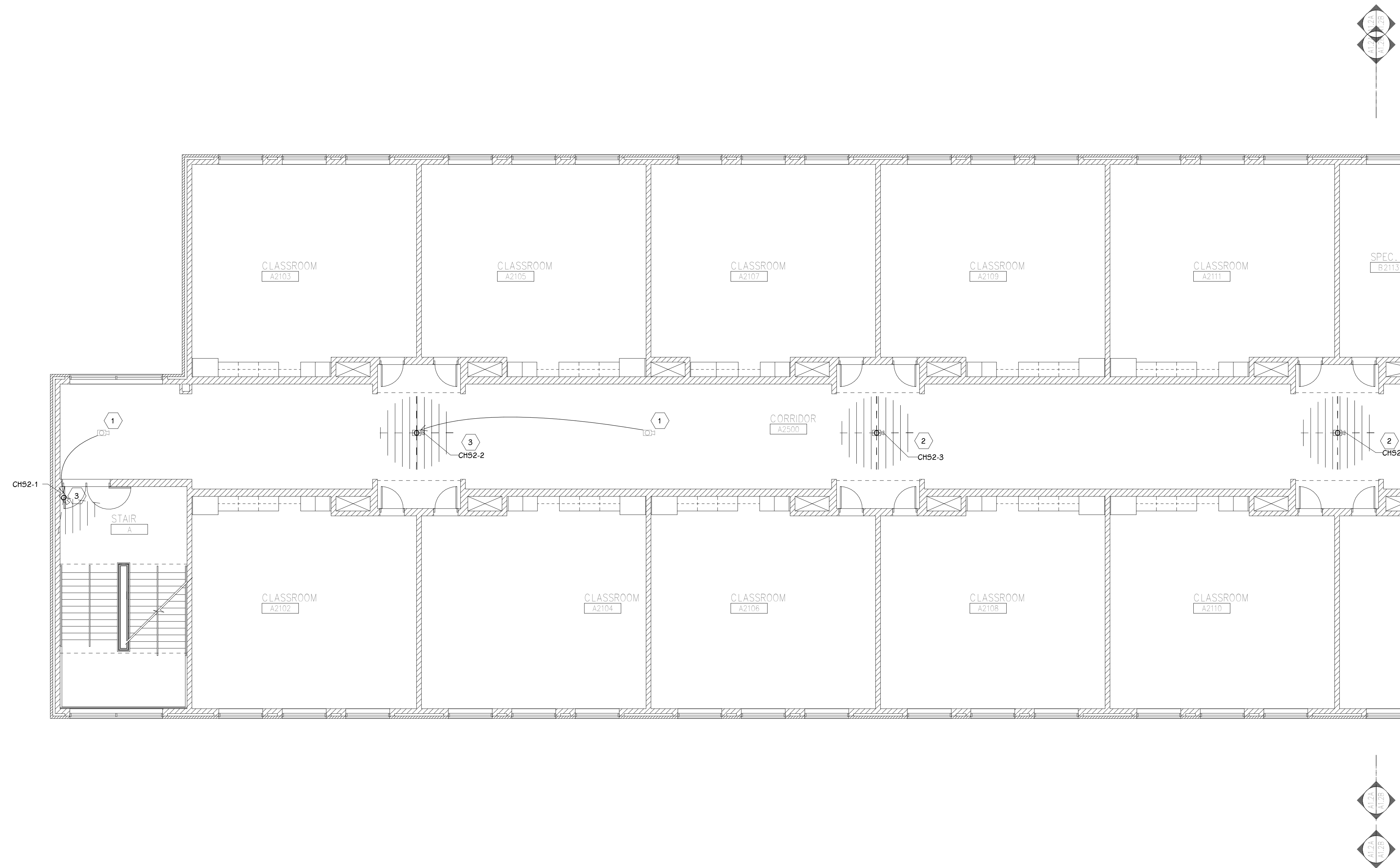
OWNER
PORTAGE PUBLIC SCHOOLS

SHEET TITLE
PCHS - FIRST FLOOR TECHNOLOGY
PLAN - UNIT J

Portage, Michigan

DATE
JULY 28, 2021

SHEET NUMBER
T-101J
21-150.00



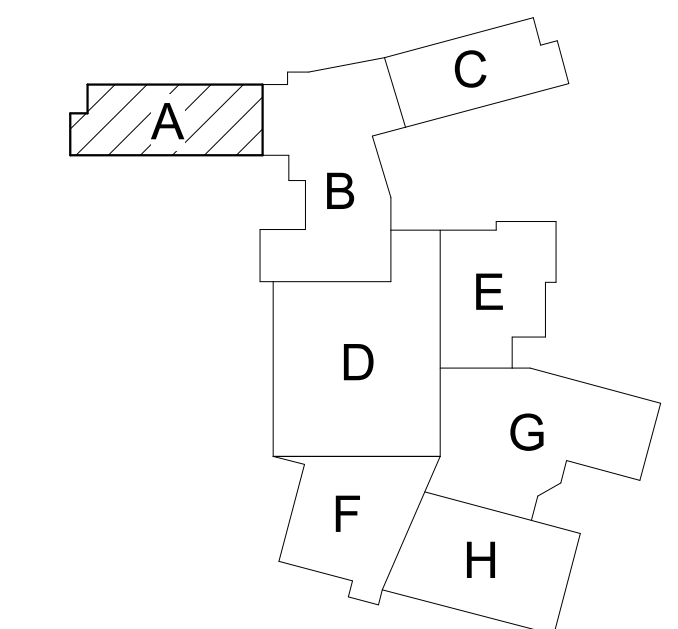
GENERAL TECHNOLOGY NOTES

- 1 TECHNOLOGY CONTRACTOR SHALL BE RESPONSIBLE FOR ALL CUTTING AND PATCHING REQUIRED FOR NEW WORK OR WHERE DEVICES ARE REMOVED AND NOT REPLACED.
- 2 TECHNOLOGY CONTRACTOR SHALL COORDINATE WITH G SERIES SHEETS DEVICE COORDINATION DETAIL. DEVICES ARE TO ALIGN VERTICALLY AND HORIZONTALLY AND FOLLOW THE RULES OF THIS DETAIL CONSISTENTLY. A PRE-INSTALL DEVICE COORDINATION MEETING FOR DEVICE FINISHES AND LAYOUT MAY BE REQUIRED IN THE SPECIFICATION FOR THIS PROJECT.
- 3 REFER TO TECHNOLOGY, ELECTRICAL AND ARCHITECTURAL DETAILS AND ELEVATIONS FOR SYMBOL INFORMATION AND ELEVATION DETAIL.
- 4 DEVICES AND EQUIPMENT SHOWN DASHED OR WITH AN "X" ARE TO BE REMOVED. FIXTURES, DEVICES AND EQUIPMENT SHOWN LIGHTLY OR WITH AN "E" ARE EXISTING TO REMAIN UNDISTURBED.
- 5 DEVICES SHOWN WITH AN "R" ARE EXISTING TO BE REPLACED WITH NEW DEVICE AND COVERPLATE.
- 6 TEMPORARILY SUPPORT EXISTING CEILING DEVICES TO REMAIN IN EXISTING CEILINGS TO BE REPLACED. REINSTALL DEVICES INTO NEW CEILING.
- 7 CONTRACTOR SHALL BE RESPONSIBLE FOR PROJECT PHASING. TEMPORARY WIRING TO KEEP SYSTEMS RUNNING SHALL BE PROVIDED AS REQUIRED WHILE BUILDING IS OCCUPIED BETWEEN PHASES OF CONSTRUCTION.

TECHNOLOGY KEYED NOTES

- 1 REMOVE CAMERA DEVICE AND PROVIDE TO OWNER. RELOCATE EXISTING DATA CABLE TO NEW CAMERA LOCATION. INSTALL NEW ACOUSTIC CEILING TILE (BY OWNER) OR PAINT AND PATCH WALL OR CEILING (MATCH PAINT WITH OWNER) AS APPLICABLE.
- 2 REPLACE EXISTING CAMERA DEVICE WITH NEW DEVICE AT THIS LOCATION AS SPECIFIED. PROVIDE EXISTING DEVICE TO OWNER.
- 3 NEW DEVICE AT THIS LOCATION. RELOCATE EXISTING DATA CABLE FROM ORIGINAL LOCATION AS INDICATED.
- 4 NEW DEVICE AT THIS LOCATION. NEW DATA DROP TO BE PROVIDED BY OTHERS.
- 5 REMOVE CAMERA DEVICE AND PROVIDE TO OWNER. DATA DROP TO BE DEMOLISHED BACK TO SOURCE, BY OTHERS.
- 6 EXISTING DEVICE TO REMAIN.

PPS CAMERA UPGRADES 2021



KEY PLAN
SCALE: NO SCALE

SECOND FLOOR TECHNOLOGY PLAN - UNIT B
1/8" = 1'-0"



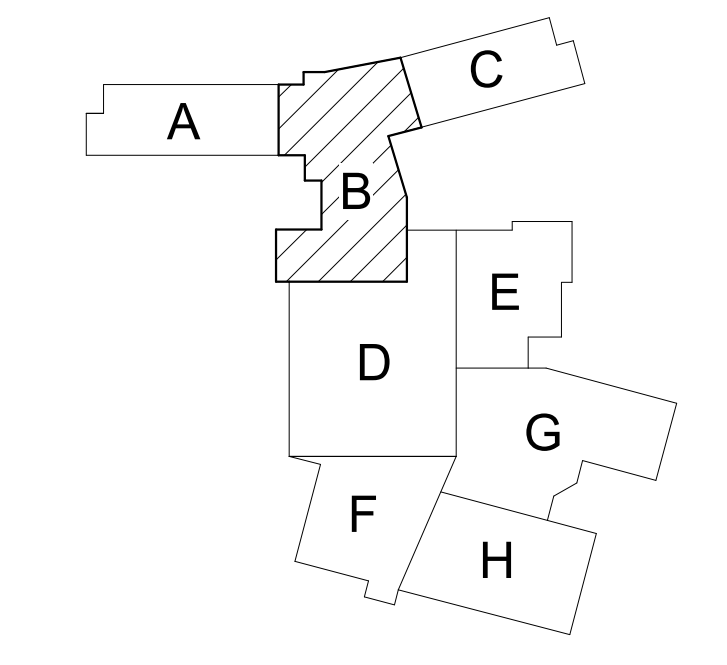
GENERAL TECHNOLOGY NOTES

- 1 TECHNOLOGY CONTRACTOR SHALL BE RESPONSIBLE FOR ALL CUTTING AND PATCHING REQUIRED FOR NEW WORK OR WHERE DEVICES ARE REMOVED AND NOT REPLACED.
- 2 TECHNOLOGY CONTRACTOR SHALL COORDINATE WITH G SERIES SHEETS DEVICE COORDINATION DETAIL. DEVICES ARE TO ALIGN VERTICALLY AND HORIZONTALLY AND FOLLOW THE RULES OF THIS DETAIL CONSISTENTLY. A PRE-INSTALL DEVICE COORDINATION MEETING FOR DEVICE FINISHES AND LAYOUT MAY BE REQUIRED IN THE SPECIFICATION FOR THIS PROJECT.
- 3 REFER TO TECHNOLOGY, ELECTRICAL AND ARCHITECTURAL DETAILS AND ELEVATIONS FOR SYMBOL INFORMATION AND ELEVATION DETAIL.
- 4 DEVICES AND EQUIPMENT SHOWN DASHED OR WITH AN "X" ARE TO BE REMOVED. FIXTURES, DEVICES AND EQUIPMENT SHOWN LIGHTLY OR WITH AN "E" ARE EXISTING TO REMAIN UNDISTURBED.
- 5 DEVICES SHOWN WITH AN "R" ARE EXISTING TO BE REPLACED WITH NEW DEVICE AND COVERPLATE.
- 6 TEMPORARILY SUPPORT EXISTING CEILING DEVICES TO REMAIN IN EXISTING CEILINGS TO BE REPLACED. REINSTALL DEVICES INTO NEW CEILING.
- 7 CONTRACTOR SHALL BE RESPONSIBLE FOR PROJECT PHASING. TEMPORARY WIRING TO KEEP SYSTEMS RUNNING SHALL BE PROVIDED AS REQUIRED WHILE BUILDING IS OCCUPIED BETWEEN PHASES OF CONSTRUCTION.

TECHNOLOGY KEYED NOTES

- 1 REMOVE CAMERA DEVICE AND PROVIDE TO OWNER. RELOCATE EXISTING DATA CABLE TO NEW CAMERA LOCATION. INSTALL NEW ACOUSTIC CEILING TILE (BY OWNER) OR PAINT AND PATCH WALL OR CEILING (MATCH PAINT WITH OWNER) AS APPLICABLE.
- 2 REPLACE EXISTING CAMERA DEVICE WITH NEW DEVICE AT THIS LOCATION AS SPECIFIED. PROVIDE EXISTING DEVICE TO OWNER.
- 3 NEW DEVICE AT THIS LOCATION. RELOCATE EXISTING DATA CABLE FROM ORIGINAL LOCATION AS INDICATED.
- 4 NEW DEVICE AT THIS LOCATION. NEW DATA DROP TO BE PROVIDED BY OTHERS.
- 5 REMOVE CAMERA DEVICE AND PROVIDE TO OWNER. DATA DROP TO BE DEMOLISHED BACK TO SOURCE, BY OTHERS.
- 6 EXISTING DEVICE TO REMAIN.

PPS CAMERA UPGRADES 2021



KEY PLAN
SCALE: NO SCALE

ISSUED FOR DATE

PROJECT TITLE
VIDEO SURVEILLANCE UPGRADES 2021

OWNER
PORTAGE PUBLIC SCHOOLS

SHEET TITLE
PPS - SECOND FLOOR TECHNOLOGY
PLAN - UNIT B

Portage, Michigan

SHEET NUMBER
T 102B
DATE
JULY 28, 2021
21-150.00



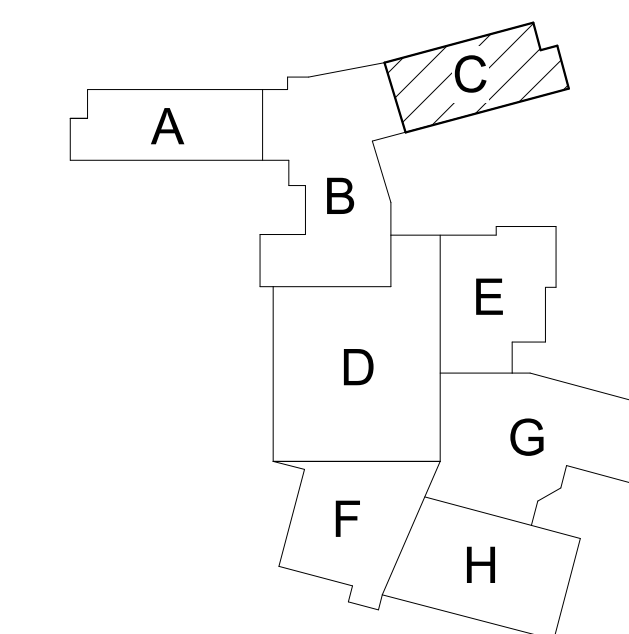
GENERAL TECHNOLOGY NOTES

- 1 TECHNOLOGY CONTRACTOR SHALL BE RESPONSIBLE FOR ALL CUTTING AND PATCHING REQUIRED FOR NEW WORK OR WHERE DEVICES ARE REMOVED AND NOT REPLACED.
- 2 TECHNOLOGY CONTRACTOR SHALL COORDINATE WITH G SERIES SHEETS DEVICE COORDINATION DETAIL. DEVICES ARE TO ALIGN VERTICALLY AND HORIZONTALLY AND FOLLOW THE RULES OF THIS DETAIL CONSISTENTLY. A PRE-INSTALL DEVICE COORDINATION MEETING FOR DEVICE FINISHES AND LAYOUT MAY BE REQUIRED IN THE SPECIFICATION FOR THIS PROJECT.
- 3 REFER TO TECHNOLOGY, ELECTRICAL AND ARCHITECTURAL DETAILS AND ELEVATIONS FOR SYMBOL INFORMATION AND ELEVATION DETAIL.
- 4 DEVICES AND EQUIPMENT SHOWN DASHED OR WITH AN "X" ARE TO BE REMOVED. FIXTURES, DEVICES AND EQUIPMENT SHOWN LIGHTLY OR WITH AN "E" ARE EXISTING TO REMAIN UNDISTURBED.
- 5 DEVICES SHOWN WITH AN "R" ARE EXISTING TO BE REPLACED WITH NEW DEVICE AND COVERPLATE.
- 6 TEMPORARILY SUPPORT EXISTING CEILING DEVICES TO REMAIN IN EXISTING CEILINGS TO BE REPLACED. REINSTALL DEVICES INTO NEW CEILING.
- 7 CONTRACTOR SHALL BE RESPONSIBLE FOR PROJECT PHASING. TEMPORARY WIRING TO KEEP SYSTEMS RUNNING SHALL BE PROVIDED AS REQUIRED WHILE BUILDING IS OCCUPIED BETWEEN PHASES OF CONSTRUCTION.

TECHNOLOGY KEYED NOTES

- 1 REMOVE CAMERA DEVICE AND PROVIDE TO OWNER. RELOCATE EXISTING DATA CABLE TO NEW CAMERA LOCATION. INSTALL NEW ACOUSTIC CEILING TILE (BY OWNER) OR PAINT AND PATCH WALL OR CEILING (MATCH PAINT WITH OWNER) AS APPLICABLE.
- 2 REPLACE EXISTING CAMERA DEVICE WITH NEW DEVICE AT THIS LOCATION AS SPECIFIED. PROVIDE EXISTING DEVICE TO OWNER.
- 3 NEW DEVICE AT THIS LOCATION. RELOCATE EXISTING DATA CABLE FROM ORIGINAL LOCATION AS INDICATED.
- 4 NEW DEVICE AT THIS LOCATION. NEW DATA DROP TO BE PROVIDED BY OTHERS.
- 5 REMOVE CAMERA DEVICE AND PROVIDE TO OWNER. DATA DROP TO BE DEMOLISHED BACK TO SOURCE, BY OTHERS.
- 6 EXISTING DEVICE TO REMAIN.

PPS CAMERA UPGRADES 2021



KEY PLAN
SCALE: NO SCALE

ISSUED FOR DATE

PROJECT TITLE
VIDEO SURVEILLANCE UPGRADES 2021

OWNER
PORTAGE PUBLIC SCHOOLS

Portage, Michigan

SHEET TITLE
PCHS - SECOND FLOOR TECHNOLOGY
PLAN - UNIT C

SHEET NUMBER
T 102C
DATE
JULY 28, 2021
21-150.00

ISSUED FOR DATE

PROJECT TITLE
 VIDEO SURVEILLANCE UPGRADES 2021

OWNER
 PORTAGE PUBLIC SCHOOLS

SHEET TITLE
 PCHS - SECOND FLOOR TECHNOLOGY
 PLAN - UNIT D

Portage, Michigan

DATE
 JULY 28, 2021

SHEET NUMBER
T 102D
 21-150.00

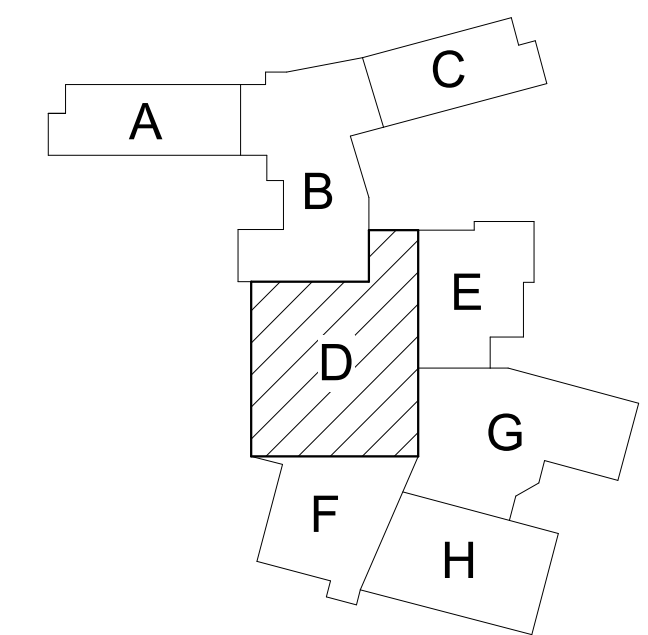
GENERAL TECHNOLOGY NOTES

1. TECHNOLOGY CONTRACTOR SHALL BE RESPONSIBLE FOR ALL CUTTING AND PATCHING REQUIRED FOR NEW WORK OR WHERE DEVICES ARE REMOVED AND NOT REPLACED.
2. TECHNOLOGY CONTRACTOR SHALL COORDINATE WITH G SERIES SHEETS DEVICE COORDINATION DETAIL. DEVICES ARE TO ALIGN VERTICALLY AND HORIZONTALLY AND FOLLOW THE RULES OF THIS DETAIL CONSISTENTLY. A PRE-INSTALL DEVICE COORDINATION MEETING FOR DEVICE FINISHES AND LAYOUT MAY BE REQUIRED IN THE SPECIFICATION FOR THIS PROJECT.
3. REFER TO TECHNOLOGY, ELECTRICAL AND ARCHITECTURAL DETAILS AND ELEVATIONS FOR SYMBOL INFORMATION AND ELEVATION DETAIL.
4. DEVICES AND EQUIPMENT SHOWN DASHED OR WITH AN "X" ARE TO BE REMOVED. FIXTURES, DEVICES AND EQUIPMENT SHOWN LIGHTLY OR WITH AN "E" ARE EXISTING TO REMAIN UNDISTURBED.
5. DEVICES SHOWN WITH AN "R" ARE EXISTING TO BE REPLACED WITH NEW DEVICE AND COVERPLATE.
6. TEMPORARILY SUPPORT EXISTING CEILING DEVICES TO REMAIN IN EXISTING CEILINGS TO BE REPLACED. REINSTALL DEVICES INTO NEW CEILING.
7. CONTRACTOR SHALL BE RESPONSIBLE FOR PROJECT PHASING. TEMPORARY WIRING TO KEEP SYSTEMS RUNNING SHALL BE PROVIDED AS REQUIRED WHILE BUILDING IS OCCUPIED BETWEEN PHASES OF CONSTRUCTION.

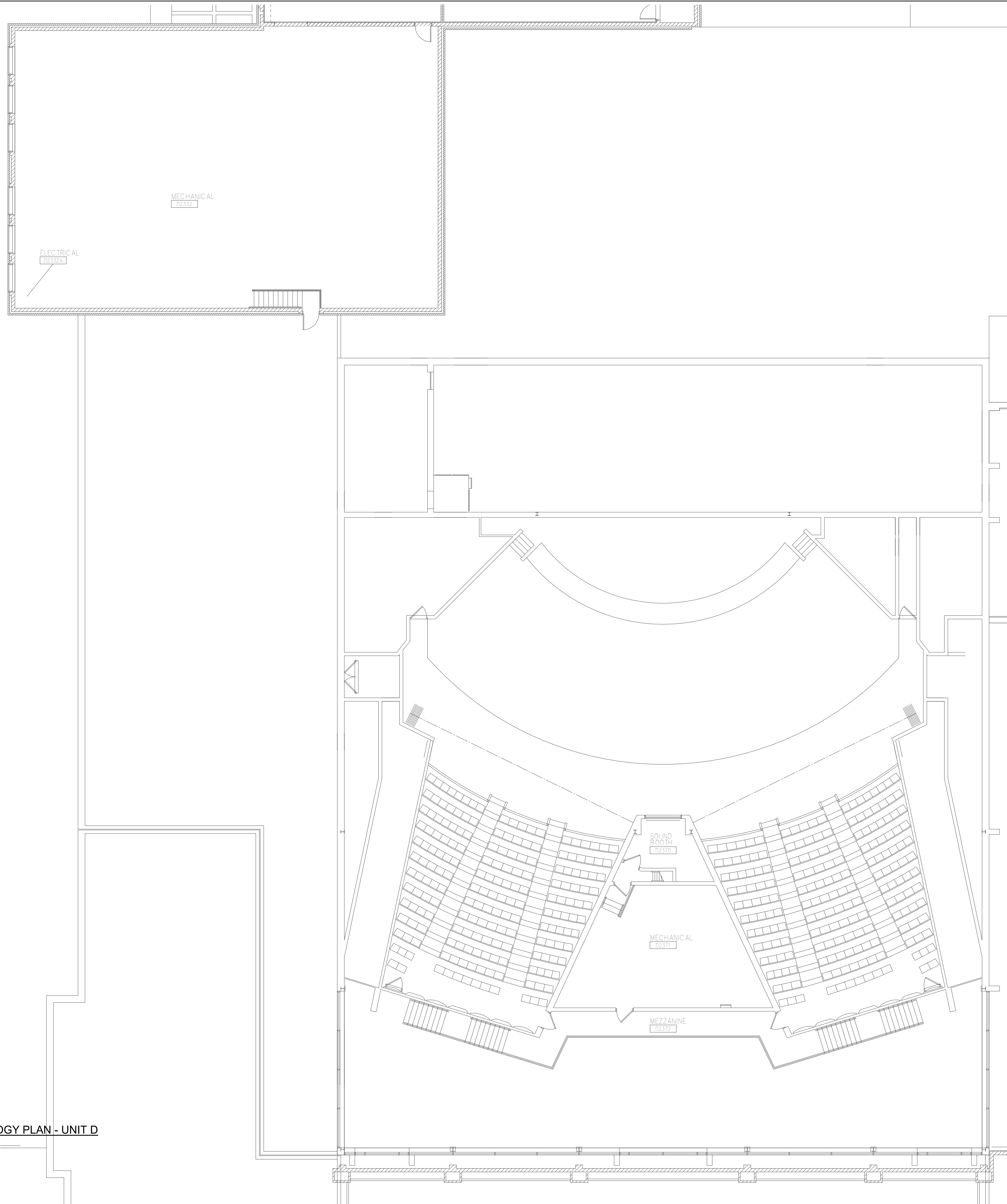
TECHNOLOGY KEYED NOTES

1. REMOVE CAMERA DEVICE AND PROVIDE TO OWNER. RELOCATE EXISTING DATA CABLE TO NEW CAMERA LOCATION. INSTALL NEW ACOUSTIC CEILING TILE (BY OWNER) OR PAINT AND PATCH WALL OR CEILING (MATCH PAINT WITH OWNER) AS APPLICABLE.
2. REPLACE EXISTING CAMERA DEVICE WITH NEW DEVICE AT THIS LOCATION AS SPECIFIED. PROVIDE EXISTING DEVICE TO OWNER.
3. NEW DEVICE AT THIS LOCATION. RELOCATE EXISTING DATA CABLE FROM ORIGINAL LOCATION AS INDICATED.
4. NEW DEVICE AT THIS LOCATION. NEW DATA DROP TO BE PROVIDED BY OTHERS.
5. REMOVE CAMERA DEVICE AND PROVIDE TO OWNER. DATA DROP TO BE DEMOLISHED BACK TO SOURCE, BY OTHERS.
6. EXISTING DEVICE TO REMAIN.

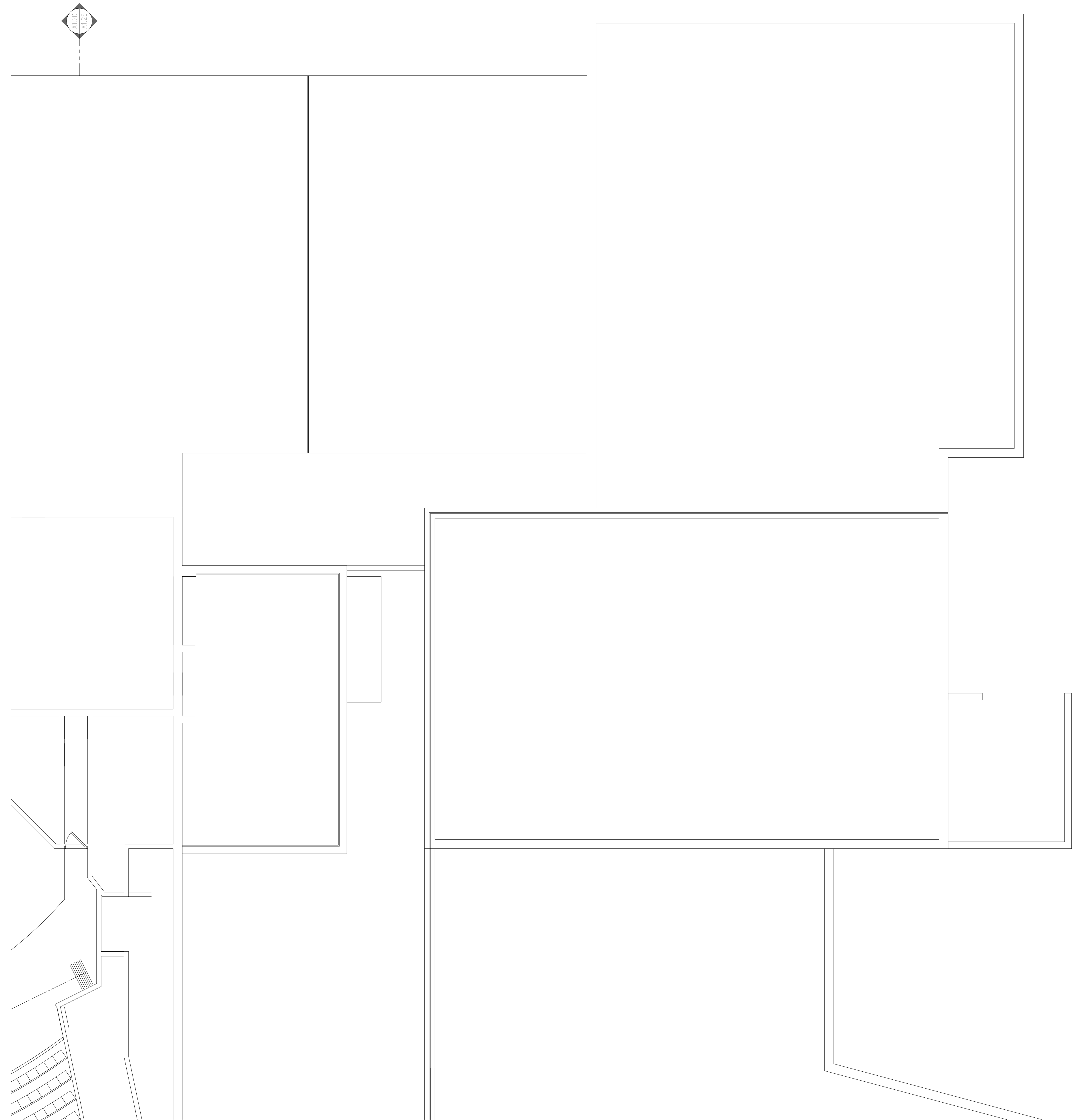
PPS CAMERA UPGRADES 2021



KEY PLAN
 SCALE: NO SCALE




SECOND FLOOR TECHNOLOGY PLAN - UNIT D
 1/8" = 1'-0"



 **SECOND FLOOR TECHNOLOGY PLAN - UNIT E**
1/8" = 1'-0"

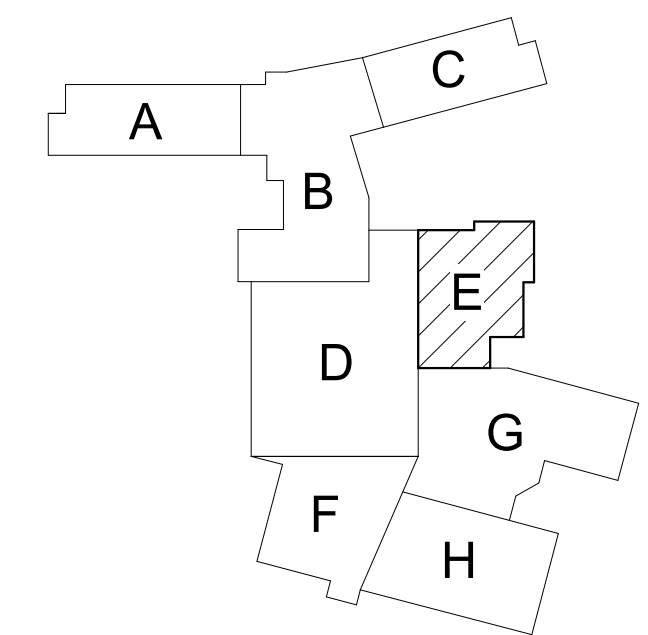
GENERAL TECHNOLOGY NOTES

- 1 TECHNOLOGY CONTRACTOR SHALL BE RESPONSIBLE FOR ALL CUTTING AND PATCHING REQUIRED FOR NEW WORK OR WHERE DEVICES ARE REMOVED AND NOT REPLACED.
- 2 TECHNOLOGY CONTRACTOR SHALL COORDINATE WITH G SERIES SHEETS DEVICE COORDINATION DETAIL. DEVICES ARE TO ALIGN VERTICALLY AND HORIZONTALLY AND FOLLOW THE RULES OF THIS DETAIL CONSISTENTLY. A PRE-INSTALL DEVICE COORDINATION MEETING FOR DEVICE FINISHES AND LAYOUT MAY BE REQUIRED IN THE SPECIFICATION FOR THIS PROJECT.
- 3 REFER TO TECHNOLOGY, ELECTRICAL AND ARCHITECTURAL DETAILS AND ELEVATIONS FOR SYMBOL INFORMATION AND ELEVATION DETAIL.
- 4 DEVICES AND EQUIPMENT SHOWN DASHED OR WITH AN "X" ARE TO BE REMOVED. FIXTURES, DEVICES AND EQUIPMENT SHOWN LIGHTLY OR WITH AN "E" ARE EXISTING TO REMAIN UNDISTURBED.
- 5 DEVICES SHOWN WITH AN "R" ARE EXISTING TO BE REPLACED WITH NEW DEVICE AND COVERPLATE.
- 6 TEMPORARILY SUPPORT EXISTING CEILING DEVICES TO REMAIN IN EXISTING CEILINGS TO BE REPLACED. REINSTALL DEVICES INTO NEW CEILING.
- 7 CONTRACTOR SHALL BE RESPONSIBLE FOR PROJECT PHASING. TEMPORARY WIRING TO KEEP SYSTEMS RUNNING SHALL BE PROVIDED AS REQUIRED WHILE BUILDING IS OCCUPIED BETWEEN PHASES OF CONSTRUCTION.

TECHNOLOGY KEYED NOTES 

- 1 REMOVE CAMERA DEVICE AND PROVIDE TO OWNER. RELOCATE EXISTING DATA CABLE TO NEW CAMERA LOCATION. INSTALL NEW ACOUSTIC CEILING TILE (BY OWNER) OR PAINT AND PATCH WALL OR CEILING (MATCH PAINT WITH OWNER) AS APPLICABLE.
- 2 REPLACE EXISTING CAMERA DEVICE WITH NEW DEVICE AT THIS LOCATION AS SPECIFIED. PROVIDE EXISTING DEVICE TO OWNER.
- 3 NEW DEVICE AT THIS LOCATION. RELOCATE EXISTING DATA CABLE FROM ORIGINAL LOCATION AS INDICATED.
- 4 NEW DEVICE AT THIS LOCATION. NEW DATA DROP TO BE PROVIDED BY OTHERS.
- 5 REMOVE CAMERA DEVICE AND PROVIDE TO OWNER. DATA DROP TO BE DEMOLISHED BACK TO SOURCE, BY OTHERS.
- 6 EXISTING DEVICE TO REMAIN.

PPS CAMERA UPGRADES 2021



KEY PLAN
SCALE: NO SCALE

ISSUED FOR _____ DATE _____

PROJECT TITLE
VIDEO SURVEILLANCE UPGRADES 2021

OWNER
PORTAGE PUBLIC SCHOOLS

Portage, Michigan

SHEET TITLE
PCHS - SECOND FLOOR TECHNOLOGY
PLAN - UNIT E

DATE
JULY 28, 2021

SHEET NUMBER
T 102E
21-150.00



SECOND FLOOR TECHNOLOGY PLAN - UNIT F
1/8" = 1'-0"

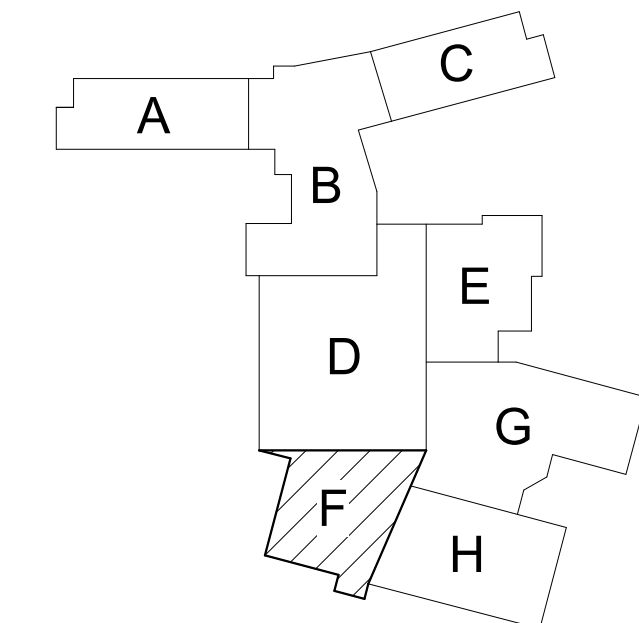
GENERAL TECHNOLOGY NOTES

- 1 TECHNOLOGY CONTRACTOR SHALL BE RESPONSIBLE FOR ALL CUTTING AND PATCHING REQUIRED FOR NEW WORK OR WHERE DEVICES ARE REMOVED AND NOT REPLACED.
- 2 TECHNOLOGY CONTRACTOR SHALL COORDINATE WITH G SERIES SHEETS DEVICE COORDINATION DETAIL. DEVICES ARE TO ALIGN VERTICALLY AND HORIZONTALLY AND FOLLOW THE RULES OF THIS DETAIL CONSISTENTLY. A PRE-INSTALL DEVICE COORDINATION MEETING FOR DEVICE FINISHES AND LAYOUT MAY BE REQUIRED IN THE SPECIFICATION FOR THIS PROJECT.
- 3 REFER TO TECHNOLOGY, ELECTRICAL AND ARCHITECTURAL DETAILS AND ELEVATIONS FOR SYMBOL INFORMATION AND ELEVATION DETAIL.
- 4 DEVICES AND EQUIPMENT SHOWN DASHED OR WITH AN "X" ARE TO BE REMOVED. FIXTURES, DEVICES AND EQUIPMENT SHOWN LIGHTLY OR WITH AN "E" ARE EXISTING TO REMAIN UNDISTURBED.
- 5 DEVICES SHOWN WITH AN "R" ARE EXISTING TO BE REPLACED WITH NEW DEVICE AND COVERPLATE.
- 6 TEMPORARILY SUPPORT EXISTING CEILING DEVICES TO REMAIN IN EXISTING CEILINGS TO BE REPLACED. REINSTALL DEVICES INTO NEW CEILING.
- 7 CONTRACTOR SHALL BE RESPONSIBLE FOR PROJECT PHASING. TEMPORARY WIRING TO KEEP SYSTEMS RUNNING SHALL BE PROVIDED AS REQUIRED WHILE BUILDING IS OCCUPIED BETWEEN PHASES OF CONSTRUCTION.

TECHNOLOGY KEYED NOTES

- 1 REMOVE CAMERA DEVICE AND PROVIDE TO OWNER. RELOCATE EXISTING DATA CABLE TO NEW CAMERA LOCATION. INSTALL NEW ACOUSTIC CEILING TILE (BY OWNER) OR PAINT AND PATCH WALL OR CEILING (MATCH PAINT WITH OWNER) AS APPLICABLE.
- 2 REPLACE EXISTING CAMERA DEVICE WITH NEW DEVICE AT THIS LOCATION AS SPECIFIED. PROVIDE EXISTING DEVICE TO OWNER.
- 3 NEW DEVICE AT THIS LOCATION. RELOCATE EXISTING DATA CABLE FROM ORIGINAL LOCATION AS INDICATED.
- 4 NEW DEVICE AT THIS LOCATION. NEW DATA DROP TO BE PROVIDED BY OTHERS.
- 5 REMOVE CAMERA DEVICE AND PROVIDE TO OWNER. DATA DROP TO BE DEMOLISHED BACK TO SOURCE, BY OTHERS.
- 6 EXISTING DEVICE TO REMAIN.

PPS CAMERA UPGRADES 2021



KEY PLAN
SCALE: NO SCALE

PROJECT TITLE
VIDEO SURVEILLANCE UPGRADES 2021

OWNER
PORTAGE PUBLIC SCHOOLS

SHEET TITLE
PCHS - SECOND FLOOR TECHNOLOGY
PLAN - UNIT F

ISSUED FOR


TowerPinkster
Architecture · Engineering · Interiors

Portage, Michigan

DATE
JULY 28, 2021

SHEET NUMBER
T 102F
21-150.00

242 East Kalamazoo Avenue, Suite 100
Portage, Michigan 49783
269.343.8138
269.343.8133 fax
616.458.9844 mobile
616.458.5808 fax
towerpinkster.com
© 2021 ALL RIGHTS RESERVED



SECOND FLOOR TECHNOLOGY PLAN - UNIT G
 1/8" = 1'-0"

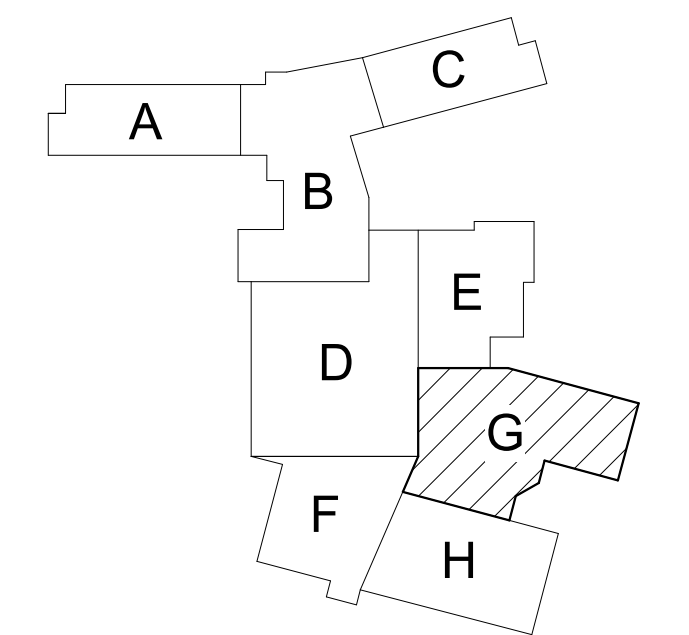
GENERAL TECHNOLOGY NOTES

- 1 TECHNOLOGY CONTRACTOR SHALL BE RESPONSIBLE FOR ALL CUTTING AND PATCHING REQUIRED FOR NEW WORK OR WHERE DEVICES ARE REMOVED AND NOT REPLACED.
- 2 TECHNOLOGY CONTRACTOR SHALL COORDINATE WITH G SERIES SHEETS DEVICE COORDINATION DETAIL. DEVICES ARE TO ALIGN VERTICALLY AND HORIZONTALLY AND FOLLOW THE RULES OF THIS DETAIL CONSISTENTLY. A PRE-INSTALL DEVICE COORDINATION MEETING FOR DEVICE FINISHES AND LAYOUT MAY BE REQUIRED IN THE SPECIFICATION FOR THIS PROJECT.
- 3 REFER TO TECHNOLOGY, ELECTRICAL AND ARCHITECTURAL DETAILS AND ELEVATIONS FOR SYMBOL INFORMATION AND ELEVATION DETAIL.
- 4 DEVICES AND EQUIPMENT SHOWN DASHED OR WITH AN "X" ARE TO BE REMOVED. FIXTURES, DEVICES AND EQUIPMENT SHOWN LIGHTLY OR WITH AN "E" ARE EXISTING TO REMAIN UNDISTURBED.
- 5 DEVICES SHOWN WITH AN "R" ARE EXISTING TO BE REPLACED WITH NEW DEVICE AND COVERPLATE.
- 6 TEMPORARILY SUPPORT EXISTING CEILING DEVICES TO REMAIN IN EXISTING CEILINGS TO BE REPLACED. REINSTALL DEVICES INTO NEW CEILING.
- 7 CONTRACTOR SHALL BE RESPONSIBLE FOR PROJECT PHASING. TEMPORARY WIRING TO KEEP SYSTEMS RUNNING SHALL BE PROVIDED AS REQUIRED WHILE BUILDING IS OCCUPIED BETWEEN PHASES OF CONSTRUCTION.

TECHNOLOGY KEYED NOTES

- 1 REMOVE CAMERA DEVICE AND PROVIDE TO OWNER. RELOCATE EXISTING DATA CABLE TO NEW CAMERA LOCATION. INSTALL NEW ACOUSTIC CEILING TILE (BY OWNER) OR PAINT AND PATCH WALL OR CEILING (MATCH PAINT WITH OWNER) AS APPLICABLE.
- 2 REPLACE EXISTING CAMERA DEVICE WITH NEW DEVICE AT THIS LOCATION AS SPECIFIED. PROVIDE EXISTING DEVICE TO OWNER.
- 3 NEW DEVICE AT THIS LOCATION. RELOCATE EXISTING DATA CABLE FROM ORIGINAL LOCATION AS INDICATED.
- 4 NEW DEVICE AT THIS LOCATION. NEW DATA DROP TO BE PROVIDED BY OTHERS.
- 5 REMOVE CAMERA DEVICE AND PROVIDE TO OWNER. DATA DROP TO BE DEMOLISHED BACK TO SOURCE, BY OTHERS.
- 6 EXISTING DEVICE TO REMAIN.

PPS CAMERA UPGRADES 2021



KEY PLAN
 SCALE: NO SCALE

ISSUED FOR DATE

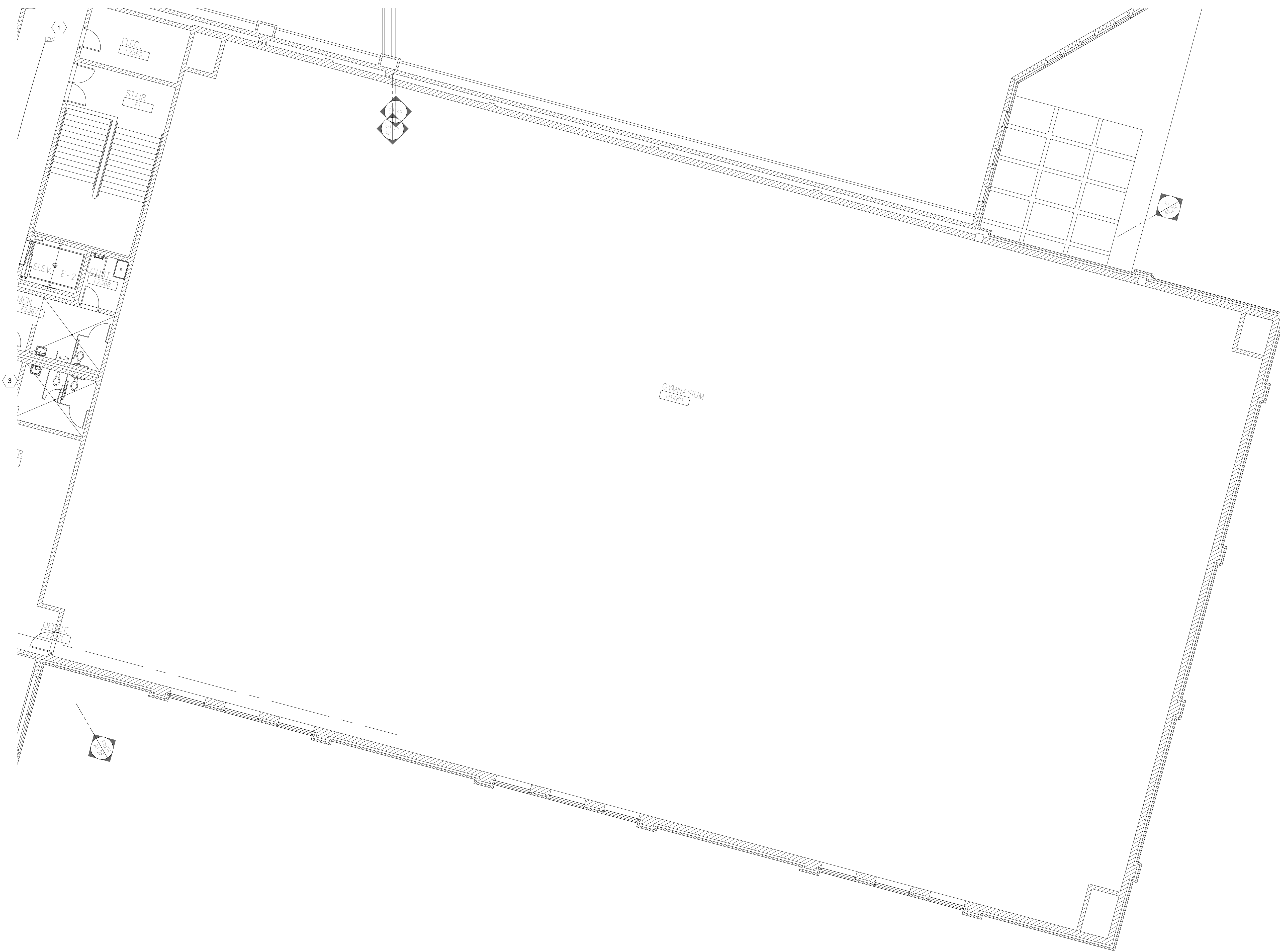
PROJECT TITLE
 VIDEO SURVEILLANCE UPGRADES 2021

OWNER
 PORTAGE PUBLIC SCHOOLS

Portage, Michigan

SHEET TITLE
 PCHS - SECOND FLOOR TECHNOLOGY
 PLAN - UNIT G

SHEET NUMBER
T 102G
 DATE
 JULY 28, 2021
 21-150.00



 **SECOND FLOOR TECHNOLOGY PLAN - UNIT H**
1/8" = 1'-0"

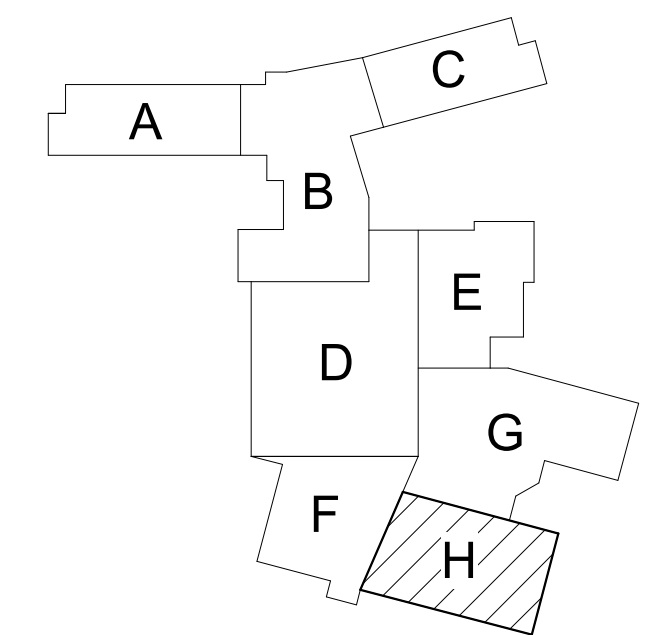
GENERAL TECHNOLOGY NOTES

- 1 TECHNOLOGY CONTRACTOR SHALL BE RESPONSIBLE FOR ALL CUTTING AND PATCHING REQUIRED FOR NEW WORK OR WHERE DEVICES ARE REMOVED AND NOT REPLACED.
- 2 TECHNOLOGY CONTRACTOR SHALL COORDINATE WITH G SERIES SHEETS DEVICE COORDINATION DETAIL. DEVICES ARE TO ALIGN VERTICALLY AND HORIZONTALLY AND FOLLOW THE RULES OF THIS DETAIL CONSISTENTLY. A PRE-INSTALL DEVICE COORDINATION MEETING FOR DEVICE FINISHES AND LAYOUT MAY BE REQUIRED IN THE SPECIFICATION FOR THIS PROJECT.
- 3 REFER TO TECHNOLOGY, ELECTRICAL AND ARCHITECTURAL DETAILS AND ELEVATIONS FOR SYMBOL INFORMATION AND ELEVATION DETAIL.
- 4 DEVICES AND EQUIPMENT SHOWN DASHED OR WITH AN "X" ARE TO BE REMOVED. FIXTURES, DEVICES AND EQUIPMENT SHOWN LIGHTLY OR WITH AN "E" ARE EXISTING TO REMAIN UNDISTURBED.
- 5 DEVICES SHOWN WITH AN "R" ARE EXISTING TO BE REPLACED WITH NEW DEVICE AND COVERPLATE.
- 6 TEMPORARILY SUPPORT EXISTING CEILING DEVICES TO REMAIN IN EXISTING CEILINGS TO BE REPLACED. REINSTALL DEVICES INTO NEW CEILING.
- 7 CONTRACTOR SHALL BE RESPONSIBLE FOR PROJECT PHASING. TEMPORARY WIRING TO KEEP SYSTEMS RUNNING SHALL BE PROVIDED AS REQUIRED WHILE BUILDING IS OCCUPIED BETWEEN PHASES OF CONSTRUCTION.

TECHNOLOGY KEYED NOTES

- 1 REMOVE CAMERA DEVICE AND PROVIDE TO OWNER. RELOCATE EXISTING DATA CABLE TO NEW CAMERA LOCATION. INSTALL NEW ACOUSTIC CEILING TILE (BY OWNER) OR PAINT AND PATCH WALL OR CEILING (MATCH PAINT WITH OWNER) AS APPLICABLE.
- 2 REPLACE EXISTING CAMERA DEVICE WITH NEW DEVICE AT THIS LOCATION AS SPECIFIED. PROVIDE EXISTING DEVICE TO OWNER.
- 3 NEW DEVICE AT THIS LOCATION. RELOCATE EXISTING DATA CABLE FROM ORIGINAL LOCATION AS INDICATED.
- 4 NEW DEVICE AT THIS LOCATION. NEW DATA DROP TO BE PROVIDED BY OTHERS.
- 5 REMOVE CAMERA DEVICE AND PROVIDE TO OWNER. DATA DROP TO BE DEMOLISHED BACK TO SOURCE, BY OTHERS.
- 6 EXISTING DEVICE TO REMAIN.

PPS CAMERA UPGRADES 2021



KEY PLAN
SCALE: NO SCALE

ISSUED FOR DATE

PROJECT TITLE
VIDEO SURVEILLANCE UPGRADES 2021

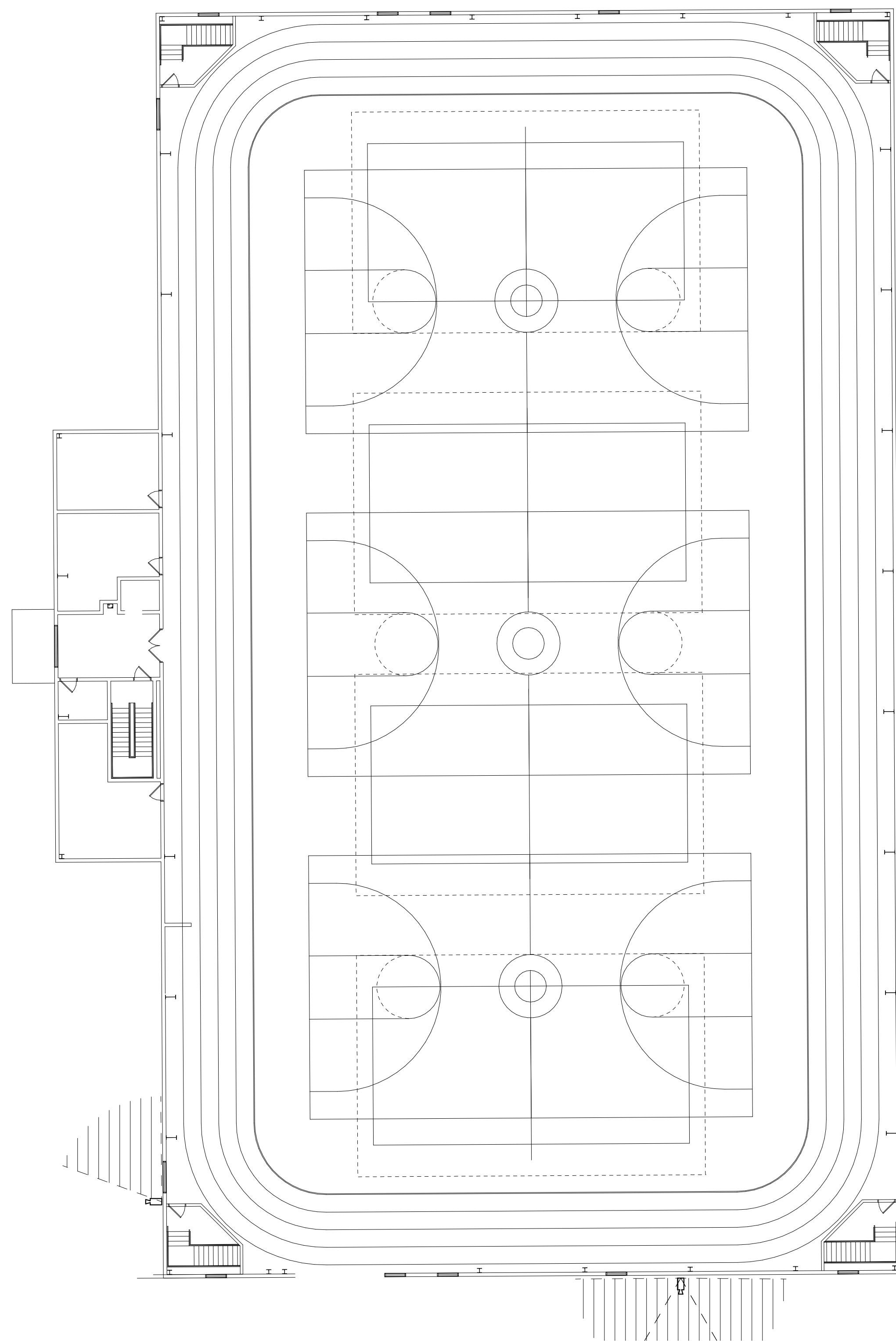
OWNER
PORTAGE PUBLIC SCHOOLS

Portage, Michigan

SHEET TITLE
PCHS - SECOND FLOOR TECHNOLOGY
PLAN - UNIT H

SHEET NUMBER
T 102H
21-150.00

DATE
JULY 28, 2021



SECOND FLOOR TECHNOLOGY PLAN
1/16" = 1'-0"

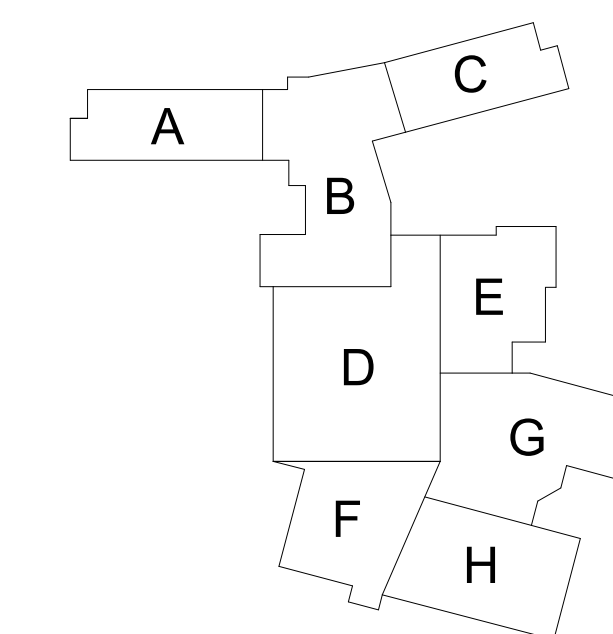
GENERAL TECHNOLOGY NOTES

- 1 TECHNOLOGY CONTRACTOR SHALL BE RESPONSIBLE FOR ALL CUTTING AND PATCHING REQUIRED FOR NEW WORK OR WHERE DEVICES ARE REMOVED AND NOT REPLACED.
- 2 TECHNOLOGY CONTRACTOR SHALL COORDINATE WITH G SERIES SHEETS DEVICE COORDINATION DETAIL. DEVICES ARE TO ALIGN VERTICALLY AND HORIZONTALLY AND FOLLOW THE RULES OF THIS DETAIL CONSISTENTLY. A PRE-INSTALL DEVICE COORDINATION MEETING FOR DEVICE FINISHES AND LAYOUT MAY BE REQUIRED IN THE SPECIFICATION FOR THIS PROJECT.
- 3 REFER TO TECHNOLOGY, ELECTRICAL AND ARCHITECTURAL DETAILS AND ELEVATIONS FOR SYMBOL INFORMATION AND ELEVATION DETAIL.
- 4 DEVICES AND EQUIPMENT SHOWN DASHED OR WITH AN "X" ARE TO BE REMOVED. FIXTURES, DEVICES AND EQUIPMENT SHOWN LIGHTLY OR WITH AN "E" ARE EXISTING TO REMAIN UNDISTURBED.
- 5 DEVICES SHOWN WITH AN "R" ARE EXISTING TO BE REPLACED WITH NEW DEVICE AND COVERPLATE.
- 6 TEMPORARILY SUPPORT EXISTING CEILING DEVICES TO REMAIN IN EXISTING CEILINGS TO BE REPLACED. REINSTALL DEVICES INTO NEW CEILING.
- 7 CONTRACTOR SHALL BE RESPONSIBLE FOR PROJECT PHASING. TEMPORARY WIRING TO KEEP SYSTEMS RUNNING SHALL BE PROVIDED AS REQUIRED WHILE BUILDING IS OCCUPIED BETWEEN PHASES OF CONSTRUCTION.

TECHNOLOGY KEYED NOTES

- 1 REMOVE CAMERA DEVICE AND PROVIDE TO OWNER. RELOCATE EXISTING DATA CABLE TO NEW CAMERA LOCATION. INSTALL NEW ACOUSTIC CEILING TILE (BY OWNER) OR PAINT AND PATCH WALL OR CEILING (MATCH PAINT WITH OWNER) AS APPLICABLE.
- 2 REPLACE EXISTING CAMERA DEVICE WITH NEW DEVICE AT THIS LOCATION AS SPECIFIED. PROVIDE EXISTING DEVICE TO OWNER.
- 3 NEW DEVICE AT THIS LOCATION. RELOCATE EXISTING DATA CABLE FROM ORIGINAL LOCATION AS INDICATED.
- 4 NEW DEVICE AT THIS LOCATION. NEW DATA DROP TO BE PROVIDED BY OTHERS.
- 5 REMOVE CAMERA DEVICE AND PROVIDE TO OWNER. DATA DROP TO BE DEMOLISHED BACK TO SOURCE, BY OTHERS.
- 6 EXISTING DEVICE TO REMAIN.

PPS CAMERA UPGRADES 2021



KEY PLAN
SCALE: NO SCALE

ISSUED FOR DATE

PROJECT TITLE
VIDEO SURVEILLANCE UPGRADES 2021

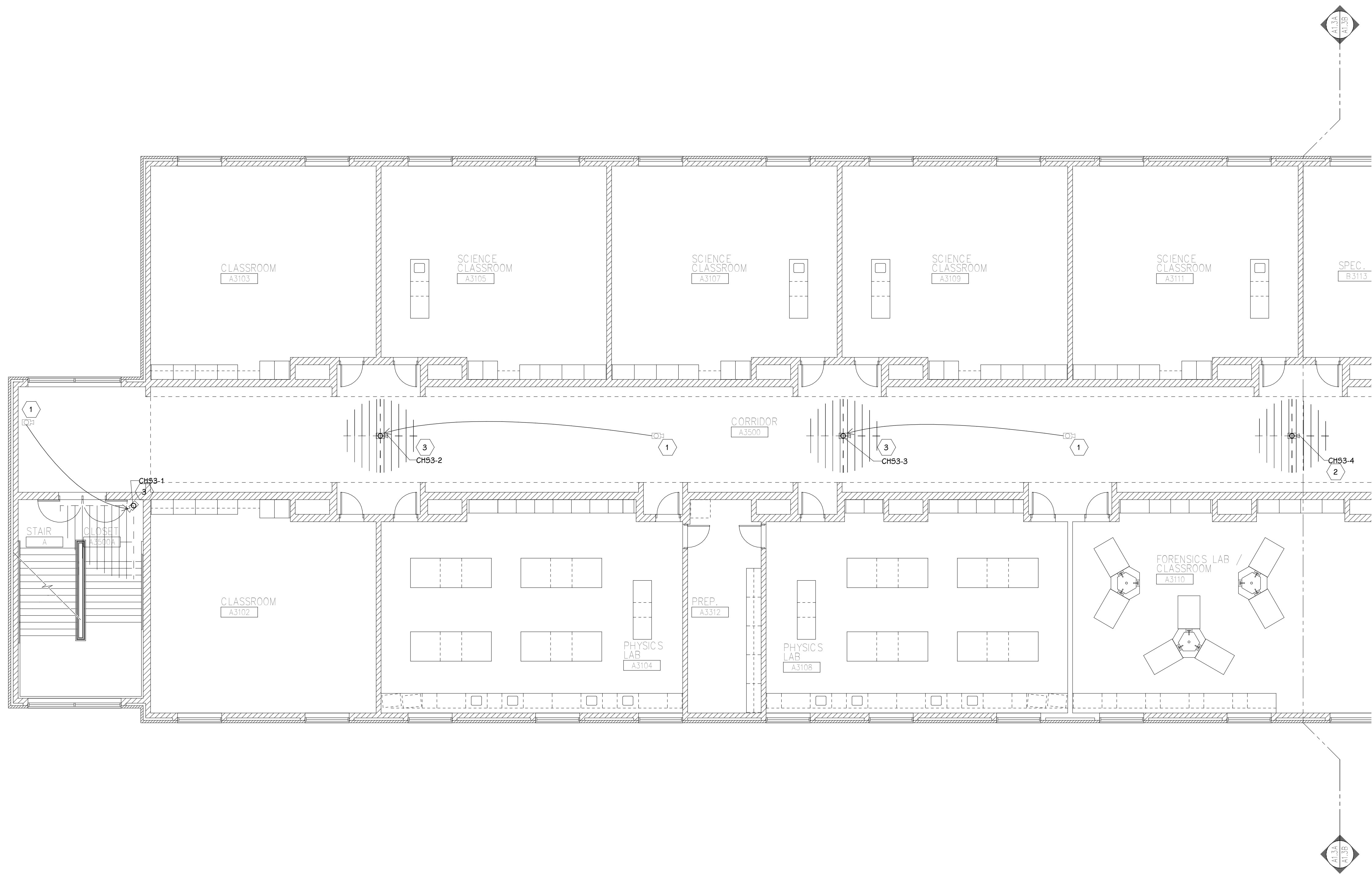
OWNER
PORTAGE PUBLIC SCHOOLS

SHEET TITLE
PCHS - SECOND FLOOR TECHNOLOGY
PLAN - UNIT J

Portage, Michigan

DATE
JULY 28, 2021

SHEET NUMBER
T 102J
21-150.00



THIRD FLOOR TECHNOLOGY PLAN - UNIT A
1/8" = 1'-0"

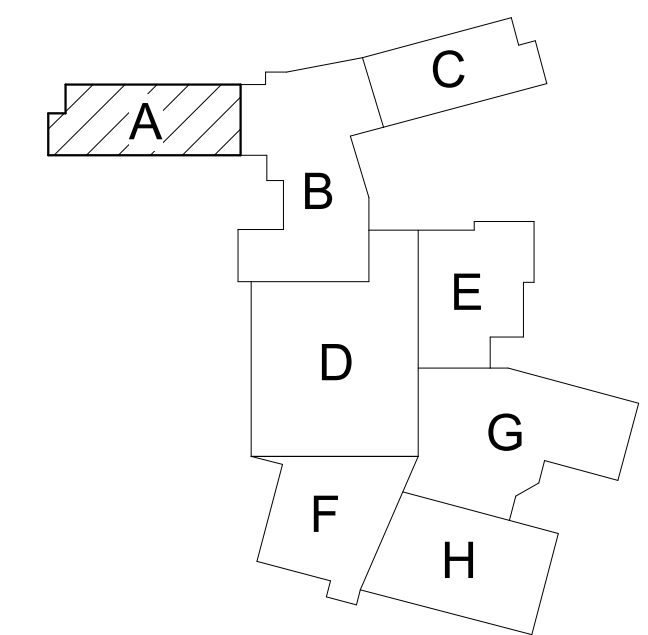
GENERAL TECHNOLOGY NOTES

1. TECHNOLOGY CONTRACTOR SHALL BE RESPONSIBLE FOR ALL CUTTING AND PATCHING REQUIRED FOR NEW WORK OR WHERE DEVICES ARE REMOVED AND NOT REPLACED.
2. TECHNOLOGY CONTRACTOR SHALL COORDINATE WITH G SERIES SHEETS DEVICE COORDINATION DETAIL. DEVICES ARE TO ALIGN VERTICALLY AND HORIZONTALLY AND FOLLOW THE RULES OF THIS DETAIL CONSISTENTLY. A PRE-INSTALL DEVICE COORDINATION MEETING FOR DEVICE FINISHES AND LAYOUT MAY BE REQUIRED IN THE SPECIFICATION FOR THIS PROJECT.
3. REFER TO TECHNOLOGY, ELECTRICAL AND ARCHITECTURAL DETAILS AND ELEVATIONS FOR SYMBOL INFORMATION AND ELEVATION DETAIL.
4. DEVICES AND EQUIPMENT SHOWN DASHED OR WITH AN "X" ARE TO BE REMOVED. FIXTURES, DEVICES AND EQUIPMENT SHOWN LIGHTLY OR WITH AN "E" ARE EXISTING TO REMAIN UNDISTURBED.
5. DEVICES SHOWN WITH AN "R" ARE EXISTING TO BE REPLACED WITH NEW DEVICE AND COVERPLATE.
6. TEMPORARILY SUPPORT EXISTING CEILING DEVICES TO REMAIN IN EXISTING CEILINGS TO BE REPLACED. REINSTALL DEVICES INTO NEW CEILING.
7. CONTRACTOR SHALL BE RESPONSIBLE FOR PROJECT PHASING. TEMPORARY WIRING TO KEEP SYSTEMS RUNNING SHALL BE PROVIDED AS REQUIRED WHILE BUILDING IS OCCUPIED BETWEEN PHASES OF CONSTRUCTION.

TECHNOLOGY KEYED NOTES

1. REMOVE CAMERA DEVICE AND PROVIDE TO OWNER. RELOCATE EXISTING DATA CABLE TO NEW CAMERA LOCATION. INSTALL NEW ACOUSTIC CEILING TILE (BY OWNER) OR PAINT AND PATCH WALL OR CEILING (MATCH PAINT WITH OWNER) AS APPLICABLE.
2. REPLACE EXISTING CAMERA DEVICE WITH NEW DEVICE AT THIS LOCATION AS SPECIFIED. PROVIDE EXISTING DEVICE TO OWNER.
3. NEW DEVICE AT THIS LOCATION. RELOCATE EXISTING DATA CABLE FROM ORIGINAL LOCATION AS INDICATED.
4. NEW DEVICE AT THIS LOCATION. NEW DATA DROP TO BE PROVIDED BY OTHERS.
5. REMOVE CAMERA DEVICE AND PROVIDE TO OWNER. DATA DROP TO BE DEMOLISHED BACK TO SOURCE, BY OTHERS.
6. EXISTING DEVICE TO REMAIN.

PPS CAMERA UPGRADES 2021



KEY PLAN
SCALE: NO SCALE

ISSUED FOR DATE

PROJECT TITLE
VIDEO SURVEILLANCE UPGRADES 2021

OWNER
PORTAGE PUBLIC SCHOOLS

Portage, Michigan

SHEET TITLE
PCHS - THIRD FLOOR TECHNOLOGY
PLAN - UNIT A

SHEET NUMBER
T 103A
DATE
JULY 28, 2021
21-150.00

THIRD FLOOR TECHNOLOGY PLAN - UNIT B
1/8" = 1'-0"



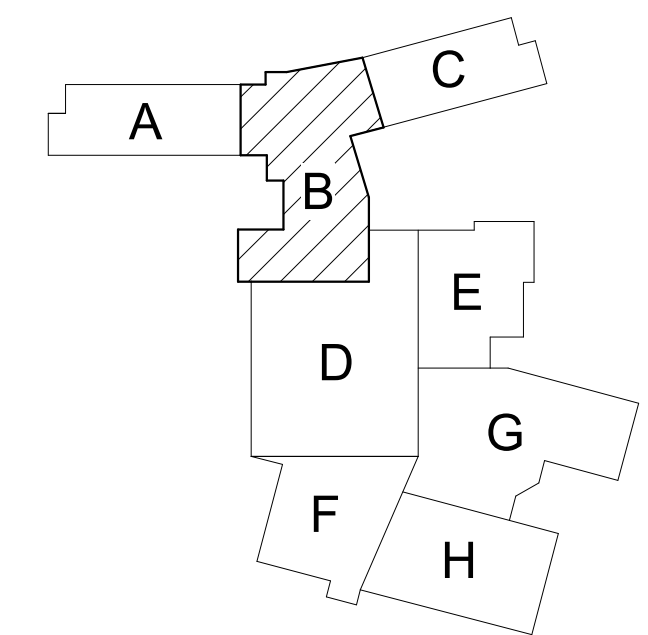
GENERAL TECHNOLOGY NOTES

- 1 TECHNOLOGY CONTRACTOR SHALL BE RESPONSIBLE FOR ALL CUTTING AND PATCHING REQUIRED FOR NEW WORK OR WHERE DEVICES ARE REMOVED AND NOT REPLACED.
- 2 TECHNOLOGY CONTRACTOR SHALL COORDINATE WITH G SERIES SHEETS DEVICE COORDINATION DETAIL. DEVICES ARE TO ALIGN VERTICALLY AND HORIZONTALLY AND FOLLOW THE RULES OF THIS DETAIL CONSISTENTLY. A PRE-INSTALL DEVICE COORDINATION MEETING FOR DEVICE FINISHES AND LAYOUT MAY BE REQUIRED IN THE SPECIFICATION FOR THIS PROJECT.
- 3 REFER TO TECHNOLOGY, ELECTRICAL AND ARCHITECTURAL DETAILS AND ELEVATIONS FOR SYMBOL INFORMATION AND ELEVATION DETAIL.
- 4 DEVICES AND EQUIPMENT SHOWN DASHED OR WITH AN "X" ARE TO BE REMOVED. FIXTURES, DEVICES AND EQUIPMENT SHOWN LIGHTLY OR WITH AN "E" ARE EXISTING TO REMAIN UNDISTURBED.
- 5 DEVICES SHOWN WITH AN "R" ARE EXISTING TO BE REPLACED WITH NEW DEVICE AND COVERPLATE.
- 6 TEMPORARILY SUPPORT EXISTING CEILING DEVICES TO REMAIN IN EXISTING CEILINGS TO BE REPLACED. REINSTALL DEVICES INTO NEW CEILING.
- 7 CONTRACTOR SHALL BE RESPONSIBLE FOR PROJECT PHASING. TEMPORARY WIRING TO KEEP SYSTEMS RUNNING SHALL BE PROVIDED AS REQUIRED WHILE BUILDING IS OCCUPIED BETWEEN PHASES OF CONSTRUCTION.

TECHNOLOGY KEYED NOTES

- 1 REMOVE CAMERA DEVICE AND PROVIDE TO OWNER. RELOCATE EXISTING DATA CABLE TO NEW CAMERA LOCATION. INSTALL NEW ACOUSTIC CEILING TILE (BY OWNER) OR PAINT AND PATCH WALL OR CEILING (MATCH PAINT WITH OWNER) AS APPLICABLE.
- 2 REPLACE EXISTING CAMERA DEVICE WITH NEW DEVICE AT THIS LOCATION AS SPECIFIED. PROVIDE EXISTING DEVICE TO OWNER.
- 3 NEW DEVICE AT THIS LOCATION. RELOCATE EXISTING DATA CABLE FROM ORIGINAL LOCATION AS INDICATED.
- 4 NEW DEVICE AT THIS LOCATION. NEW DATA DROP TO BE PROVIDED BY OTHERS.
- 5 REMOVE CAMERA DEVICE AND PROVIDE TO OWNER. DATA DROP TO BE DEMOLISHED BACK TO SOURCE, BY OTHERS.
- 6 EXISTING DEVICE TO REMAIN.

PPS CAMERA UPGRADES 2021



KEY PLAN
SCALE: NO SCALE

ISSUED FOR DATE

PROJECT TITLE
VIDEO SURVEILLANCE UPGRADES 2021

OWNER
PORTAGE PUBLIC SCHOOLS

Portage, Michigan

SHEET TITLE
PCHS - THIRD FLOOR TECHNOLOGY
PLAN - UNIT B

DATE
JULY 28, 2021

SHEET NUMBER
T-103B
21-150.00

ISSUED FOR DATE

PROJECT TITLE
VIDEO SURVEILLANCE UPGRADES 2021

OWNER
PORTAGE PUBLIC SCHOOLS

Portage, Michigan

SHEET TITLE
THIRD FLOOR TECHNOLOGY PLAN - UNIT C

DATE
JULY 28, 2021
 SHEET NUMBER
T-103C
 21-150.00

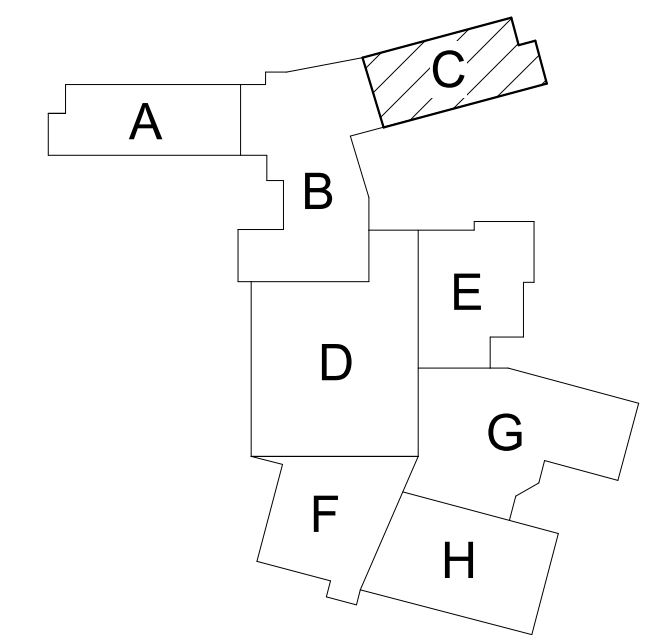
GENERAL TECHNOLOGY NOTES

1. TECHNOLOGY CONTRACTOR SHALL BE RESPONSIBLE FOR ALL CUTTING AND PATCHING REQUIRED FOR NEW WORK OR WHERE DEVICES ARE REMOVED AND NOT REPLACED.
2. TECHNOLOGY CONTRACTOR SHALL COORDINATE WITH G SERIES SHEETS DEVICE COORDINATION DETAIL. DEVICES ARE TO ALIGN VERTICALLY AND HORIZONTALLY AND FOLLOW THE RULES OF THIS DETAIL CONSISTENTLY. A PRE-INSTALL DEVICE COORDINATION MEETING FOR DEVICE FINISHES AND LAYOUT MAY BE REQUIRED IN THE SPECIFICATION FOR THIS PROJECT.
3. REFER TO TECHNOLOGY, ELECTRICAL AND ARCHITECTURAL DETAILS AND ELEVATIONS FOR SYMBOL INFORMATION AND ELEVATION DETAIL.
4. DEVICES AND EQUIPMENT SHOWN DASHED OR WITH AN "X" ARE TO BE REMOVED. FIXTURES, DEVICES AND EQUIPMENT SHOWN LIGHTLY OR WITH AN "E" ARE EXISTING TO REMAIN UNDISTURBED.
5. DEVICES SHOWN WITH AN "R" ARE EXISTING TO BE REPLACED WITH NEW DEVICE AND COVERPLATE.
6. TEMPORARILY SUPPORT EXISTING CEILING DEVICES TO REMAIN IN EXISTING CEILINGS TO BE REPLACED. REINSTALL DEVICES INTO NEW CEILING.
7. CONTRACTOR SHALL BE RESPONSIBLE FOR PROJECT PHASING. TEMPORARY WIRING TO KEEP SYSTEMS RUNNING SHALL BE PROVIDED AS REQUIRED WHILE BUILDING IS OCCUPIED BETWEEN PHASES OF CONSTRUCTION.

TECHNOLOGY KEYED NOTES

1. REMOVE CAMERA DEVICE AND PROVIDE TO OWNER. RELOCATE EXISTING DATA CABLE TO NEW CAMERA LOCATION. INSTALL NEW ACOUSTIC CEILING TILE (BY OWNER) OR PAINT AND PATCH WALL OR CEILING (MATCH PAINT WITH OWNER) AS APPLICABLE.
2. REPLACE EXISTING CAMERA DEVICE WITH NEW DEVICE AT THIS LOCATION AS SPECIFIED. PROVIDE EXISTING DEVICE TO OWNER.
3. NEW DEVICE AT THIS LOCATION. RELOCATE EXISTING DATA CABLE FROM ORIGINAL LOCATION AS INDICATED.
4. NEW DEVICE AT THIS LOCATION. NEW DATA DROP TO BE PROVIDED BY OTHERS.
5. REMOVE CAMERA DEVICE AND PROVIDE TO OWNER. DATA DROP TO BE DEMOLISHED BACK TO SOURCE, BY OTHERS.
6. EXISTING DEVICE TO REMAIN.

PPS CAMERA UPGRADES 2021



KEY PLAN
 SCALE: NO SCALE



 **THIRD FLOOR TECHNOLOGY PLAN - UNIT C**
 1/8" = 1'-0"

CENTRAL HIGH SCHOOL SECURITY CAMERA SCHEDULE

CAMERA NUMBER	MAKE/MODEL	MOUNTING HEIGHT	MOUNTING TYPE	MOUNTING ACCESSORIES	COMMENTS
CH51-1	AVIGILON 4.0C-H5A-D1		CEILING		
CH51-2	AVIGILON 32C-H4A-4MH-360		CEILING		
CH51-3	AVIGILON 32C-H4A-4MH-360		CEILING		
CH51-4	AVIGILON 32C-H4A-4MH-360		CEILING		
CH51-5	AVIGILON 10.0C-H5DH-D1-IR		DROP CEILING		
CH51-6	AVIGILON 10.0C-H5DH-D1-IR		DROP CEILING		
CH51-7	AVIGILON 10.0C-H5DH-D1-IR		DROP CEILING		
CH51-8	AVIGILON 4.0C-H5A-D1		CEILING		
CH51-9	AVIGILON 12.0W-H5A-FE-DC1		CEILING		
CH51-10	AVIGILON 10.0C-H5DH-D1-IR		DROP CEILING		
CH51-11	AVIGILON 10.0C-H5DH-D1-IR		DROP CEILING		
CH51-12	AVIGILON 32C-H4A-4MH-360		CEILING		
CH51-13	AVIGILON 10.0C-H5DH-D1-IR		DROP CEILING		
CH51-14	AVIGILON 10.0C-H5DH-D1-IR		DROP CEILING		
CH51-15	AVIGILON 12.0W-H5A-FE-DC1		DROP CEILING		
CH51-16	AVIGILON 24C-H4A-3MH-180	9' - 0"	SURFACE, PENDANT	H4AMH-AD-PEND1, H4AMH-DO-COVR1, IRPTZ-MNT-WALL1	
CH51-17	AVIGILON 10.0C-H5DH-D1-IR		DROP CEILING		
CH51-18	AVIGILON 10.0C-H5DH-D1-IR		DROP CEILING		
CH51-19	AVIGILON 4.0C-H5A-D1		DROP CEILING		
CH51-20	AVIGILON 32C-H4A-4MH-360		CEILING		
CH51-21	AVIGILON 24C-H4A-3MH-180	9' - 0"	SURFACE, PENDANT	H4AMH-AD-PEND1, H4AMH-DO-COVR1, IRPTZ-MNT-WALL1	
CH51-22	AVIGILON 24C-H4A-3MH-180		CEILING		
CH51-23	AVIGILON 10.0C-H5DH-D1-IR		CEILING		
CH51-24	AVIGILON 32C-H4A-4MH-360		CEILING		
CH51-25	AVIGILON 24C-H4A-3MH-180		CEILING		
CH51-26	AVIGILON 24C-H4A-3MH-180		CEILING		
CH51-27	AVIGILON 4.0C-H5A-D1		CEILING		
CH51-28	AVIGILON 4.0C-H5A-D1		CEILING		
CH51-29	AVIGILON 10.0C-H5DH-D1-IR		CEILING		
CH52-1	AVIGILON 4.0C-H5A-D1		CEILING		
CH52-2	AVIGILON 32C-H4A-4MH-360		DROP CEILING		
CH52-3	AVIGILON 32C-H4A-4MH-360		DROP CEILING		
CH52-4	AVIGILON 32C-H4A-4MH-360		DROP CEILING		
CH52-5	AVIGILON 32C-H4A-4MH-360		DROP CEILING		
CH52-6	AVIGILON 10.0C-H5DH-D1-IR		DROP CEILING		
CH52-7	AVIGILON 10.0C-H5DH-D1-IR		DROP CEILING		
CH52-8	AVIGILON 10.0C-H5DH-D1-IR		DROP CEILING		
CH52-9	AVIGILON 4.0C-H5A-D1		CEILING		
CH52-10	AVIGILON 24C-H4A-3MH-180		DROP CEILING		
CH52-11	AVIGILON 4.0C-H5A-D1		DROP CEILING		
CH53-1	AVIGILON 4.0C-H5A-D1		CEILING		
CH53-2	AVIGILON 32C-H4A-4MH-360		DROP CEILING		
CH53-3	AVIGILON 32C-H4A-4MH-360		DROP CEILING		
CH53-4	AVIGILON 32C-H4A-4MH-360		DROP CEILING		
CH53-5	AVIGILON 4.0C-H5A-D1		CEILING		
CH53-6	AVIGILON 10.0C-H5DH-D1-IR		DROP CEILING		
CH53-7	AVIGILON 10.0C-H5DH-D1-IR		DROP CEILING		
CH53-8	AVIGILON 10.0C-H5DH-D1-IR		DROP CEILING		
CH53-9	AVIGILON 4.0C-H5A-D1		CEILING		
CH54-1	AVIGILON 24C-H4A-3MH-180		CEILING		
CH5-E1	AVIGILON 24C-H4A-3MH-180	9' - 0"	SURFACE, PENDANT	H4AMH-AD-PEND1, H4AMH-DO-COVR1, IRPTZ-MNT-WALL1	
CH5-E2	AVIGILON 24C-H4A-3MH-180	9' - 0"	SURFACE, PENDANT	H4AMH-AD-PEND1, H4AMH-DO-COVR1, IRPTZ-MNT-WALL1	
CH5-E3	AVIGILON 8.0C-H5A-DO1	9' - 0"	SURFACE		
CH5-E4	AVIGILON 24C-H4A-3MH-180	9' - 0"	SURFACE, PENDANT	H4AMH-AD-PEND1, H4AMH-DO-COVR1, IRPTZ-MNT-WALL1	
CH5-E5	AVIGILON 24C-H4A-3MH-180	9' - 0"	SURFACE, PENDANT	H4AMH-AD-PEND1, H4AMH-DO-COVR1, IRPTZ-MNT-WALL1	
CH5-E6	AVIGILON 24C-H4A-3MH-180	9' - 0"	SURFACE, PENDANT	H4AMH-AD-PEND1, H4AMH-DO-COVR1, IRPTZ-MNT-WALL1	
CH5-E7	AVIGILON 24C-H4A-3MH-180	9' - 0"	SURFACE, PENDANT	H4AMH-AD-PEND1, H4AMH-DO-COVR1, IRPTZ-MNT-WALL1	
CH5-E8	AVIGILON 24C-H4A-3MH-180	9' - 0"	SURFACE, PENDANT	H4AMH-AD-PEND1, H4AMH-DO-COVR1, IRPTZ-MNT-WALL1	
CH5-E9	AVIGILON 24C-H4A-3MH-180	9' - 0"	SURFACE, PENDANT	H4AMH-AD-PEND1, H4AMH-DO-COVR1, IRPTZ-MNT-WALL1	
CH5-E10	AVIGILON 4.0C-H5A-DO1	9' - 0"	SURFACE		
CH5-E11	AVIGILON 24C-H4A-3MH-180	9' - 0"	SURFACE, PENDANT	H4AMH-AD-PEND1, H4AMH-DO-COVR1, IRPTZ-MNT-WALL1	
CH5-E12	AVIGILON 24C-H4A-3MH-180	9' - 0"	SURFACE, PENDANT	H4AMH-AD-PEND1, H4AMH-DO-COVR1, IRPTZ-MNT-WALL1	
CH5-E13	AVIGILON 24C-H4A-3MH-180	9' - 0"	SURFACE, PENDANT	H4AMH-AD-PEND1, H4AMH-DO-COVR1, IRPTZ-MNT-WALL1	
CH5-E14	AVIGILON 24C-H4A-3MH-180	9' - 0"	SURFACE, PENDANT	H4AMH-AD-PEND1, H4AMH-DO-COVR1, IRPTZ-MNT-WALL1	
CH5-E15	AVIGILON 24C-H4A-3MH-180	9' - 0"	SURFACE, PENDANT	H4AMH-AD-PEND1, H4AMH-DO-COVR1, IRPTZ-MNT-WALL1	
CH5-E16	AVIGILON 24C-H4A-3MH-180	9' - 0"	SURFACE, PENDANT	H4AMH-AD-PEND1, H4AMH-DO-COVR1, IRPTZ-MNT-WALL1	
CH5-E17	AVIGILON 24C-H4A-3MH-180	9' - 0"	SURFACE, PENDANT	H4AMH-AD-PEND1, H4AMH-DO-COVR1, IRPTZ-MNT-WALL1	
CH5-E18	AVIGILON 24C-H4A-3MH-180	9' - 0"	SURFACE, PENDANT	H4AMH-AD-PEND1, H4AMH-DO-COVR1, IRPTZ-MNT-WALL1	
CH5-E19	AVIGILON 24C-H4A-3MH-180	9' - 0"	SURFACE, PENDANT	H4AMH-AD-PEND1, H4AMH-DO-COVR1, IRPTZ-MNT-WALL1	
CH5-E20	AVIGILON 8.0C-H5A-DO1	10' - 0"	SURFACE		
CH5-E21	AVIGILON 24C-H4A-3MH-180	10' - 0"	SURFACE, PENDANT	H4AMH-AD-PEND1, H4AMH-DO-COVR1, IRPTZ-MNT-WALL1	

CH5-E#: EXTERIOR CAMERA
 CH51-#: INTERIOR CAMERA, FIRST FLOOR
 CH52-#: INTERIOR CAMERA, SECOND FLOOR
 CH53-#: INTERIOR CAMERA, THIRD FLOOR
 CH54-#: INTERIOR CAMERA, FOURTH FLOOR

SECURITY SYMBOLS	
	SECURITY CAMERA - WALL
	SECURITY CAMERA - CEILING
	(HALF SHADED) SECURITY CAMERA - WALL - REFER TO KEYED NOTE FOR DIRECTION
	(HALF SHADED) SECURITY CAMERA - CEILING - REFER TO KEYED NOTE FOR DIRECTION
CAMERA TAG LEGEND	
	X: WALL/CEILING PREFIX Y: FLOOR Z: CAMERA NUMBER (IF FOR ALL EXTERIOR CAMERAS)

NOTES:
 COORDINATE MOUNTING HEIGHTS WITH EXISTING ROUGH IN WHERE DEVICES ARE TO BE REPLACED IN THEIR EXACT LOCATIONS. WHERE NEW DEVICES ARE INSTALLED NEAR EXISTING CAMERAS, MATCH INSTALLATION HEIGHT OF PREVIOUS CAMERA LOCATION.

SYMBOL LEGEND
 SCALE: NONE

ISSUED FOR _____ DATE _____

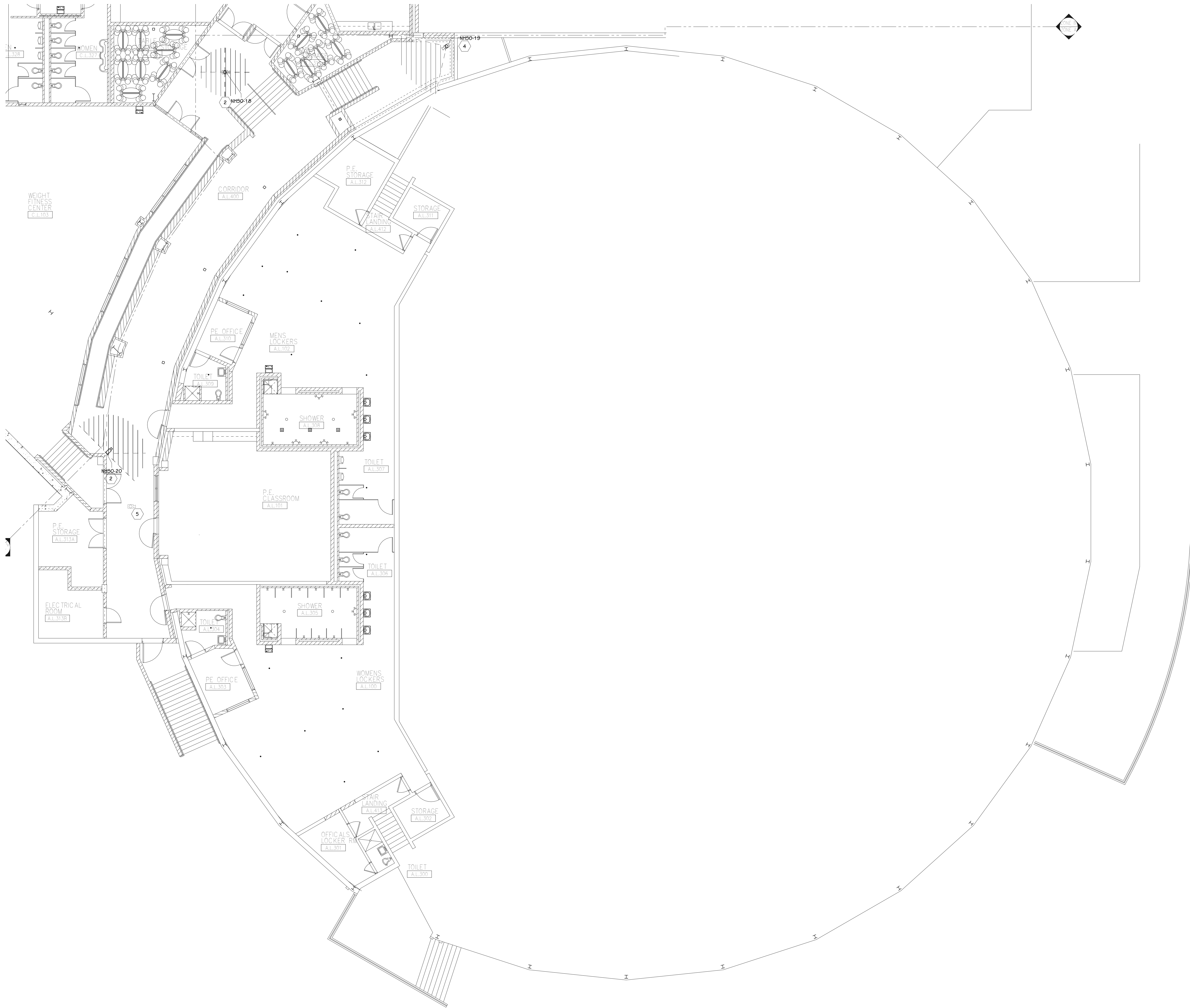
PROJECT TITLE
 VIDEO SURVEILLANCE UPGRADES 2021

OWNER
 PORTAGE PUBLIC SCHOOLS

Portage, Michigan

SHEET TITLE
 PCHS - CAMERA SCHEDULE

SHEET NUMBER
T 104
 DATE
 JULY 28, 2021
 SCALE
 21-150.00



LOWER LEVEL TECHNOLOGY PLAN - UNIT A
1/8" = 1'-0"

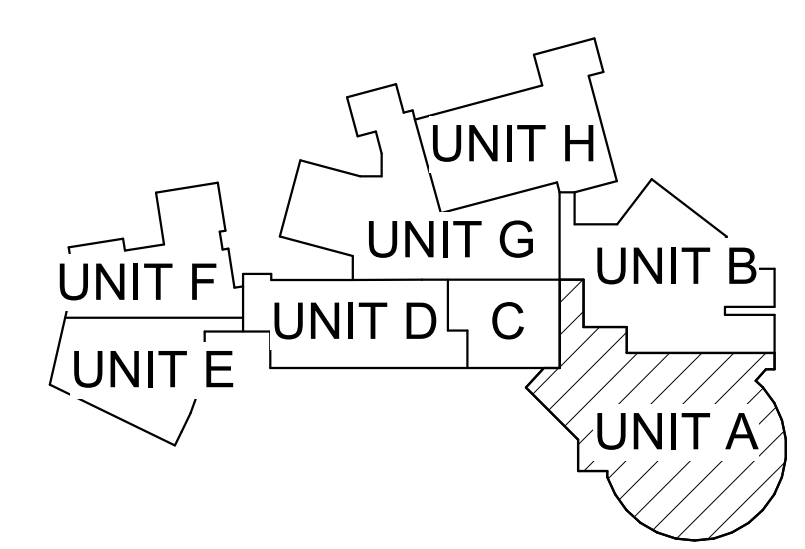
GENERAL TECHNOLOGY NOTES

1. TECHNOLOGY CONTRACTOR SHALL BE RESPONSIBLE FOR ALL CUTTING AND PATCHING REQUIRED FOR NEW WORK OR WHERE DEVICES ARE REMOVED AND NOT REPLACED.
2. TECHNOLOGY CONTRACTOR SHALL COORDINATE WITH G SERIES SHEETS DEVICE COORDINATION DETAIL. DEVICES ARE TO ALIGN VERTICALLY AND HORIZONTALLY AND FOLLOW THE RULES OF THIS DETAIL CONSISTENTLY. A PRE-INSTALL DEVICE COORDINATION MEETING FOR DEVICE FINISHES AND LAYOUT MAY BE REQUIRED IN THE SPECIFICATION FOR THIS PROJECT.
3. REFER TO TECHNOLOGY, ELECTRICAL AND ARCHITECTURAL DETAILS AND ELEVATIONS FOR SYMBOL INFORMATION AND ELEVATION DETAIL.
4. DEVICES AND EQUIPMENT SHOWN DASHED OR WITH AN "X" ARE TO BE REMOVED. FIXTURES, DEVICES AND EQUIPMENT SHOWN LIGHTLY OR WITH AN "E" ARE EXISTING TO REMAIN UNDISTURBED.
5. DEVICES SHOWN WITH AN "R" ARE EXISTING TO BE REPLACED WITH NEW DEVICE AND COVERPLATE.
6. TEMPORARILY SUPPORT EXISTING CEILING DEVICES TO REMAIN IN EXISTING CEILINGS TO BE REPLACED. REINSTALL DEVICES INTO NEW CEILING.
7. CONTRACTOR SHALL BE RESPONSIBLE FOR PROJECT PHASING. TEMPORARY WIRING TO KEEP SYSTEMS RUNNING SHALL BE PROVIDED AS REQUIRED WHILE BUILDING IS OCCUPIED BETWEEN PHASES OF CONSTRUCTION.

TECHNOLOGY KEYED NOTES

1. REMOVE CAMERA DEVICE AND PROVIDE TO OWNER. RELOCATE EXISTING DATA CABLE TO NEW CAMERA LOCATION. INSTALL NEW ACOUSTIC CEILING TILE (BY OWNER) OR PAINT AND PATCH WALL OR CEILING (MATCH PAINT WITH OWNER) AS APPLICABLE.
2. REPLACE EXISTING CAMERA DEVICE WITH NEW DEVICE AT THIS LOCATION AS SPECIFIED. PROVIDE EXISTING DEVICE TO OWNER.
3. NEW DEVICE AT THIS LOCATION. RELOCATE EXISTING DATA CABLE FROM ORIGINAL LOCATION AS INDICATED.
4. NEW DEVICE AT THIS LOCATION. NEW DATA DROP TO BE PROVIDED BY OTHERS.
5. REMOVE CAMERA DEVICE AND PROVIDE TO OWNER. DATA DROP TO BE DEMOLISHED BACK TO SOURCE, BY OTHERS.
6. EXISTING DEVICE TO REMAIN.

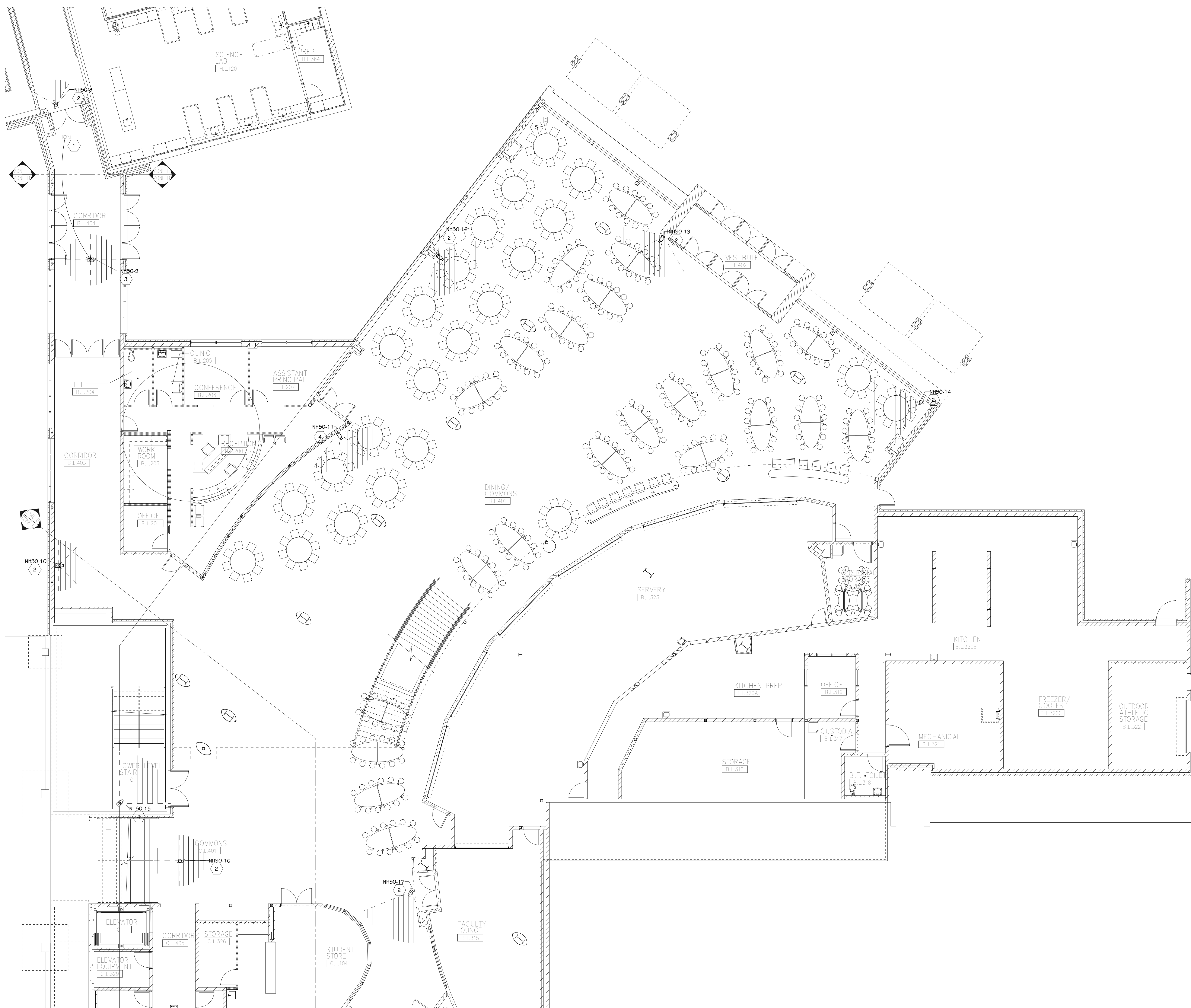
PPS CAMERA UPGRADES 2021



KEY PLAN
SCALE: NO SCALE

TowerPinkster
Architecture · Engineering · Interiors
242 East Kalamazoo Avenue, Suite 100
Portage, Michigan 49782
Phone: 269.443.6133
Fax: 269.443.6133
towerpinkster.com
© 2021 ALL RIGHTS RESERVED

ISSUED FOR: PROJECT TITLE: VIDEO SURVEILLANCE UPGRADES 2021 DATE: OWNER: PORTAGE PUBLIC SCHOOLS PROJECT TITLE: PPS CAMERA UPGRADES 2021 DATE: SHEET NUMBER: T-110A SHEET NUMBER: 21-150.00 OWNER: Portage, Michigan PROJECT TITLE: PNHS - LOWER LEVEL TECHNOLOGY PLAN - UNIT A DATE: JULY 28, 2021



LOWER LEVEL TECHNOLOGY PLAN - UNIT B
1/8" = 1'-0"

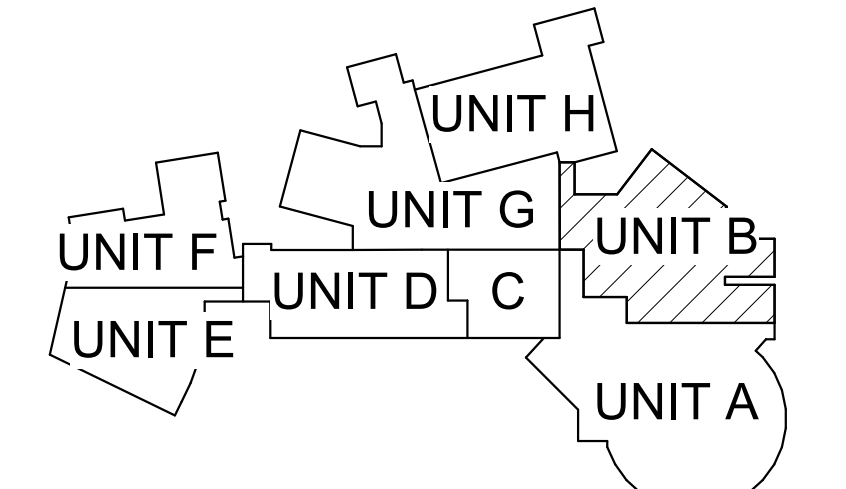
GENERAL TECHNOLOGY NOTES

- 1 TECHNOLOGY CONTRACTOR SHALL BE RESPONSIBLE FOR ALL CUTTING AND PATCHING REQUIRED FOR NEW WORK OR WHERE DEVICES ARE REMOVED AND NOT REPLACED.
- 2 TECHNOLOGY CONTRACTOR SHALL COORDINATE WITH G SERIES SHEETS DEVICE COORDINATION DETAIL. DEVICES ARE TO ALIGN VERTICALLY AND HORIZONTALLY AND FOLLOW THE RULES OF THIS DETAIL CONSISTENTLY. A PRE-INSTALL DEVICE COORDINATION MEETING FOR DEVICE FINISHES AND LAYOUT MAY BE REQUIRED IN THE SPECIFICATION FOR THIS PROJECT.
- 3 REFER TO TECHNOLOGY, ELECTRICAL AND ARCHITECTURAL DETAILS AND ELEVATIONS FOR SYMBOL INFORMATION AND ELEVATION DETAIL.
- 4 DEVICES AND EQUIPMENT SHOWN DASHED OR WITH AN "X" ARE TO BE REMOVED. FIXTURES, DEVICES AND EQUIPMENT SHOWN LIGHTLY OR WITH AN "E" ARE EXISTING TO REMAIN UNDISTURBED.
- 5 DEVICES SHOWN WITH AN "R" ARE EXISTING TO BE REPLACED WITH NEW DEVICE AND COVERPLATE.
- 6 TEMPORARILY SUPPORT EXISTING CEILING DEVICES TO REMAIN IN EXISTING CEILINGS TO BE REPLACED. REINSTALL DEVICES INTO NEW CEILING.
- 7 CONTRACTOR SHALL BE RESPONSIBLE FOR PROJECT PHASING. TEMPORARY WIRING TO KEEP SYSTEMS RUNNING SHALL BE PROVIDED AS REQUIRED WHILE BUILDING IS OCCUPIED BETWEEN PHASES OF CONSTRUCTION.

TECHNOLOGY KEYED NOTES

- 1 REMOVE CAMERA DEVICE AND PROVIDE TO OWNER. RELOCATE EXISTING DATA CABLE TO NEW CAMERA LOCATION. INSTALL NEW ACOUSTIC CEILING TILE (BY OWNER) OR PAINT AND PATCH WALL OR CEILING (MATCH PAINT WITH OWNER) AS APPLICABLE.
- 2 REPLACE EXISTING CAMERA DEVICE WITH NEW DEVICE AT THIS LOCATION AS SPECIFIED. PROVIDE EXISTING DEVICE TO OWNER.
- 3 NEW DEVICE AT THIS LOCATION. RELOCATE EXISTING DATA CABLE FROM ORIGINAL LOCATION AS INDICATED.
- 4 NEW DEVICE AT THIS LOCATION. NEW DATA DROP TO BE PROVIDED BY OTHERS.
- 5 REMOVE CAMERA DEVICE AND PROVIDE TO OWNER. DATA DROP TO BE DEMOLISHED BACK TO SOURCE, BY OTHERS.
- 6 EXISTING DEVICE TO REMAIN.

PPS CAMERA UPGRADES 2021



KEY PLAN
SCALE: NO SCALE

TowerPinkster
Architecture · Engineering · Interiors
4 East Fulton Street, Suite 200
242 East Kalamazoo Avenue, Suite 100
Portage, Michigan 49782
Phone: 269.443.6133
Fax: 269.443.6133
towerpinkster.com
© 2021. ALL RIGHTS RESERVED.

ISSUED FOR _____ DATE _____

PROJECT TITLE
VIDEO SURVEILLANCE UPGRADES 2021

OWNER
PORTAGE PUBLIC SCHOOLS

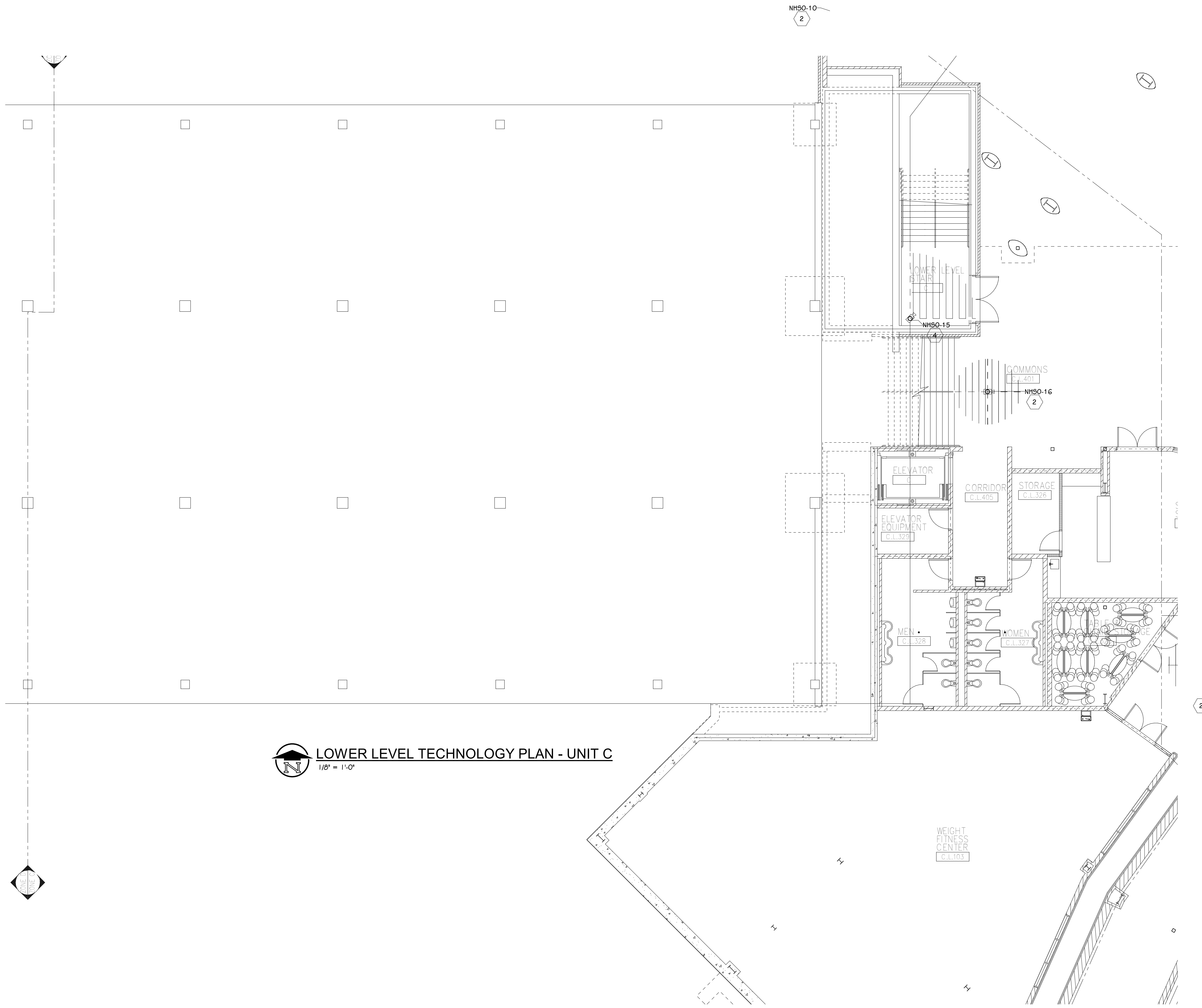
Portage, Michigan

SHEET TITLE
PNHS - LOWER LEVEL TECHNOLOGY PLAN - UNIT B

DATE
JULY 28, 2021

SHEET NUMBER
T-110B

21-150.00



LOWER LEVEL TECHNOLOGY PLAN - UNIT C
1/8" = 1'-0"

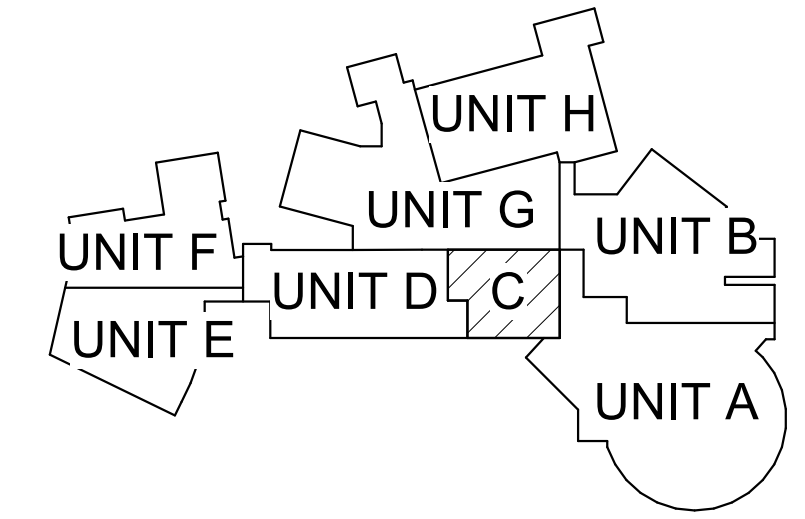
GENERAL TECHNOLOGY NOTES

- 1 TECHNOLOGY CONTRACTOR SHALL BE RESPONSIBLE FOR ALL CUTTING AND PATCHING REQUIRED FOR NEW WORK OR WHERE DEVICES ARE REMOVED AND NOT REPLACED.
- 2 TECHNOLOGY CONTRACTOR SHALL COORDINATE WITH G SERIES SHEETS DEVICE COORDINATION DETAIL. DEVICES ARE TO ALIGN VERTICALLY AND HORIZONTALLY AND FOLLOW THE RULES OF THIS DETAIL CONSISTENTLY. A PRE-INSTALL DEVICE COORDINATION MEETING FOR DEVICE FINISHES AND LAYOUT MAY BE REQUIRED IN THE SPECIFICATION FOR THIS PROJECT.
- 3 REFER TO TECHNOLOGY, ELECTRICAL AND ARCHITECTURAL DETAILS AND ELEVATIONS FOR SYMBOL INFORMATION AND ELEVATION DETAIL.
- 4 DEVICES AND EQUIPMENT SHOWN DASHED OR WITH AN "X" ARE TO BE REMOVED. FIXTURES, DEVICES AND EQUIPMENT SHOWN LIGHTLY OR WITH AN "E" ARE EXISTING TO REMAIN UNDISTURBED.
- 5 DEVICES SHOWN WITH AN "R" ARE EXISTING TO BE REPLACED WITH NEW DEVICE AND COVERPLATE.
- 6 TEMPORARILY SUPPORT EXISTING CEILING DEVICES TO REMAIN IN EXISTING CEILINGS TO BE REPLACED. REINSTALL DEVICES INTO NEW CEILING.
- 7 CONTRACTOR SHALL BE RESPONSIBLE FOR PROJECT PHASING. TEMPORARY WIRING TO KEEP SYSTEMS RUNNING SHALL BE PROVIDED AS REQUIRED WHILE BUILDING IS OCCUPIED BETWEEN PHASES OF CONSTRUCTION.

TECHNOLOGY KEYED NOTES

- 1 REMOVE CAMERA DEVICE AND PROVIDE TO OWNER. RELOCATE EXISTING DATA CABLE TO NEW CAMERA LOCATION. INSTALL NEW ACOUSTIC CEILING TILE (BY OWNER) OR PAINT AND PATCH WALL OR CEILING (MATCH PAINT WITH OWNER) AS APPLICABLE.
- 2 REPLACE EXISTING CAMERA DEVICE WITH NEW DEVICE AT THIS LOCATION AS SPECIFIED. PROVIDE EXISTING DEVICE TO OWNER.
- 3 NEW DEVICE AT THIS LOCATION. RELOCATE EXISTING DATA CABLE FROM ORIGINAL LOCATION AS INDICATED.
- 4 NEW DEVICE AT THIS LOCATION. NEW DATA DROP TO BE PROVIDED BY OTHERS.
- 5 REMOVE CAMERA DEVICE AND PROVIDE TO OWNER. DATA DROP TO BE DEMOLISHED BACK TO SOURCE, BY OTHERS.
- 6 EXISTING DEVICE TO REMAIN.

PPS CAMERA UPGRADES 2021



KEY PLAN
SCALE: NO SCALE

ISSUED FOR DATE

PROJECT TITLE
VIDEO SURVEILLANCE UPGRADES 2021

OWNER
PORTAGE PUBLIC SCHOOLS

SHEET TITLE
PNHS - LOWER LEVEL TECHNOLOGY
PLAN - UNIT C

Portage, Michigan

DATE
JULY 28, 2021

SHEET NUMBER
T-110C
21-150.00



LOWER LEVEL TECHNOLOGY PLAN - UNIT G
1/8" = 1'-0"

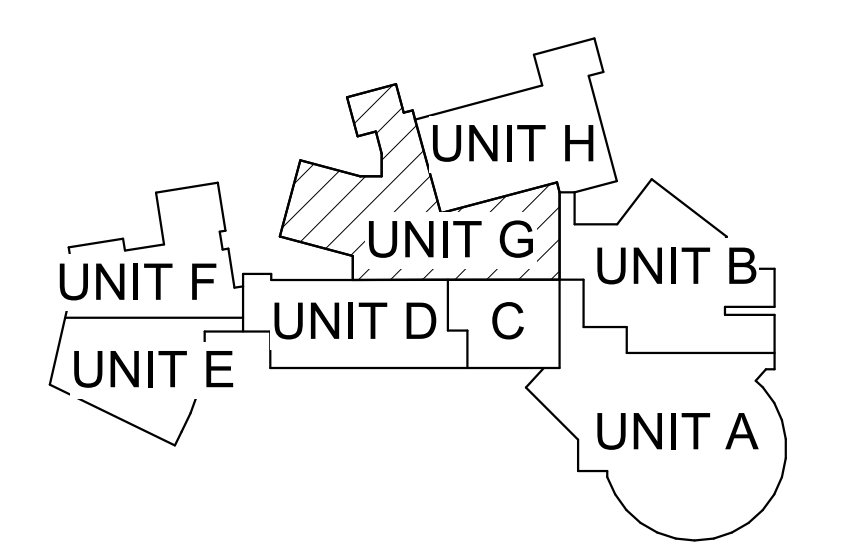
GENERAL TECHNOLOGY NOTES

- 1 TECHNOLOGY CONTRACTOR SHALL BE RESPONSIBLE FOR ALL CUTTING AND PATCHING REQUIRED FOR NEW WORK OR WHERE DEVICES ARE REMOVED AND NOT REPLACED.
- 2 TECHNOLOGY CONTRACTOR SHALL COORDINATE WITH G SERIES SHEETS DEVICE COORDINATION DETAIL. DEVICES ARE TO ALIGN VERTICALLY AND HORIZONTALLY AND FOLLOW THE RULES OF THIS DETAIL CONSISTENTLY. A PRE-INSTALL DEVICE COORDINATION MEETING FOR DEVICE FINISHES AND LAYOUT MAY BE REQUIRED IN THE SPECIFICATION FOR THIS PROJECT.
- 3 REFER TO TECHNOLOGY, ELECTRICAL AND ARCHITECTURAL DETAILS AND ELEVATIONS FOR SYMBOL INFORMATION AND ELEVATION DETAIL.
- 4 DEVICES AND EQUIPMENT SHOWN DASHED OR WITH AN "X" ARE TO BE REMOVED. FIXTURES, DEVICES AND EQUIPMENT SHOWN LIGHTLY OR WITH AN "E" ARE EXISTING TO REMAIN UNDISTURBED.
- 5 DEVICES SHOWN WITH AN "R" ARE EXISTING TO BE REPLACED WITH NEW DEVICE AND COVERPLATE.
- 6 TEMPORARILY SUPPORT EXISTING CEILING DEVICES TO REMAIN IN EXISTING CEILINGS TO BE REPLACED. REINSTALL DEVICES INTO NEW CEILING.
- 7 CONTRACTOR SHALL BE RESPONSIBLE FOR PROJECT PHASING. TEMPORARY WIRING TO KEEP SYSTEMS RUNNING SHALL BE PROVIDED AS REQUIRED WHILE BUILDING IS OCCUPIED BETWEEN PHASES OF CONSTRUCTION.

TECHNOLOGY KEYED NOTES

- 1 REMOVE CAMERA DEVICE AND PROVIDE TO OWNER. RELOCATE EXISTING DATA CABLE TO NEW CAMERA LOCATION. INSTALL NEW ACOUSTIC CEILING TILE (BY OWNER) OR PAINT AND PATCH WALL OR CEILING (MATCH PAINT WITH OWNER) AS APPLICABLE.
- 2 REPLACE EXISTING CAMERA DEVICE WITH NEW DEVICE AT THIS LOCATION AS SPECIFIED. PROVIDE EXISTING DEVICE TO OWNER.
- 3 NEW DEVICE AT THIS LOCATION. RELOCATE EXISTING DATA CABLE FROM ORIGINAL LOCATION AS INDICATED.
- 4 NEW DEVICE AT THIS LOCATION. NEW DATA DROP TO BE PROVIDED BY OTHERS.
- 5 REMOVE CAMERA DEVICE AND PROVIDE TO OWNER. DATA DROP TO BE DEMOLISHED BACK TO SOURCE, BY OTHERS.
- 6 EXISTING DEVICE TO REMAIN.

PPS CAMERA UPGRADES 2021



KEY PLAN
SCALE: NO SCALE

TowerPinkster
Architecture · Engineering · Interiors
242 East Kalamazoo Avenue, Suite 100
Portage, Michigan 49781
Phone: 269.343.6133
Fax: 269.343.6133
towerpinkster.com
© 2021 ALL RIGHTS RESERVED

ISSUED FOR _____ DATE _____

PROJECT TITLE
VIDEO SURVEILLANCE UPGRADES 2021

OWNER
PORTAGE PUBLIC SCHOOLS

Portage, Michigan

SHEET TITLE
PNHS - LOWER LEVEL TECHNOLOGY
PLAN - UNIT G

DATE
JULY 28, 2021

SHEET NUMBER
T-110G

21-150.00

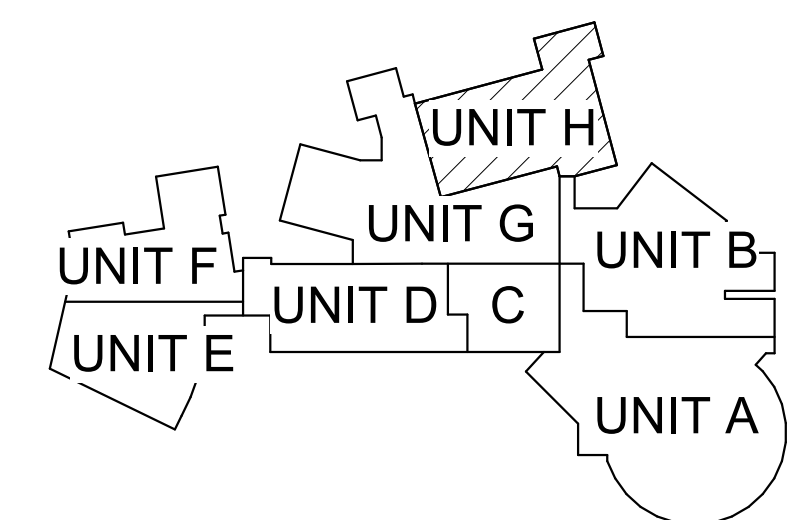
GENERAL TECHNOLOGY NOTES

1. TECHNOLOGY CONTRACTOR SHALL BE RESPONSIBLE FOR ALL CUTTING AND PATCHING REQUIRED FOR NEW WORK OR WHERE DEVICES ARE REMOVED AND NOT REPLACED.
2. TECHNOLOGY CONTRACTOR SHALL COORDINATE WITH G SERIES SHEETS DEVICE COORDINATION DETAIL. DEVICES ARE TO ALIGN VERTICALLY AND HORIZONTALLY AND FOLLOW THE RULES OF THIS DETAIL CONSISTENTLY. A PRE-INSTALL DEVICE COORDINATION MEETING FOR DEVICE FINISHES AND LAYOUT MAY BE REQUIRED IN THE SPECIFICATION FOR THIS PROJECT.
3. REFER TO TECHNOLOGY, ELECTRICAL AND ARCHITECTURAL DETAILS AND ELEVATIONS FOR SYMBOL INFORMATION AND ELEVATION DETAIL.
4. DEVICES AND EQUIPMENT SHOWN DASHED OR WITH AN "X" ARE TO BE REMOVED. FIXTURES, DEVICES AND EQUIPMENT SHOWN LIGHTLY OR WITH AN "E" ARE EXISTING TO REMAIN UNDISTURBED.
5. DEVICES SHOWN WITH AN "R" ARE EXISTING TO BE REPLACED WITH NEW DEVICE AND COVERPLATE.
6. TEMPORARILY SUPPORT EXISTING CEILING DEVICES TO REMAIN IN EXISTING CEILINGS TO BE REPLACED. REINSTALL DEVICES INTO NEW CEILING.
7. CONTRACTOR SHALL BE RESPONSIBLE FOR PROJECT PHASING. TEMPORARY WIRING TO KEEP SYSTEMS RUNNING SHALL BE PROVIDED AS REQUIRED WHILE BUILDING IS OCCUPIED BETWEEN PHASES OF CONSTRUCTION.

TECHNOLOGY KEYED NOTES

1. REMOVE CAMERA DEVICE AND PROVIDE TO OWNER. RELOCATE EXISTING DATA CABLE TO NEW CAMERA LOCATION. INSTALL NEW ACOUSTIC CEILING TILE (BY OWNER) OR PAINT AND PATCH WALL OR CEILING (MATCH PAINT WITH OWNER) AS APPLICABLE.
2. REPLACE EXISTING CAMERA DEVICE WITH NEW DEVICE AT THIS LOCATION AS SPECIFIED. PROVIDE EXISTING DEVICE TO OWNER.
3. NEW DEVICE AT THIS LOCATION. RELOCATE EXISTING DATA CABLE FROM ORIGINAL LOCATION AS INDICATED.
4. NEW DEVICE AT THIS LOCATION. NEW DATA DROP TO BE PROVIDED BY OTHERS.
5. REMOVE CAMERA DEVICE AND PROVIDE TO OWNER. DATA DROP TO BE DEMOLISHED BACK TO SOURCE, BY OTHERS.
6. EXISTING DEVICE TO REMAIN.

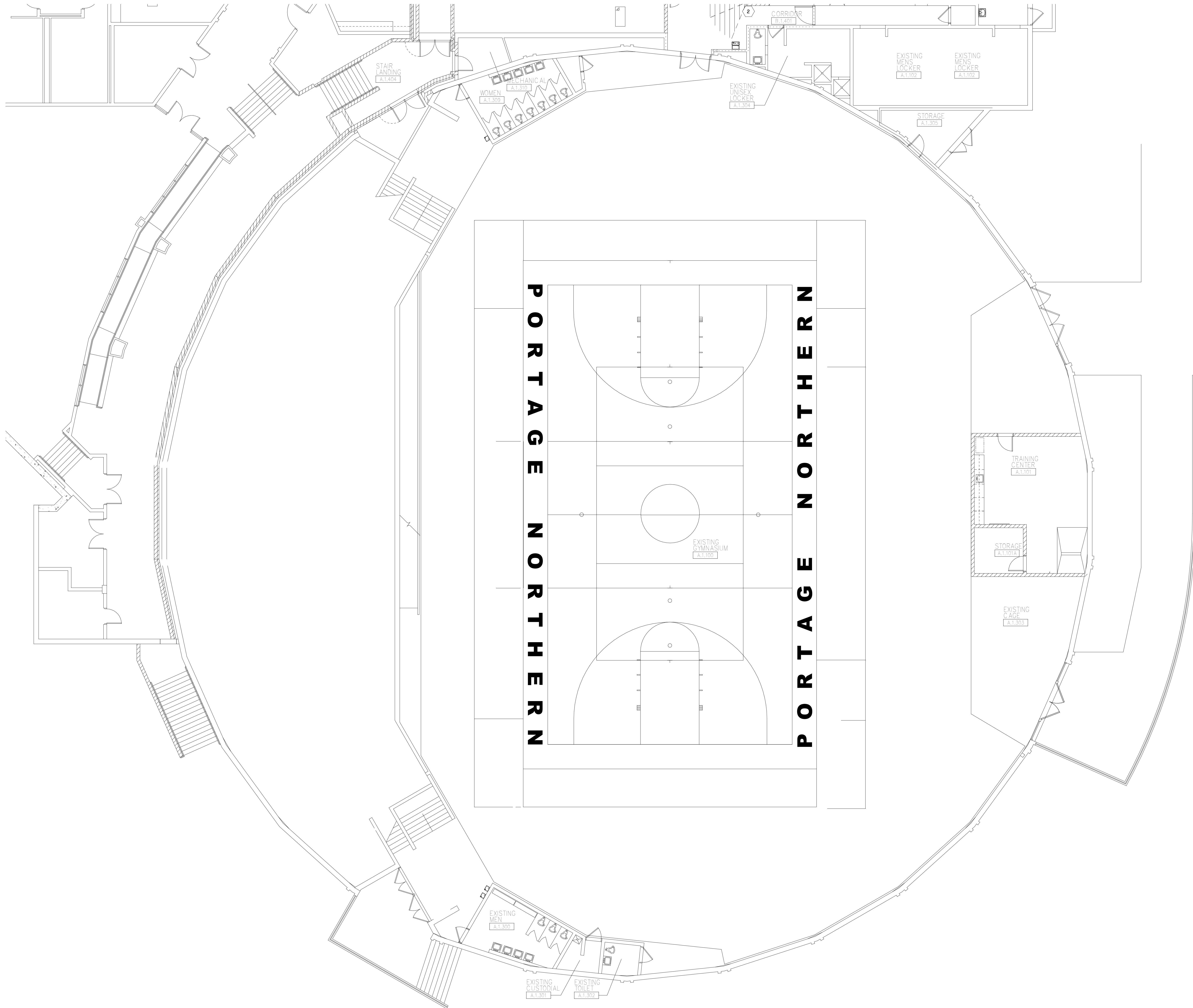
PPS CAMERA UPGRADES 2021



KEY PLAN
 SCALE: NO SCALE



LOWER LEVEL TECHNOLOGY PLAN - UNIT H
 1/8" = 1'-0"



FIRST FLOOR TECHNOLOGY PLAN - UNIT A
1/8" = 1'-0"

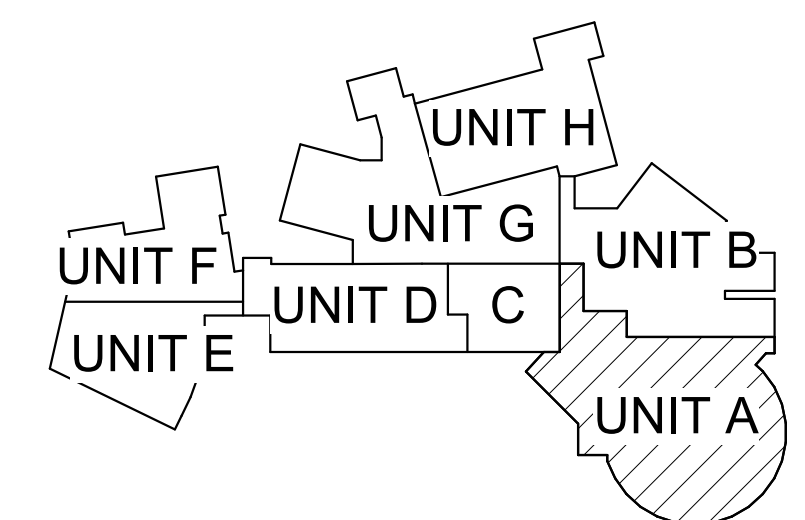
GENERAL TECHNOLOGY NOTES

- 1 TECHNOLOGY CONTRACTOR SHALL BE RESPONSIBLE FOR ALL CUTTING AND PATCHING REQUIRED FOR NEW WORK OR WHERE DEVICES ARE REMOVED AND NOT REPLACED.
- 2 TECHNOLOGY CONTRACTOR SHALL COORDINATE WITH G SERIES SHEETS DEVICE COORDINATION DETAIL. DEVICES ARE TO ALIGN VERTICALLY AND HORIZONTALLY AND FOLLOW THE RULES OF THIS DETAIL CONSISTENTLY. A PRE-INSTALL DEVICE COORDINATION MEETING FOR DEVICE FINISHES AND LAYOUT MAY BE REQUIRED IN THE SPECIFICATION FOR THIS PROJECT.
- 3 REFER TO TECHNOLOGY, ELECTRICAL AND ARCHITECTURAL DETAILS AND ELEVATIONS FOR SYMBOL INFORMATION AND ELEVATION DETAIL.
- 4 DEVICES AND EQUIPMENT SHOWN DASHED OR WITH AN "X" ARE TO BE REMOVED. FIXTURES, DEVICES AND EQUIPMENT SHOWN LIGHTLY OR WITH AN "E" ARE EXISTING TO REMAIN UNDISTURBED.
- 5 DEVICES SHOWN WITH AN "R" ARE EXISTING TO BE REPLACED WITH NEW DEVICE AND COVERPLATE.
- 6 TEMPORARILY SUPPORT EXISTING CEILING DEVICES TO REMAIN IN EXISTING CEILINGS TO BE REPLACED. REINSTALL DEVICES INTO NEW CEILING.
- 7 CONTRACTOR SHALL BE RESPONSIBLE FOR PROJECT PHASING. TEMPORARY WIRING TO KEEP SYSTEMS RUNNING SHALL BE PROVIDED AS REQUIRED WHILE BUILDING IS OCCUPIED BETWEEN PHASES OF CONSTRUCTION.

TECHNOLOGY KEYED NOTES

- 1 REMOVE CAMERA DEVICE AND PROVIDE TO OWNER. RELOCATE EXISTING DATA CABLE TO NEW CAMERA LOCATION. INSTALL NEW ACOUSTIC CEILING TILE (BY OWNER) OR PAINT AND PATCH WALL OR CEILING (MATCH PAINT WITH OWNER) AS APPLICABLE.
- 2 REPLACE EXISTING CAMERA DEVICE WITH NEW DEVICE AT THIS LOCATION AS SPECIFIED. PROVIDE EXISTING DEVICE TO OWNER.
- 3 NEW DEVICE AT THIS LOCATION. RELOCATE EXISTING DATA CABLE FROM ORIGINAL LOCATION AS INDICATED.
- 4 NEW DEVICE AT THIS LOCATION. NEW DATA DROP TO BE PROVIDED BY OTHERS.
- 5 REMOVE CAMERA DEVICE AND PROVIDE TO OWNER. DATA DROP TO BE DEMOLISHED BACK TO SOURCE, BY OTHERS.
- 6 EXISTING DEVICE TO REMAIN.

PPS CAMERA UPGRADES 2021



KEY PLAN
SCALE: NO SCALE

ISSUED FOR DATE

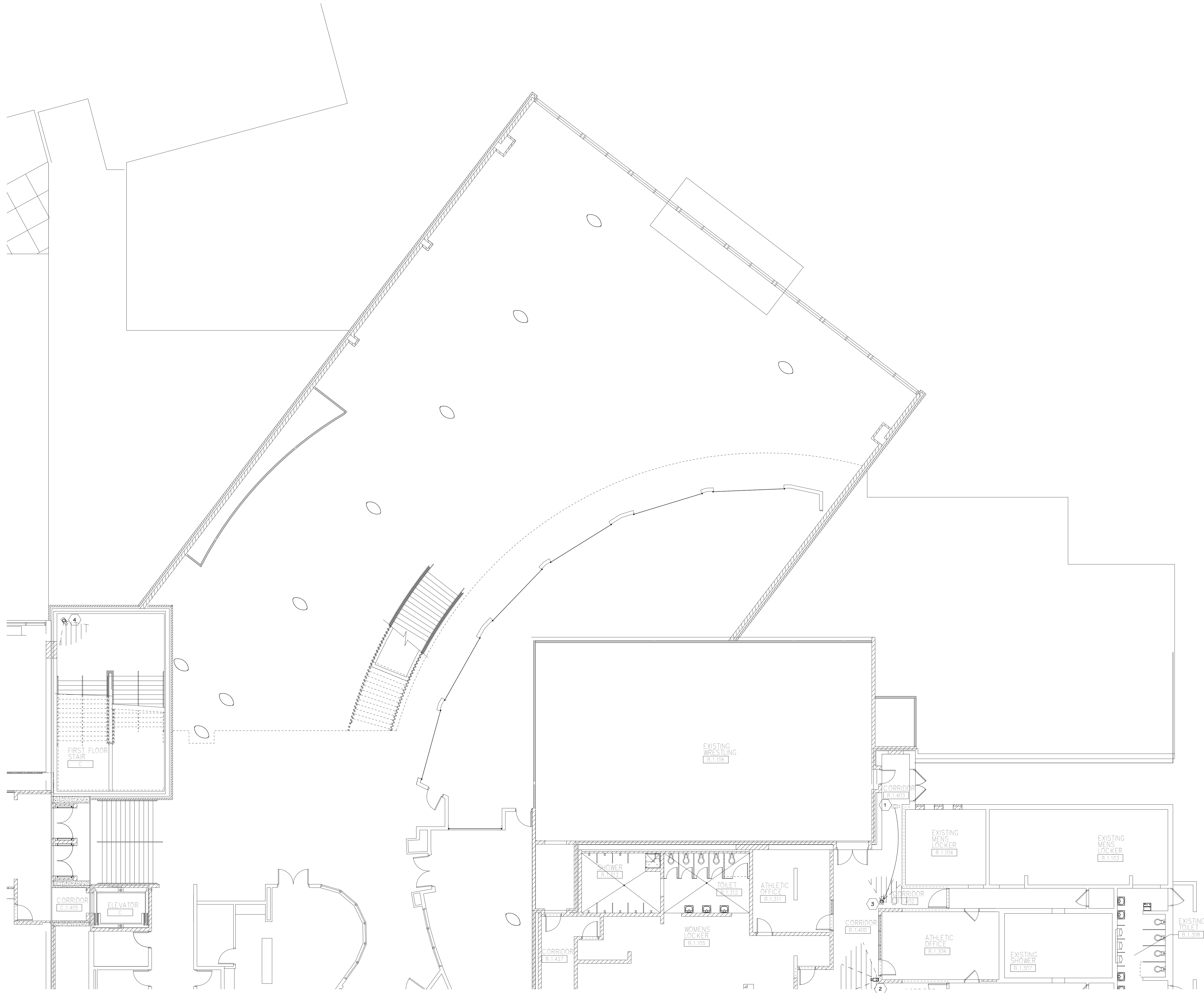
PROJECT TITLE
VIDEO SURVEILLANCE UPGRADES 2021

OWNER
PORTAGE PUBLIC SCHOOLS

SHEET TITLE
PNHS - FIRST FLOOR TECHNOLOGY
PLAN - UNIT A

Portage, Michigan

SHEET NUMBER
T 111A
DATE
JULY 28, 2021
21-150.00



FIRST FLOOR TECHNOLOGY PLAN - UNIT B
1/8" = 1'-0"

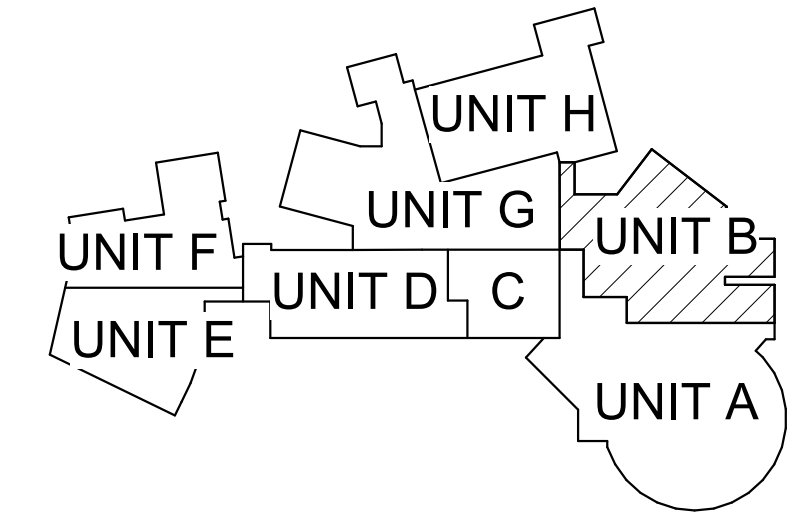
GENERAL TECHNOLOGY NOTES

- 1 TECHNOLOGY CONTRACTOR SHALL BE RESPONSIBLE FOR ALL CUTTING AND PATCHING REQUIRED FOR NEW WORK OR WHERE DEVICES ARE REMOVED AND NOT REPLACED.
- 2 TECHNOLOGY CONTRACTOR SHALL COORDINATE WITH G SERIES SHEETS DEVICE COORDINATION DETAIL. DEVICES ARE TO ALIGN VERTICALLY AND HORIZONTALLY AND FOLLOW THE RULES OF THIS DETAIL CONSISTENTLY. A PRE-INSTALL DEVICE COORDINATION MEETING FOR DEVICE FINISHES AND LAYOUT MAY BE REQUIRED IN THE SPECIFICATION FOR THIS PROJECT.
- 3 REFER TO TECHNOLOGY, ELECTRICAL AND ARCHITECTURAL DETAILS AND ELEVATIONS FOR SYMBOL INFORMATION AND ELEVATION DETAIL.
- 4 DEVICES AND EQUIPMENT SHOWN DASHED OR WITH AN "X" ARE TO BE REMOVED. FIXTURES, DEVICES AND EQUIPMENT SHOWN LIGHTLY OR WITH AN "E" ARE EXISTING TO REMAIN UNDISTURBED.
- 5 DEVICES SHOWN WITH AN "R" ARE EXISTING TO BE REPLACED WITH NEW DEVICE AND COVERPLATE.
- 6 TEMPORARILY SUPPORT EXISTING CEILING DEVICES TO REMAIN IN EXISTING CEILINGS TO BE REPLACED. REINSTALL DEVICES INTO NEW CEILING.
- 7 CONTRACTOR SHALL BE RESPONSIBLE FOR PROJECT PHASING. TEMPORARY WIRING TO KEEP SYSTEMS RUNNING SHALL BE PROVIDED AS REQUIRED WHILE BUILDING IS OCCUPIED BETWEEN PHASES OF CONSTRUCTION.

TECHNOLOGY KEYED NOTES

- 1 REMOVE CAMERA DEVICE AND PROVIDE TO OWNER. RELOCATE EXISTING DATA CABLE TO NEW CAMERA LOCATION. INSTALL NEW ACOUSTIC CEILING TILE (BY OWNER) OR PAINT AND PATCH WALL OR CEILING (MATCH PAINT WITH OWNER) AS APPLICABLE.
- 2 REPLACE EXISTING CAMERA DEVICE WITH NEW DEVICE AT THIS LOCATION AS SPECIFIED. PROVIDE EXISTING DEVICE TO OWNER.
- 3 NEW DEVICE AT THIS LOCATION. RELOCATE EXISTING DATA CABLE FROM ORIGINAL LOCATION AS INDICATED.
- 4 NEW DEVICE AT THIS LOCATION. NEW DATA DROP TO BE PROVIDED BY OTHERS.
- 5 REMOVE CAMERA DEVICE AND PROVIDE TO OWNER. DATA DROP TO BE DEMOLISHED BACK TO SOURCE, BY OTHERS.
- 6 EXISTING DEVICE TO REMAIN.

PPS CAMERA UPGRADES 2021



KEY PLAN
SCALE: NO SCALE

ISSUED FOR DATE

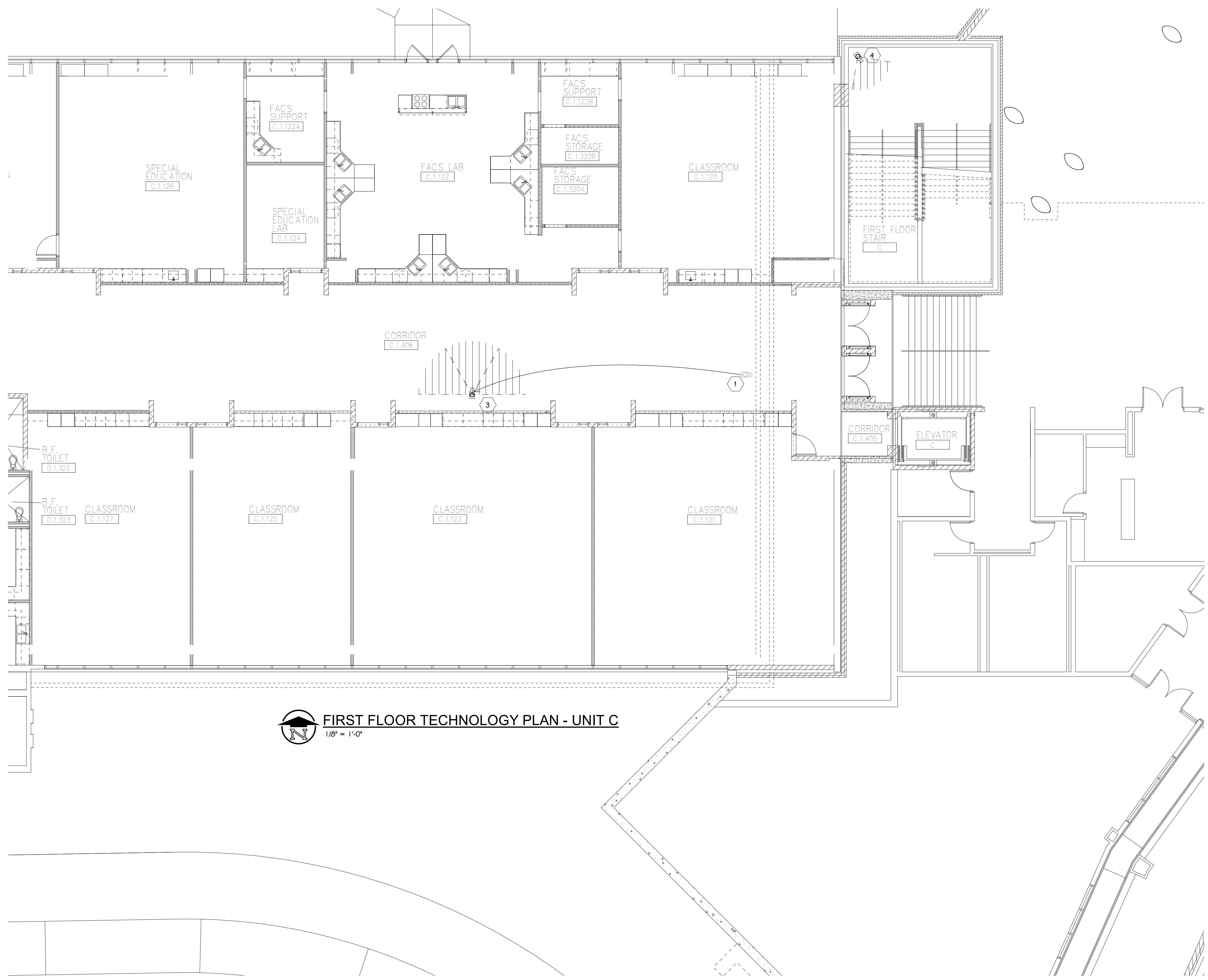
PROJECT TITLE
VIDEO SURVEILLANCE UPGRADES 2021

OWNER
PORTAGE PUBLIC SCHOOLS

SHEET TITLE
PNHS - FIRST FLOOR TECHNOLOGY PLAN - UNIT B

Portage, Michigan

SHEET NUMBER
T-111B
DATE
JULY 28, 2021
21-150.00



FIRST FLOOR TECHNOLOGY PLAN - UNIT C
1/8" = 1'-0"

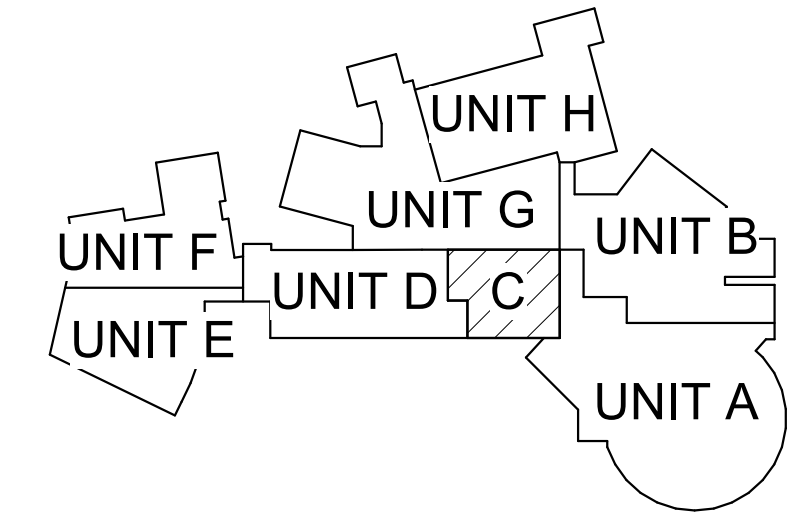
GENERAL TECHNOLOGY NOTES

1. TECHNOLOGY CONTRACTOR SHALL BE RESPONSIBLE FOR ALL CUTTING AND PATCHING REQUIRED FOR NEW WORK OR WHERE DEVICES ARE REMOVED AND NOT REPLACED.
2. TECHNOLOGY CONTRACTOR SHALL COORDINATE WITH G SERIES SHEETS DEVICE COORDINATION DETAIL. DEVICES ARE TO ALIGN VERTICALLY AND HORIZONTALLY AND FOLLOW THE RULES OF THIS DETAIL CONSISTENTLY. A PRE-INSTALL DEVICE COORDINATION MEETING FOR DEVICE FINISHES AND LAYOUT MAY BE REQUIRED IN THE SPECIFICATION FOR THIS PROJECT.
3. REFER TO TECHNOLOGY, ELECTRICAL AND ARCHITECTURAL DETAILS AND ELEVATIONS FOR SYMBOL INFORMATION AND ELEVATION DETAIL.
4. DEVICES AND EQUIPMENT SHOWN DASHED OR WITH AN "X" ARE TO BE REMOVED. FIXTURES, DEVICES AND EQUIPMENT SHOWN LIGHTLY OR WITH AN "E" ARE EXISTING TO REMAIN UNDISTURBED.
5. DEVICES SHOWN WITH AN "R" ARE EXISTING TO BE REPLACED WITH NEW DEVICE AND COVERPLATE.
6. TEMPORARILY SUPPORT EXISTING CEILING DEVICES TO REMAIN IN EXISTING CEILINGS TO BE REPLACED. REINSTALL DEVICES INTO NEW CEILING.
7. CONTRACTOR SHALL BE RESPONSIBLE FOR PROJECT PHASING. TEMPORARY WIRING TO KEEP SYSTEMS RUNNING SHALL BE PROVIDED AS REQUIRED WHILE BUILDING IS OCCUPIED BETWEEN PHASES OF CONSTRUCTION.

TECHNOLOGY KEYED NOTES

1. REMOVE CAMERA DEVICE AND PROVIDE TO OWNER. RELOCATE EXISTING DATA CABLE TO NEW CAMERA LOCATION. INSTALL NEW ACOUSTIC CEILING TILE (BY OWNER) OR PAINT AND PATCH WALL OR CEILING (MATCH PAINT WITH OWNER) AS APPLICABLE.
2. REPLACE EXISTING CAMERA DEVICE WITH NEW DEVICE AT THIS LOCATION AS SPECIFIED. PROVIDE EXISTING DEVICE TO OWNER.
3. NEW DEVICE AT THIS LOCATION. RELOCATE EXISTING DATA CABLE FROM ORIGINAL LOCATION AS INDICATED.
4. NEW DEVICE AT THIS LOCATION. NEW DATA DROP TO BE PROVIDED BY OTHERS.
5. REMOVE CAMERA DEVICE AND PROVIDE TO OWNER. DATA DROP TO BE DEMOLISHED BACK TO SOURCE, BY OTHERS.
6. EXISTING DEVICE TO REMAIN.

PPS CAMERA UPGRADES 2021



KEY PLAN
SCALE: NO SCALE

ISSUED FOR DATE

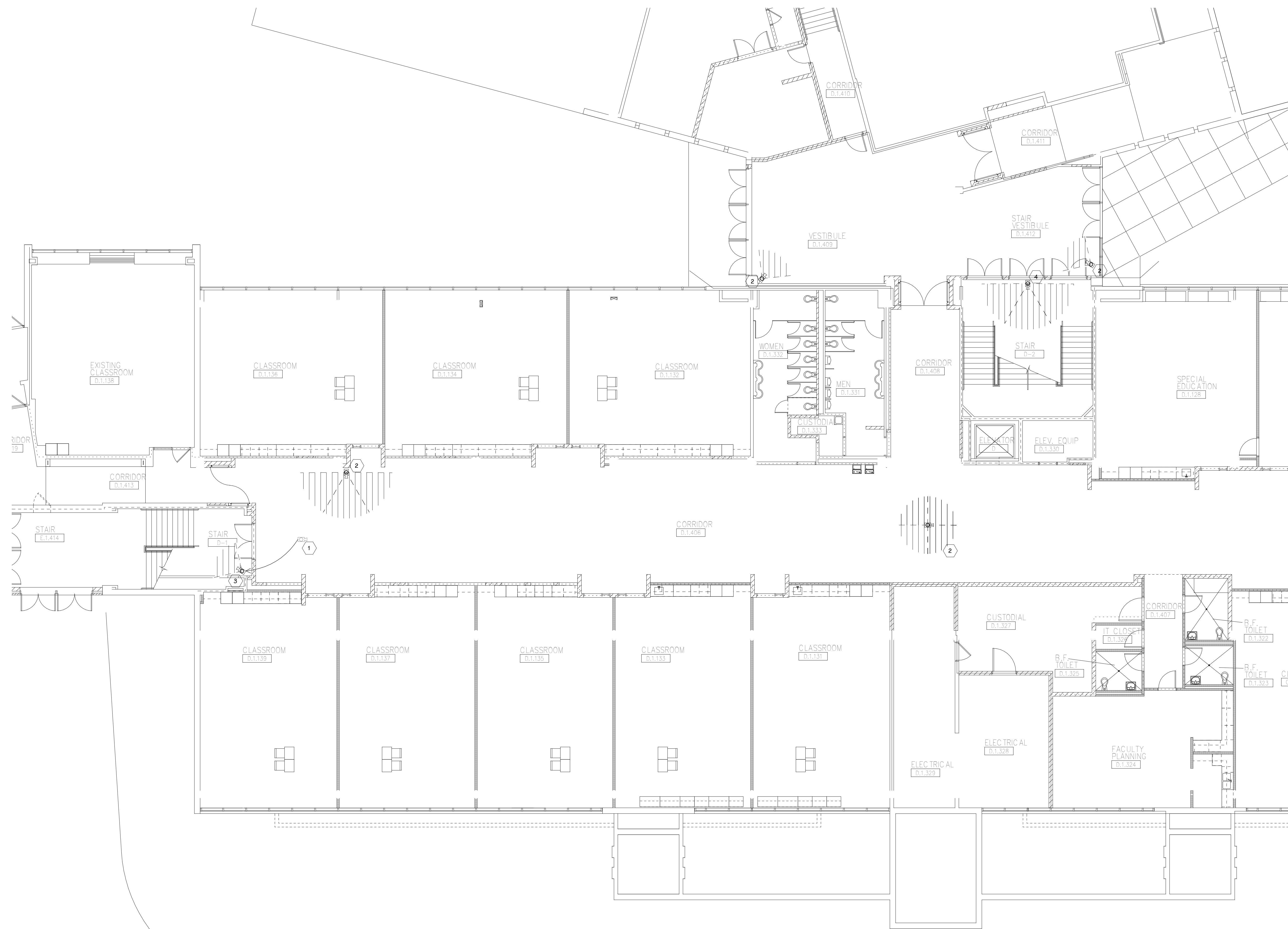
PROJECT TITLE
VIDEO SURVEILLANCE UPGRADES 2021

OWNER
PORTAGE PUBLIC SCHOOLS

Portage, Michigan

SHEET TITLE
PNHS - FIRST FLOOR TECHNOLOGY
PLAN - UNIT C

SHEET NUMBER
T-111C
DATE
JULY 28, 2021
21-150.00



FIRST FLOOR TECHNOLOGY PLAN - UNIT D
1/8" = 1'-0"

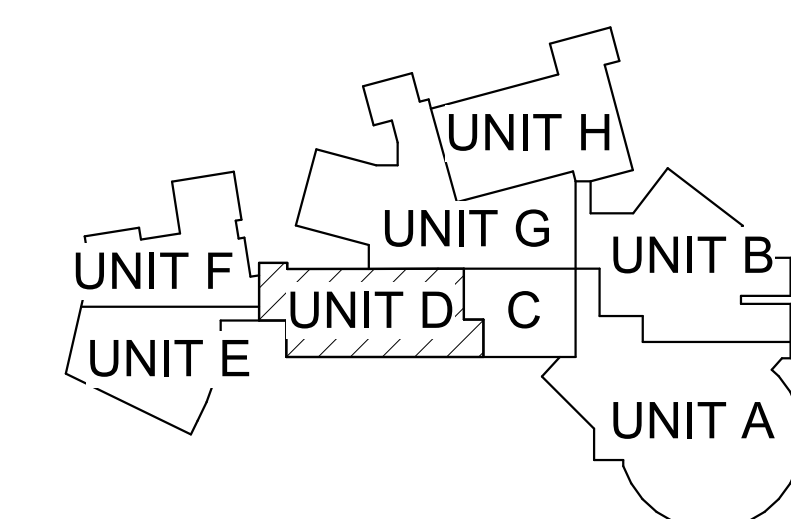
GENERAL TECHNOLOGY NOTES

1. TECHNOLOGY CONTRACTOR SHALL BE RESPONSIBLE FOR ALL CUTTING AND PATCHING REQUIRED FOR NEW WORK OR WHERE DEVICES ARE REMOVED AND NOT REPLACED.
2. TECHNOLOGY CONTRACTOR SHALL COORDINATE WITH G SERIES SHEETS DEVICE COORDINATION DETAIL. DEVICES ARE TO ALIGN VERTICALLY AND HORIZONTALLY AND FOLLOW THE RULES OF THIS DETAIL CONSISTENTLY. A PRE-INSTALL DEVICE COORDINATION MEETING FOR DEVICE FINISHES AND LAYOUT MAY BE REQUIRED IN THE SPECIFICATION FOR THIS PROJECT.
3. REFER TO TECHNOLOGY, ELECTRICAL AND ARCHITECTURAL DETAILS AND ELEVATIONS FOR SYMBOL INFORMATION AND ELEVATION DETAIL.
4. DEVICES AND EQUIPMENT SHOWN DASHED OR WITH AN "X" ARE TO BE REMOVED. FIXTURES, DEVICES AND EQUIPMENT SHOWN LIGHTLY OR WITH AN "E" ARE EXISTING TO REMAIN UNDISTURBED.
5. DEVICES SHOWN WITH AN "R" ARE EXISTING TO BE REPLACED WITH NEW DEVICE AND COVERPLATE.
6. TEMPORARILY SUPPORT EXISTING CEILING DEVICES TO REMAIN IN EXISTING CEILINGS TO BE REPLACED. REINSTALL DEVICES INTO NEW CEILING.
7. CONTRACTOR SHALL BE RESPONSIBLE FOR PROJECT PHASING. TEMPORARY WIRING TO KEEP SYSTEMS RUNNING SHALL BE PROVIDED AS REQUIRED WHILE BUILDING IS OCCUPIED BETWEEN PHASES OF CONSTRUCTION.

TECHNOLOGY KEYED NOTES

1. REMOVE CAMERA DEVICE AND PROVIDE TO OWNER. RELOCATE EXISTING DATA CABLE TO NEW CAMERA LOCATION. INSTALL NEW ACOUSTIC CEILING TILE (BY OWNER) OR PAINT AND PATCH WALL OR CEILING (MATCH PAINT WITH OWNER) AS APPLICABLE.
2. REPLACE EXISTING CAMERA DEVICE WITH NEW DEVICE AT THIS LOCATION AS SPECIFIED. PROVIDE EXISTING DEVICE TO OWNER.
3. NEW DEVICE AT THIS LOCATION. RELOCATE EXISTING DATA CABLE FROM ORIGINAL LOCATION AS INDICATED.
4. NEW DEVICE AT THIS LOCATION. NEW DATA DROP TO BE PROVIDED BY OTHERS.
5. REMOVE CAMERA DEVICE AND PROVIDE TO OWNER. DATA DROP TO BE DEMOLISHED BACK TO SOURCE, BY OTHERS.
6. EXISTING DEVICE TO REMAIN.

PPS CAMERA UPGRADES 2021



KEY PLAN
SCALE: NO SCALE

ISSUED FOR

DATE

PROJECT TITLE
VIDEO SURVEILLANCE UPGRADES 2021

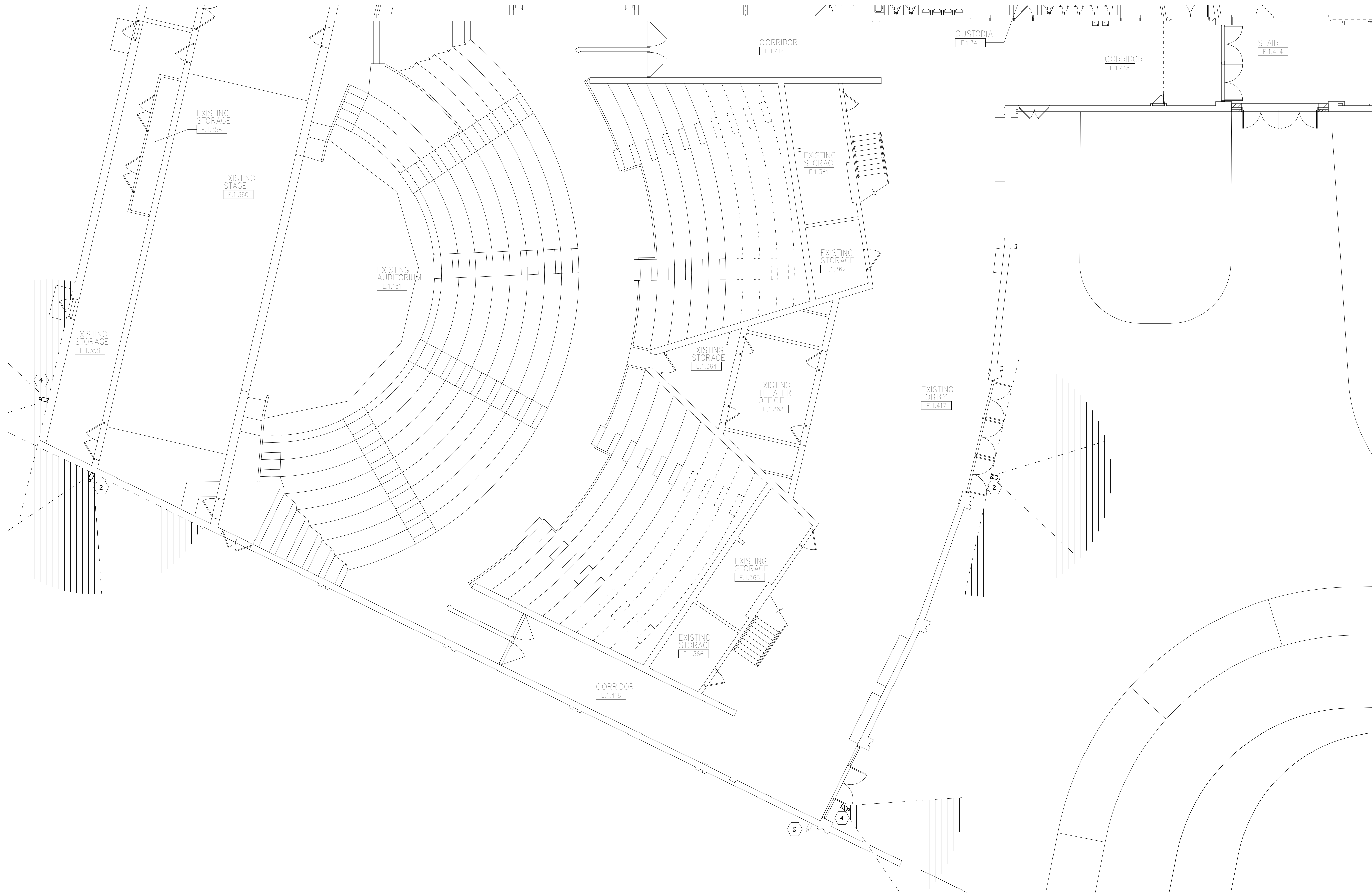
OWNER
PORTAGE PUBLIC SCHOOLS

Portage, Michigan

SHEET TITLE
PNHS - FIRST FLOOR TECHNOLOGY
PLAN - UNIT D

DATE
JULY 28, 2021

SHEET NUMBER
T-111D
21-150.00



 **FIRST FLOOR TECHNOLOGY PLAN - UNIT E**
1/8" = 1'-0"

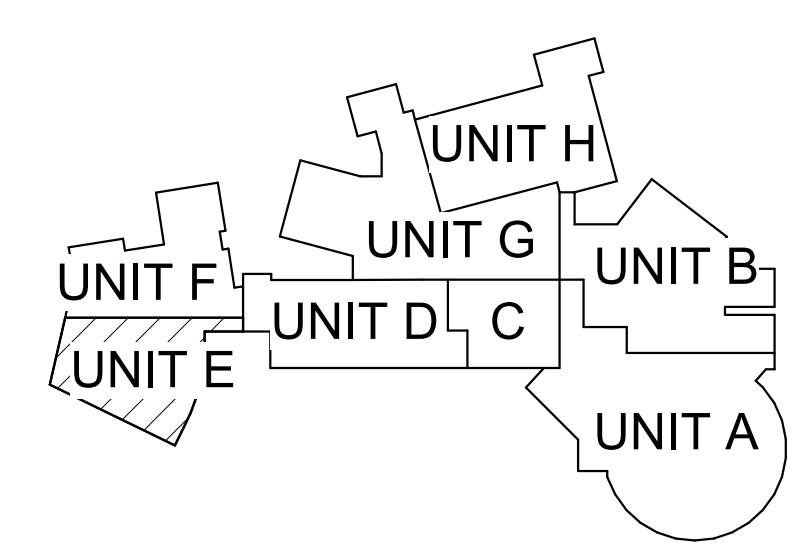
GENERAL TECHNOLOGY NOTES

- 1 TECHNOLOGY CONTRACTOR SHALL BE RESPONSIBLE FOR ALL CUTTING AND PATCHING REQUIRED FOR NEW WORK OR WHERE DEVICES ARE REMOVED AND NOT REPLACED.
- 2 TECHNOLOGY CONTRACTOR SHALL COORDINATE WITH G SERIES SHEETS DEVICE COORDINATION DETAIL. DEVICES ARE TO ALIGN VERTICALLY AND HORIZONTALLY AND FOLLOW THE RULES OF THIS DETAIL CONSISTENTLY. A PRE-INSTALL DEVICE COORDINATION MEETING FOR DEVICE FINISHES AND LAYOUT MAY BE REQUIRED IN THE SPECIFICATION FOR THIS PROJECT.
- 3 REFER TO TECHNOLOGY, ELECTRICAL AND ARCHITECTURAL DETAILS AND ELEVATIONS FOR SYMBOL INFORMATION AND ELEVATION DETAIL.
- 4 DEVICES AND EQUIPMENT SHOWN DASHED OR WITH AN "X" ARE TO BE REMOVED. FIXTURES, DEVICES AND EQUIPMENT SHOWN LIGHTLY OR WITH AN "E" ARE EXISTING TO REMAIN UNDISTURBED.
- 5 DEVICES SHOWN WITH AN "R" ARE EXISTING TO BE REPLACED WITH NEW DEVICE AND COVERPLATE.
- 6 TEMPORARILY SUPPORT EXISTING CEILING DEVICES TO REMAIN IN EXISTING CEILINGS TO BE REPLACED. REINSTALL DEVICES INTO NEW CEILING.
- 7 CONTRACTOR SHALL BE RESPONSIBLE FOR PROJECT PHASING. TEMPORARY WIRING TO KEEP SYSTEMS RUNNING SHALL BE PROVIDED AS REQUIRED WHILE BUILDING IS OCCUPIED BETWEEN PHASES OF CONSTRUCTION.

TECHNOLOGY KEYED NOTES

- 1 REMOVE CAMERA DEVICE AND PROVIDE TO OWNER. RELOCATE EXISTING DATA CABLE TO NEW CAMERA LOCATION. INSTALL NEW ACOUSTIC CEILING TILE (BY OWNER) OR PAINT AND PATCH WALL OR CEILING (MATCH PAINT WITH OWNER) AS APPLICABLE.
- 2 REPLACE EXISTING CAMERA DEVICE WITH NEW DEVICE AT THIS LOCATION AS SPECIFIED. PROVIDE EXISTING DEVICE TO OWNER.
- 3 NEW DEVICE AT THIS LOCATION. RELOCATE EXISTING DATA CABLE FROM ORIGINAL LOCATION AS INDICATED.
- 4 NEW DEVICE AT THIS LOCATION. NEW DATA DROP TO BE PROVIDED BY OTHERS.
- 5 REMOVE CAMERA DEVICE AND PROVIDE TO OWNER. DATA DROP TO BE DEMOLISHED BACK TO SOURCE, BY OTHERS.
- 6 EXISTING DEVICE TO REMAIN.

PPS CAMERA UPGRADES 2021



KEY PLAN
SCALE: NO SCALE

ISSUED FOR DATE

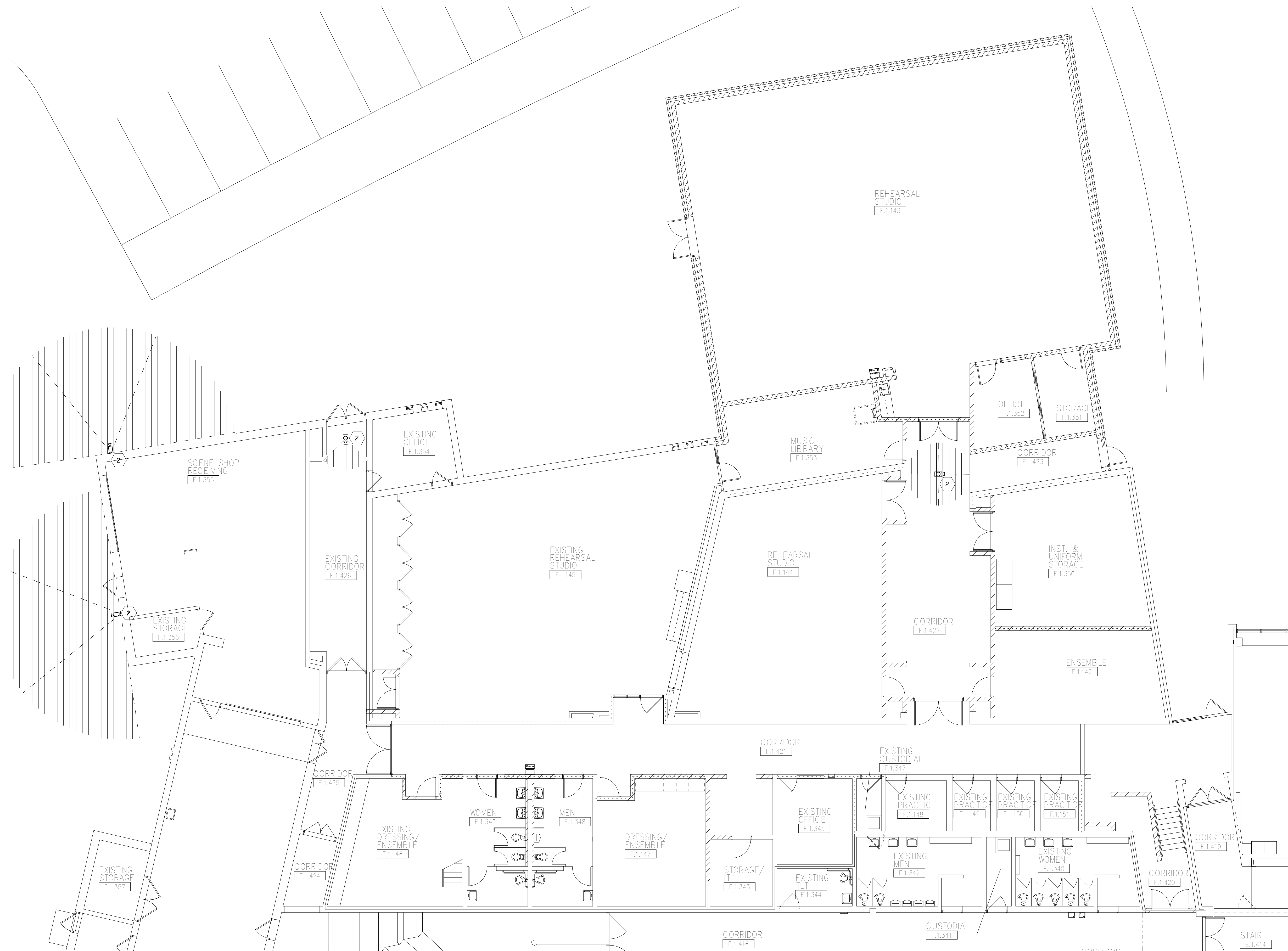
PROJECT TITLE
VIDEO SURVEILLANCE UPGRADES 2021

OWNER
PORTAGE PUBLIC SCHOOLS

Portage, Michigan

SHEET TITLE
PNHS - FIRST FLOOR TECHNOLOGY
PLAN - UNIT E

DATE
JULY 28, 2021
SHEET NUMBER
T-111E
21-150.00



FIRST FLOOR TECHNOLOGY PLAN - UNIT F
1/8" = 1'-0"

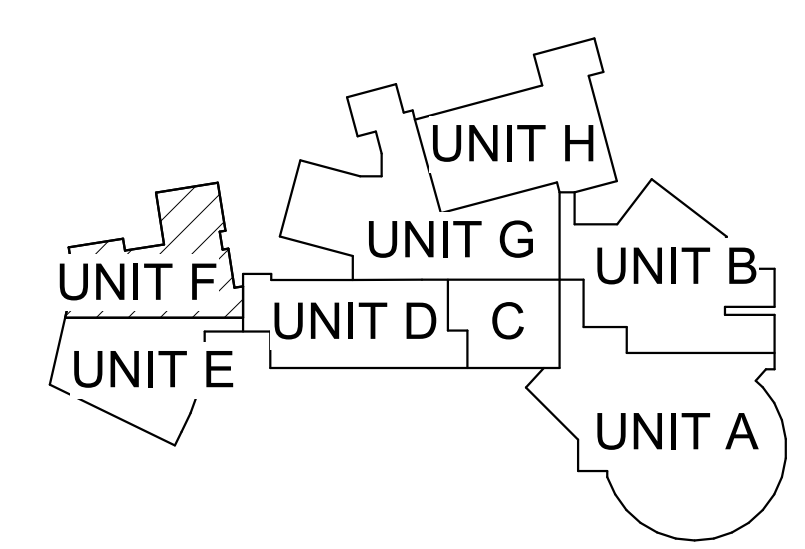
GENERAL TECHNOLOGY NOTES

1. TECHNOLOGY CONTRACTOR SHALL BE RESPONSIBLE FOR ALL CUTTING AND PATCHING REQUIRED FOR NEW WORK OR WHERE DEVICES ARE REMOVED AND NOT REPLACED.
2. TECHNOLOGY CONTRACTOR SHALL COORDINATE WITH G SERIES SHEETS DEVICE COORDINATION DETAIL. DEVICES ARE TO ALIGN VERTICALLY AND HORIZONTALLY AND FOLLOW THE RULES OF THIS DETAIL CONSISTENTLY. A PRE-INSTALL DEVICE COORDINATION MEETING FOR DEVICE FINISHES AND LAYOUT MAY BE REQUIRED IN THE SPECIFICATION FOR THIS PROJECT.
3. REFER TO TECHNOLOGY, ELECTRICAL AND ARCHITECTURAL DETAILS AND ELEVATIONS FOR SYMBOL INFORMATION AND ELEVATION DETAIL.
4. DEVICES AND EQUIPMENT SHOWN DASHED OR WITH AN "X" ARE TO BE REMOVED. FIXTURES, DEVICES AND EQUIPMENT SHOWN LIGHTLY OR WITH AN "E" ARE EXISTING TO REMAIN UNDISTURBED.
5. DEVICES SHOWN WITH AN "R" ARE EXISTING TO BE REPLACED WITH NEW DEVICE AND COVERPLATE.
6. TEMPORARILY SUPPORT EXISTING CEILING DEVICES TO REMAIN IN EXISTING CEILINGS TO BE REPLACED. REINSTALL DEVICES INTO NEW CEILING.
7. CONTRACTOR SHALL BE RESPONSIBLE FOR PROJECT PHASING. TEMPORARY WIRING TO KEEP SYSTEMS RUNNING SHALL BE PROVIDED AS REQUIRED WHILE BUILDING IS OCCUPIED BETWEEN PHASES OF CONSTRUCTION.

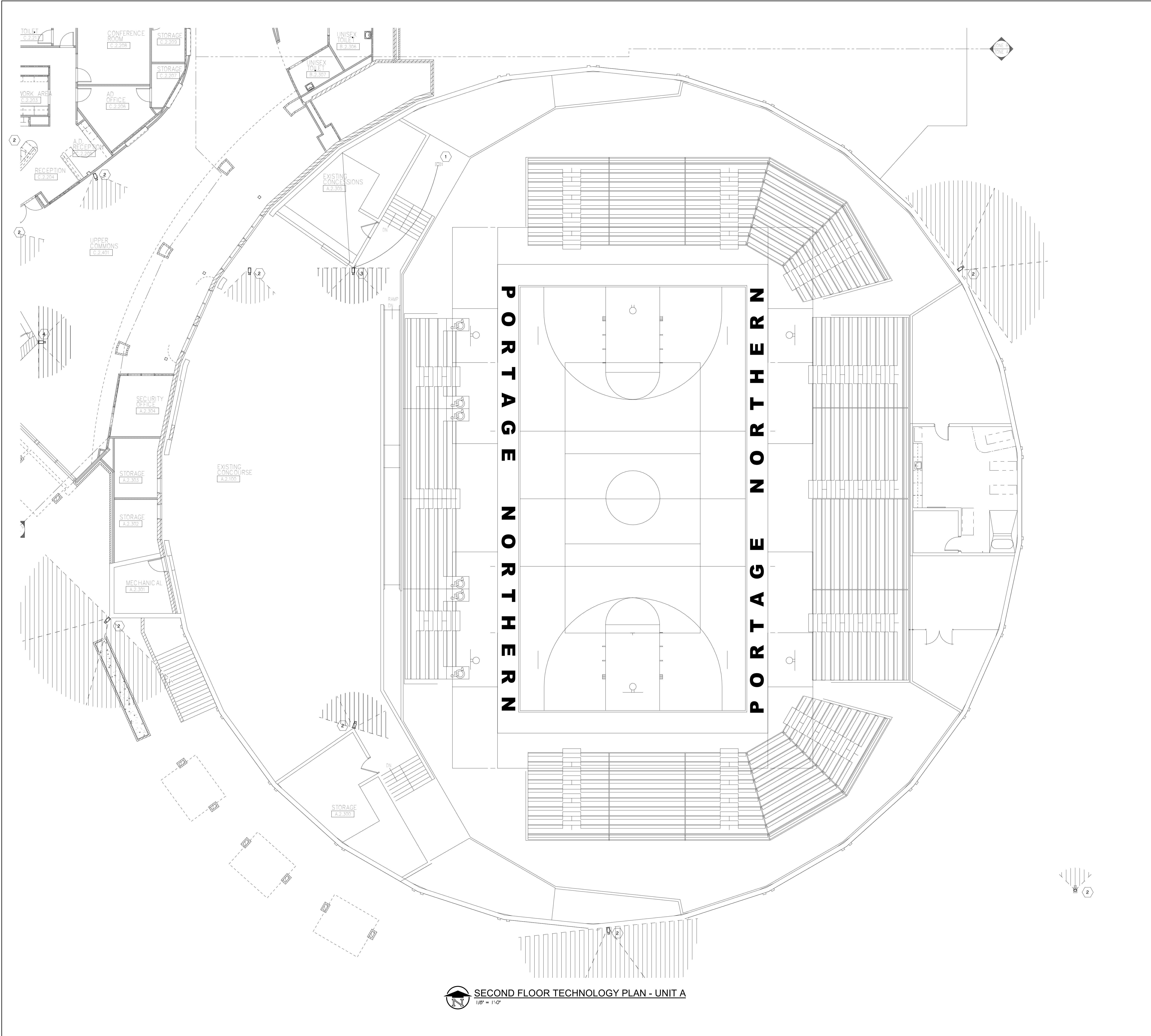
TECHNOLOGY KEYED NOTES

1. REMOVE CAMERA DEVICE AND PROVIDE TO OWNER. RELOCATE EXISTING DATA CABLE TO NEW CAMERA LOCATION. INSTALL NEW ACOUSTIC CEILING TILE (BY OWNER) OR PAINT AND PATCH WALL OR CEILING (MATCH PAINT WITH OWNER) AS APPLICABLE.
2. REPLACE EXISTING CAMERA DEVICE WITH NEW DEVICE AT THIS LOCATION AS SPECIFIED. PROVIDE EXISTING DEVICE TO OWNER.
3. NEW DEVICE AT THIS LOCATION. RELOCATE EXISTING DATA CABLE FROM ORIGINAL LOCATION AS INDICATED.
4. NEW DEVICE AT THIS LOCATION. NEW DATA DROP TO BE PROVIDED BY OTHERS.
5. REMOVE CAMERA DEVICE AND PROVIDE TO OWNER. DATA DROP TO BE DEMOLISHED BACK TO SOURCE, BY OTHERS.
6. EXISTING DEVICE TO REMAIN.

PPS CAMERA UPGRADES 2021



KEY PLAN
SCALE: NO SCALE



SECOND FLOOR TECHNOLOGY PLAN - UNIT A
1/8" = 1'-0"

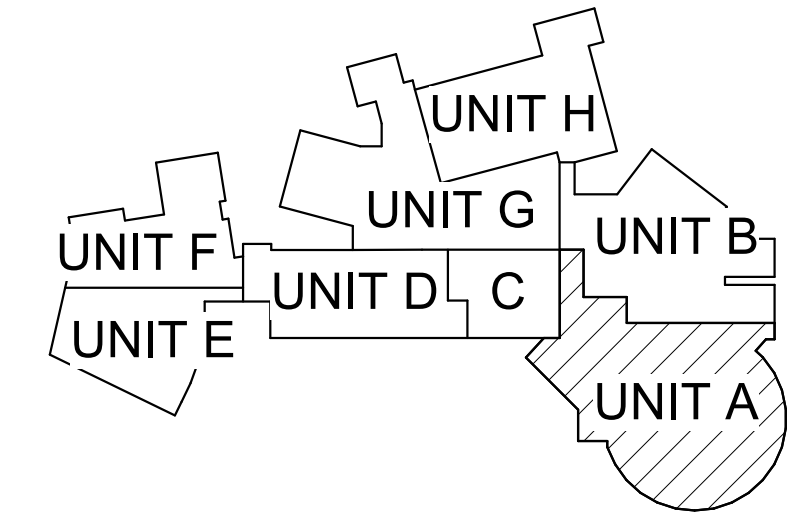
GENERAL TECHNOLOGY NOTES

1. TECHNOLOGY CONTRACTOR SHALL BE RESPONSIBLE FOR ALL CUTTING AND PATCHING REQUIRED FOR NEW WORK OR WHERE DEVICES ARE REMOVED AND NOT REPLACED.
2. TECHNOLOGY CONTRACTOR SHALL COORDINATE WITH G SERIES SHEETS DEVICE COORDINATION DETAIL. DEVICES ARE TO ALIGN VERTICALLY AND HORIZONTALLY AND FOLLOW THE RULES OF THIS DETAIL CONSISTENTLY. A PRE-INSTALL DEVICE COORDINATION MEETING FOR DEVICE FINISHES AND LAYOUT MAY BE REQUIRED IN THE SPECIFICATION FOR THIS PROJECT.
3. REFER TO TECHNOLOGY, ELECTRICAL AND ARCHITECTURAL DETAILS AND ELEVATIONS FOR SYMBOL INFORMATION AND ELEVATION DETAIL.
4. DEVICES AND EQUIPMENT SHOWN DASHED OR WITH AN "X" ARE TO BE REMOVED. FIXTURES, DEVICES AND EQUIPMENT SHOWN LIGHTLY OR WITH AN "E" ARE EXISTING TO REMAIN UNDISTURBED.
5. DEVICES SHOWN WITH AN "R" ARE EXISTING TO BE REPLACED WITH NEW DEVICE AND COVERPLATE.
6. TEMPORARILY SUPPORT EXISTING CEILING DEVICES TO REMAIN IN EXISTING CEILINGS TO BE REPLACED. REINSTALL DEVICES INTO NEW CEILING.
7. CONTRACTOR SHALL BE RESPONSIBLE FOR PROJECT PHASING. TEMPORARY WIRING TO KEEP SYSTEMS RUNNING SHALL BE PROVIDED AS REQUIRED WHILE BUILDING IS OCCUPIED BETWEEN PHASES OF CONSTRUCTION.

TECHNOLOGY KEYED NOTES

1. REMOVE CAMERA DEVICE AND PROVIDE TO OWNER. RELOCATE EXISTING DATA CABLE TO NEW CAMERA LOCATION. INSTALL NEW ACOUSTIC CEILING TILE (BY OWNER) OR PAINT AND PATCH WALL OR CEILING (MATCH PAINT WITH OWNER) AS APPLICABLE.
2. REPLACE EXISTING CAMERA DEVICE WITH NEW DEVICE AT THIS LOCATION AS SPECIFIED. PROVIDE EXISTING DEVICE TO OWNER.
3. NEW DEVICE AT THIS LOCATION. RELOCATE EXISTING DATA CABLE FROM ORIGINAL LOCATION AS INDICATED.
4. NEW DEVICE AT THIS LOCATION. NEW DATA DROP TO BE PROVIDED BY OTHERS.
5. REMOVE CAMERA DEVICE AND PROVIDE TO OWNER. DATA DROP TO BE DEMOLISHED BACK TO SOURCE, BY OTHERS.
6. EXISTING DEVICE TO REMAIN.

PPS CAMERA UPGRADES 2021



KEY PLAN
SCALE: NO SCALE

TowerPinkster
Architecture · Engineering · Interiors

4 East Fulton Street, Suite 200
242 East Kalamazoo Avenue, Suite 100
Portage, Michigan 49782
616-458-9844 Phone 616-458-5808 Fax 269-343-6153 Mobile
towerpinkster.com
© 2021 ALL RIGHTS RESERVED

ISSUED FOR _____ DATE _____

PROJECT TITLE
VIDEO SURVEILLANCE UPGRADES 2021

OWNER
PORTAGE PUBLIC SCHOOLS

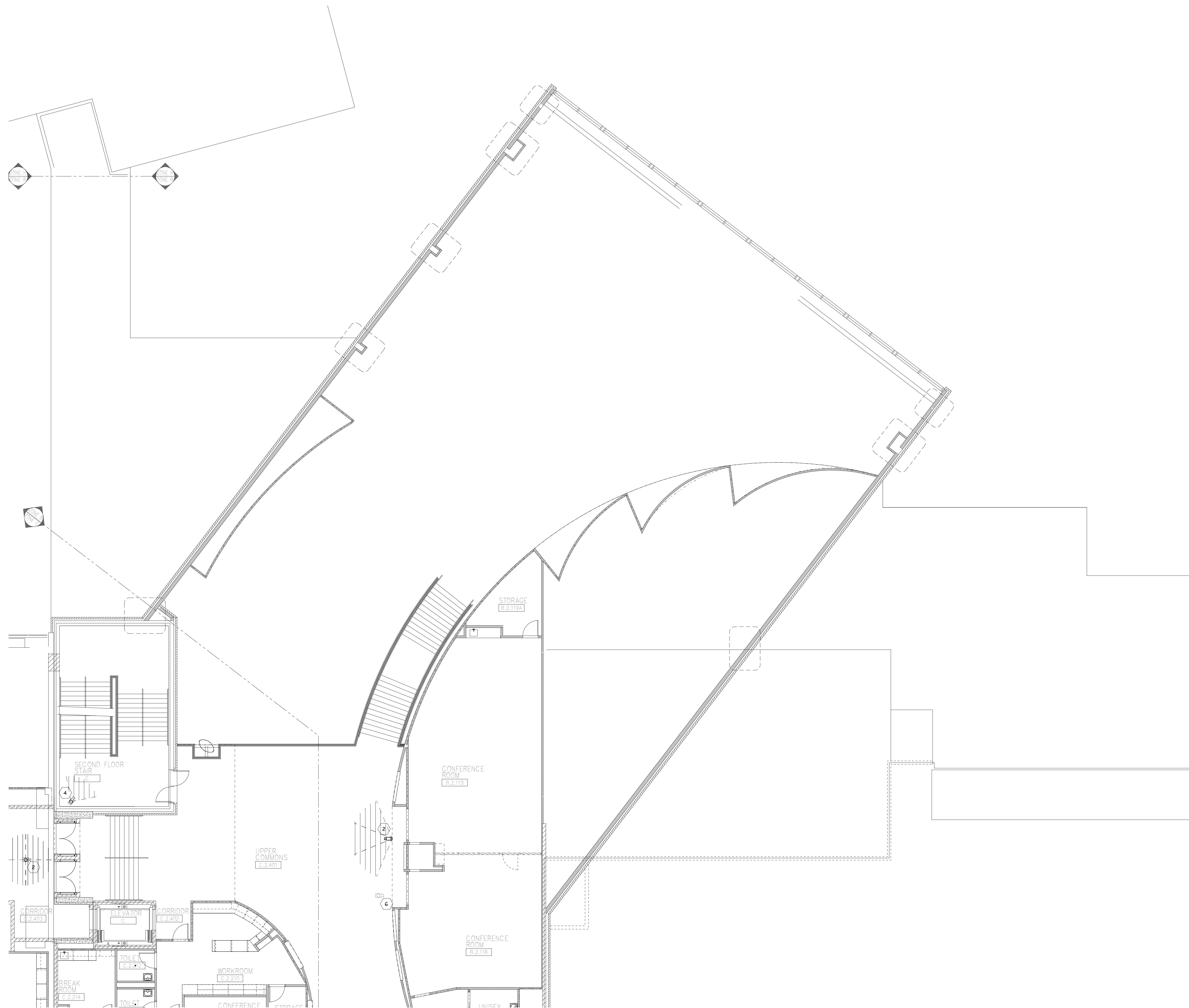
Portage, Michigan

SHEET TITLE
PNHS - SECOND FLOOR TECHNOLOGY PLAN - UNIT A

DATE
JULY 28, 2021

SHEET NUMBER
T-112A

21-150.00



SECOND FLOOR TECHNOLOGY PLAN - UNIT B
1/8" = 1'-0"

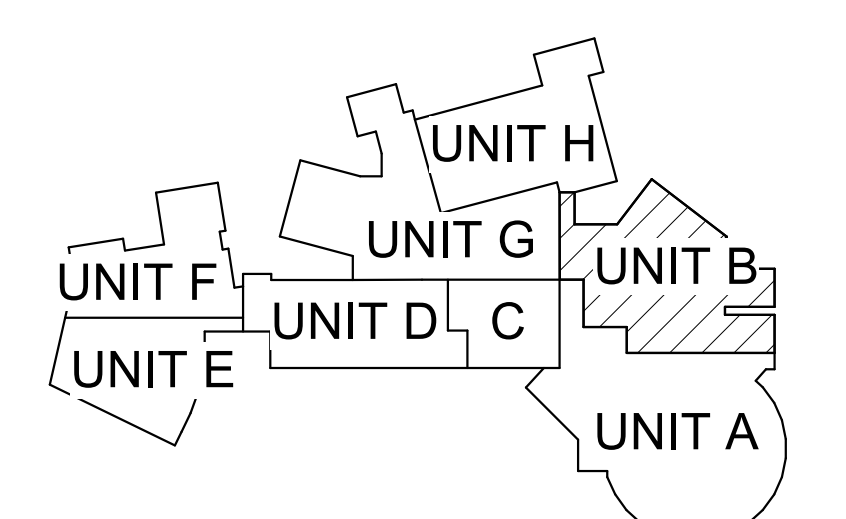
GENERAL TECHNOLOGY NOTES

- 1 TECHNOLOGY CONTRACTOR SHALL BE RESPONSIBLE FOR ALL CUTTING AND PATCHING REQUIRED FOR NEW WORK OR WHERE DEVICES ARE REMOVED AND NOT REPLACED.
- 2 TECHNOLOGY CONTRACTOR SHALL COORDINATE WITH G SERIES SHEETS DEVICE COORDINATION DETAIL. DEVICES ARE TO ALIGN VERTICALLY AND HORIZONTALLY AND FOLLOW THE RULES OF THIS DETAIL CONSISTENTLY. A PRE-INSTALL DEVICE COORDINATION MEETING FOR DEVICE FINISHES AND LAYOUT MAY BE REQUIRED IN THE SPECIFICATION FOR THIS PROJECT.
- 3 REFER TO TECHNOLOGY, ELECTRICAL AND ARCHITECTURAL DETAILS AND ELEVATIONS FOR SYMBOL INFORMATION AND ELEVATION DETAIL.
- 4 DEVICES AND EQUIPMENT SHOWN DASHED OR WITH AN "X" ARE TO BE REMOVED. FIXTURES, DEVICES AND EQUIPMENT SHOWN LIGHTLY OR WITH AN "E" ARE EXISTING TO REMAIN UNDISTURBED.
- 5 DEVICES SHOWN WITH AN "R" ARE EXISTING TO BE REPLACED WITH NEW DEVICE AND COVERPLATE.
- 6 TEMPORARILY SUPPORT EXISTING CEILING DEVICES TO REMAIN IN EXISTING CEILINGS TO BE REPLACED. REINSTALL DEVICES INTO NEW CEILING.
- 7 CONTRACTOR SHALL BE RESPONSIBLE FOR PROJECT PHASING. TEMPORARY WIRING TO KEEP SYSTEMS RUNNING SHALL BE PROVIDED AS REQUIRED WHILE BUILDING IS OCCUPIED BETWEEN PHASES OF CONSTRUCTION.

TECHNOLOGY KEYED NOTES

- 1 REMOVE CAMERA DEVICE AND PROVIDE TO OWNER. RELOCATE EXISTING DATA CABLE TO NEW CAMERA LOCATION. INSTALL NEW ACOUSTIC CEILING TILE (BY OWNER) OR PAINT AND PATCH WALL OR CEILING (MATCH PAINT WITH OWNER) AS APPLICABLE.
- 2 REPLACE EXISTING CAMERA DEVICE WITH NEW DEVICE AT THIS LOCATION AS SPECIFIED. PROVIDE EXISTING DEVICE TO OWNER.
- 3 NEW DEVICE AT THIS LOCATION. RELOCATE EXISTING DATA CABLE FROM ORIGINAL LOCATION AS INDICATED.
- 4 NEW DEVICE AT THIS LOCATION. NEW DATA DROP TO BE PROVIDED BY OTHERS.
- 5 REMOVE CAMERA DEVICE AND PROVIDE TO OWNER. DATA DROP TO BE DEMOLISHED BACK TO SOURCE, BY OTHERS.
- 6 EXISTING DEVICE TO REMAIN.

PPS CAMERA UPGRADES 2021



KEY PLAN
SCALE: NO SCALE

ISSUED FOR DATE

PROJECT TITLE
VIDEO SURVEILLANCE UPGRADES 2021

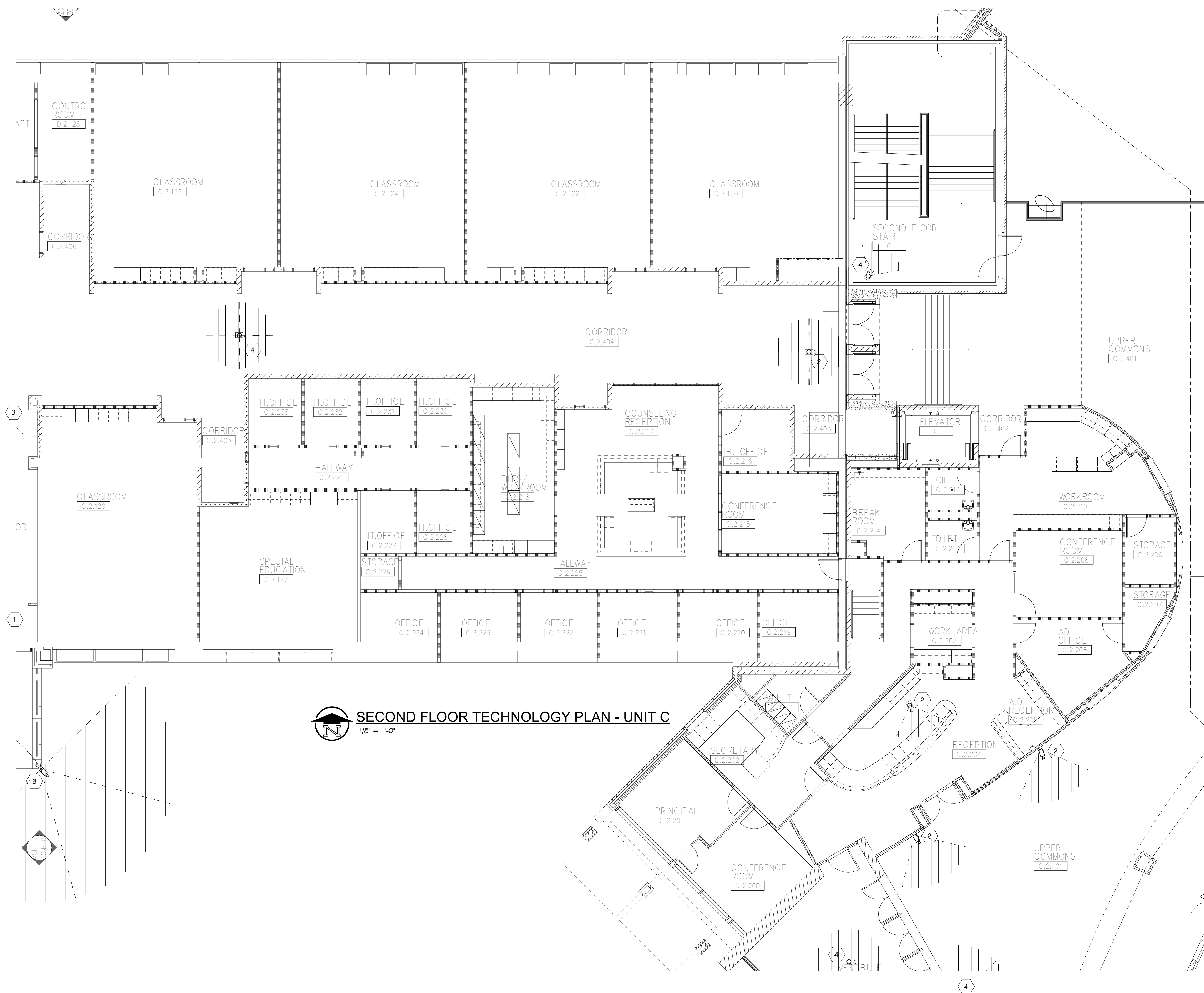
OWNER
PORTAGE PUBLIC SCHOOLS

SHEET TITLE
PNHS - SECOND FLOOR TECHNOLOGY
PLAN - UNIT B

SHEET NUMBER
T 112B
21-150.00

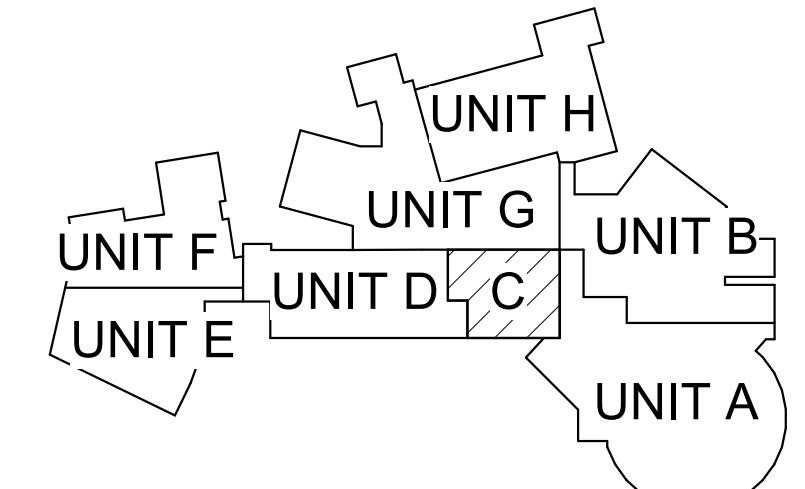
Portage, Michigan

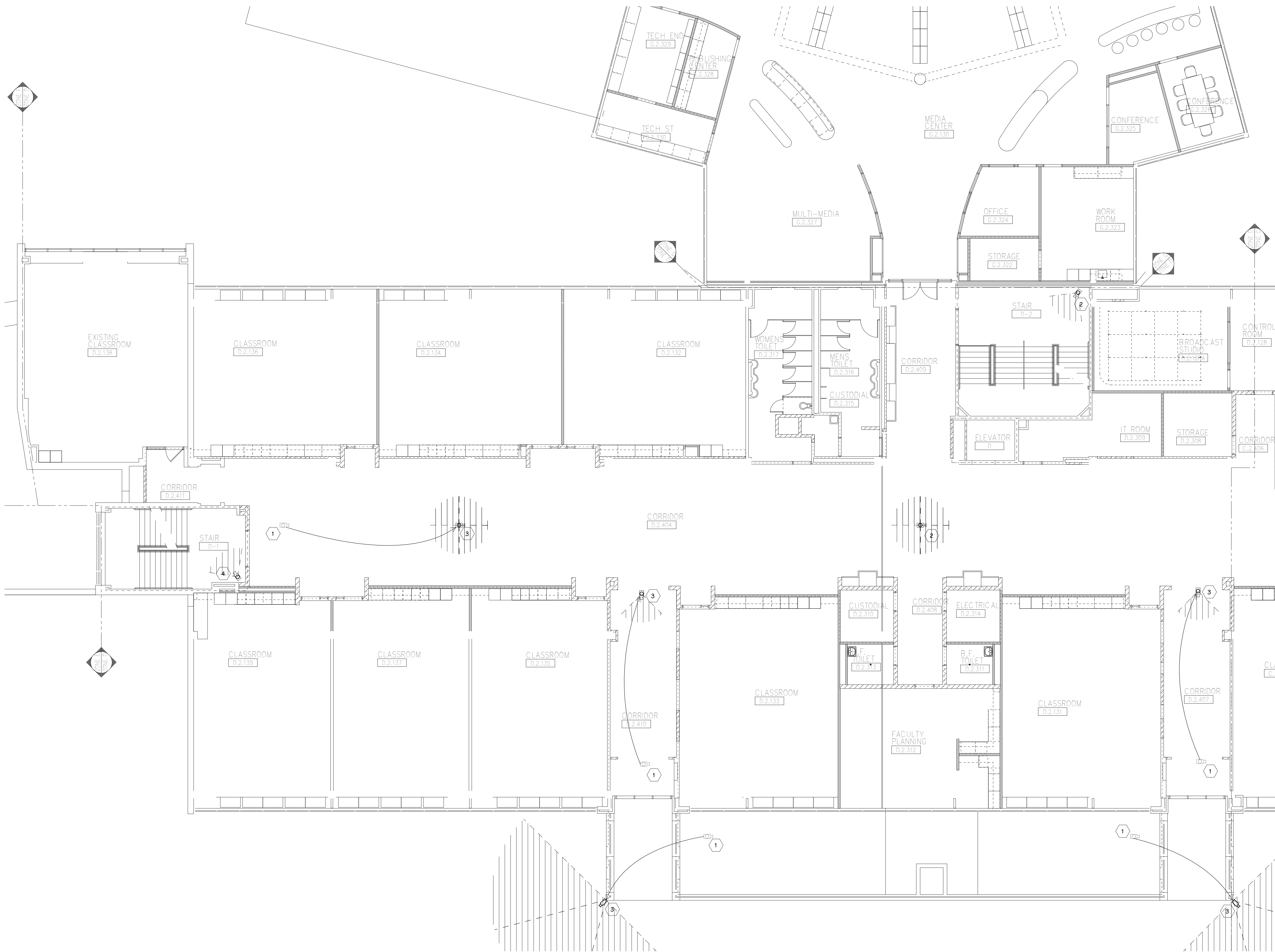
DATE
JULY 28, 2021



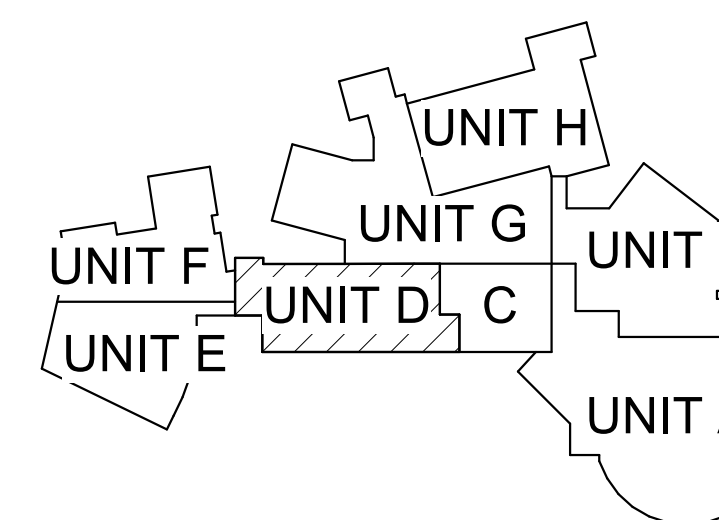
- GENERAL TECHNOLOGY NOTES**
- 1 TECHNOLOGY CONTRACTOR SHALL BE RESPONSIBLE FOR ALL CUTTING AND PATCHING REQUIRED FOR NEW WORK OR WHERE DEVICES ARE REMOVED AND NOT REPLACED.
 - 2 TECHNOLOGY CONTRACTOR SHALL COORDINATE WITH G SERIES SHEETS DEVICE COORDINATION DETAIL. DEVICES ARE TO ALIGN VERTICALLY AND HORIZONTALLY AND FOLLOW THE RULES OF THIS DETAIL CONSISTENTLY. A PRE-INSTALL DEVICE COORDINATION MEETING FOR DEVICE FINISHES AND LAYOUT MAY BE REQUIRED IN THE SPECIFICATION FOR THIS PROJECT.
 - 3 REFER TO TECHNOLOGY, ELECTRICAL AND ARCHITECTURAL DETAILS AND ELEVATIONS FOR SYMBOL INFORMATION AND ELEVATION DETAIL.
 - 4 DEVICES AND EQUIPMENT SHOWN DASHED OR WITH AN "X" ARE TO BE REMOVED. FIXTURES, DEVICES AND EQUIPMENT SHOWN LIGHTLY OR WITH AN "E" ARE EXISTING TO REMAIN UNDISTURBED.
 - 5 DEVICES SHOWN WITH AN "R" ARE EXISTING TO BE REPLACED WITH NEW DEVICE AND COVERPLATE.
 - 6 TEMPORARILY SUPPORT EXISTING CEILING DEVICES TO REMAIN IN EXISTING CEILINGS TO BE REPLACED. REINSTALL DEVICES INTO NEW CEILING.
 - 7 CONTRACTOR SHALL BE RESPONSIBLE FOR PROJECT PHASING. TEMPORARY WIRING TO KEEP SYSTEMS RUNNING SHALL BE PROVIDED AS REQUIRED WHILE BUILDING IS OCCUPIED BETWEEN PHASES OF CONSTRUCTION.

- TECHNOLOGY KEYED NOTES**
- 1 REMOVE CAMERA DEVICE AND PROVIDE TO OWNER. RELOCATE EXISTING DATA CABLE TO NEW CAMERA LOCATION. INSTALL NEW ACOUSTIC CEILING TILE (BY OWNER) OR PAINT AND PATCH WALL OR CEILING (MATCH PAINT WITH OWNER) AS APPLICABLE.
 - 2 REPLACE EXISTING CAMERA DEVICE WITH NEW DEVICE AT THIS LOCATION AS SPECIFIED. PROVIDE EXISTING DEVICE TO OWNER.
 - 3 NEW DEVICE AT THIS LOCATION. RELOCATE EXISTING DATA CABLE FROM ORIGINAL LOCATION AS INDICATED.
 - 4 NEW DEVICE AT THIS LOCATION. NEW DATA DROP TO BE PROVIDED BY OTHERS.
 - 5 REMOVE CAMERA DEVICE AND PROVIDE TO OWNER. DATA DROP TO BE DEMOLISHED BACK TO SOURCE, BY OTHERS.
 - 6 EXISTING DEVICE TO REMAIN.





 **SECOND FLOOR TECHNOLOGY PLAN - UNIT D**
1/8" = 1'-0"



KEY PLAN
SCALE: NO SCALE

GENERAL TECHNOLOGY NOTES

- 1 TECHNOLOGY CONTRACTOR SHALL BE RESPONSIBLE FOR ALL CUTTING AND PATCHING REQUIRED FOR NEW WORK OR WHERE DEVICES ARE REMOVED AND NOT REPLACED.
- 2 TECHNOLOGY CONTRACTOR SHALL COORDINATE WITH G SERIES SHEETS DEVICE COORDINATION DETAIL. DEVICES ARE TO ALIGN VERTICALLY AND HORIZONTALLY AND FOLLOW THE RULES OF THIS DETAIL CONSISTENTLY. A PRE-INSTALL DEVICE COORDINATION MEETING FOR DEVICE FINISHES AND LAYOUT MAY BE REQUIRED IN THE SPECIFICATION FOR THIS PROJECT.
- 3 REFER TO TECHNOLOGY, ELECTRICAL AND ARCHITECTURAL DETAILS AND ELEVATIONS FOR SYMBOL INFORMATION AND ELEVATION DETAIL.
- 4 DEVICES AND EQUIPMENT SHOWN DASHED OR WITH AN "X" ARE TO BE REMOVED. FIXTURES, DEVICES AND EQUIPMENT SHOWN LIGHTLY OR WITH AN "E" ARE EXISTING TO REMAIN UNDISTURBED.
- 5 DEVICES SHOWN WITH AN "R" ARE EXISTING TO BE REPLACED WITH NEW DEVICE AND COVERPLATE.
- 6 TEMPORARILY SUPPORT EXISTING CEILING DEVICES TO REMAIN IN EXISTING CEILINGS TO BE REPLACED. REINSTALL DEVICES INTO NEW CEILING.
- 7 CONTRACTOR SHALL BE RESPONSIBLE FOR PROJECT PHASING. TEMPORARY WIRING TO KEEP SYSTEMS RUNNING SHALL BE PROVIDED AS REQUIRED WHILE BUILDING IS OCCUPIED BETWEEN PHASES OF CONSTRUCTION.

TECHNOLOGY KEYED NOTES

- 1 REMOVE CAMERA DEVICE AND PROVIDE TO OWNER. RELOCATE EXISTING DATA CABLE TO NEW CAMERA LOCATION. INSTALL NEW ACOUSTIC CEILING TILE (BY OWNER) OR PAINT AND PATCH WALL OR CEILING (MATCH PAINT WITH OWNER) AS APPLICABLE.
- 2 REPLACE EXISTING CAMERA DEVICE WITH NEW DEVICE AT THIS LOCATION AS SPECIFIED. PROVIDE EXISTING DEVICE TO OWNER.
- 3 NEW DEVICE AT THIS LOCATION. RELOCATE EXISTING DATA CABLE FROM ORIGINAL LOCATION AS INDICATED.
- 4 NEW DEVICE AT THIS LOCATION. NEW DATA DROP TO BE PROVIDED BY OTHERS.
- 5 REMOVE CAMERA DEVICE AND PROVIDE TO OWNER. DATA DROP TO BE DEMOLISHED BACK TO SOURCE, BY OTHERS.
- 6 EXISTING DEVICE TO REMAIN.

PPS CAMERA UPGRADES 2021

TowerPinkster
Architecture · Engineering · Interiors
4 East Fulton Street, Suite 200, Portage, Michigan 49782
242 East Kalamazoo Avenue, Suite 100, Portage, Michigan 49782
PHONE: 269.343.6153 | FAX: 269.343.5833
WWW.TOWERPINKSTER.COM | ALL RIGHTS RESERVED

PROJECT TITLE
VIDEO SURVEILLANCE UPGRADES 2021

ISSUED FOR
DATE

OWNER
PORTAGE PUBLIC SCHOOLS

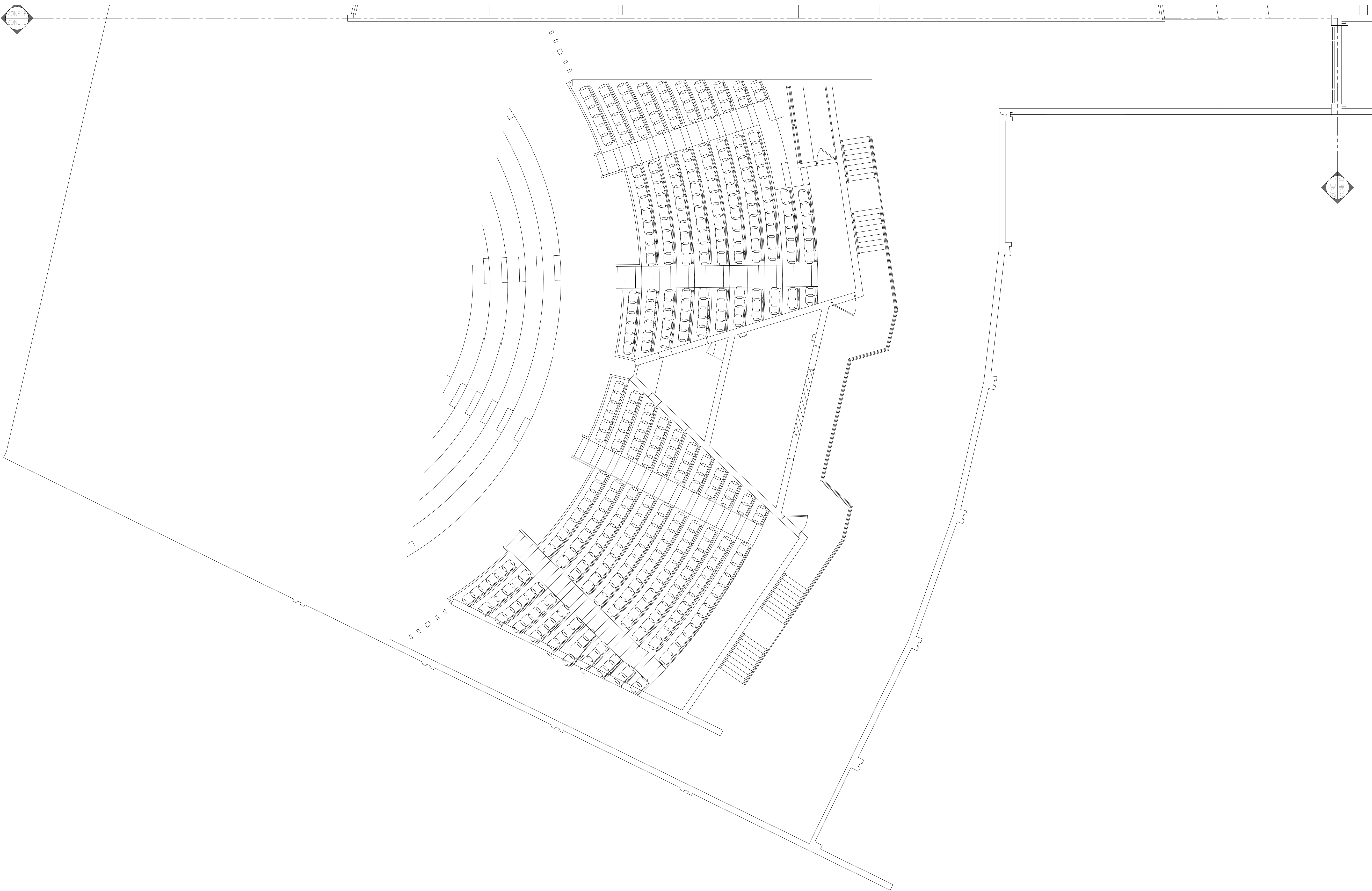
DATE
JULY 28, 2021

OWNER
Portage, Michigan

SHEET TITLE
PNHS - SECOND FLOOR TECHNOLOGY PLAN - UNIT D

SHEET NUMBER
T-112D

SCALE
21-150.00



SECOND FLOOR TECHNOLOGY PLAN - UNIT E
1/8" = 1'-0"

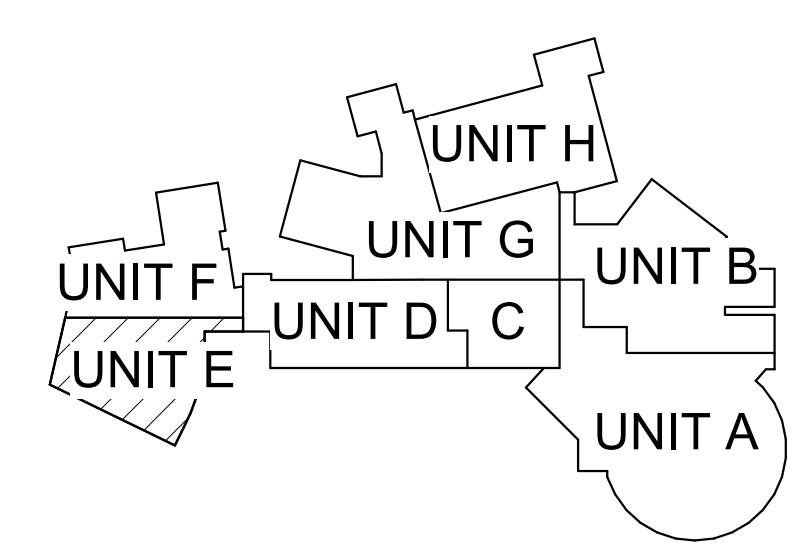
GENERAL TECHNOLOGY NOTES

- 1 TECHNOLOGY CONTRACTOR SHALL BE RESPONSIBLE FOR ALL CUTTING AND PATCHING REQUIRED FOR NEW WORK OR WHERE DEVICES ARE REMOVED AND NOT REPLACED.
- 2 TECHNOLOGY CONTRACTOR SHALL COORDINATE WITH G SERIES SHEETS DEVICE COORDINATION DETAIL. DEVICES ARE TO ALIGN VERTICALLY AND HORIZONTALLY AND FOLLOW THE RULES OF THIS DETAIL CONSISTENTLY. A PRE-INSTALL DEVICE COORDINATION MEETING FOR DEVICE FINISHES AND LAYOUT MAY BE REQUIRED IN THE SPECIFICATION FOR THIS PROJECT.
- 3 REFER TO TECHNOLOGY, ELECTRICAL AND ARCHITECTURAL DETAILS AND ELEVATIONS FOR SYMBOL INFORMATION AND ELEVATION DETAIL.
- 4 DEVICES AND EQUIPMENT SHOWN DASHED OR WITH AN "X" ARE TO BE REMOVED. FIXTURES, DEVICES AND EQUIPMENT SHOWN LIGHTLY OR WITH AN "E" ARE EXISTING TO REMAIN UNDISTURBED.
- 5 DEVICES SHOWN WITH AN "R" ARE EXISTING TO BE REPLACED WITH NEW DEVICE AND COVERPLATE.
- 6 TEMPORARILY SUPPORT EXISTING CEILING DEVICES TO REMAIN IN EXISTING CEILINGS TO BE REPLACED. REINSTALL DEVICES INTO NEW CEILING.
- 7 CONTRACTOR SHALL BE RESPONSIBLE FOR PROJECT PHASING. TEMPORARY WIRING TO KEEP SYSTEMS RUNNING SHALL BE PROVIDED AS REQUIRED WHILE BUILDING IS OCCUPIED BETWEEN PHASES OF CONSTRUCTION.

TECHNOLOGY KEYED NOTES

- 1 REMOVE CAMERA DEVICE AND PROVIDE TO OWNER. RELOCATE EXISTING DATA CABLE TO NEW CAMERA LOCATION. INSTALL NEW ACOUSTIC CEILING TILE (BY OWNER) OR PAINT AND PATCH WALL OR CEILING (MATCH PAINT WITH OWNER) AS APPLICABLE.
- 2 REPLACE EXISTING CAMERA DEVICE WITH NEW DEVICE AT THIS LOCATION AS SPECIFIED. PROVIDE EXISTING DEVICE TO OWNER.
- 3 NEW DEVICE AT THIS LOCATION. RELOCATE EXISTING DATA CABLE FROM ORIGINAL LOCATION AS INDICATED.
- 4 NEW DEVICE AT THIS LOCATION. NEW DATA DROP TO BE PROVIDED BY OTHERS.
- 5 REMOVE CAMERA DEVICE AND PROVIDE TO OWNER. DATA DROP TO BE DEMOLISHED BACK TO SOURCE, BY OTHERS.
- 6 EXISTING DEVICE TO REMAIN.

PPS CAMERA UPGRADES 2021



KEY PLAN
SCALE: NO SCALE

ISSUED FOR DATE

PROJECT TITLE
VIDEO SURVEILLANCE UPGRADES 2021

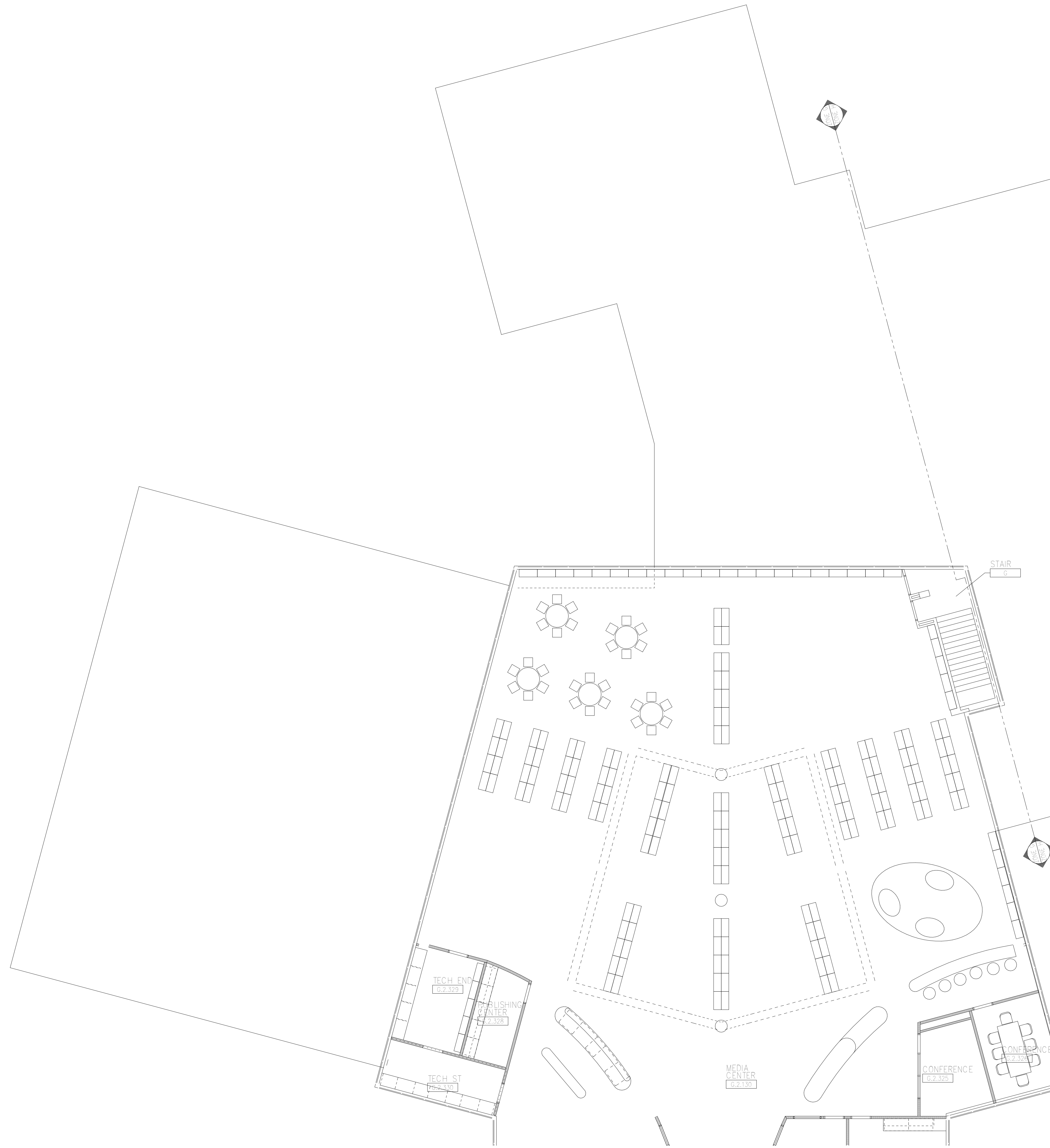
OWNER
PORTAGE PUBLIC SCHOOLS

Portage, Michigan

SHEET TITLE
PNHS - SECOND FLOOR TECHNOLOGY
PLAN - UNIT E

DATE
JULY 28, 2021

SHEET NUMBER
T-112E
21-150.00



SECOND FLOOR TECHNOLOGY PLAN - UNIT G
1/8" = 1'-0"

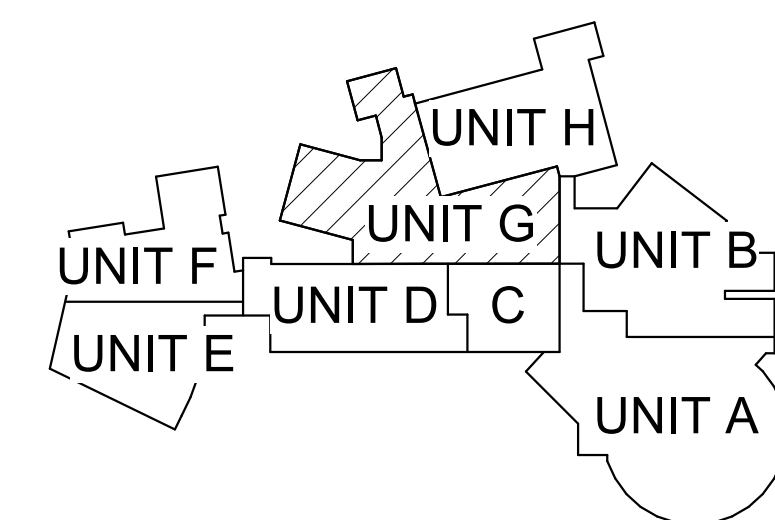
GENERAL TECHNOLOGY NOTES

1. TECHNOLOGY CONTRACTOR SHALL BE RESPONSIBLE FOR ALL CUTTING AND PATCHING REQUIRED FOR NEW WORK OR WHERE DEVICES ARE REMOVED AND NOT REPLACED.
2. TECHNOLOGY CONTRACTOR SHALL COORDINATE WITH G SERIES SHEETS DEVICE COORDINATION DETAIL. DEVICES ARE TO ALIGN VERTICALLY AND HORIZONTALLY AND FOLLOW THE RULES OF THIS DETAIL CONSISTENTLY. A PRE-INSTALL DEVICE COORDINATION MEETING FOR DEVICE FINISHES AND LAYOUT MAY BE REQUIRED IN THE SPECIFICATION FOR THIS PROJECT.
3. REFER TO TECHNOLOGY, ELECTRICAL AND ARCHITECTURAL DETAILS AND ELEVATIONS FOR SYMBOL INFORMATION AND ELEVATION DETAIL.
4. DEVICES AND EQUIPMENT SHOWN DASHED OR WITH AN "X" ARE TO BE REMOVED. FIXTURES, DEVICES AND EQUIPMENT SHOWN LIGHTLY OR WITH AN "E" ARE EXISTING TO REMAIN UNDISTURBED.
5. DEVICES SHOWN WITH AN "R" ARE EXISTING TO BE REPLACED WITH NEW DEVICE AND COVERPLATE.
6. TEMPORARILY SUPPORT EXISTING CEILING DEVICES TO REMAIN IN EXISTING CEILINGS TO BE REPLACED. REINSTALL DEVICES INTO NEW CEILING.
7. CONTRACTOR SHALL BE RESPONSIBLE FOR PROJECT PHASING. TEMPORARY WIRING TO KEEP SYSTEMS RUNNING SHALL BE PROVIDED AS REQUIRED WHILE BUILDING IS OCCUPIED BETWEEN PHASES OF CONSTRUCTION.

TECHNOLOGY KEYED NOTES

1. REMOVE CAMERA DEVICE AND PROVIDE TO OWNER. RELOCATE EXISTING DATA CABLE TO NEW CAMERA LOCATION. INSTALL NEW ACOUSTIC CEILING TILE (BY OWNER) OR PAINT AND PATCH WALL OR CEILING (MATCH PAINT WITH OWNER) AS APPLICABLE.
2. REPLACE EXISTING CAMERA DEVICE WITH NEW DEVICE AT THIS LOCATION AS SPECIFIED. PROVIDE EXISTING DEVICE TO OWNER.
3. NEW DEVICE AT THIS LOCATION. RELOCATE EXISTING DATA CABLE FROM ORIGINAL LOCATION AS INDICATED.
4. NEW DEVICE AT THIS LOCATION. NEW DATA DROP TO BE PROVIDED BY OTHERS.
5. REMOVE CAMERA DEVICE AND PROVIDE TO OWNER. DATA DROP TO BE DEMOLISHED BACK TO SOURCE, BY OTHERS.
6. EXISTING DEVICE TO REMAIN.

PPS CAMERA UPGRADES 2021



KEY PLAN
SCALE: NO SCALE

ISSUED FOR DATE

PROJECT TITLE
VIDEO SURVEILLANCE UPGRADES 2021

OWNER
PORTAGE PUBLIC SCHOOLS

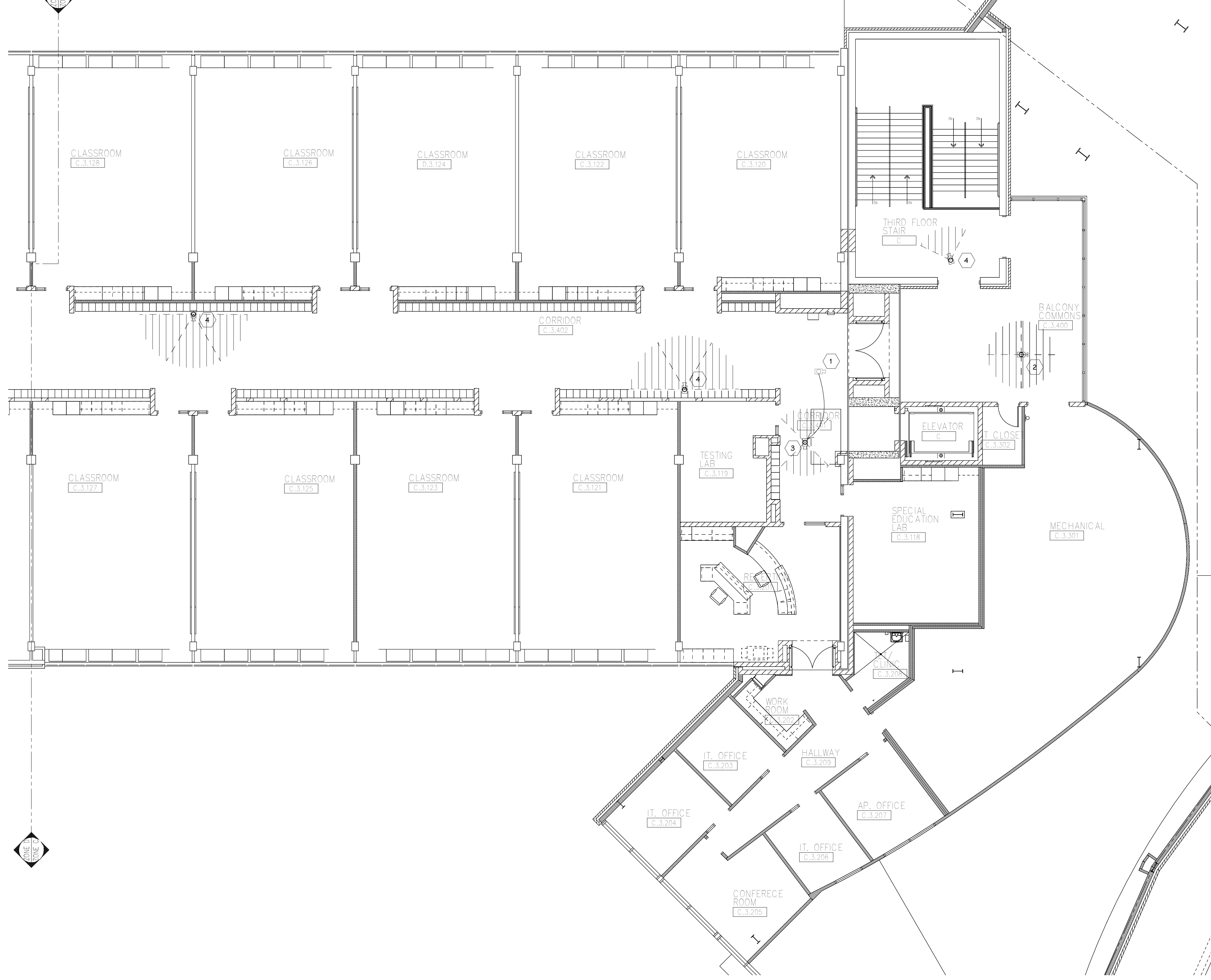
Portage, Michigan

SHEET TITLE
PNHS - SECOND FLOOR TECHNOLOGY
PLAN - UNIT G

SHEET NUMBER
T-112G
DATE
JULY 28, 2021

21-150.00

THIRD FLOOR TECHNOLOGY PLAN - UNIT C
1/8" = 1'-0"



SHEET TITLE
PNHS - THIRD FLOOR TECHNOLOGY
PLAN - UNIT C

SHEET NUMBER
T113C
21-150.00

DATE
JULY 28, 2021

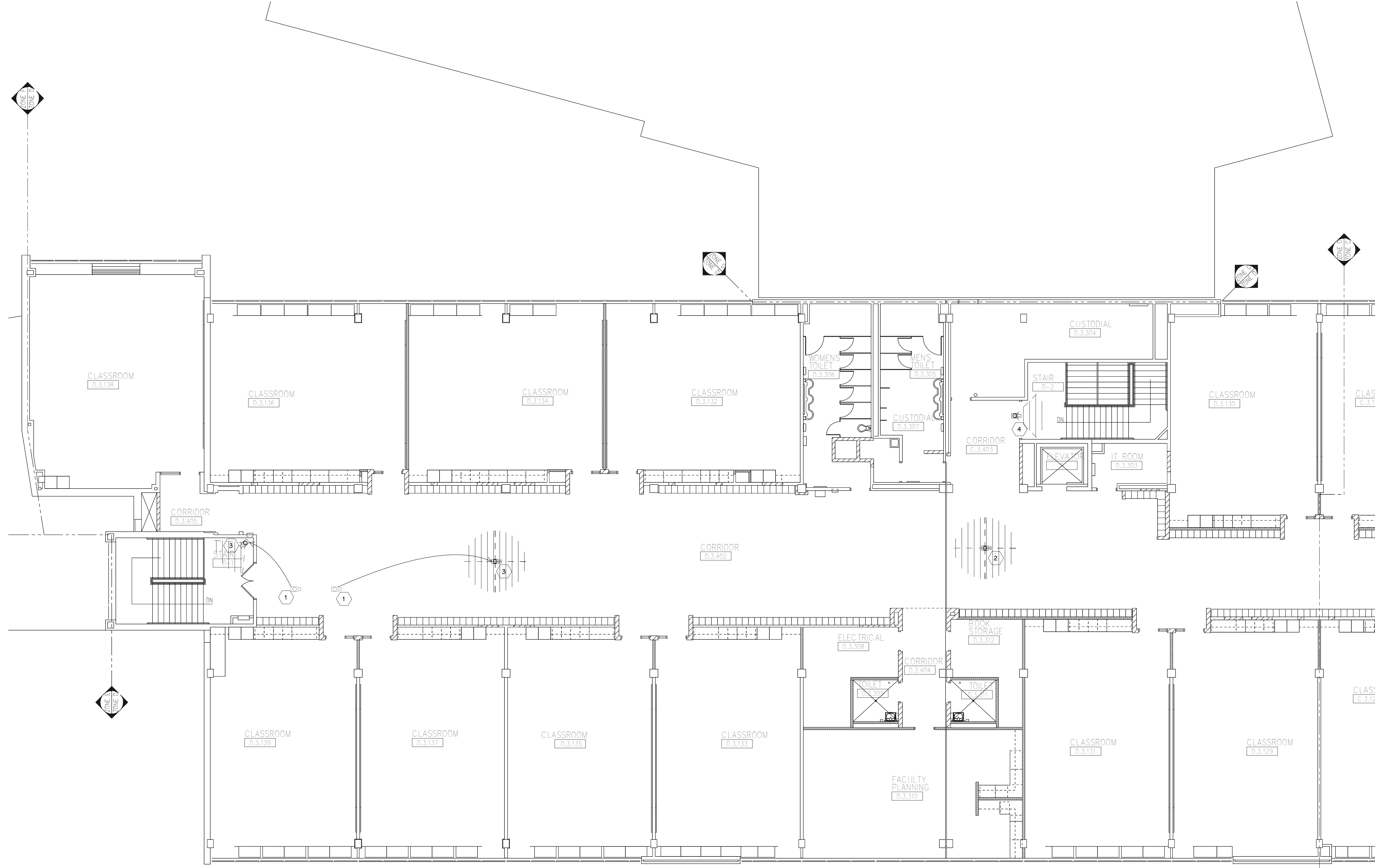
OWNER
PORTAGE PUBLIC SCHOOLS

Portage, Michigan

PROJECT TITLE
VIDEO SURVEILLANCE UPGRADES 2021

ISSUED FOR _____ DATE _____

THIRD FLOOR TECHNOLOGY PLAN - UNIT D
1/8" = 1'-0"



SHEET TITLE
PNHS - THIRD FLOOR TECHNOLOGY
PLAN - UNIT D

SHEET NUMBER
T-113D
21-150.00

DATE
JULY 28, 2021

OWNER
PORTAGE PUBLIC SCHOOLS

Portage, Michigan

PROJECT TITLE
VIDEO SURVEILLANCE UPGRADES 2021


ISSUED FOR _____ DATE _____


NORTHERN HIGH SCHOOL SECURITY CAMERA SCHEDULE


CAMERA NUMBER	MAKE/MODEL	MOUNTING HEIGHT	MOUNTING TYPE	MOUNTING ACCESSORIES	COMMENTS
NHS0-1	AVIGILON 10.0C-H5DH-D1-IR		CEILING		
NHS0-2	AVIGILON 24C-H4A-3MH-180	9' - 0"	SURFACE, PENDANT	H4AMH-AD-PEND1, H4AMH-DO-COVR1, IRPTZ-MNT-WALL1	
NHS0-3	AVIGILON 24C-H4A-3MH-180	9' - 0"	SURFACE, PENDANT	H4AMH-AD-PEND1, H4AMH-DO-COVR1, IRPTZ-MNT-WALL1	
NHS0-4	AVIGILON 8.0C-H5A-D1		CEILING		
NHS0-5	AVIGILON 8.0C-H5A-D1		CEILING		
NHS0-6	AVIGILON 24C-H4A-3MH-180	9' - 0"	SURFACE, PENDANT	H4AMH-AD-PEND1, H4AMH-DO-COVR1, IRPTZ-MNT-WALL1	
NHS0-7	AVIGILON 24C-H4A-3MH-180	9' - 0"	SURFACE, PENDANT	H4AMH-AD-PEND1, H4AMH-DO-COVR1, IRPTZ-MNT-WALL1	
NHS0-8	AVIGILON 8.0C-H5A-D1		CEILING		
NHS0-9	AVIGILON 32C-H4A-4MH-360		CEILING		
NHS0-10	AVIGILON 24C-H4A-3MH-180		SURFACE, PENDANT	H4AMH-AD-PEND1, H4AMH-DO-COVR1, IRPTZ-MNT-WALL1	
NHS0-11	AVIGILON 24C-H4A-3MH-180	9' - 0"	SURFACE, PENDANT	H4AMH-AD-PEND1, H4AMH-DO-COVR1, IRPTZ-MNT-WALL1	
NHS0-12	AVIGILON 24C-H4A-3MH-180	9' - 0"	SURFACE, PENDANT	H4AMH-AD-PEND1, H4AMH-DO-COVR1, IRPTZ-MNT-WALL1	
NHS0-13	AVIGILON 24C-H4A-3MH-180	9' - 0"	SURFACE, PENDANT	H4AMH-AD-PEND1, H4AMH-DO-COVR1, IRPTZ-MNT-WALL1	
NHS0-14	AVIGILON 8.0C-H5A-D1		CEILING		
NHS0-15	AVIGILON 8.0C-H5A-D1		CEILING		
NHS0-16	AVIGILON 32C-H4A-4MH-360		CEILING		
NHS0-17	AVIGILON 8.0C-H5A-D1		CEILING		
NHS0-18	AVIGILON 32C-H4A-4MH-360		SURFACE		
NHS0-19	AVIGILON 8.0C-H5A-D1		CEILING		
NHS0-20	AVIGILON 24C-H4A-3MH-270	9' - 0"	CORNER MOUNT, PENDANT	H4AMH-AD-PEND1, H4AMH-DO-COVR1, IRPTZ-MNT-WALL1, H4-MT-CRNR1	
NHS1-1	AVIGILON 8.0C-H5A-D1		CEILING		
NHS1-2	AVIGILON 32C-H4A-4MH-360		CEILING		
NHS1-3	AVIGILON 8.0C-H5A-D1		CEILING		
NHS1-3	AVIGILON 24C-H4A-3MH-180		DROP CEILING		
NHS1-3	AVIGILON 24C-H4A-3MH-180		DROP CEILING		
NHS1-3	AVIGILON 24C-H4A-3MH-180		CEILING		
NHS1-3	AVIGILON 24C-H4A-3MH-180		CEILING		
NHS1-4	AVIGILON 24C-H4A-3MH-180		DROP CEILING		
NHS1-5	AVIGILON 32C-H4A-4MH-360		DROP CEILING		
NHS1-9	AVIGILON 8.0C-H5A-D1		DROP CEILING		
NHS1-10	AVIGILON 10.0C-H5DH-D1-IR		CEILING		
NHS1-11	AVIGILON 24C-H4A-3MH-180	9' - 0"	SURFACE, PENDANT	H4AMH-AD-PEND1, H4AMH-DO-COVR1, IRPTZ-MNT-WALL1	
NHS1-12	AVIGILON 8.0C-H5A-D1		DROP CEILING		
NHS1-13	AVIGILON 8.0C-H5A-D1		DROP CEILING		
NHS2-1	AVIGILON 8.0C-H5A-D1		CEILING		
NHS2-3	AVIGILON 32C-H4A-4MH-360		CEILING		
NHS2-4	AVIGILON 8.0C-H5A-D1		CEILING		
NHS2-9	AVIGILON 8.0C-H5A-D1		CEILING		
NHS2-10	AVIGILON 32C-H4A-4MH-360		CEILING		
NHS2-11	AVIGILON 8.0C-H5A-D1		CEILING		
NHS2-12	AVIGILON 32C-H4A-4MH-360		CEILING		
NHS2-13	AVIGILON 32C-H4A-4MH-360		CEILING		
NHS2-14	AVIGILON 8.0C-H5A-D1		CEILING		
NHS2-15	AVIGILON 24C-H4A-3MH-180	9' - 0"	SURFACE, PENDANT	H4AMH-AD-PEND1, H4AMH-DO-COVR1, IRPTZ-MNT-WALL1	
NHS2-18	AVIGILON 8.0C-H5A-D1		CEILING		
NHS2-20	AVIGILON 32C-H4A-4MH-360		CEILING		
NHS2-21	AVIGILON 24C-H4A-3MH-270	9' - 0"	CORNER MOUNT, PENDANT	H4AMH-AD-PEND1, H4AMH-DO-COVR1, IRPTZ-MNT-WALL1, H4-MT-CRNR1	
NHS2-21	AVIGILON 8.0C-H5A-D1	9' - 0"	SURFACE		
NHS2-21	AVIGILON 8.0C-H5A-D1	9' - 0"	SURFACE		
NHS2-23	AVIGILON 24C-H4A-3MH-270	9' - 0"	CORNER MOUNT, PENDANT	H4AMH-AD-PEND1, H4AMH-DO-COVR1, IRPTZ-MNT-WALL1, H4-MT-CRNR1	
NHS2-23	AVIGILON 8.0C-H5A-D1	9' - 0"	SURFACE		
NHS2-25	AVIGILON 24C-H4A-3MH-270	9' - 0"	CORNER MOUNT, PENDANT	H4AMH-AD-PEND1, H4AMH-DO-COVR1, IRPTZ-MNT-WALL1, H4-MT-CRNR1	
NHS3-1	AVIGILON 8.0C-H5A-D1		CEILING		
NHS3-4	AVIGILON 32C-H4A-4MH-360		CEILING		
NHS3-5	AVIGILON 32C-H4A-4MH-360		CEILING		
NHS3-9	AVIGILON 10.0C-H5DH-D1-IR		CEILING		
NHS3-10	AVIGILON 32C-H4A-4MH-360		CEILING		
NHS3-11	AVIGILON 8.0C-H5A-D1		CEILING		
NHS3-12	AVIGILON 8.0C-H5A-D1		CEILING		
NHS-E1	AVIGILON 24C-H4A-3MH-180	9' - 0"	SURFACE, PENDANT	H4AMH-AD-PEND1, H4AMH-DO-COVR1, IRPTZ-MNT-WALL1	
NHS-E2	AVIGILON 24C-H4A-3MH-270	9' - 0"	CORNER MOUNT, PENDANT	H4AMH-AD-PEND1, H4AMH-DO-COVR1, IRPTZ-MNT-WALL1, H4-MT-CRNR1	
NHS-E3	AVIGILON 8.0C-H5A-DO1	9' - 0"	SURFACE		
NHS-E4	AVIGILON 8.0C-H5A-DO1	9' - 0"	SURFACE		
NHS-E5	AVIGILON 24C-H4A-3MH-180	9' - 0"	SURFACE, PENDANT	H4AMH-AD-PEND1, H4AMH-DO-COVR1, IRPTZ-MNT-WALL1	
NHS-E6	AVIGILON 24C-H4A-3MH-180	9' - 0"	SURFACE, PENDANT	H4AMH-AD-PEND1, H4AMH-DO-COVR1, IRPTZ-MNT-WALL1	
NHS-E7	AVIGILON 24C-H4A-3MH-180	9' - 0"	SURFACE, PENDANT	H4AMH-AD-PEND1, H4AMH-DO-COVR1, IRPTZ-MNT-WALL1	
NHS-E8	AVIGILON 24C-H4A-3MH-180	9' - 0"	SURFACE, PENDANT	H4AMH-AD-PEND1, H4AMH-DO-COVR1, IRPTZ-MNT-WALL1	
NHS-E9	AVIGILON 24C-H4A-3MH-180	9' - 0"	SURFACE, PENDANT	H4AMH-AD-PEND1, H4AMH-DO-COVR1, IRPTZ-MNT-WALL1	
NHS-E10	AVIGILON 24C-H4A-3MH-180	9' - 0"	SURFACE, PENDANT	H4AMH-AD-PEND1, H4AMH-DO-COVR1, IRPTZ-MNT-WALL1	
NHS-E11	AVIGILON 24C-H4A-3MH-180	9' - 0"	SURFACE, PENDANT	H4AMH-AD-PEND1, H4AMH-DO-COVR1, IRPTZ-MNT-WALL1	
NHS-E12	AVIGILON 8.0C-H5A-DO1	9' - 0"	SURFACE		
NHS-E13	AVIGILON 24C-H4A-3MH-180	9' - 0"	SURFACE, PENDANT	H4AMH-AD-PEND1, H4AMH-DO-COVR1, IRPTZ-MNT-WALL1	
NHS-E14	AVIGILON 24C-H4A-3MH-270	9' - 0"	CORNER MOUNT, PENDANT	H4AMH-AD-PEND1, H4AMH-DO-COVR1, IRPTZ-MNT-WALL1, H4-MT-CRNR1	
NHS-E15	AVIGILON 24C-H4A-3MH-270	9' - 0"	CORNER MOUNT, PENDANT	H4AMH-AD-PEND1, H4AMH-DO-COVR1, IRPTZ-MNT-WALL1, H4-MT-CRNR1	
NHS-E16	AVIGILON 24C-H4A-3MH-270	9' - 0"	CORNER MOUNT, PENDANT	H4AMH-AD-PEND1, H4AMH-DO-COVR1, IRPTZ-MNT-WALL1, H4-MT-CRNR1	
NHS-E17	AVIGILON 24C-H4A-3MH-180	9' - 0"	SURFACE, PENDANT	H4AMH-AD-PEND1, H4AMH-DO-COVR1, IRPTZ-MNT-WALL1	
NHS-E18	AVIGILON 24C-H4A-3MH-180	9' - 0"	SURFACE, PENDANT	H4AMH-AD-PEND1, H4AMH-DO-COVR1, IRPTZ-MNT-WALL1	


NHS-E#: EXTERIOR CAMERA
 NHS0-#: INTERIOR CAMERA, LOWER LEVEL
 NHS1-#: INTERIOR CAMERA, FIRST FLOOR
 NHS2-#: INTERIOR CAMERA, SECOND FLOOR
 NHS3-#: INTERIOR CAMERA, THIRD FLOOR

SECURITY SYMBOLS

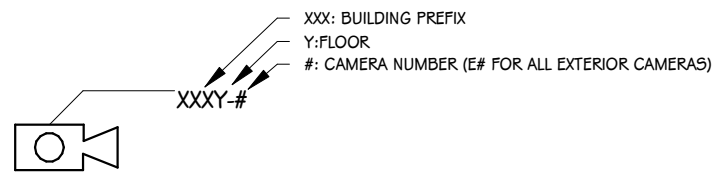
 SECURITY CAMERA - WALL

 SECURITY CAMERA - CEILING

 (HALF SHADED) SECURITY CAMERA - WALL - REFER TO KEYED NOTE FOR DIRECTION

 (HALF SHADED) SECURITY CAMERA - CEILING - REFER TO KEYED NOTE FOR DIRECTION

CAMERA TAG LEGEND



100 BUILDING FLOOR
 1/FLOOR
 # CAMERA NUMBER (EX FOR ALL EXTERIOR CAMERAS)

NOTES:
 COORDINATE MOUNTING HEIGHTS WITH EXISTING ROUGH IN WHERE DEVICES ARE TO BE REPLACED IN THEIR EXACT LOCATIONS. WHERE NEW DEVICES ARE INSTALLED NEAR EXISTING CAMERAS, MATCH INSTALLATION HEIGHT OF PREVIOUS CAMERA LOCATION.

SYMBOL LEGEND
 SCALE: NONE

ISSUED FOR _____ DATE _____

PROJECT TITLE
 VIDEO SURVEILLANCE UPGRADES 2021

OWNER
 PORTAGE PUBLIC SCHOOLS

SHEET TITLE
 PNHS - CAMERA SCHEDULE

Portage, Michigan

SHEET NUMBER
T 114
 DATE
 JULY 28, 2021
 21-150.00

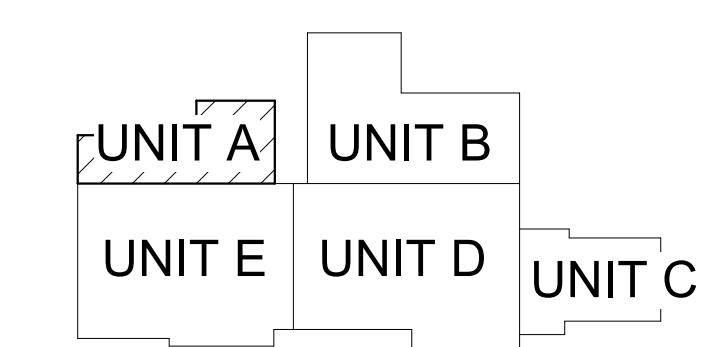
GENERAL TECHNOLOGY NOTES

1. TECHNOLOGY CONTRACTOR SHALL BE RESPONSIBLE FOR ALL CUTTING AND PATCHING REQUIRED FOR NEW WORK OR WHERE DEVICES ARE REMOVED AND NOT REPLACED.
2. TECHNOLOGY CONTRACTOR SHALL COORDINATE WITH G SERIES SHEETS DEVICE COORDINATION DETAIL. DEVICES ARE TO ALIGN VERTICALLY AND HORIZONTALLY AND FOLLOW THE RULES OF THIS DETAIL CONSISTENTLY. A PRE-INSTALL DEVICE COORDINATION MEETING FOR DEVICE FINISHES AND LAYOUT MAY BE REQUIRED IN THE SPECIFICATION FOR THIS PROJECT.
3. REFER TO TECHNOLOGY, ELECTRICAL AND ARCHITECTURAL DETAILS AND ELEVATIONS FOR SYMBOL INFORMATION AND ELEVATION DETAIL.
4. DEVICES AND EQUIPMENT SHOWN DASHED OR WITH AN "X" ARE TO BE REMOVED. FIXTURES, DEVICES AND EQUIPMENT SHOWN LIGHTLY OR WITH AN "E" ARE EXISTING TO REMAIN UNDISTURBED.
5. DEVICES SHOWN WITH AN "R" ARE EXISTING TO BE REPLACED WITH NEW DEVICE AND COVERPLATE.
6. TEMPORARILY SUPPORT EXISTING CEILING DEVICES TO REMAIN IN EXISTING CEILINGS TO BE REPLACED. REINSTALL DEVICES INTO NEW CEILING.
7. CONTRACTOR SHALL BE RESPONSIBLE FOR PROJECT PHASING. TEMPORARY WIRING TO KEEP SYSTEMS RUNNING SHALL BE PROVIDED AS REQUIRED WHILE BUILDING IS OCCUPIED BETWEEN PHASES OF CONSTRUCTION.

TECHNOLOGY KEYED NOTES

1. REMOVE CAMERA DEVICE AND PROVIDE TO OWNER. RELOCATE EXISTING DATA CABLE TO NEW CAMERA LOCATION. INSTALL NEW ACOUSTIC CEILING TILE (BY OWNER) OR PAINT AND PATCH WALL OR CEILING (MATCH PAINT WITH OWNER) AS APPLICABLE.
2. REPLACE EXISTING CAMERA DEVICE WITH NEW DEVICE AT THIS LOCATION AS SPECIFIED. PROVIDE EXISTING DEVICE TO OWNER.
3. NEW DEVICE AT THIS LOCATION. RELOCATE EXISTING DATA CABLE FROM ORIGINAL LOCATION AS INDICATED.
4. NEW DEVICE AT THIS LOCATION. NEW DATA DROP TO BE PROVIDED BY OTHERS.
5. REMOVE CAMERA DEVICE AND PROVIDE TO OWNER. DATA DROP TO BE DEMOLISHED BACK TO SOURCE, BY OTHERS.
6. EXISTING DEVICE TO REMAIN.

PPS CAMERA UPGRADES 2021



KEY PLAN
SCALE: NO SCALE



FIRST FLOOR TECHNOLOGY PLAN - UNIT A
1/8" = 1'-0"

ISSUED FOR DATE

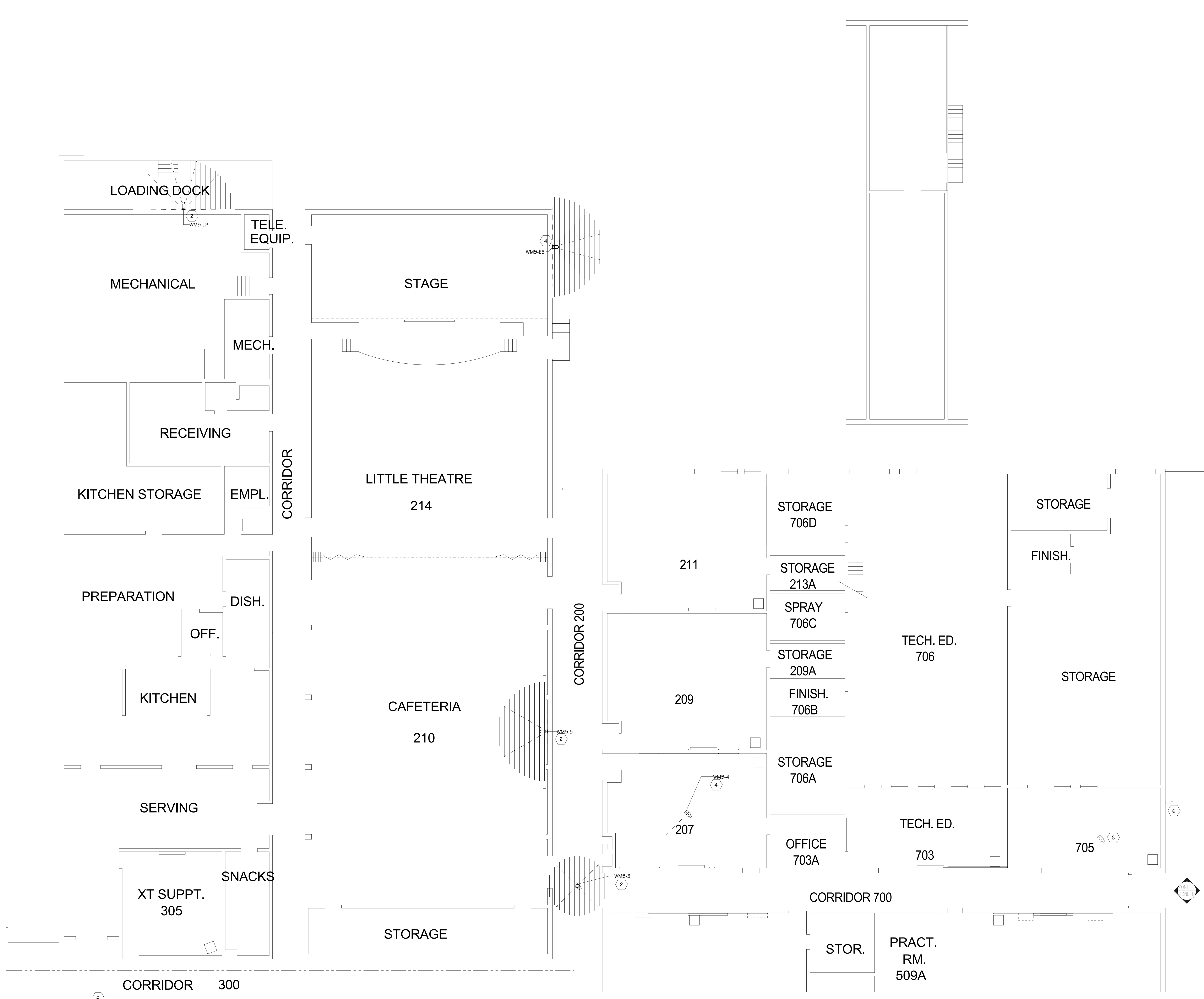
PROJECT TITLE
VIDEO SURVEILLANCE UPGRADES 2021

OWNER
PORTAGE PUBLIC SCHOOLS

SHEET TITLE
WEST MS - FIRST FLOOR TECHNOLOGY PLAN - UNIT A

Portage, Michigan

SHEET NUMBER
T 121A
DATE
JULY 28, 2021
21-150.00



FIRST FLOOR TECHNOLOGY PLAN - UNIT B
1/8" = 1'-0"

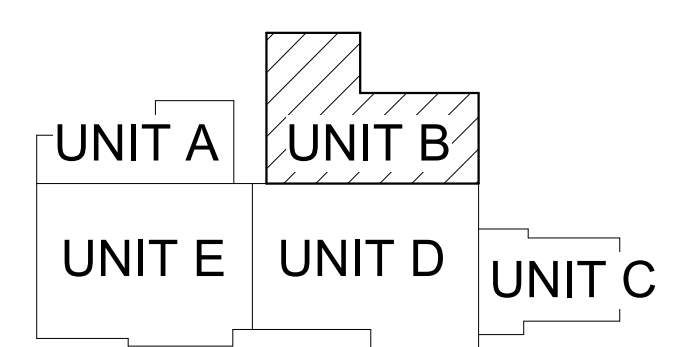
GENERAL TECHNOLOGY NOTES

1. TECHNOLOGY CONTRACTOR SHALL BE RESPONSIBLE FOR ALL CUTTING AND PATCHING REQUIRED FOR NEW WORK OR WHERE DEVICES ARE REMOVED AND NOT REPLACED.
2. TECHNOLOGY CONTRACTOR SHALL COORDINATE WITH G SERIES SHEETS DEVICE COORDINATION DETAIL. DEVICES ARE TO ALIGN VERTICALLY AND HORIZONTALLY AND FOLLOW THE RULES OF THIS DETAIL CONSISTENTLY. A PRE-INSTALL DEVICE COORDINATION MEETING FOR DEVICE FINISHES AND LAYOUT MAY BE REQUIRED IN THE SPECIFICATION FOR THIS PROJECT.
3. REFER TO TECHNOLOGY, ELECTRICAL AND ARCHITECTURAL DETAILS AND ELEVATIONS FOR SYMBOL INFORMATION AND ELEVATION DETAIL.
4. DEVICES AND EQUIPMENT SHOWN DASHED OR WITH AN "X" ARE TO BE REMOVED. FIXTURES, DEVICES AND EQUIPMENT SHOWN LIGHTLY OR WITH AN "E" ARE EXISTING TO REMAIN UNDISTURBED.
5. DEVICES SHOWN WITH AN "R" ARE EXISTING TO BE REPLACED WITH NEW DEVICE AND COVERPLATE.
6. TEMPORARILY SUPPORT EXISTING CEILING DEVICES TO REMAIN IN EXISTING CEILINGS TO BE REPLACED. REINSTALL DEVICES INTO NEW CEILING.
7. CONTRACTOR SHALL BE RESPONSIBLE FOR PROJECT PHASING. TEMPORARY WIRING TO KEEP SYSTEMS RUNNING SHALL BE PROVIDED AS REQUIRED WHILE BUILDING IS OCCUPIED BETWEEN PHASES OF CONSTRUCTION.

TECHNOLOGY KEYED NOTES

1. REMOVE CAMERA DEVICE AND PROVIDE TO OWNER. RELOCATE EXISTING DATA CABLE TO NEW CAMERA LOCATION. INSTALL NEW ACOUSTIC CEILING TILE (BY OWNER) OR PAINT AND PATCH WALL OR CEILING (MATCH PAINT WITH OWNER) AS APPLICABLE.
2. REPLACE EXISTING CAMERA DEVICE WITH NEW DEVICE AT THIS LOCATION AS SPECIFIED. PROVIDE EXISTING DEVICE TO OWNER.
3. NEW DEVICE AT THIS LOCATION. RELOCATE EXISTING DATA CABLE FROM ORIGINAL LOCATION AS INDICATED.
4. NEW DEVICE AT THIS LOCATION. NEW DATA DROP TO BE PROVIDED BY OTHERS.
5. REMOVE CAMERA DEVICE AND PROVIDE TO OWNER. DATA DROP TO BE DEMOLISHED BACK TO SOURCE, BY OTHERS.
6. EXISTING DEVICE TO REMAIN.

PPS CAMERA UPGRADES 2021



KEY PLAN
SCALE: NO SCALE

ISSUED FOR _____ DATE _____

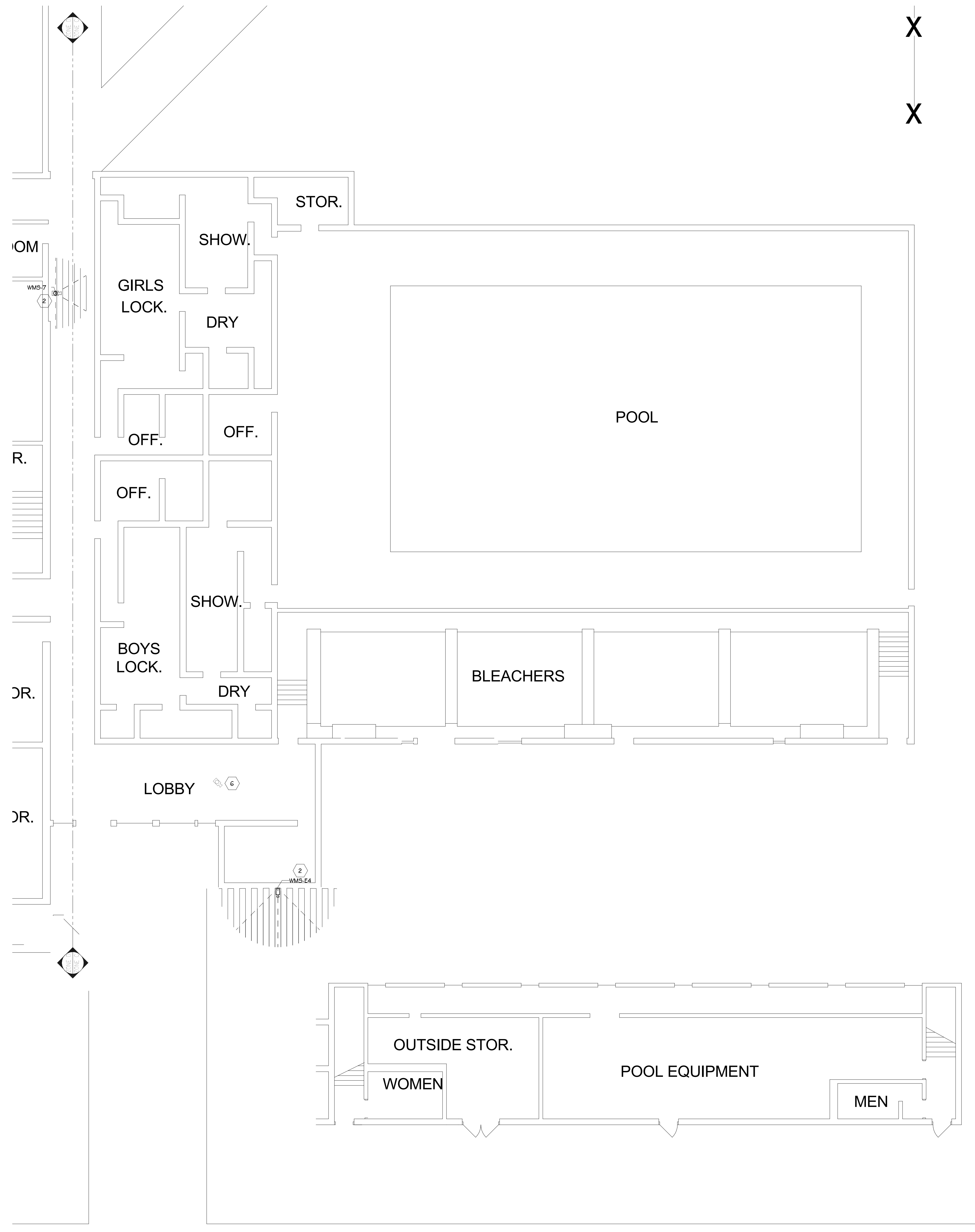
PROJECT TITLE
VIDEO SURVEILLANCE UPGRADES 2021

OWNER
PORTAGE PUBLIC SCHOOLS

SHEET TITLE
WEST MS - FIRST FLOOR TECHNOLOGY PLAN - UNIT B

Portage, Michigan

SHEET NUMBER
T-121B
DATE
JULY 28, 2021
SCALE
21-150.00



FIRST FLOOR TECHNOLOGY PLAN - UNIT C
1/8" = 1'-0"

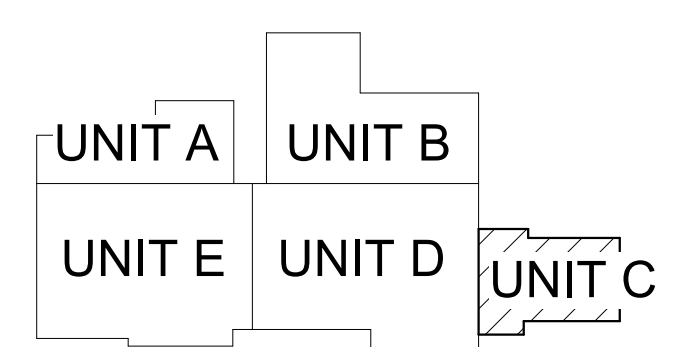
GENERAL TECHNOLOGY NOTES

1. TECHNOLOGY CONTRACTOR SHALL BE RESPONSIBLE FOR ALL CUTTING AND PATCHING REQUIRED FOR NEW WORK OR WHERE DEVICES ARE REMOVED AND NOT REPLACED.
2. TECHNOLOGY CONTRACTOR SHALL COORDINATE WITH G SERIES SHEETS DEVICE COORDINATION DETAIL. DEVICES ARE TO ALIGN VERTICALLY AND HORIZONTALLY AND FOLLOW THE RULES OF THIS DETAIL CONSISTENTLY. A PRE-INSTALL DEVICE COORDINATION MEETING FOR DEVICE FINISHES AND LAYOUT MAY BE REQUIRED IN THE SPECIFICATION FOR THIS PROJECT.
3. REFER TO TECHNOLOGY, ELECTRICAL AND ARCHITECTURAL DETAILS AND ELEVATIONS FOR SYMBOL INFORMATION AND ELEVATION DETAIL.
4. DEVICES AND EQUIPMENT SHOWN DASHED OR WITH AN "X" ARE TO BE REMOVED. FIXTURES, DEVICES AND EQUIPMENT SHOWN LIGHTLY OR WITH AN "E" ARE EXISTING TO REMAIN UNDISTURBED.
5. DEVICES SHOWN WITH AN "R" ARE EXISTING TO BE REPLACED WITH NEW DEVICE AND COVERPLATE.
6. TEMPORARILY SUPPORT EXISTING CEILING DEVICES TO REMAIN IN EXISTING CEILINGS TO BE REPLACED. REINSTALL DEVICES INTO NEW CEILING.
7. CONTRACTOR SHALL BE RESPONSIBLE FOR PROJECT PHASING. TEMPORARY WIRING TO KEEP SYSTEMS RUNNING SHALL BE PROVIDED AS REQUIRED WHILE BUILDING IS OCCUPIED BETWEEN PHASES OF CONSTRUCTION.

TECHNOLOGY KEYED NOTES

1. REMOVE CAMERA DEVICE AND PROVIDE TO OWNER. RELOCATE EXISTING DATA CABLE TO NEW CAMERA LOCATION. INSTALL NEW ACOUSTIC CEILING TILE (BY OWNER) OR PAINT AND PATCH WALL OR CEILING (MATCH PAINT WITH OWNER) AS APPLICABLE.
2. REPLACE EXISTING CAMERA DEVICE WITH NEW DEVICE AT THIS LOCATION AS SPECIFIED. PROVIDE EXISTING DEVICE TO OWNER.
3. NEW DEVICE AT THIS LOCATION. RELOCATE EXISTING DATA CABLE FROM ORIGINAL LOCATION AS INDICATED.
4. NEW DEVICE AT THIS LOCATION. NEW DATA DROP TO BE PROVIDED BY OTHERS.
5. REMOVE CAMERA DEVICE AND PROVIDE TO OWNER. DATA DROP TO BE DEMOLISHED BACK TO SOURCE, BY OTHERS.
6. EXISTING DEVICE TO REMAIN.

PPS CAMERA UPGRADES 2021



KEY PLAN
SCALE: NO SCALE

TowerPinkster
Architecture · Engineering · Interiors
4 East Fulton Street, Suite 200, Portage, MI 49783
242 East Kalamazoo Avenue, Suite 100, Portage, MI 49783
Phone: 269.443.6133, Fax: 269.443.6133, Email: info@towerpinkster.com
© 2021. ALL RIGHTS RESERVED.

ISSUED FOR: _____ DATE: _____

PROJECT TITLE: VIDEO SURVEILLANCE UPGRADES 2021

OWNER: PORTAGE PUBLIC SCHOOLS

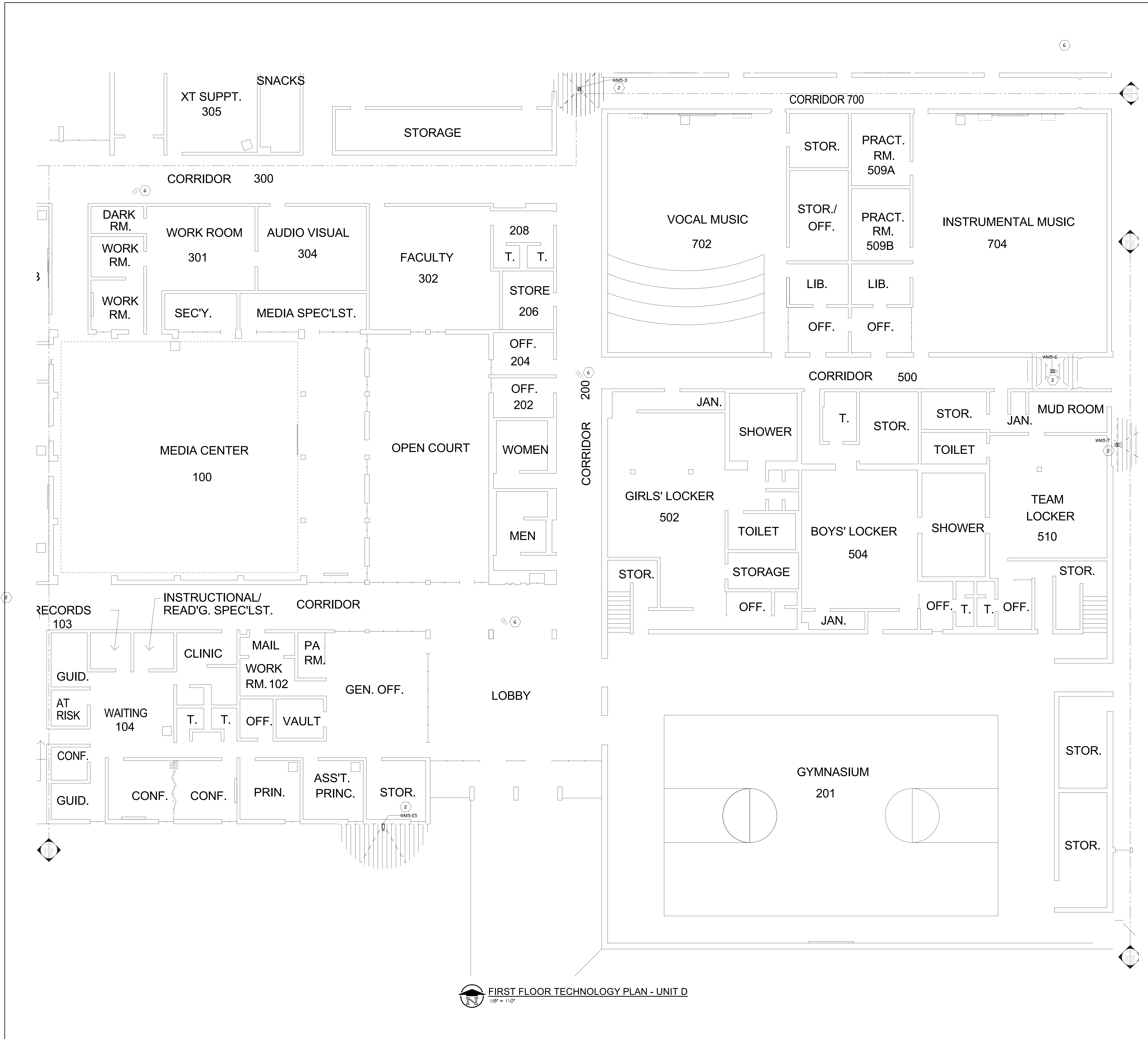
Portage, Michigan

SHEET TITLE: WEST MS - FIRST FLOOR TECHNOLOGY PLAN - UNIT C

SHEET NUMBER: T-121C

DATE: JULY 28, 2021

21-150.00



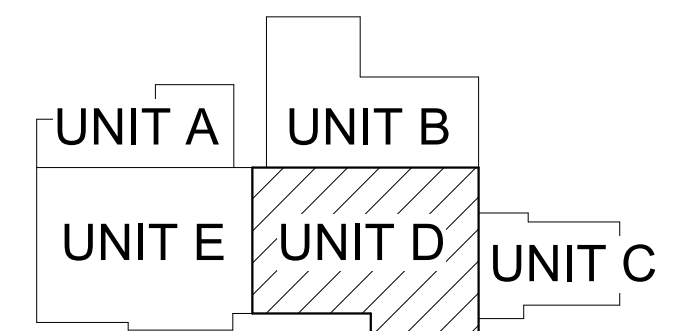
GENERAL TECHNOLOGY NOTES

1. TECHNOLOGY CONTRACTOR SHALL BE RESPONSIBLE FOR ALL CUTTING AND PATCHING REQUIRED FOR NEW WORK OR WHERE DEVICES ARE REMOVED AND NOT REPLACED.
2. TECHNOLOGY CONTRACTOR SHALL COORDINATE WITH G SERIES SHEETS DEVICE COORDINATION DETAIL. DEVICES ARE TO ALIGN VERTICALLY AND HORIZONTALLY AND FOLLOW THE RULES OF THIS DETAIL CONSISTENTLY. A PRE-INSTALL DEVICE COORDINATION MEETING FOR DEVICE FINISHES AND LAYOUT MAY BE REQUIRED IN THE SPECIFICATION FOR THIS PROJECT.
3. REFER TO TECHNOLOGY, ELECTRICAL AND ARCHITECTURAL DETAILS AND ELEVATIONS FOR SYMBOL INFORMATION AND ELEVATION DETAIL.
4. DEVICES AND EQUIPMENT SHOWN DASHED OR WITH AN "X" ARE TO BE REMOVED. FIXTURES, DEVICES AND EQUIPMENT SHOWN LIGHTLY OR WITH AN "E" ARE EXISTING TO REMAIN UNDISTURBED.
5. DEVICES SHOWN WITH AN "R" ARE EXISTING TO BE REPLACED WITH NEW DEVICE AND COVERPLATE.
6. TEMPORARILY SUPPORT EXISTING CEILING DEVICES TO REMAIN IN EXISTING CEILINGS TO BE REPLACED. REINSTALL DEVICES INTO NEW CEILING.
7. CONTRACTOR SHALL BE RESPONSIBLE FOR PROJECT PHASING. TEMPORARY WIRING TO KEEP SYSTEMS RUNNING SHALL BE PROVIDED AS REQUIRED WHILE BUILDING IS OCCUPIED BETWEEN PHASES OF CONSTRUCTION.

TECHNOLOGY KEYED NOTES

1. REMOVE CAMERA DEVICE AND PROVIDE TO OWNER. RELOCATE EXISTING DATA CABLE TO NEW CAMERA LOCATION. INSTALL NEW ACOUSTIC CEILING TILE (BY OWNER) OR PAINT AND PATCH WALL OR CEILING (MATCH PAINT WITH OWNER) AS APPLICABLE.
2. REPLACE EXISTING CAMERA DEVICE WITH NEW DEVICE AT THIS LOCATION AS SPECIFIED. PROVIDE EXISTING DEVICE TO OWNER.
3. NEW DEVICE AT THIS LOCATION. RELOCATE EXISTING DATA CABLE FROM ORIGINAL LOCATION AS INDICATED.
4. NEW DEVICE AT THIS LOCATION. NEW DATA DROP TO BE PROVIDED BY OTHERS.
5. REMOVE CAMERA DEVICE AND PROVIDE TO OWNER. DATA DROP TO BE DEMOLISHED BACK TO SOURCE, BY OTHERS.
6. EXISTING DEVICE TO REMAIN.

PPS CAMERA UPGRADES 2021



KEY PLAN
SCALE: NO SCALE

FIRST FLOOR TECHNOLOGY PLAN - UNIT D
1/8" = 1'-0"

ISSUED FOR DATE

PROJECT TITLE
VIDEO SURVEILLANCE UPGRADES 2021

OWNER
PORTAGE PUBLIC SCHOOLS

Portage, Michigan

SHEET TITLE
WEST MS - FIRST FLOOR TECHNOLOGY PLAN - UNIT D

DATE
JULY 28, 2021

SHEET NUMBER
T-121D

21-150.00

ISSUED FOR DATE

PROJECT TITLE
 VIDEO SURVEILLANCE UPGRADES 2021

OWNER
 PORTAGE PUBLIC SCHOOLS

SHEET TITLE
 WEST MS - FIRST FLOOR TECHNOLOGY
 PLAN - UNIT E

Portage, Michigan

SHEET NUMBER
T 121E
 DATE
 JULY 28, 2021
 21-150.00

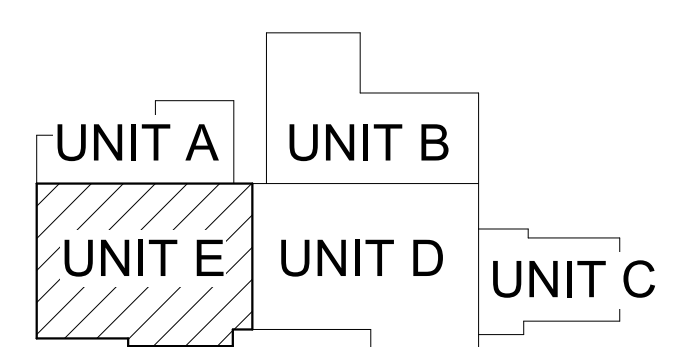
GENERAL TECHNOLOGY NOTES

1. TECHNOLOGY CONTRACTOR SHALL BE RESPONSIBLE FOR ALL CUTTING AND PATCHING REQUIRED FOR NEW WORK OR WHERE DEVICES ARE REMOVED AND NOT REPLACED.
2. TECHNOLOGY CONTRACTOR SHALL COORDINATE WITH G SERIES SHEETS DEVICE COORDINATION DETAIL. DEVICES ARE TO ALIGN VERTICALLY AND HORIZONTALLY AND FOLLOW THE RULES OF THIS DETAIL CONSISTENTLY. A PRE-INSTALL DEVICE COORDINATION MEETING FOR DEVICE FINISHES AND LAYOUT MAY BE REQUIRED IN THE SPECIFICATION FOR THIS PROJECT.
3. REFER TO TECHNOLOGY, ELECTRICAL AND ARCHITECTURAL DETAILS AND ELEVATIONS FOR SYMBOL INFORMATION AND ELEVATION DETAIL.
4. DEVICES AND EQUIPMENT SHOWN DASHED OR WITH AN "X" ARE TO BE REMOVED. FIXTURES, DEVICES AND EQUIPMENT SHOWN LIGHTLY OR WITH AN "E" ARE EXISTING TO REMAIN UNDISTURBED.
5. DEVICES SHOWN WITH AN "R" ARE EXISTING TO BE REPLACED WITH NEW DEVICE AND COVERPLATE.
6. TEMPORARILY SUPPORT EXISTING CEILING DEVICES TO REMAIN IN EXISTING CEILINGS TO BE REPLACED. REINSTALL DEVICES INTO NEW CEILING.
7. CONTRACTOR SHALL BE RESPONSIBLE FOR PROJECT PHASING. TEMPORARY WIRING TO KEEP SYSTEMS RUNNING SHALL BE PROVIDED AS REQUIRED WHILE BUILDING IS OCCUPIED BETWEEN PHASES OF CONSTRUCTION.

TECHNOLOGY KEYED NOTES

1. REMOVE CAMERA DEVICE AND PROVIDE TO OWNER. RELOCATE EXISTING DATA CABLE TO NEW CAMERA LOCATION. INSTALL NEW ACOUSTIC CEILING TILE (BY OWNER) OR PAINT AND PATCH WALL OR CEILING (MATCH PAINT WITH OWNER) AS APPLICABLE.
2. REPLACE EXISTING CAMERA DEVICE WITH NEW DEVICE AT THIS LOCATION AS SPECIFIED. PROVIDE EXISTING DEVICE TO OWNER.
3. NEW DEVICE AT THIS LOCATION. RELOCATE EXISTING DATA CABLE FROM ORIGINAL LOCATION AS INDICATED.
4. NEW DEVICE AT THIS LOCATION. NEW DATA DROP TO BE PROVIDED BY OTHERS.
5. REMOVE CAMERA DEVICE AND PROVIDE TO OWNER. DATA DROP TO BE DEMOLISHED BACK TO SOURCE, BY OTHERS.
6. EXISTING DEVICE TO REMAIN.

PPS CAMERA UPGRADES 2021



KEY PLAN
 SCALE: NO SCALE



FIRST FLOOR TECHNOLOGY PLAN - UNIT E
 1/8" = 1'-0"

WEST MIDDLE SCHOOL SECURITY CAMERA SCHEDULE

CAMERA NUMBER	MAKE/MODEL	MOUNTING HEIGHT	MOUNTING TYPE	MOUNTING ACCESSORIES	COMMENTS
WMS-1	AVIGILON 32C-H4A-4MH-3G0		DROP CEILING		
WMS-2	AVIGILON 32C-H4A-4MH-3G0		DROP CEILING		
WMS-3	AVIGILON 32C-H4A-4MH-3G0		DROP CEILING		
WMS-4	AVIGILON 12.0V-H5A-FE-DC1		DROP CEILING		
WMS-5	AVIGILON 24C-H4A-3MH-1.80	10' - 0"	SURFACE, PENDANT	H4AMH-AD-PEND1, H4AMH-DO-COVR1, IRPTZ-MNT-WALL1	
WMS-6	AVIGILON 10.0C-H5DH-D1-IR		DROP CEILING		
WMS-7	AVIGILON 24C-H4A-3MH-1.80		DROP CEILING		
WMS-8	AVIGILON 8.0C-H5A-D1		DROP CEILING		
WMS-9	AVIGILON 32C-H4A-4MH-3G0		DROP CEILING		
WMS-10	AVIGILON 32C-H4A-4MH-3G0		DROP CEILING		
WMS-11	AVIGILON 24C-H4A-3MH-1.80		DROP CEILING		
WMS-E1	AVIGILON 24C-H4A-3MH-270	10' - 0"	CORNER MOUNT, PENDANT	H4AMH-AD-PEND1, H4AMH-DO-COVR1, IRPTZ-MNT-WALL1, H4-MT-CRNR1	
WMS-E2	AVIGILON 24C-H4A-3MH-1.80	10' - 0"	SURFACE, PENDANT	H4AMH-AD-PEND1, H4AMH-DO-COVR1, IRPTZ-MNT-WALL1	
WMS-E3	AVIGILON 24C-H4A-3MH-1.80	10' - 0"	SURFACE, PENDANT	H4AMH-AD-PEND1, H4AMH-DO-COVR1, IRPTZ-MNT-WALL1	
WMS-E4	AVIGILON 24C-H4A-3MH-1.80	10' - 0"	SURFACE, PENDANT	H4AMH-AD-PEND1, H4AMH-DO-COVR1, IRPTZ-MNT-WALL1	
WMS-E5	AVIGILON 24C-H4A-3MH-1.80	10' - 0"	SURFACE, PENDANT	H4AMH-AD-PEND1, H4AMH-DO-COVR1, IRPTZ-MNT-WALL1	

WMS-E#: EXTERIOR CAMERA
WMS-#: INTERIOR CAMERA

SECURITY SYMBOLS	
	SECURITY CAMERA - WALL
	SECURITY CAMERA - CEILING
	(HALF SHADED) SECURITY CAMERA - WALL - REFER TO KEYED NOTE FOR DIRECTION
	(HALF SHADED) SECURITY CAMERA - CEILING - REFER TO KEYED NOTE FOR DIRECTION
CAMERA TAG LEGEND	
	XXX: BUILDING PREFIX TRIGGER # CAMERA NUMBER (IF FOR ALL EXTERIOR CAMERAS)

NOTES:
COORDINATE MOUNTING HEIGHTS WITH EXISTING ROUGH IN WHERE DEVICES ARE TO BE REPLACED IN THEIR EXACT LOCATIONS. WHERE NEW DEVICES ARE INSTALLED NEAR EXISTING CAMERAS, MATCH INSTALLATION HEIGHT OF PREVIOUS CAMERA LOCATION.

SYMBOL LEGEND
SCALE: NONE

SHEET TITLE
WEST MS - CAMERA SCHEDULE

SHEET NUMBER
T 122
21-150.00

DATE
JULY 28, 2021

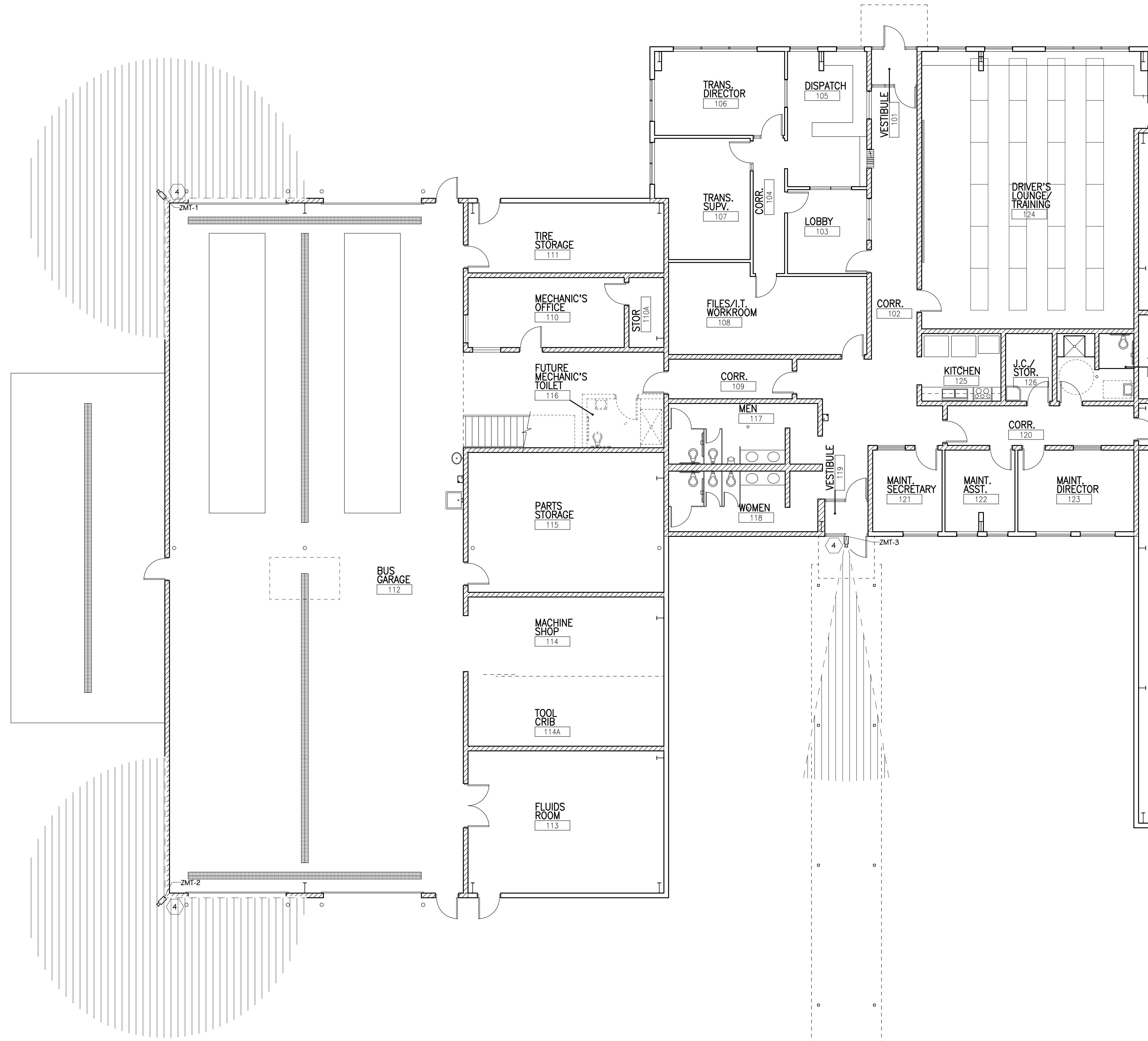
OWNER
PORTAGE PUBLIC SCHOOLS

Portage, Michigan

PROJECT TITLE
VIDEO SURVEILLANCE UPGRADES 2021

ISSUED FOR

DATE



 **FIRST FLOOR TECHNOLOGY PLAN - UNIT A**
1/8" = 1'-0"

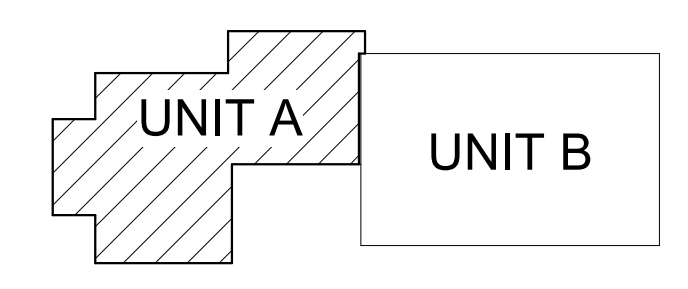
GENERAL TECHNOLOGY NOTES

1. TECHNOLOGY CONTRACTOR SHALL BE RESPONSIBLE FOR ALL CUTTING AND PATCHING REQUIRED FOR NEW WORK OR WHERE DEVICES ARE REMOVED AND NOT REPLACED.
2. TECHNOLOGY CONTRACTOR SHALL COORDINATE WITH G SERIES SHEETS DEVICE COORDINATION DETAIL. DEVICES ARE TO ALIGN VERTICALLY AND HORIZONTALLY AND FOLLOW THE RULES OF THIS DETAIL CONSISTENTLY. A PRE-INSTALL DEVICE COORDINATION MEETING FOR DEVICE FINISHES AND LAYOUT MAY BE REQUIRED IN THE SPECIFICATION FOR THIS PROJECT.
3. REFER TO TECHNOLOGY, ELECTRICAL AND ARCHITECTURAL DETAILS AND ELEVATIONS FOR SYMBOL INFORMATION AND ELEVATION DETAIL.
4. DEVICES AND EQUIPMENT SHOWN DASHED OR WITH AN "X" ARE TO BE REMOVED. FIXTURES, DEVICES AND EQUIPMENT SHOWN LIGHTLY OR WITH AN "E" ARE EXISTING TO REMAIN UNDISTURBED.
5. DEVICES SHOWN WITH AN "R" ARE EXISTING TO BE REPLACED WITH NEW DEVICE AND COVERPLATE.
6. TEMPORARILY SUPPORT EXISTING CEILING DEVICES TO REMAIN IN EXISTING CEILINGS TO BE REPLACED. REINSTALL DEVICES INTO NEW CEILING.
7. CONTRACTOR SHALL BE RESPONSIBLE FOR PROJECT PHASING. TEMPORARY WIRING TO KEEP SYSTEMS RUNNING SHALL BE PROVIDED AS REQUIRED WHILE BUILDING IS OCCUPIED BETWEEN PHASES OF CONSTRUCTION.

TECHNOLOGY KEYED NOTES

1. REMOVE CAMERA DEVICE AND PROVIDE TO OWNER. RELOCATE EXISTING DATA CABLE TO NEW CAMERA LOCATION. INSTALL NEW ACOUSTIC CEILING TILE (BY OWNER) OR PAINT AND PATCH WALL OR CEILING (MATCH PAINT WITH OWNER) AS APPLICABLE.
2. REPLACE EXISTING CAMERA DEVICE WITH NEW DEVICE AT THIS LOCATION AS SPECIFIED. PROVIDE EXISTING DEVICE TO OWNER.
3. NEW DEVICE AT THIS LOCATION. RELOCATE EXISTING DATA CABLE FROM ORIGINAL LOCATION AS INDICATED.
4. NEW DEVICE AT THIS LOCATION. NEW DATA DROP TO BE PROVIDED BY OTHERS.
5. REMOVE CAMERA DEVICE AND PROVIDE TO OWNER. DATA DROP TO BE DEMOLISHED BACK TO SOURCE, BY OTHERS.
6. EXISTING DEVICE TO REMAIN.

PPS CAMERA UPGRADES 2021



KEY PLAN
SCALE: NO SCALE

ISSUED FOR DATE

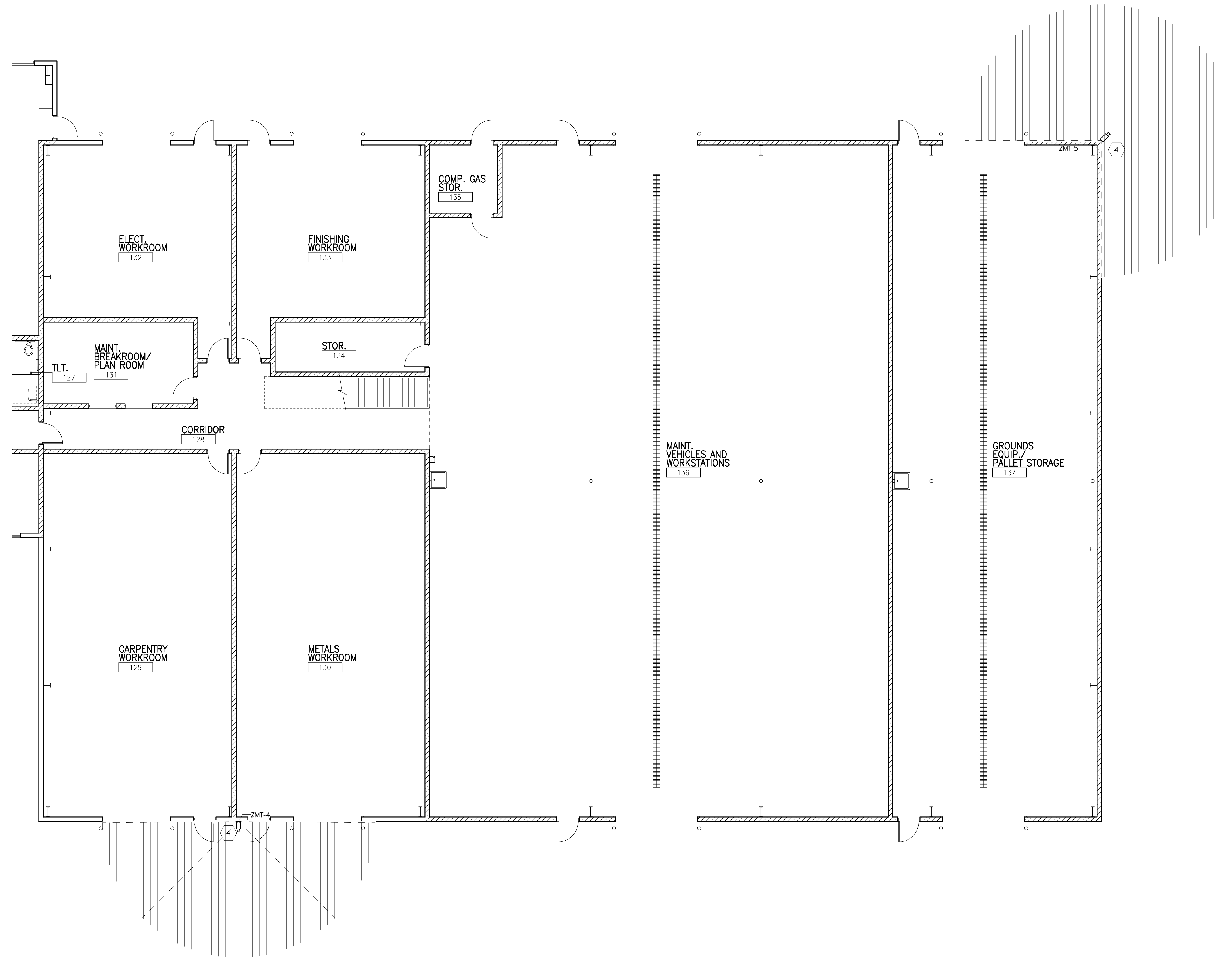
PROJECT TITLE
VIDEO SURVEILLANCE UPGRADES 2021

OWNER
PORTAGE PUBLIC SCHOOLS

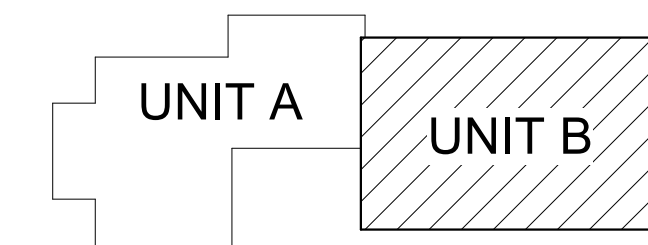
Portage, Michigan

SHEET TITLE
TRANSPORTATION - FIRST FLOOR
TECHNOLOGY PLAN - UNIT A

SHEET NUMBER
T 131A
DATE
JULY 28, 2021
21-150.00



FIRST FLOOR TECHNOLOGY PLAN - UNIT B
1/8" = 1'-0"



KEY PLAN
SCALE: NO SCALE

GENERAL TECHNOLOGY NOTES

1. TECHNOLOGY CONTRACTOR SHALL BE RESPONSIBLE FOR ALL CUTTING AND PATCHING REQUIRED FOR NEW WORK OR WHERE DEVICES ARE REMOVED AND NOT REPLACED.
2. TECHNOLOGY CONTRACTOR SHALL COORDINATE WITH G SERIES SHEETS DEVICE COORDINATION DETAIL. DEVICES ARE TO ALIGN VERTICALLY AND HORIZONTALLY AND FOLLOW THE RULES OF THIS DETAIL CONSISTENTLY. A PRE-INSTALL DEVICE COORDINATION MEETING FOR DEVICE FINISHES AND LAYOUT MAY BE REQUIRED IN THE SPECIFICATION FOR THIS PROJECT.
3. REFER TO TECHNOLOGY, ELECTRICAL AND ARCHITECTURAL DETAILS AND ELEVATIONS FOR SYMBOL INFORMATION AND ELEVATION DETAIL.
4. DEVICES AND EQUIPMENT SHOWN DASHED OR WITH AN "X" ARE TO BE REMOVED. FIXTURES, DEVICES AND EQUIPMENT SHOWN LIGHTLY OR WITH AN "E" ARE EXISTING TO REMAIN UNDISTURBED.
5. DEVICES SHOWN WITH AN "R" ARE EXISTING TO BE REPLACED WITH NEW DEVICE AND COVERPLATE.
6. TEMPORARILY SUPPORT EXISTING CEILING DEVICES TO REMAIN IN EXISTING CEILINGS TO BE REPLACED. REINSTALL DEVICES INTO NEW CEILING.
7. CONTRACTOR SHALL BE RESPONSIBLE FOR PROJECT PHASING. TEMPORARY WIRING TO KEEP SYSTEMS RUNNING SHALL BE PROVIDED AS REQUIRED WHILE BUILDING IS OCCUPIED BETWEEN PHASES OF CONSTRUCTION.

TECHNOLOGY KEYED NOTES

1. REMOVE CAMERA DEVICE AND PROVIDE TO OWNER. RELOCATE EXISTING DATA CABLE TO NEW CAMERA LOCATION. INSTALL NEW ACOUSTIC CEILING TILE (BY OWNER) OR PAINT AND PATCH WALL OR CEILING (MATCH PAINT WITH OWNER) AS APPLICABLE.
2. REPLACE EXISTING CAMERA DEVICE WITH NEW DEVICE AT THIS LOCATION AS SPECIFIED. PROVIDE EXISTING DEVICE TO OWNER.
3. NEW DEVICE AT THIS LOCATION. RELOCATE EXISTING DATA CABLE FROM ORIGINAL LOCATION AS INDICATED.
4. NEW DEVICE AT THIS LOCATION. NEW DATA DROP TO BE PROVIDED BY OTHERS.
5. REMOVE CAMERA DEVICE AND PROVIDE TO OWNER. DATA DROP TO BE DEMOLISHED BACK TO SOURCE, BY OTHERS.
6. EXISTING DEVICE TO REMAIN.

PPS CAMERA UPGRADES 2021

SHEET TITLE
TRANSPORTATION - FIRST FLOOR
TECHNOLOGY PLAN - UNIT B

OWNER
PORTAGE PUBLIC SCHOOLS

PROJECT TITLE
VIDEO SURVEILLANCE UPGRADES 2021

ISSUED FOR

SHEET NUMBER
T-131B

Portage, Michigan

DATE
JULY 28, 2021

TRANSPORTATION BUILDING SECURITY CAMERA SCHEDULE

CAMERA NUMBER	MAKE/MODEL	MOUNTING HEIGHT	MOUNTING TYPE	MOUNTING ACCESSORIES	COMMENTS
ZMT-1	AVIGILON 24C-H4A-3MH-270	9' - 0"	CORNER MOUNT, PENDANT	H4AMH-AD-PEND1, H4AMH-DO-COVR1, IRPTZ-MNT-WALL1, H4-MT-CRNR1	
ZMT-2	AVIGILON 24C-H4A-3MH-270	9' - 0"	CORNER MOUNT, PENDANT	H4AMH-AD-PEND1, H4AMH-DO-COVR1, IRPTZ-MNT-WALL1, H4-MT-CRNR1	
ZMT-3	AVIGILON 8.0C-H5A-DO1	9' - 0"	SURFACE, ABOVE CANOPY		
ZMT-4	AVIGILON 24C-H4A-3MH-180	9' - 0"	SURFACE, PENDANT	H4AMH-AD-PEND1, H4AMH-DO-COVR1, IRPTZ-MNT-WALL1	
ZMT-5	AVIGILON 24C-H4A-3MH-270	9' - 0"	CORNER MOUNT, PENDANT	H4AMH-AD-PEND1, H4AMH-DO-COVR1, IRPTZ-MNT-WALL1, H4-MT-CRNR1	
ZMT-#:	EXTERIOR CAMERA				

SECURITY SYMBOLS

SECURITY CAMERA - WALL
 SECURITY CAMERA - CEILING
 (HALF SHADED) SECURITY CAMERA - WALL - REFER TO KEYED NOTE FOR DIRECTION
 (HALF SHADED) SECURITY CAMERA - CEILING - REFER TO KEYED NOTE FOR DIRECTION

CAMERA TAG LEGEND

XXX BUILDING PREFIX
 F FLOOR
 # CAMERA NUMBER (64 FOR ALL EXTERIOR CAMERAS)

NOTES:
 COORDINATE MOUNTING HEIGHTS WITH EXISTING ROUGH IN WHERE DEVICES ARE TO BE REPLACED IN THEIR EXACT LOCATIONS. WHERE NEW DEVICES ARE INSTALLED NEAR EXISTING CAMERAS, MATCH INSTALLATION HEIGHT OF PREVIOUS CAMERA LOCATION.

SYMBOL LEGEND
 SCALE: NONE

ISSUED FOR DATE

PROJECT TITLE
 VIDEO SURVEILLANCE UPGRADES 2021

OWNER
 PORTAGE PUBLIC SCHOOLS

Portage, Michigan

SHEET TITLE
 TRANSPORTATION - CAMERA
 SCHEDULE

DATE
 JULY 28, 2021

SHEET NUMBER
T 132
 21-150.00

12TH STREET ELEMENTARY SECURITY CAMERA SCHEDULE

CAMERA NUMBER	MAKE/MODEL	MOUNTING HEIGHT	MOUNTING TYPE	MOUNTING ACCESSORIES	COMMENTS
TWL-1	AVIGILON 10.OC-H5DH-D1-IR		CEILING		
TWL-E1	AVIGILON 32C-H4A-4MH-3G0		CANOPY		
TWL-E2	AVIGILON 8.OC-H5A-D1		SURFACE		
TWL-E3	AVIGILON 24C-H4A-3MH-180	10' - 0"	SURFACE, PENDANT	H4AMH-AD-PEND1, H4AMH-DO-COVR1, IRPTZ-MNT-WALL1	
TWL-E4	AVIGILON 24C-H4A-3MH-180	10' - 0"	SURFACE, PENDANT	H4AMH-AD-PEND1, H4AMH-DO-COVR1, IRPTZ-MNT-WALL1	
TWL-E5	AVIGILON 24C-H4A-3MH-180	10' - 0"	SURFACE, PENDANT	H4AMH-AD-PEND1, H4AMH-DO-COVR1, IRPTZ-MNT-WALL1	
TWL-E6	AVIGILON 24C-H4A-3MH-180	10' - 0"	SURFACE, PENDANT	H4AMH-AD-PEND1, H4AMH-DO-COVR1, IRPTZ-MNT-WALL1	

ADMINISTRATION BUILDING SECURITY CAMERA SCHEDULE

CAMERA NUMBER	MAKE/MODEL	MOUNTING HEIGHT	MOUNTING TYPE	MOUNTING ACCESSORIES	COMMENTS
ADM-E1	AVIGILON 24C-H4A-3MH-180	10' - 0"	SURFACE, PENDANT	H4AMH-AD-PEND1, H4AMH-DO-COVR1, IRPTZ-MNT-WALL1	
ADM-E2	AVIGILON 24C-H4A-3MH-180	10' - 0"	SURFACE, PENDANT	H4AMH-AD-PEND1, H4AMH-DO-COVR1, IRPTZ-MNT-WALL1	
ADM-E3	AVIGILON 24C-H4A-3MH-180	10' - 0"	SURFACE, PENDANT	H4AMH-AD-PEND1, H4AMH-DO-COVR1, IRPTZ-MNT-WALL1	

AMBERLY ELEMENTARY SECURITY CAMERA SCHEDULE

CAMERA NUMBER	MAKE/MODEL	MOUNTING HEIGHT	MOUNTING TYPE	MOUNTING ACCESSORIES	COMMENTS
AMB-1	AVIGILON 8.OC-H5A-D1		CEILING		
AMB-E1	AVIGILON 24C-H4A-3MH-180	10' - 0"	SURFACE, PENDANT	H4AMH-AD-PEND1, H4AMH-DO-COVR1, IRPTZ-MNT-WALL1	
AMB-E2	AVIGILON 24C-H4A-3MH-180	10' - 0"	SURFACE, PENDANT	H4AMH-AD-PEND1, H4AMH-DO-COVR1, IRPTZ-MNT-WALL1	
AMB-E3	AVIGILON 24C-H4A-3MH-180	10' - 0"	SURFACE, PENDANT	H4AMH-AD-PEND1, H4AMH-DO-COVR1, IRPTZ-MNT-WALL1	
AMB-E4	AVIGILON 24C-H4A-3MH-180	10' - 0"	SURFACE, PENDANT	H4AMH-AD-PEND1, H4AMH-DO-COVR1, IRPTZ-MNT-WALL1	
AMB-E5	AVIGILON 24C-H4A-3MH-180	10' - 0"	SURFACE, PENDANT	H4AMH-AD-PEND1, H4AMH-DO-COVR1, IRPTZ-MNT-WALL1	

ANGLING ROAD ELEMENTARY SECURITY CAMERA SCHEDULE

CAMERA NUMBER	MAKE/MODEL	MOUNTING HEIGHT	MOUNTING TYPE	MOUNTING ACCESSORIES	COMMENTS
ANG-1	AVIGILON 8.OC-H5A-D1	10' - 0"	SURFACE		
ANG-E1	AVIGILON 24C-H4A-3MH-270	10' - 0"	CORNER MOUNT, PENDANT	H4AMH-AD-PEND1, H4AMH-DO-COVR1, IRPTZ-MNT-WALL1, H4-MT-CRNR1	
ANG-E2	AVIGILON 24C-H4A-3MH-180	10' - 0"	POLE, PENDANT	H4AMH-AD-PEND1, H4AMH-DO-COVR1, IRPTZ-MNT-WALL1	

CENTRAL ELEMENTARY SECURITY CAMERA SCHEDULE

CAMERA NUMBER	MAKE/MODEL	MOUNTING HEIGHT	MOUNTING TYPE	MOUNTING ACCESSORIES	COMMENTS
CEL-1	AVIGILON 8.OC-H5A-D1		CEILING		
CEL-E1	AVIGILON 24C-H4A-3MH-180	10' - 0"	SURFACE, PENDANT	H4AMH-AD-PEND1, H4AMH-DO-COVR1, IRPTZ-MNT-WALL1	
CEL-E2	AVIGILON 24C-H4A-3MH-180	10' - 0"	CANOPY		
CEL-E3	AVIGILON 8.OC-H5A-DO1	10' - 0"	SURFACE		

COMMUNITY EDUCATION CENTER SECURITY CAMERA SCHEDULE

CAMERA NUMBER	MAKE/MODEL	MOUNTING HEIGHT	MOUNTING TYPE	MOUNTING ACCESSORIES	COMMENTS
CEC-1	AVIGILON 24C-H4A-3MH-180		CEILING		
CEC-2	AVIGILON 24C-H4A-3MH-180		CEILING		
CEC-3	AVIGILON 24C-H4A-3MH-180		CEILING		
CEC-4	AVIGILON 24C-H4A-3MH-180		CEILING		
CEC-5	AVIGILON 24C-H4A-3MH-180		CEILING		
CEC-6	AVIGILON 24C-H4A-3MH-180		CEILING		
CEC-7	AVIGILON 24C-H4A-3MH-180		CEILING		
CEC-8	AVIGILON 24C-H4A-3MH-180		CEILING		
CEC-E1	AVIGILON 24C-H4A-3MH-180	10' - 0"	SURFACE, PENDANT	H4AMH-AD-PEND1, H4AMH-DO-COVR1, IRPTZ-MNT-WALL1	
CEC-E2	AVIGILON 24C-H4A-3MH-270	10' - 0"	CORNER MOUNT, PENDANT	H4AMH-AD-PEND1, H4AMH-DO-COVR1, IRPTZ-MNT-WALL1, H4-MT-CRNR1	
CEC-E3	AVIGILON 24C-H4A-3MH-270	10' - 0"	CORNER MOUNT, PENDANT	H4AMH-AD-PEND1, H4AMH-DO-COVR1, IRPTZ-MNT-WALL1, H4-MT-CRNR1	
CEC-E4	AVIGILON 24C-H4A-3MH-270	10' - 0"	CORNER MOUNT, PENDANT	H4AMH-AD-PEND1, H4AMH-DO-COVR1, IRPTZ-MNT-WALL1, H4-MT-CRNR1	
CEC-E5	AVIGILON 24C-H4A-3MH-270	10' - 0"	CORNER MOUNT, PENDANT	H4AMH-AD-PEND1, H4AMH-DO-COVR1, IRPTZ-MNT-WALL1, H4-MT-CRNR1	
CEC-E6	AVIGILON 8.OC-H5A-DO1	10' - 0"	SURFACE		

HAVERHILL ELEMENTARY SECURITY CAMERA SCHEDULE

CAMERA NUMBER	MAKE/MODEL	MOUNTING HEIGHT	MOUNTING TYPE	MOUNTING ACCESSORIES	COMMENTS
HAV-1	AVIGILON 8.OC-H5A-D1	10' - 0"	SURFACE		
HAV-E1	AVIGILON 24C-H4A-3MH-180	10' - 0"	SURFACE, PENDANT	H4AMH-AD-PEND1, H4AMH-DO-COVR1, IRPTZ-MNT-WALL1	
HAV-E2	AVIGILON 24C-H4A-3MH-180	10' - 0"	SURFACE, PENDANT	H4AMH-AD-PEND1, H4AMH-DO-COVR1, IRPTZ-MNT-WALL1	
HAV-E3	AVIGILON 24C-H4A-3MH-180	10' - 0"	SURFACE, PENDANT	H4AMH-AD-PEND1, H4AMH-DO-COVR1, IRPTZ-MNT-WALL1	
HAV-E4	AVIGILON 24C-H4A-3MH-180	10' - 0"	SURFACE, PENDANT	H4AMH-AD-PEND1, H4AMH-DO-COVR1, IRPTZ-MNT-WALL1	
HAV-E5	AVIGILON 32C-H4A-4MH-3G0	10' - 0"	SURFACE		

LAKE CENTER ELEMENTARY SECURITY CAMERA SCHEDULE

CAMERA NUMBER	MAKE/MODEL	MOUNTING HEIGHT	MOUNTING TYPE	MOUNTING ACCESSORIES	COMMENTS
LCE-1	AVIGILON 10.OC-H5DH-D1-IR		CEILING		
LCE-E1	AVIGILON 8.OC-H5A-DO1		SURFACE		
LCE-E2	AVIGILON 24C-H4A-3MH-180	10' - 0"	SURFACE, PENDANT	H4AMH-AD-PEND1, H4AMH-DO-COVR1, IRPTZ-MNT-WALL1	
LCE-E3	AVIGILON 24C-H4A-3MH-180	10' - 0"	SURFACE, PENDANT	H4AMH-AD-PEND1, H4AMH-DO-COVR1, IRPTZ-MNT-WALL1	


MOORSBRIDGE ELEMENTARY SECURITY CAMERA SCHEDULE


CAMERA NUMBER	MAKE/MODEL	MOUNTING HEIGHT	MOUNTING TYPE	MOUNTING ACCESSORIES	COMMENTS
MBE-1	AVIGILON 8.OC-H5A-D1		CEILING		
MBE-E1	AVIGILON 10.OC-H5DH-D1-IR	10' - 0"	SURFACE		
MBE-E2	AVIGILON 24C-H4A-3MH-180	10' - 0"	SURFACE, PENDANT	H4AMH-AD-PEND1, H4AMH-DO-COVR1, IRPTZ-MNT-WALL1	
MBE-E3	AVIGILON 32C-H4A-4MH-3G0	10' - 0"	CEILING		
MBE-E4	AVIGILON 24C-H4A-3MH-180	10' - 0"	SURFACE, PENDANT	H4AMH-AD-PEND1, H4AMH-DO-COVR1, IRPTZ-MNT-WALL1	
MBE-E5	AVIGILON 24C-H4A-3MH-180	10' - 0"	SURFACE, PENDANT	H4AMH-AD-PEND1, H4AMH-DO-COVR1, IRPTZ-MNT-WALL1	
MBE-E6	AVIGILON 24C-H4A-3MH-180	10' - 0"	SURFACE, PENDANT	H4AMH-AD-PEND1, H4AMH-DO-COVR1, IRPTZ-MNT-WALL1	
MBE-E7	AVIGILON 10.OC-H5DH-D1-IR	10' - 0"	SURFACE		


WOODLAND ELEMENTARY SECURITY CAMERA SCHEDULE


CAMERA NUMBER	MAKE/MODEL	MOUNTING HEIGHT	MOUNTING TYPE	MOUNTING ACCESSORIES	COMMENTS
WOD-1	AVIGILON 8.OC-H5A-D1	10' - 0"	SURFACE		

SECURITY SYMBOLS

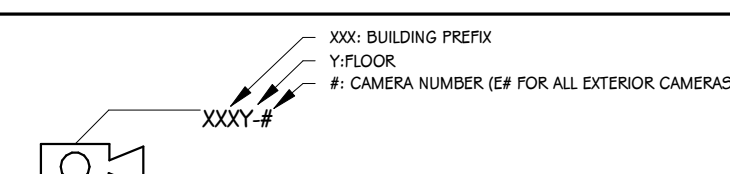
 SECURITY CAMERA - WALL

 SECURITY CAMERA - CEILING

 (HALF SHADED) SECURITY CAMERA - WALL - REFER TO KEYED NOTE FOR DIRECTION

 (HALF SHADED) SECURITY CAMERA - CEILING - REFER TO KEYED NOTE FOR DIRECTION

CAMERA TAG LEGEND



XXX BUILDING PREFIX
Y FLOOR
CAMERA NUMBER (IF FOR ALL EXTERIOR CAMERAS)

NOTES:
 COORDINATE MOUNTING HEIGHTS WITH EXISTING ROUGH IN WHERE DEVICES ARE TO BE REPLACED IN THEIR EXACT LOCATIONS. WHERE NEW DEVICES ARE INSTALLED NEAR EXISTING CAMERAS, MATCH INSTALLATION HEIGHT OF PREVIOUS CAMERA LOCATION.

SYMBOL LEGEND
 SCALE: NONE