



Universal Construction Company, Inc.

1615 Argentine Boulevard | Kansas City, KS 66105 | (913) 342-1150

Kansas City, KS. Public Schools
Wyandotte High School Improvements
Construction Manager's Addendum #C
Date Issued: 3/7/2024

This Addendum shall amend any previously issued documents as indicated on this 1 page, and the below list of attachments. Bidders should acknowledge this Addendum on their Bid Form.

CM Clarifications

- 1) At this time the Owner is pulling all exterior work from the project and such work will be re-issued for bid at a later date. Any Scopes of Work that are solely for Exterior Work are hereby deleted. Scopes of Work that cover both interior and exterior items are hereby revised to cover only the interior (ie. Concrete, Electrical, etc.)

Attachments:

- 1) Incite Design Studio's Addendum No. 3 consisting of 6 pages.

<End of CM Addendum C>

**ADDENDUM No. 3**

Date
Project Name
Project Number

Wyandotte High School Renovation
03/04/2024
24-304

NOTICE TO BIDDERS: Amend the Project Manuals and Drawings to the above referenced project as follows:

DRAWINGS**ITEM NO. 1 - G3.00 - SPECIFICATIONS**

- a. Add note to selective demolition section.

ITEM NO. 2 - AS1.10 - ENTRY RAMP AND DETAILS

- a. Add keynote schedule.
- b. Add enlarged plan B3/AS1.10
- c. Add notes to enlarged plan A1/AS1.10

ITEM NO. 3 - A1.90 - PAC LIFT AND DETAILS

- a. Revise keynote D08

ITEM NO. 4 - A1.91 - EAST STAIRS AND DETAILS

- a. Revise keynote D08

ITEM NO. 5 - A1.93 - SOUTH STAIRS AND DETAILS

- a. Revise keynote D08

ITEM NO. 6 - A1.95 - PAC MAIN LEVEL SEATING AND STAGE LIFT

- a. Revise keynote D08

ATTACHMENTS

Revised Architectural Drawings

*If you have any questions about this addendum, please contact:
Anthony Winkelmann at (913) 379-1916

END OF ADDENDUM NO. 3



WYANDOTTE HIGH SCHOOL RENOVATION

2501 MINNESOTA AVENUE
KANSAS CITY, KS

Project Phase

PERMIT SET

Project Number
24-304

Issue Date
1/31/2024

Revision No.	Description	Date Issued
1	ADD #3	03/04/2024

Area Plan

Sheet Name
ENTRY RAMP AND DETAILS

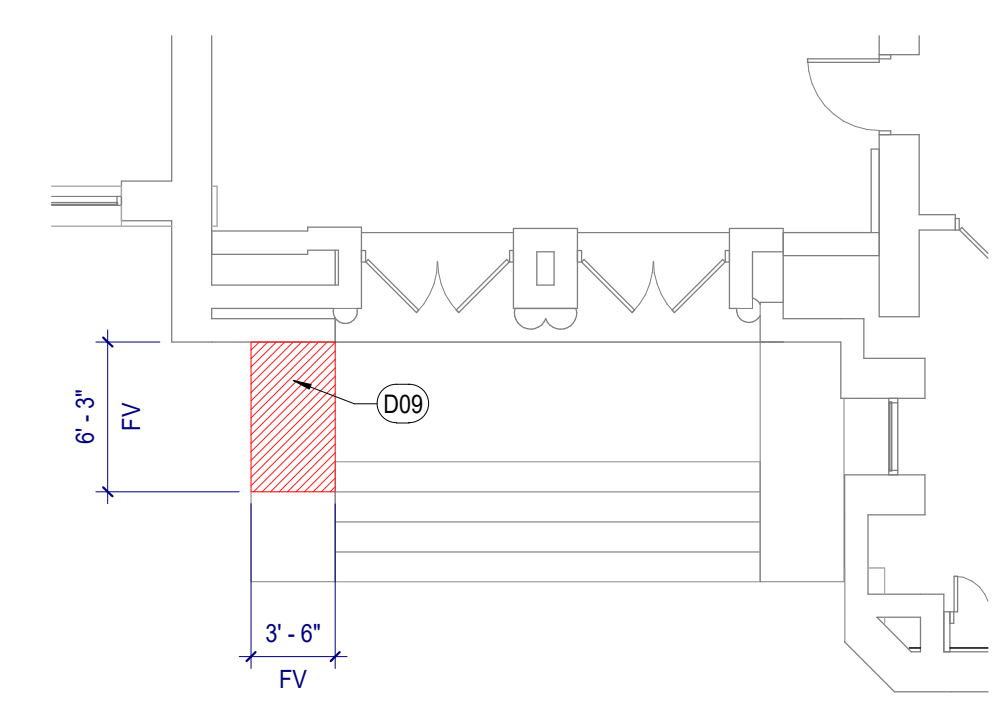
Sheet Number

AS1.10

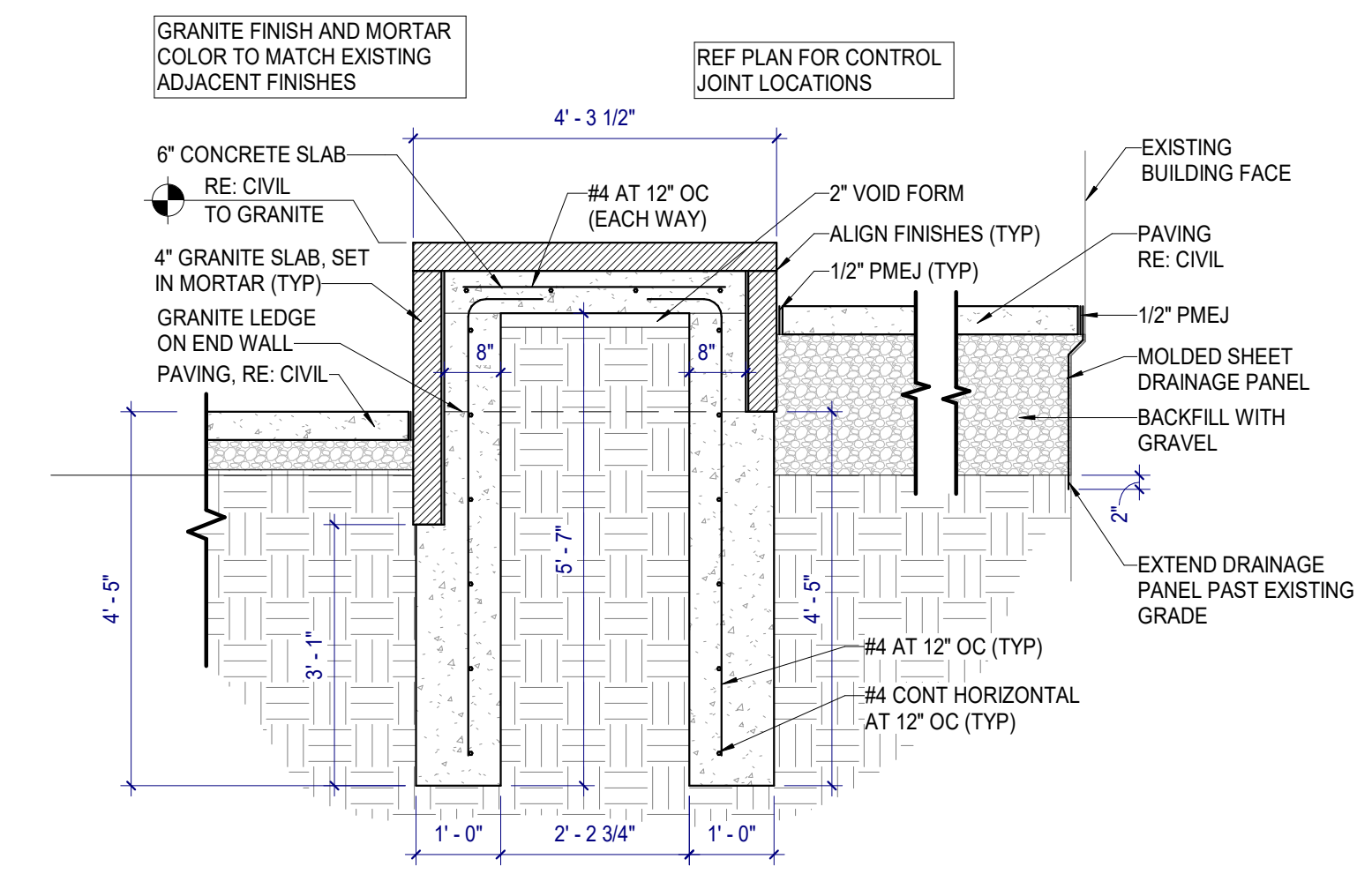
in • cite v. to provoke thought

KEYNOTES

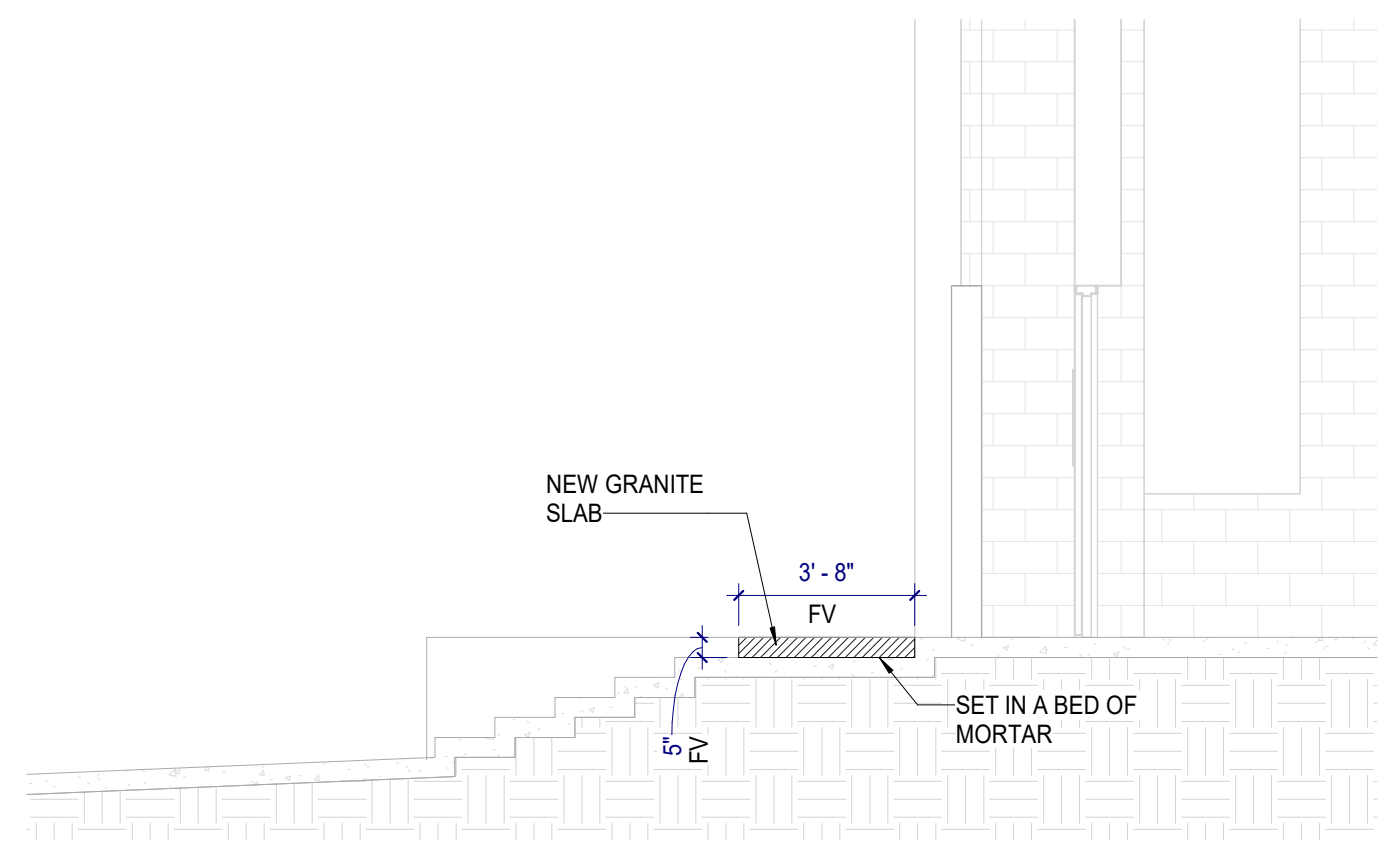
D09 REMOVE PORTION OF GRANITE TOP SLAB. PROVIDE CLEAN AND SQUARE EDGES.



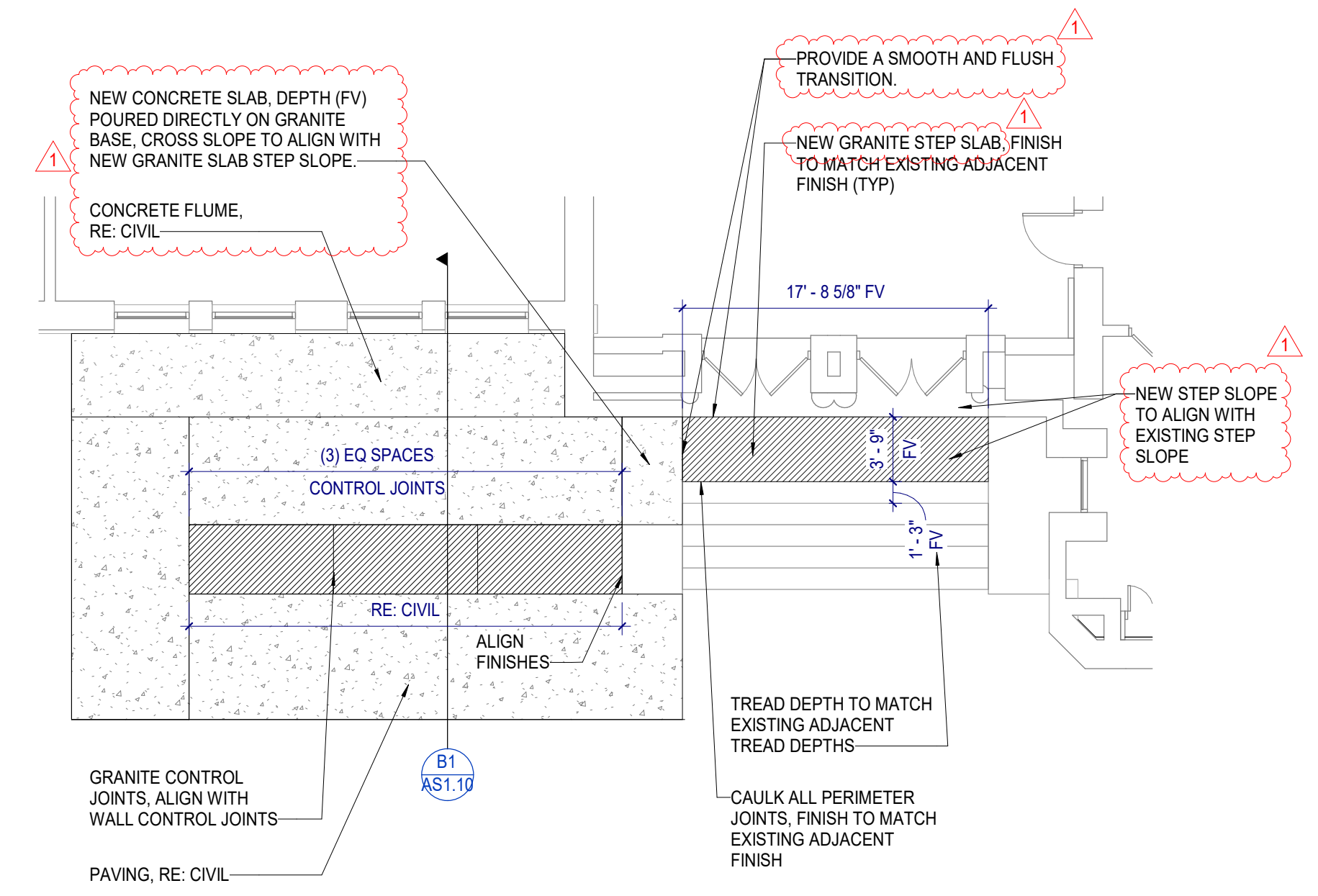
B3 ENTRY RAMP ENLARGED PLAN - DEMO
SCALE: 1/8" = 1'-0"



B1 RAMP SECTION
SCALE: 1/2" = 1'-0"



A3 ENTRY SECTION
SCALE: 1/4" = 1'-0"



A1 ENTRY RAMP ENLARGED PLAN
SCALE: 1/8" = 1'-0"

3/16/2024 9:21:38 AM C:\Users\jgall@incite.com\Desktop\2024\Wyandotte High School\igress\AS1.10.dwg

DOOR AND FRAME SCHEDULE REMARKS

1. HM FRAME TO REMAIN. GC TO VERIFY OPENING SIZE.

KEYNOTES

05	INCLINED LIFT FOR STRAIGHT STAIR, RE: SPECS
12	REINSTALLED SALVAGED DOOR PANELS.
14	REINSTALL SALVAGE MULLION AT LOCATION FOR PROPER DOOR FUNCTION.
D05	REMOVE EXISTING RAMP. PATCH AND REPAIR ADJACENT FINISHES.
D06	REMOVE AND SALVAGE MULLION FOR REINSTALLATION.
D07	REMOVE AND SALVAGE DOOR PANELS, HM FRAME TO REMAIN.
D08	REMOVE HANDRAIL. AT SINGLE SCREW HOLES, FILL IN WITH CONCRETE PATCH FOR A SMOOTH AND LEVEL TRANSITION AND PAINT TO MATCH EXISTING ADJACENT FINISHES. AT LOCATIONS WITH A CLUSTER OF SCREW HOLES, COVER WITH METAL PLATE AND PAINT TO MATCH EXISTING ADJACENT FINISHES. COORDINATE LOCATIONS WITH ARCHITECT PRIOR TO INSTALL.

FLOOR PLAN NOTES

- NOTES APPLY TO ALL FLOOR PLAN SHEETS.
- ALL DIMENSIONS ARE ACTUAL AND ARE TO FACE OF STUD, FACE OF CONCRETE WALL, FACE OF CMU WALL, FACE OF FRAME, OR CENTERLINE OF COLUMN, UNLESS NOTED OTHERWISE.
- GC TO VERIFY ALL DIMENSIONS.



WYANDOTTE HIGH SCHOOL RENOVATION

2501 MINNESOTA AVENUE
KANSAS CITY, KS

Project Phase

PERMIT SET

Project Number
24-304

Issue Date
1/31/2024

Revision No.	Description	Date Issued
1	ADD #3	03/04/2024

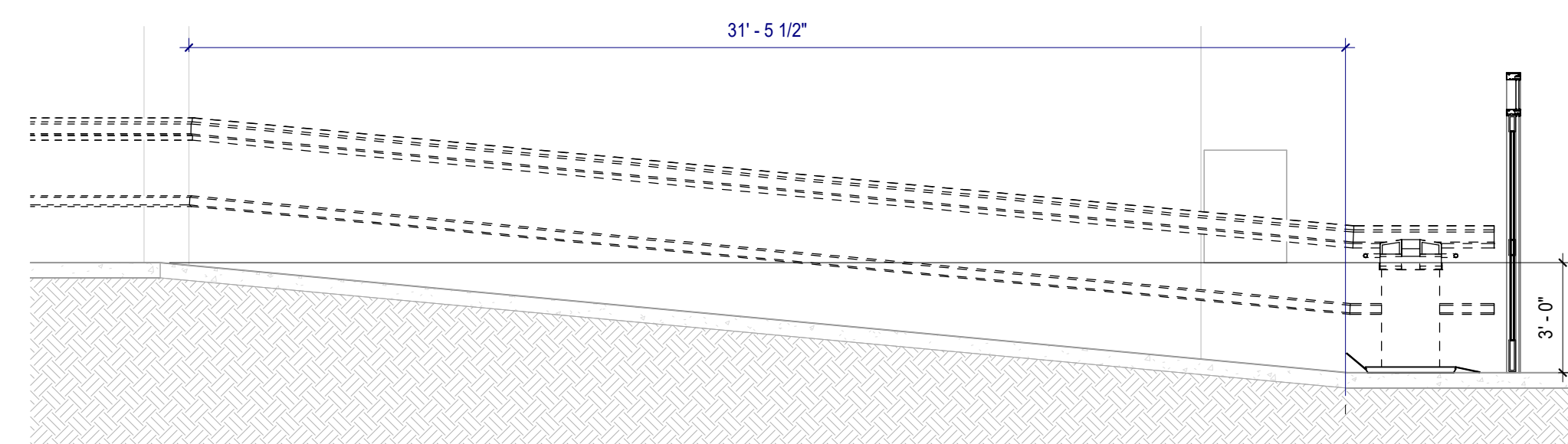
Area Plan

Sheet Name
PAC LIFT AND DETAILS

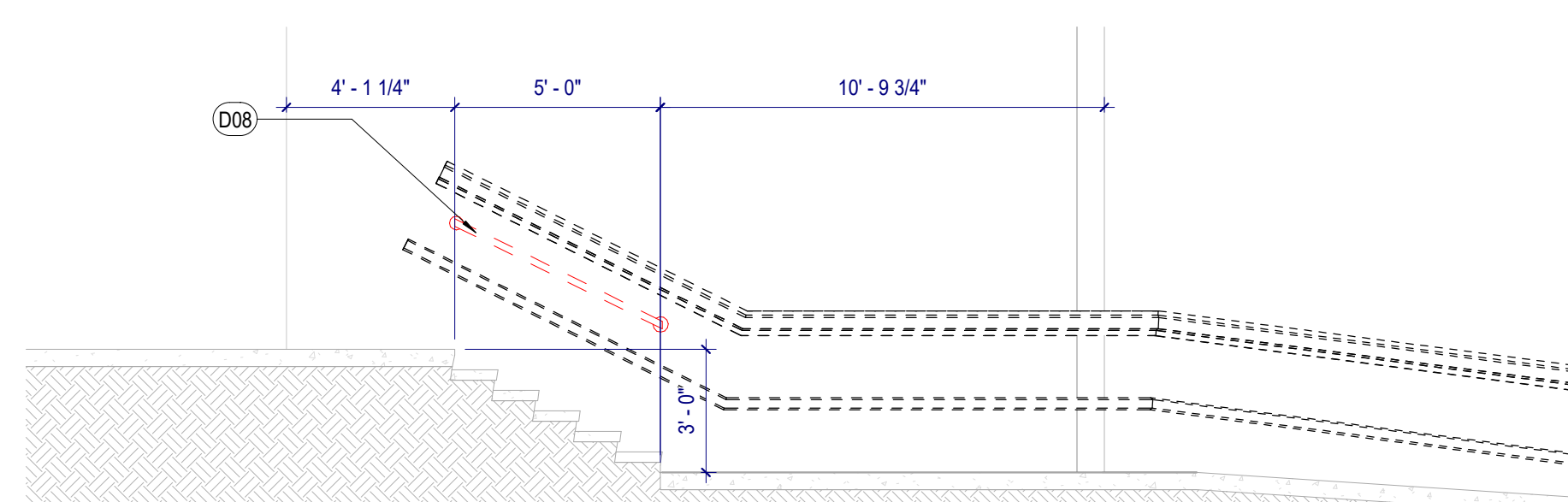
Sheet Number

A1.90

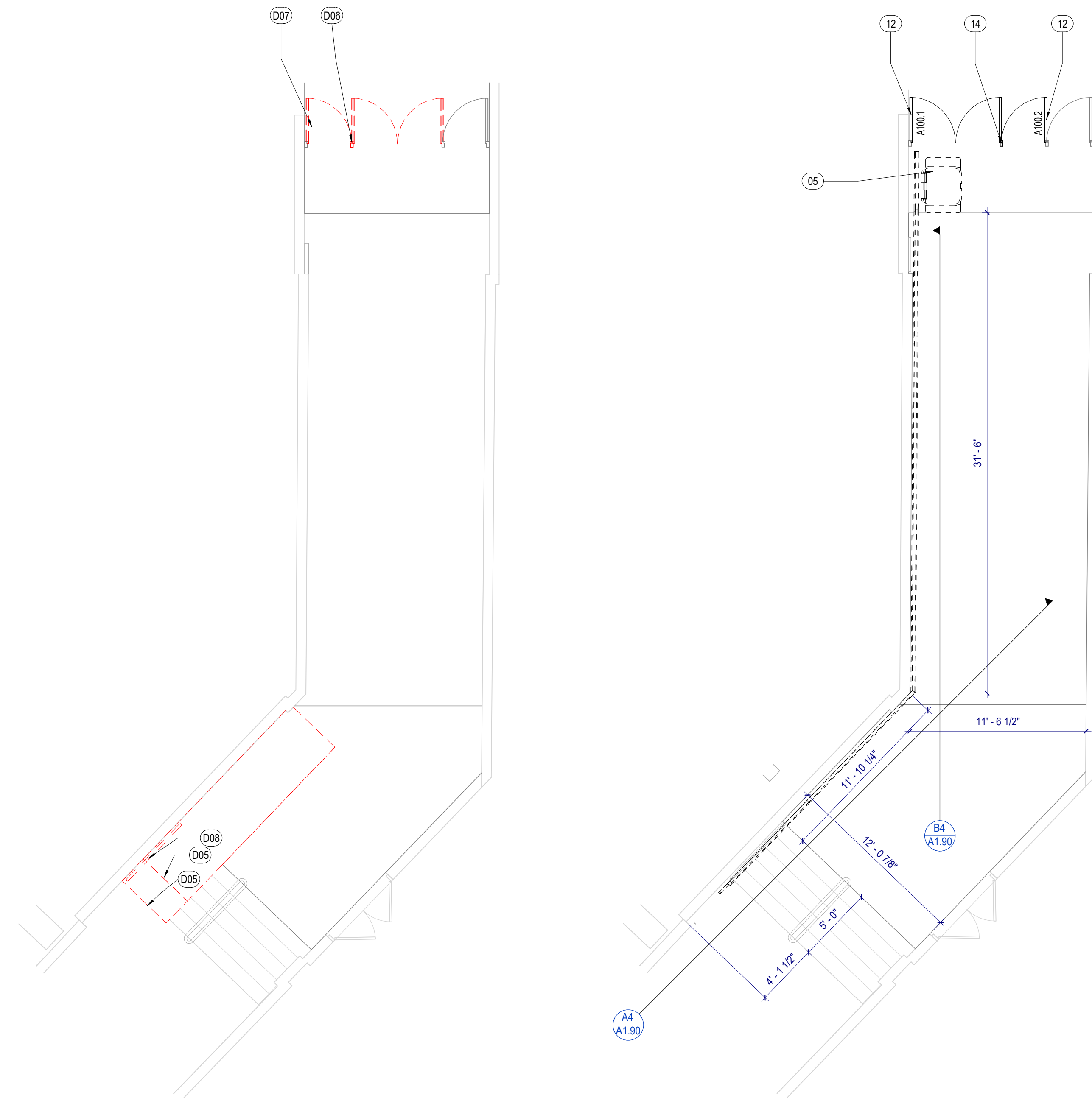
in • cite v. to provoke thought



B4 LIFT SECTION
SCALE: 1/4" = 1'-0"



A4 LIFT SECTION
SCALE: 1/4" = 1'-0"



A3 PAC LIFT DEMO PLAN
SCALE: 3/16" = 1'-0"

A1 PAC LIFT ENLARGED PLAN
SCALE: 3/16" = 1'-0"



WYANDOTTE HIGH SCHOOL RENOVATION

2501 MINNESOTA AVENUE
KANSAS CITY, KS

Project Phase

PERMIT SET

Project Number
24-304

Issue Date
1/31/2024

Revision No.	Description	Date Issued
1	ADD #3	03/04/2024

Area Plan

Sheet Name
EAST STAIRS AND DETAILS

Sheet Number
A1.91

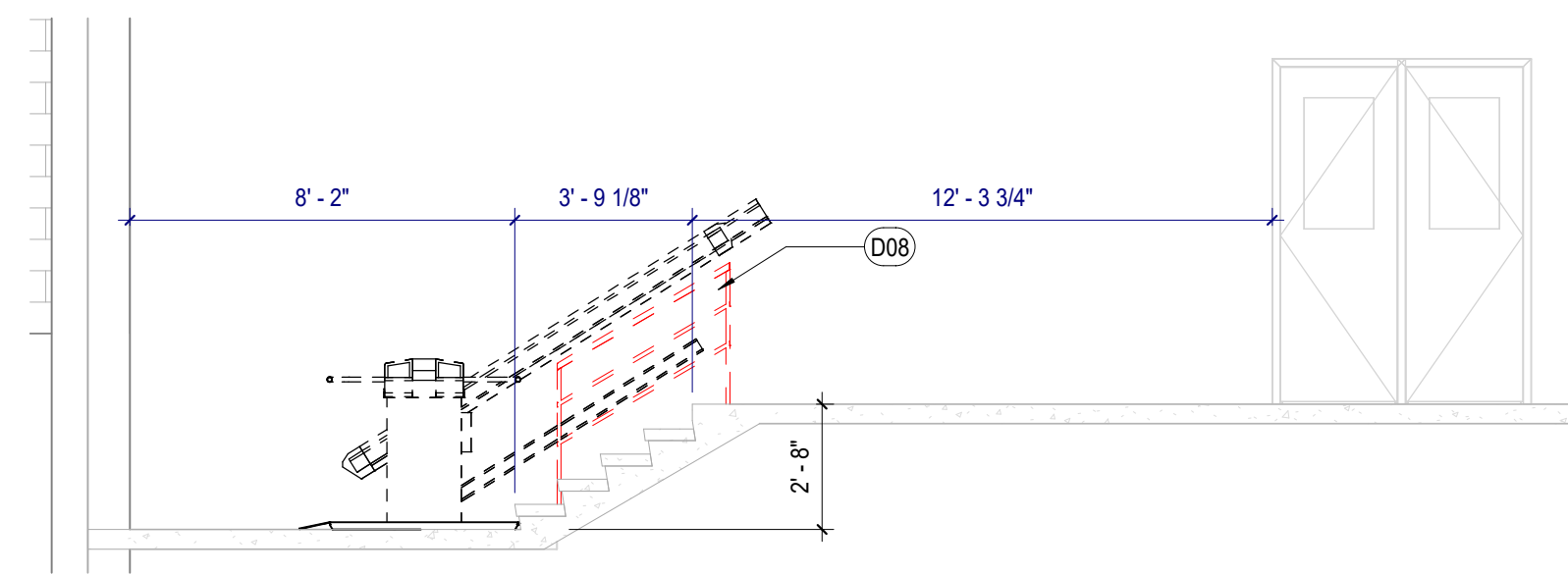
in • cite v. to provoke thought

- KEYNOTES**

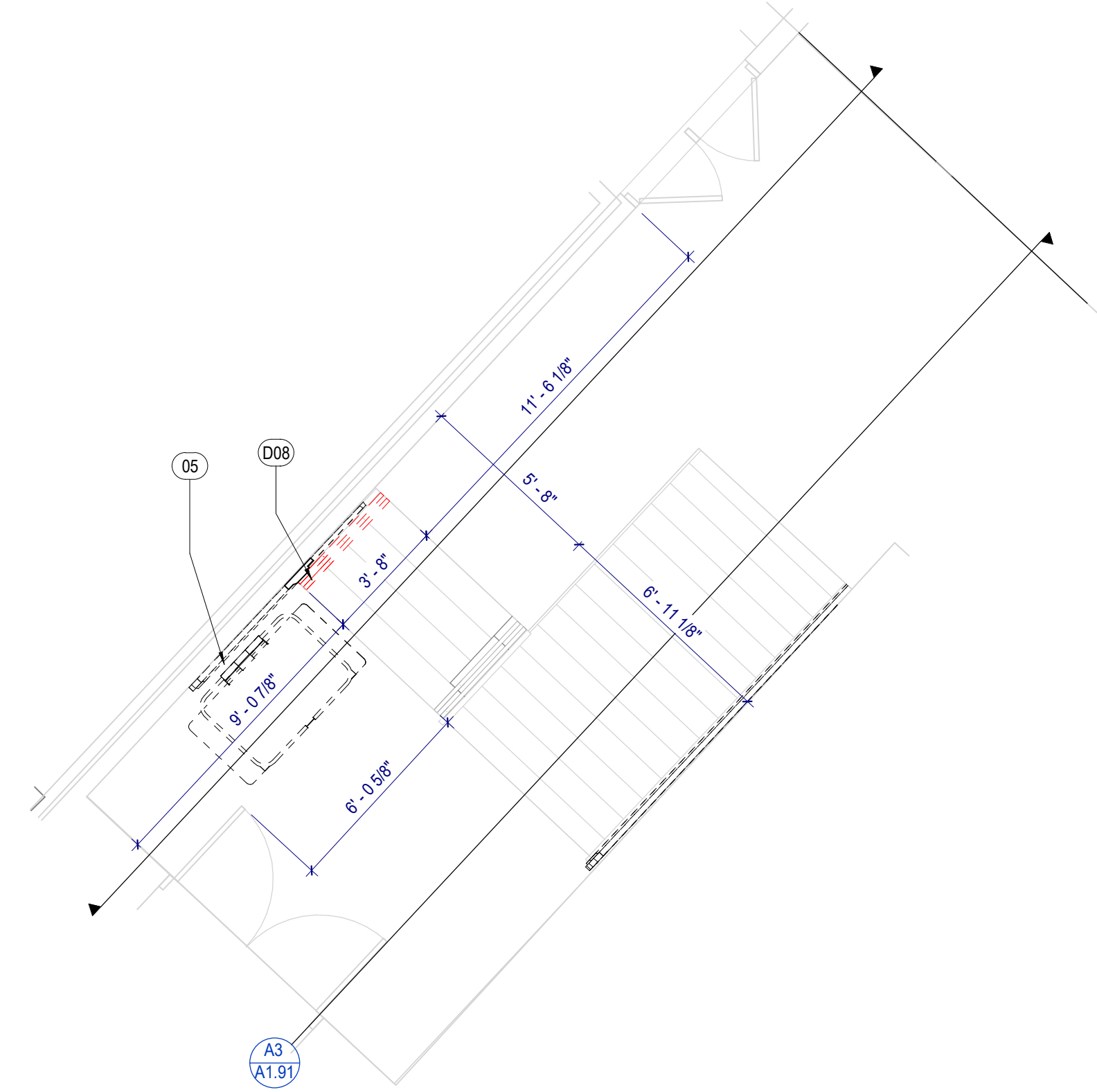
05 INCLINED LIFT FOR STRAIGHT STAIR, RE: SPECS

D08 REMOVE HANDRAIL. AT SINGLE SCREW HOLES, FILL IN WITH CONCRETE PATCH FOR A SMOOTH AND LEVEL TRANSITION AND PAINT TO MATCH EXISTING ADJACENT FINISHES. AT LOCATIONS WITH A CLUSTER OF SCREW HOLES, COVER WITH METAL PLATE AND PAINT TO MATCH EXISTING ADJACENT FINISHES. COORDINATE LOCATIONS WITH ARCHITECT PRIOR TO INSTALL.
- FLOOR PLAN NOTES**

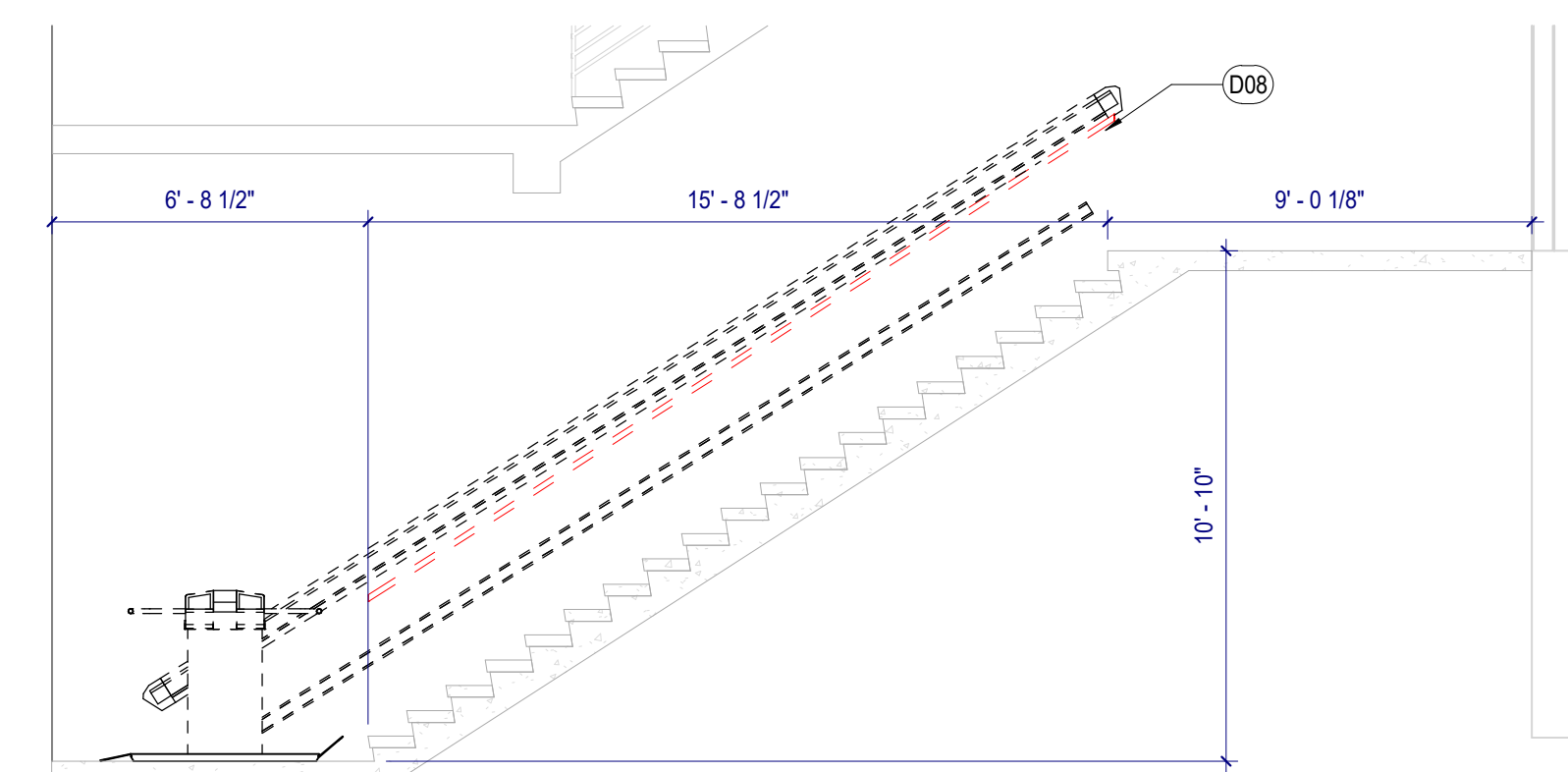
 - NOTES APPLY TO ALL FLOOR PLAN SHEETS.
 - ALL DIMENSIONS ARE ACTUAL AND ARE TO FACE OF STUD. FACE OF CONCRETE WALL, FACE OF CMU WALL, FACE OF FRAME, OR CENTERLINE OF COLUMN, UNLESS NOTED OTHERWISE.
 - GC TO VERIFY ALL DIMENSIONS.



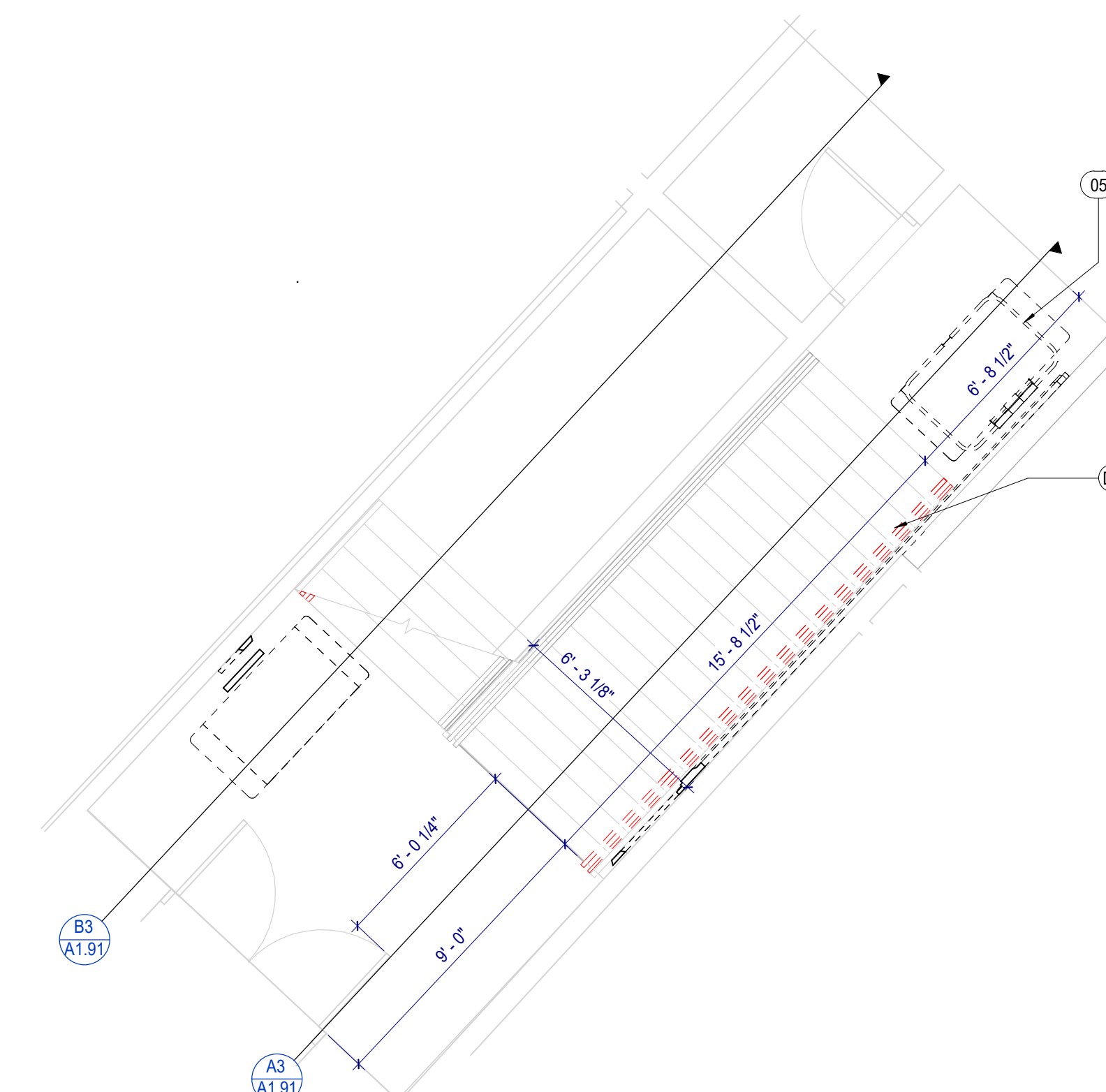
B3 EAST STAIR SECTION
SCALE: 1/4" = 1'-0"



B2 EAST STAIR MAIN LEVEL PLAN
SCALE: 1/4" = 1'-0"
NORTH



A3 EAST STAIR SECTION
SCALE: 1/4" = 1'-0"



A2 EAST STAIR LOWER LEVEL PLAN
SCALE: 1/4" = 1'-0"
NORTH



WYANDOTTE HIGH SCHOOL RENOVATION

2501 MINNESOTA AVENUE
KANSAS CITY, KS

Project Phase

PERMIT SET

Project Number
24-304

Issue Date
1/31/2024

Revision No.	Description	Date Issued
1	ADD #3	03/04/2024

Area Plan

Sheet Name
SOUTH STAIRS AND DETAILS

Sheet Number

A1.93

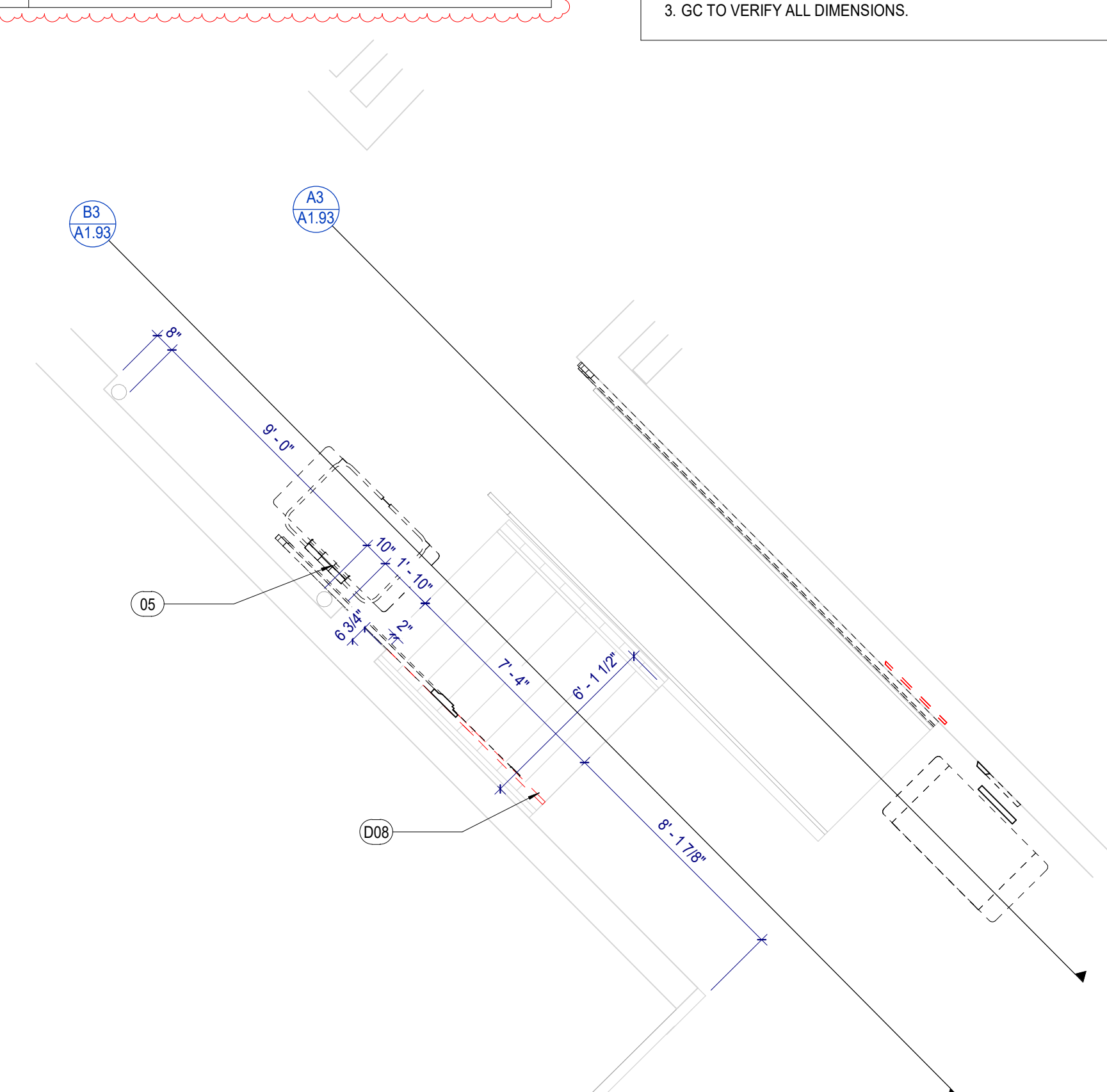
in • cite v. to provoke thought

KEYNOTES

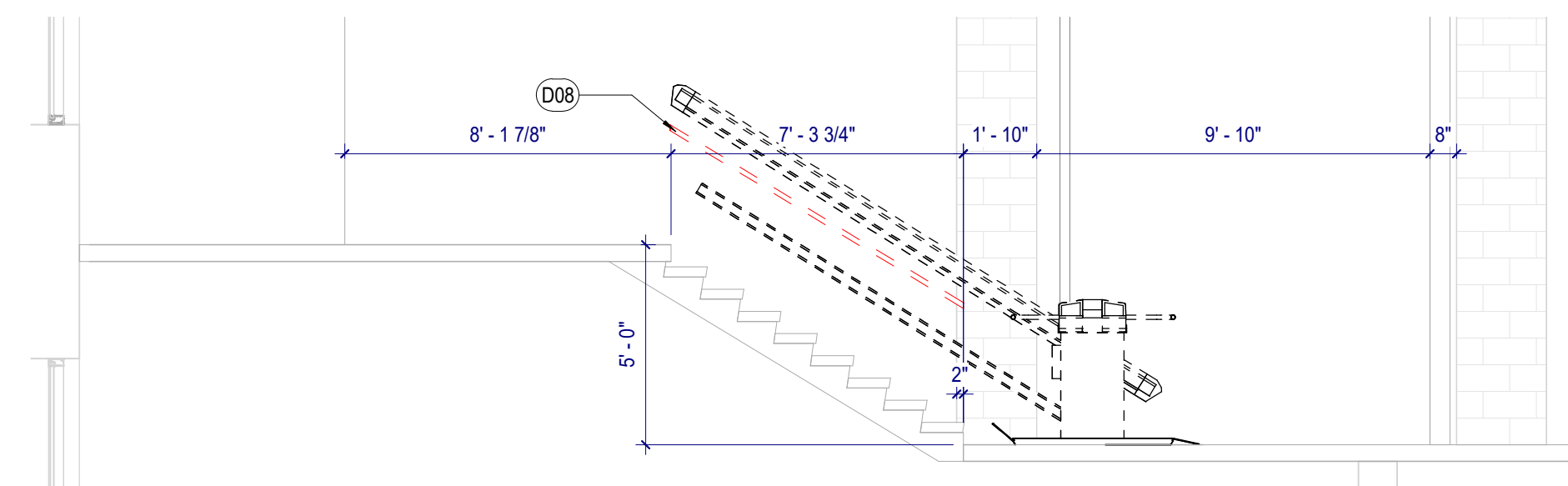
- 05 INCLINED LIFT FOR STRAIGHT STAIR, RE: SPECS
- D08 REMOVE HANDRAIL AT SINGLE SCREW HOLES, FILL IN WITH CONCRETE PATCH FOR A SMOOTH AND LEVEL TRANSITION AND PAINT TO MATCH EXISTING ADJACENT FINISHES. AT LOCATIONS WITH A CLUSTER OF SCREW HOLES, COVER WITH METAL PLATE AND PAINT TO MATCH EXISTING ADJACENT FINISHES. COORDINATE LOCATIONS WITH ARCHITECT PRIOR TO INSTALL.

FLOOR PLAN NOTES

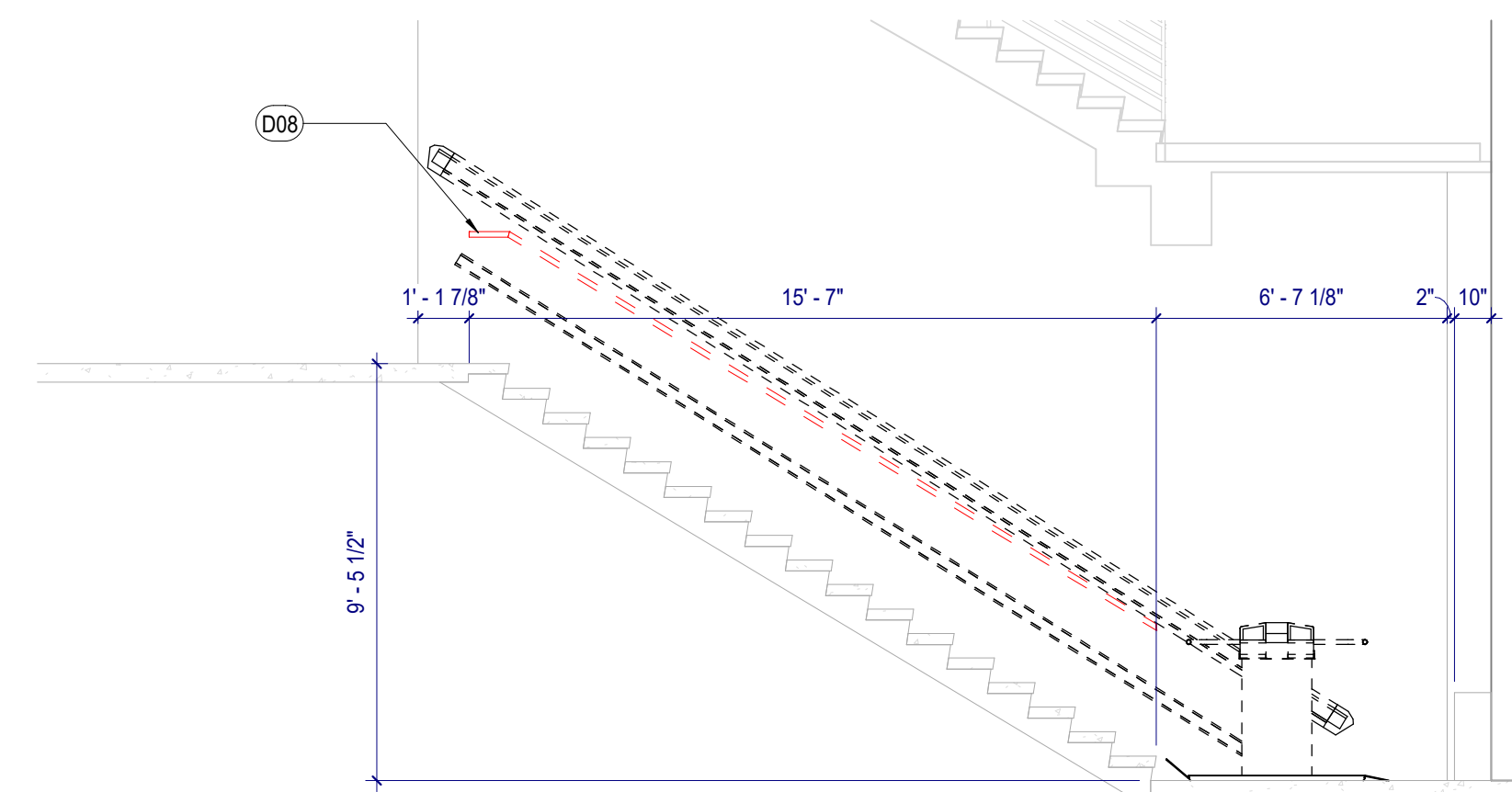
1. NOTES APPLY TO ALL FLOOR PLAN SHEETS.
2. ALL DIMENSIONS ARE ACTUAL AND ARE TO FACE OF STUD, FACE OF CONCRETE WALL, FACE OF CMU WALL, FACE OF FRAME, OR CENTERLINE OF COLUMN, UNLESS NOTED OTHERWISE.
3. GC TO VERIFY ALL DIMENSIONS.



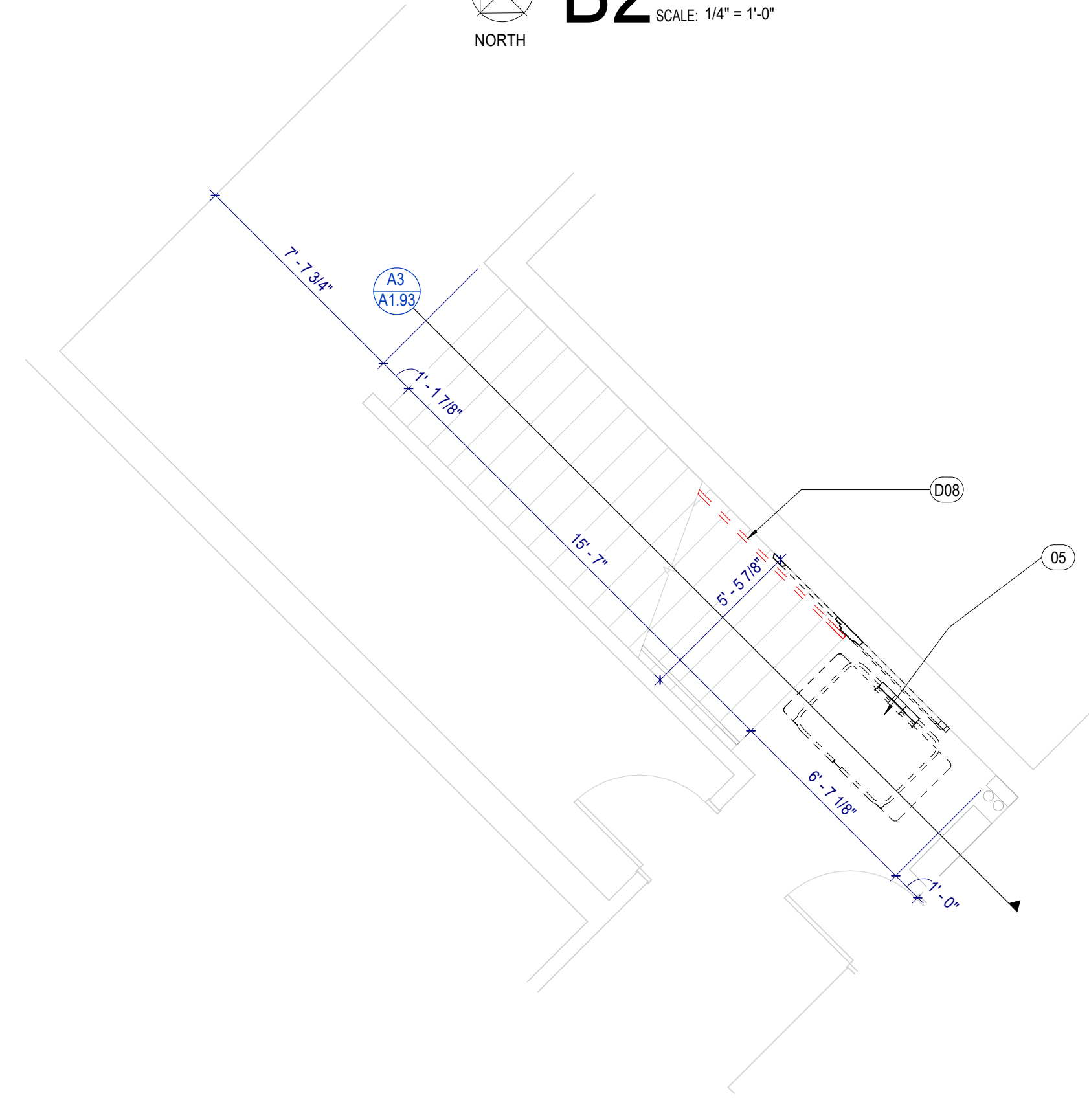
B2 SOUTH STAIRS MAIN LEVEL PLAN
SCALE: 1/4" = 1'-0"



B3 SOUTH STAIR SECTION
SCALE: 1/4" = 1'-0"



A3 SOUTH STAIR SECTION
SCALE: 1/4" = 1'-0"



A2 SOUTH STAIRS LOWER LEVEL PLAN
SCALE: 1/4" = 1'-0"



WYANDOTTE HIGH SCHOOL RENOVATION

2501 MINNESOTA AVENUE
KANSAS CITY, KS

Project Phase

PERMIT SET

Project Number
24-304

Issue Date
1/31/2024

Revision No.	Description	Date Issued
1	ADD #1	02/09/2024
2	ADD #3	03/04/2024

Area Plan

Sheet Name
PAC MAIN LEVEL SEATING AND STAGE LIFT

Sheet Number

A1.95

in • cite v. to provoke thought

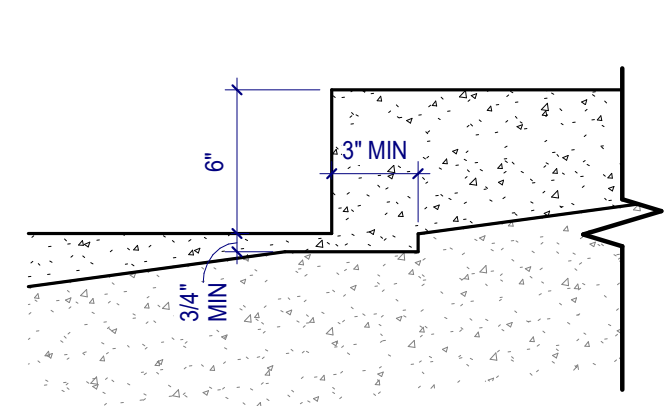
FLOOR PLAN NOTES

- NOTES APPLY TO ALL FLOOR PLAN SHEETS.
- ALL DIMENSIONS ARE ACTUAL AND ARE TO FACE OF STUD, FACE OF CONCRETE WALL, FACE OF CMU WALL, FACE OF FRAME, OR CENTERLINE OF COLUMN, UNLESS NOTED OTHERWISE.
- GC TO VERIFY ALL DIMENSIONS.

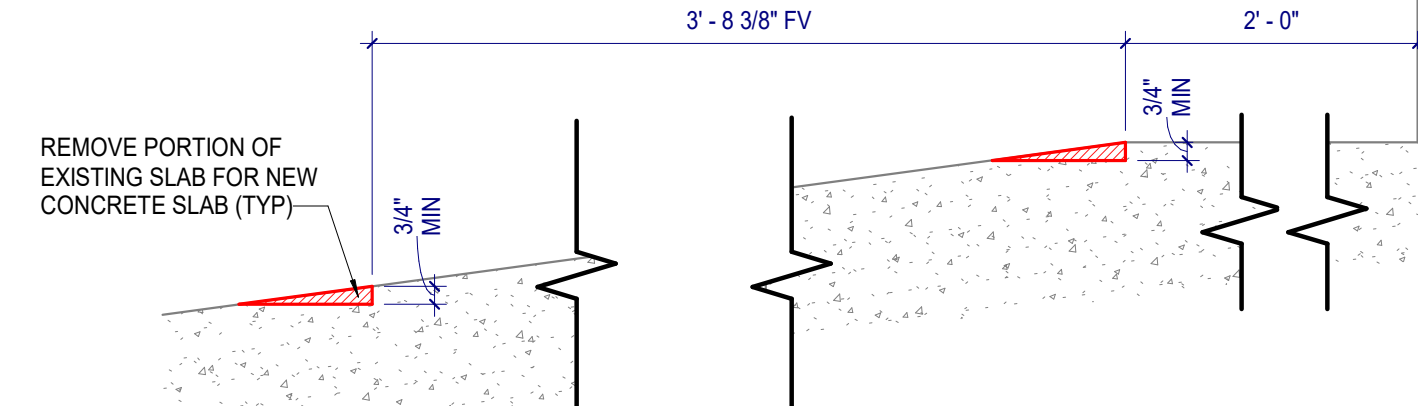
KEYNOTES

03	REINSTALLED SEAT.
04	PERIMETER RAILING RE: SHEET A1.96.
05	INCLINED LIFT FOR STRAIGHT STAIR. RE: SPECS
07	4" CONCRETE SLAB ATOP GEOFOAM, REINFORCE SLAB WITH 6X6-W2.9/W2.9 WWF. POLISHED CONCRETE. GRIND AND STAIN TO MATCH EXISTING ADJACENT FINISHES.
09	MOBILE LIFT. RE: SPEC
D01	REMOVE FLOOR FINISH.
D02	REMOVE AND SALVAGE SEATS FOR REINSTALLATION. REF PLANS FOR LOCATION. COORDINATE REINSTALLED SEATS AND FINAL LOCATION OF REMAINING SEATS WITH OWNER.
D08	REMOVE HANDRAIL. AT SINGLE SCREW HOLES, FILL IN WITH CONCRETE PATCH FOR A SMOOTH AND LEVEL TRANSITION AND PAINT TO MATCH EXISTING ADJACENT FINISHES. AT LOCATIONS WITH A CLUSTER OF SCREW HOLES, COVER WITH METAL PLATE AND PAINT TO MATCH EXISTING ADJACENT FINISHES. COORDINATE LOCATIONS WITH ARCHITECT PRIOR TO INSTALL.

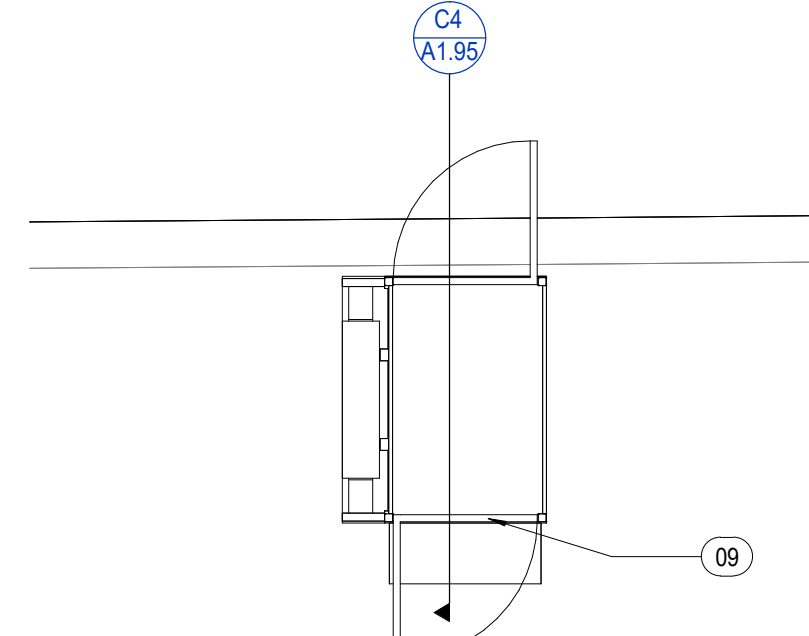
D5 CONCRETE EDGE DETAIL
SCALE: 1 1/2" = 1'-0"



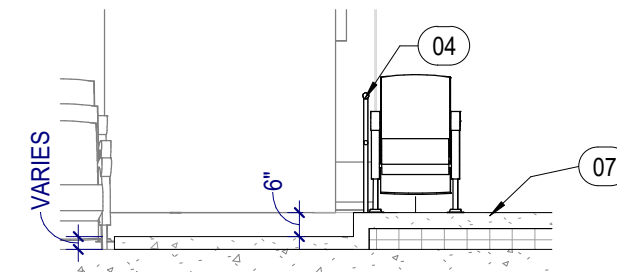
D4 CONCRETE DEMO DETAIL
SCALE: 1 1/2" = 1'-0"



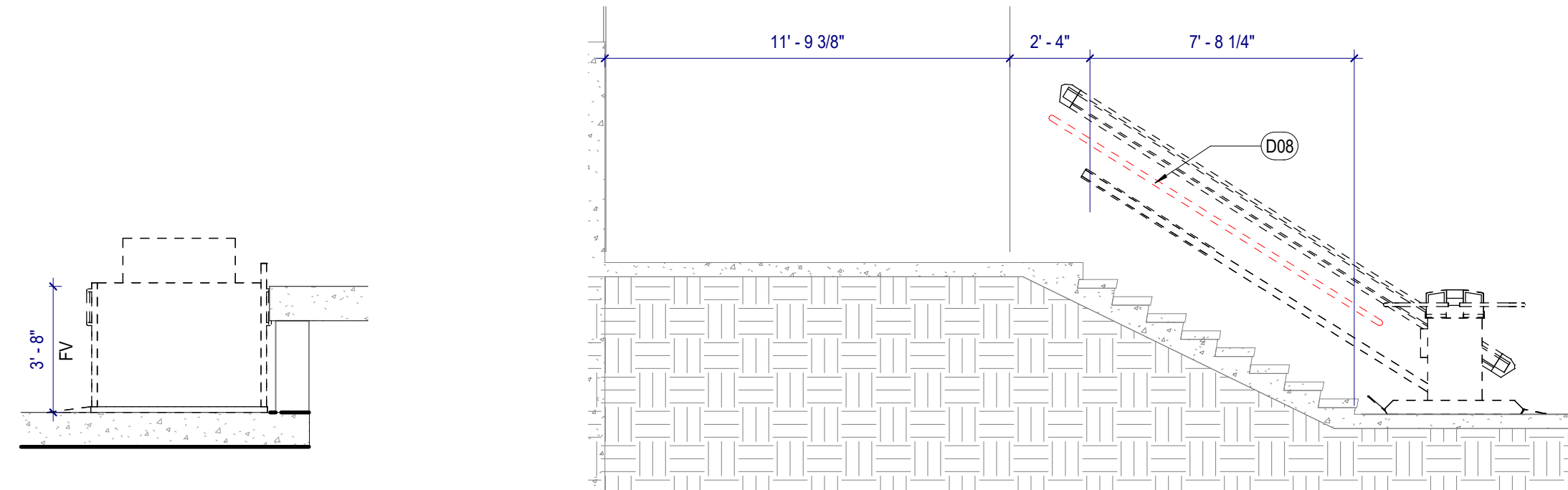
D2 PAC STAGE LIFT ENLARGED PLAN
SCALE: 1/4" = 1'-0"



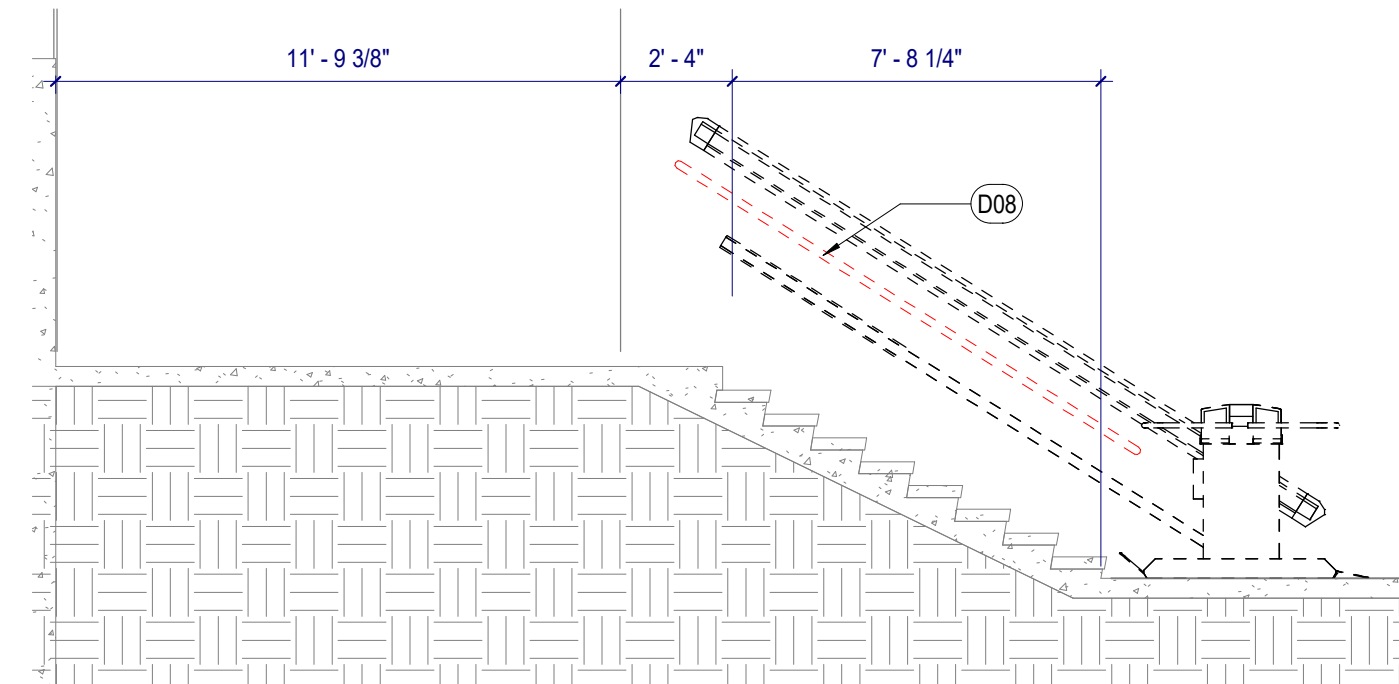
C5 ACCESSIBLE SEATING SECTION
SCALE: 1/4" = 1'-0"



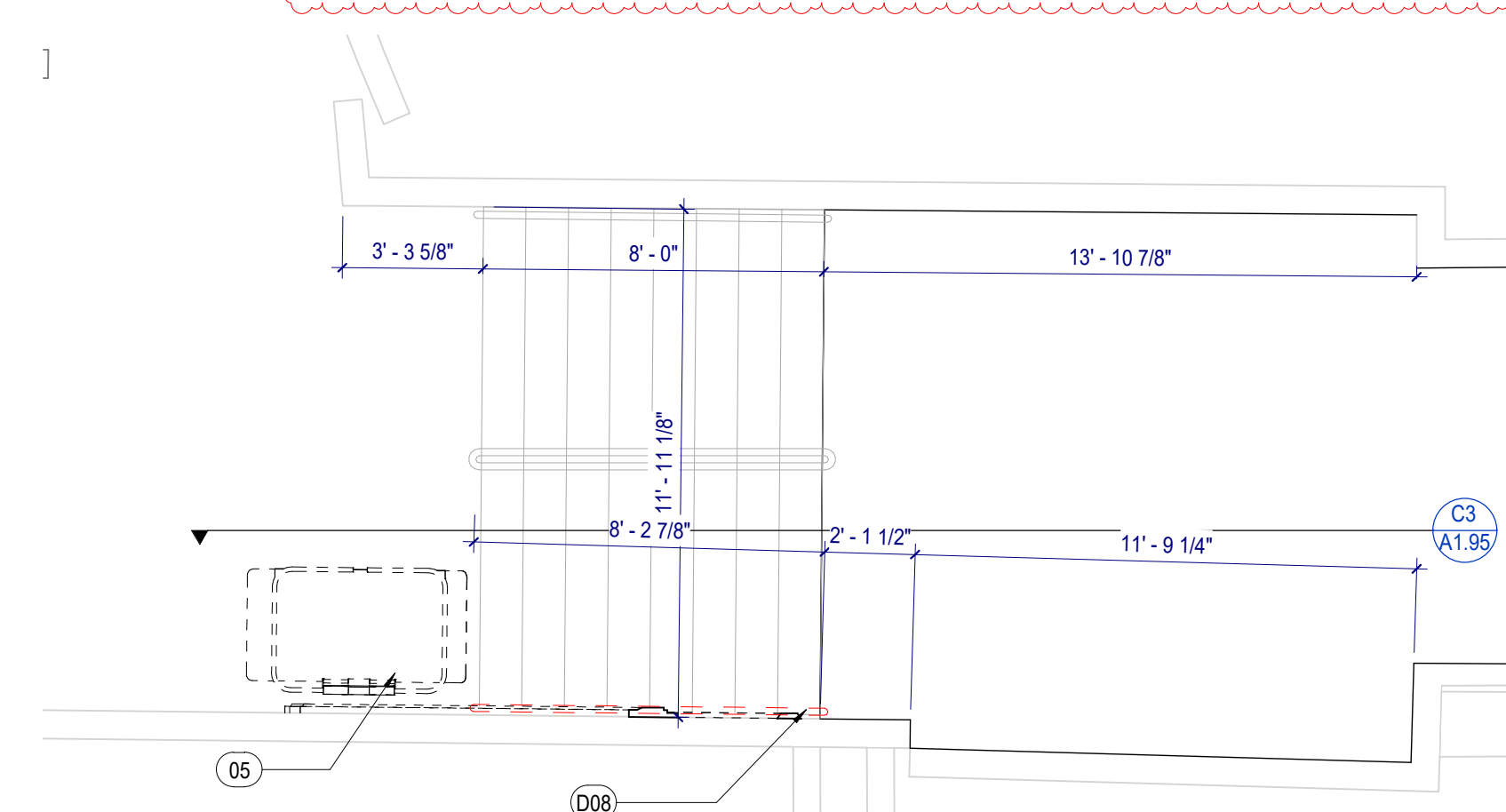
C4 PAC STAGE LIFT SECTION.
SCALE: 1/4" = 1'-0"



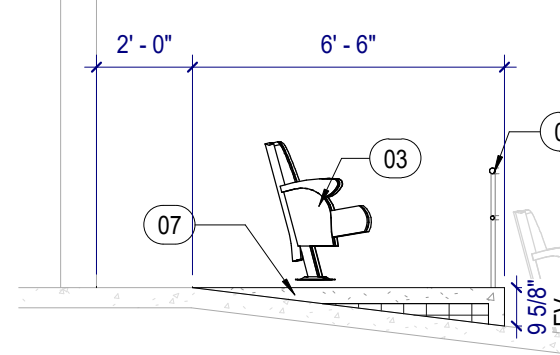
C3 PAC STAIR SECTION
SCALE: 1/4" = 1'-0"



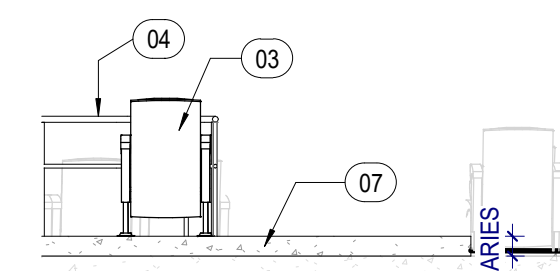
C1 PAC ENTRY MAIN LEVEL PLAN
SCALE: 1/4" = 1'-0"



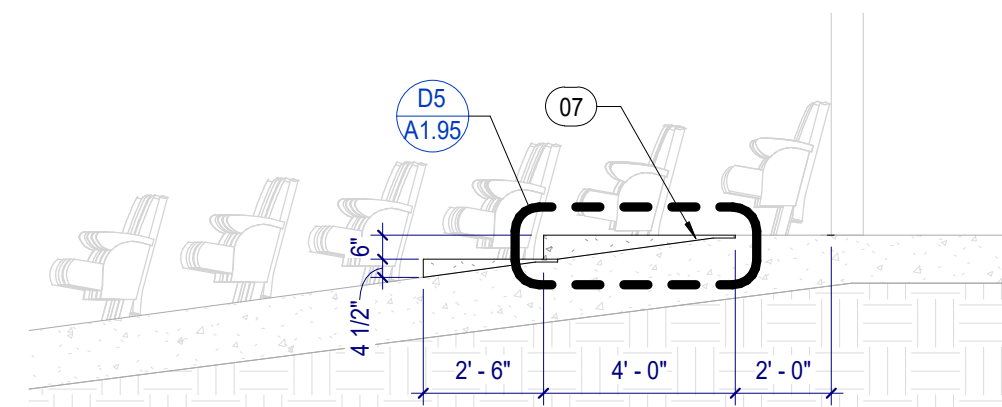
B5 ACCESSIBLE SEATING SECTION
SCALE: 1/4" = 1'-0"



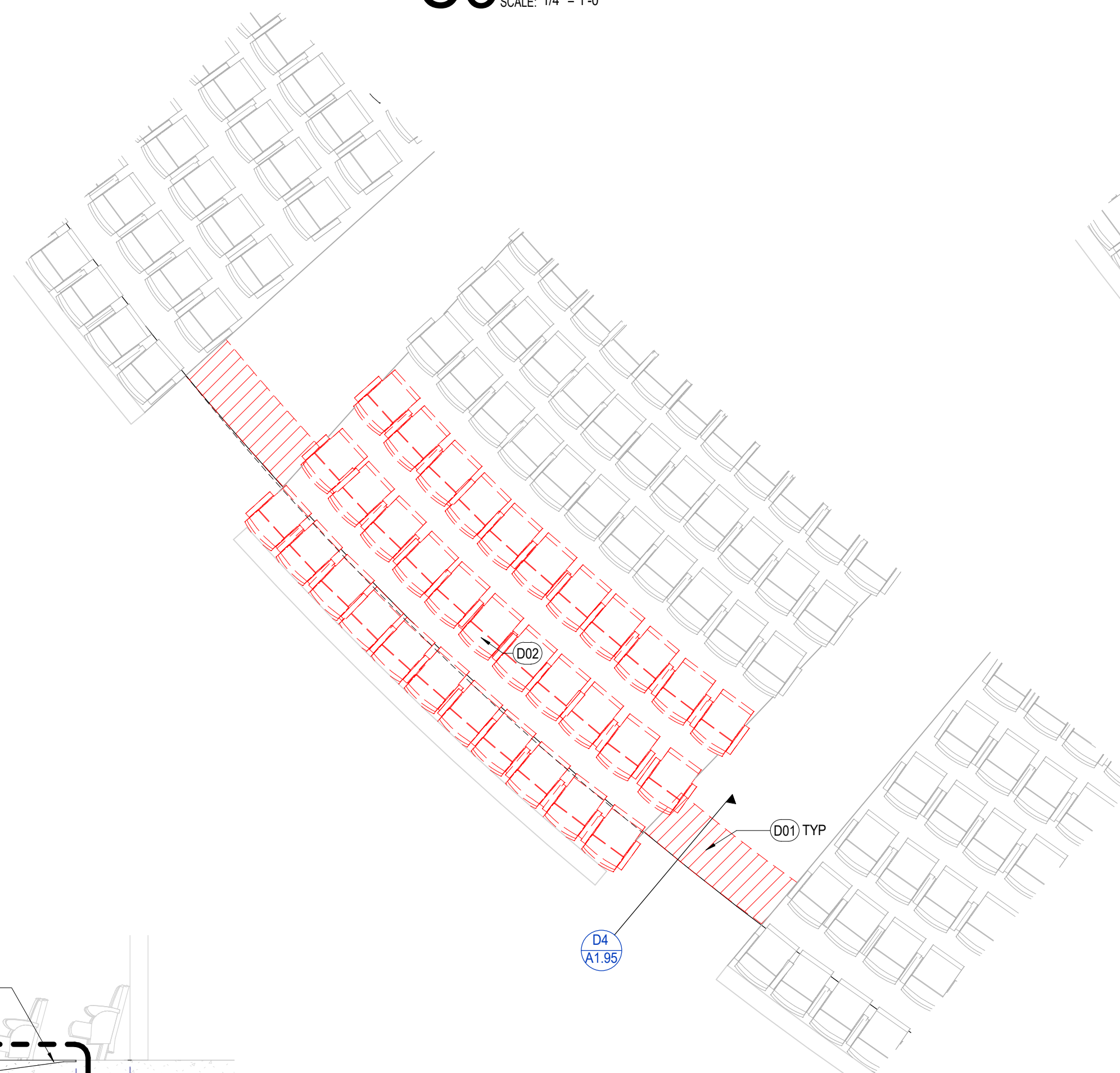
A5 ACCESSIBLE SEATING SECTION
SCALE: 1/4" = 1'-0"



A4 ACCESSIBLE SEATING SECTION
SCALE: 1/4" = 1'-0"



A3 PAC MAIN LEVEL ENLARGED PLAN - DEMO
SCALE: 1/4" = 1'-0"



A2 PAC MAIN LEVEL ENLARGED PLAN
SCALE: 1/4" = 1'-0"

