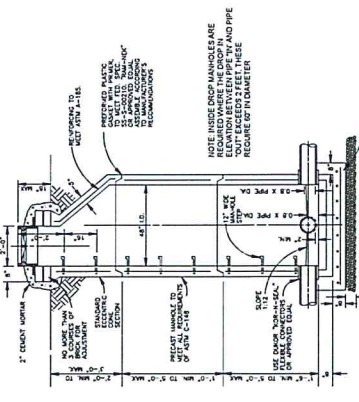


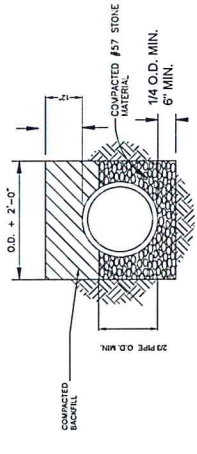
**BUSCH DR. LIFT STATION NOTES:**

1. Lift station specifications are provided to contractor prior to bidding.
2. Contractor is to install LS with AK Industries Basin Installation Instruction that are provided.
  - a. Concrete should be poured around basin bottom. (6x8x1)
3. Contractor is responsible for ensuring runoff is sloped away from lift station.
4. Slide gate shall be installed, sliding towards Busch Dr.
5. Gravel access road should be provided for service trucks. This may require a drainage pipe be-side existing driveway.
6. City will provide water tap for hose bib.
7. Contractor is responsible for connecting (once main/city run) to the lift station.
8. Contractor is responsible for electrical work for lift station.
9. Metal covering will need to be installed on concrete panel to protect panel and operator during rain.
10. Contractor shall contact Pump and Process Equipment ( Zack Dunna--404-796-1995) for startup of lift station.

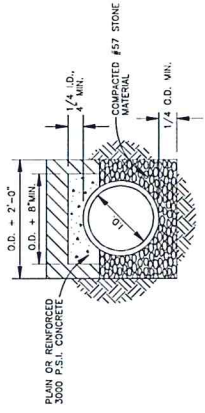
1. MANHOLE RING ARE TO BE PLUSH WITH INDUSTRY IN PLACE. ANGLES
2. MANHOLE RING ON OUTSIDE LINES ARE TO BE 18" FROM GRADE.
3. MANHOLE RING ON INSIDE LINES ARE TO BE 18" FROM GRADE.
4. SEE DETAIL 3-04 REGARDING SAFETY RAILINGS.



**PRECAST CONCRETE MANHOLE**

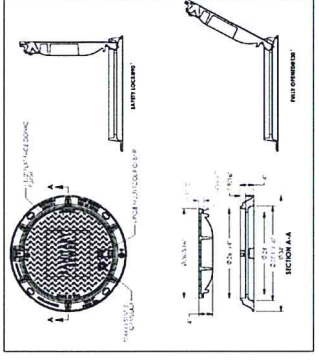
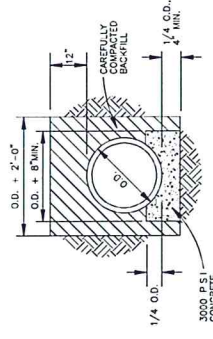


**MINIMUM P.V.C PIPE BEDDING**

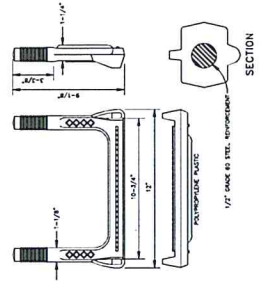


**CONCRETE ARCH**

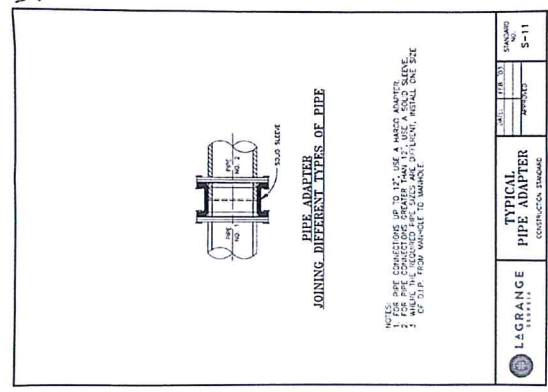
**CLASS A BEDDING**



**STANDARD MANHOLE FRAME AND HINGED COVER**



**MANHOLE STEP DETAIL**



LAGRANGE L-11111	DATE	3/17/2023	SCALE	NTS
	DESIGNED BY		DRAWN BY	
CHECKED			SHEET: S-2	

**SEWER AND FORCE MAIN DETAILS**

**LAGRANGE**  
L-11111  
City of Lagrange  
Water Division  
200 B-Side Ave  
Lagrange, GA 30240  
(706) 882-2020

NO.	DATE	BY	DESCRIPTION

PROJECT #		STANDARD
DATE	3/17/2023	S-11
SCALE	NTS	
DESIGNED BY		
DRAWN BY		
CHECKED		
SHEET:	S-2	



City of Chicago  
Water Division  
200 Barbary Ave  
Chicago, IL 60607  
Tel: 312.437.3200

SEWER AND FORCE MAIN DETAILS

NO.	DATE	DESCRIPTION

PROJECT # \_\_\_\_\_  
DATE 2/17/2022  
SCALE NTS  
DESIGN BY \_\_\_\_\_  
DRAWN BY \_\_\_\_\_  
CHECKED \_\_\_\_\_  
SHEET S-2

BUSCH DR. LIFT STATION NOTES:

1. Lift station specifications are provided to contractor prior to bidding.
2. Contractor is to install LS with AK Industries Basin Installation instruction that are provided.
  - a. Concrete should be poured around basin bottom. (8x6x1)
3. Contractor is responsible for ensuring runoff is stopped away from lift station.
4. Slope grate shall be installed, sloing towards Busch Dr.
5. Grate base shall be provided for service truck. This may require a drainage pipe be-side existing driveway.
6. City will provide water tap for hose bib.
7. Contractor is responsible for connecting force main( city ran) to the lift station.
8. Contractor is responsible for electrical work for lift station.
9. Metal covering will need to be installed over control panel to protect panel and operator during rain.  
Contractor shall contact Pump and Process Equipment ( Zack Dunna - 404-796-1995) fir startup of lift station.
- 10.

