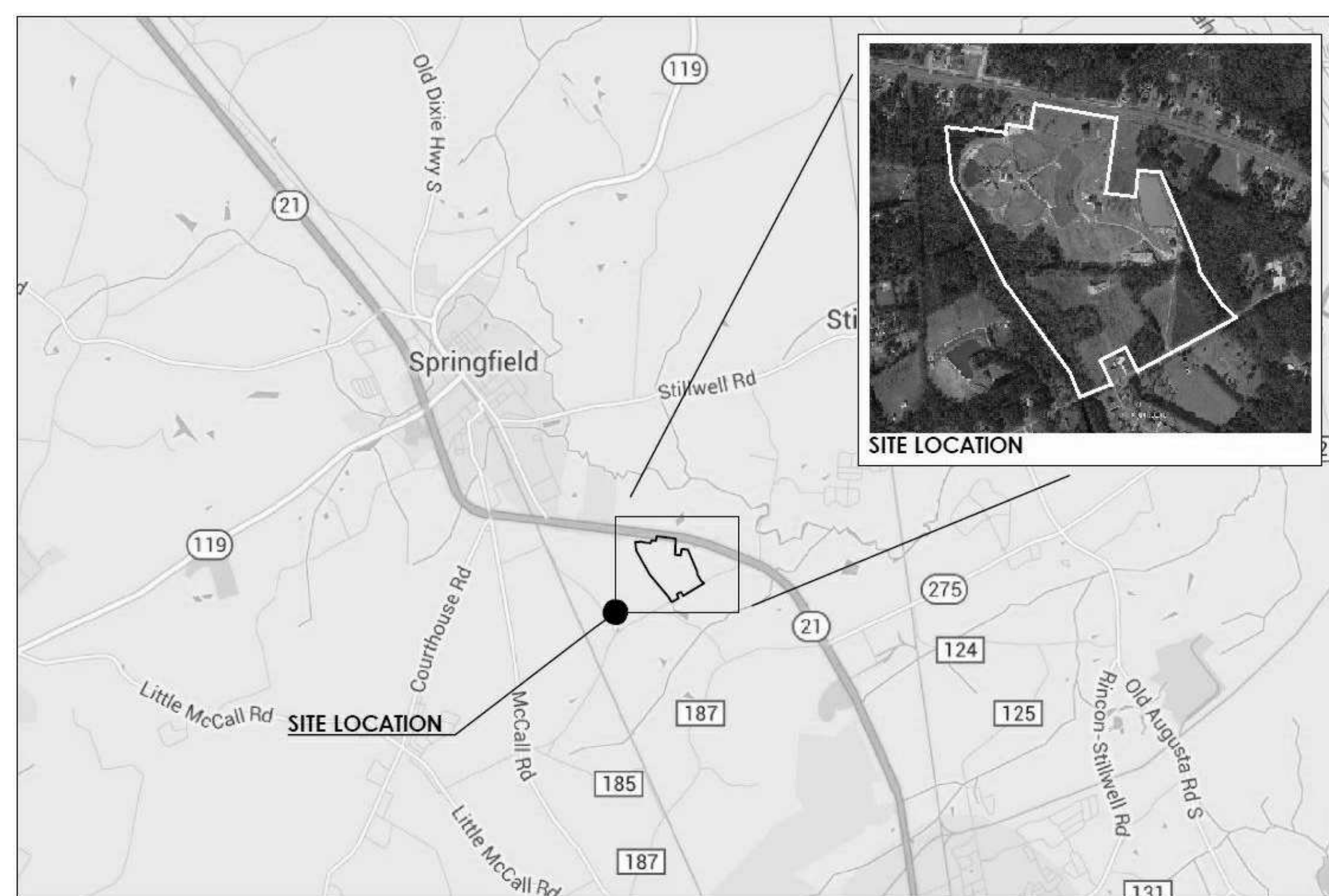



# EFFINGHAM COUNTY GYMNASIUM

CLARENCE E. MORGAN RECREATION COMPLEX  
1750 GA. HWY 21 S, SPRINGFIELD, GEORGIA 31329

FOR



SITE LOCATION MAP  
SCALE NOT TO SCALE



Sustainable Design  
Consultants, LLC



camacho  
Foodservice Design Consultants  
Founded 1982

PERMIT DOCUMENTS  
08/02/19



MAIN ENTRY PERSPECTIVE VIEW

## HUSSEY GAY BELL

*Established 1958*

329 COMMERCIAL DRIVE, SAVANNAH, GA 31406 / T:912.354.4626

SAVANNAH • ATLANTA • STATESBORO • CHARLESTON • COLUMBIA • NASHVILLE

[www.husseygaybell.com](http://www.husseygaybell.com)

### PROJECT DATA

PROJECT NAME:	EFFINGHAM COUNTY GYMNASIUM
PROPERTY ADDRESS:	CLARENCE E. MORGAN RECREATION COMPLEX 1750 GA HWY 21 SOUTH SPRINGFIELD, GEORGIA 31329
PARCEL NUMBER:	S1310007
PARCEL SIZE:	114.43 ACRES
ZONING:	R-1
FLOOD ZONE:	NONE
OWNER:	EFFINGHAM COUNTY BOARD OF COMMISSIONERS 601 NORTH LAUREL STREET SPRINGFIELD, GA 31329 912.754.2123
ARCHITECT & CIVIL:	HUSSEY GAY BELL 329 COMMERCIAL DRIVE SAVANNAH, GA 31406 912.354.4626
STRUCTURAL:	HUSSEY GAY BELL 1219 ASSEMBLY STREET, STE 300 COLUMBIA, SC 29201 803.799.0444
MECHANICAL & PLUMBING:	DELTA ENGINEERING GROUP 204-A PITCARIN WAY AUGUSTA, GA 30909 706.364.1770
ELECTRICAL:	SDC ENGINEERING 415 BONAVENTURE RD THUNDERBOLT, GA. 31404 912.677.7716
KITCHEN:	COMACHO FOODSERVICE DESIGN & CONSULTING 3103 MEDLOCK BRIDGE RD NORCROSS, GA 30071 770.582.1144


### BUILDING CODE DATA

INTERNATIONAL BUILDING CODE (IBC) WITH GEORGIA AMENDMENTS	2012 EDITION
INTERNATIONAL FIRE CODE WITH GEORGIA AMENDMENTS	2012 EDITION
INTERNATIONAL PLUMBING CODE WITH GEORGIA AMENDMENTS	2012 EDITION
INTERNATIONAL MECHANICAL CODE WITH GEORGIA AMENDMENTS	2012 EDITION
INTERNATIONAL FUEL GAS CODE WITH GEORGIA AMENDMENTS	2012 EDITION
NATIONAL ELECTRICAL CODE NO GEORGIA AMENDMENTS	2014 EDITION
INTERNATIONAL ENERGY CONSERVATION CODE WITH GEORGIA AMENDMENTS	2009 EDITION
NATIONAL FIRE PROTECTION ASSOCIATION NFPA 101	2012 EDITION
ACCESSIBLE DESIGN STANDARDS	2010 DOJ ADA

ALL BUILDINGS DESCRIBED IN THESE PLANS SHALL BE CONSTRUCTED IN COMPLIANCE WITH THE EFFINGHAM COUNTY CONSTRUCTION CODE AND INCLUDES ALL REVISIONS, AMENDMENTS AND APPENDICES TO THE BUILDING CODES LISTED ABOVE.

THE FOLLOWING OFFICES SHOULD BE CONTACTED FOR CODES AND ORDINANCES ADOPTED AND ENFORCED BY THEM WHICH MAY PERTAIN TO THIS PROJECT.

FIRE SERVICES:	912-754-8898
HEALTH:	912-754-6850
WATER:	912-754-2141
WASTEWATER:	912-754-2141



HUSSEY GAY BELL
Established 1958
329 COMMERCIAL DRIVE, SAVANNAH, GA 31406 / T: 912.354.4626

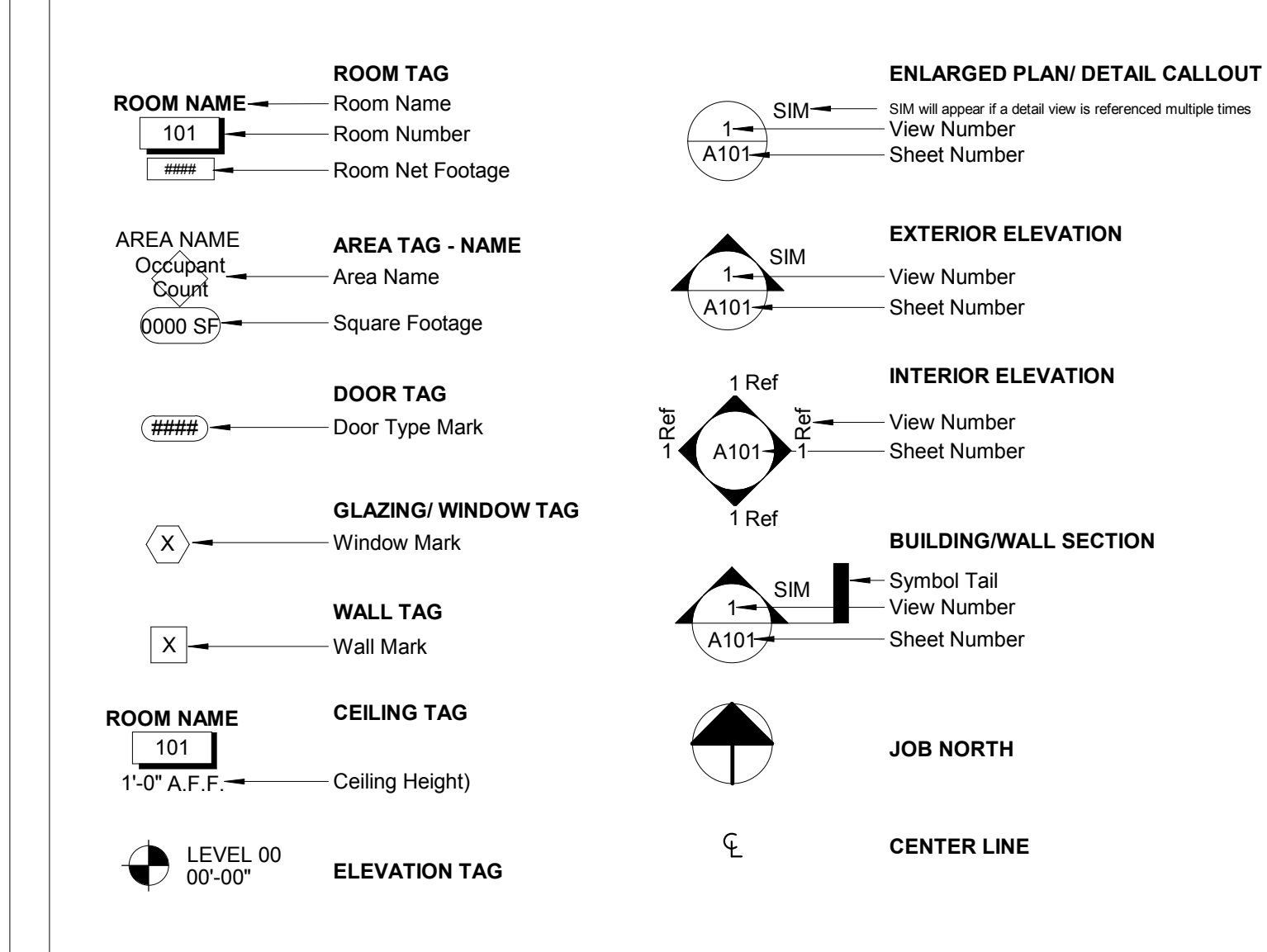
Table with 2 columns: SHEET NO. and DESCRIPTION. Lists architectural and structural sheets from C01.01 to A03.04.

Table with 2 columns: SHEET NO. and DESCRIPTION. Lists mechanical, electrical, and plumbing sheets from A04.01 to QF300.

STANDARD ABBREVIATIONS

Large table of standard abbreviations organized by letter (A, E, I, P, T). Includes terms like ACROUS, ADA, ADJ, AFF, AFG, ALFG, ALT, ALUM, ANOD, APC, ATTN, APPROX, ARCH, AVV, B, BCS, BD, BETW, BKS, BLDG, BOS, BRK, BRNG, BUR, C, CAB, CD, CEM, CG, CH, CJ, CLR, CLG, CL, CMU, COMP, CONC, CONF, CONT, CORR, CPT, CS, CT, CU, D, DD, DEPT, DET, DF, DIM, DIS, DISP, DN, DRY, DS, DW, DWG, DWR, EA, EDF, EEW, EF, EFS, EJ, EUC, ELAST, ELEC, ALTERNATIVE / ALTERNATE, EMER, EQ, EQUIP, ESB, ATTN, APPROX, ARCH, AVV, EXT, F, FA, FCO, FD, FE, FEC, FF, FH, FHC, FIN, FL, FJ, FOC, FOD, FOUN, FRP, FS, FT, FTG, FURR, FV, FWD, G, GA, GB, GB 24, GB 36, GB 42, GCO, GFI, GFRG, GFRG, GRD, GRVL, GT, GYP, GYP, H, HB, HC, HD, HDWR, HM, HORZ, HR, HGT, HT, HVAC, I, INSUL, INT, J, JAN, JOINT, K, KIT, L, LAB, LAV, LGTH, LKR, LIN, LF, LLH, LLV, LT, M, M, M, MANUF, MAT, MAX, MB, MBR, MC, MECH, MEZZ, MF, MHG, MIN, MISC, ML, MLDG, MNG, MO, MRL, MRBL, MT, MTD, MW, N, N, NIC, NTS, O, O, OH, OP, OTS, P, PART, PC, PEJ, PCB, PH, PL, PLAM, PLST, PLUMB, PLY, PME, PNL, PR, PREFAB, PREFAB, PSI, PT, PTD, PVC, Q, QT, QTY, R, R, RAD, RB, RCP, RCPT, RD, RECP, REF, REFRIG, REIN, REOD, REV, RH, RM, RO, RWS, RW, S, S, SC, SCHE, SCR, SDR, SECT, SF, SHWR, SHT, SHTG, SIM, SMD, SPEC, SPCR, SPLBK, SQ, SS, STD, STL, STOR, STFRNT, STRUCT, SUSP, SVT, SYM, T, TREAD, TB, TD, TAG, TEMP, TERR, THD, THRU, TLT, TOC, TOCU, TOP, TOP OF CONCRETE MASONRY UNIT, TOP OF FOOTING, TOP OF PAVEMENT, TOP OF PLATE, TOP OF STEEL, TOP OF WALL, TOILET PAPER DISPENSER, TOWEL RACK / BAR, TACK STRIP, TELEVISION, THROUGH WALL AIR CONDITIONER, TYPICAL, U, UL, UNF, UNO, UR, V, VAR, VEND, VCT, VE, VERT, VEST, VF, VTR, VWC, W, W, WASH, WC, WCO, WD, WFD, WH, WGL, WL, WNG, W/O, WP, WSCOT, WT, WWF, Y, YR(S), YR(S)

STANDARD SYMBOLS



GENERAL NOTES

NOTE TO GENERAL CONTRACTORS: THESE DRAWINGS HAVE BEEN PRODUCED UNDER A LIMITED SERVICES AGREEMENT BETWEEN THE OWNER AND HUSSEY GAY BELL, INC. THEY ARE TO BE USED FOR DESIGN INTENT AND IN COORDINATION WITH SUPPLEMENT ENGINEERING DOCUMENTS.
- THE ARCHITECT'S DRAWINGS CANNOT STAND ALONE AS CONSTRUCTION DOCUMENTS.
- SEE STRUCTURAL ENGINEERING DOCUMENTS FOR STRUCTURAL CONNECTION TECHNIQUES, CALCULATIONS REQUIRED BY CODE, CODE COMPLIANCE INSTRUCTIONS FOR WALL AND ROOF CONSTRUCTION, AND THE DOWN REQUIREMENTS.
- SEPARATE MECHANICAL, ELECTRICAL, AND PLUMBING ENGINEERING DOCUMENTS ARE PROVIDED, WHICH INDICATE REQUIRED SERVICE AND RISER DIAGRAMS, CALCULATIONS AND INSTALLATION SPECIFICATIONS BEYOND THE ARCHITECT'S BASIC LAYOUT AND SELECTIONS SUGGESTIONS.
- SEPARATE CIVIL ENGINEERING DOCUMENTS ARE PROVIDED, WHICH INDICATE ADDITIONAL SITE PLANNING, DRAINAGE, AND OTHER RELATED SITE WORK REQUIREMENTS.
- THESE DOCUMENTS ARE THE WORK INSTRUMENTS OF THE ARCHITECT AND HAVE BEEN PREPARED SPECIFICALLY AND SOLELY FOR THE PROJECT NAMED HEREIN. THEY ARE NOT SUITABLE FOR USE ON OTHER PROJECTS OR IN OTHER LOCATIONS WITHOUT THE PARTICIPATION OF THE ARCHITECT. REPRODUCTION IS STRICTLY PROHIBITED. THE ARCHITECT SHALL BE DEEMED THE AUTHOR AND OWNER OF THESE DOCUMENTS AND SHALL RETAIN COMMON LAW, STATUTORY AND OTHER RESERVED RIGHTS, INCLUDING THE COPYRIGHT.
- FOR DIMENSIONS NOT SHOWN OR IN QUESTION, THE CONTRACTOR SHALL REQUEST CLARIFICATION FROM THE ARCHITECT BEFORE PROCEEDING.
- CONTRACTOR SHALL VERIFY ALL EXISTING CONDITIONS IN THE FIELD. ANY DISCREPANCIES SHALL BE BROUGHT TO THE ATTENTION OF THE ARCHITECT.
- THE CONTRACTOR SHALL MAINTAIN AT THE SITE OF THE WORK A SET OF RECORD DRAWINGS. THE CONTRACTOR SHALL RECORD ALL CHANGES AND DEVIATIONS FROM THE DRAWINGS ON AN "AS-BUILT" SET, WHICH SHALL BE UPDATED AT LEAST EVERY OTHER WEEK AT THE CLOSE OF THE JOB. THE CONTRACTOR SHALL PROVIDE ONE COMPLETE SET OF ALL AS-BUILT INFORMATION TO THE OWNER IN CLEAR AND LEGIBLE FORMAT.
- SIGNS SHALL BE LIMITED TO THE PROJECT IDENTIFICATION SIGN. THE IDENTIFICATION SIGN SHALL IDENTIFY THE PROJECT, THE ARCHITECT AND THE CONTRACTOR.
- INFORMATION CONTAINED ON THESE DRAWINGS IS PROVIDED FOR THE CONVENIENCE OF THE GENERAL CONTRACTOR IN EXECUTING THE WORK. EVERY ATTEMPT HAS BEEN MADE TO PROVIDE COMPLETE AND ACCURATE REPRESENTATIONS OF SUCH CONDITIONS.
- WHEN ARCHITECTURAL DRAWINGS ARE IN CONFLICT WITH ENGINEERING DRAWINGS THE GENERAL CONTRACTOR SHALL REQUEST CLARIFICATION FROM THE ARCHITECT BEFORE PROCEEDING.

REVISIONS table with columns for revision number and description.

DESIGNED, DRAWN, CHECKED table with columns for initials and dates.

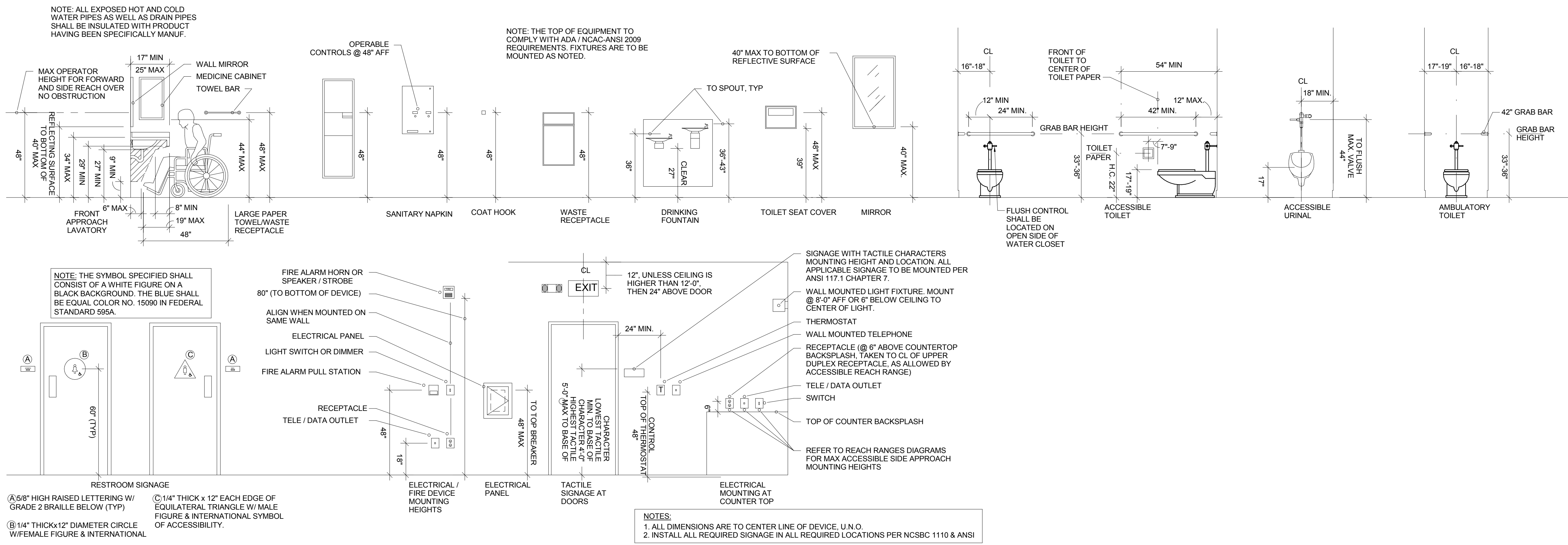
EFFINGHAM COUNTY GYMNASIUM
CLARENCE E. MORGAN RECREATION COMPLEX
1750 GA. HWY 21 S. SPRINGFIELD, GEORGIA 31329

PROJECT INFORMATION

DRAWING NUMBER
G00.01

# GENERAL ACCESSIBLE INSTALLATION STANDARDS (NTS)

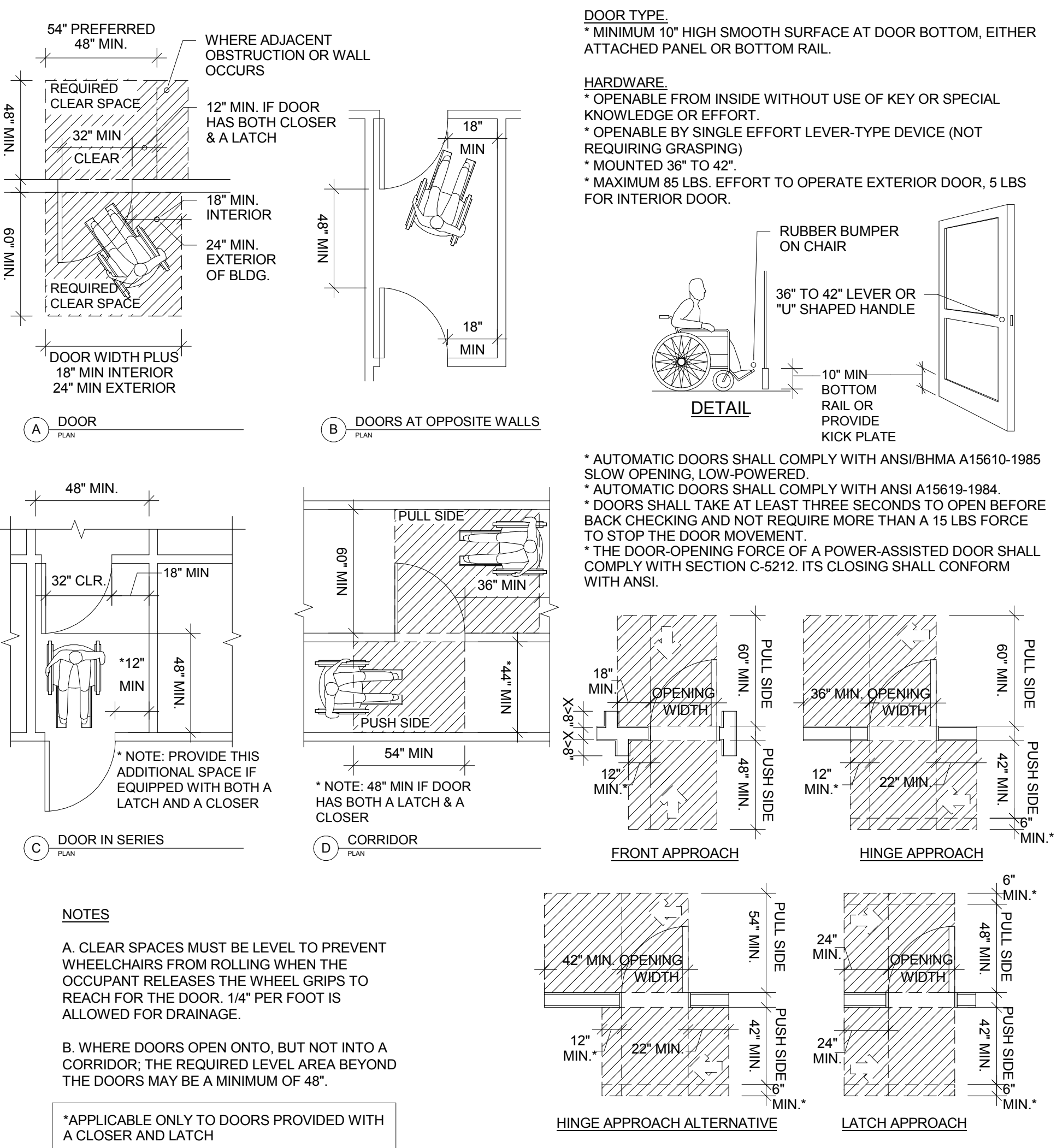
## GENERAL INSTALLATION REQUIREMENTS



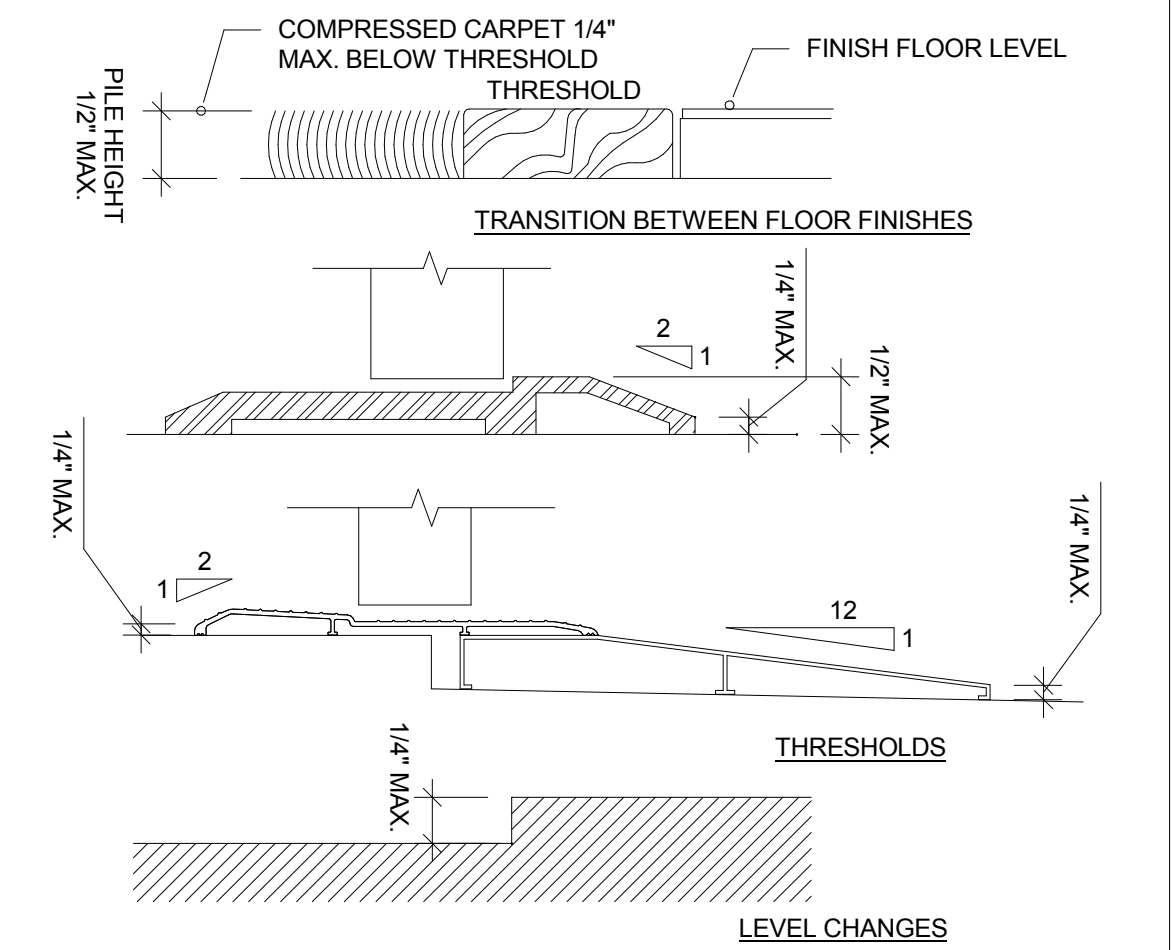
## ACCESSIBILITY SIGNS & PICTOGRAMS



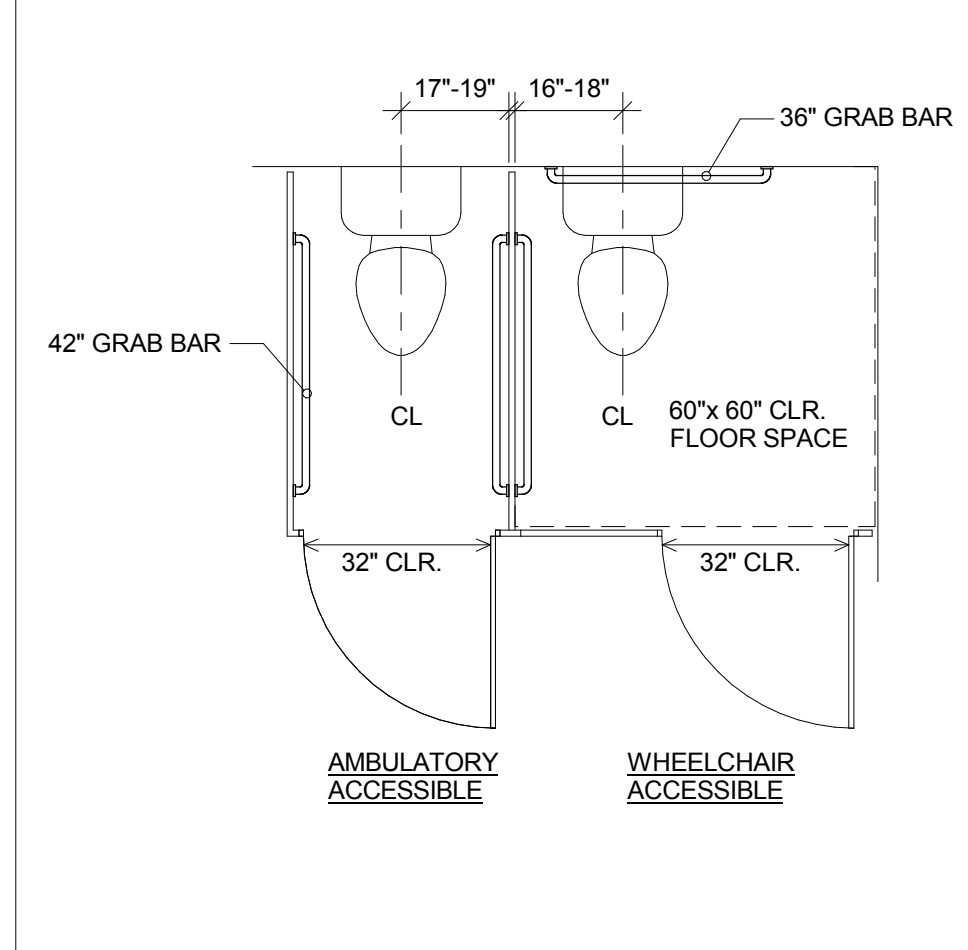
## ACCESSIBLE CLEAR SWING - MANUAL DOORS AND GATES



## THRESHOLD REQUIREMENTS



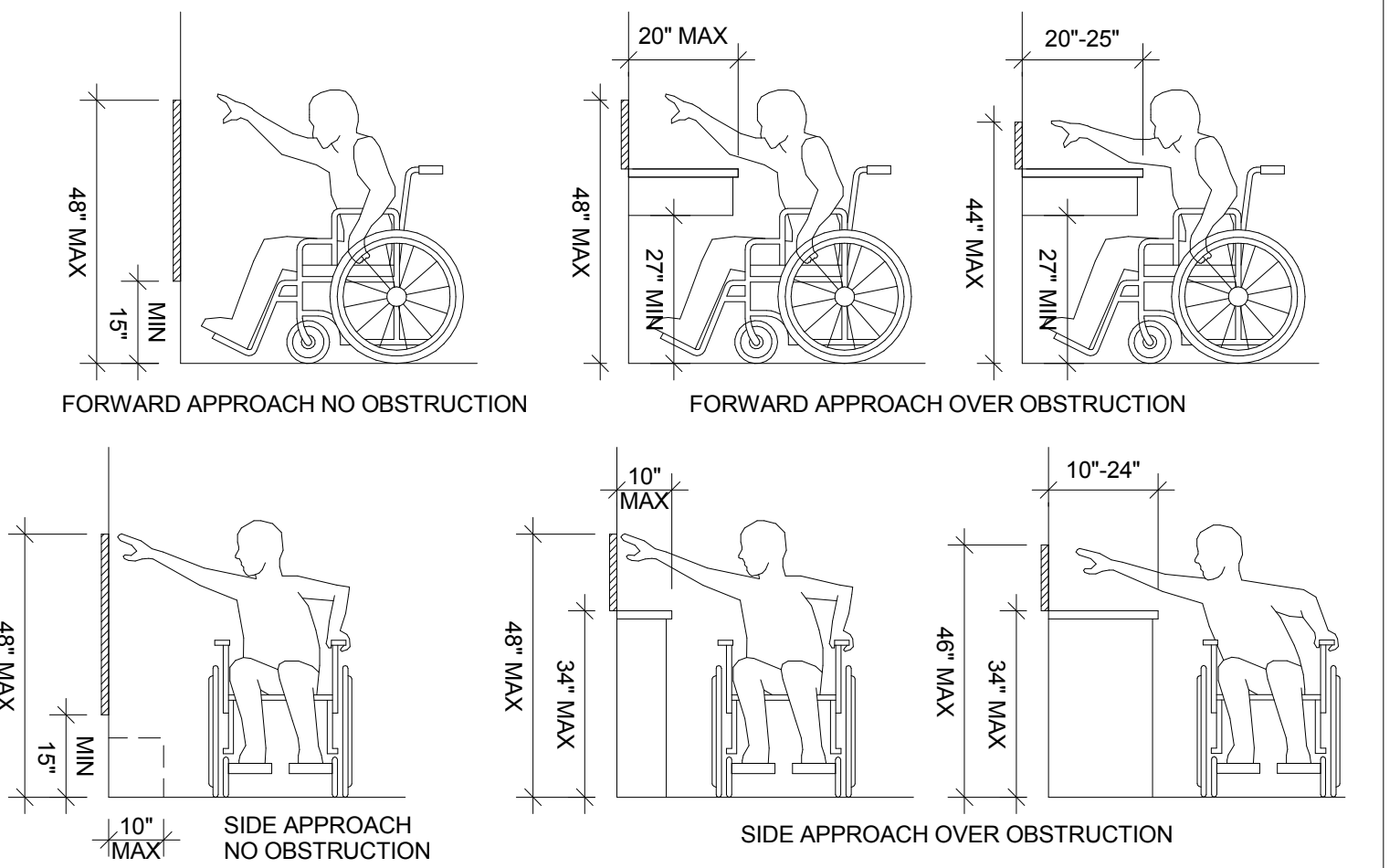
## TYP. ACCESSIBLE TOILET STALL



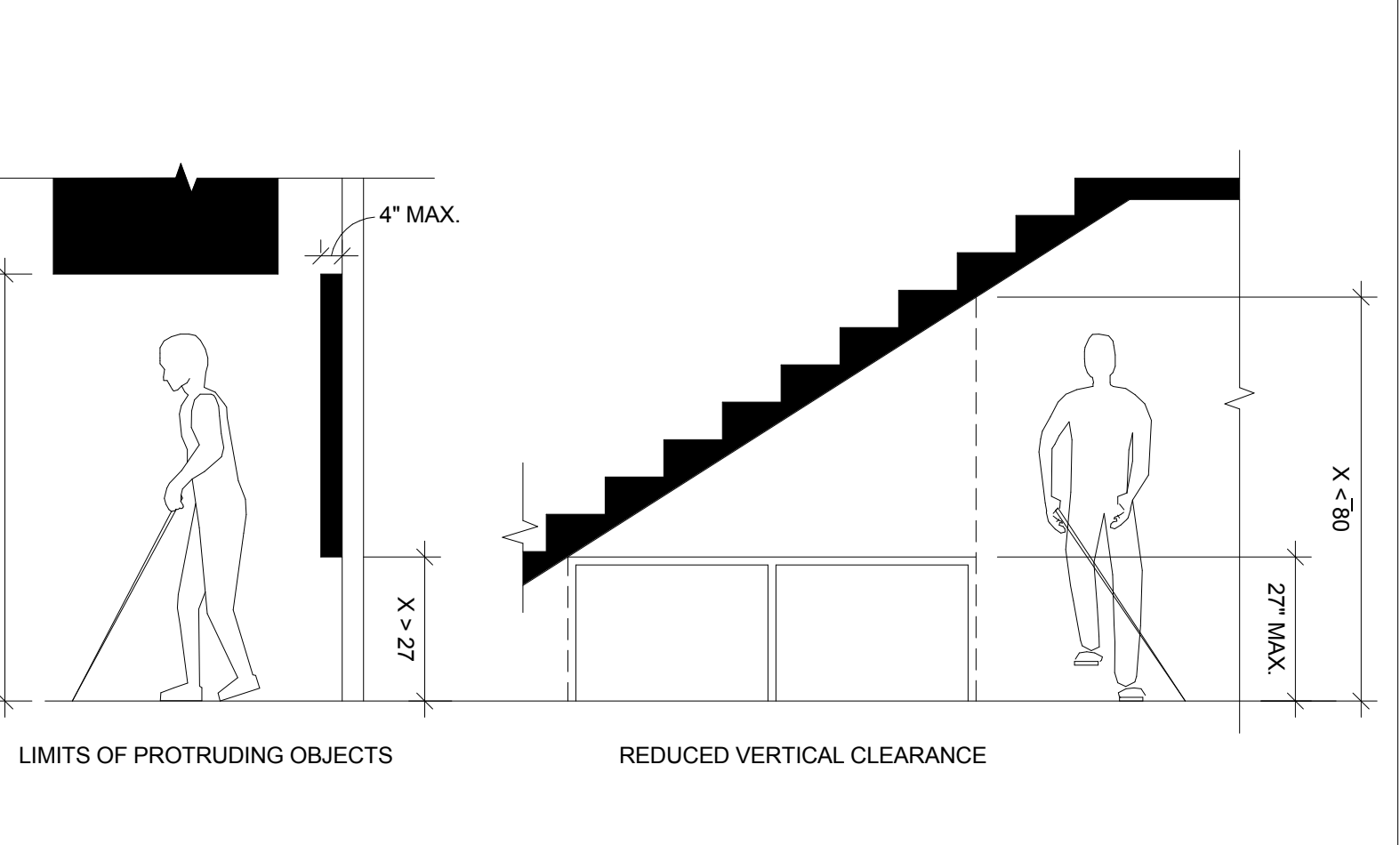
## GENERAL NOTES

- ADDITIONAL ACCESSIBLE ROUTE NOTES FOR ACCESSIBILITY COMPLIANCE WITH FHA DM 1998, ICC/ANSI A117.1-2009, AND 2010 DOJ ADA STD.**
- ACCESSIBLE ROUTES SHALL COMPLY WITH 2010 ADA STD CHAPTER 4, INCLUDING SECTIONS 401-410.
  - PROTRUDING OBJECTS ON CIRCULATION PATHS WITHIN COMMON USE AREAS TO COMPLY WITH 2010 DOJ ADA SECTION 307, INCLUDING:
    - PROTRUSION LIMITS: OBJECTS WITH LEADING EDGES MORE THAN 27" AND NOT MORE THAN 80" ABOVE THE FLOOR SHALL PROTRUDE 4" MAXIMUM HORIZONTALLY INTO THE CIRCULATION PATH. EXCEPTIONS INCLUDE HANDRAILS, DOOR CLOSERS, AND DOOR STOPS.
    - POST-MOUNTED OBJECTS: OBJECTS ON POSTS OR PYLONS SHALL BE PERMITTED TO OVERHANG 12" MAXIMUM WHERE MORE THAN 27" AND NOT MORE THAN 80" ABOVE THE FLOOR. OBJECTS ON MULTIPLE POSTS OR PYLONS WHERE THE CLEAR DISTANCE BETWEEN THE POSTS OR PYLONS IS GREATER THAN 12" SHALL HAVE THE LOWEST EDGE OF SUCH OBJECT EITHER 27" MAXIMUM OR 80" MINIMUM ABOVE THE FLOOR.
    - REDUCED VERTICAL CLEARANCE: GUARDRAILS OR OTHER BARRIERS SHALL BE PROVIDED WHERE OBJECT PROTRUSION IS BEYOND THE LIMITS ALLOWED BY SECTIONS 307.2 AND 307.3; AND WHERE THE VERTICAL CLEARANCE IS LESS THAN 80" ABOVE THE FLOOR, THE LEADING EDGE OF SUCH GUARDRAIL OR BARRIER SHALL BE 27" MAXIMUM ABOVE THE FLOOR.
  - PROTRUDING OBJECTS ON CIRCULATION PATHS WITHIN PUBLIC USE AREAS TO COMPLY WITH 2010 ADA STD SECTION 307, INCLUDING:
    - 2010 ADA STD SECTION 307.2: PROTRUSION LIMITS
    - 2010 ADA STD SECTION 307.3: POST-MOUNTED OBJECTS
    - 2010 ADA STD SECTION 307.4: VERTICAL CLEARANCE
    - 2010 ADA STD SECTION 307.5: REQUIRED CLEAR WIDTH
  - FLOOR AND GROUND SURFACES (INCLUDING FLOOR MATERIAL TRANSITIONS) IN COMMON USE AREAS SHALL BE STABLE, FIRM, AND SLIP-RESISTANT AND SHALL COMPLY WITH 2010 ADA SECTIONS 302, INCLUDING:
    - SECTION 302.2: CARPET
    - SECTION 302.3: OPENINGS
  - CHANGES IN LEVEL (INCLUDING FLOOR MATERIAL TRANSITIONS) IN COMMON USE AREAS SHALL COMPLY WITH 2010 ADA SECTION 303, INCLUDING:
    - SECTION 303.2: VERTICAL
    - SECTION 303.3: BEVELED
    - SECTION 303.4: RAMPED
  - FLOOR AND GROUND SURFACES ALONG ACCESSIBLE ROUTES AND IN ACCESSIBLE ROOMS AND SPACES WITHIN PUBLIC USE AREAS SHALL BE STABLE, FIRM, AND SLIP-RESISTANT AND SHALL COMPLY WITH 2010 ADA STD SECTION 302.1, INCLUDING:
    - 2010 ADA STD SECTION 302.2: CARPET
    - 2010 ADA STD SECTION 302.3: OPENINGS
  - CHANGES IN LEVEL (INCLUDING FLOOR MATERIAL TRANSITIONS) IN PUBLIC USE AREAS SHALL COMPLY WITH 2010 ADA STD SECTION 303.1, INCLUDING:
    - 2010 ADA STD SECTION 303.2: VERTICAL
    - 2010 ADA STD SECTION 303.3: BEVELED
    - 2010 ADA STD SECTION 303.4: RAMPED

## REACH RANGES

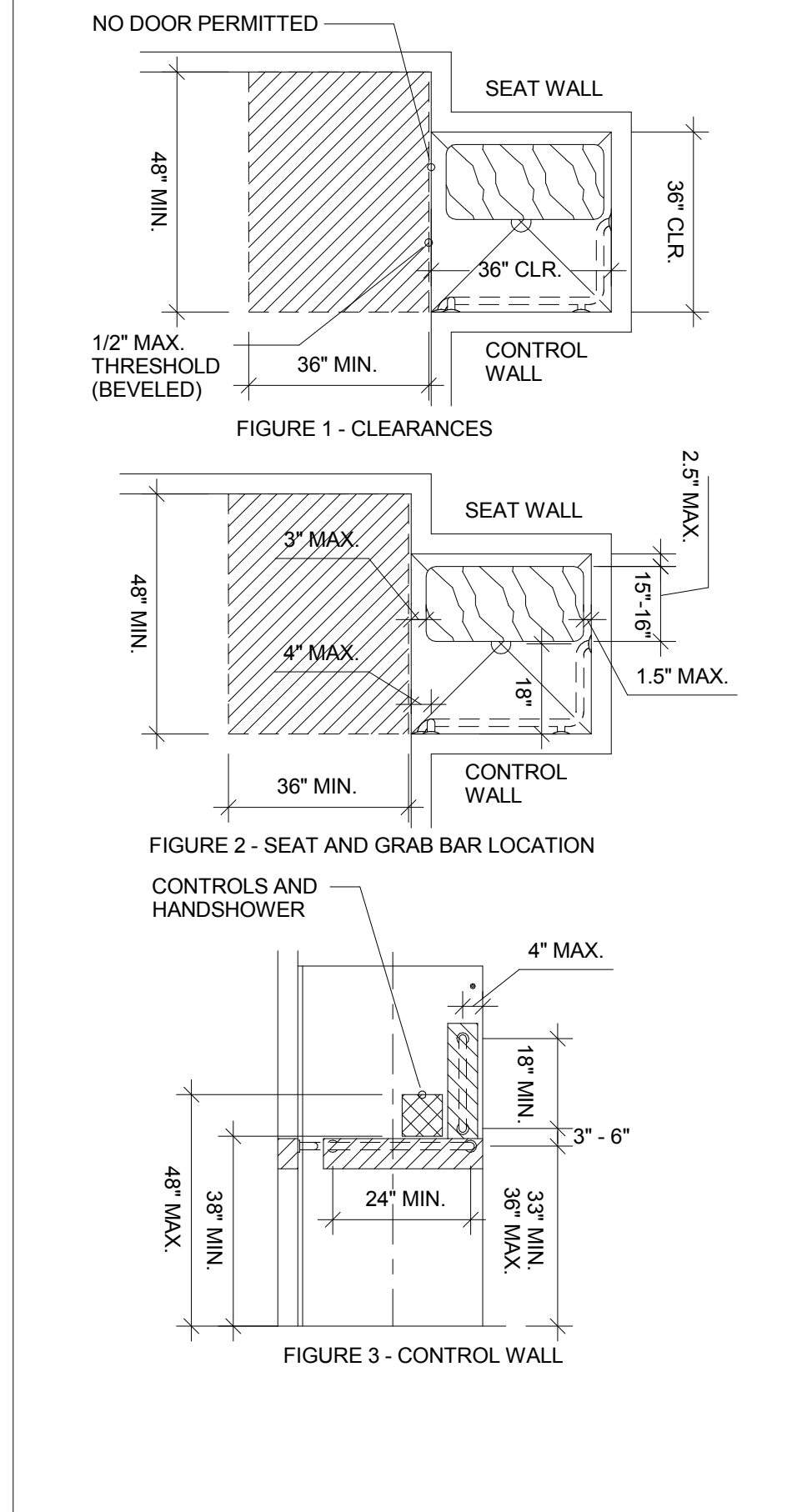


## GENERAL CLEARANCES



## TYP. ACCESSIBLE SHOWER

### TRANSFER-TYPE SHOWER (NTS)



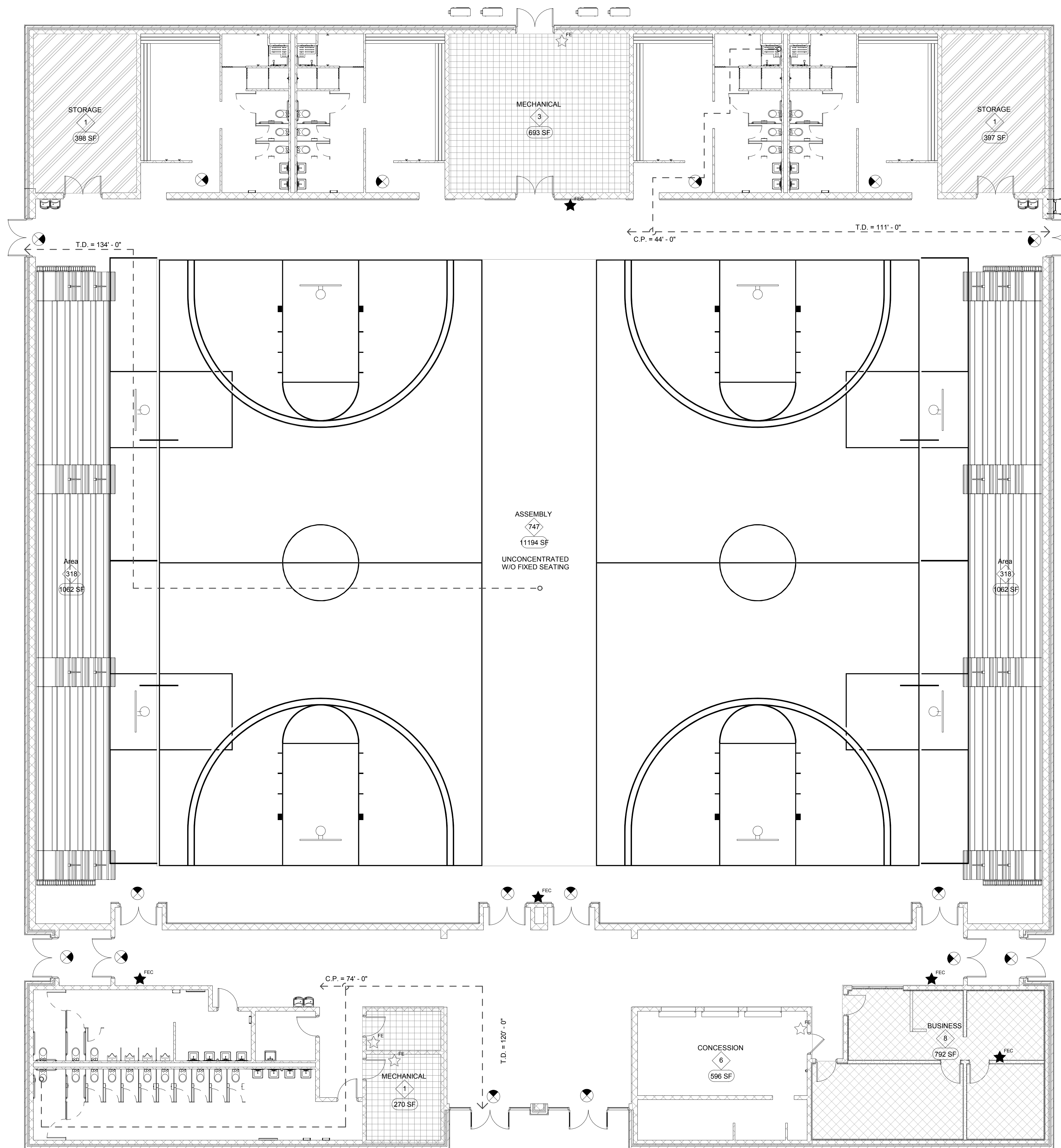
**HUSSEY GAY BELL**  
Established 1958  
329 COMMERCIAL DRIVE, SAVANNAH, GA 31406 | T: 912.354.4626

DESIGNED	DRAWN	CHECKED
RA	CL	RA

DATE: 08/02/2019  
JOB NO: 218 4802 02  
08/02/19

**EFFINGHAM COUNTY GYMNASIUM**  
CLARENCE E. MORGAN RECREATION COMPLEX  
1750 GA. HWY 21 S. SPRINGFIELD, GEORGIA 31329

ADA DRAWING STANDARDS  
DRAWING NUMBER  
**G00.02**



1 LIFE SAFETY PLAN  
1/8" = 1'-0"

### INTERNATIONAL BUILDING CODE

#### OCCUPANCY CLASSIFICATION

GROUP A - ASSEMBLY A-4 (SECTION 303.5)

#### BUILDING HEIGHT & AREA LIMITATIONS

CHAPTER 5

GROUP:	A-4	CONSTRUCTION TYPE:	IIIB	SPRINKLERED:	YES
ALLOWED					
NUMBER OF STORIES:	2				
MAXIMUM HEIGHT:	55'-0"				
AREA PER FLOOR:	9,500 SF				
BUILDING HEIGHT & AREA MODIFICATION (504.2 & 506.3):					
AUTOMATIC SPRINKLER INCREASE					
		SPRINKLER INCREASE	ALLOWED	ACTUAL	
NUMBER OF STORIES:	1 ADDL. STORY		3 (2+1)	1	
MAXIMUM HEIGHT:	+20'-0"		75'-0" (55'+20')	32'-8"	
AREA PER FLOOR:	300% AREA INCREASE		38,000 SF (9,500x4)	28,230 SF	

#### CONSTRUCTION TYPE CLASSIFICATION

CHAPTER 6

TYPE IIB, SPRINKLERED (SECTION 602.2)

BUILDING ELEMENT	TABLE 601 FIRE-RESISTANCE RATING REQUIREMENTS FOR BUILDING ELEMENTS (HOURS)				
	TYPE I	TYPE II	TYPE III	TYPE IV	TYPE V
Primary structural frame <sup>a</sup> (see Section 202)	3 <sup>a</sup> , 2	2 <sup>a</sup> , 1 <sup>a</sup>	1 <sup>a</sup> , 0	HT	1 <sup>a</sup> , 0
Bearing walls	3	2	1	2	1
Exterior <sup>b</sup>	3 <sup>a</sup>	2 <sup>a</sup>	1	0	1
Interior				1HT	1
Nonbearing walls and partitions	See Table 602				
Exterior	0	0	0	0	0
Interior <sup>c</sup>	0	0	0	0	0
Floor construction and associated secondary members (see Section 202)	2	2	1	0	1
Roof construction and associated secondary members (see Section 202)	1 <sup>1/2</sup>	1 <sup>1/2</sup>	1 <sup>1/2</sup>	0	HT

For SI: 1 foot = 304.8 mm.

<sup>a</sup> Roof supports: Fire-resistance ratings of primary structural frame and bearing walls are permitted to be reduced by 1 hour where supporting a roof only.

<sup>b</sup> Except in Group F-1, H, M and S-1 occupancies, the protection of structural members in roof construction shall not be required, including protection of primary structural frame members, roof framing and decking where every part of the roof construction is 20 feet or more above any floor immediately below. Fire-resistance-rated wood members shall be allowed to be used for such unprotected members.

<sup>c</sup> In all occupancies, heavy timber complying with Section 2304.11 shall be allowed where a 1-hour or less fire-resistance rating is required.

<sup>d</sup> Not less than the fire-resistance rating required by other sections of this code.

<sup>e</sup> Not less than the fire-resistance rating based on the separation distance (see Table 602).

<sup>f</sup> Not less than the fire-resistance rating as referenced in Section 704.10.

#### SECTION 602 CONSTRUCTION CLASSIFICATION

FIRE SEPARATION DISTANCE <sup>a, b</sup> X' (M)	TYPE OF CONSTRUCTION	OCCUPANCY GROUP <sup>c, d, e, f, g, h</sup>		OCCUPANCY GROUP A, B, E, F, I, R, S, U, V	OCCUPANCY GROUP A, B, E, F, I, R, S, U, V
		GROUP A, B, E, F, I, R, S, U, V	GROUP A, B, E, F, I, R, S, U, V		
5 X < 10	II	3	2	1	1
10 X < 30	II, IB, VA, VB, VBA, VBB	2	1	1 <sup>f</sup>	1 <sup>f</sup>
X > 30	II	1	1	0	0

For SI: 1 foot = 304.8 mm.

<sup>a</sup> Load-bearing exterior walls shall also comply with the fire-resistance rating requirements of Table 601.

<sup>b</sup> For special requirements for Group U occupancies, see Section 406.3.

<sup>c</sup> See Section 709.1.1 for party walls.

<sup>d</sup> Open parking garages complying with Section 405 shall not be required to have a fire-resistance rating.

<sup>e</sup> The fire-resistance rating of an exterior wall is determined based upon the fire separation distance of the exterior wall and the story in which the wall is located.

<sup>f</sup> For special requirements for Group H occupancies, see Section 415.5.

<sup>g</sup> For special requirements for Group S occupancies, see Section 412.1.1.

<sup>h</sup> Where Table 705.5 permits nonbearing exterior walls with unlimited area of unprotected openings, the required fire-resistance rating for the exterior walls is 0 hours.

#### INTERIOR FINISHES

CHAPTER 8

GROUP	INT. EXIT STAIRS & PASSAGEWAYS	CORRIDORS & ENCLOSURES FOR EXIT ACCESS	ROOMS & ENCLOSED SPACES
A-4	CLASS B	CLASS B	CLASS C

#### PLUMBING FIXTURE COUNT

2012 IBC CHAPTER 29 / 2012 IPC (SECTIONS 410.1 & 419.2)

ASSEMBLY A-4:

FIXTURE TYPE	REQUIRED	PROVIDED
WATER CLOSET (MALE):	6 (1 PER 125)	9
URINAL:	MAX. 67% OF REQ'D WC	4
WATER CLOSET (FEMALE):	11 (1 PER 65)	17
LAVATORY:	8 (1 PER 200)	16 (8 MALE / 8 FEMALE)
DRINKING FOUNTAINS:	1 PER 500	6
SERVICE SINK:	2	2 (RM 105 & 123)

#### LIFE SAFETY LEGEND

- AREA NAME → AREA NAME
- ## → NUMBER OF OCCUPANTS
- 0000 SF → SQUARE FOOTAGE
- SELF-POWERED ILLUMINATED EXIT SIGN (COORDINATE LOCATIONS WITH LIGHTING PLANS)
  - ARROW DENOTES DIRECTION OF EXIT PATH.
  - REFER TO ELECTRICAL DRAWINGS FOR EXACT LOCATION AND TECHNICAL SPECIFICATIONS.
- FIRE EXTINGUISHER
  - USE CLASS "K" EXTINGUISHER IN KITCHEN AREAS
  - USE CLASS "C" EXTINGUISHER IN ELECTRICAL AREAS
  - ALL EXTINGUISHERS TO BE MADE OF NON-FERROUS MATERIAL TO MEET MR COMPATIBILITY
  - 75'-0" MAX DISTANCE FOR CLASS "D" EXTINGUISHERS
- DESIGN EGRESS CAPACITY (# OF OCCUPANTS) (PER NFPA 101)
- MAXIMUM EGRESS CAPACITY OF STAIRWAY OR DOOR (# OF OCCUPANTS)
- MINIMUM EGRESS WIDTH REQUIRED OF STAIRWAY OR DOOR (INCHES)
- NON-RATED PARTITION
- PATH OF MAXIMUM TRAVEL DISTANCE (T.D.)
  - 1 HR. FIRE RATED WALL/PARTITION TO EXTEND TO BOTTOM OF ROOF DECKING (SEE WALL TYPES)
  - 2 HR. FIRE RATED WALL/PARTITION TO EXTEND TO BOTTOM OF ROOF DECKING (SEE WALL TYPES)

### NFPA 101

#### MEANS OF EGRESS CODE DATA

OCCUPANCY: ASSEMBLY - GYMNASIUM (6.1.2.1)

OCCUPANT LOAD FACTOR (TABLE 7.3.1.2):

ASSEMBLY USE	15 NSF/PERSON	
LESS CONCENTRATED USE:	18 LINEAR INCHES/PERSON (1.5 FT/PERSON)	
BENCH-TYPE SEATING:	100 GSF/PERSON	
KITCHENS:		
BUSINESS USE:	100 GSF/PERSON	
STORAGE USE:	500 GSF/PERSON	
MECHANICAL USE (IBC 1004.5):	300 GSF/PERSON	
TOTAL OCCUPANT LOAD: OCCUPANT LOAD = AREA/LENGTH / LOAD FACTOR		
ASSEMBLY USE	747 OCCUPANTS	11,194 NSF / 15 NSF/PERSON
LESS CONCENTRATED USE:	638 OCCUPANTS	954 FT / 1.5 FT/PERSON
BENCH-TYPE SEATING:	6 OCCUPANTS	591 GSF / 100 GSF/PERSON
KITCHENS:		
BUSINESS USE:	8 OCCUPANTS	776 GSF / 100 GSF/PERSON
STORAGE USE:	2 OCCUPANTS	894 GSF / 500 GSF/PERSON
MECHANICAL USE:	4 OCCUPANTS	1,094 GSF / 300 GSF/PERSON
TOTAL OCCUPANT LOAD: 1,403 OCCUPANTS		

EXIT ACCESS CORRIDOR SEPARATION (7.1.3.1): 1 HR

EGRESS CAPACITY (TABLE 7.3.3.1):

STAIRS: 0.3" PER PERSON  
OTHER: 0.2" PER PERSON

MINIMUM CORRIDOR WIDTH (7.3.4 & 12.2.3.8):

EXIT ACCESS < 50 PERSONS = 36" MIN.  
EXIT ACCESS ≥ 50 PERSONS = 44" MIN.

NUMBER OF MEANS OF EGRESS (7.4.1.2): 4 MINIMUM

COMMON PATH, DEAD END CORRIDOR, TRAVEL DISTANCE (TABLE A.7.6):

ASSEMBLY - SPRINKLERED	MAX. ALLOWED	ACTUAL
COMMON PATH	75'	74'
DEAD END CORRIDOR:	20'	N/A
TRAVEL DISTANCE:	250'	134'

#### FIRE RATED COMPONENTS


CHAPTERS 6 & 12

FIRE RESISTANCE RATING SCHEDULE SHALL BE AS FOLLOWS:

STRUCTURAL COMPONENT	HOURLY RATING REQUIREMENT	UL DESIGN REFERENCE
EXTERIOR BEARING WALL:	0	N/A
INTERIOR BEARING WALL:	0	N/A
COLUMNS:	0	N/A
BEAMS:	0	N/A
FLOOR CONSTRUCTION:	0	N/A
ROOF CONSTRUCTION:	0	N/A
INTERIOR NONBEARING WALLS:	0	N/A
EXTERIOR NONBEARING WALLS:	0	N/A

#### LIFE SAFETY NOTES

- SEE ELECTRICAL DRAWINGS FOR EMERGENCY LIGHTING LOCATIONS, CIRCUITING, AND SPECIFICATIONS.
- COMMUNICATION FEATURES AND ELEMENTS THAT ARE REQUIRED TO BE ACCESSIBLE AND SATISFY CHAPTER 7 OF THE ADA STANDARDS FOR ACCESSIBLE DESIGN. ACCESSIBLE AUDIBLE AND VISIBLE ALARMS AND NOTIFICATION APPLIANCES SHALL BE INSTALLED IN ACCORDANCE WITH NFPA 72 §105.2.2. BE POWERED BY A COMMERCIAL LIGHT AND POWER SOURCE. BE PERMANENTLY CONNECTED TO THE WIRING OF THE PREMISES ELECTRICAL SYSTEM, AND BE PERMANENTLY INSTALLED.
- EVERY OCCUPIED PORTION OF ANY BUILDING, ROOM OR SPACE USED FOR ASSEMBLY PURPOSES THAT CONTAINS SEATS, TABLES, DISPLAYS, SIMILAR FIXTURES OR EQUIPMENT SHALL BE PROVIDED WITH AISLES LEADING TO EXITS OR EXIT ACCESS DOORWAYS IN ACCORDANCE WITH CHAPTER 10 OF THE NFPA.
- PROVIDE ILLUMINATED EXIT SIGNAGE AND EMERGENCY LIGHTING AS REQUIRED BY THE CODE.
- PROVIDE FIRE EXTINGUISHERS PER NFPA 10, INTERNATIONAL FIRE CODE AND LOCAL JURISDICTION REQUIREMENTS. FINAL LOCATION, NUMBER & TYPE TO BE DETERMINED BY FIRE MARSHAL.
- SEE FIRE PROTECTION DRAWINGS FOR FIRE EQUIPMENT LOCATIONS, INCLUDING SPRINKLER LAYOUT AND HEAD LOCATIONS.



**HUSSEY GAY BELL**  
Established 1958  
329 COMMERCIAL DRIVE, SAVANNAH, GA 31406 | T: 912.354.4626

DESIGNED	DRAWN	CHECKED
RA	CL	RA

DATE: 08/02/2019


JOB NO. 218 4802 02

08/02/19

EFFINGHAM COUNTY GYMNASIUM  
CLARENCE E. MORGAN RECREATION COMPLEX  
1750 GA. HWY 21 S. SPRINGFIELD, GEORGIA 31229

LIFE SAFETY PLAN

DRAWING NUMBER  
**A00.11**



**HUSSEY GAY BELL**  
*Established 1958*  
 329 COMMERCIAL DRIVE, SAVANNAH, GA 31406 / T: 912.354.4626

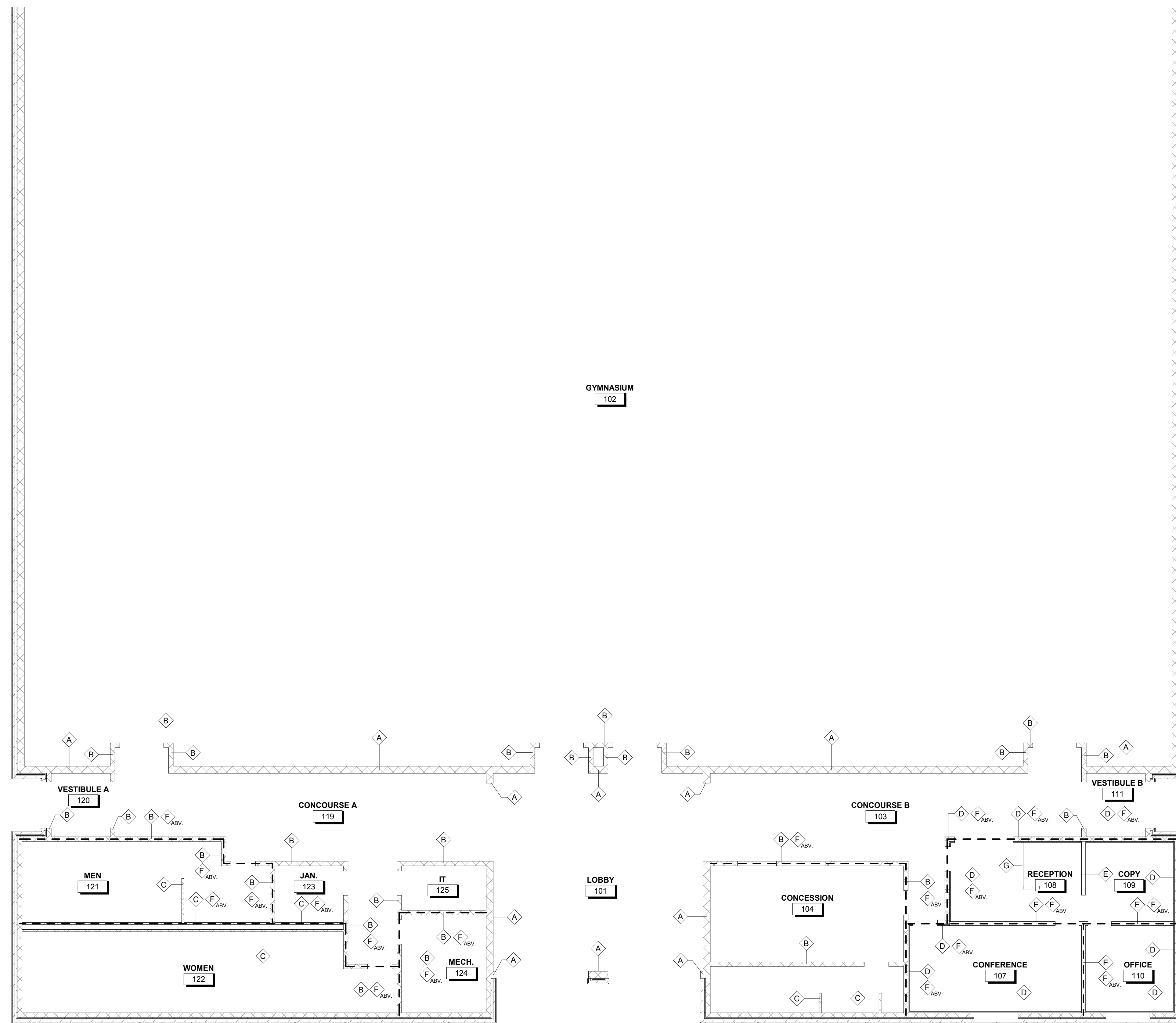
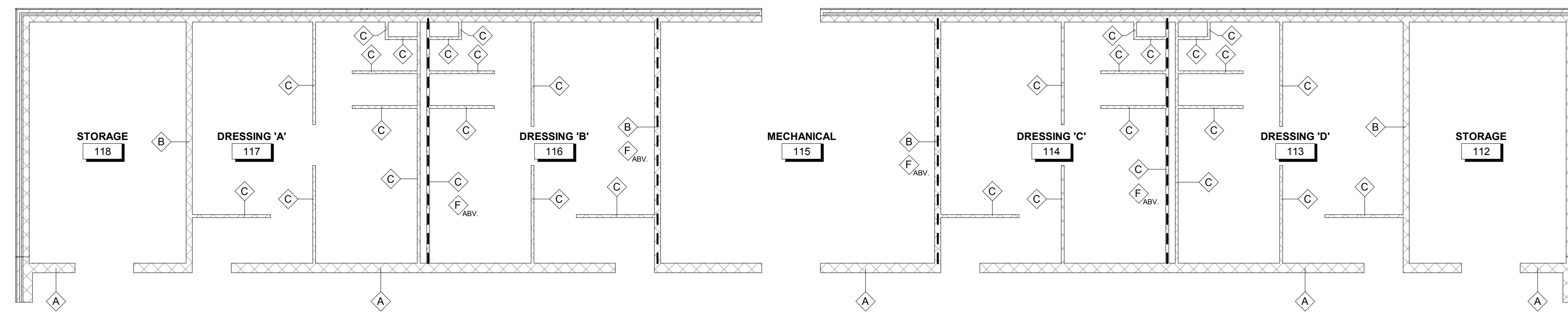
REVISIONS


DESIGNED	DRAWN	CHECKED
RA	CL	RA
DATE: 08/02/2019		
JOB NO. 218 4802 02		
08/02/19		

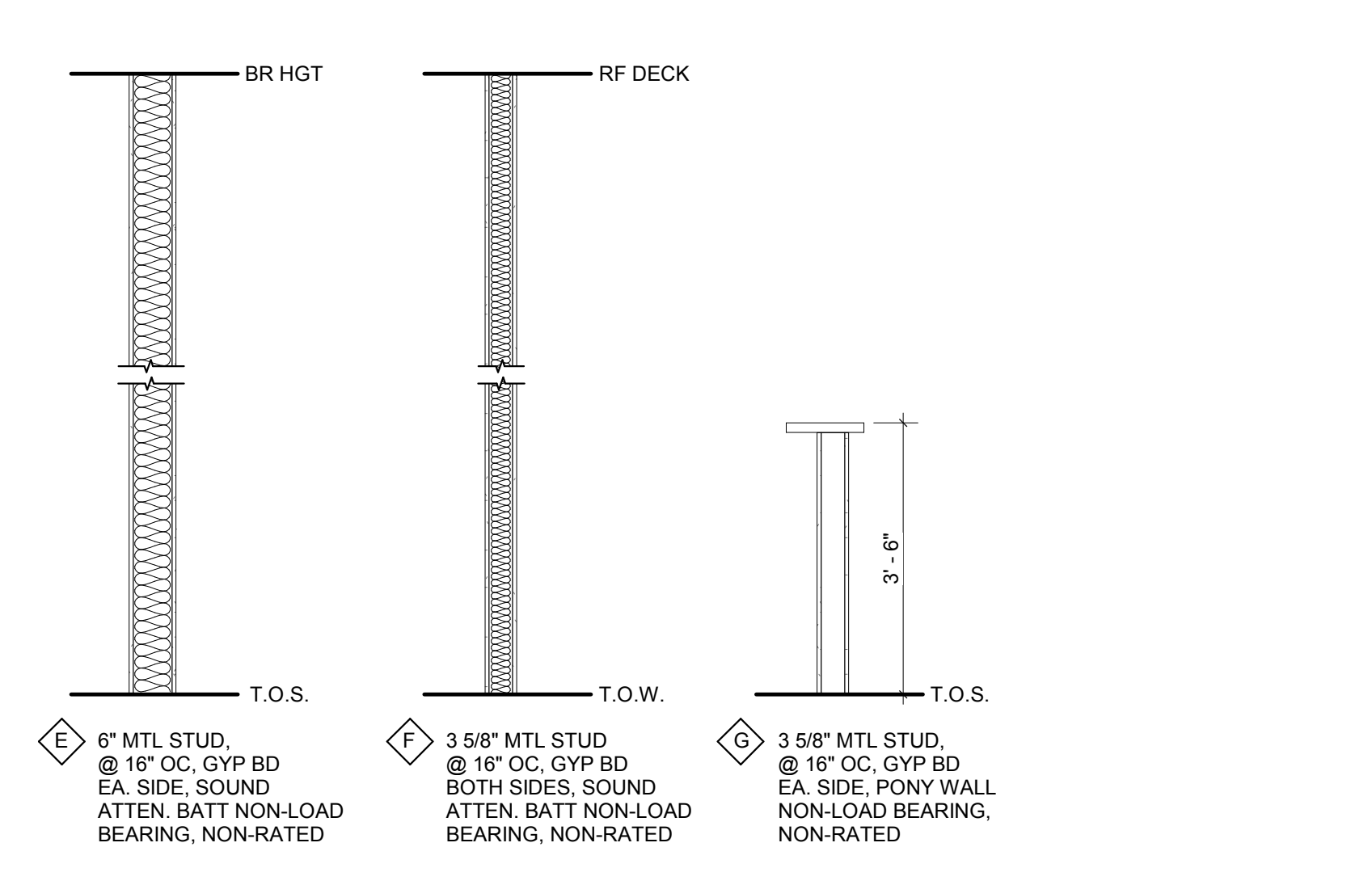
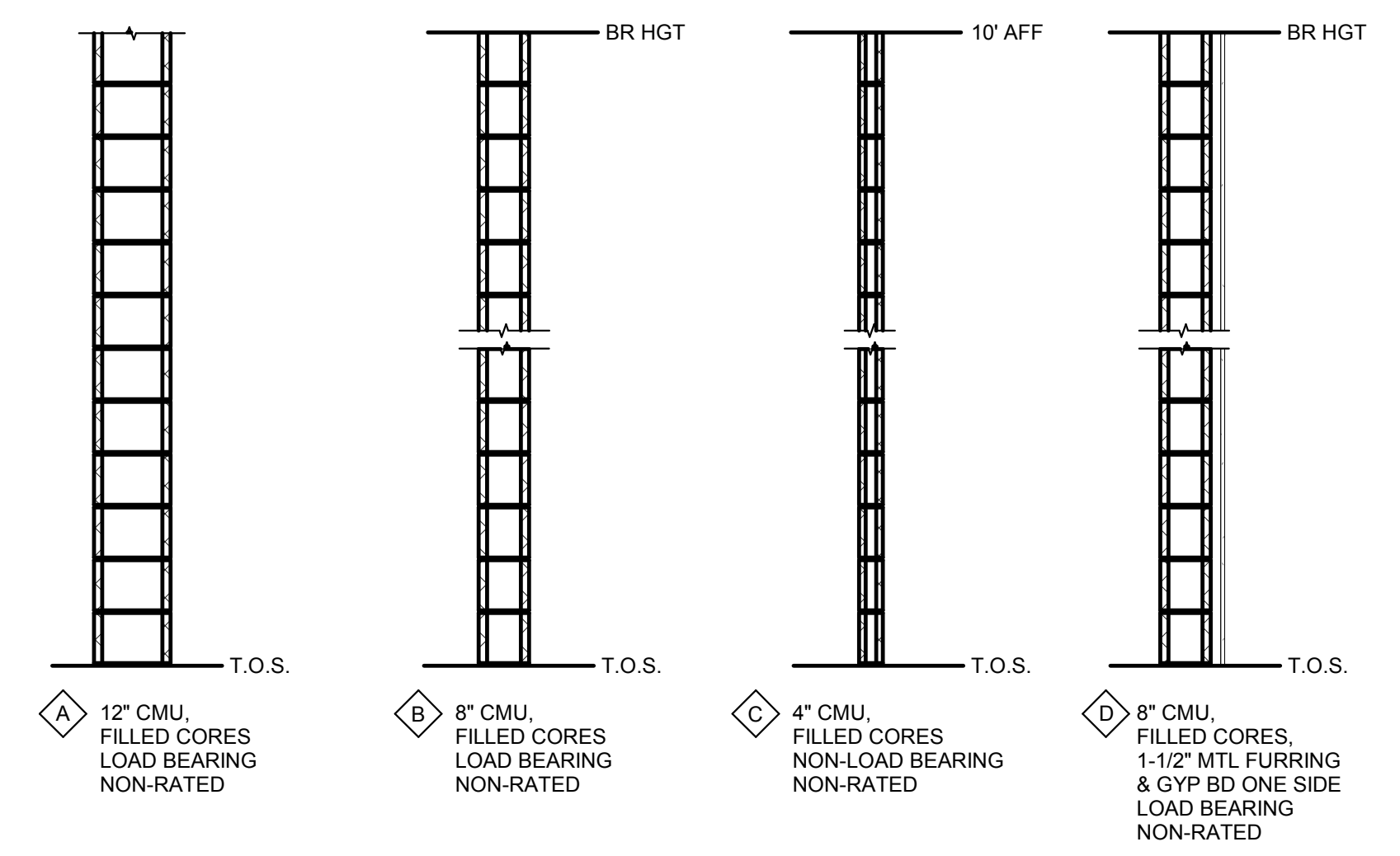
EFFINGHAM COUNTY GYMNASIUM  
 CLARENCE E. MORGAN RECREATION COMPLEX  
 1750 GA. HWY 21 S. SPRINGFIELD, GEORGIA 31329  
 WALL TYPE PLAN

DRAWING NUMBER

**A00.21**



GYMNASIUM  
102




**WALL TYPE LEGEND**  
 SCALE: 1/2" = 1'-0"

**LEGEND:**  
 - - - INDICATES WALL TYPE "F" ABOVE FROM TOP  
 OF WALL TO UNDERSIDE OF ROOF DECK.

**1 WALL TYPE PLAN**  
 1/8" = 1'-0"

THE DRAWING IS THE PROPERTY OF HUSSEY GAY BELL ARCHITECTS, INC. AND SHALL BE KEPT IN CONFIDENCE. IT IS TO BE USED ONLY FOR THE PROJECT AND SITE SPECIFICALLY IDENTIFIED HEREON. THIS DRAWING IS NOT TO BE REPRODUCED OR TRANSMITTED IN ANY FORM OR BY ANY MEANS, ELECTRONIC OR MECHANICAL, INCLUDING PHOTOCOPYING, RECORDING, OR BY ANY INFORMATION STORAGE AND RETRIEVAL SYSTEM, WITHOUT THE WRITTEN PERMISSION OF HUSSEY GAY BELL ARCHITECTS, INC.



**HUSSEY GAY BELL**  
*Established 1958*  
 329 COMMERCIAL DRIVE, SAVANNAH, GA 31406 / T: 912.354.4626

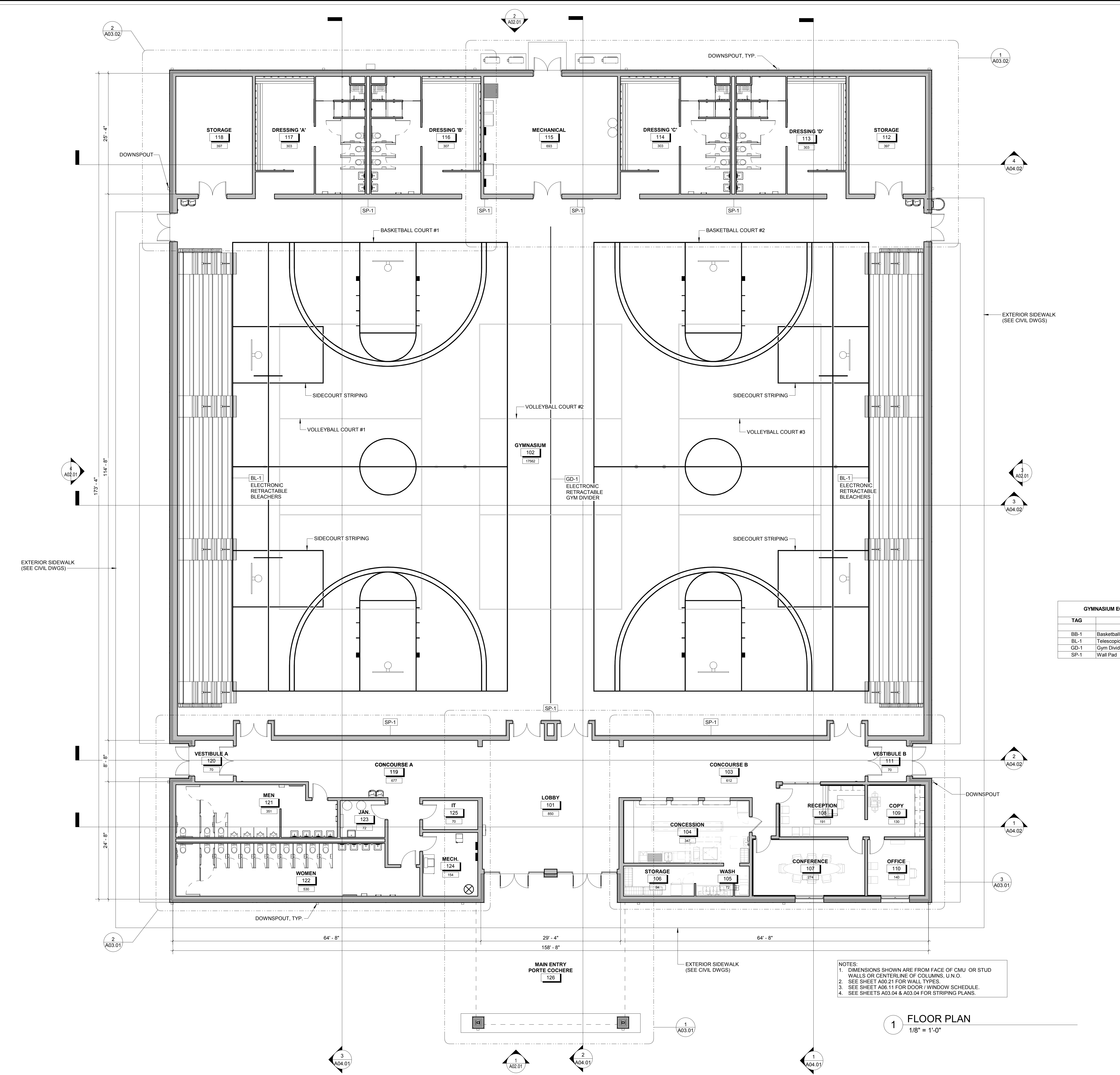
REVISIONS

NO.	DATE	DESCRIPTION

DESIGNED	DRAWN	CHECKED
RA	CL	RA
DATE: 08/02/2019		
JOB NO. 218 4802 02		
08/02/19		

**EFFINGHAM COUNTY GYMNASIUM**  
 CLARENCE E. MORGAN RECREATION COMPLEX  
 1750 GA. HWY 21 S. SPRINGFIELD, GEORGIA 31329

FLOOR PLAN  
 DRAWING NUMBER  
**A01.01**

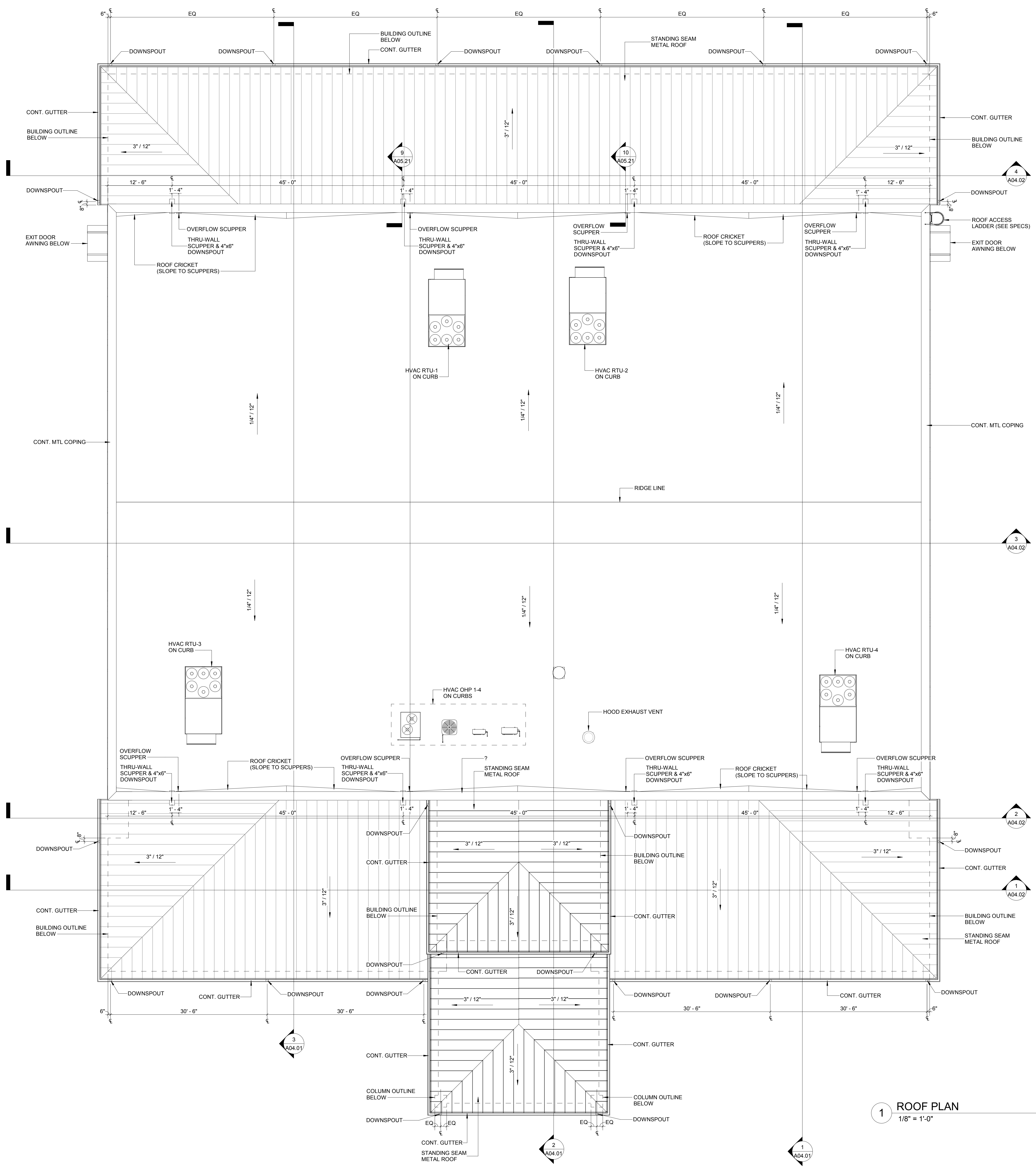


**GYMNASIUM EQUIPMENT LEGEND**

TAG	DESCRIPTION
BB-1	Basketball Backstop
BL-1	Telescopic Bleachers
GD-1	Gym Divider
SP-1	Wall Pad


NOTES:  
 1. DIMENSIONS SHOWN ARE FROM FACE OF CMU OR STUD WALLS OR CENTERLINE OF COLUMNS, U.N.O.  
 2. SEE SHEET A00.21 FOR WALL TYPES  
 3. SEE SHEET A06.11 FOR DOOR / WINDOW SCHEDULE.  
 4. SEE SHEETS A03.04 & A03.04 FOR STRIPING PLANS.

**1 FLOOR PLAN**  
 1/8" = 1'-0"



1 ROOF PLAN  
1/8" = 1'-0"

- ROOF PLAN NOTES:**
1. THE CONTRACTOR SHALL REVIEW AND COORDINATE ARCHITECTURAL, STRUCTURAL & MECHANICAL PLANS TO VERIFY UNOBSTRUCTED PLACEMENT OF THE ROOF TOP MECHANICAL EQUIPMENT AND NOTIFY THE ARCHITECT OF ANY DRAWING CONFLICTS PRIOR TO COMMENCEMENT OF WORK. DIMENSIONS, DETAILS, EQUIPMENT SIZE AND LOCATION SHOWN ON THE ROOF PLAN AND ROOF DETAILS ARE FOR INFORMATION AND REFERENCE ONLY. EXACT SIZE, LOCATION, TYPE OF MATERIAL AND CONSTRUCTION TYPE ARE THE RESPONSIBILITY OF THE SUBCONTRACTOR TO CONFIRM AND GENERAL CONTRACTOR TO COORDINATE.
  2. CONTRACTOR TO INSPECT & CERTIFY THAT ALL ROOFING APPLICATIONS ADHERE TO THE MANUFACTURER GUIDELINES. THE CONTRACTOR IS RESPONSIBLE FOR FINAL COORDINATION OF SIZE, TYPE AND LOCATION OF CURBS, DEKTTES, ROOF DRAINS AND ANY OTHER ROOF PENETRATIONS THAT MAY BE REQUIRED.
  3. SEE MECHANICAL DRAWINGS FOR ROOF MOUNTED EQUIPMENT, PENETRATIONS, CLEARANCES & SETBACKS.
  4. ALL ROOFING DETAILS SHALL CONFORM WITH SMACNA AND NRCA REQUIREMENTS.
  5. ALL DOWNSPOUTS TO BE 4"x6" RECTANGULAR. CONTRACTOR SHALL VERIFY DOWNSPOUT SIZE & LOCATIONS AND FINAL ROOF RAINWATER CALCULATION WITH ARCHITECT. CONNECT DOWNSPOUTS TO STORM WATER DRAIN SYSTEM. REFER TO CIVIL DRAWINGS.
  6. DOWNSPOUT TERMINATION NOT CONNECTED TO STORM WATER DRAIN SYSTEM TO BE STRAIGHT SHAFT TYPE WITH KICK-OUT AND SPLASHBLOCK.
  7. MINIMUM SLOPE ALLOWABLE FOR THE ROOF SHALL BE NO LESS THAN 1/4" PER FOOT. CRICKET THE UP-SLOPE SIDE OF ALL SQUARE CURBS AND PROJECTIONS OVER 20" IN WIDTH. ROOF CRICKETS SHALL BE INSTALLED AT THE BOTTOM EDGE OF THE ROOF SLOPE & SLOPE TOWARDS ROOF SCUPPERS AS SHOWN WITH A MINIMUM SLOPE OF 1/4" PER FOOT.
  8. ALL PIPING, CONDUITS, ETC. SHALL BE A MIN. 10' ABOVE ROOF SURFACE. ALL PIPING BELOW & PARALLEL TO THE ROOF PLANE SHALL HAVE PIPE HANGERS WITH PROTECTION PADS. MEP CONTRACTOR SHALL PROVIDE SUPPORTS AS REQUIRED.
  9. ALL WORK SHALL BE DONE IN ACCORDANCE WITH ACCEPTED MANUFACTURER'S INSTRUCTIONS AND NRCA STANDARDS.
  10. IF REQUIRED, PROVIDE WALKWAY PROTECTION PADS, SECURELY FASTENED PER ENGINEER'S DESIGN & FEMA 543 RECOMMENDATIONS. AROUND ALL ROOF HATCHES, ACCESS DOORS & LADDERS (TOP & BOTTOM) & ROOFTOP EQUIPMENT.
  11. CONTRACTOR TO ENSURE ALL ROOF PENETRATIONS (EQUIPMENT, SOIL STACKS, ETC.) ARE INSTALLED MIN. 2'-0" FROM OTHER DECK PENETRATIONS, RISE WALLS AND ROOF EDGE.
  12. UPON SUBSTANTIAL COMPLETION, THE CONTRACTOR SHALL EXAMINE AND ENSURE DRAIN LINES, GUTTERS & DOWNSPOUTS ARE FREE OF DEBRIS AND BLOCKAGE. FLUSH WITH WATER TO ENSURE THAT DRAINS FLOW FREELY, WHERE APPLICABLE.



**HUSSEY GAY BELL**  
Established 1958  
329 COMMERCIAL DRIVE, SAVANNAH, GA 31406 / T: 912.354.4626

REVISIONS


DESIGNED	DRAWN	CHECKED
RA	CL	RA
DATE: 08/02/2019		
JOB NO. 218.4802.02		
08/02/19		

**EFFINGHAM COUNTY GYMNASIUM**  
CLARENCE E. MORGAN RECREATION COMPLEX  
1750 GA. HWY 21 S. SPRINGFIELD, GEORGIA 31329

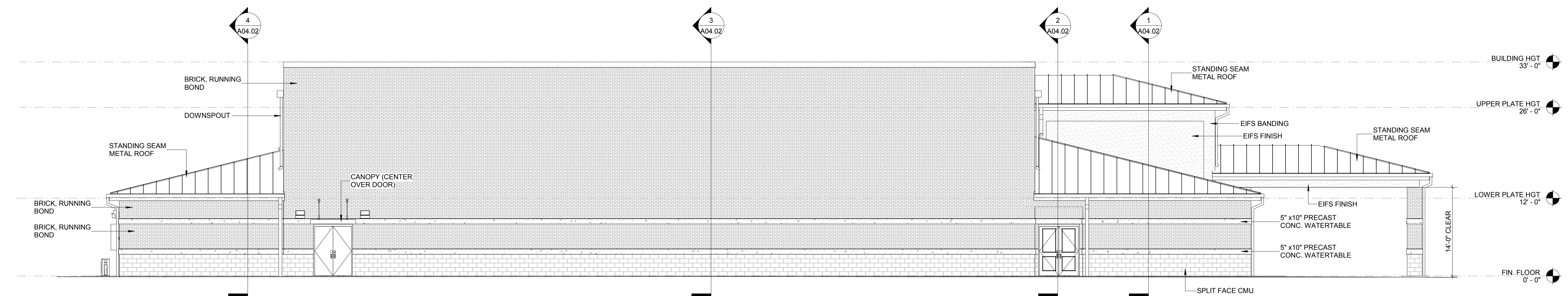
DRAWING NUMBER  
**A01.02**

This drawing is the property of HUSSEY GAY BELL ARCHITECTS, INC. and shall not be reproduced or copied without written consent of HUSSEY GAY BELL ARCHITECTS, INC. All drawings shall be the property of HUSSEY GAY BELL ARCHITECTS, INC. and shall not be reproduced or copied without written consent of HUSSEY GAY BELL ARCHITECTS, INC. All drawings shall be the property of HUSSEY GAY BELL ARCHITECTS, INC. and shall not be reproduced or copied without written consent of HUSSEY GAY BELL ARCHITECTS, INC.

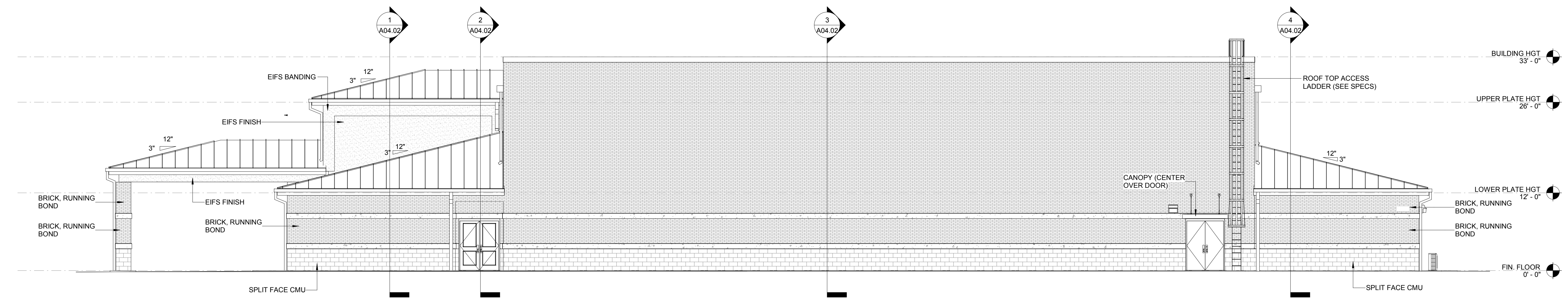


**HUSSEY GAY BELL**  
Established 1958

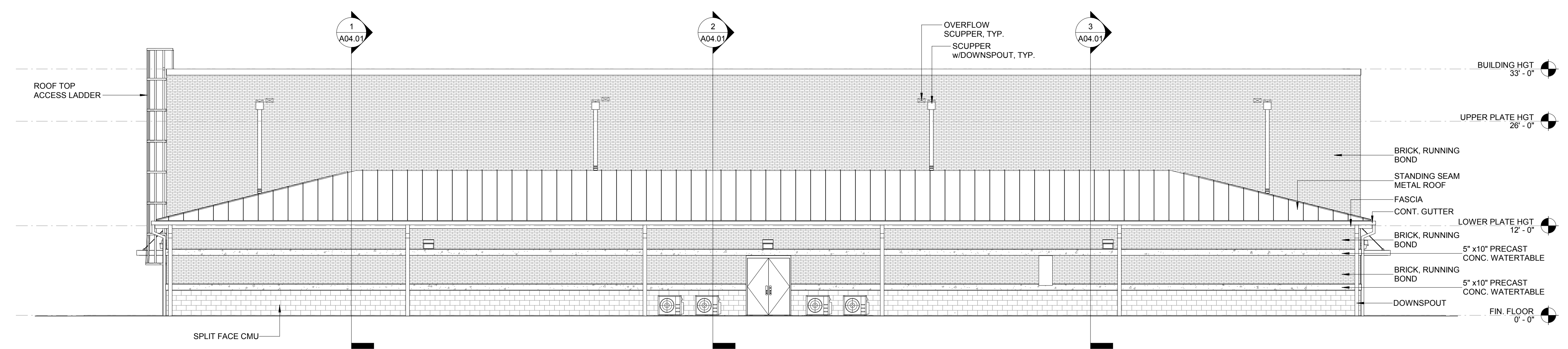
329 COMMERCIAL DRIVE, SAVANNAH, GA 31406 / T: 912.354.4626



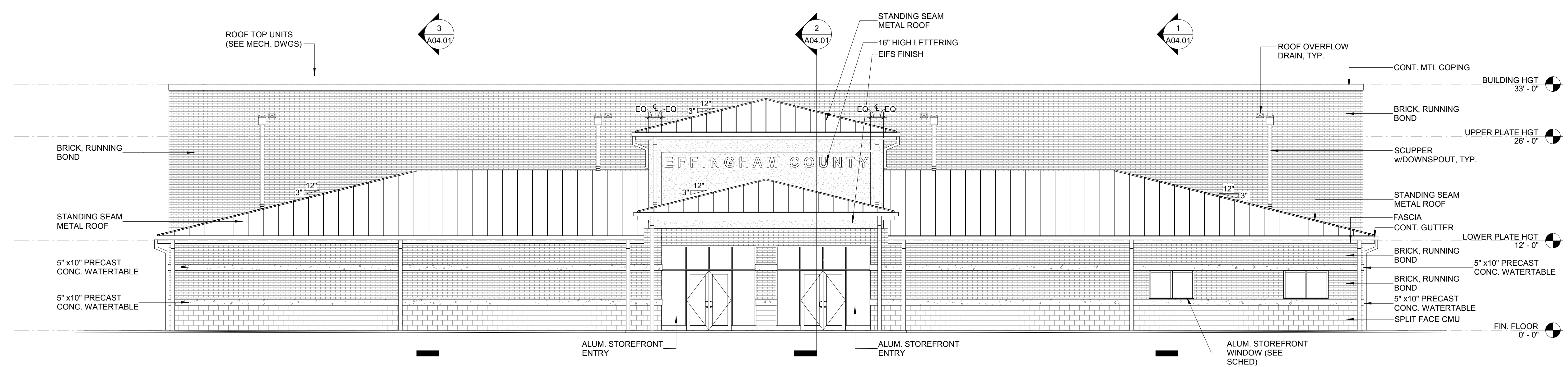
4 NORTH ELEVATION  
1/8" = 1'-0"



3 SOUTH ELEVATION  
1/8" = 1'-0"



2 EAST ELEVATION  
1/8" = 1'-0"



1 WEST ELEVATION  
1/8" = 1'-0"

1/8" = 12"

Copyright © 2019 Hussey Gay Bell, Inc. All rights reserved. This drawing is the property of Hussey Gay Bell, Inc. and is not to be reproduced or used in any way without the written consent of Hussey Gay Bell, Inc. The drawings are prepared for the project described herein and are not to be used for any other project without the written consent of Hussey Gay Bell, Inc.

REVISIONS

NO.	DATE	DESCRIPTION
-----	------	-------------

DESIGNED	DRAWN	CHECKED
RA	CL	RA
DATE: 08/02/2019		
JOB NO. 218 4802 02		
08/02/19		


EFFINGHAM COUNTY GYMNASIUM  
CLARENCE E. MORGAN RECREATION COMPLEX  
1750 GA. HWY 21 S. SPRINGFIELD, GEORGIA 31329

BUILDING ELEVATIONS

DRAWING NUMBER

A02.01





**HUSSEY GAY BELL**  
*Established 1958*  
 329 COMMERCIAL DRIVE, SAVANNAH, GA 31406 | T: 912.354.4626

REVISIONS

NO.	DATE	DESCRIPTION

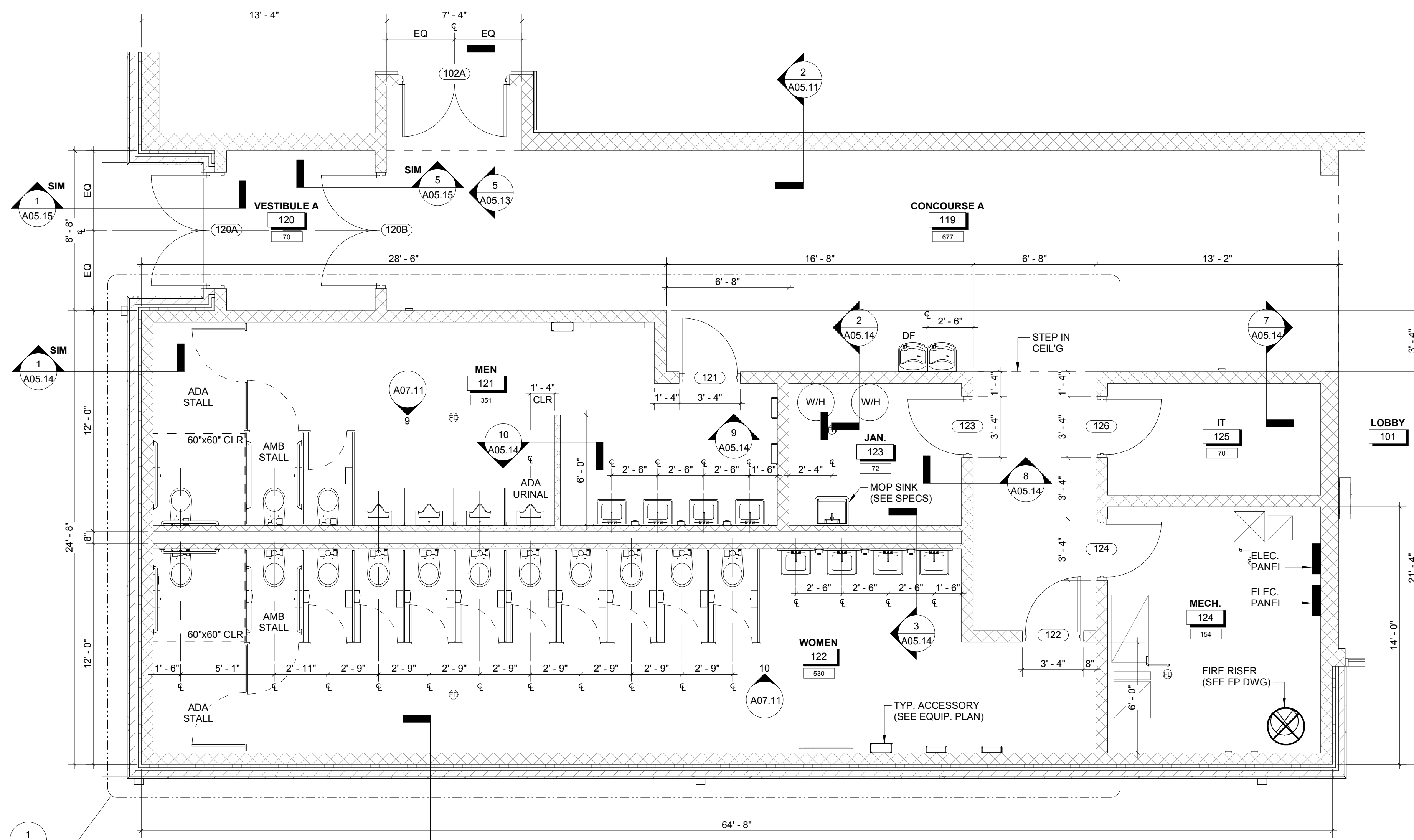
DESIGNED	DRAWN	CHECKED
RA	CL	RA
DATE: 08/02/2019		
JOB NO. 218 4802 02		
08/02/19		

**EFFINGHAM COUNTY GYMNASIUM**  
 CLARENCE E. MORGAN RECREATION COMPLEX  
 1750 GA. HWY 21 S. SPRINGFIELD, GEORGIA 31329

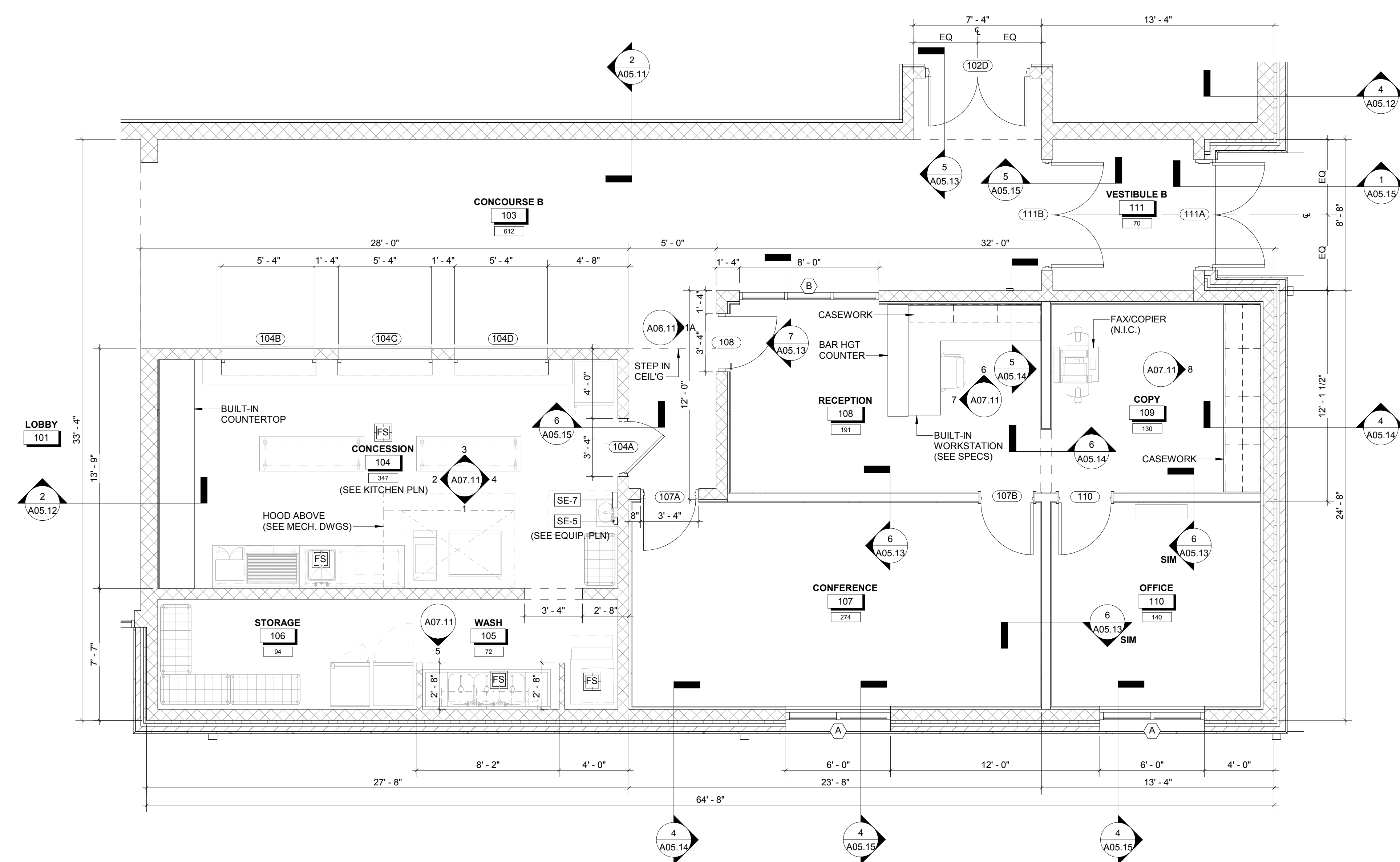
DRAWING NUMBER

**A03.01**

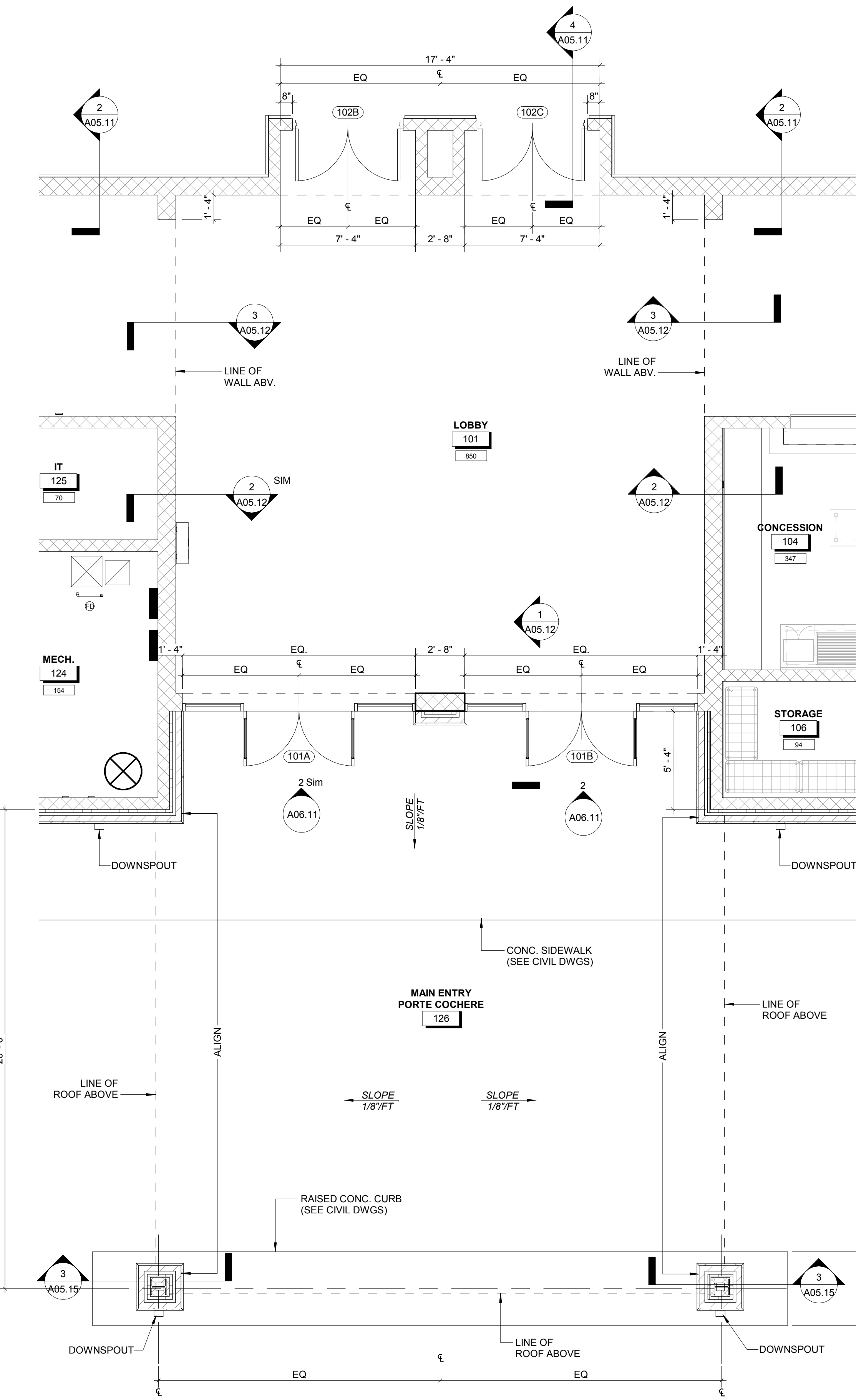
ENLARGED FLOOR PLANS



2 ENLARGED BATHROOM PLAN  
 1/4" = 1'-0"



3 ENLARGED CONCESSION / OFFICE PLAN  
 1/4" = 1'-0"




1 ENLARGED ENTRY PLAN  
 1/4" = 1'-0"

- PLAN NOTES:**
- DIMENSIONS ARE FROM FACE OF CMU OR STUD WALLS & CENTERLINE OF COLUMNS, U.N.O.
  - SEE SHEET 000.02 FOR ADA STALL CLEARANCES. DIMENSIONS AND FIXTURE & ACCESSORY PLACEMENT.
  - SEE SHEET A00.21 FOR WALL TYPES.
  - SEE SHEET A06.11 FOR DOOR / WINDOW SCHEDULE.
  - SEE SHEET A10.21 FOR EQUIPMENT IDENTIFICATION.

- RESTROOM PLAN NOTES:**
- ALL RESTROOM PLUMBING FIXTURES, ACCESSORIES, ETC. TO BE ADA COMPLIANT THROUGHOUT U.N.O.
  - RESTROOM DOOR CLOSERS SHALL BE INSTALLED PER MANUFACTURER'S SPECS AND CLOSER FORCE ADJUSTED PER ADA STANDARDS.
  - ALL DOORS SHALL HAVE ADA APPROVED LEVER HARDWARE TO MEET 32" MINIMUM CLEAR SPACE.
  - ALL SIGNAGE SHALL BE INSTALLED IN ACCORDANCE WITH SECTION 703 OF 2010 DOJ ADA STANDARDS.
  - PROVIDE REQUIRED SIGNAGE INDICATING ACCESSIBLE ENTRY WITH THE INTERNATIONAL SYMBOL OF ACCESSIBILITY.
  - KEEP ALL FURNISHINGS OUT OF CLEAR PATH OF TRAVEL.
  - INSTALL ALL MIRRORS TO MAX. 40" AFF TO THE BOTTOM OF THE REFLECTING SURFACE OF MIRROR.
  - DRAIN LINES SHALL BE CONCEALED WITHIN WALLS.
  - INSTALL INSULATION ON ALL PIPES BELOW LAVATORIES TO COMPLY WITH ADA REQUIREMENTS.
  - COUNTERS/LAVATORIES SHALL BE INSTALLED TO MAX +34" A.F.F.
  - FLUSH CONTROL SHALL BE ON 'OPEN' SIDE OF TOILET IN ADA DESIGNATED STALLS.
  - CONTRACTOR TO PROVIDE ARCHITECT WITH SHOP DRAWINGS OF METAL TOILET PARTITIONS FOR APPROVAL PRIOR TO ORDERING.

- CONCESSION NOTES:**
- SEE SHEET 010 FOR CONCESSION EQUIPMENT IDENTIFICATION.
  - LIGHTING OVER FOOD STORAGE AREAS, FOOD PREPARATION AREAS AND FOOD DISPLAY AREAS SHALL BE SHIELDED WITH ACRYLIC DIFFUSERS.
  - ATTACHED EQUIPMENT SHALL BE ADEQUATELY SPACED FROM THE WALLS TO PROVIDE FOR EASY ACCESS FOR CLEANING OR WILL BE SEALED TO THE WALL.
  - FLOOR MOUNTED EQUIPMENT SHALL BE ELEVATED TO A MINIMUM OF SIX (6) INCHES ABOVE THE FLOOR. BE SEALED TO THE FLOOR OR BE PORTABLE WITH SIX (6) INCH LEGS. COUNTER MOUNTED EQUIPMENT SHALL BE ELEVATED A MINIMUM OF FOUR (4) INCHES ABOVE THE COUNTER, SEALED TO THE COUNTER OR BE PORTABLE.
  - THE FLOORS, WALLS AND CEILING IN THE KITCHEN, WASHING AND PREP AREA WILL BE SMOOTH, NON-ABSORBANT, EASILY CLEANABLE AND LIGHT OF COLOR. PROVIDE COVE BASE THROUGHOUT.
  - CONTRACTOR TO VERIFY FLOOR DRAIN / GREASE TRAP LOCATIONS w/EQUIPMENT PER MANUFACTURER'S SPECIFICATIONS.



**HUSSEY GAY BELL**  
*Established 1958*  
 329 COMMERCIAL DRIVE, SAVANNAH, GA 31406 / T: 912.354.4626

DESIGNED	DRAWN	CHECKED
RA	CL	RA
DATE: 08/02/2019		
JOB NO. 218 4802 02		
08/02/19		

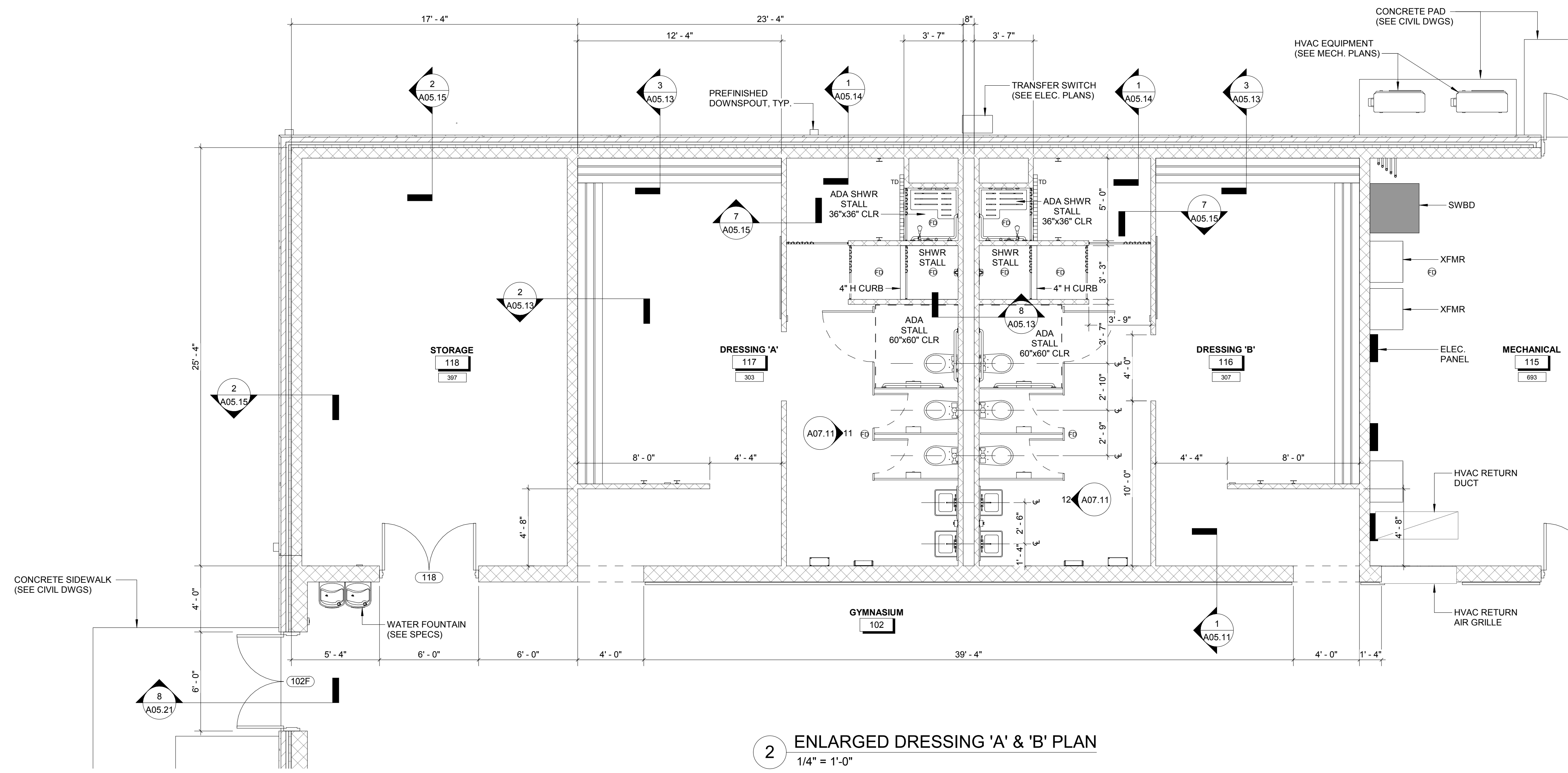
**EFFINGHAM COUNTY GYMNASIUM**  
 CLARENCE E. MORGAN RECREATION COMPLEX  
 1750 GA. HWY 21 S. SPRINGFIELD, GEORGIA 31329

DRAWING NUMBER

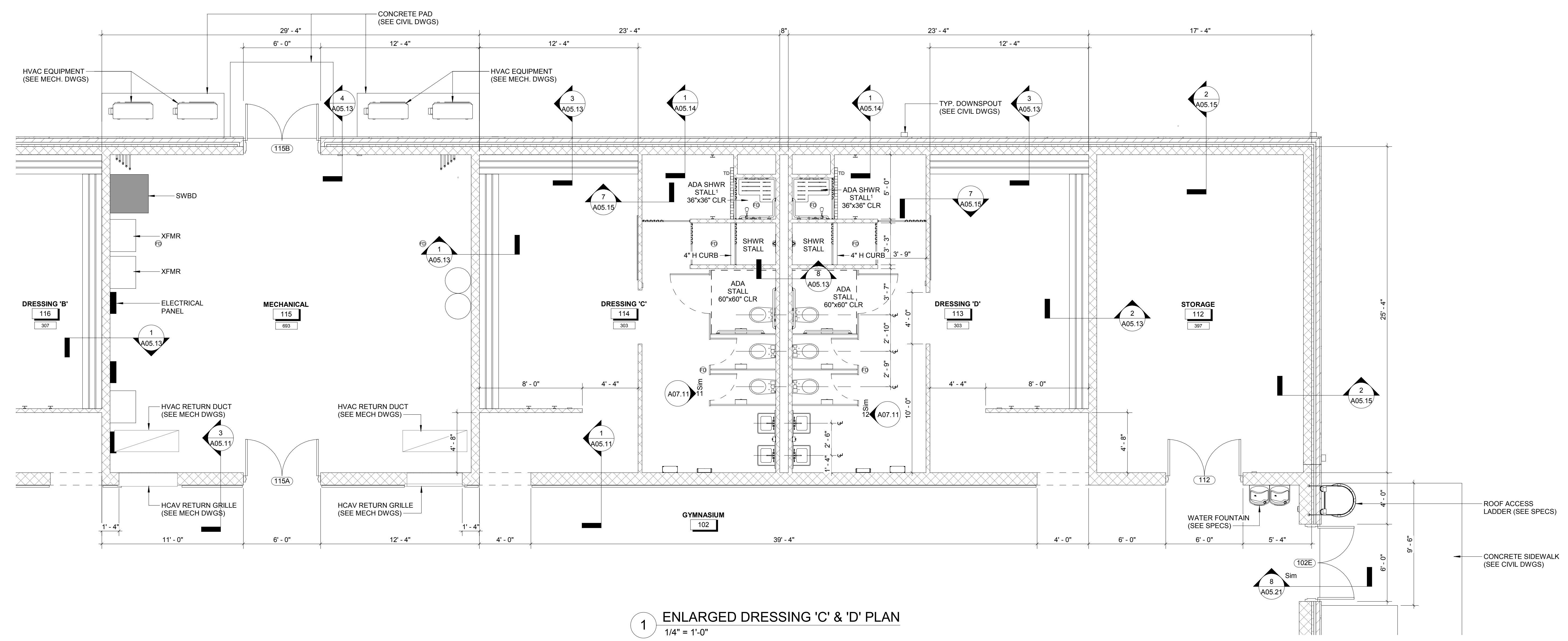
**A03.02**

ENLARGED FLOOR PLANS


- NOTES:**
- DIMENSIONS ARE FROM FACE OF CMU WALLS.
  - DRESSING ROOMS ARE MIRROR IMAGES OF EACH OTHER. DIMENSIONS, FIXTURES & ACCESSORY TYPES AND NUMBERS SHALL MATCH THROUGHOUT. SEE EQUIPMENT PLANS FOR EQUIPMENT IDENTIFICATION.
  - SEE SHEET G00.02 FOR ADA SHOWER AND ADA STALL CLEARANCES, DIMENSIONS AND FIXTURE & ACCESSORY PLACEMENT.
- RESTROOM PLAN NOTES:**
- ALL RESTROOM PLUMBING FIXTURES, ACCESSORIES, ETC. TO BE ADA COMPLIANT THROUGHOUT U.O.
  - RESTROOM DOOR CLOSERS SHALL BE INSTALLED PER MANUFACTURER'S SPECS AND CLOSER FORCE ADJUSTED PER ADA STANDARDS.
  - ALL DOORS SHALL HAVE ADA APPROVED LEVER HARDWARE TO MEET 32" MINIMUM CLEAR SPACE.
  - ALL SIGNAGE SHALL BE INSTALLED IN ACCORDANCE WITH SECTION 703 OF 2010 DOJ ADA STANDARDS.
  - PROVIDE REQUIRED SIGNAGE INDICATING ACCESSIBLE ENTRY WITH THE INTERNATIONAL SYMBOL OF ACCESSIBILITY.
  - KEEP ALL FURNISHINGS OUT OF CLEAR PATH OF TRAVEL.
  - INSTALL ALL MIRRORS TO MAX +40" AFF TO THE BOTTOM OF THE REFLECTING SURFACE OF MIRROR.
  - DRAIN LINES SHALL BE CONCEALED WITHIN WALLS.
  - INSTALL INSULATION ON ALL PIPES BELOW LAVATORIES TO COMPLY WITH ADA REQUIREMENTS.
  - COUNTERS/LAVATORIES SHALL BE INSTALLED TO MAX +34" A.F.F.
  - FLUSH CONTROL SHALL BE ON 'OPEN' SIDE OF TOILET IN ADA DESIGNATED STALLS.
  - CONTRACTOR TO PROVIDE ARCHITECT WITH SHOP DRAWINGS OF METAL TOILET PARTITIONS FOR APPROVAL PRIOR TO ORDERING.



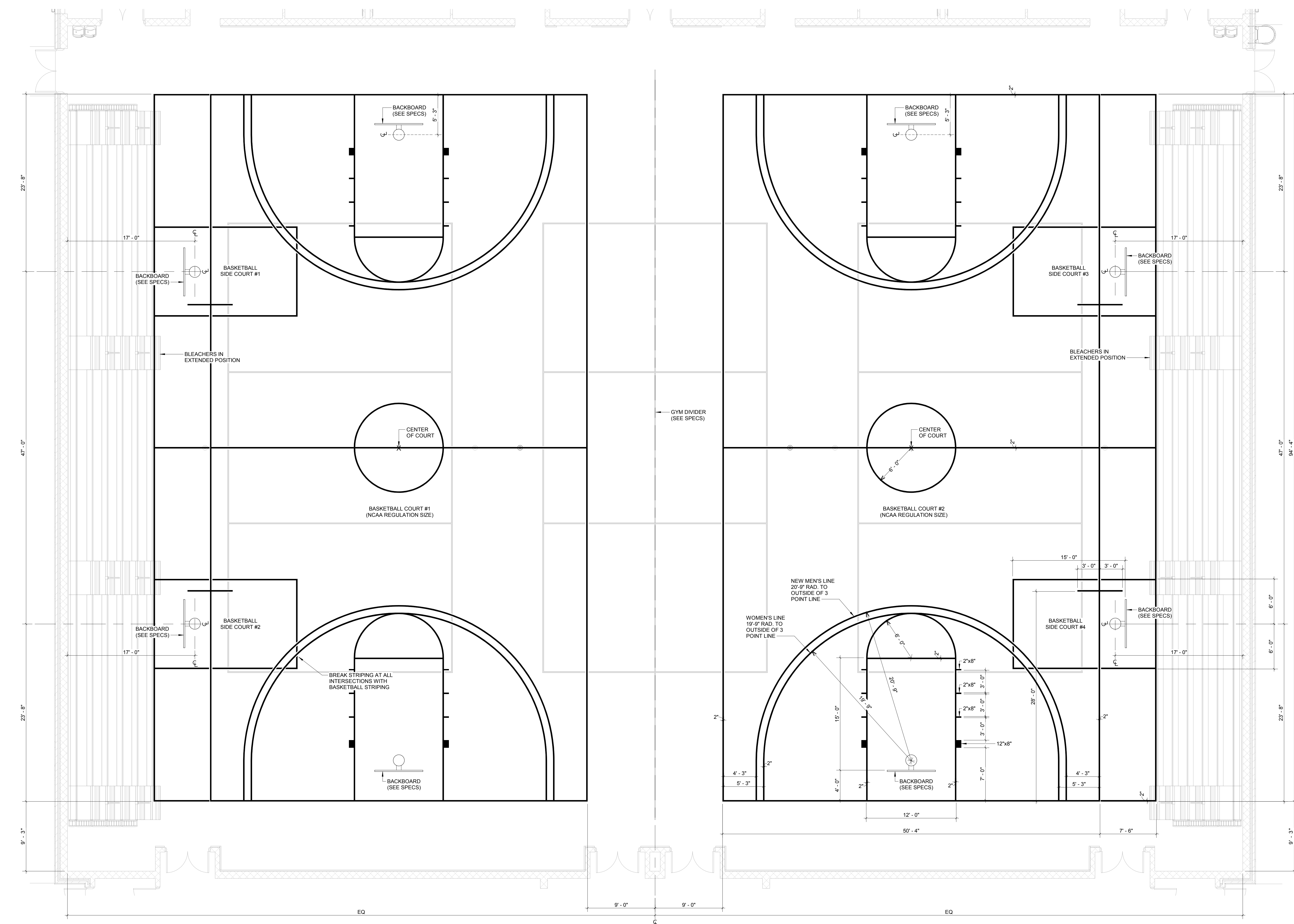
**2 ENLARGED DRESSING 'A' & 'B' PLAN**  
 1/4" = 1'-0"



**1 ENLARGED DRESSING 'C' & 'D' PLAN**  
 1/4" = 1'-0"



**HUSSEY GAY BELL**  
*Established 1958*  
 329 COMMERCIAL DRIVE, SAVANNAH, GA 31406 / T: 912.354.4626



**1 BASKETBALL COURT STRIPING PLAN**  
 3/16" = 1'-0" (NCAA STANDARDS)


- NOTES:
- BASKETBALL COURT LAYOUT IS BASED ON NCAA STANDARDS. REFER TO OFFICIAL NCAA GUIDELINES FOR ANY CLARIFICATION.
  - FINAL ATHLETIC FLOORING DESIGN SHALL BE SUBMITTED TO ARCHITECT FOR APPROVAL PRIOR TO FABRICATION.
  - BASKETBALL COURTS ARE IDENTICAL IN SIZE, COLOR, DIMENSIONING AND FINISH TYPE.
  - ALL STRIPING SHALL BE 2" WIDE, TYP. U.N.O.
  - BASKETBALL COURT STRIPING SHALL BE OF A DIFFERENT COLOR THAN THE BASKETBALL SIDE COURTS & VOLLEYBALL COURT STRIPING.

DESIGNED	DRAWN	CHECKED
RA	CL	RA
DATE: 08/02/2019		
JOB NO. 218 4802 02		
08/02/19		

**EFFINGHAM COUNTY GYMNASIUM**  
 CLARENCE E. MORGAN RECREATION COMPLEX  
 1750 GA. HWY 21 S. SPRINGFIELD, GEORGIA 31329  
**BASKETBALL COURT STRIPING PLAN**

DRAWING NUMBER

**A03.03**



**HUSSEY GAY BELL**  
Established 1958

329 COMMERCIAL DRIVE, SAVANNAH, GA 31406 / T: 912.354.4626

NO.	DATE	DESCRIPTION

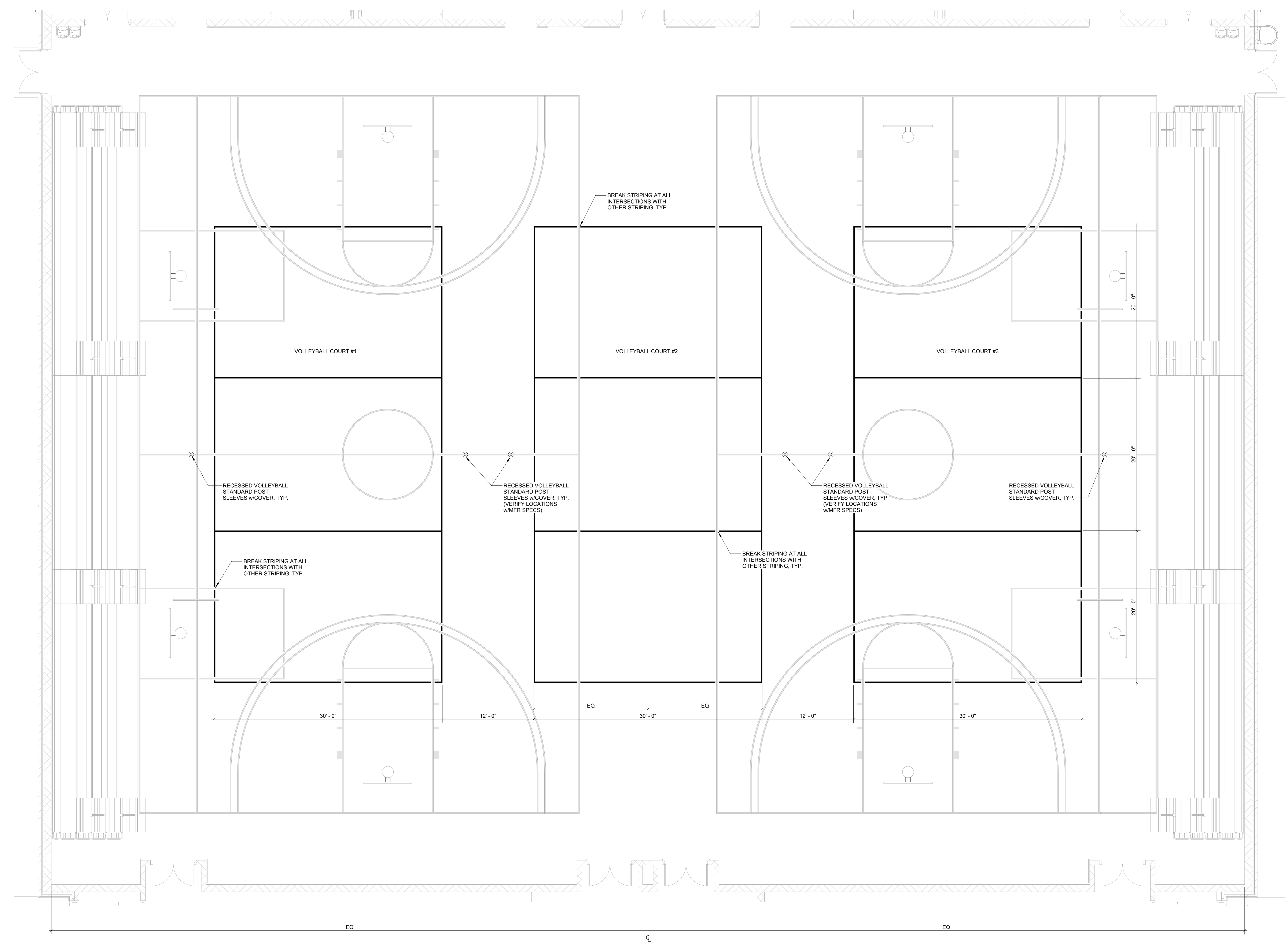
DESIGNED	DRAWN	CHECKED
RA	CL	RA
DATE: 08/02/2019		
JOB NO. 218 4802 02		
08/02/19		

**EFFINGHAM COUNTY GYMNASIUM**  
CLARENCE E. MORGAN RECREATION COMPLEX  
1750 GA. HWY 21 S. SPRINGFIELD, GEORGIA 31329

**VOLLEYBALL COURT STRIPING PLAN**

DRAWING NUMBER


**A03.04**



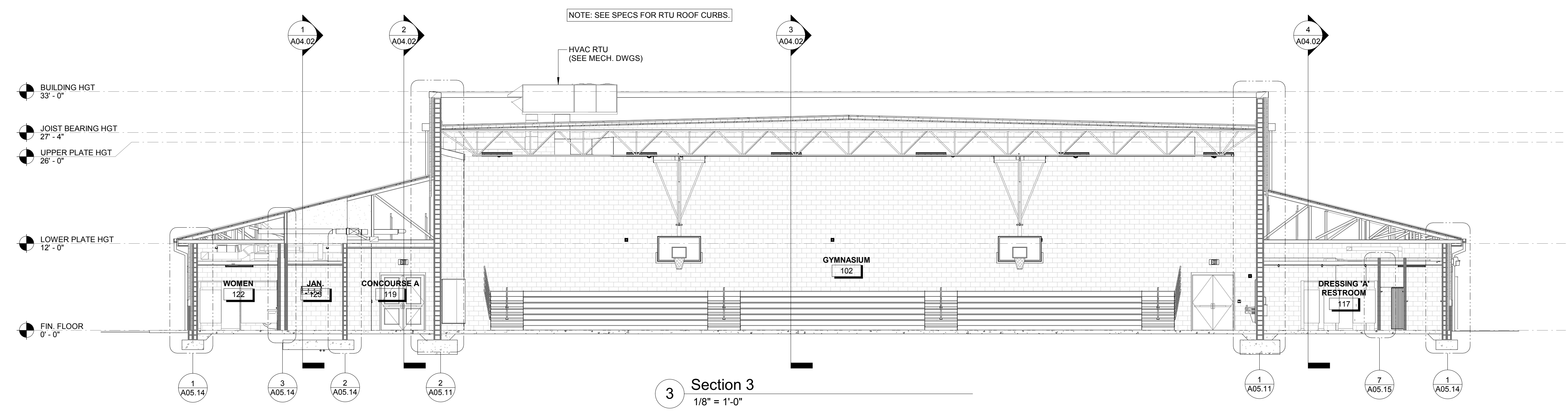
**1 VOLLEYBALL COURT STRIPING PLAN**  
3/16" = 1'-0"

- NOTES:
- VOLLEYBALL COURT LAYOUT IS BASED ON NCAA STANDARDS. REFER TO OFFICIAL NCAA GUIDELINES FOR ANY CLARIFICATION.
  - FINAL ATHLETIC FLOORING DESIGN SHALL BE SUBMITTED TO ARCHITECT FOR APPROVAL PRIOR TO ORDERING.
  - BASKETBALL COURTS ARE IDENTICAL IN SIZE, COLOR, DIMENSIONING AND FINISH TYPE.
  - ALL STRIPING SHALL BE 2" WIDE. TYP. U.N.O.
  - BASKETBALL COURT STRIPING SHALL BE OF A DIFFERENT COLOR THAN THE BASKETBALL SIDE COURTS & VOLLEYBALL COURT STRIPING.
  - CONTRACTOR TO VERIFY NETTING POST SLEEVE LOCATIONS WITH MANUFACTURER.

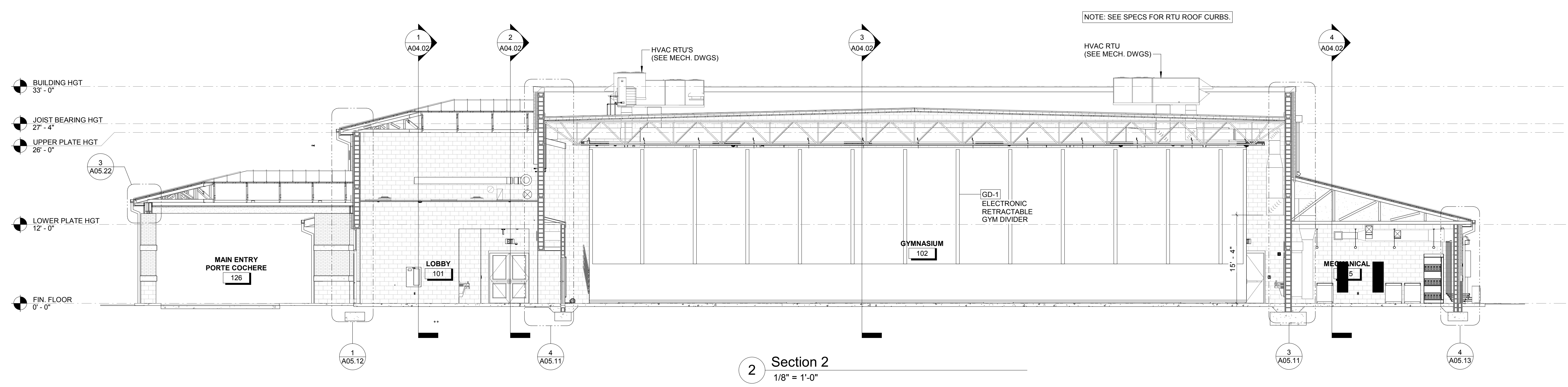
COPYRIGHT & REPRODUCTION OF THIS DRAWING IS PROHIBITED. PERMISSION TO REPRODUCE THIS DRAWING IS GRANTED BY ARCHITECT FOR PROJECT ONLY. THIS DRAWING IS NOT TO BE USED FOR OTHER PROJECTS WITHOUT THE WRITTEN CONSENT OF ARCHITECT.



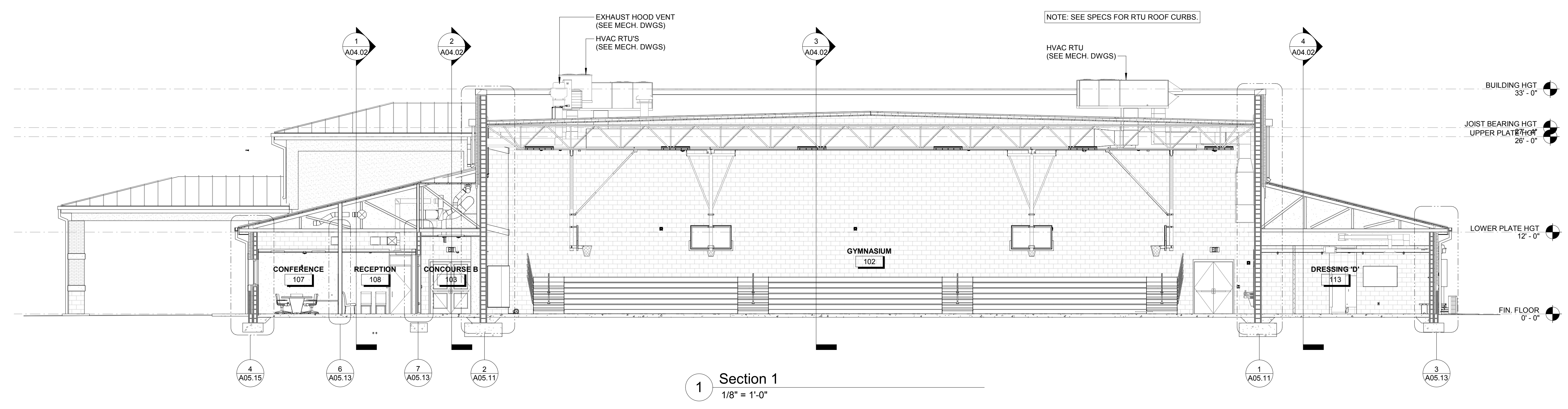
**HUSSEY GAY BELL**  
*Established 1958*  
 329 COMMERCIAL DRIVE, SAVANNAH, GA 31406 / T: 912.354.4626



3 Section 3  
 1/8" = 1'-0"



2 Section 2  
 1/8" = 1'-0"



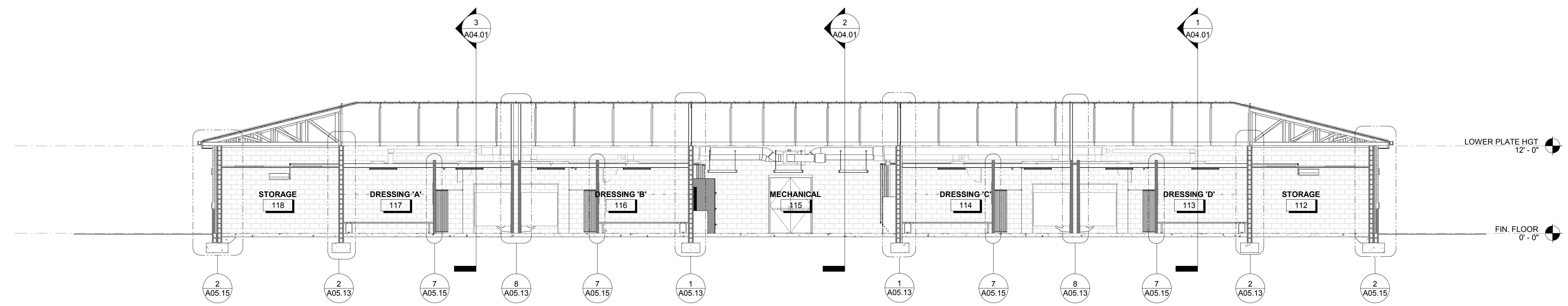

1 Section 1  
 1/8" = 1'-0"

REVISIONS

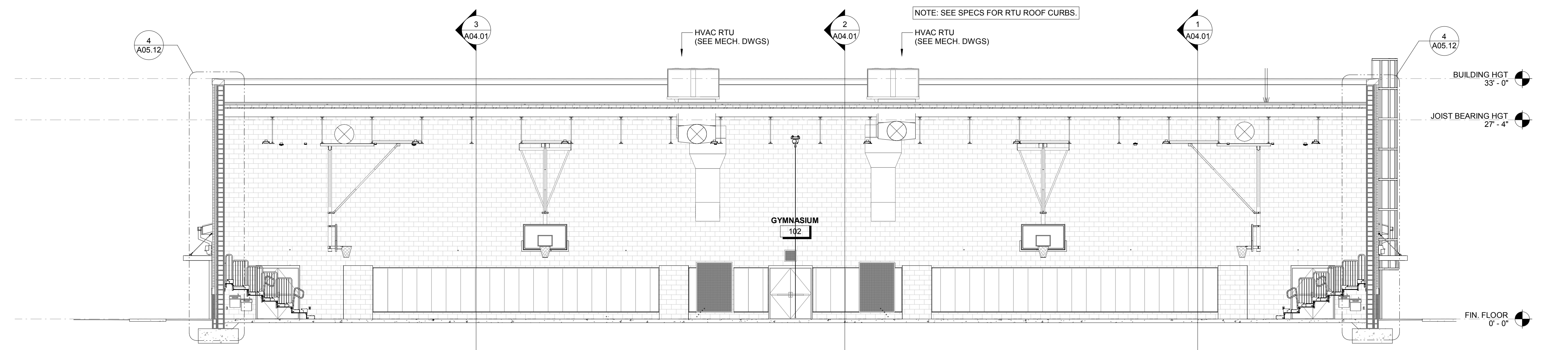

DESIGNED	DRAWN	CHECKED
RA	CL	RA
DATE: 08/02/2019		
JOB NO. 218 4802 02		
08/02/19		

EFFINGHAM COUNTY GYMNASIUM  
 CLARENCE E. MORGAN RECREATION COMPLEX  
 1750 GA. HWY 21 S. SPRINGFIELD, GEORGIA 31329  
 OVERALL BUILDING SECTIONS

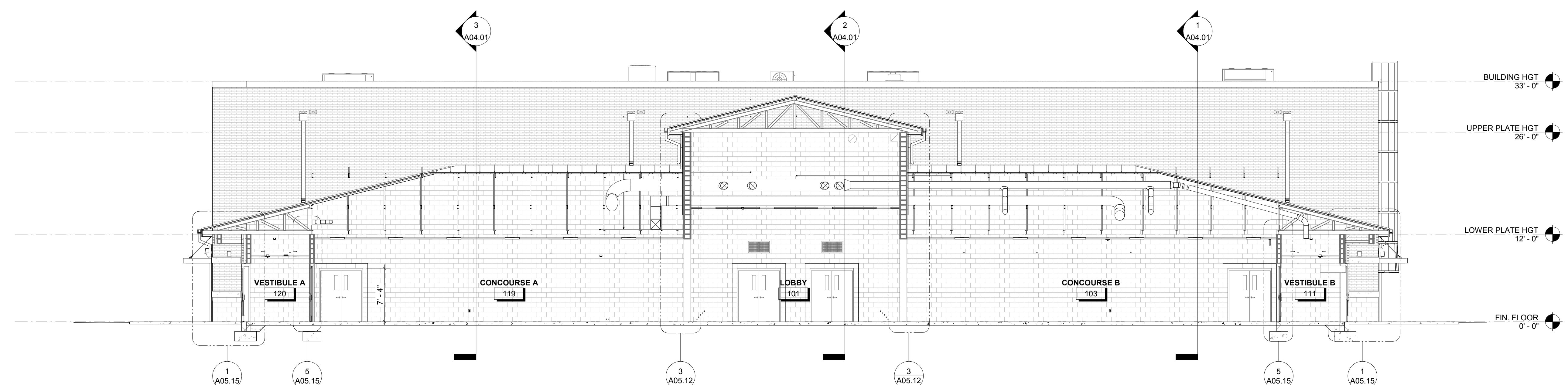
DRAWING NUMBER  
**A04.01**



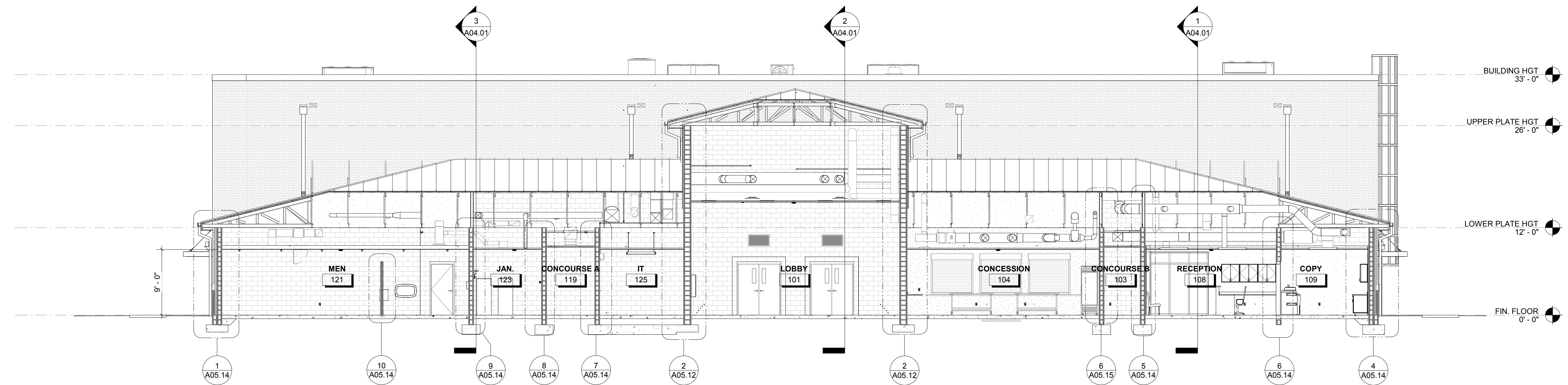
4 Section 7  
1/8" = 1'-0"



3 Section 6  
1/8" = 1'-0"



2 Section 5  
1/8" = 1'-0"



1 Section 4  
1/8" = 1'-0"


**HUSSEY GAY BELL**  
Established 1958  
329 COMMERCIAL DRIVE, SAVANNAH, GA 31406 / T: 912.354.4626

DESIGNED	DRAWN	CHECKED
RA	CL	RA
DATE: 08/02/2019		
JOB NO. 218 4802 02		
08/02/19		

**EFFINGHAM COUNTY GYMNASIUM**  
CLARENCE E. MORGAN RECREATION COMPLEX  
1750 GA. HWY 21 S. SPRINGFIELD, GEORGIA 31329

DRAWING NUMBER

**A04.02**




**HUSSEY GAY BELL**  
*Established 1958*  
 329 COMMERCIAL DRIVE, SAVANNAH, GA 31406 | T: 912.354.4626


REVISIONS


DESIGNED	DRAWN	CHECKED
RA	CL	RA
DATE: 08/02/2019		
JOB NO. 218.4802.02		
08/02/19		

**EFFINGHAM COUNTY GYMNASIUM**  
 CLARENCE E. MORGAN RECREATION COMPLEX  
 1750 GA. HWY 21 S. SPRINGFIELD, GEORGIA 31329

WALL SECTIONS  
 DRAWING NUMBER  
**A05.11**





**HUSSEY GAY BELL**  
*Established 1958*  
 329 COMMERCIAL DRIVE, SAVANNAH, GA 31406 | T: 912.354.4626

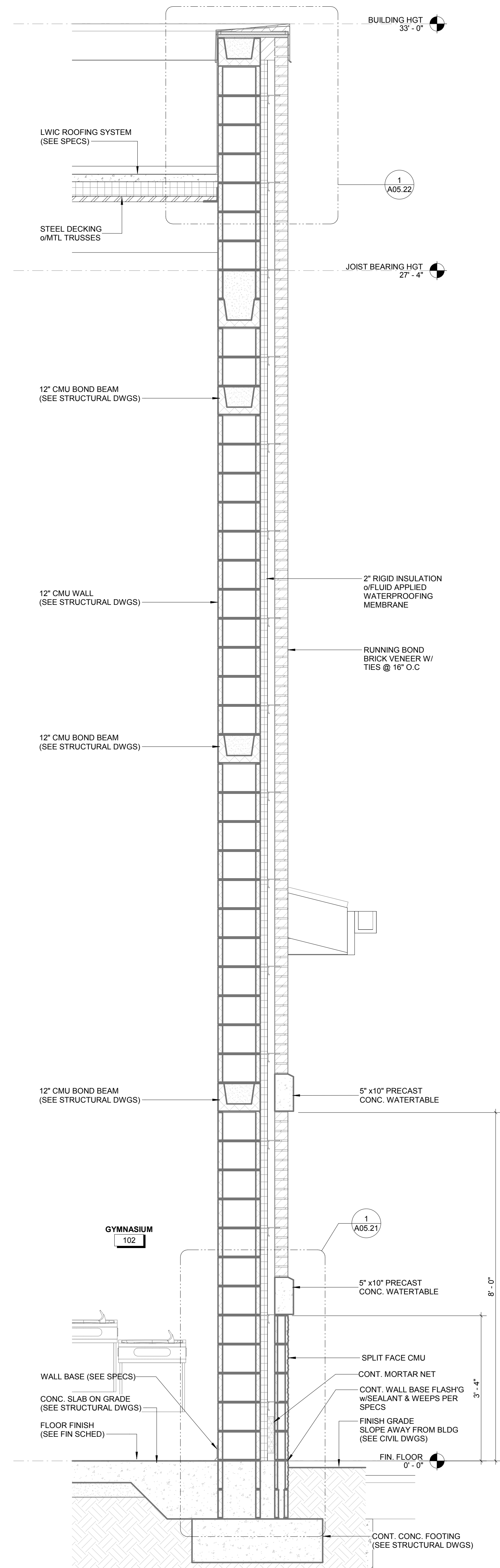
REVISIONS


DESIGNED	DRAWN	CHECKED
RA	CL	RA
DATE: 08/02/2019		
JOB NO. 218 4802 02		
08/02/19		

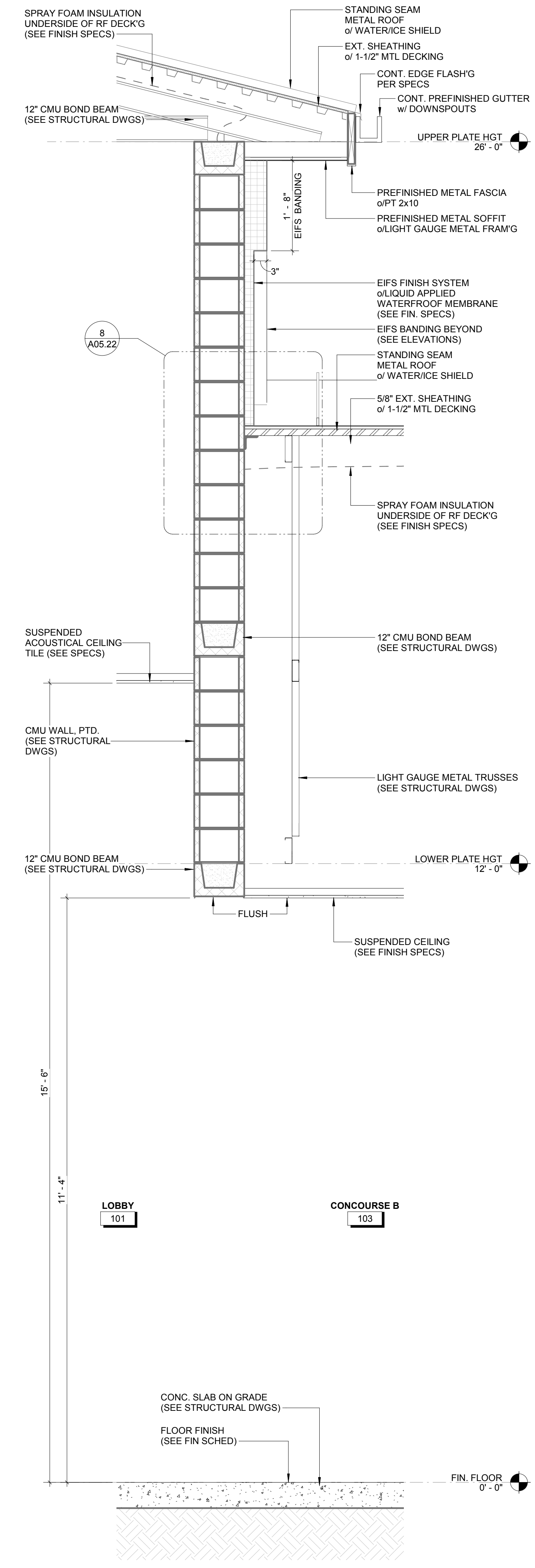
EFFINGHAM COUNTY GYMNASIUM  
 CLARENCE E. MORGAN RECREATION COMPLEX  
 1750 GA. HWY 21 S. SPRINGFIELD, GEORGIA 31329

DRAWING NUMBER

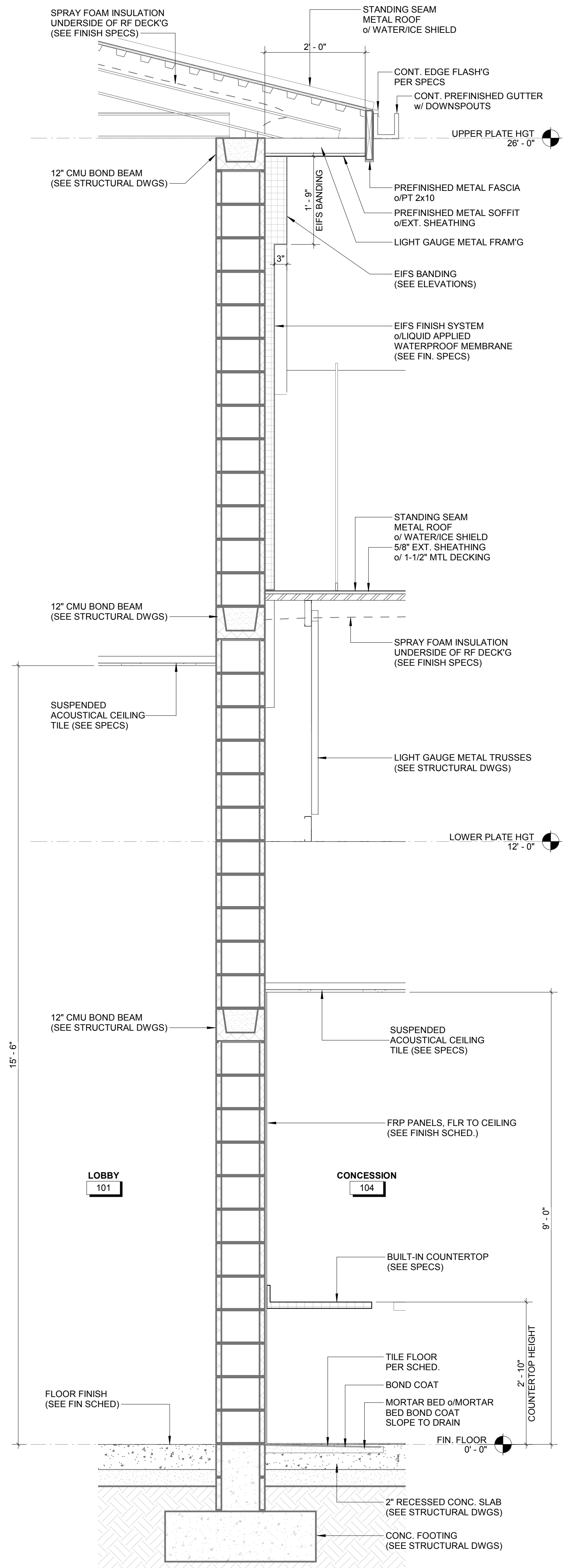
**A05.12**



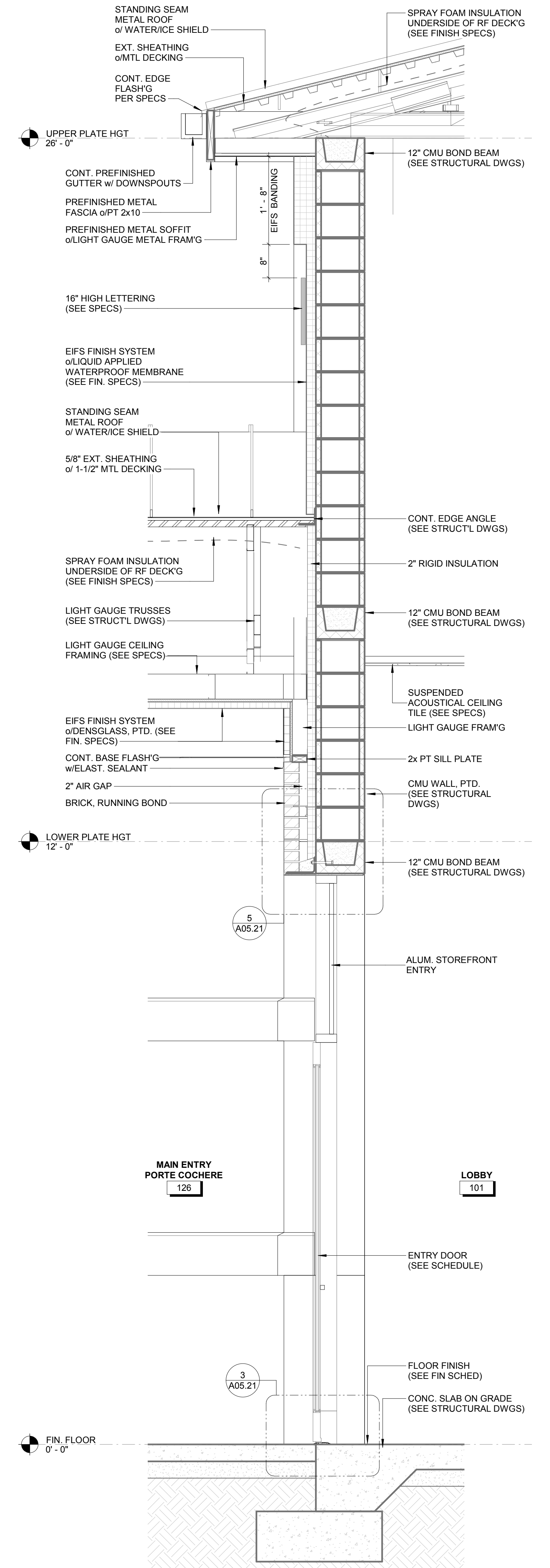
**4 GYM WALL SECTION**  
 3/4" = 1'-0"



**3 UPPER WALL SECTION @ LOBBY**  
 3/4" = 1'-0"



**2 WALL SECTION @ LOBBY**  
 3/4" = 1'-0"



**1 WALL SECTION @ ENTRY**  
 3/4" = 1'-0"

This drawing is for project #152522. It is to be used in conjunction with the project description and specifications. The designer shall be responsible for all errors and omissions. The contractor shall be responsible for all construction details.





**HUSSEY GAY BELL**  
*Established 1958*  
 329 COMMERCIAL DRIVE, SAVANNAH, GA 31406 | T: 912.354.4626

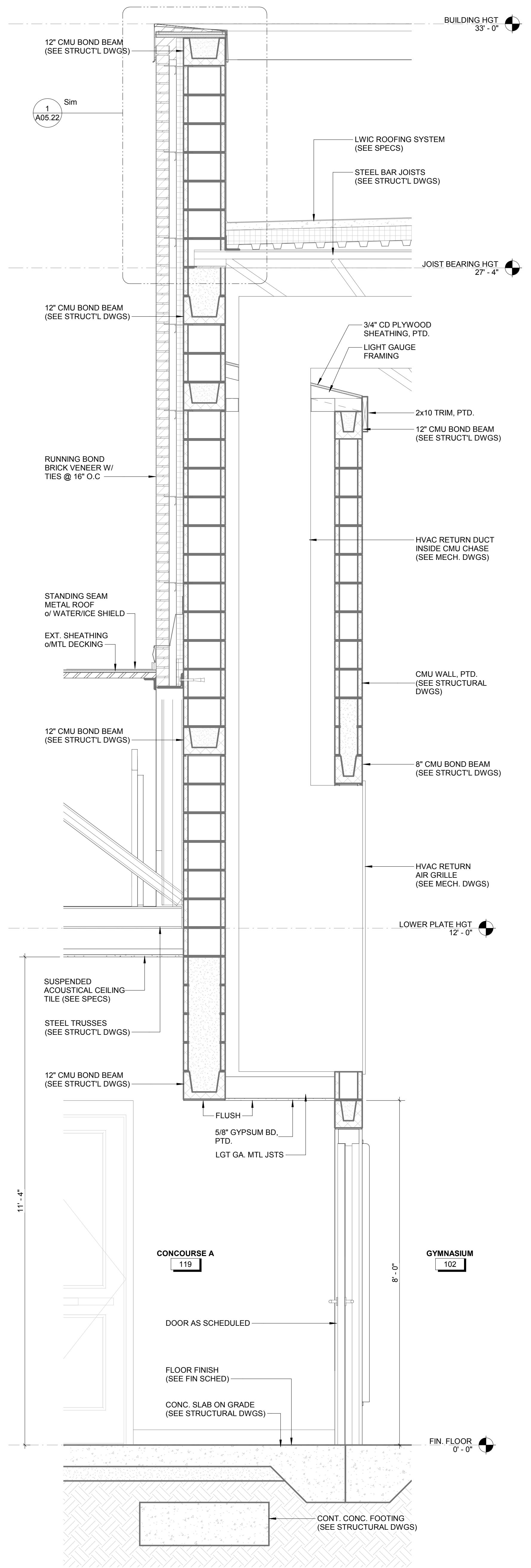
REVISIONS


DESIGNED	DRAWN	CHECKED
RA	CL	RA
DATE: 08/02/2019		
JOB NO. 218 4802 02		
08/02/19		

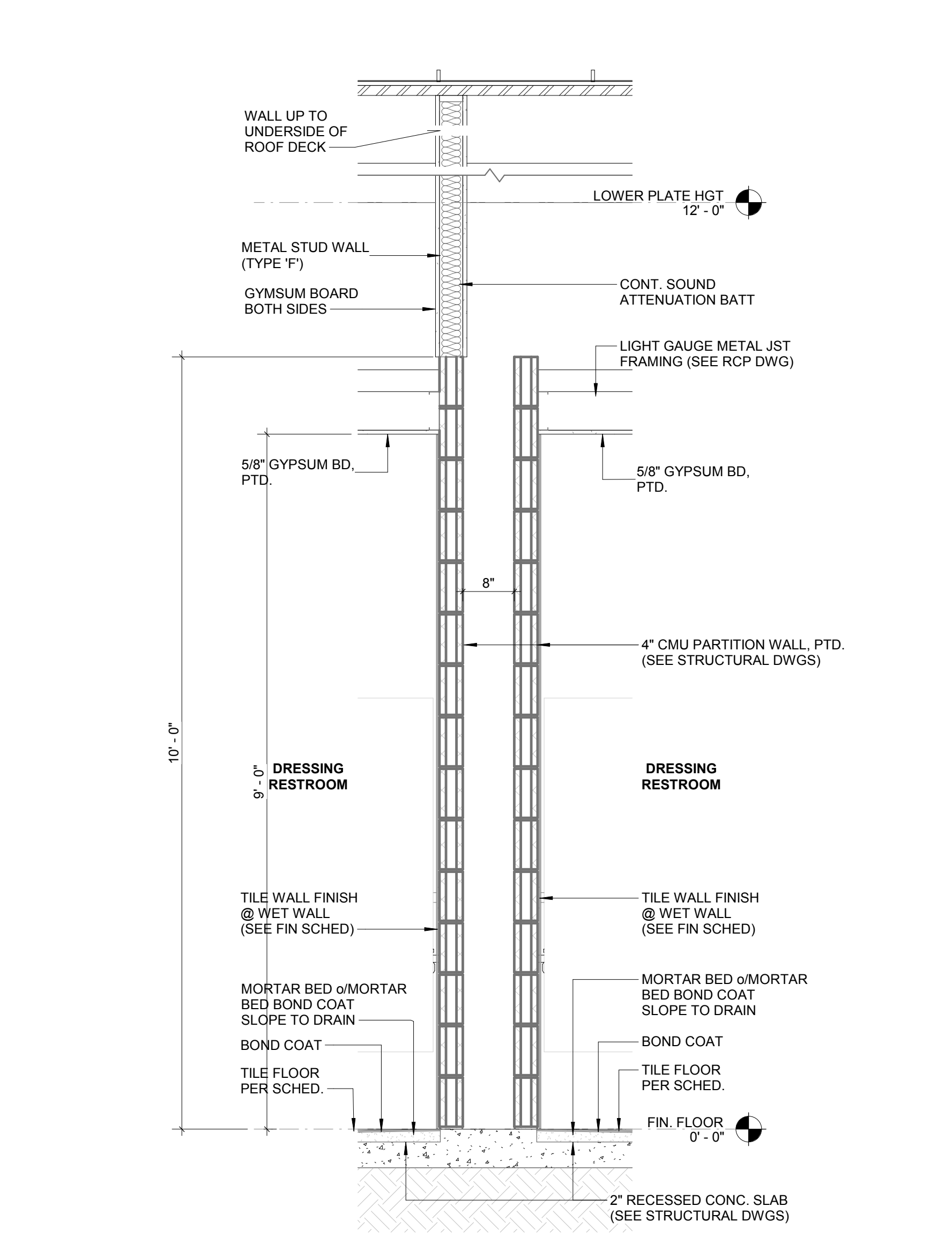
EFFINGHAM COUNTY GYMNASIUM  
 CLARENCE E. MORGAN RECREATION COMPLEX  
 1750 GA. HWY 21 S. SPRINGFIELD, GEORGIA 31329

DRAWING NUMBER

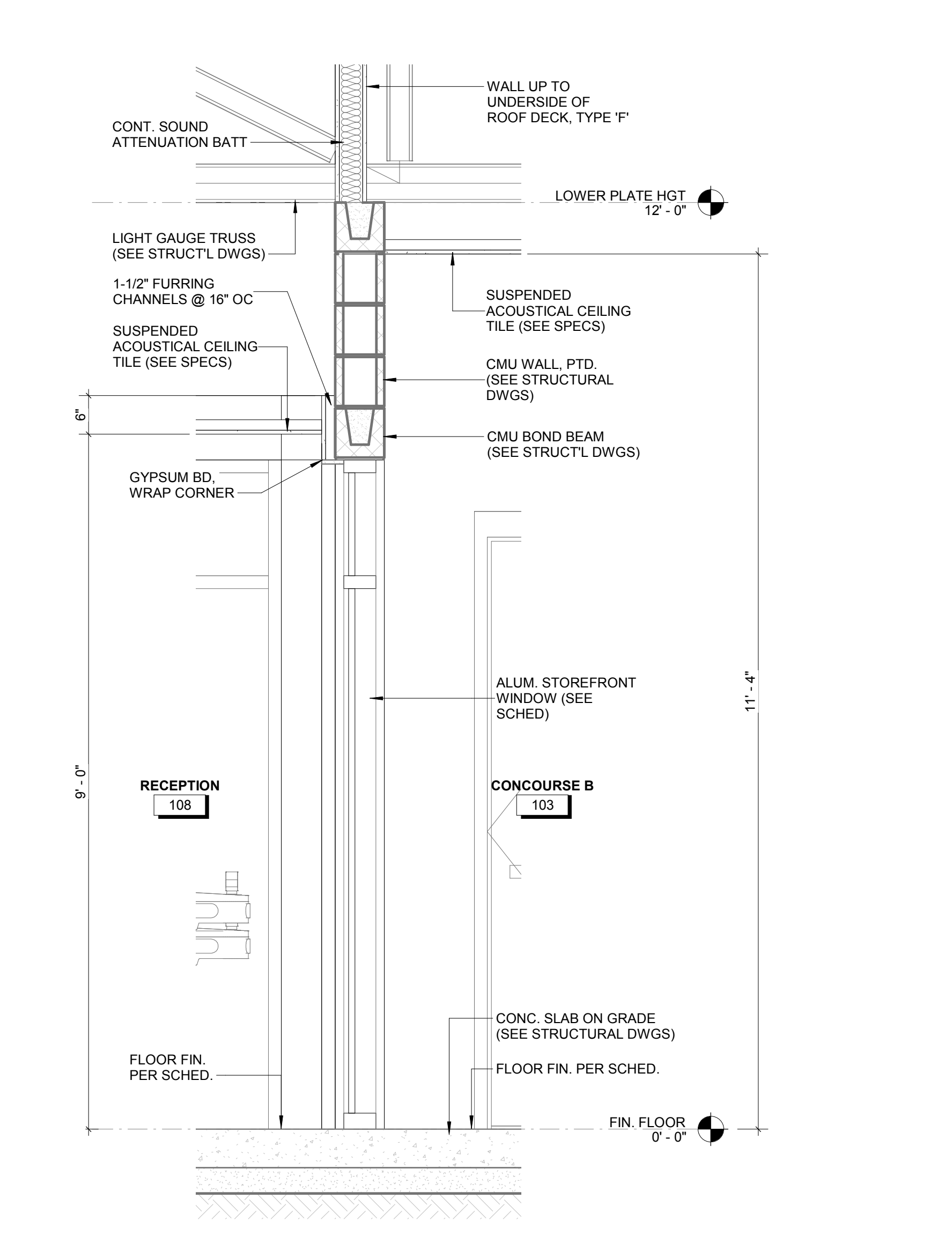
**A05.13**



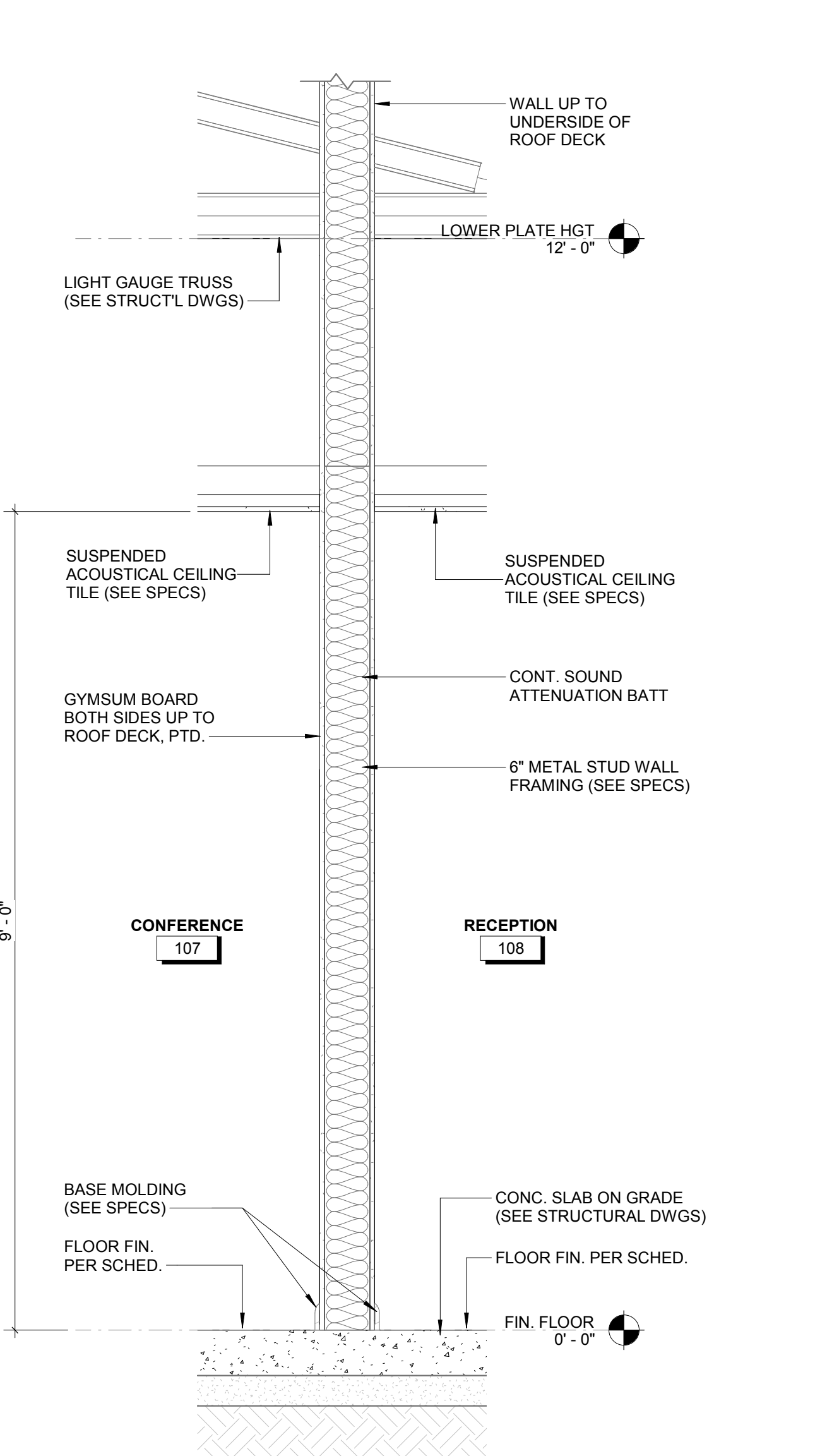
**5 GYM WALL SECTION @ CONCOURSE**  
 3/4" = 1'-0"



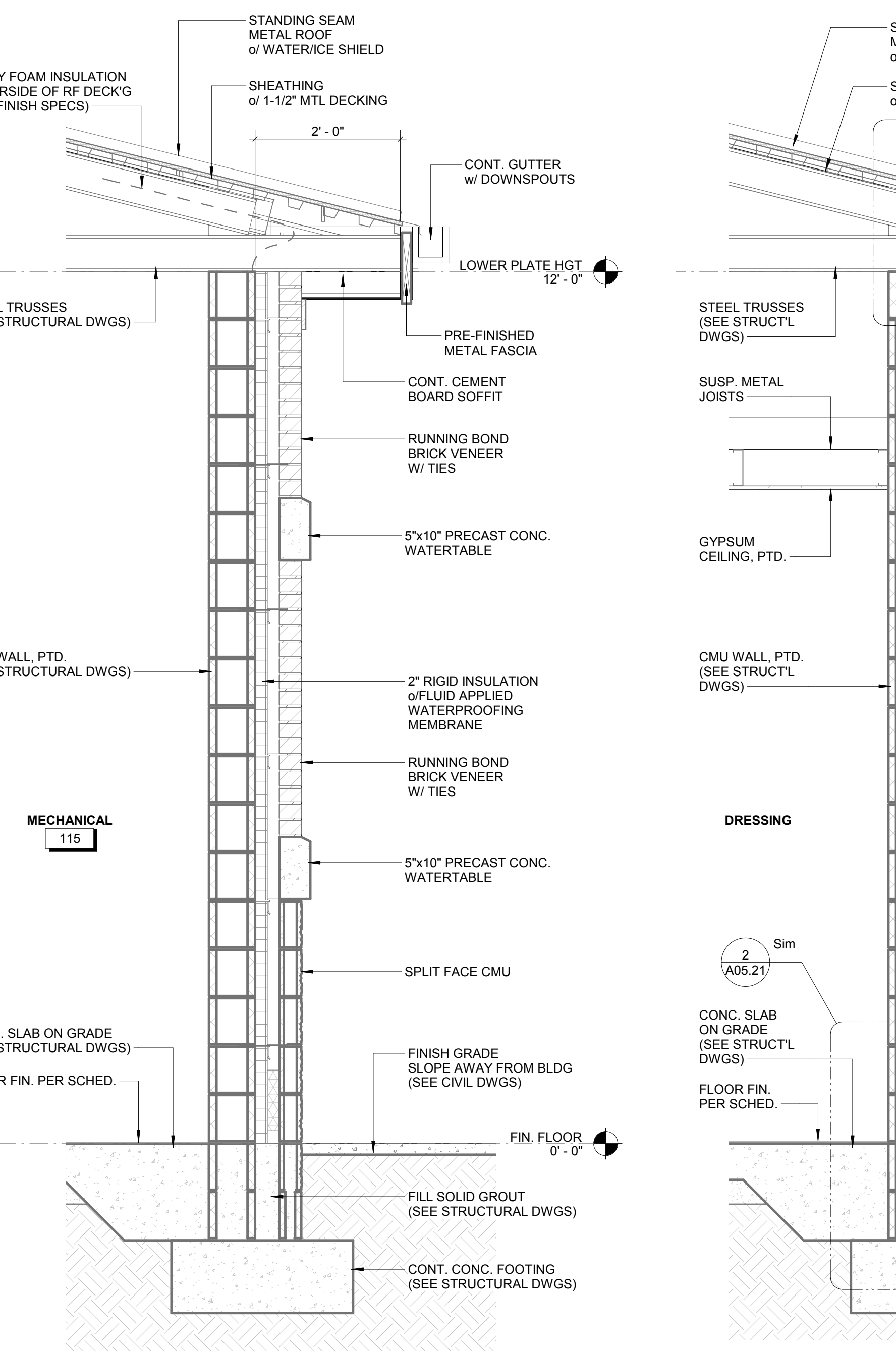
**8 PLUMBING WALL SECTION 2**  
 3/4" = 1'-0"



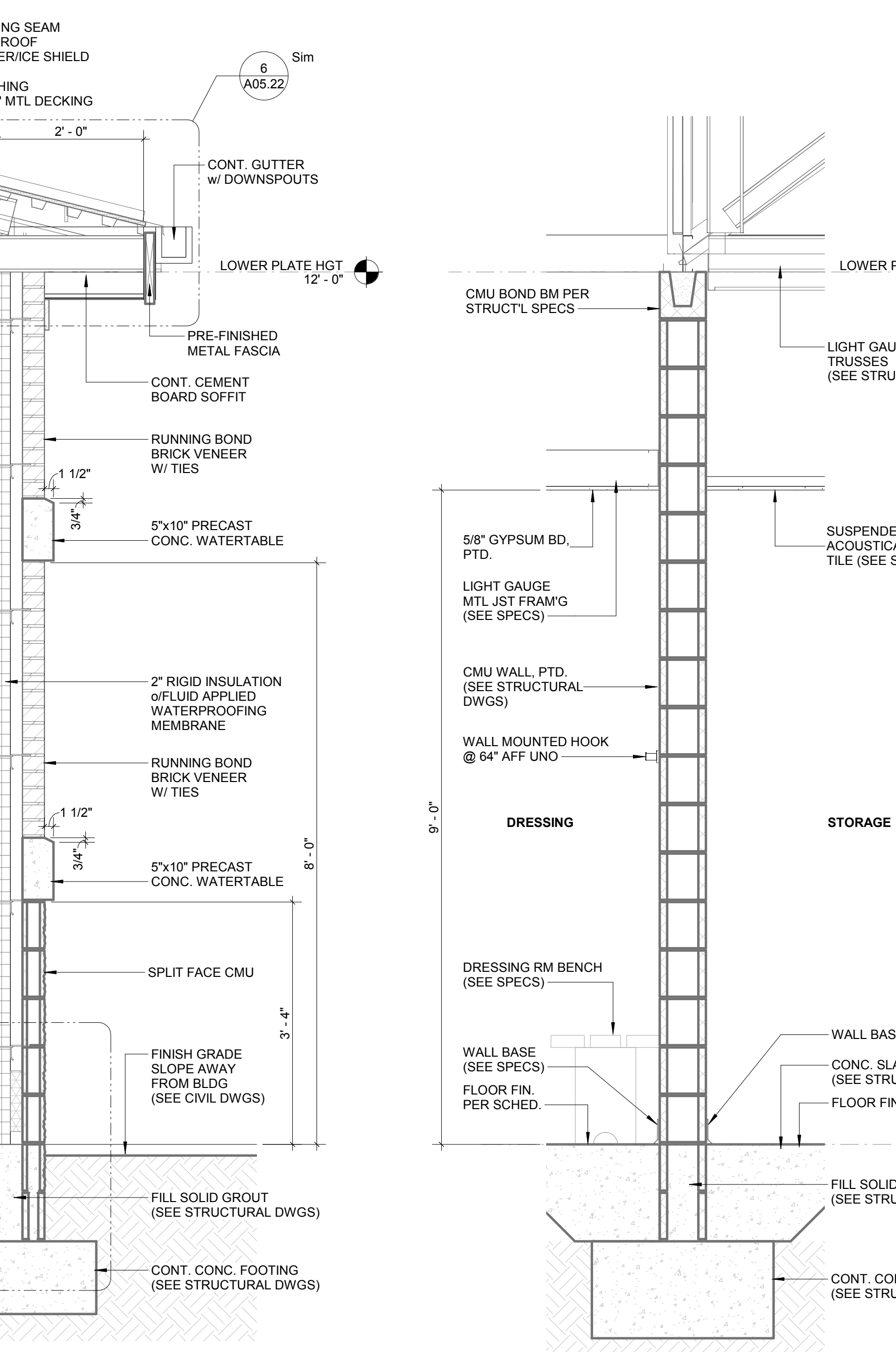
**7 WALL SECTION @ RECEPTION**  
 3/4" = 1'-0"



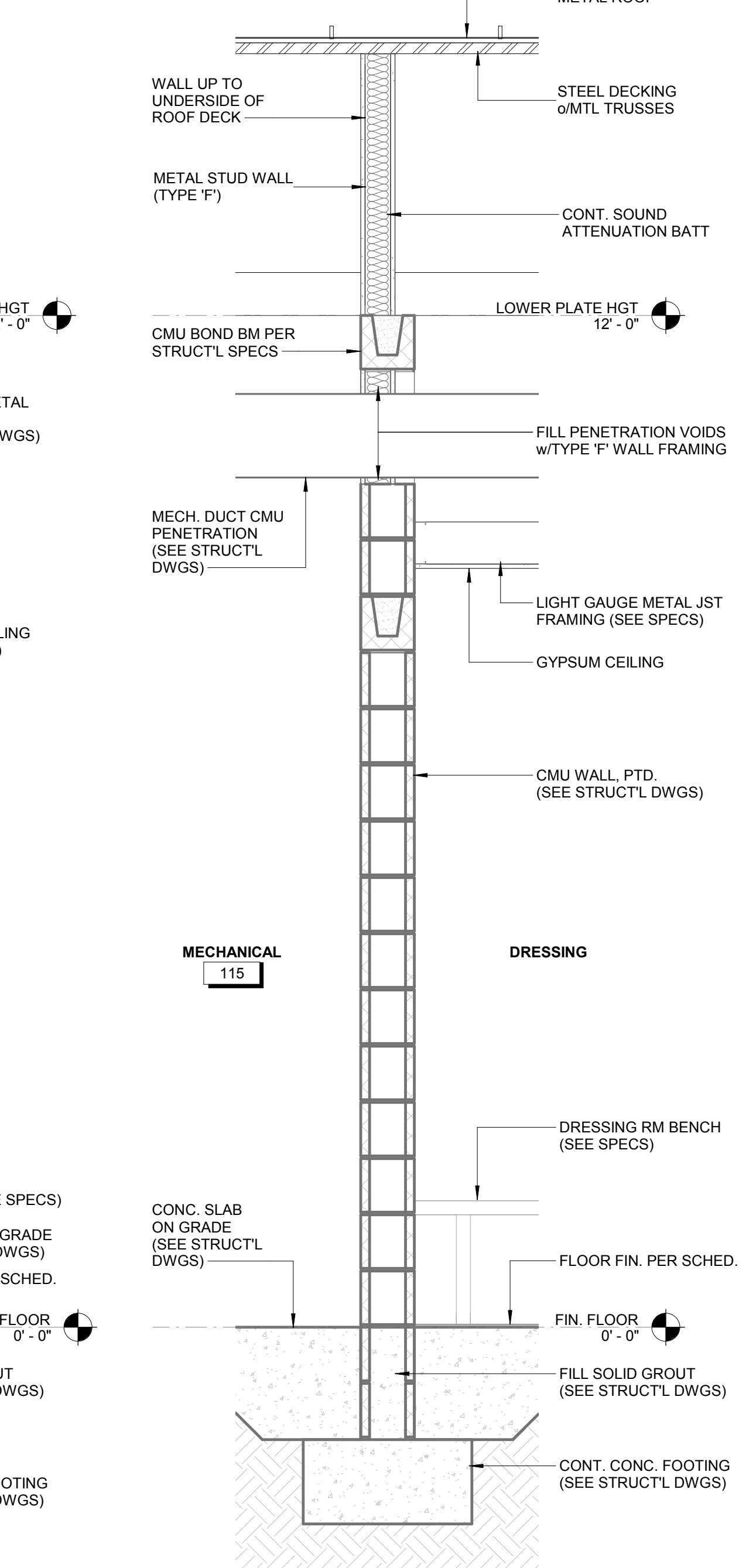
**6 WALL SECTION @ CONFERENCE**  
 3/4" = 1'-0"



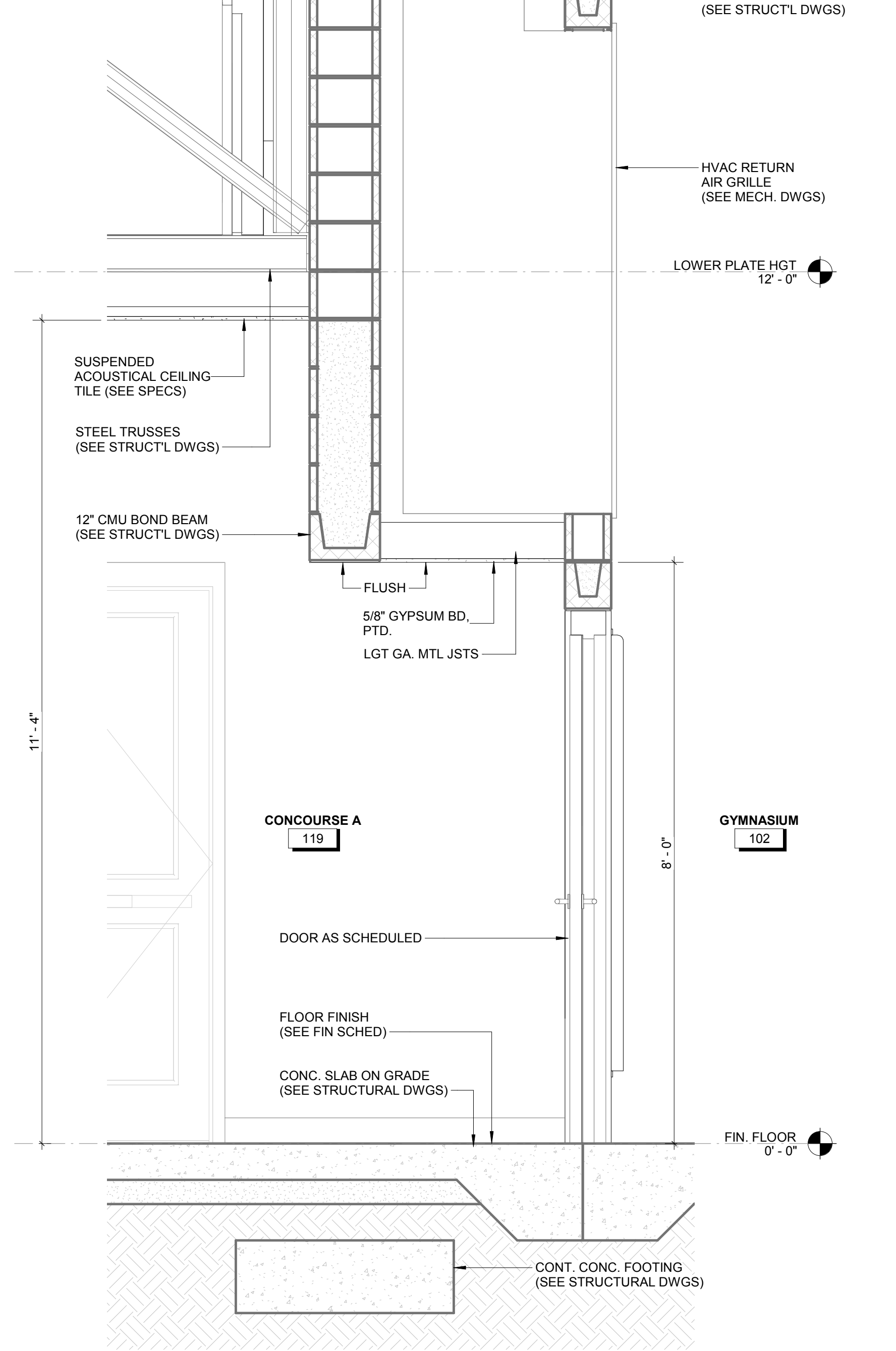
**4 WALL SECTION @ MECHANICAL**  
 3/4" = 1'-0"



**3 WALL SECTION @ DRESSING**  
 3/4" = 1'-0"




**2 WALL SECTION @ STORAGE 2**  
 3/4" = 1'-0"

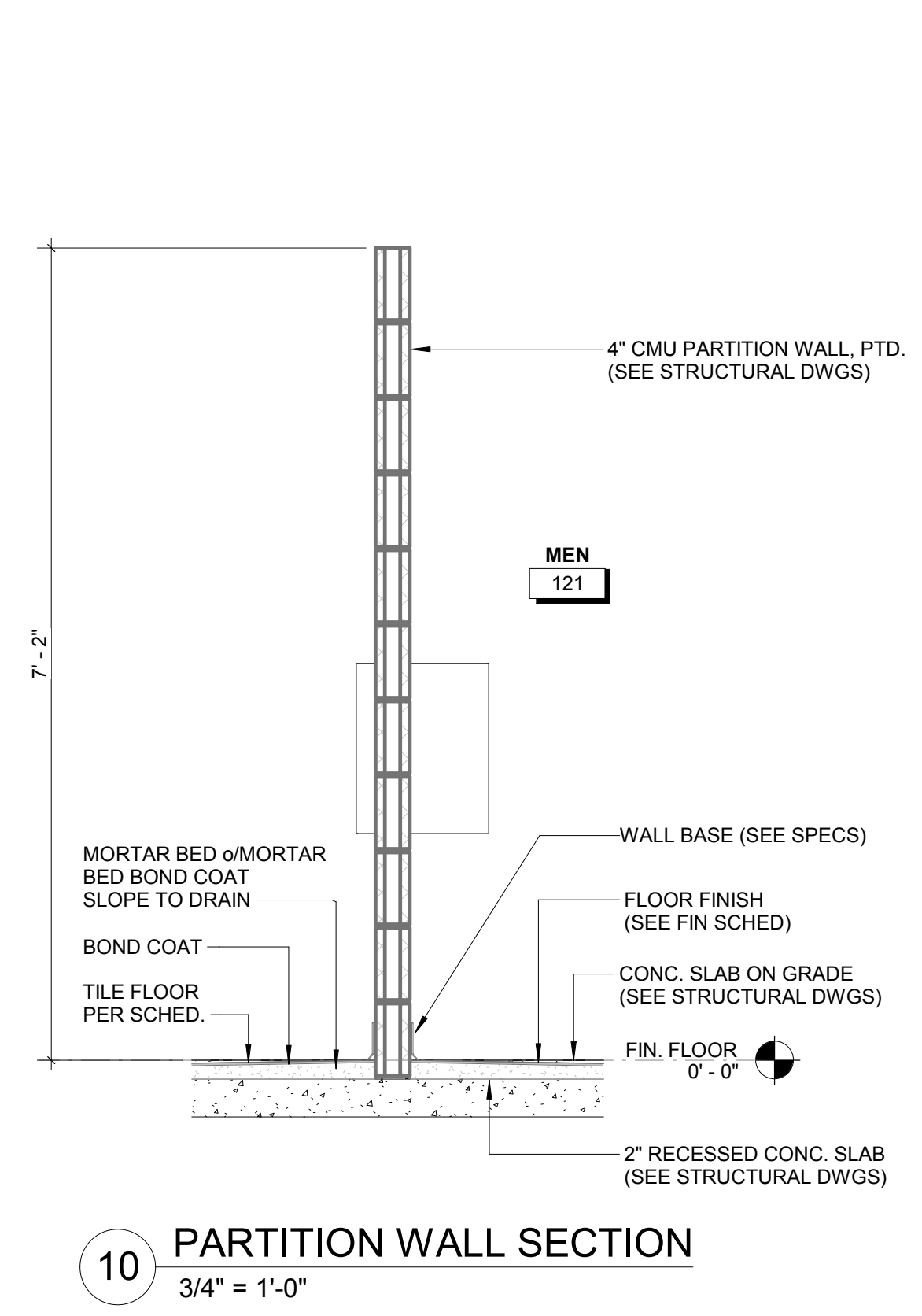


**1 WALL SECTION @ DRESSING 2**  
 3/4" = 1'-0"

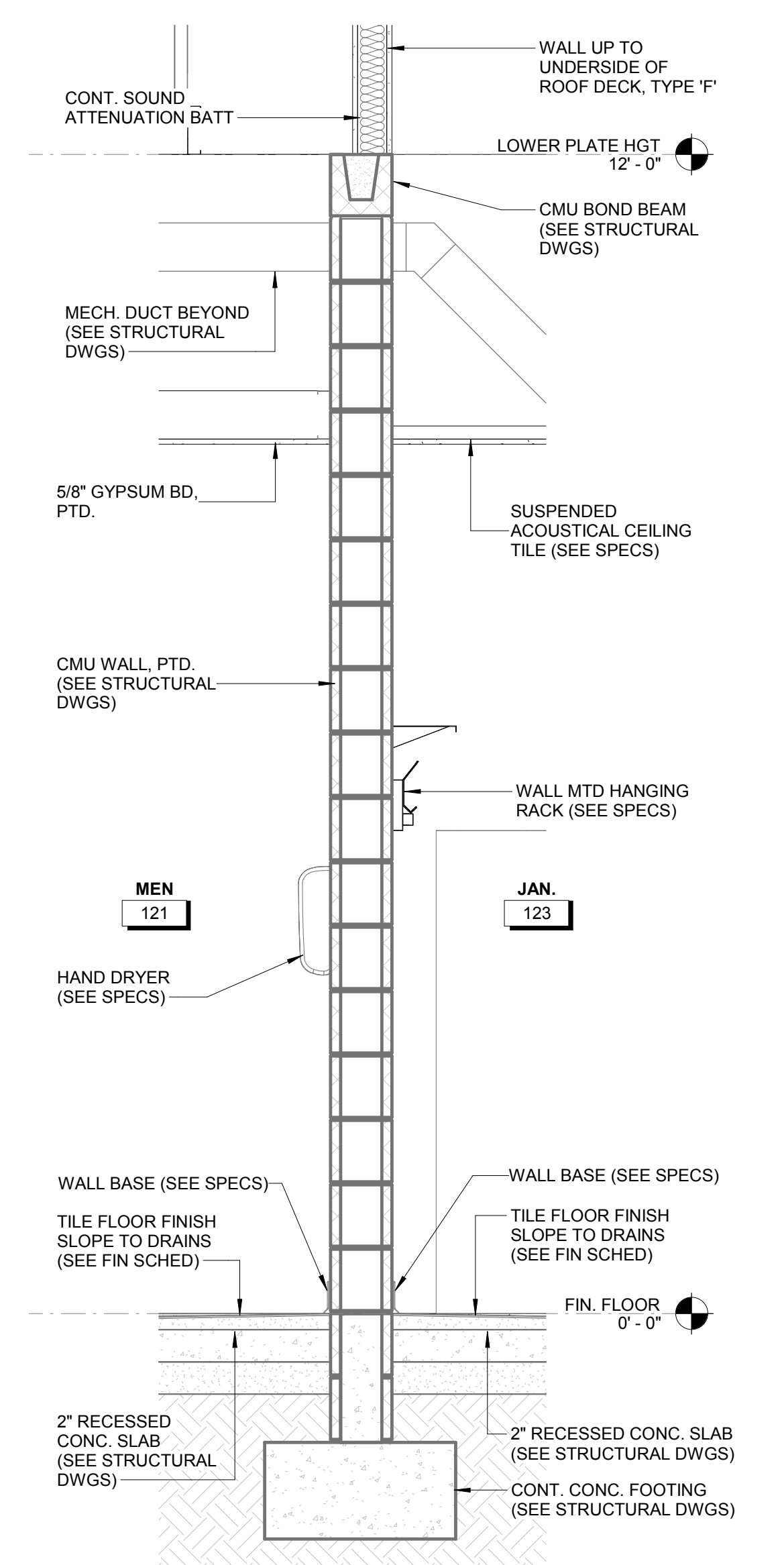
The drawings are prepared in accordance with the requirements of the International Building Code, 2015 Edition, and the International Residential Code, 2015 Edition, as applicable. The drawings are prepared in accordance with the requirements of the International Building Code, 2015 Edition, and the International Residential Code, 2015 Edition, as applicable.



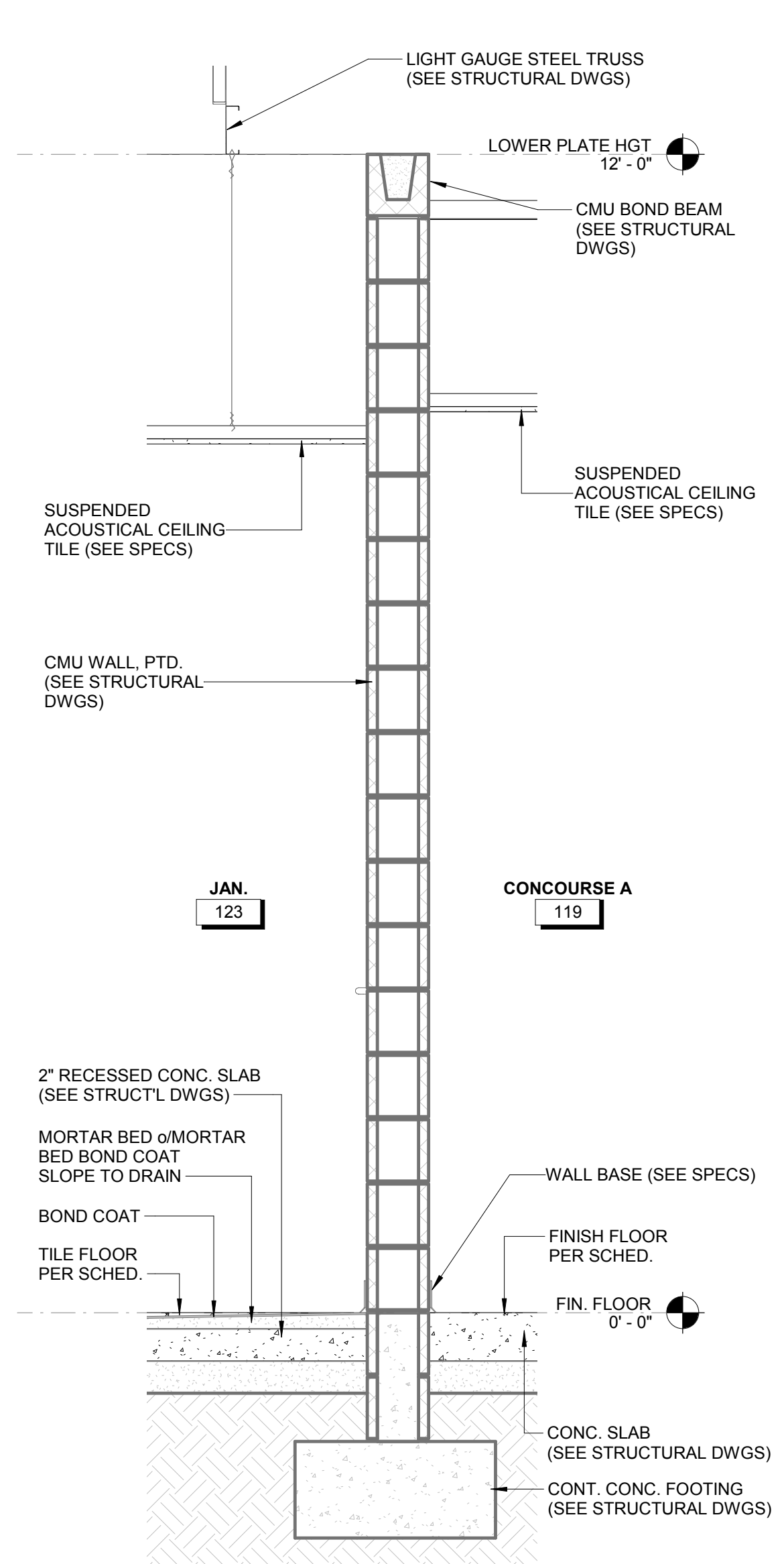
**HUSSEY GAY BELL**  
*Established 1958*  
 329 COMMERCIAL DRIVE, SAVANNAH, GA 31406 / T: 912.354.4626



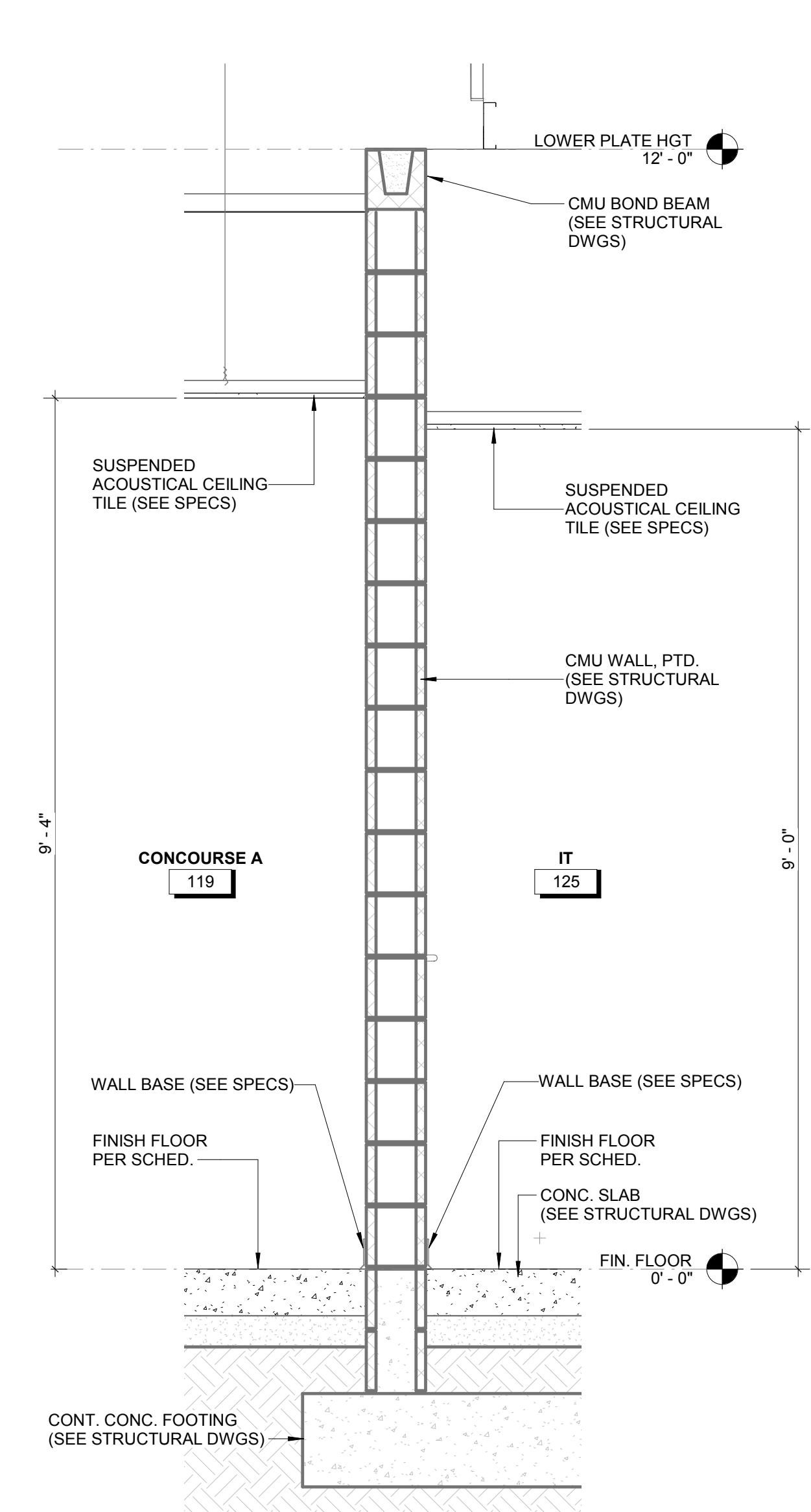
10 PARTITION WALL SECTION  
 3/4" = 1'-0"



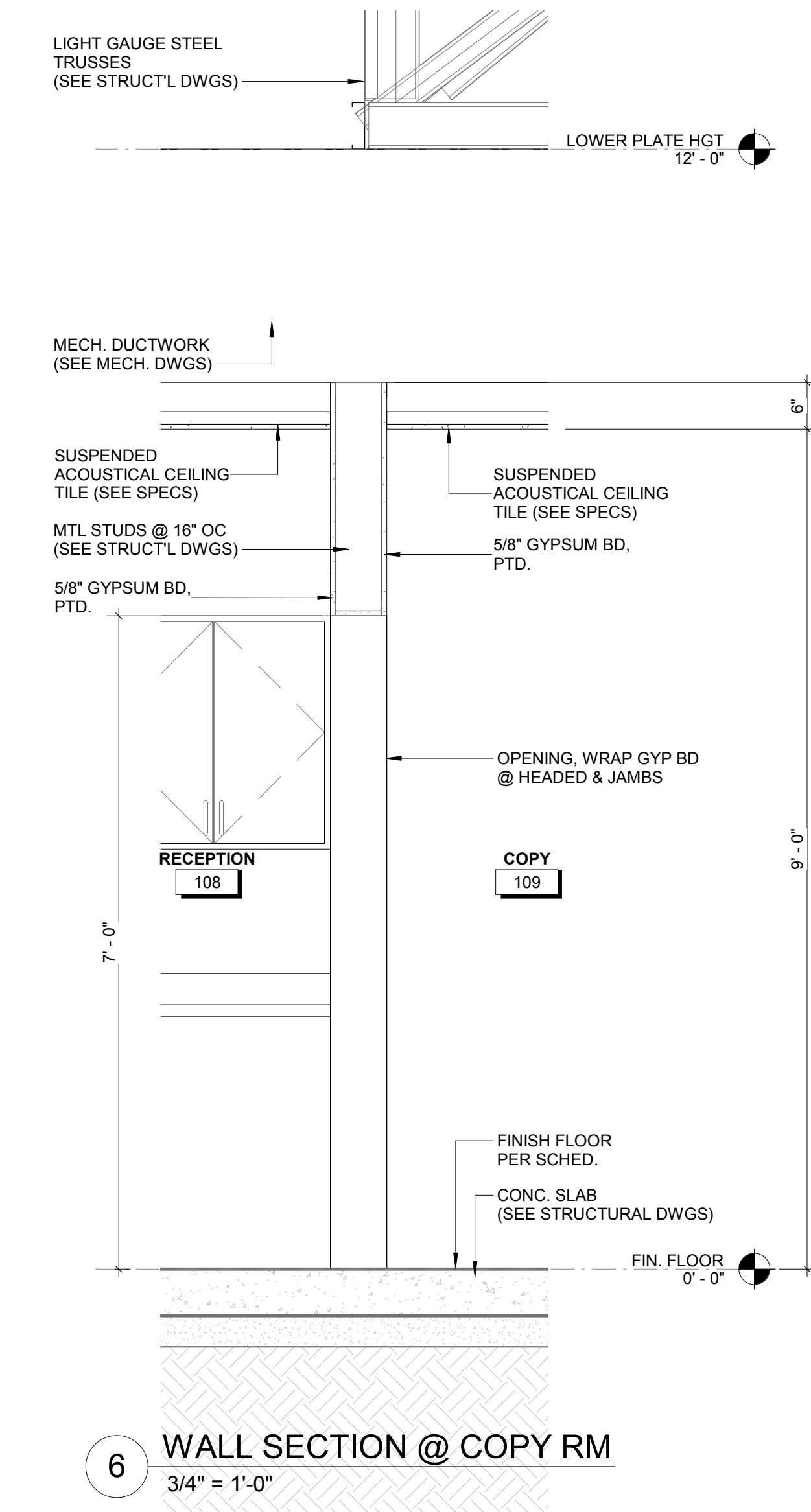
9 WALL SECTION @ MEN  
 3/4" = 1'-0"



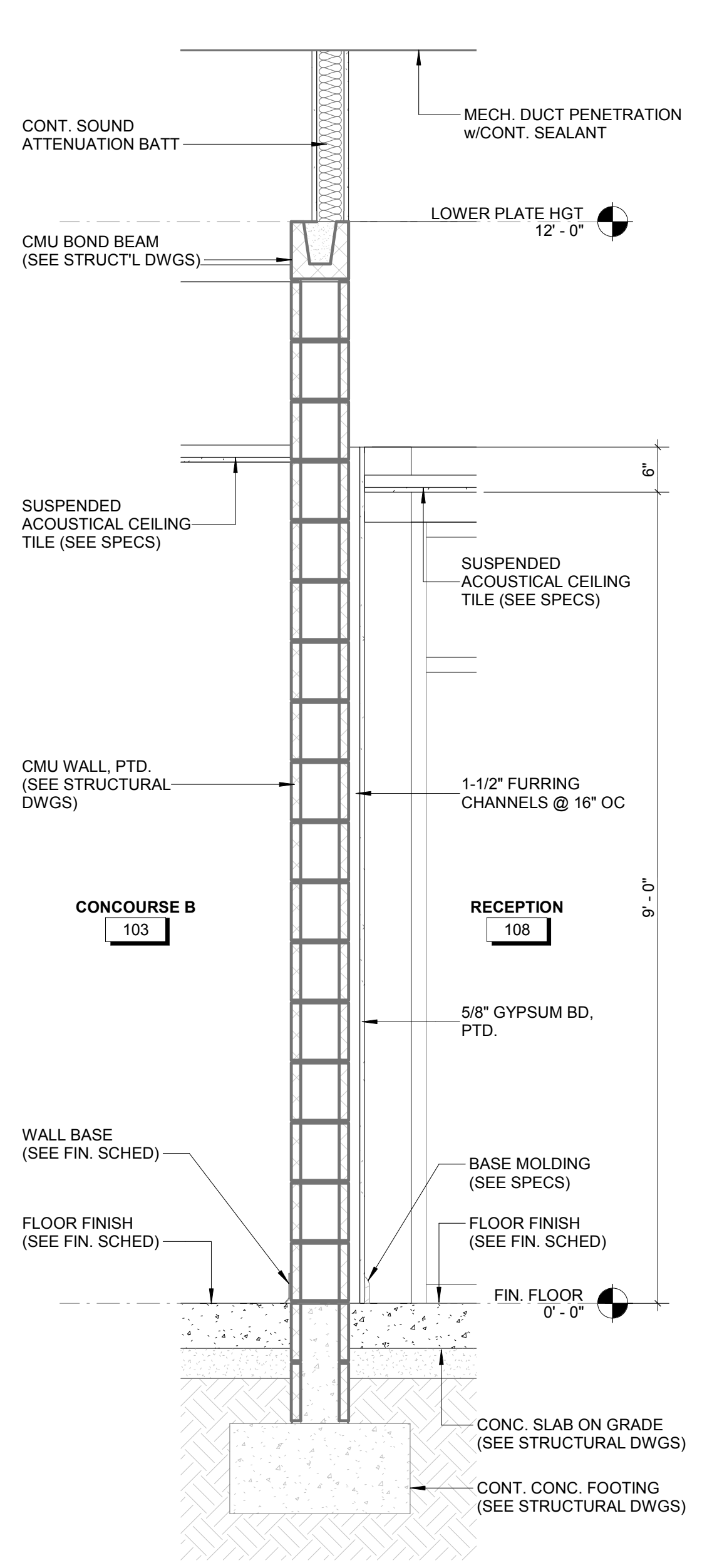
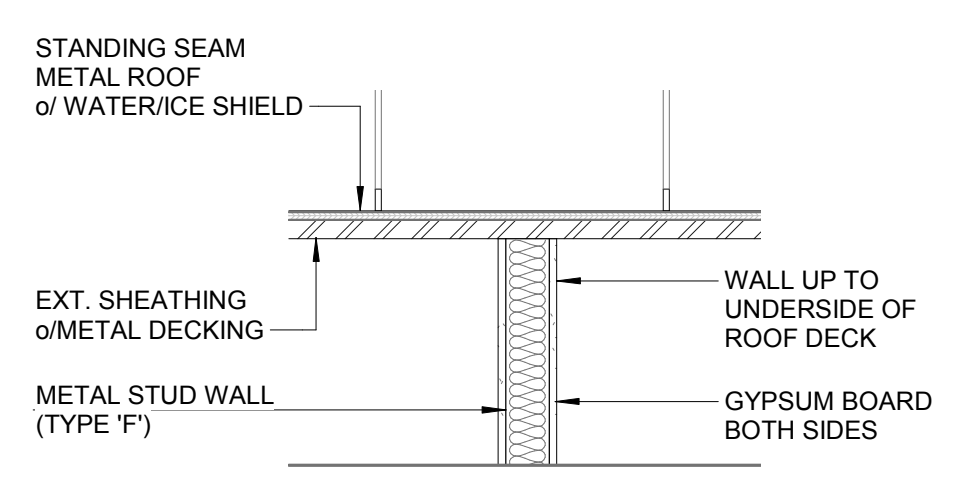
8 WALL SECTION @ JANITOR 2  
 3/4" = 1'-0"



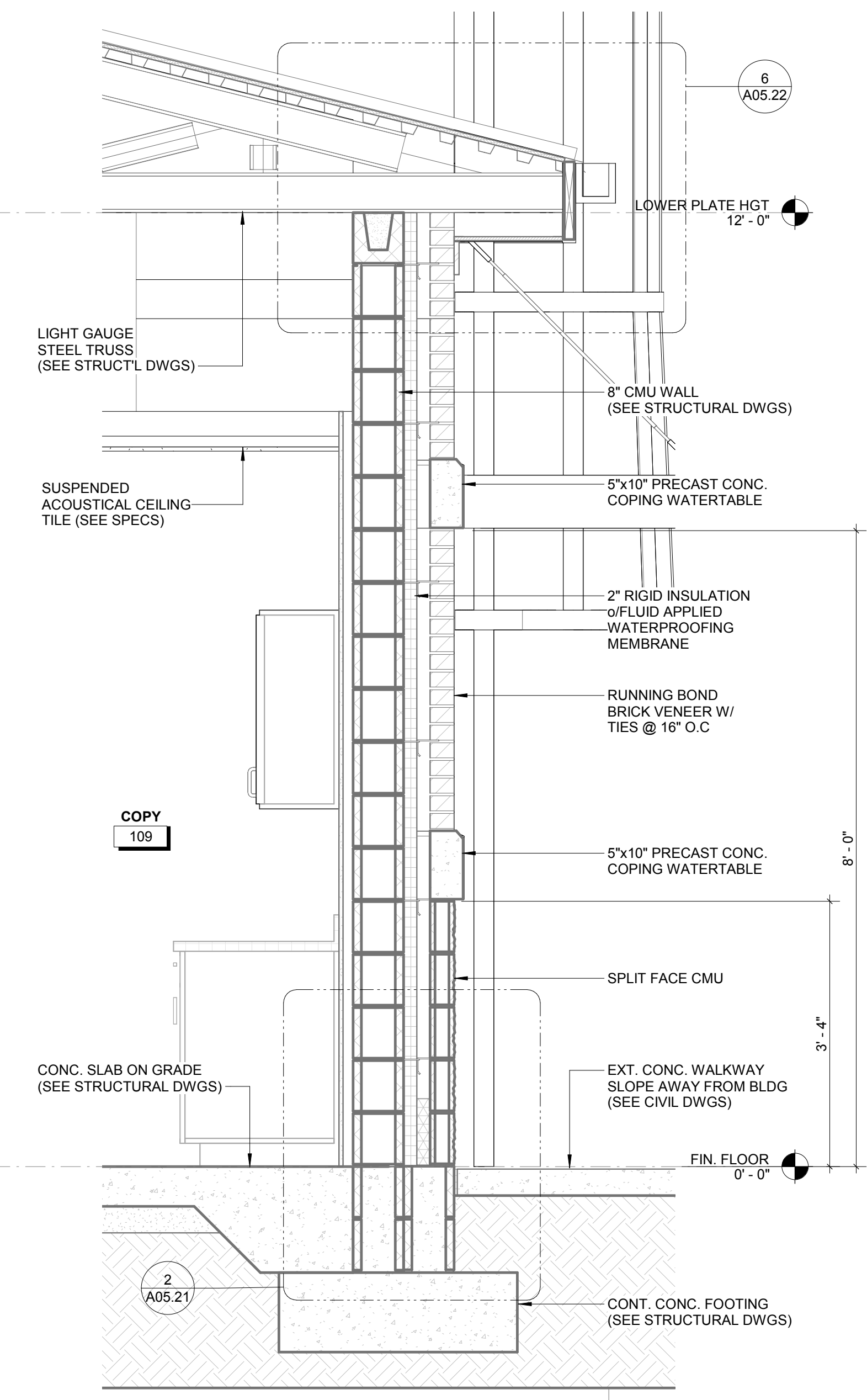
7 WALL SECTION @ IT  
 3/4" = 1'-0"



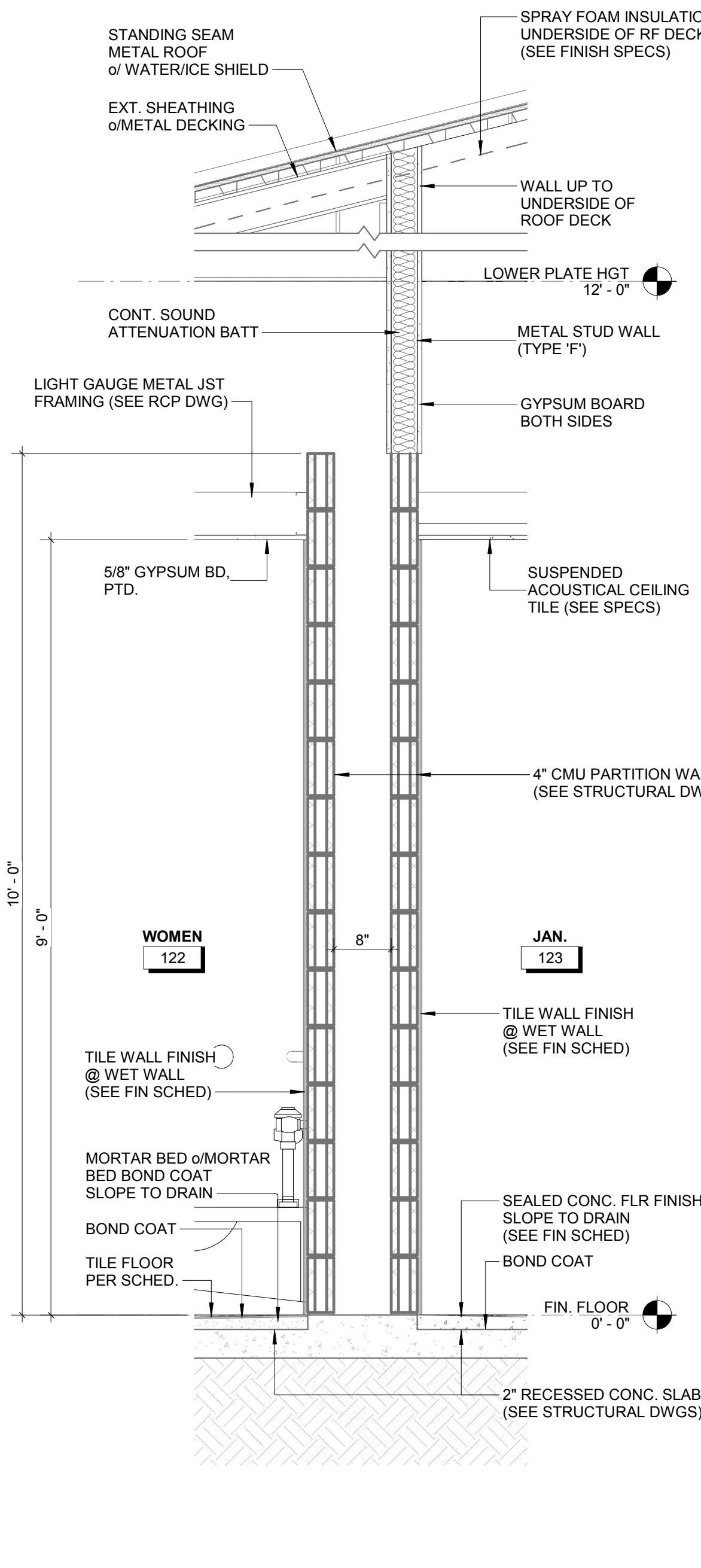
6 WALL SECTION @ COPY RM  
 3/4" = 1'-0"



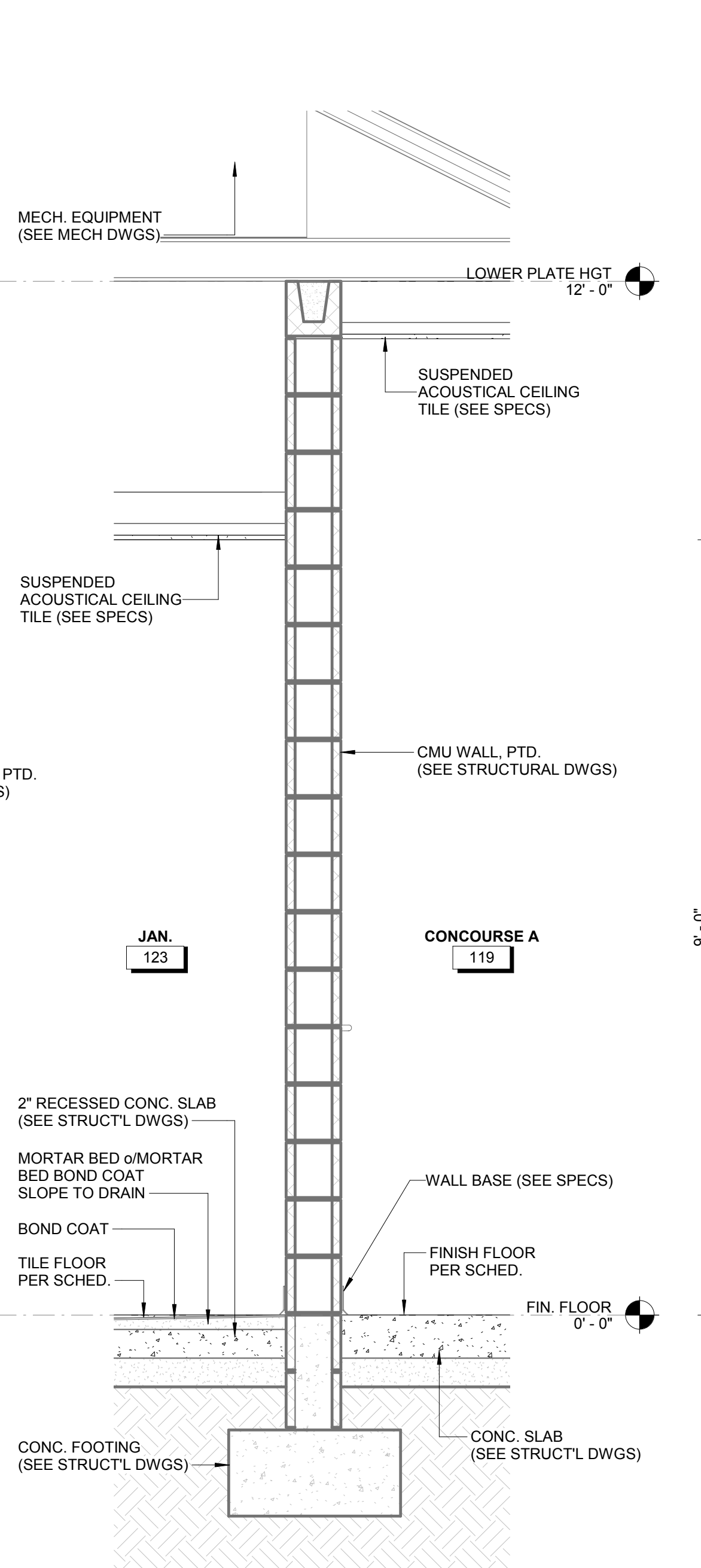
5 WALL SECTION @ RECEPTION 2  
 3/4" = 1'-0"



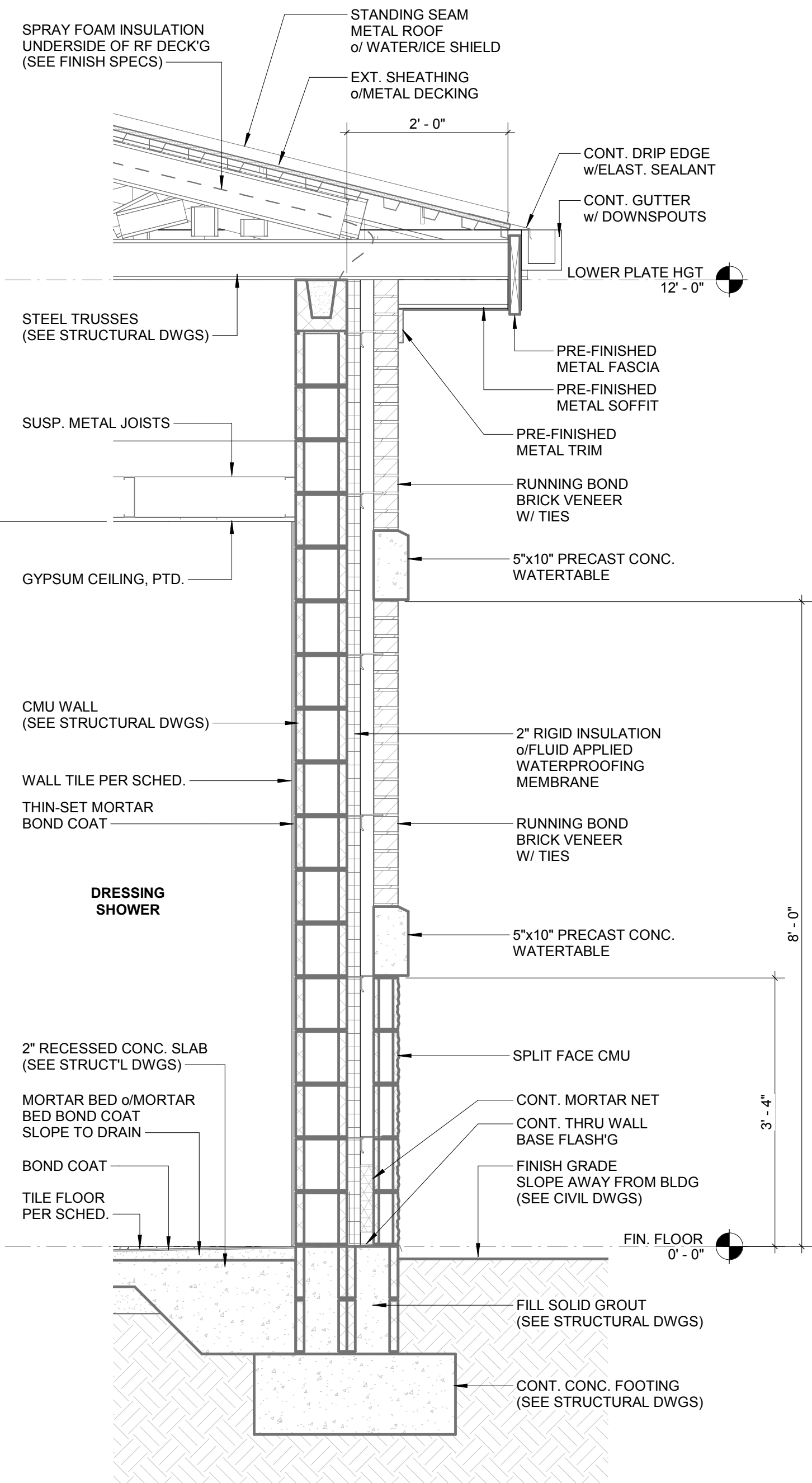
4 WALL SECTION @ OFFICE  
 3/4" = 1'-0"



3 PLUMBING WALL SECTION  
 3/4" = 1'-0"



2 WALL SECTION @ JANITOR  
 3/4" = 1'-0"



1 WALL SECTION @ SHOWER  
 3/4" = 1'-0"


THE DRAWINGS ARE PREPARED IN ACCORDANCE WITH THE REQUIREMENTS OF THE GEORGIA BOARD OF ARCHITECTURE. THE DESIGNER ASSUMES NO LIABILITY FOR THE ACCURACY OF THE INFORMATION PROVIDED BY OTHERS. THE DESIGNER'S RESPONSIBILITY IS LIMITED TO THE DESIGN OF THE ARCHITECTURAL PORTION OF THE PROJECT. THE DESIGNER DOES NOT WARRANT THE ACCURACY OF THE INFORMATION PROVIDED BY OTHERS. THE DESIGNER'S RESPONSIBILITY IS LIMITED TO THE DESIGN OF THE ARCHITECTURAL PORTION OF THE PROJECT. THE DESIGNER DOES NOT WARRANT THE ACCURACY OF THE INFORMATION PROVIDED BY OTHERS.

DESIGNED	DRAWN	CHECKED
RA	CL	RA
DATE: 08/02/2019		
JOB NO. 218 4802 02		
08/02/19		

EFFINGHAM COUNTY GYMNASIUM  
 CLARENCE E. MORGAN RECREATION COMPLEX  
 1750 GA. HWY 21 S. SPRINGFIELD, GEORGIA 31329

DRAWING NUMBER

**A05.14**



**HUSSEY GAY BELL**  
Established 1958

329 COMMERCIAL DRIVE, SAVANNAH, GA 31406 | T: 912.354.4626

REVISIONS

NO.	DATE	DESCRIPTION

DESIGNED	DRAWN	CHECKED
RA	CL	RA

DATE: 08/02/2019  
JOB NO. 218 4802 02  
08/02/19

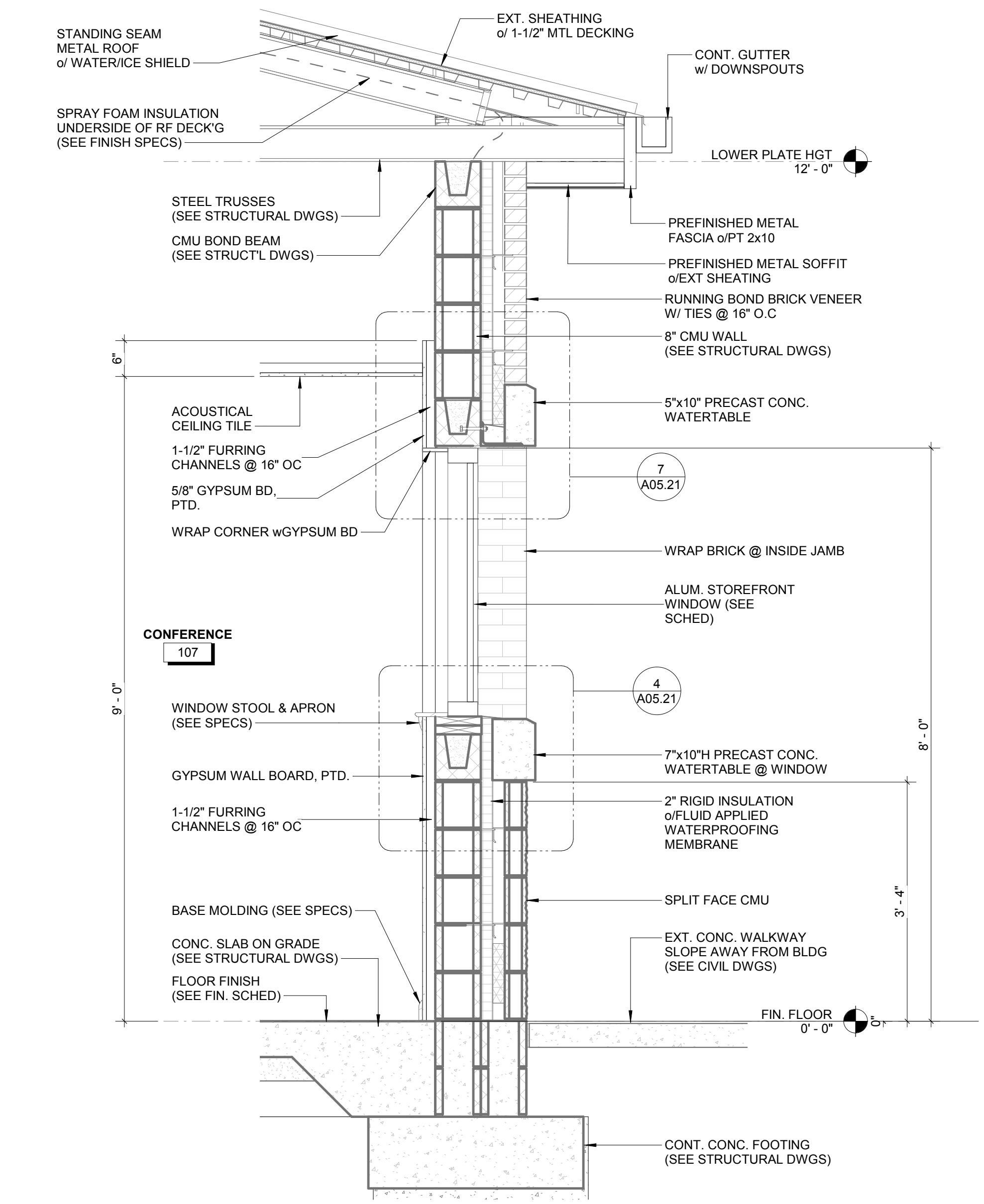
**EFFINGHAM COUNTY GYMNASIUM**  
CLARENCE E. MORGAN RECREATION COMPLEX  
1750 GA. HWY 21 S. SPRINGFIELD, GEORGIA 31229

WALL SECTIONS

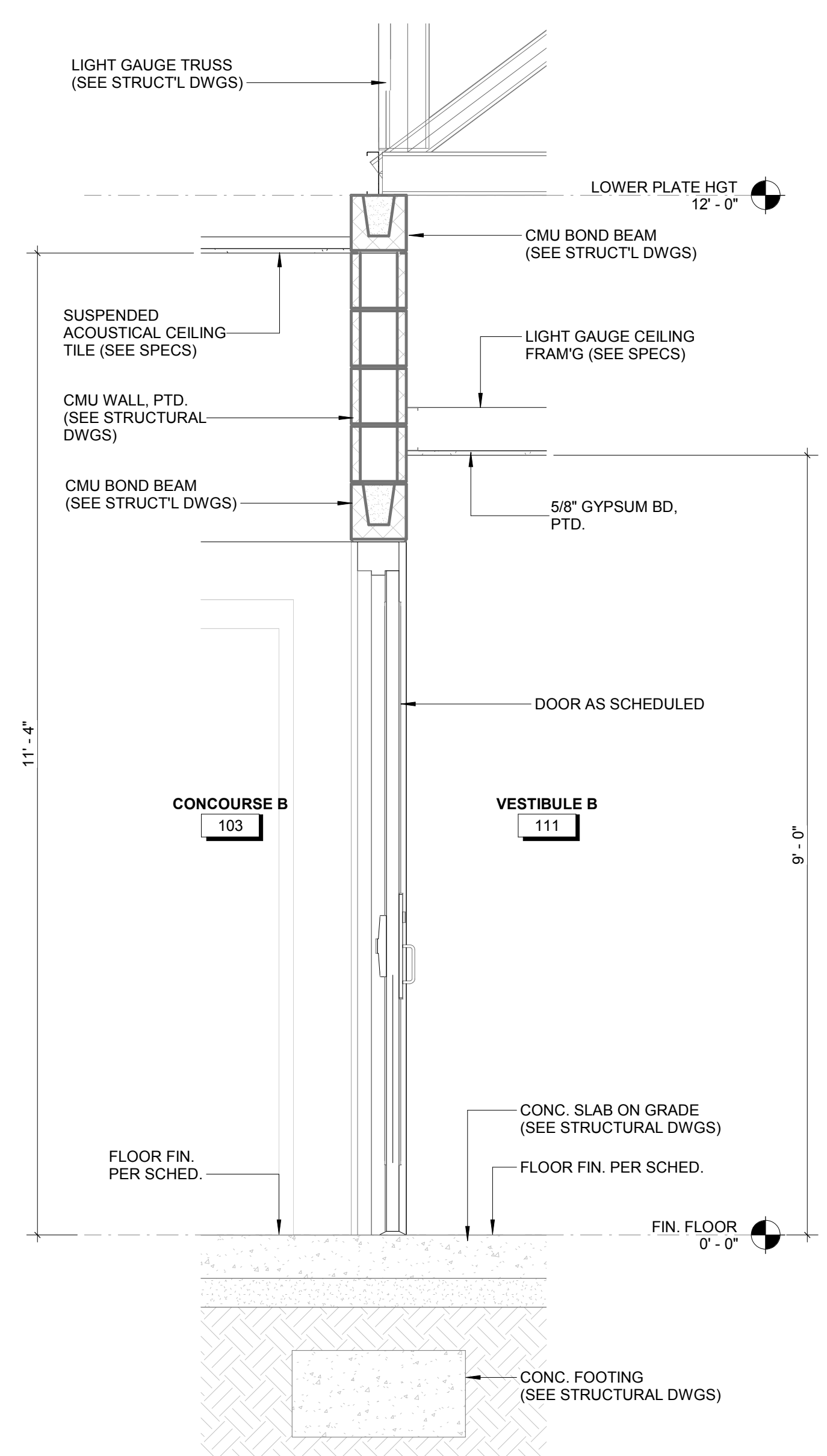
DRAWING NUMBER

**A05.15**

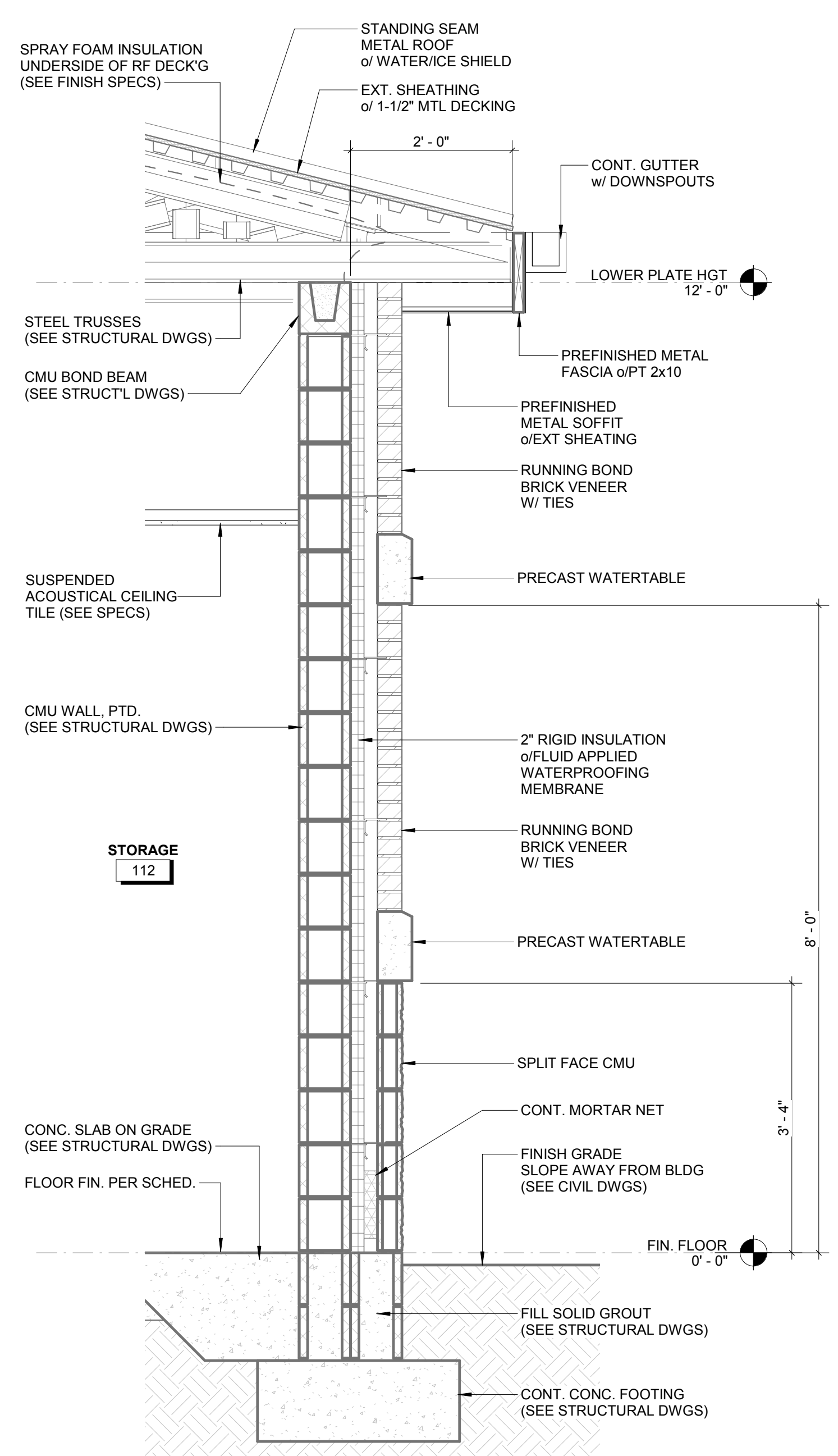
This drawing is the property of HUSSEY GAY BELL ARCHITECTS, INC. and shall be reproduced or copied in whole or in part, in any form, without the prior written consent of HUSSEY GAY BELL ARCHITECTS, INC. All drawings are issued for the project shown and are not to be used for any other project. No drawings are to be used for any other project without the prior written consent of HUSSEY GAY BELL ARCHITECTS, INC.



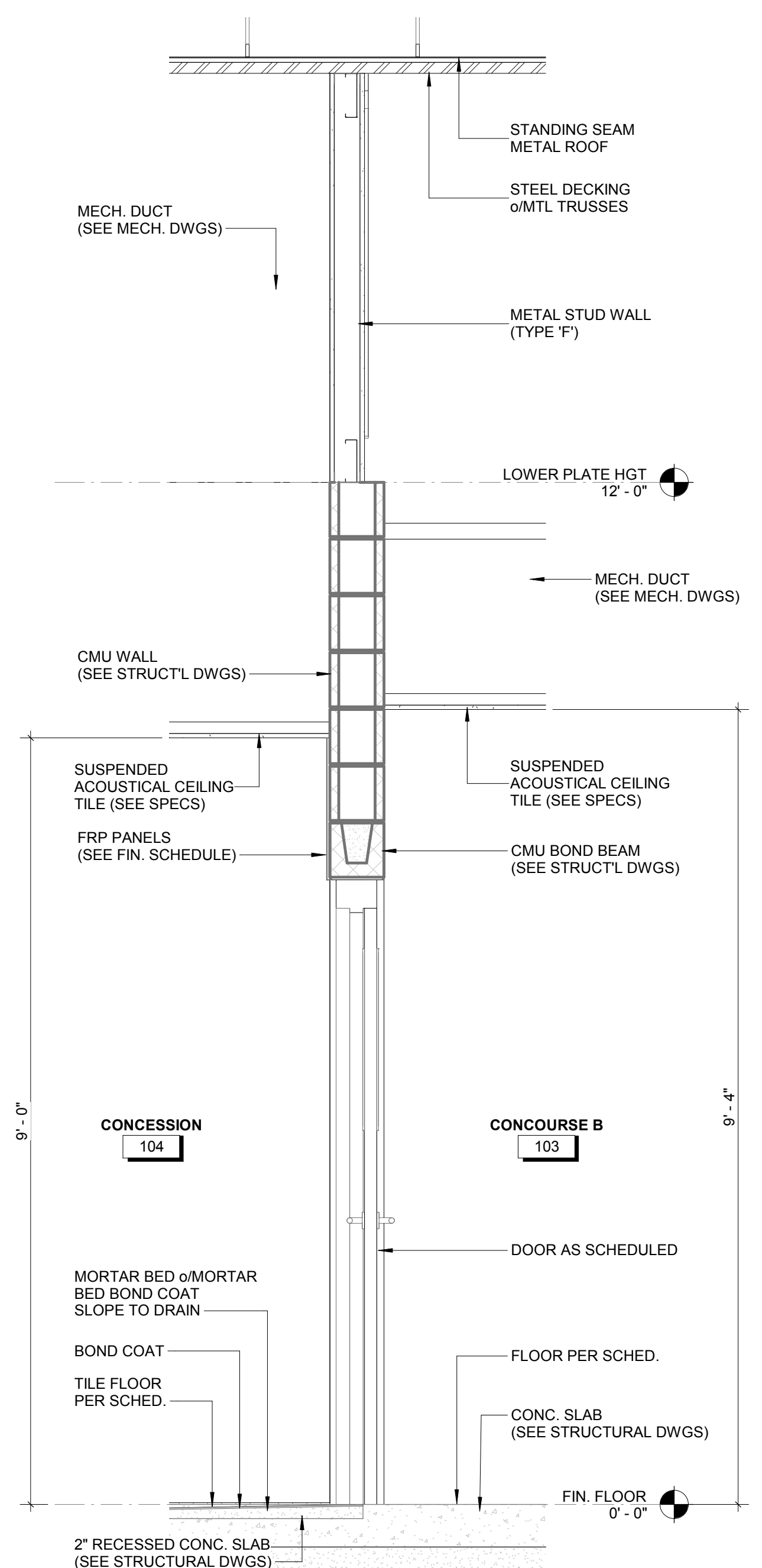
**4 WALL SECTION @ WINDOW**  
3/4" = 1'-0"



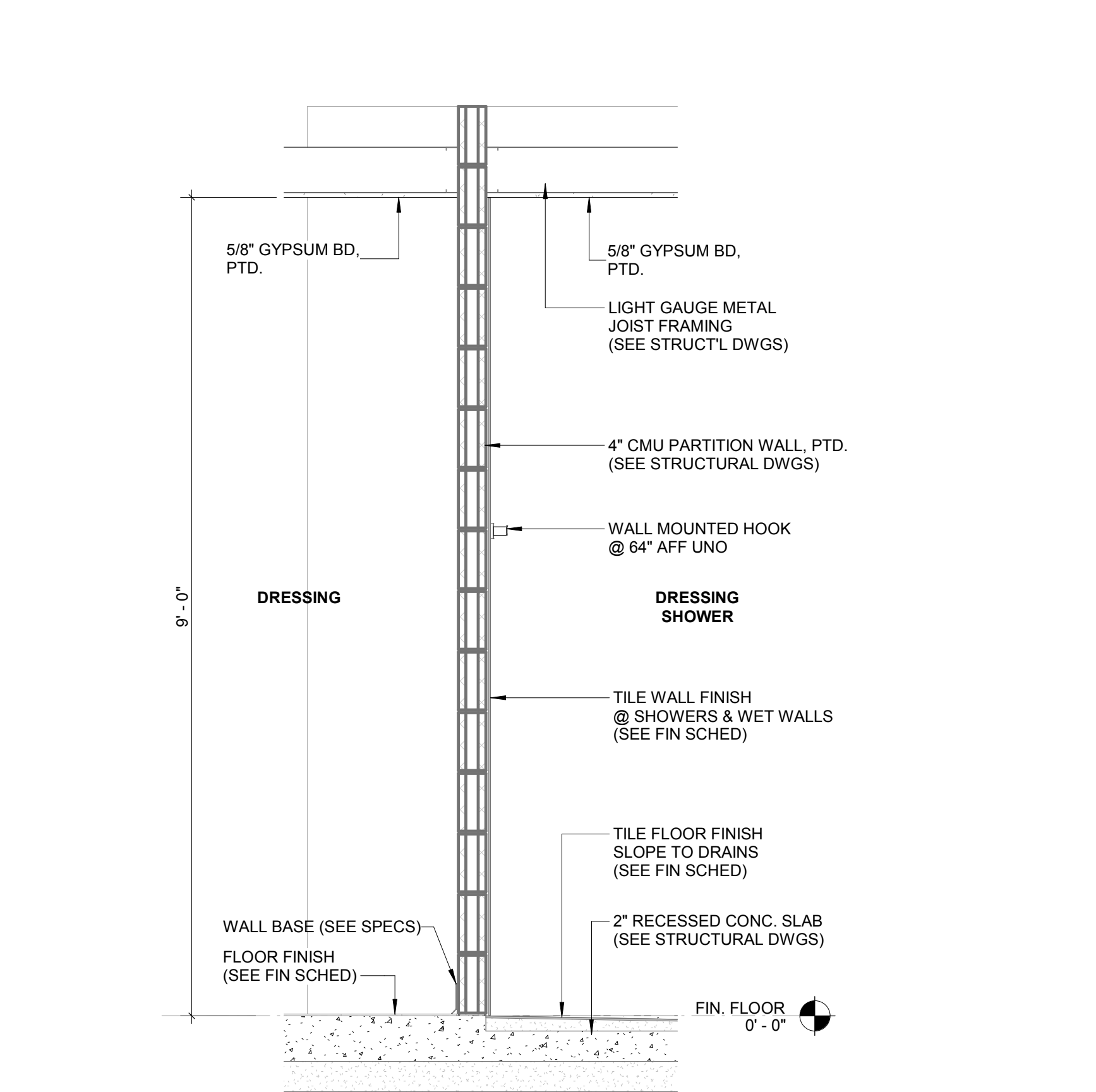
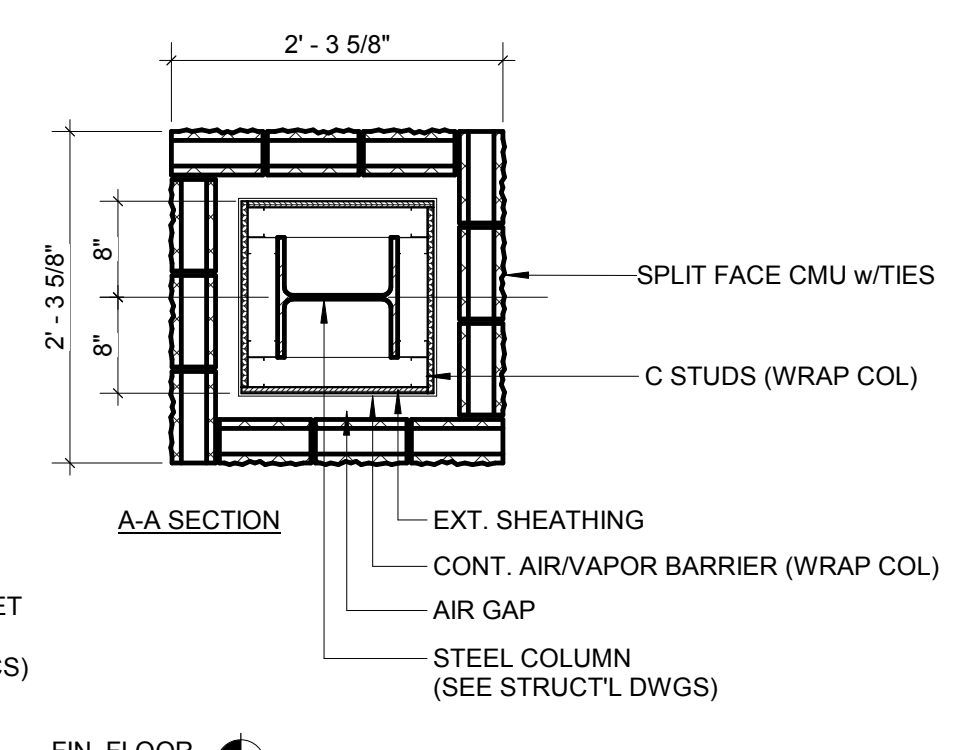
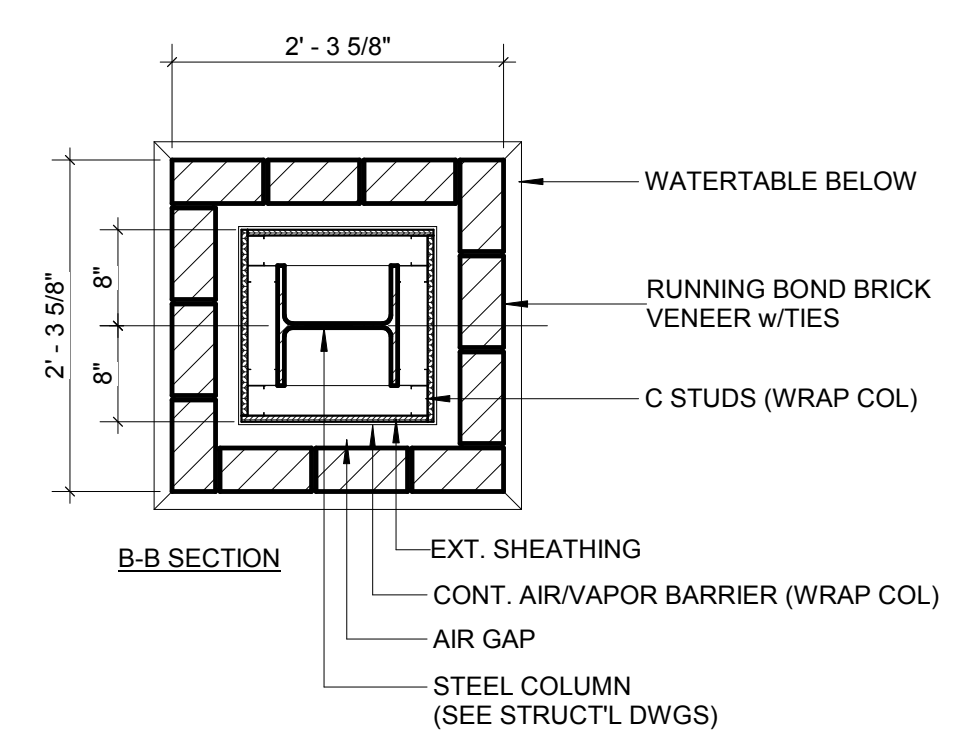
**5 WALL SECTION @ VESTIBULE 2**  
3/4" = 1'-0"



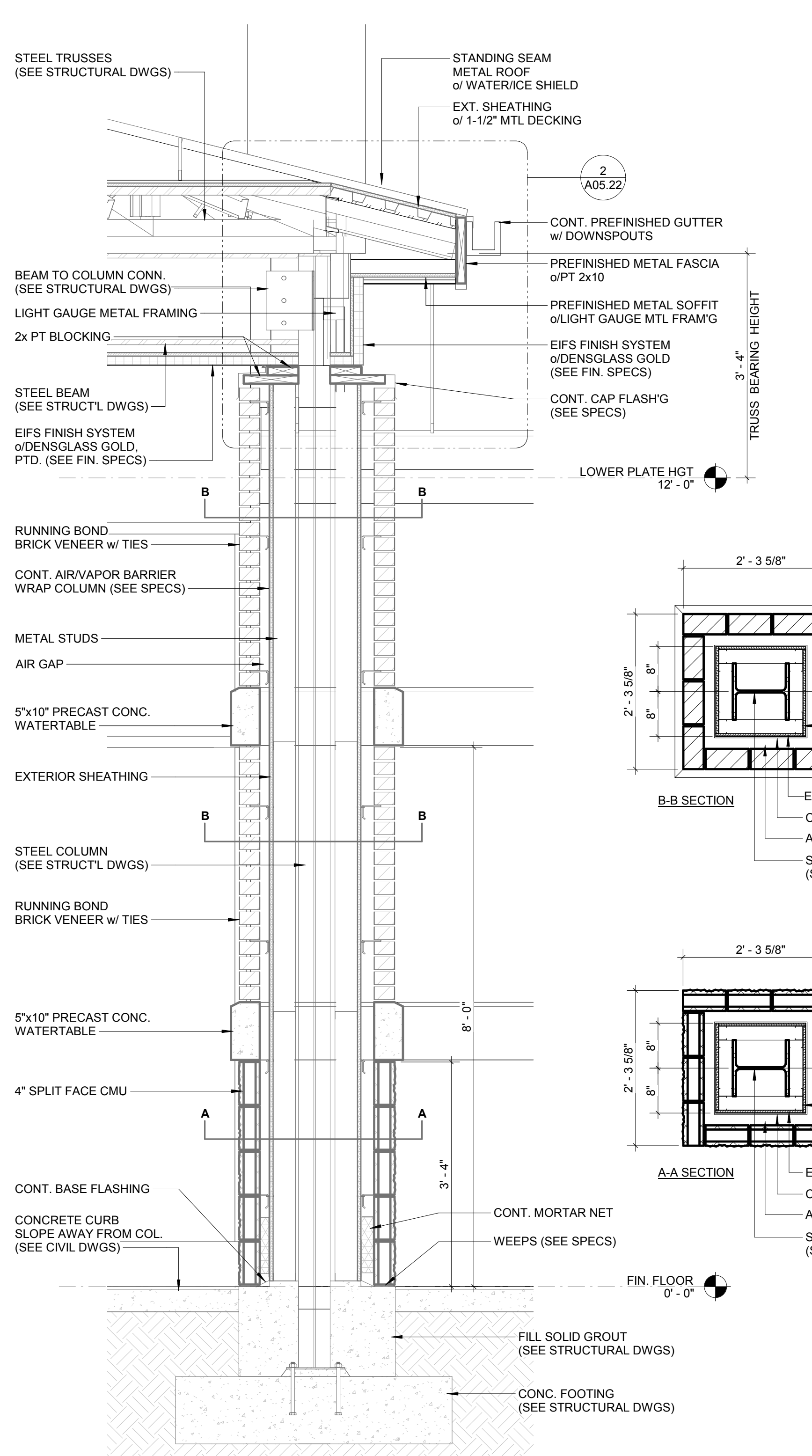
**2 WALL SECTION @ STORAGE**  
3/4" = 1'-0"




**6 WALL SECTION @ CONCESSION 2**  
3/4" = 1'-0"



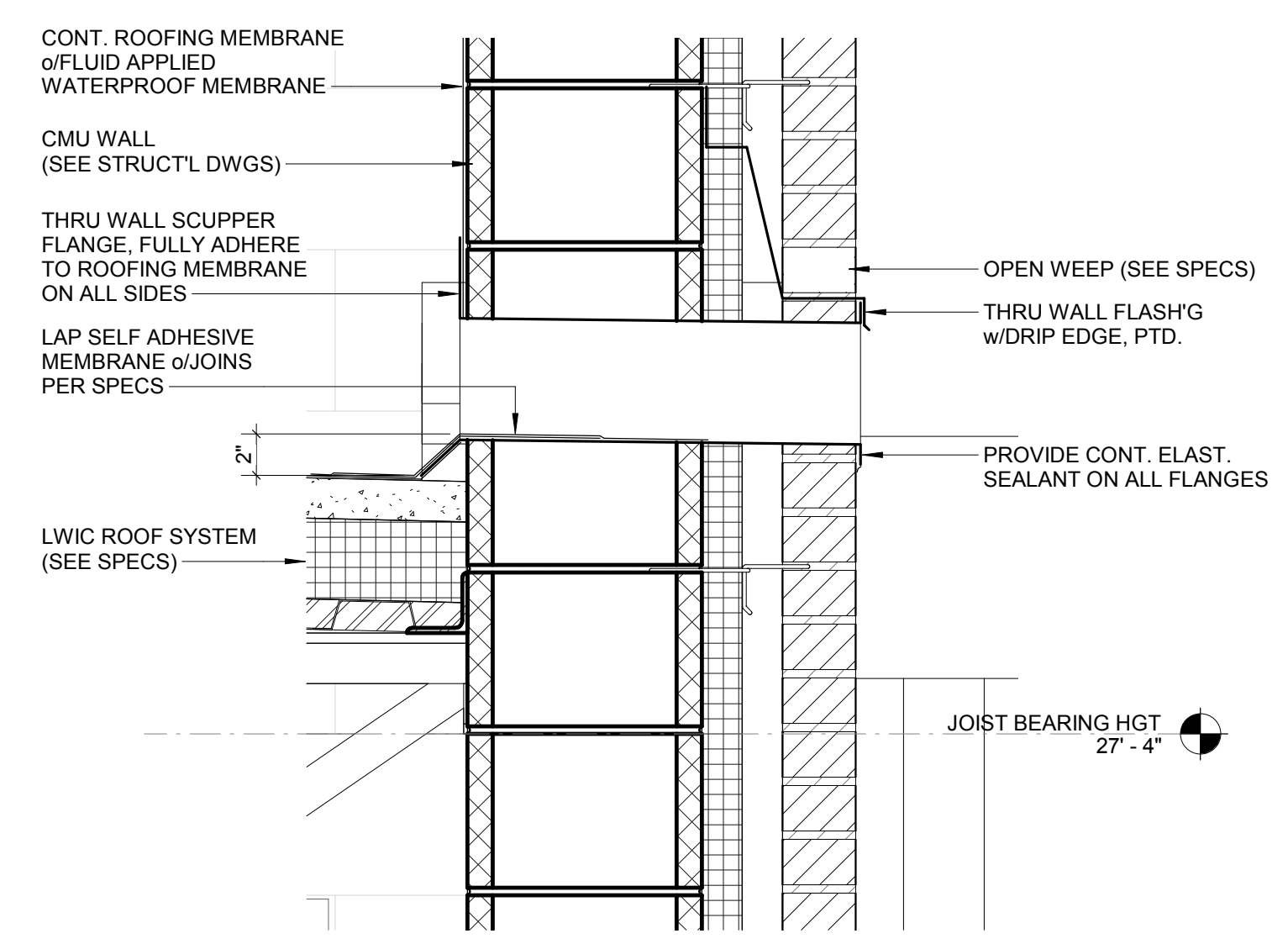
**7 PARTITION WALL SECTION @ SHOWER**  
3/4" = 1'-0"



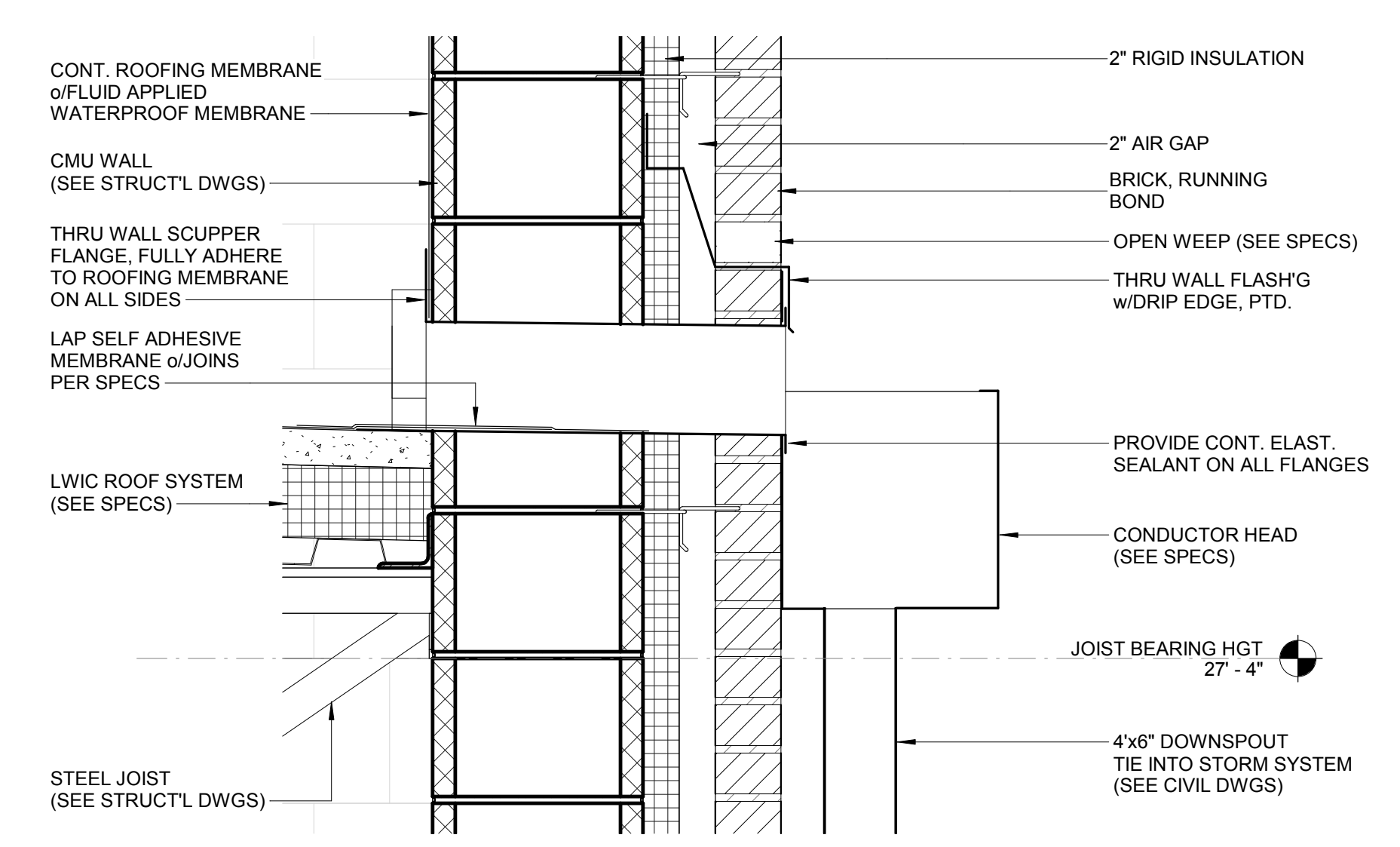
**3 COLUMN SECTION @ PORTE-COCHERE**  
3/4" = 1'-0"



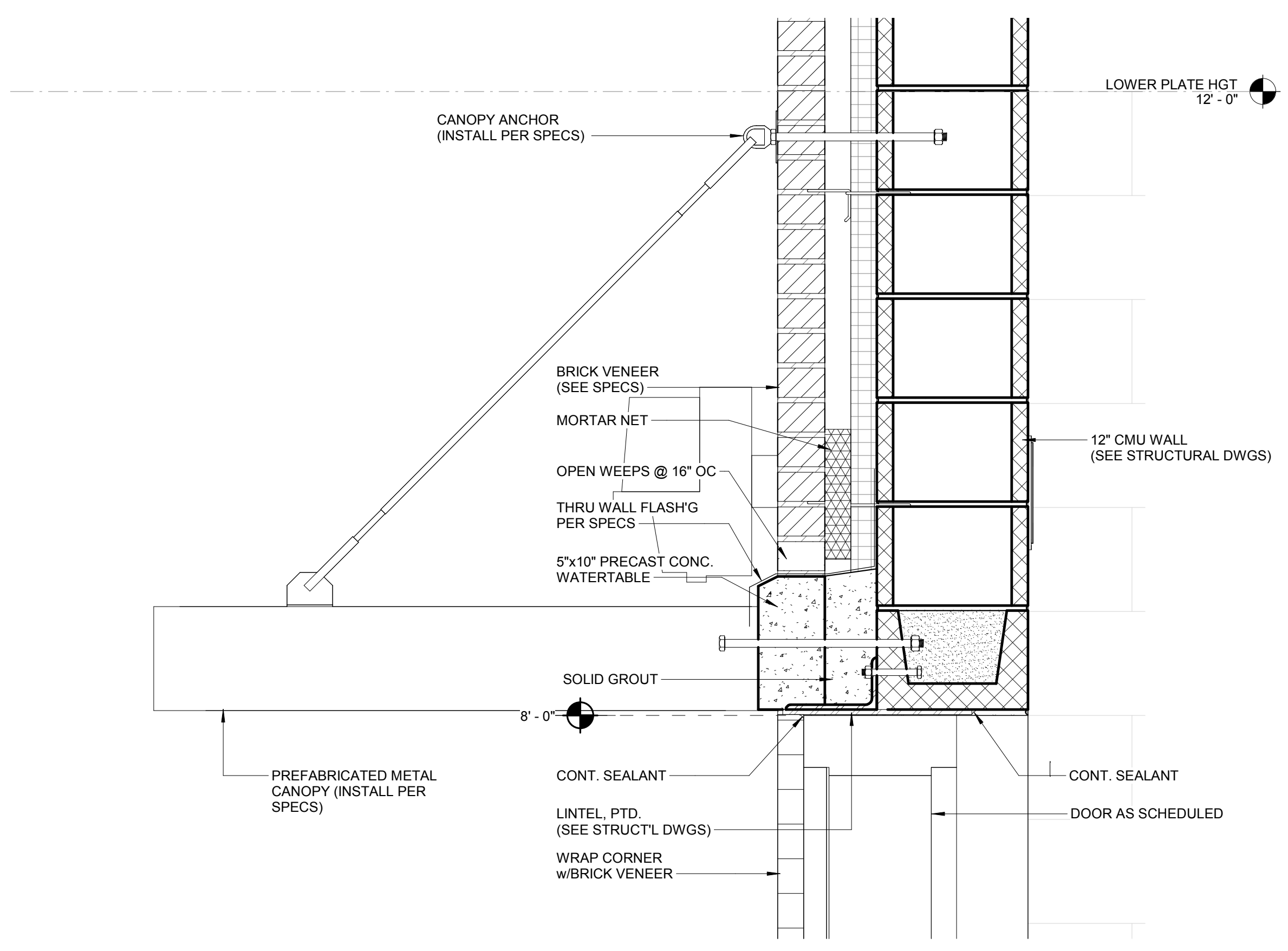
**HUSSEY GAY BELL**  
*Established 1958*  
 329 COMMERCIAL DRIVE, SAVANNAH, GA 31406 / T: 912.354.4626



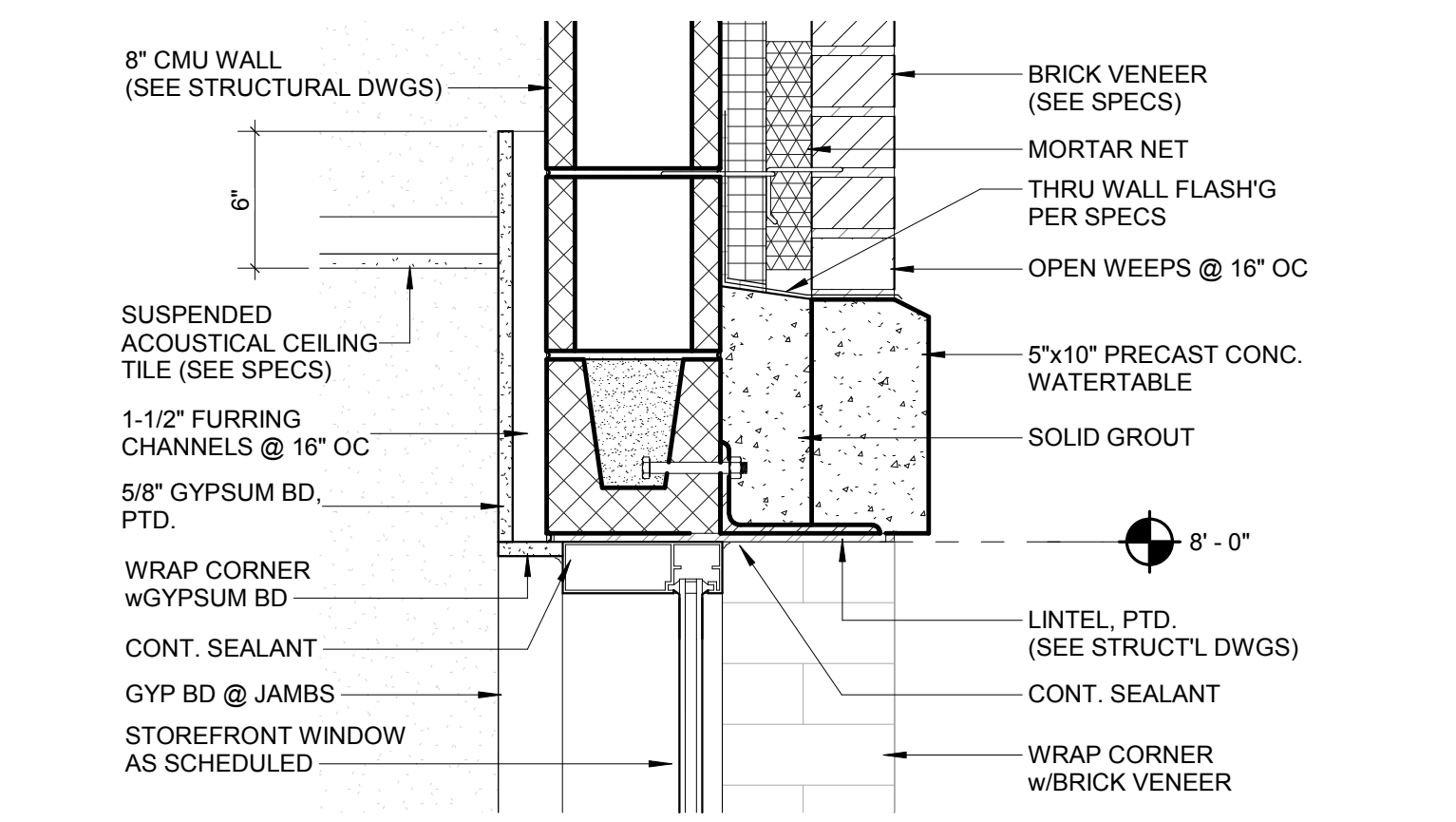
**10 OVERFLOW SCUPPER SECTION DETAIL**  
 1 1/2" = 1'-0"



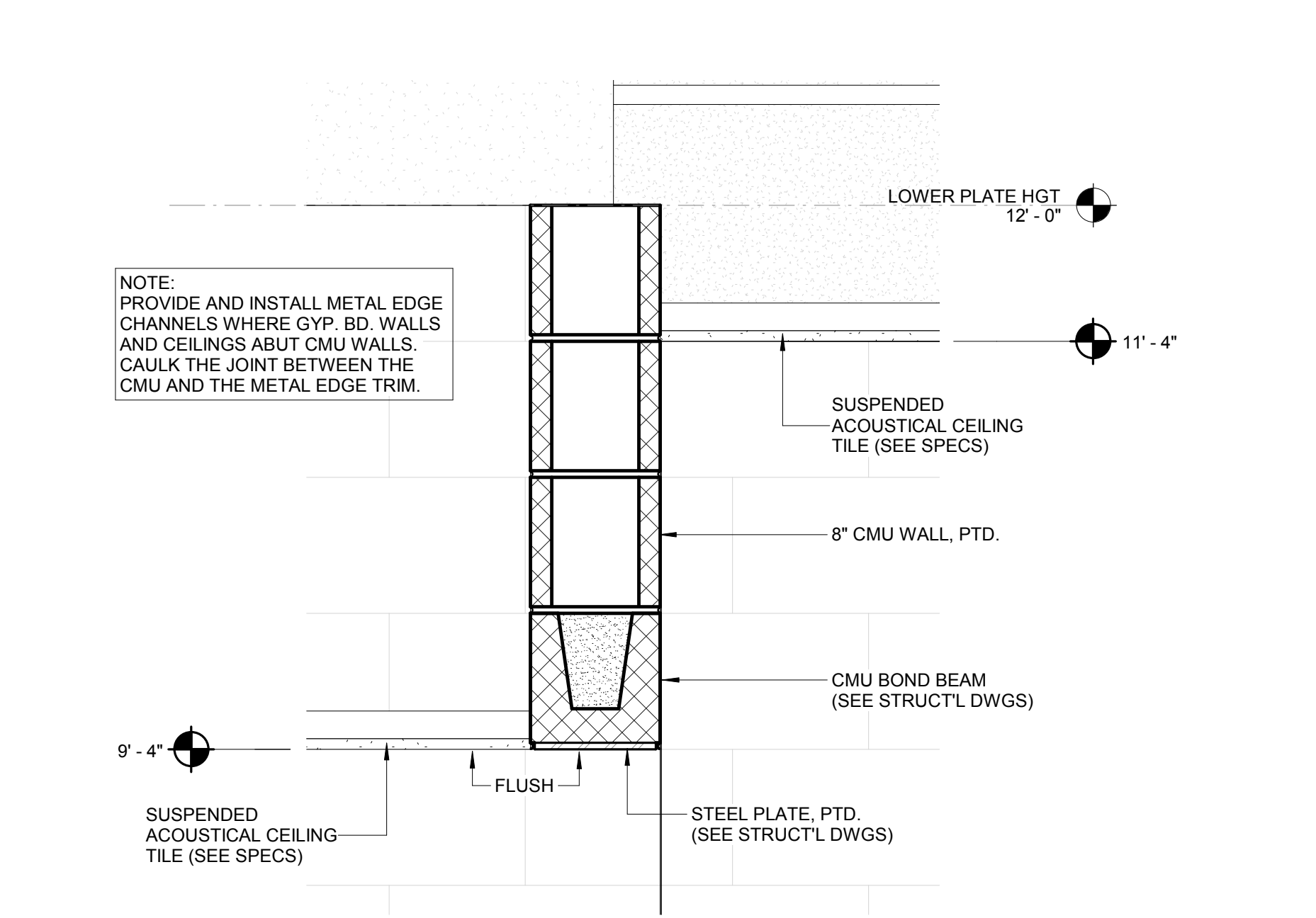
**9 SCUPPER SECTION DETAIL**  
 1 1/2" = 1'-0"



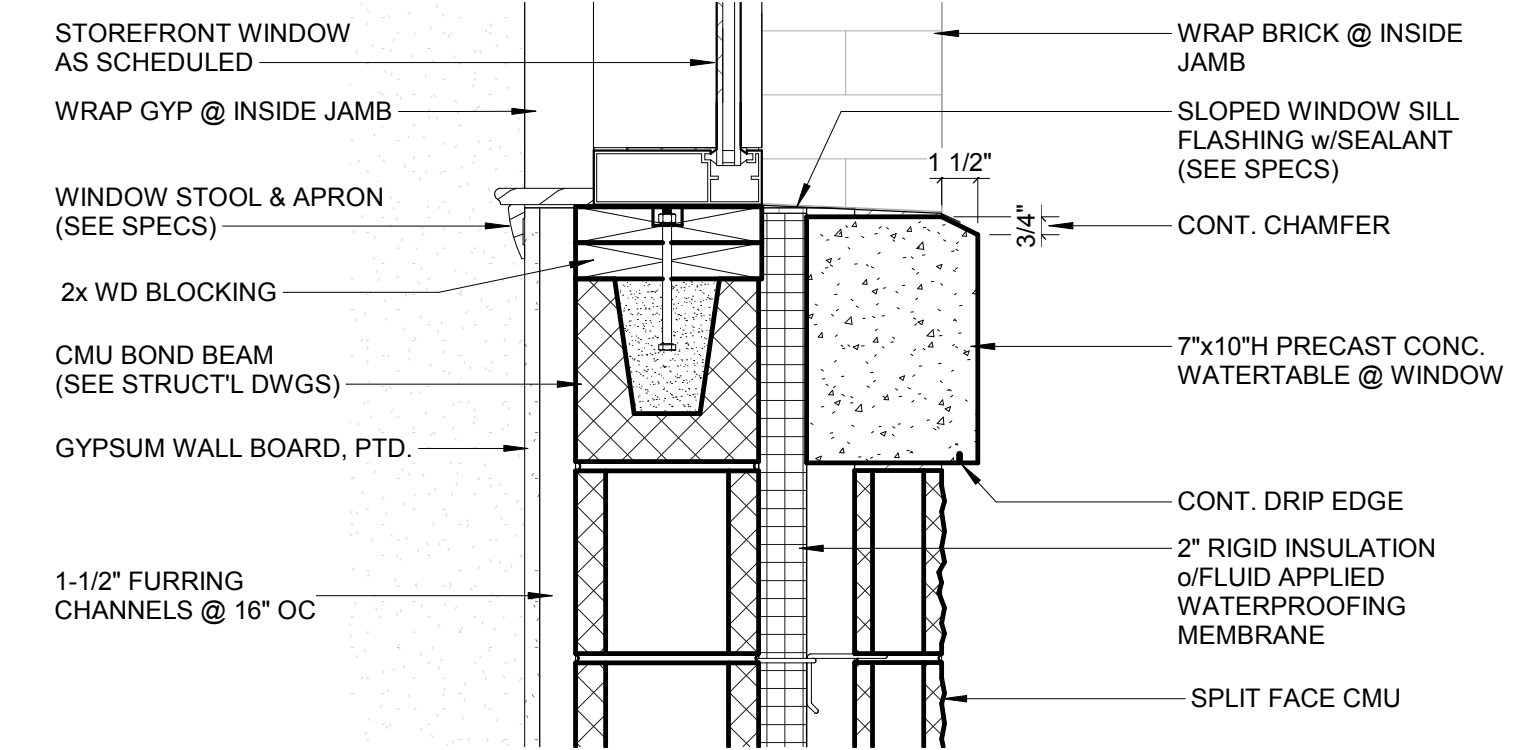
**8 CANOPY SECTION**  
 1 1/2" = 1'-0"



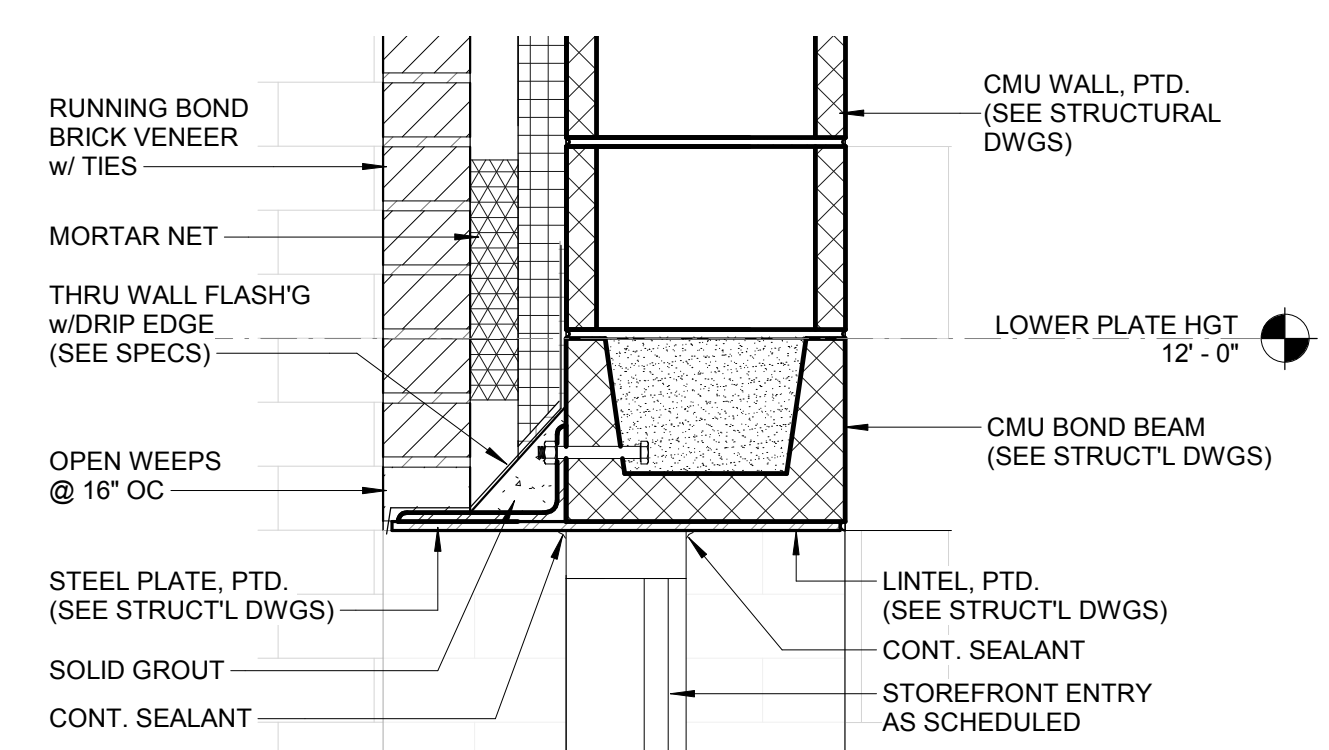
**7 WINDOW HEADER SECTION DETAIL**  
 1 1/2" = 1'-0"



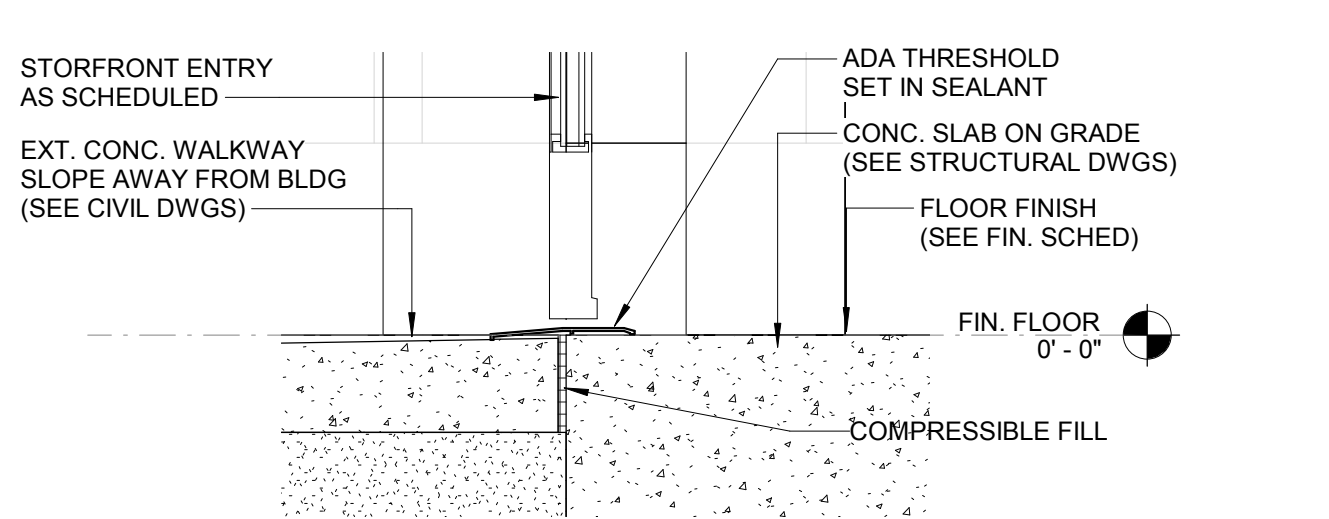
**6 CONCOURSE CEILING STEP**  
 1 1/2" = 1'-0"



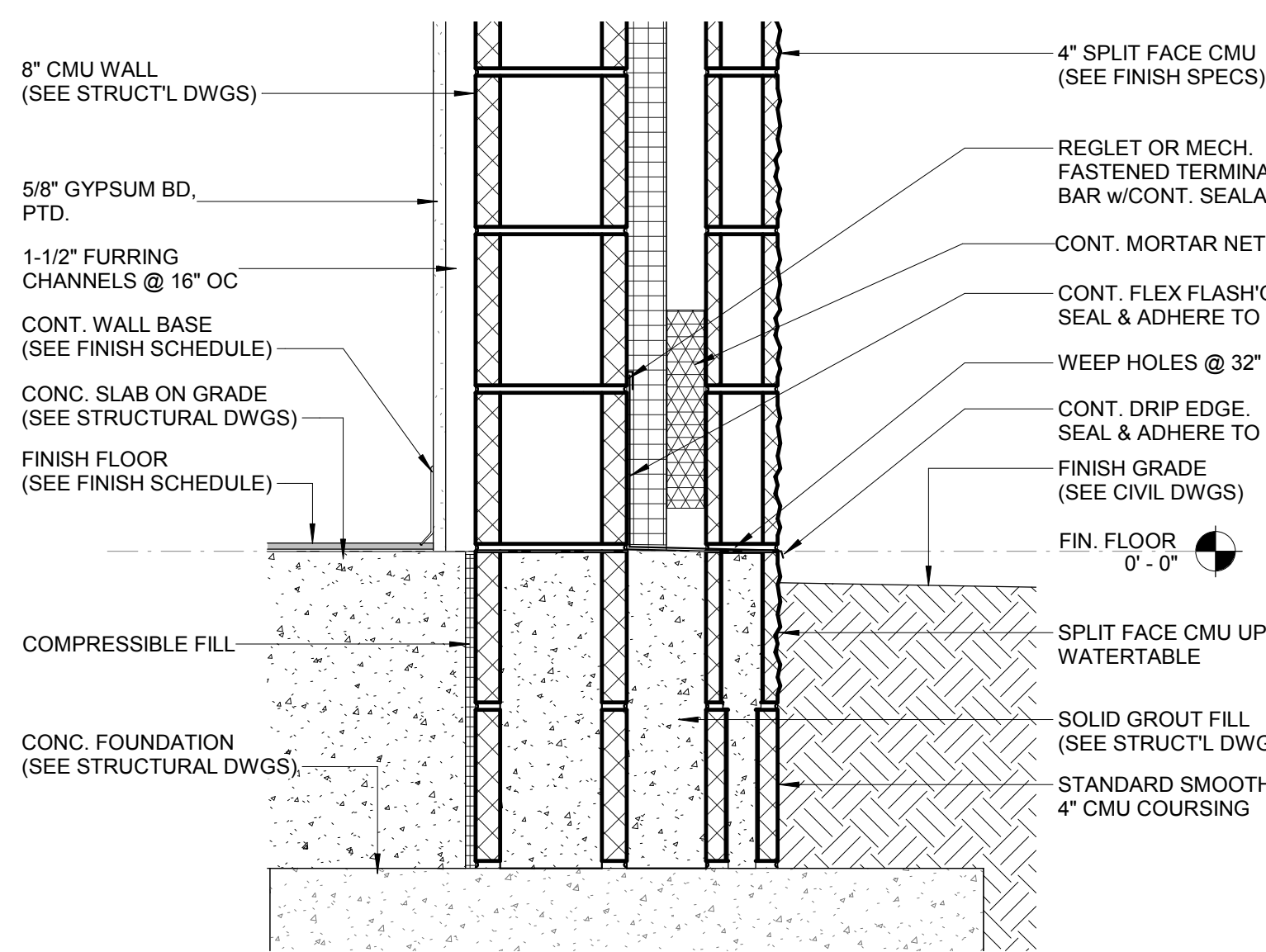
**4 WINDOW SILL SECTION DETAIL**  
 1 1/2" = 1'-0"



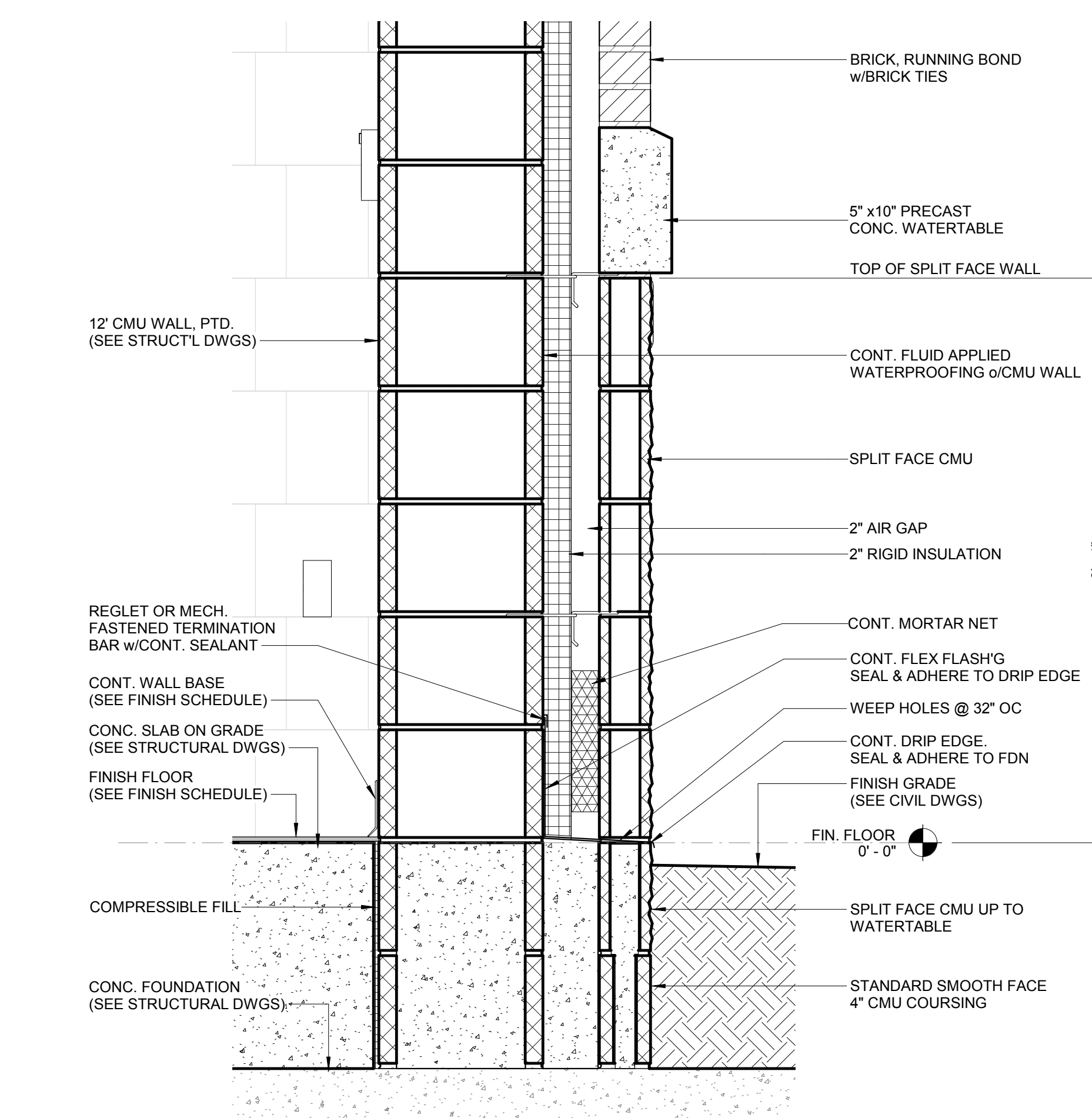
**5 STOREFRONT ENTRY HEADER DETAIL**  
 1 1/2" = 1'-0"



**3 SECTION DETAIL @ ENTRY DOOR SILL**  
 1 1/2" = 1'-0"



**2 TYP. EXTERIOR WALL BASE DETAIL**  
 1 1/2" = 1'-0"



**1 GYM WALL BASE DETAIL**  
 1 1/2" = 1'-0"

REVISIONS


NO.	DATE	DESCRIPTION

DESIGNED	DRAWN	CHECKED
RA	CL	RA
DATE: 08/02/2019		
JOB NO. 218 4802 02		
08/02/19		

**EFFINGHAM COUNTY GYMNASIUM**  
 CLARENCE E. MORGAN RECREATION COMPLEX  
 1750 GA. HWY 21 S., SPRINGFIELD, GEORGIA 31329

DRAWING NUMBER

**A05.21**



**HUSSEY GAY BELL**  
*Established 1958*  
 329 COMMERCIAL DRIVE, SAVANNAH, GA 31406 | T: 912.354.4626

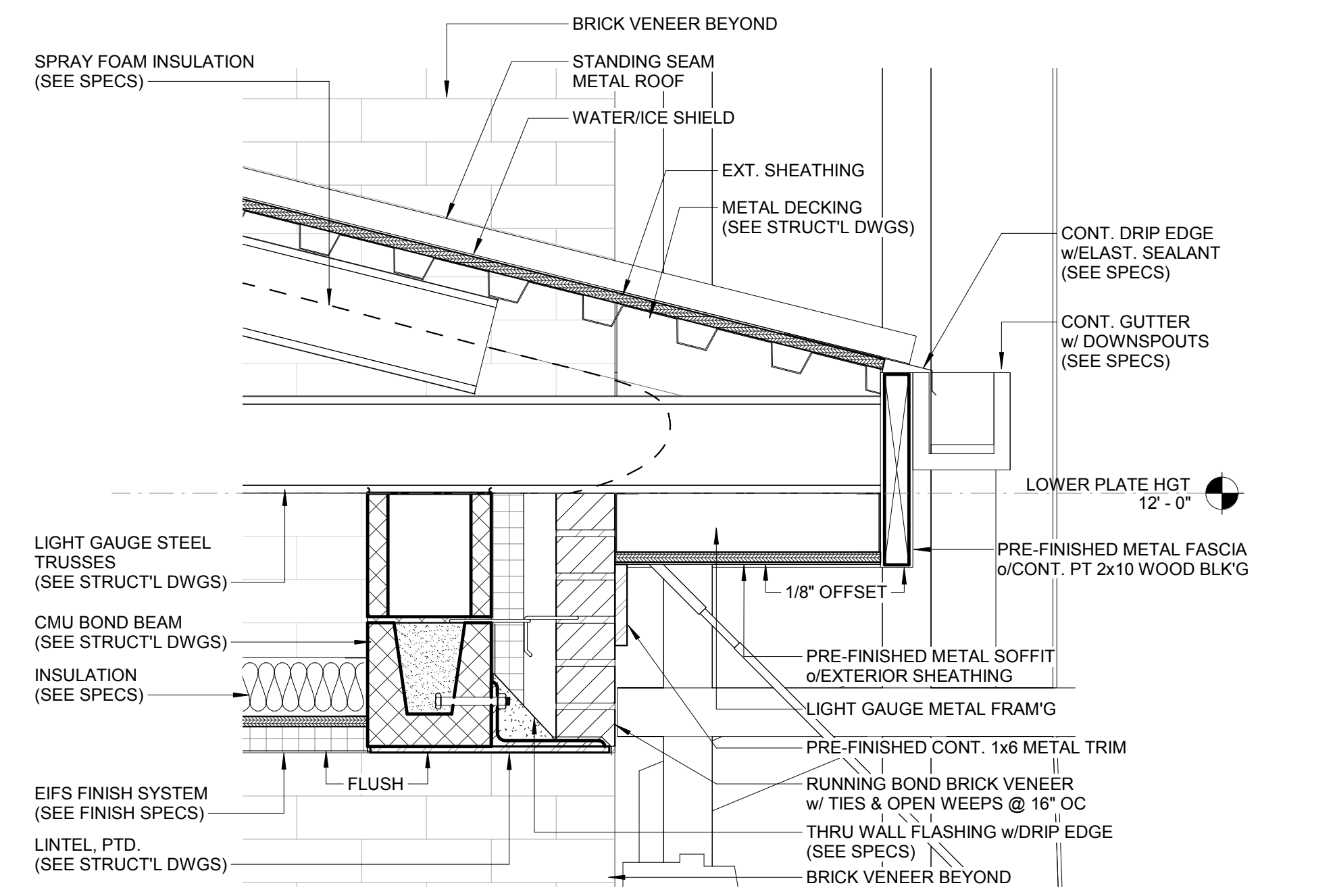
REVISIONS

NO.	DATE	DESCRIPTION

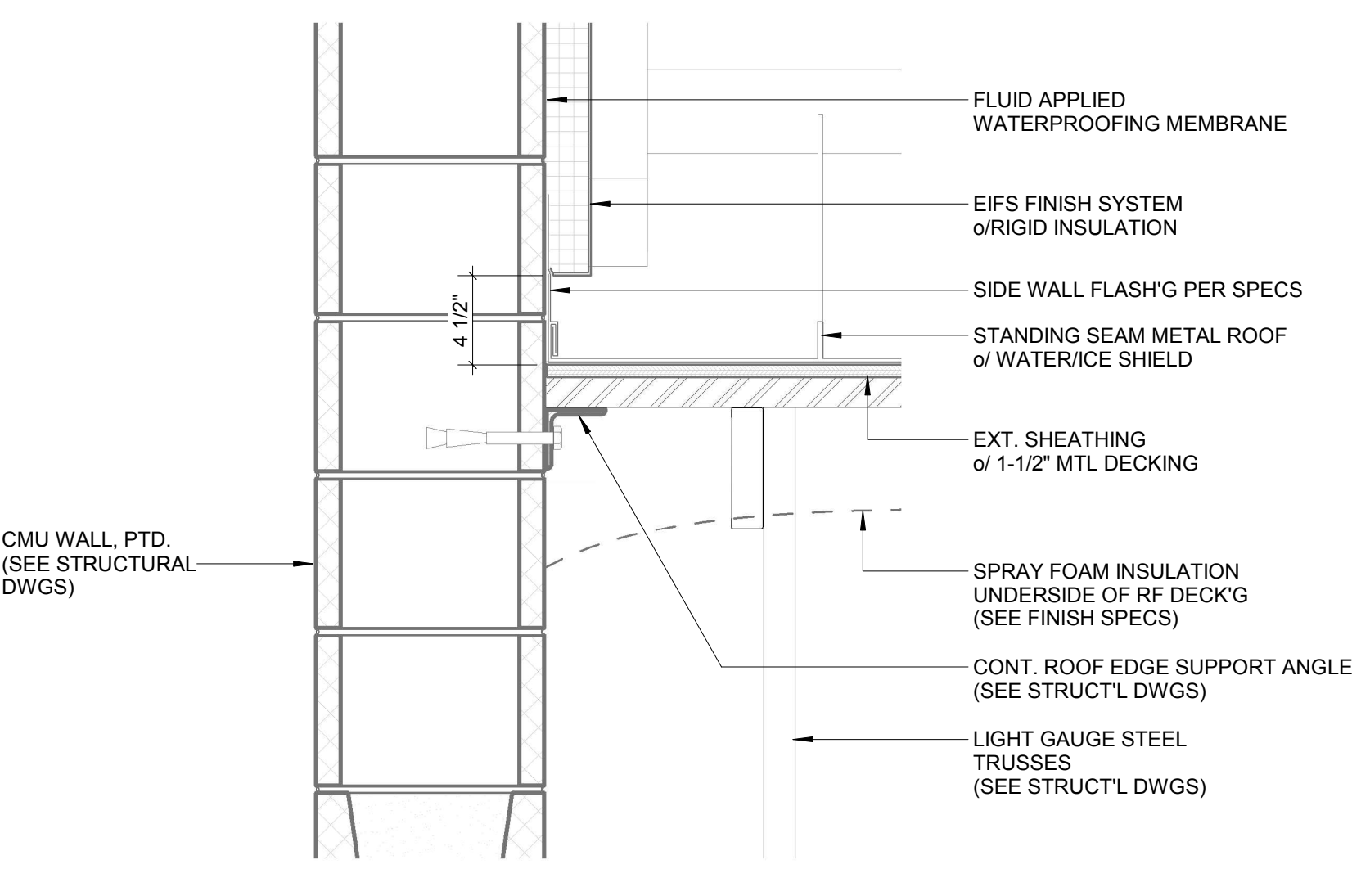
DESIGNED	DRAWN	CHECKED
RA	CL	RA
DATE: 08/02/2019		
JOB NO. 218 4802 02		
08/02/19		

**EFFINGHAM COUNTY GYMNASIUM**  
 CLARENCE E. MORGAN RECREATION COMPLEX  
 1750 GA. HWY 21 S. SPRINGFIELD, GEORGIA 31329

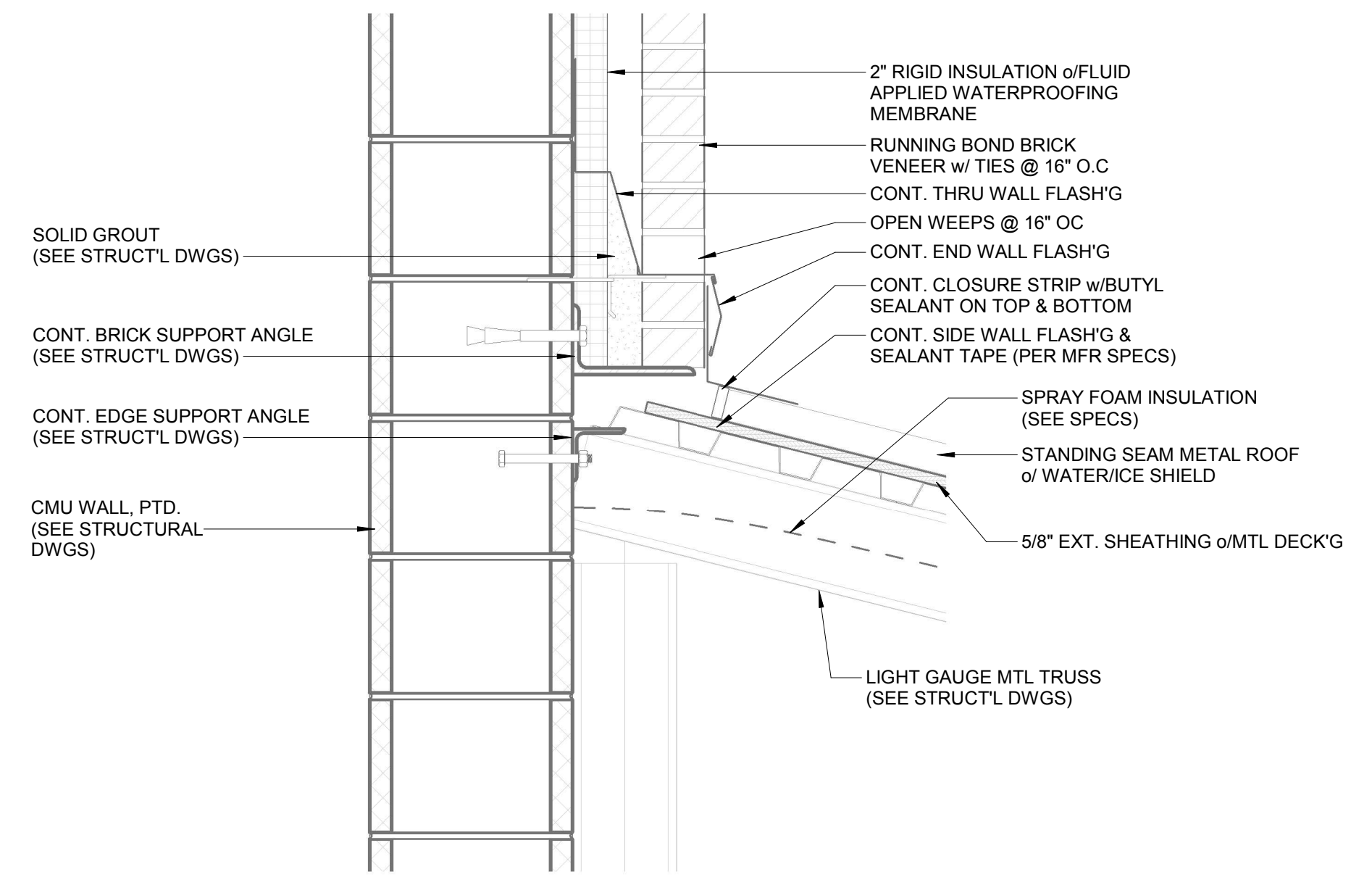
ENLARGED SECTIONS AND DETAILS  
 DRAWING NUMBER  
**A05.22**



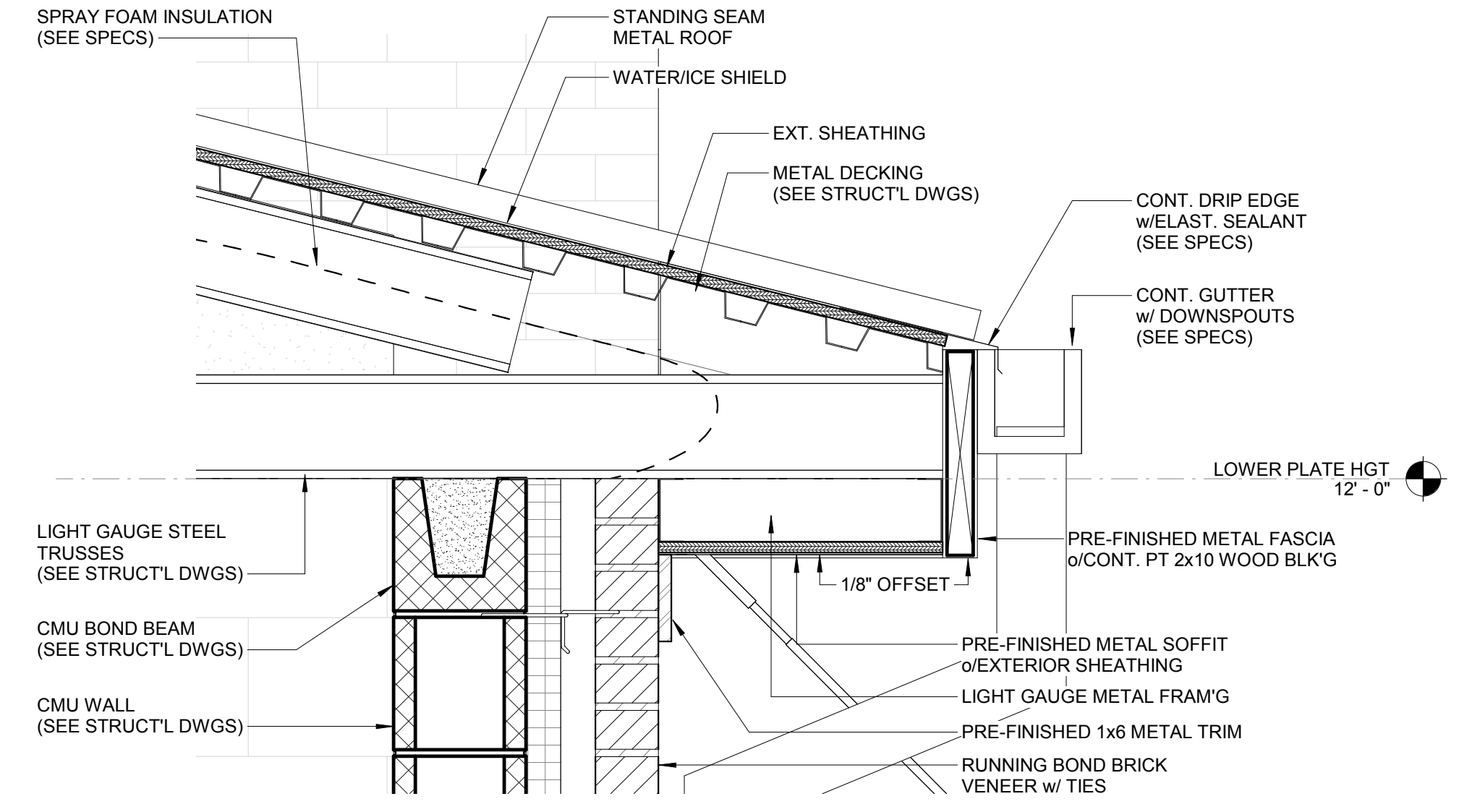
**9 EAVE SECTION DETAIL @ VESTIBULE**  
 1 1/2" = 1'-0"



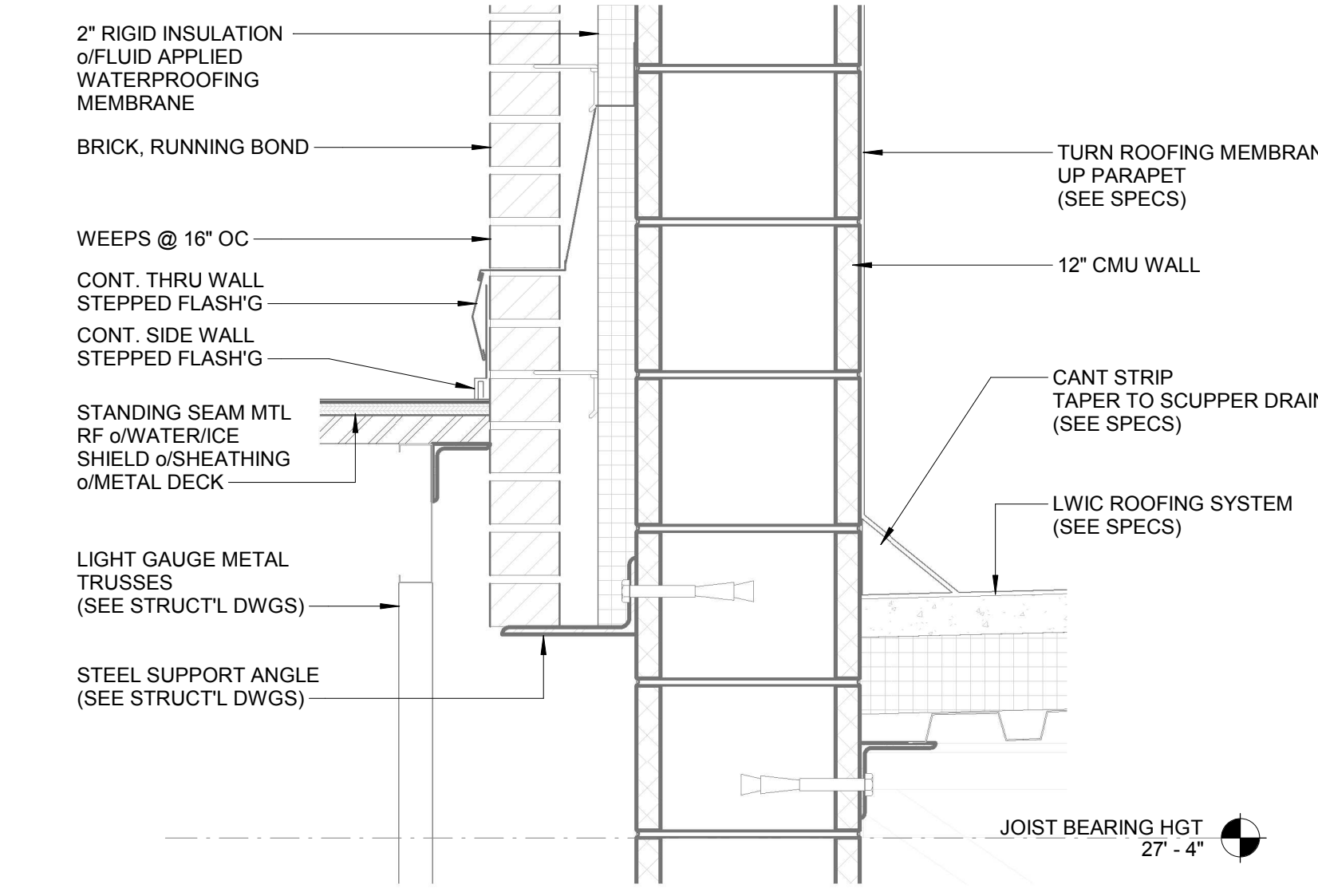
**8 UPPER WALL SECTION DETAIL @ LOBBY**  
 1 1/2" = 1'-0"



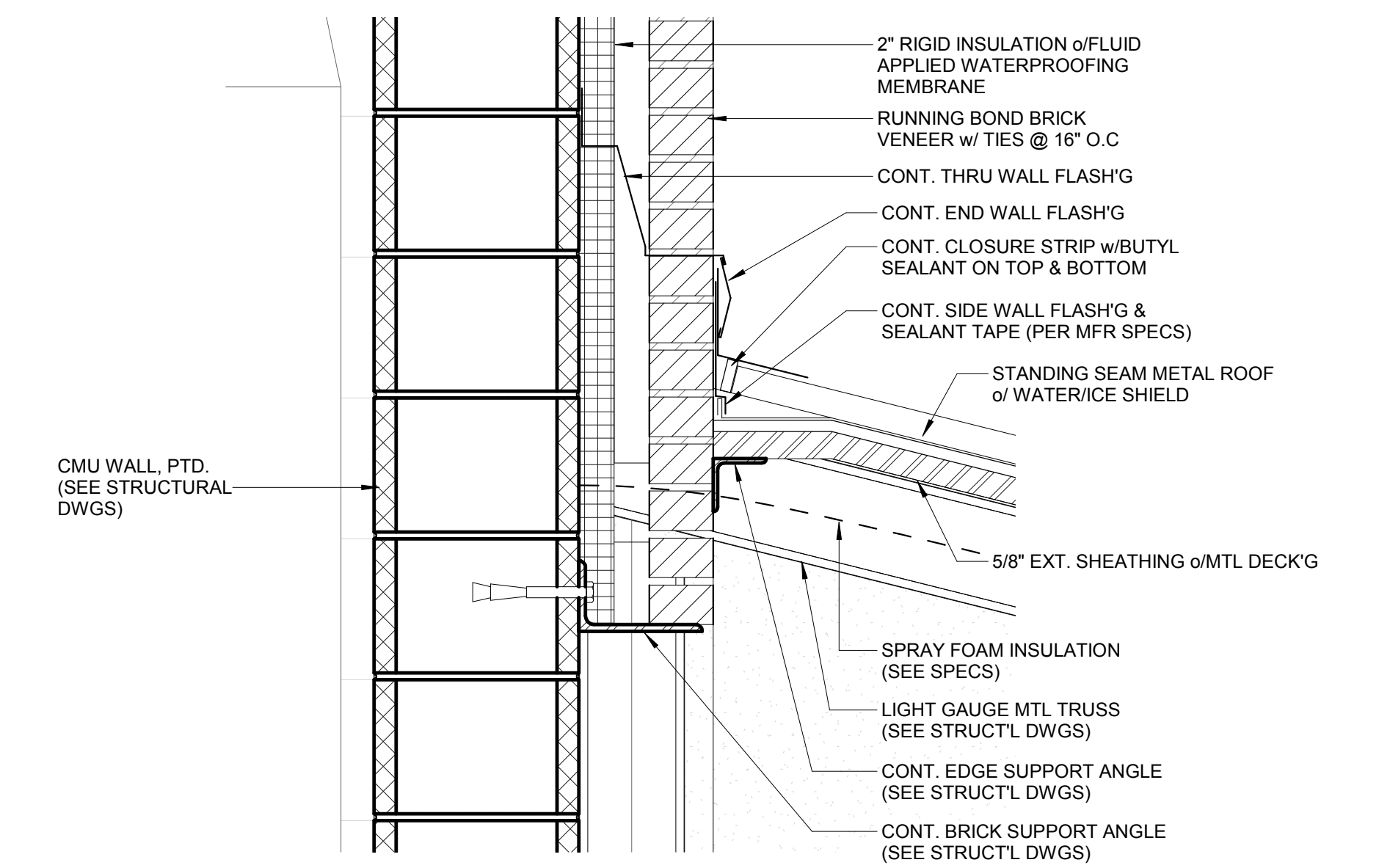
**7 GYM WALL SECTION @ END WALL DETAIL**  
 1 1/2" = 1'-0"



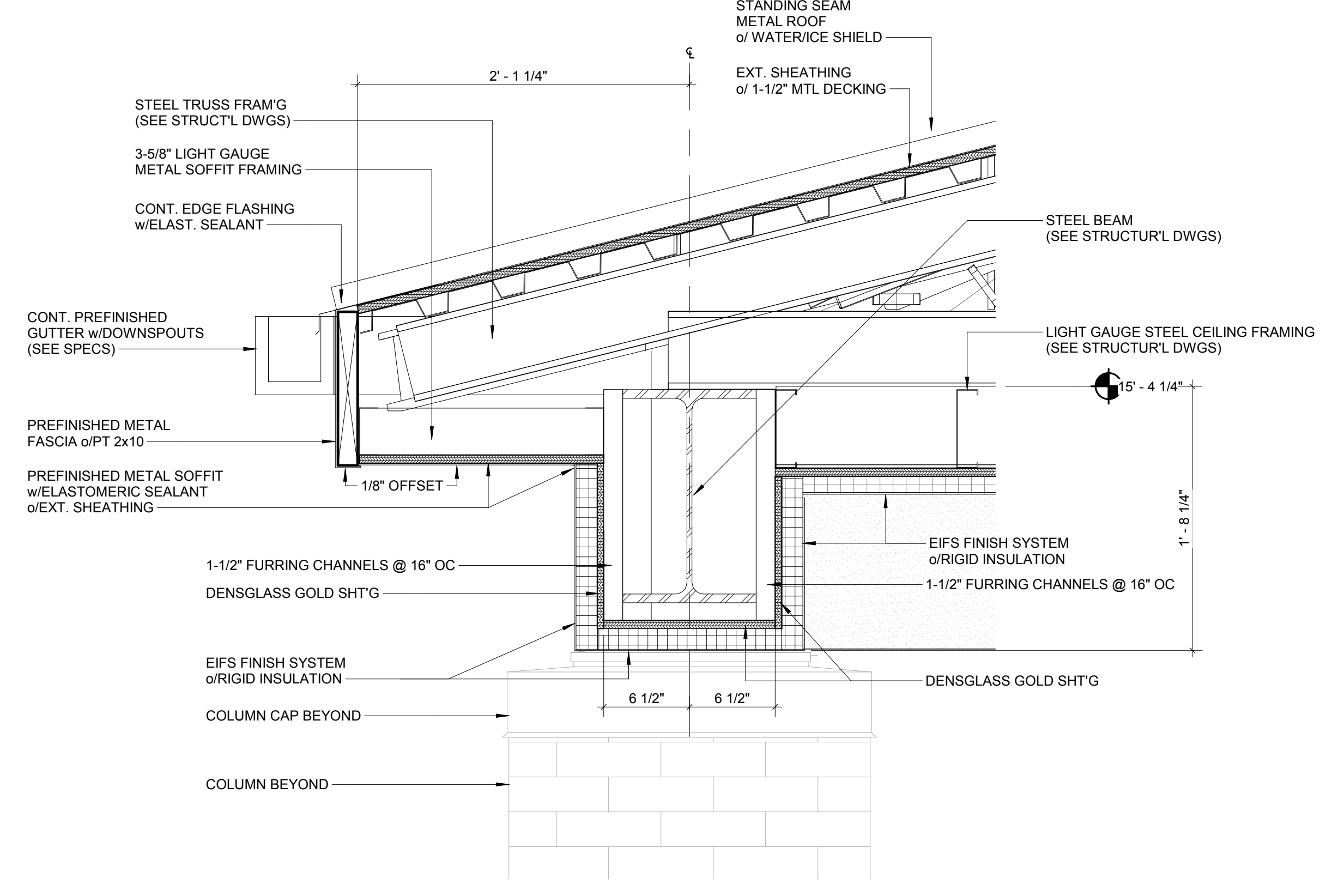
**6 TYP. EAVE DETAIL @ WALL**  
 1 1/2" = 1'-0"



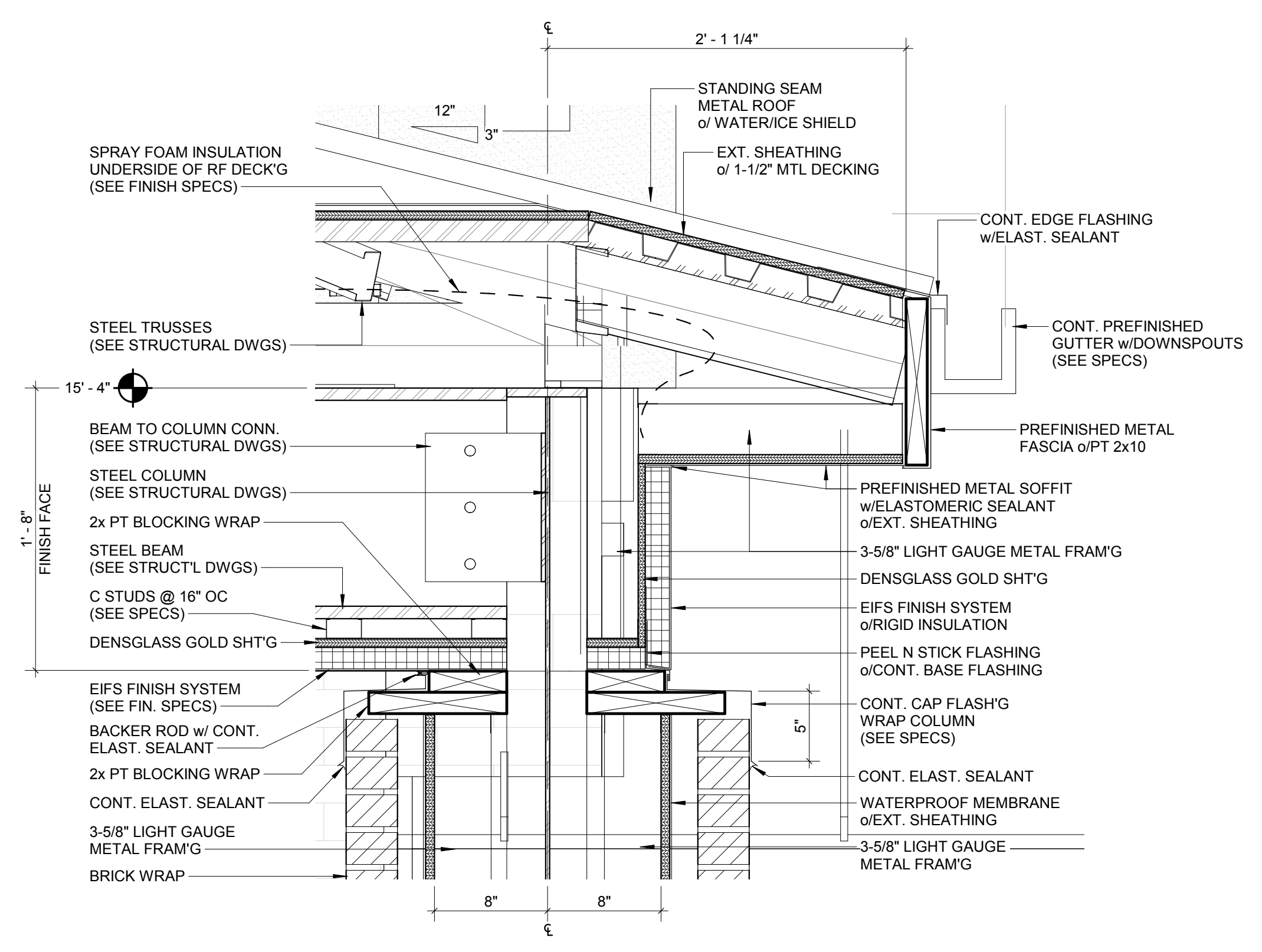
**5 GYM WALL SECTION DETAIL @ LOBBY**  
 1 1/2" = 1'-0"



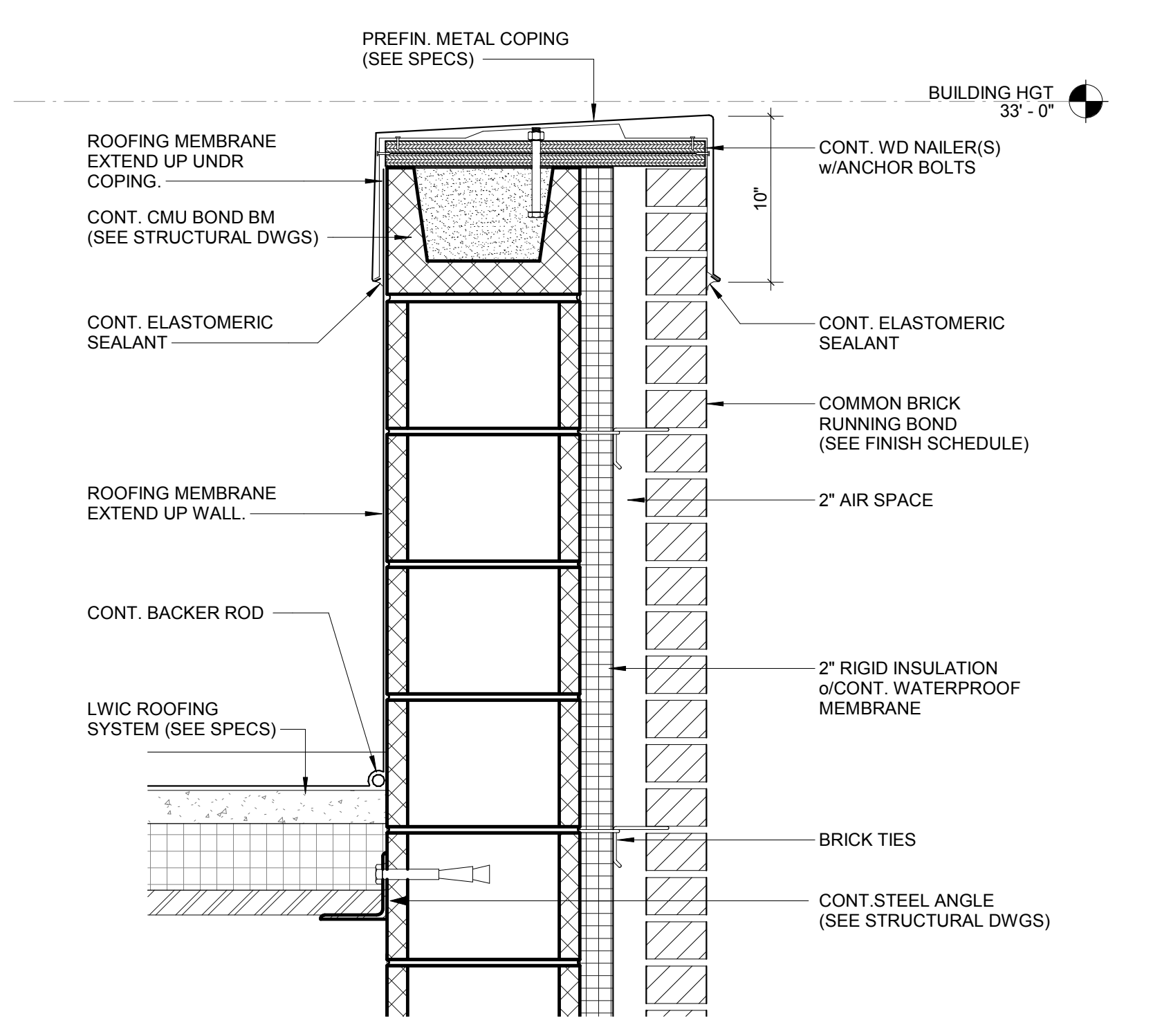
**4 GYM WALL SECTION DETAIL @ SIDEWALL**  
 1 1/2" = 1'-0"



**3 EAVE DETAIL @ PORTE-COCHERE**  
 1 1/2" = 1'-0"




**2 COLUMN CAP SECTION DETAIL @ PORTE-COCHERE**  
 1 1/2" = 1'-0"

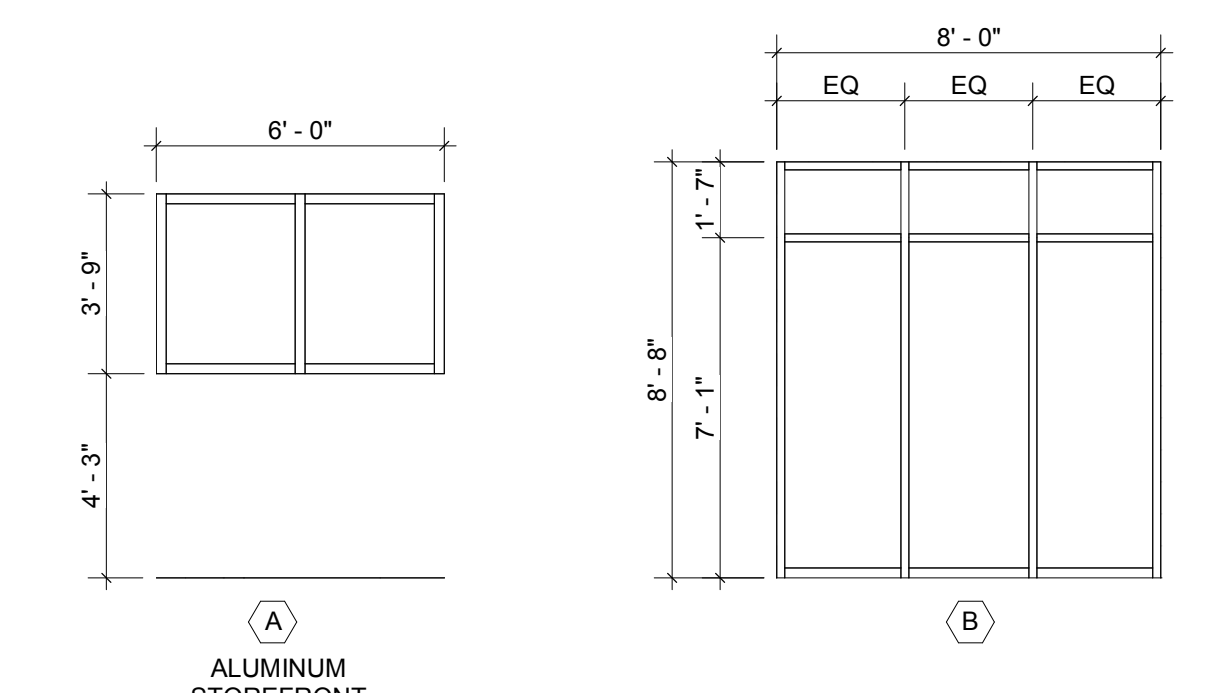


**1 GYM WALL ROOF PARAPET DETAIL**  
 1 1/2" = 1'-0"

This drawing is the property of HUSSEY GAY BELL ARCHITECTS, INC. and shall not be reproduced or copied in whole or in part. It is to be used only for the project, location and date shown hereon. No other use, reproduction or distribution is permitted without the written consent of HUSSEY GAY BELL ARCHITECTS, INC.



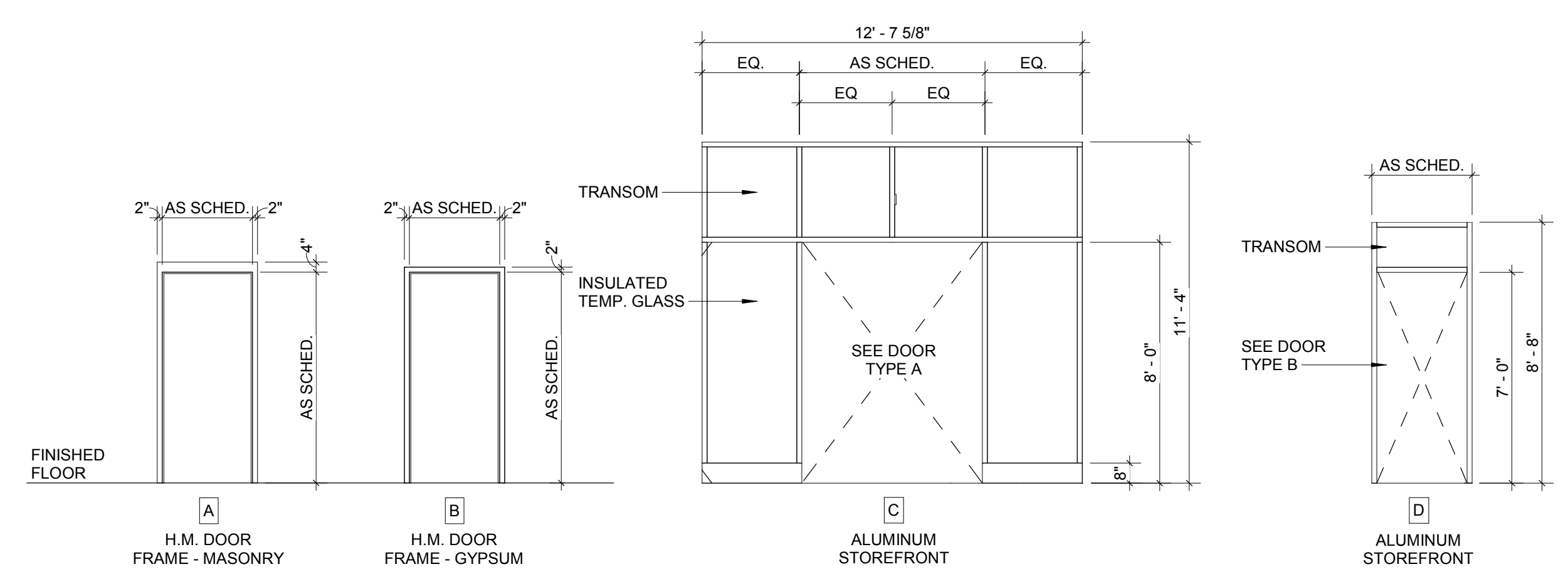
**HUSSEY GAY BELL**  
Established 1958  
329 COMMERCIAL DRIVE, SAVANNAH, GA 31406 | T: 912.354.4626



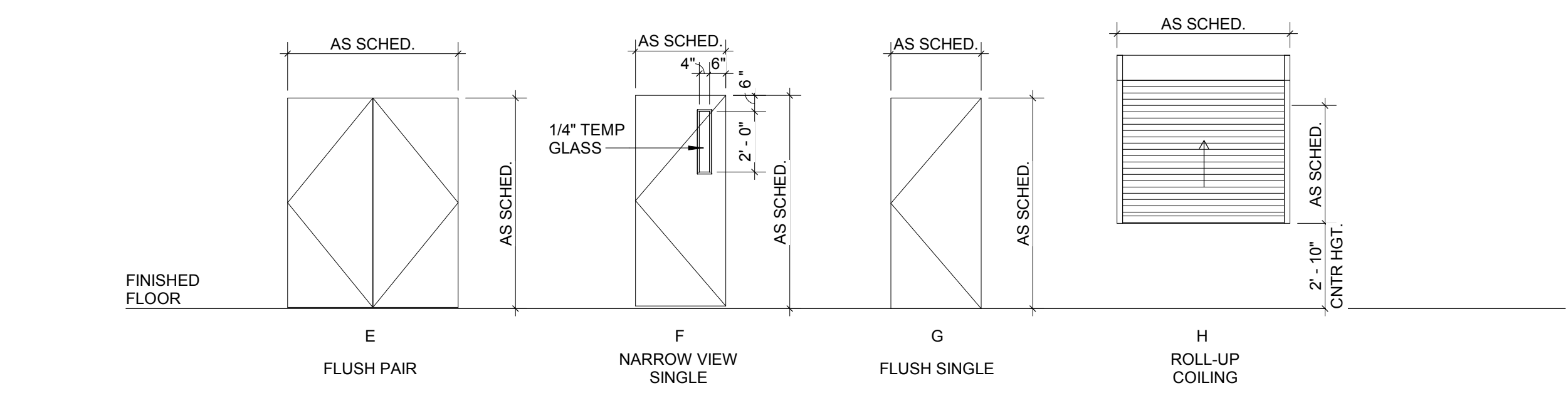
**WINDOW TYPES**  
SCALE: 1/4" = 1'-0"

WINDOW SCHEDULE				
MARK	TYPE	SIZE	DESCRIPTION	REMARKS
A	Storefront	3'-9" x 6'-0"	FIXED, TINTED	
B	Storefront 2		FIXED	

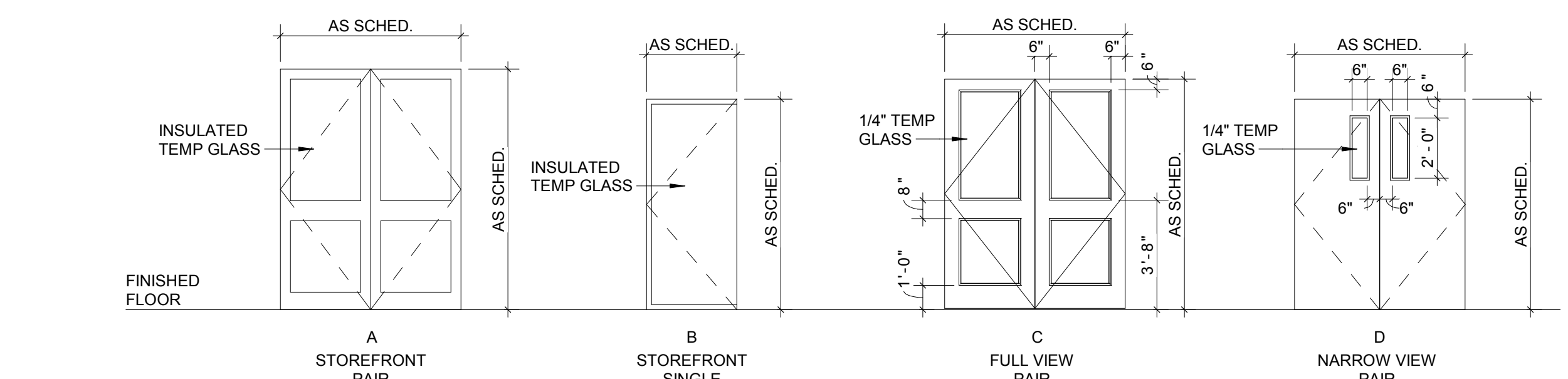
NOTE: SEE DETAIL 4 & 7, SHEET A06.21 FOR WINDOW HEADER AND SILL DETAILS.



**FRAME TYPES**  
SCALE: 1/4" = 1'-0"

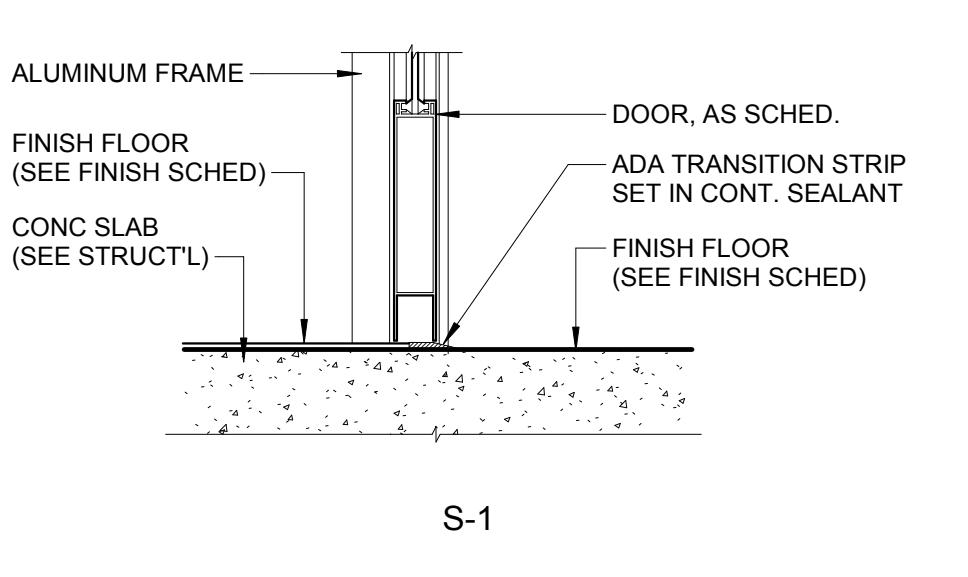
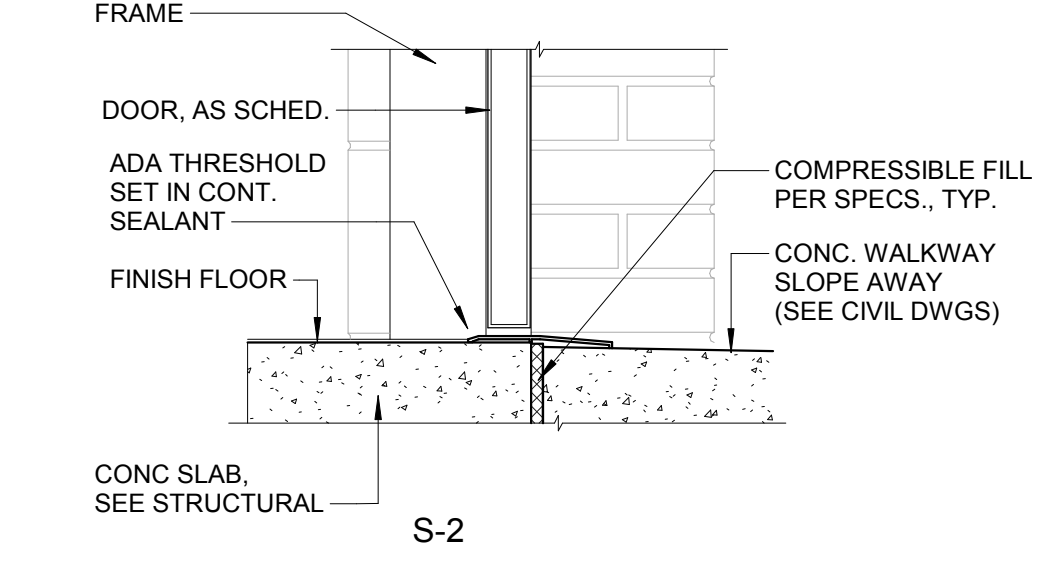
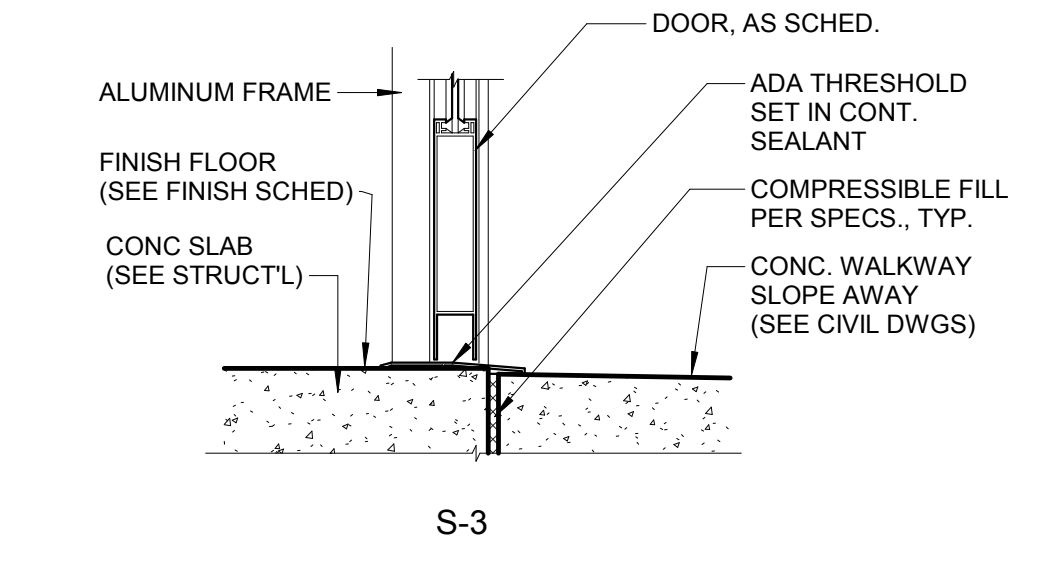
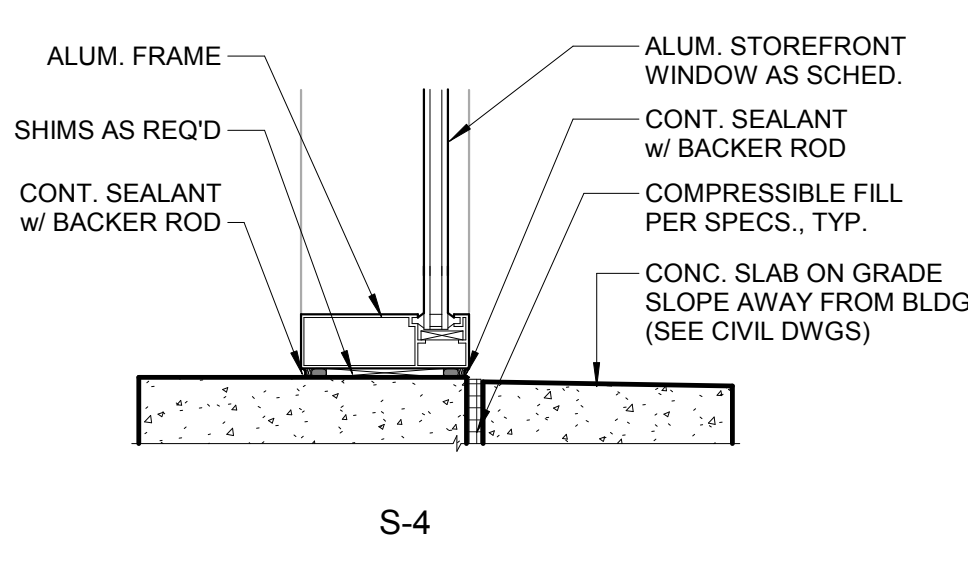
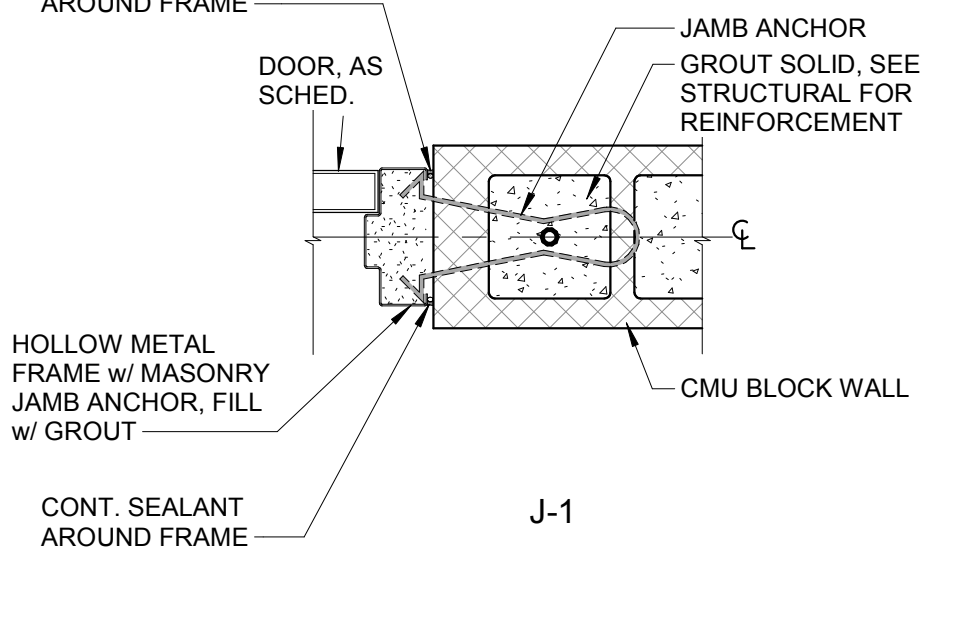
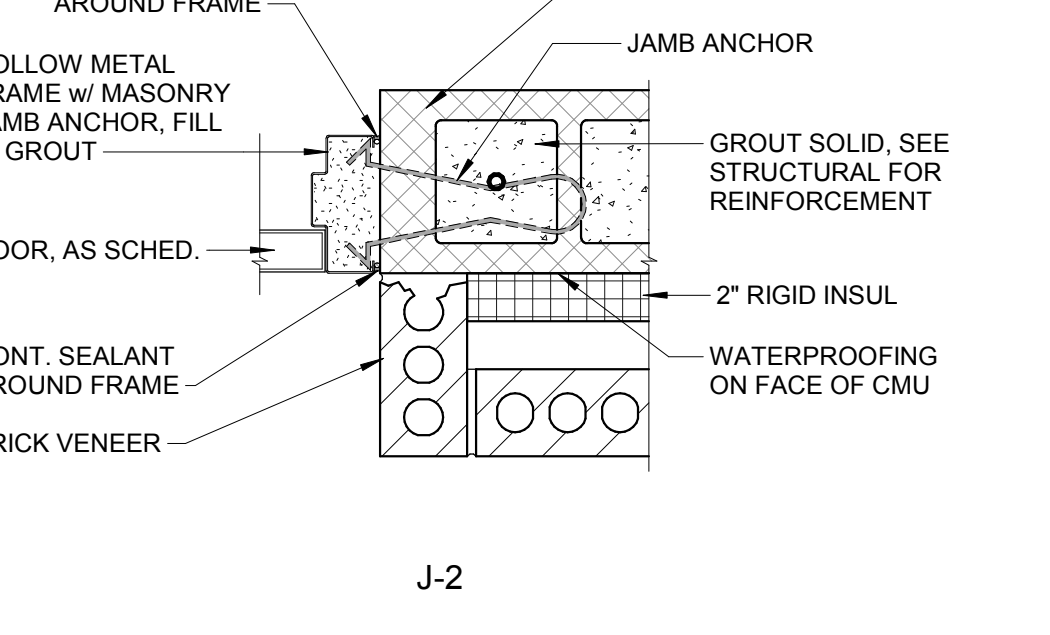
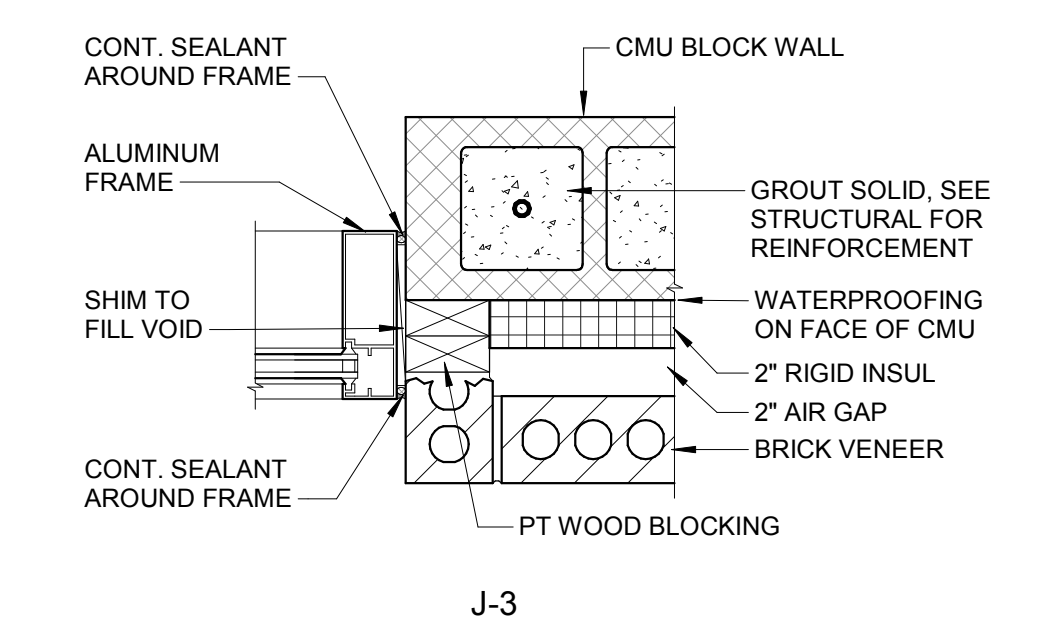
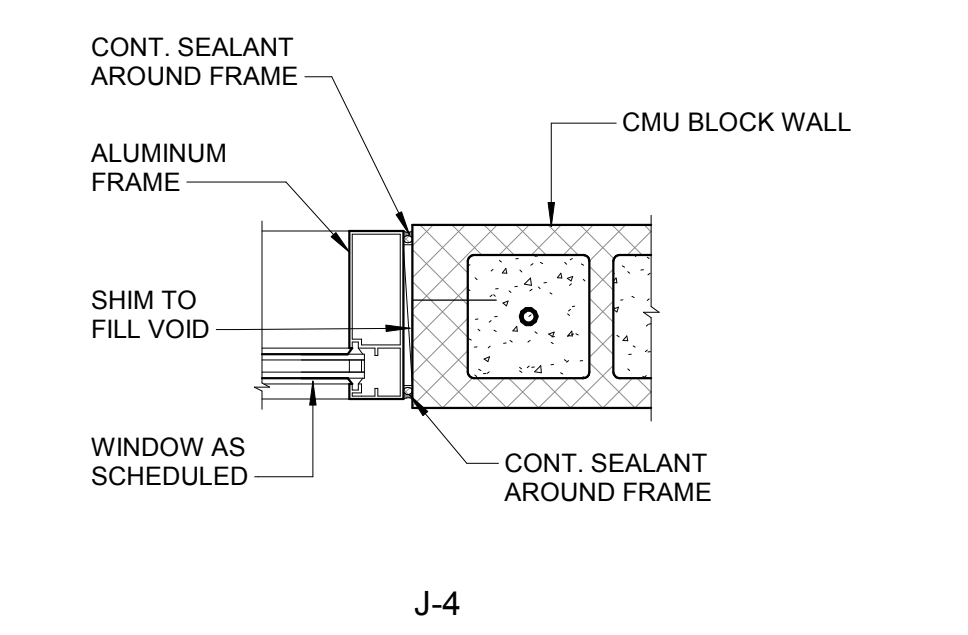
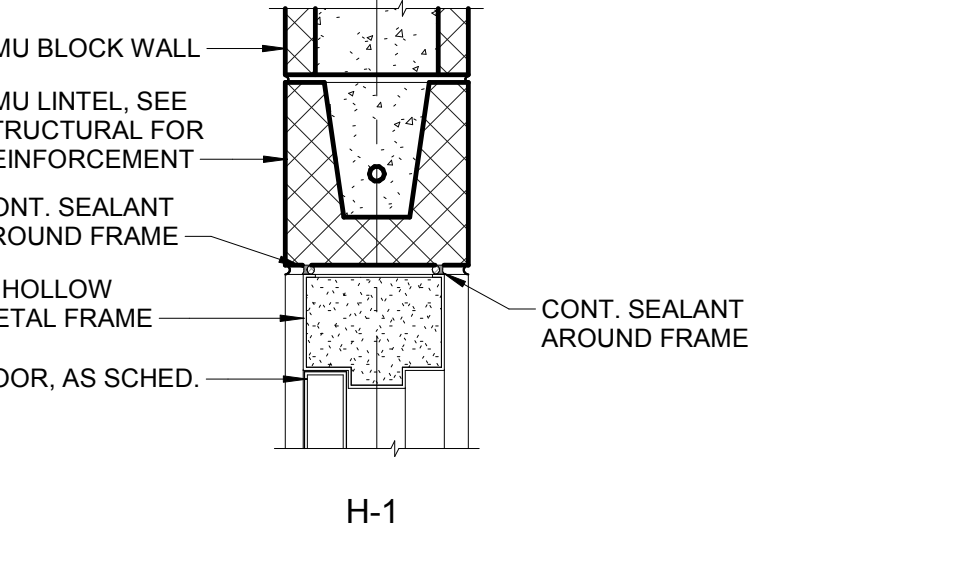
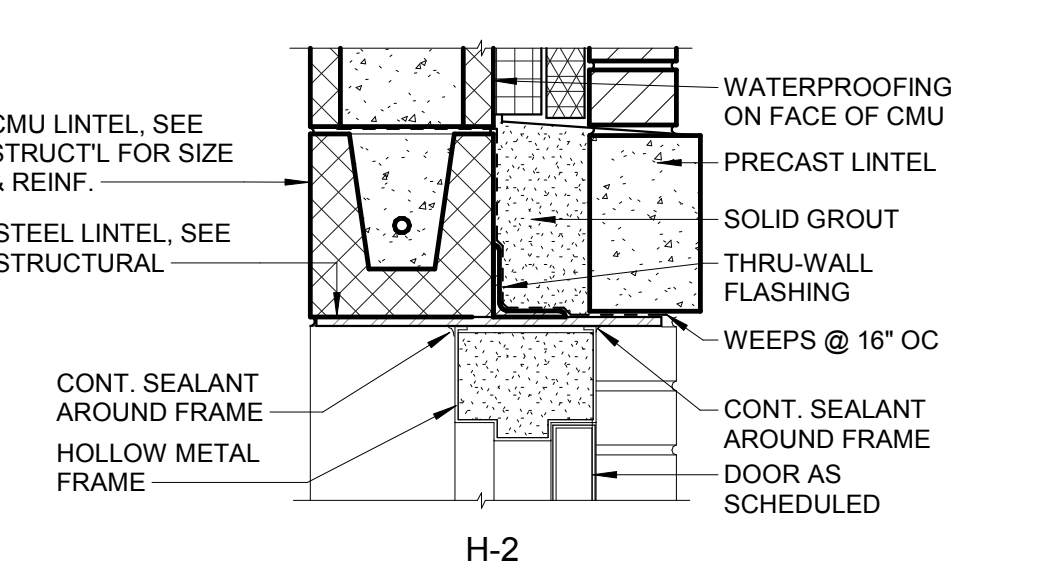
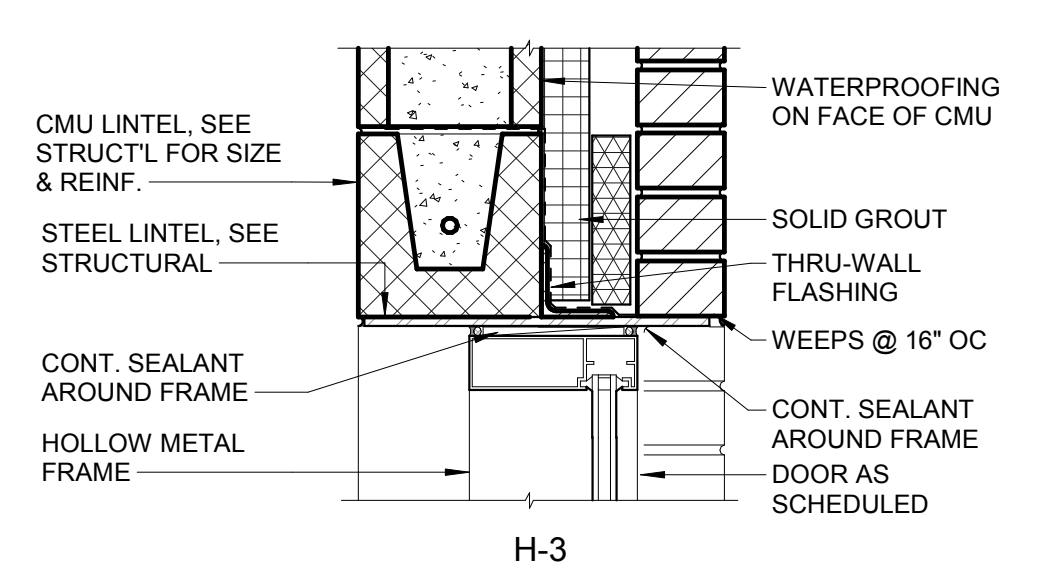
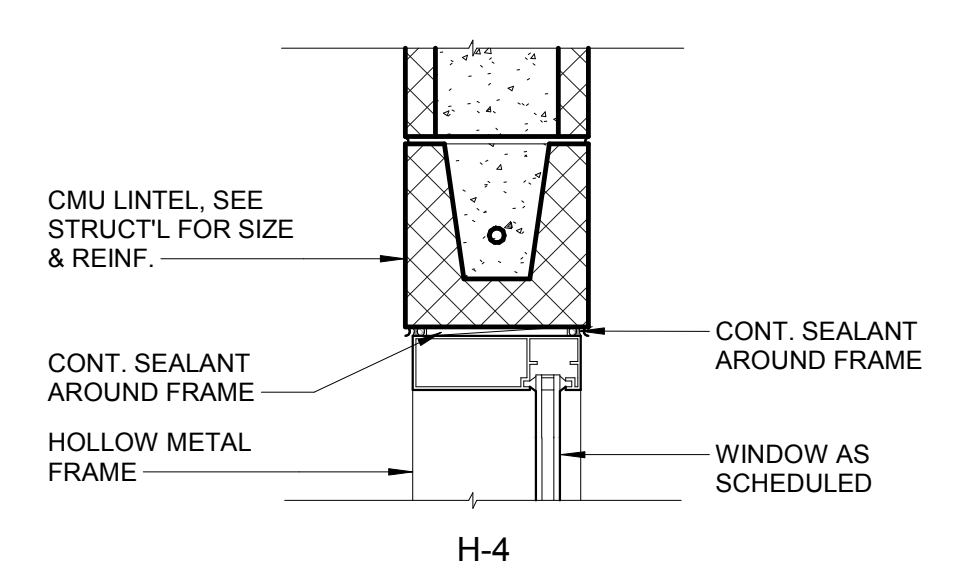


**DOOR TYPES**  
SCALE: 1/4" = 1'-0"



**DOOR SCHEDULE**

MARK	DOOR		FRAME				FINISH		REMARKS				
	WIDTH	HT	THK	MAT	TYPE	HEAD	JAMB	SILL		MAT	TYPE	DOOR	FRAME
101A	6'-0"	8'-0"		ALUM	A	H-3	J-3	S-3	ALUM	C	Alum	Paint	STOREFRONT, PROVIDE PANIC PUSH BAR
101B	6'-0"	8'-0"		ALUM	A	H-3	J-3	S-3	ALUM	C	Alum	Paint	STOREFRONT, PROVIDE PANIC PUSH BAR
102A	5'-8"	7'-0"	0" - 1.34"	MTL	D	H-1	J-1	S-1	HM	A	Paint	Paint	PROVIDE PANIC PUSH BAR
102B	5'-8"	7'-0"	0" - 1.34"	MTL	D	H-1	J-1	S-1	HM	A	Paint	Paint	PROVIDE PANIC PUSH BAR
102C	5'-8"	7'-0"	0" - 1.34"	MTL	D	H-1	J-1	S-1	HM	A	Paint	Paint	PROVIDE PANIC PUSH BAR
102D	5'-8"	7'-0"	0" - 1.34"	MTL	D	H-1	J-1	S-1	HM	A	Paint	Paint	PROVIDE PANIC PUSH BAR
102E	5'-8"	7'-8"	0" - 1.34"	MTL	E	H-2	J-2	S-2	HM	A	Paint	Paint	PROVIDE PANIC PUSH BAR
102F	5'-8"	7'-8"	0" - 1.34"	MTL	E	H-2	J-2	S-2	HM	A	Paint	Paint	PROVIDE PANIC PUSH BAR
104A	3'-0"	7'-0"	0" - 1.34"	WD	F	H-1	J-1	S-1	HM	B	Stain	Paint	
104B	3'-0"	7'-0"	0" - 1.34"	ALUM	H	H-1	J-1	S-1	ALUM		Alum	Paint	
104C	5'-4"	4'-6"	0" - 1.34"	ALUM	H	H-1	J-1	S-1	ALUM		Alum	Paint	
104D	5'-4"	4'-6"	0" - 1.34"	ALUM	H	H-1	J-1	S-1	ALUM		Alum	Paint	
107A	3'-0"	7'-0"	0" - 1.34"	WD	G	H-1	J-1	S-1	HM	A	Stain	Paint	
107B	3'-0"	7'-0"	0" - 1.34"	WD	G	H-1	J-1	S-1	HM	B	Stain	Paint	
108	3'-0"	7'-0"	0" - 1.34"	ALUM	B	H-4	J-4	S-4	ALUM	E	Alum	Paint	
110	3'-0"	7'-0"	0" - 1.34"	WD	G	H-1	J-1	S-1	HM	B	Stain	Paint	
111A	6'-0"	7'-8"	0" - 1.34"	MTL	C	H-2	J-2	S-2	HM	A	Paint	Paint	PROVIDE PANIC PUSH BAR
111B	6'-0"	7'-8"	0" - 1.34"	MTL	C	H-1	J-1	S-1	HM	A	Paint	Paint	PROVIDE PANIC PUSH BAR
112	5'-8"	7'-0"	0" - 1.34"	MTL	E	H-1	J-1	S-1	HM	A	Paint	Paint	
115A	5'-8"	7'-0"	0" - 1.34"	MTL	E	H-1	J-1	S-1	HM	A	Paint	Paint	
115B	5'-8"	7'-8"	0" - 1.34"	MTL	E	H-1	J-1	S-1	HM	A	Paint	Paint	
118	5'-8"	7'-0"	0" - 1.34"	MTL	E	H-1	J-1	S-1	HM	A	Paint	Paint	
120A	6'-0"	7'-8"	0" - 1.34"	MTL	C	H-2	J-2	S-2	HM	A	Paint	Paint	PROVIDE PANIC PUSH BAR
120B	6'-0"	7'-8"	0" - 1.34"	MTL	C	H-1	J-1	S-1	HM	A	Paint	Paint	PROVIDE PANIC PUSH BAR
121	3'-0"	7'-0"	0" - 1.34"	WD	G	H-1	J-1	S-1	HM	A	Stain	Paint	
122	3'-0"	7'-0"	0" - 1.34"	WD	G	H-1	J-1	S-1	HM	A	Stain	Paint	
123	3'-0"	7'-0"	0" - 1.34"	MTL	G	H-1	J-1	S-1	HM	A	Paint	Paint	
124	3'-0"	7'-0"	0" - 1.34"	MTL	G	H-1	J-1	S-1	HM	A	Paint	Paint	
126	3'-0"	7'-0"	0" - 1.34"	MTL	G	H-1	J-1	S-1	HM	A	Paint	Paint	



**DOOR WINDOW DETAILS**  
SCALE: 1/2" = 1'-0"


This drawing is the property of HUSSEY GAY BELL ARCHITECTS, INC. and shall not be reproduced or used in any way without the express written consent of HUSSEY GAY BELL ARCHITECTS, INC. All dimensions are in feet and inches unless otherwise noted. The Designer represents that the information contained herein is true and correct to the best of his knowledge and belief. The Designer does not warrant the accuracy of the information contained herein. The Designer shall not be responsible for any errors or omissions in this drawing. The Designer shall not be responsible for any damage or injury resulting from the use of this drawing. The Designer shall not be responsible for any delay or interruption of the project. The Designer shall not be responsible for any cost overruns or other expenses incurred by the client. The Designer shall not be responsible for any other matters not specifically mentioned in this drawing. The Designer shall not be responsible for any other matters not specifically mentioned in this drawing.

DESIGNED	DRAWN	CHECKED
RA	CL	RA
DATE: 08/02/2019		
JOB NO. 218.4802.02		
08/02/19		

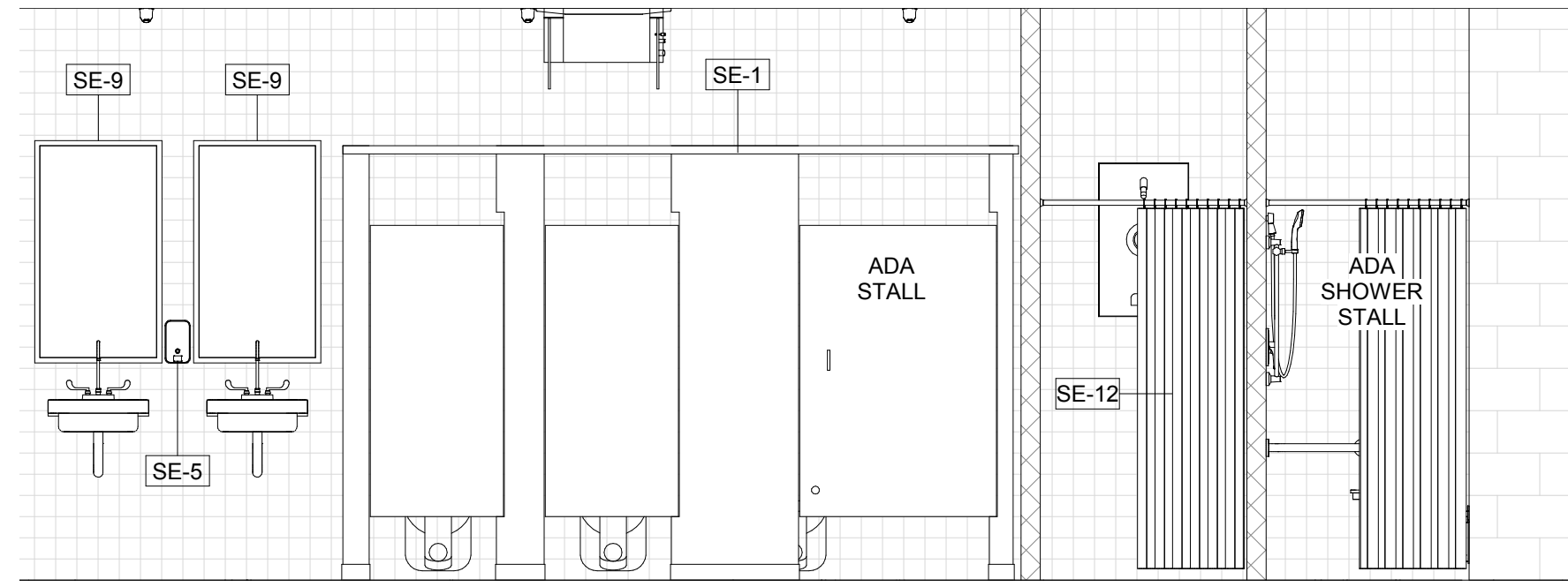
**EFFINGHAM COUNTY GYMNASIUM**  
CLARENCE E. MORGAN RECREATION COMPLEX  
1750 GA. HWY 21 S., SPRINGFIELD, GEORGIA 31209  
DOOR SCHEDULE & DOOR & WINDOW DETAILS

DRAWING NUMBER

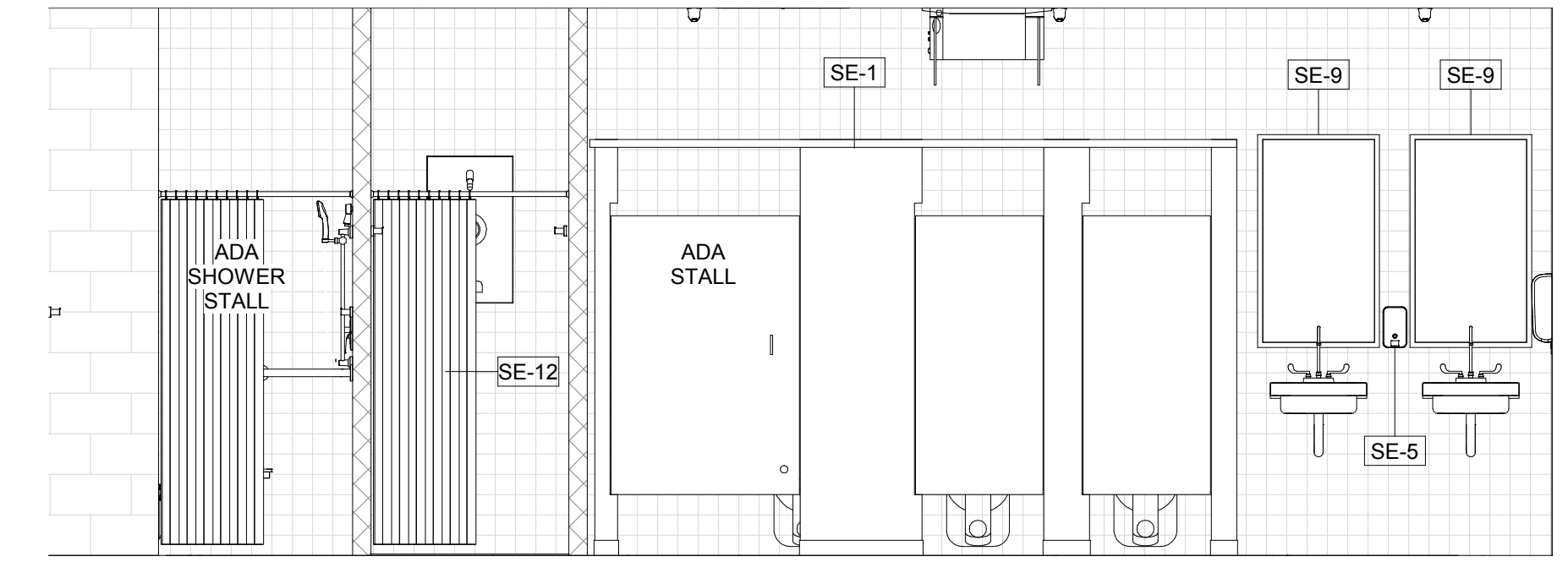
**A06.11**



SPECIALTY EQUIPMENT LEGEND	
TAG	DESCRIPTION
SE-1	TOILET PARTITION
SE-2	URINAL PARTITION
SE-3	MOP RACK
SE-4	TOILET PAPER HOLDER
SE-5	SOAP DISPENSER
SE-6	SANITARY NAPKIN DISPOSAL
SE-7	WALL MOUNTED PAPER TOWEL DISP.
SE-9	WALL MOUNT MIRROR
SE-10	ELECTRIC AUTOMATIC HAND DRYER
SE-11	WALL MOUNTED WASTE RECEPTACLE
SE-12	BABY CHANGING STATION
SE-13	WALL MTD HOOK @ 64" AFF UNO
SE-14	38" GRAB BAR
SE-15	42" GRAB BAR
SE-16	SHOWER STALL GRAB BAR
SE-17	SHOWER SEAT
SE-18	VISUAL DISPLAY MARKERBOARD
SE-19	BENCH SEATING

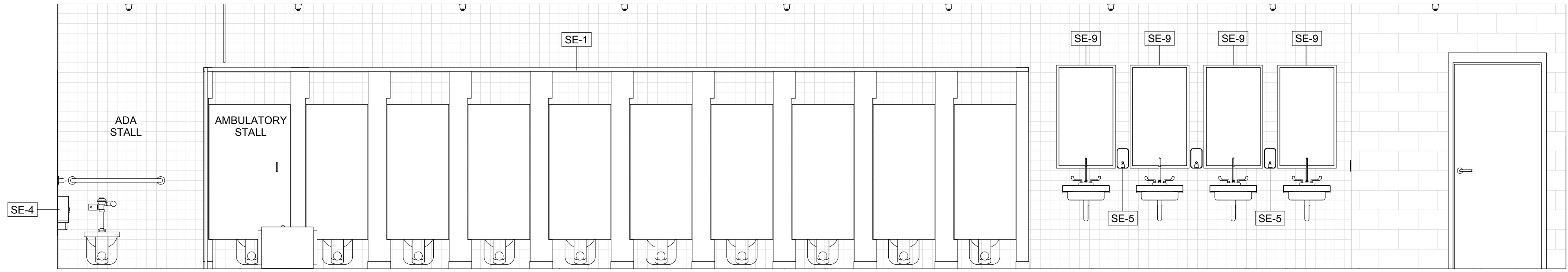


12 DRESSING 'B' & 'D'  
3/8" = 1'-0"

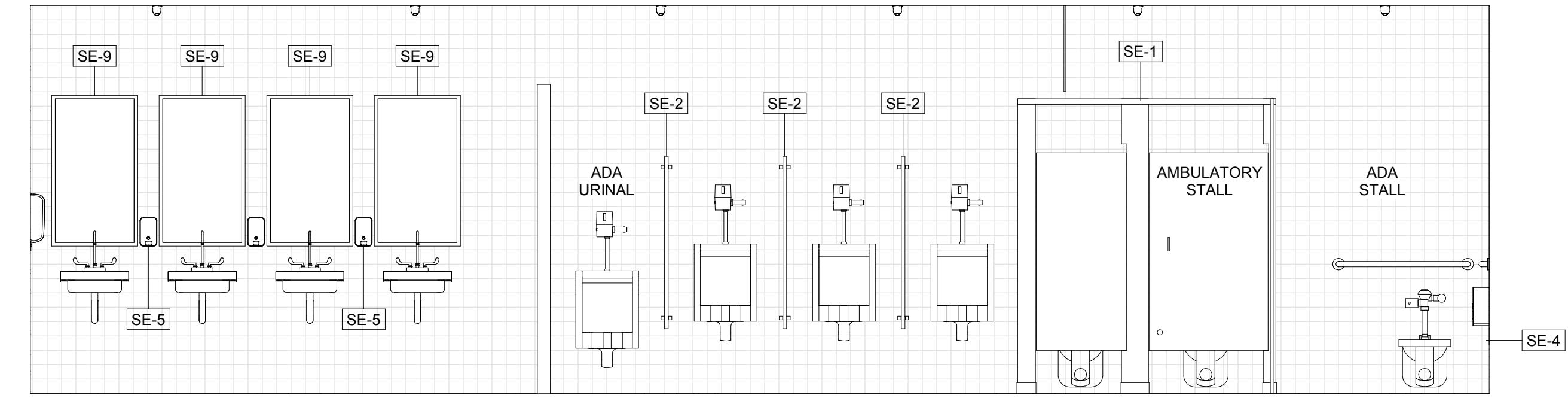


11 DRESSING 'A' & 'C'  
3/8" = 1'-0"

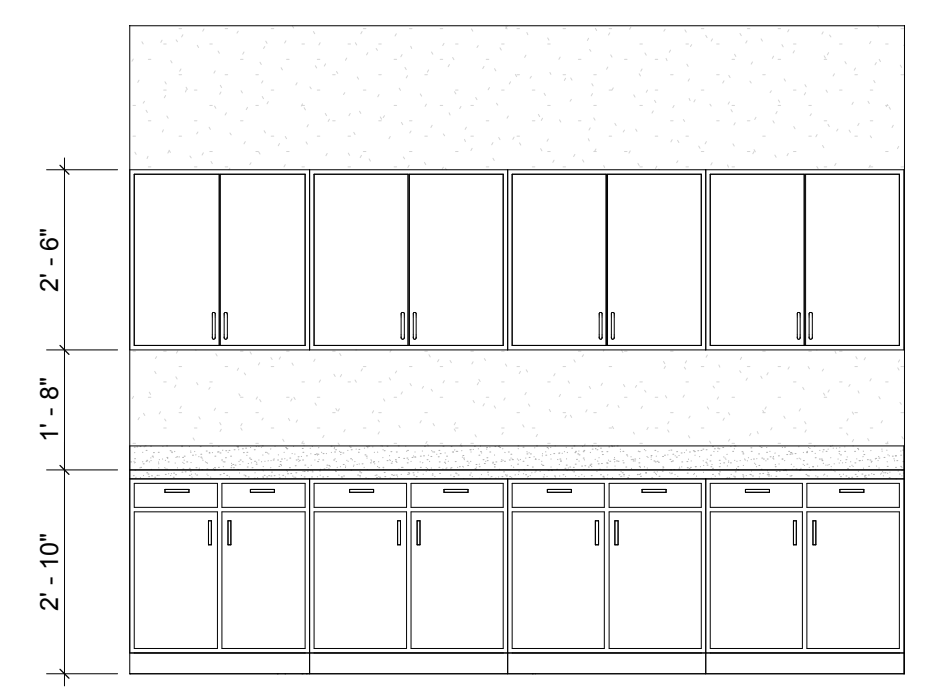
NOTE:  
SEE SHEET G00.02 FOR ADA SHOWER AND  
ADA STALL CLEARANCES, DIMENSIONS AND  
FIXTURE & ACCESSORY PLACEMENT.



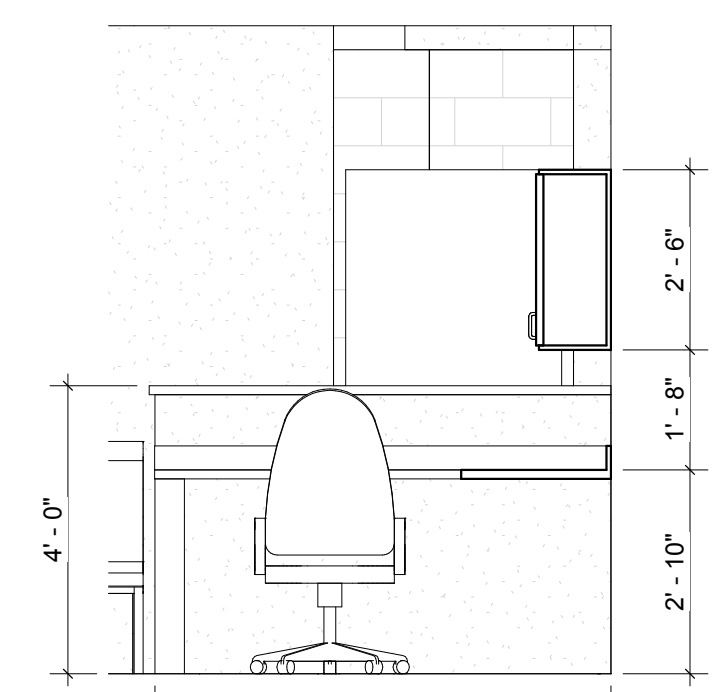
10 WOMEN  
3/8" = 1'-0"



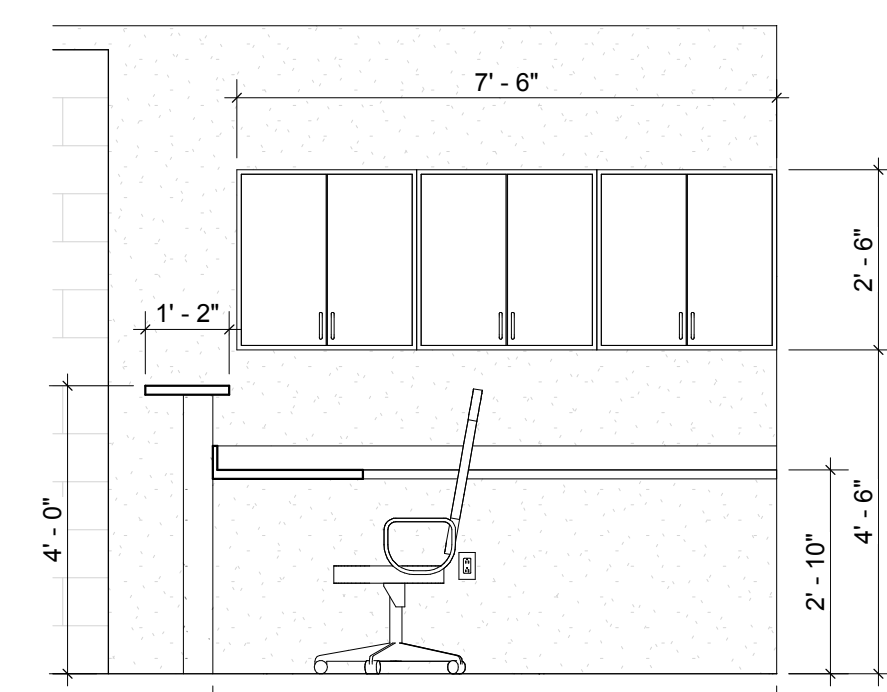
9 MEN  
3/8" = 1'-0"



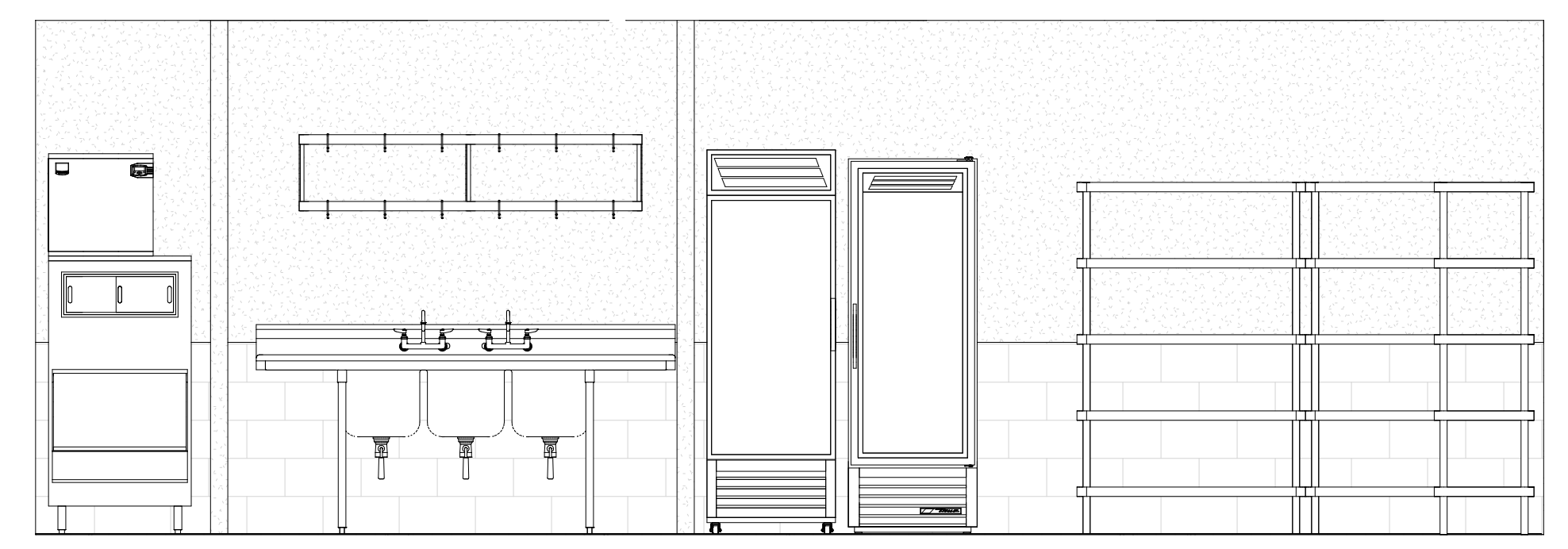
8 FAX/COPY  
3/8" = 1'-0"



7 RECEPTION B  
3/8" = 1'-0"

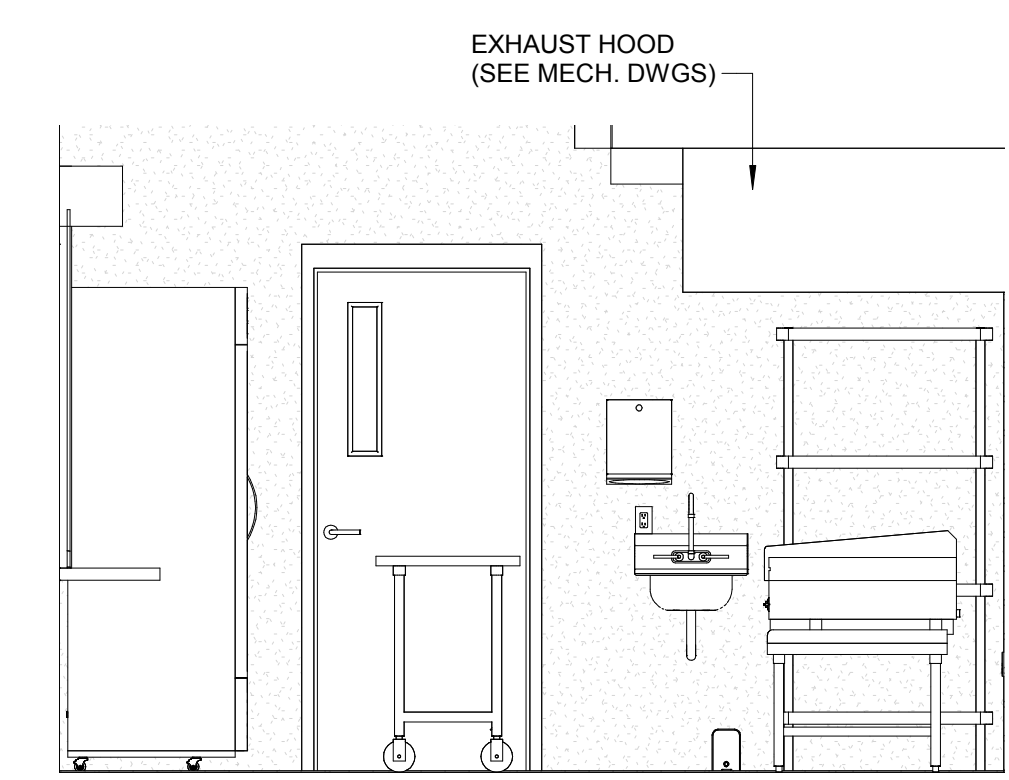


6 RECEPTION A  
3/8" = 1'-0"

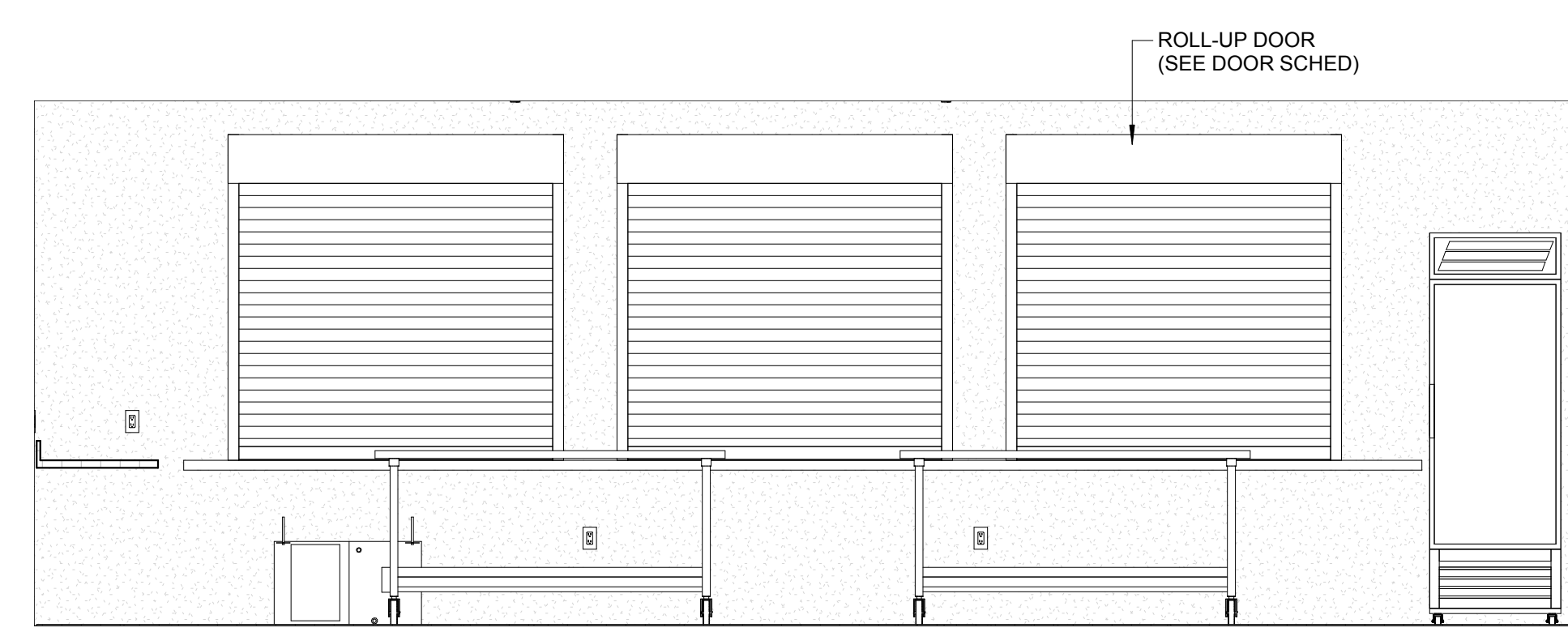


5 WASH ROOM  
3/8" = 1'-0"

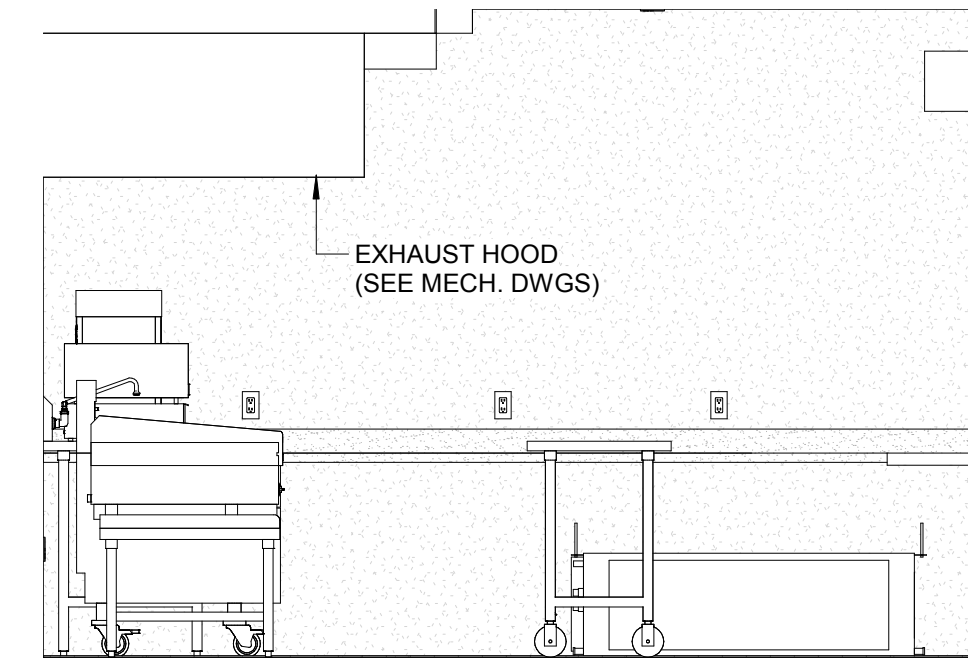
NOTE:  
SEE KITCHEN DRAWINGS FOR CONCESSION,  
WASH & STORAGE EQUIPMENT TYPE & LOCATIONS.



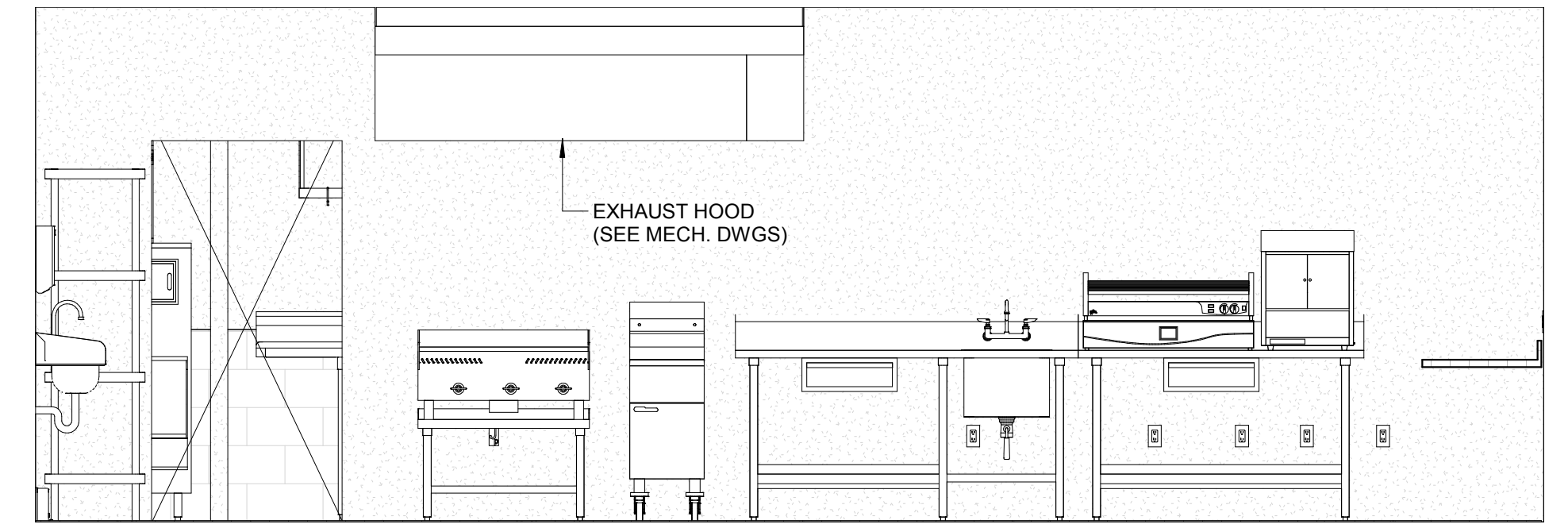
4 CONCESSION D  
3/8" = 1'-0"



3 CONCESSION C  
3/8" = 1'-0"



2 CONCESSION B  
3/8" = 1'-0"



1 CONCESSION A  
3/8" = 1'-0"


**HUSSEY GAY BELL**  
Established 1958  
329 COMMERCIAL DRIVE, SAVANNAH, GA 31406 | T: 912.354.4626

DESIGNED	DRAWN	CHECKED
RA	CL	RA
DATE: 08/02/2019		
JOB NO. 218 4802 02		
08/02/19		

EFFINGHAM COUNTY GYMNASIUM  
CLARENCE E. MORGAN RECREATION COMPLEX  
1750 GA. HWY 21 S. SPRINGFIELD, GEORGIA 31329

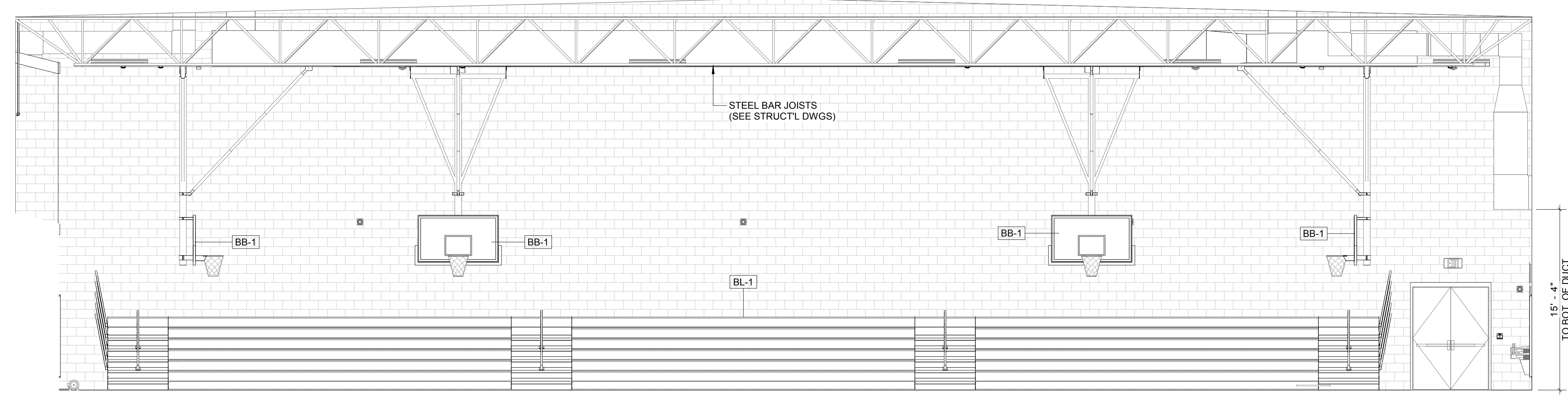
DRAWING NUMBER

A07.11

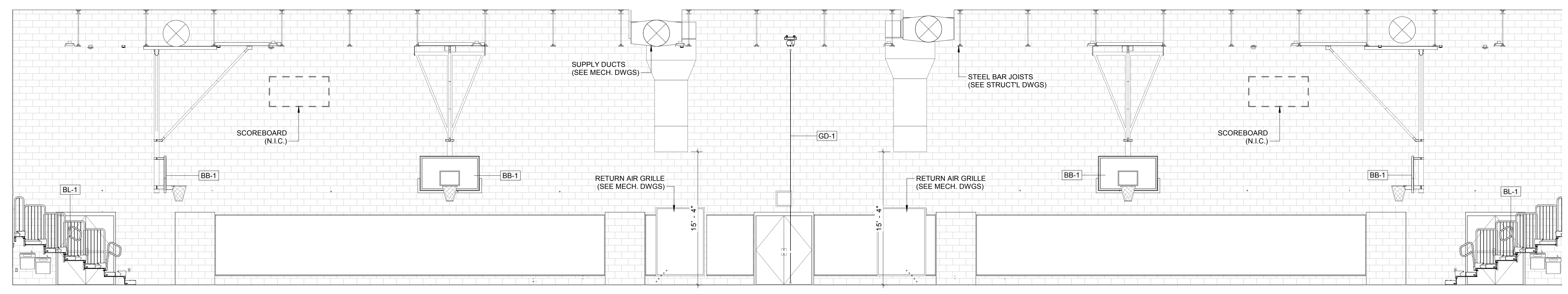


**HUSSEY GAY BELL**  
Established 1958

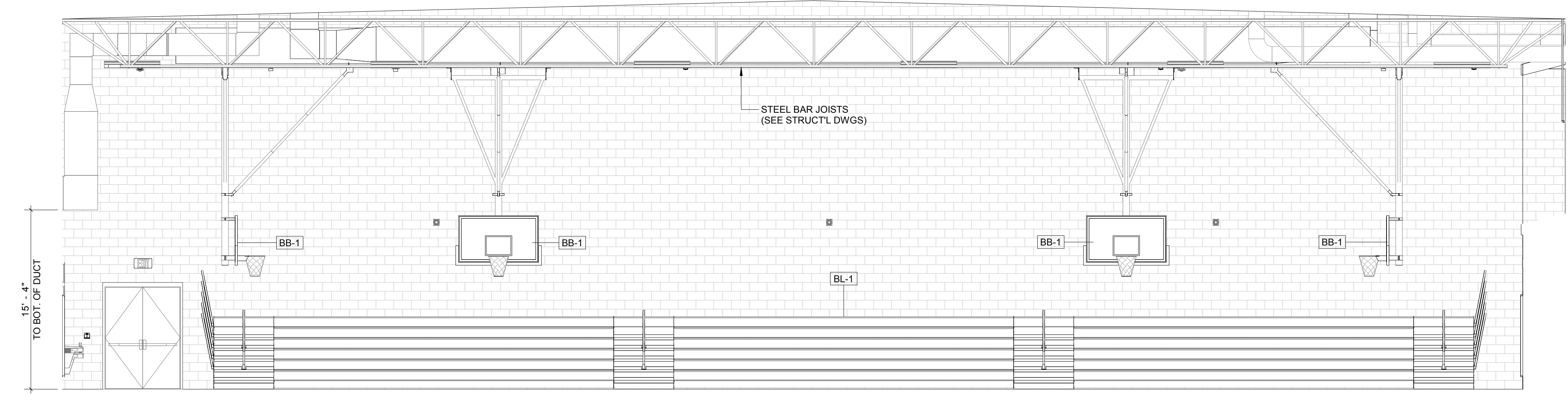
329 COMMERCIAL DRIVE, SAVANNAH, GA 31406 / T: 912.354.4626



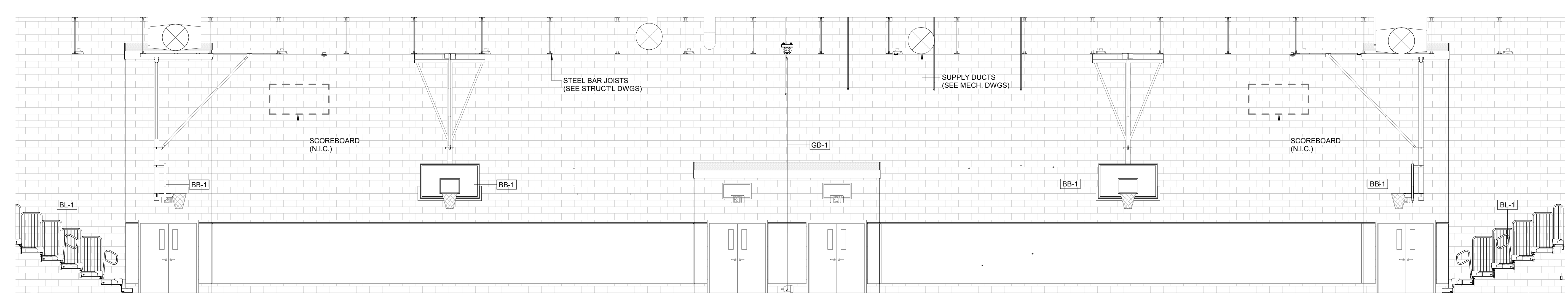
4 GYMNASIUM NORTH  
3/16" = 1'-0"



3 GYMNASIUM EAST  
3/16" = 1'-0"



2 GYMNASIUM SOUTH  
3/16" = 1'-0"



1 GYMNASIUM WEST  
3/16" = 1'-0"

REVISIONS

DESIGNED	DRAWN	CHECKED
RA	CL	RA
DATE: 08/02/2019		
JOB NO. 218 4802 02		
08/02/19		

EFFINGHAM COUNTY GYMNASIUM  
CLARENCE E. MORGAN RECREATION COMPLEX  
1750 GA. HWY 21 S. SPRINGFIELD, GEORGIA 31329


INTERIOR ELEVATIONS

DRAWING NUMBER

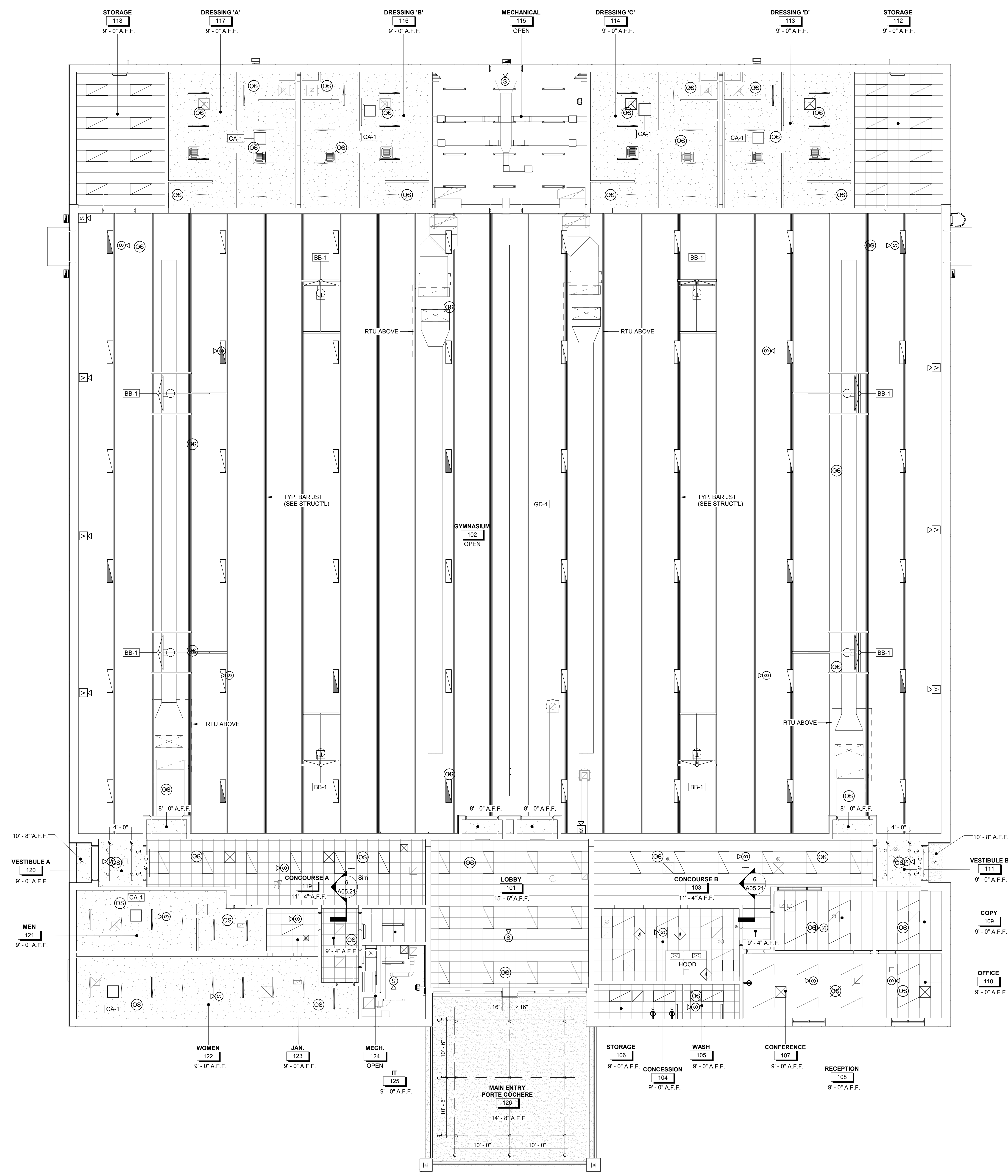
A07.12

THE DRAWINGS ARE PREPARED IN ACCORDANCE WITH THE REQUIREMENTS OF THE GEORGIA ARCHITECTURE ACT AND THE RULES AND REGULATIONS OF THE BOARD OF ARCHITECTURE. THE DESIGNER ASSUMES NO LIABILITY FOR ANY ERRORS OR OMISSIONS. THIS DOCUMENT IS NOT TO BE REPRODUCED OR TRANSMITTED IN ANY FORM OR BY ANY MEANS, ELECTRONIC OR MECHANICAL, WITHOUT PERMISSION IN WRITING FROM HUSSEY GAY BELL ARCHITECTS.





**HUSSEY GAY BELL**  
*Established 1958*  
 329 COMMERCIAL DRIVE, SAVANNAH, GA 31406 | T: 912.354.4626



- REFLECTED CEILING NOTES:**
1. ALL FINISHES SHOWN ARE SUBJECT TO OWNER AND ARCHITECT'S FINAL APPROVAL.
  2. ARCHITECTURAL DRAWINGS ONLY INDICATE ONLY INDICATE LOCATIONS OF ELECTRICAL, MECHANICAL, FIRE PROTECTION, AUDIO-VISUAL AND SECURITY DEVICES. FOR SPECIFICATIONS AND DESIGN OF THESE SYSTEMS REFER TO THE ENGINEERING AND/OR CONSULTANT DRAWINGS. ELECTRICAL CONTRACTOR SHALL BE RESPONSIBLE FOR VERIFYING ALL EXISTING CONDITIONS, FOR COMPLYING WITH ALL APPLICABLE CODES, FOR PROPER SIZING AND CIRCUITING OF WORK AND FOR PROVIDING RECORD "AS-BUILT" DRAWINGS.
  3. VERIFY FIELD CONDITIONS AND LOCATIONS OF ALL PLUMBING, DUCTWORK, STRUCTURAL ELEMENTS AND OTHER APPLICABLE ITEMS. ARRANGE AND MODIFY NON-VISIBLE ITEMS TO INSURE ADEQUATE CLEARANCES FOR CEILING MOUNTED DEVICES AND FOR CEILING LAYOUT AS INDICATED.
  4. LOCATE HVAC DIFFUSERS/REGISTERS AND LIGHTING FIXTURES WITHIN GRID LINES, UNLESS OTHERWISE NOTED. LOCATE SPRINKLER HEADS, SPEAKERS, RECESSED LIGHT FIXTURES AND OTHER CEILING DEVICES IN THE CENTER OF ACOUSTICAL CEILING UNITS, UNLESS OTHERWISE NOTED.
  5. FINISH OF HVAC DIFFUSERS/REGISTERS, LIGHT FIXTURE TRIM, SPEAKER GRILLES AND OTHER CEILING MOUNTED DEVICES TO MATCH CEILING GRID FINISH, UNLESS OTHERWISE NOTED.
  6. SEE ELECTRICAL DRAWINGS FOR SPECIAL SYSTEMS, SMOKE DETECTORS AND ANY LIGHTING NOT SHOWN ON THE SHEET. COORDINATE LOCATIONS OF ALL FIXTURES NOT INDICATED WITH LAYOUT INDICATED ON THIS SHEET.
  7. SEE MECHANICAL AND ELECTRICAL DRAWINGS FOR MOUNTING LOCATIONS OF ITEMS WHERE NO CEILING IS INDICATED.
  8. ALL CONDUIT IS TO BE CONCEALED FROM VIEW AS MUCH AS POSSIBLE. ROUTE CONDUITS IN FLUTES OF METAL DECK, IN SLAB OR TIGHT AGAINST METAL DECK AS APPROVED BY THE ARCHITECT.
  9. ALL EXPOSED TO VIEW STRUCTURE, EQUIPMENT, CONDUIT AND APPLICABLE DEVICES ARE TO RECEIVE PAINT, COLOR AS SELECTED BY ARCHITECT.
  10. PROVIDE AND INSTALL METAL EDGE CHANNELS WHERE GYP. BD. WALLS AND CEILINGS ADJUT CMU WALLS. CAULK THE JOINT BETWEEN THE CMU AND THE METAL EDGE TRIM.

**REFLECTED CEILING LEGEND**

TAG	DESCRIPTION
BB-1	Basketball Backstop
CA-1	Access Door - Tile - 5/8in Drywall
GD-1	Gym Divider

**RCP SYMBOL LEGEND**

SYMBOL	DESCRIPTION	REMARKS
[Grid Pattern]	ACOUSTICAL CEILING TILE	
[Stippled]	GWB CEILING	
[Circle]	RECESSED CAN LIGHTING FIXTURE	
[Triangle]	HIGH-BAY LED	
[Triangle with line]	HIGH-BAY LED, EMERGENCY	
[Line]	4' STRIP FIXTURE, PENDANT	
[Line with dot]	4' LED, SURFACE MOUNT	
[Line with square]	2' x 4' LED FLAT PANEL	
[Square]	EXTERIOR WALL PACK	
[X]	DIFFUSER	
[Square]	RETURN	
[0'-0"]	CEILING HEIGHT, ABOVE FINISH FLOOR	

- NOTES:**
1. CEILING GRIDS TO BE CENTERED IN SPACE EACH DIRECTION. ADJUST GRID SUCH THAT NO PORTIONS OF TILE OCCUR AT WALL LESS THAN 4" WIDE.
  2. REFER TO MEP & ELECTRICAL DRAWINGS FOR FIXTURE TYPE AND QUANTITY.

**1 REFLECTED CEILING PLAN**  
 1/8" = 1'-0"

**REVISIONS**


NO.	DATE	DESCRIPTION

DESIGNED	DRAWN	CHECKED
RA	CL	RA
DATE: 08/02/2019		
JOB NO. 218 4802 02		
08/02/19		

**EFFINGHAM COUNTY GYMNASIUM**  
 CLARENCE E. MORGAN RECREATION COMPLEX  
 1750 GA. HWY 21 S. SPRINGFIELD, GEORGIA 31229  
**REFLECTED CEILING PLAN**

DRAWING NUMBER

**A08.01**



**HUSSEY GAY BELL**  
*Established 1958*  
 329 COMMERCIAL DRIVE, SAVANNAH, GA 31406 | T: 912.354.4626

REVISIONS

NO.	DATE	DESCRIPTION

DESIGNED RA  
 DRAWN CL  
 CHECKED RA

DATE: 08/02/2019

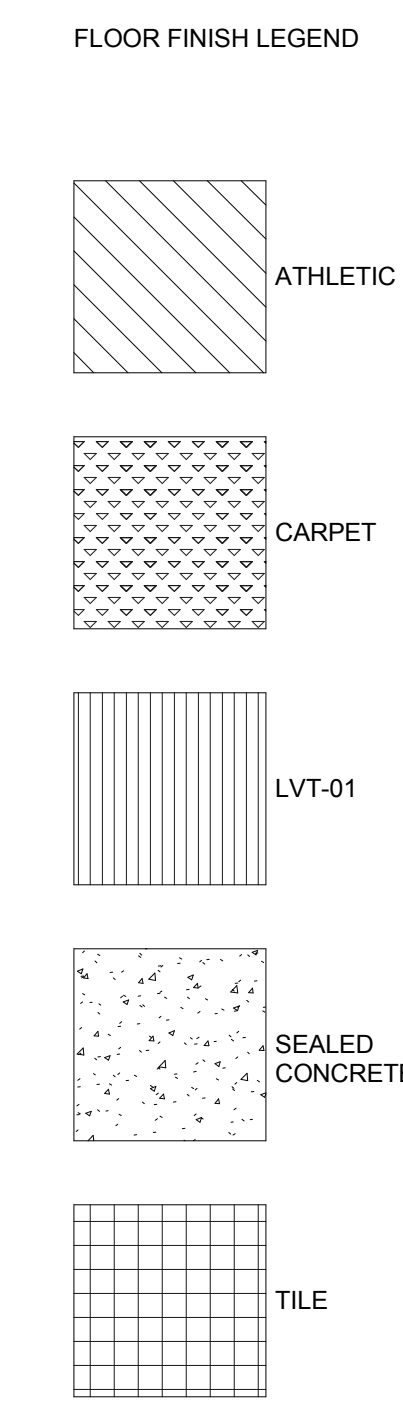
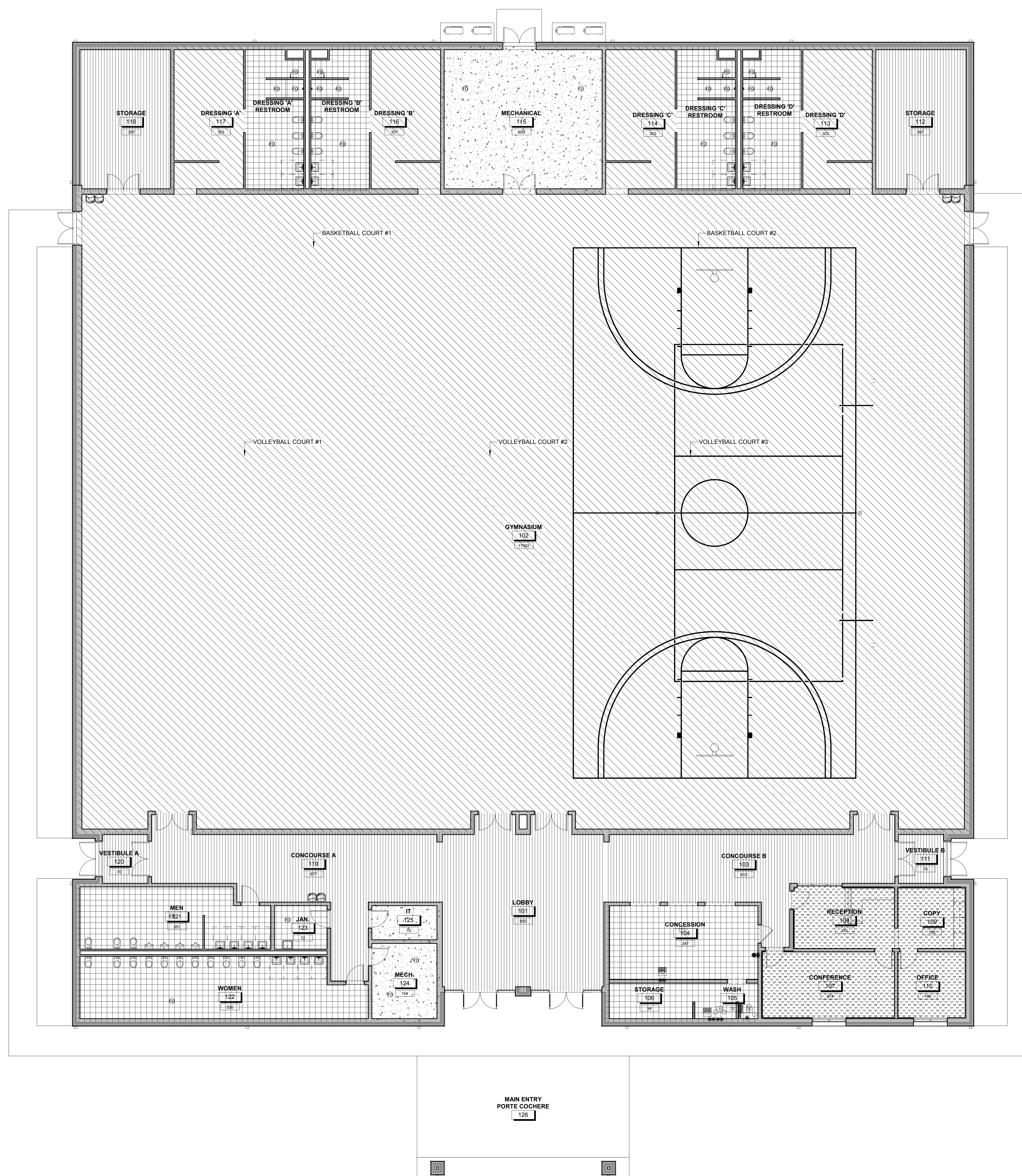
JOB NO. 218 4802 02

08/02/19

**EFFINGHAM COUNTY GYMNASIUM**  
 CLARENCE E. MORGAN RECREATION COMPLEX  
 1730 GA. HWY 21 S. SPRINGFIELD, GEORGIA 31329

FINISH SCHEDULE AND FINISH LEGEND

DRAWING NUMBER  
**A09.11**



FINISH LEGEND

Mark	Material	Manufacturer	Model # / Style	Color	Comments
LVT-01	LUXURY VINYL TILE	MOHAWK	MATUTO	TBD	12 IN X 24 IN LVT TO BE INSTALLED HALF-LAP METHOD
SEALED CONCRETE	CONCRETE				
CARPET	CARPET	MILLIKEN	LINE BY LINE	TBD	24 IN X 24" CARPET TILE
ATHLETIC	ENGINEERED FLOORING	DYNAMIC SPORTS	DYNACOURT	TBD	PROVIDE 3 COLOR DESIGN BY MFR STANDARD COLORS
TILE	CERAMIC TILE	DALTILE	VERANDA SOLID	TBD	PRICE GROUP 2 13 IN X 20 IN FLOOR TILE. 1/8" GROUT
B-01	RUBBER BASE	ROPPE		TBD	4 IN VINYL WALL BASE ROLL
B-02	WOOD	SELECT		TBD	5 IN PAINT GRADE SPEED BASE BY RANDALL BROTHERS
B-03	PORCELAIN	DALTILE	VERANDA SOLID	TBD	4 IN X 20 IN BULLNOSE BASE TRIM
P-01	PAINT	BENJAMIN MOORE		TBD	
P-02	PAINT	BENJAMIN MOORE		TBD	
P-03	PAINT	BENJAMIN MOORE		TBD	
P-04	PAINT	BENJAMIN MOORE		TBD	
ACT-01	ACOUSTICAL CEILING TILE	ARMSTRONG	2'x2'	TBD	
EIFS	EXTERIOR INSULATION AND FINISH SYSTEM				
FRP	FIBERGLASS REINFORCED PLASTIC WALLBOARD			WHITE	FULL HEIGHT


ROOM FINISH SCHEDULE

ROOM NO.	ROOM NAME	FINISHES				Area	Comments
		Base	Floor	Wall	Ceiling		
101	LOBBY	B-01	LVT-01	P-01	ACT-01	849.66 SF	
102	GYMNASIUM	B-01	ATHLETIC	P-03	OPEN	17561.73 SF	
103	CONCOURSE B	B-01	LVT-01	P-01	ACT-01	612.23 SF	
104	CONCESSION	B-01	TILE	FRP	ACT-01	347.23 SF	
105	WASH	B-01	TILE	FRP	ACT-01	71.93 SF	
106	STORAGE	B-01	TILE	FRP	ACT-01	94.00 SF	
107	CONFERENCE	B-02	CARPET	P-02	ACT-01	274.27 SF	
108	RECEPTION	B-02	CARPET	P-02	ACT-01	130.86 SF	
109	COPY	B-02	CARPET	P-02	ACT-01	130.23 SF	
110	OFFICE	B-02	CARPET	P-02	ACT-01	139.76 SF	
111	VESTIBULE B	B-01	LVT-01	P-01	GYP	69.88 SF	
112	STORAGE	B-01	LVT-01	P-01	ACT-01	396.84 SF	
113	DRESSING 'D'	B-01	ATHLETIC	P-01	P-04	302.79 SF	
113	DRESSING 'D' RESTROOM	B-03	TILE	P-01	P-04	247.42 SF	SEE FINISH NOTE #5
114	DRESSING 'C'	B-01	ATHLETIC	P-01	P-04	302.81 SF	
114	DRESSING 'C' RESTROOM	B-03	TILE	P-01	P-04	247.45 SF	SEE FINISH NOTE #5
115	MECHANICAL	B-01	SEALED CONCRETE	P-01	OPEN	693.12 SF	
116	DRESSING 'B'	B-01	ATHLETIC	P-01	P-04	306.77 SF	
116	DRESSING 'B' RESTROOM	B-03	TILE	P-01	P-04	247.19 SF	SEE FINISH NOTE #5
117	DRESSING 'A'	B-01	ATHLETIC	P-01	P-04	302.82 SF	
117	DRESSING 'A' RESTROOM	B-03	TILE	P-01	P-04	247.44 SF	SEE FINISH NOTE #5
118	STORAGE	B-01	LVT-01	P-01	ACT-01	396.78 SF	
119	CONCOURSE A	B-01	LVT-01	P-01	ACT-01	677.30 SF	
120	VESTIBULE A	B-01	LVT-01	P-01	P-04	69.88 SF	
121	MEN	B-03	TILE	P-01	P-04	350.76 SF	SEE FINISH NOTE #5
122	WOMEN	B-03	TILE	P-01	P-04	529.66 SF	SEE FINISH NOTE #5
123	JAN	B-03	TILE	P-01	ACT-01	72.36 SF	SEE FINISH NOTE #5
124	MECH.	B-01	SEALED CONCRETE	P-01	OPEN	154.47 SF	
125	IT	B-01	SEALED CONCRETE	P-01	ACT-01	70.16 SF	
126	MAIN ENTRY PORTE COCHERE				EIFS	952.95 SF	

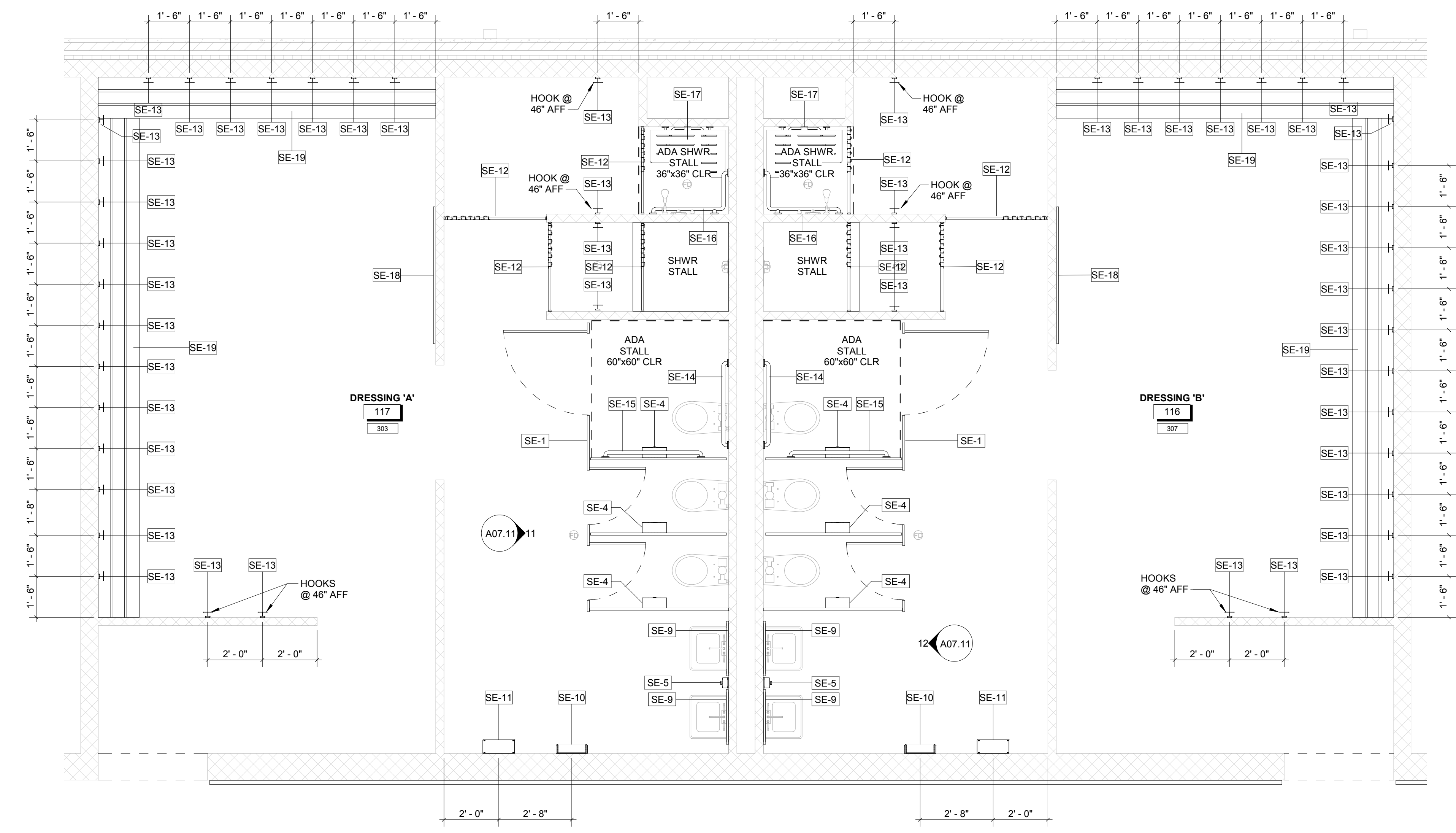
CASEWORK FINISHES:  
 FOR ALL CASEWORK LOCATIONS, PROVIDE SOLID SURFACE COUNTERTOPS (COLOR TBD BY: WILSONART) WITH PLASTIC LAMINATE UPPER AND LOWER CABINETS. PLASTIC LAMINATE COLOR TBD BY: WILSONART

- FINISH NOTES:
- PROVIDE 2" FAUX WOOD BLINDS AT ALL EXTERIOR WINDOW LOCATIONS. COLOR TO BE SELECTED FROM FULL RANGE OF MANUFACTURER'S STANDARD COLORS.
  - PROVIDE ANODIZED ALUMINUM SCHLUTER TRANSITION STRIPS AT ALL FLOORING MATERIAL TRANSITIONS.
  - PROVIDE SCHLUTER QUADEC FINISHING AND EDGE PROTECTION AT ALL CERAMIC WALL TILE OUTSIDE CORNER JOINTS.
  - PAINT ALL EXPOSED METAL. COLOR TO BE DETERMINED.
  - IN ALL BATHROOM LOCATIONS, CERAMIC WALL TILE TO EXTEND FROM FLOOR TO CEILING ON WET WALLS ONLY. BULLNOSE BASE WILL ONLY BE LOCATED ON WALLS WITHOUT CERAMIC WALL TILE.
  - ALL TILE GROUT TO BE PRISM COLOR CONSISTENT GROUT BY: CUSTOM.
  - PROVIDE SOLID SURFACE WINDOW SILLS AT ALL EXTERIOR WINDOW LOCATIONS. COLOR TO BE DETERMINED.
  - ALL INTERIOR WOOD DOORS COLOR TO BE DETERMINED BY: OSHKOSH.

1 FINISH FLOOR PLAN  
 1/8" = 1'-0"



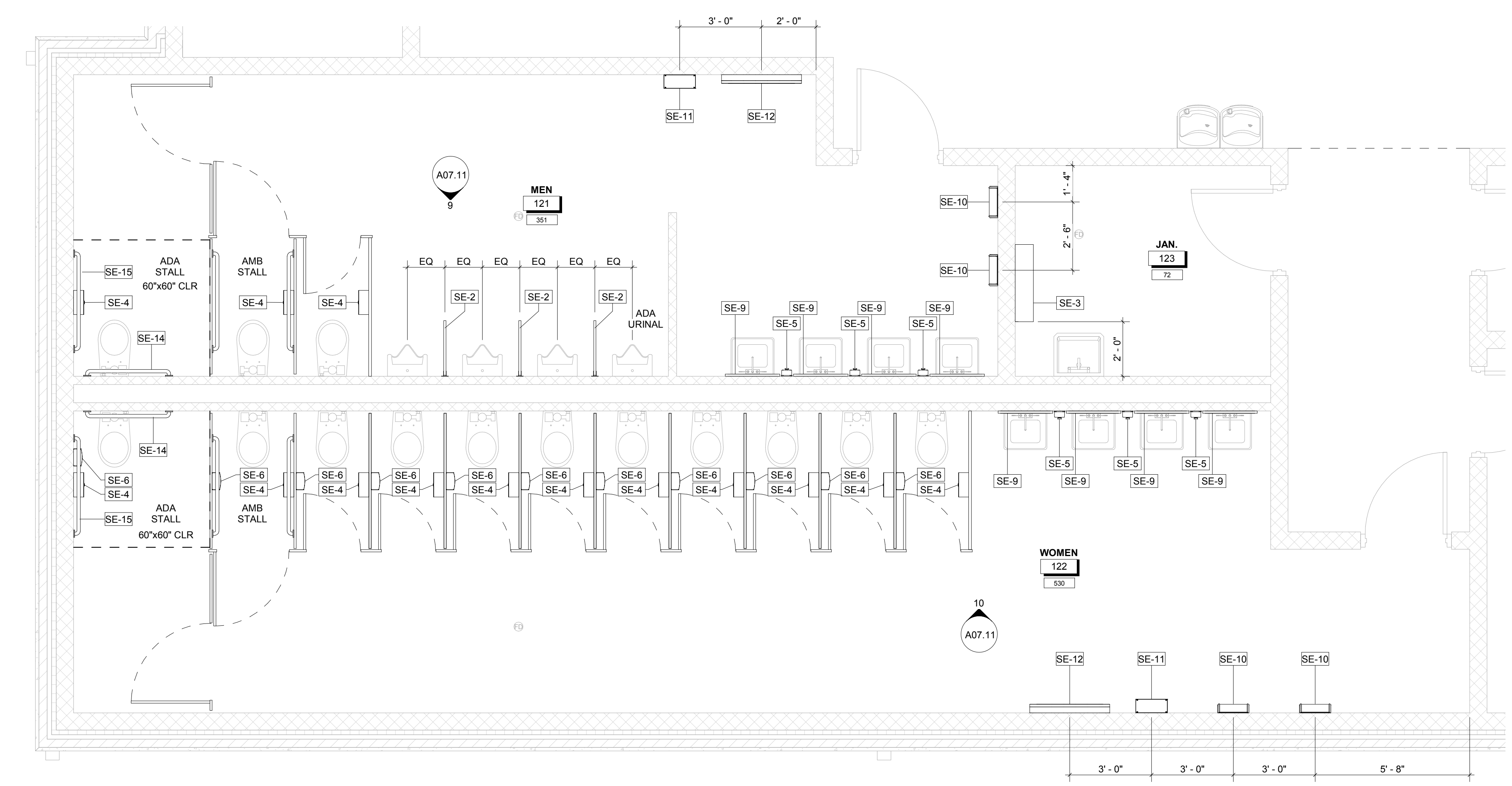
**HUSSEY GAY BELL**  
*Established 1958*  
 329 COMMERCIAL DRIVE, SAVANNAH, GA 31406 / T: 912.354.4626



**2 DRESSING EQUIPMENT PLAN**  
 3/8" = 1'-0"

NOTES:  
 1. DIMENSIONS ARE FROM FACE OF CMU WALLS.  
 2. SEE SHEET 600.02 FOR ADA STALL CLEARANCES, DIMENSIONS AND FIXTURE & ACCESSORY PLACEMENT.

SPECIALTY EQUIPMENT LEGEND	
TAG	DESCRIPTION
SE-1	TOILET PARTITION
SE-2	URINAL PARTITION
SE-3	MOP RACK
SE-4	TOILET PAPER HOLDER
SE-5	SOAP DISPENSER
SE-6	SANITARY NAPKIN DISPOSAL
SE-7	WALL MOUNTED PAPER TOWEL DISP.
SE-9	WALL MOUNT MIRROR
SE-10	ELECTRIC AUTOMATIC HAND DRYER
SE-11	WALL MOUNTED WASTE RECEPTACLE
SE-12	BABY CHANGING STATION
SE-13	WALL MTD HOOK @ 64" AFF UNO
SE-14	36" GRAB BAR
SE-15	42" GRAB BAR
SE-16	SHOWER STALL GRAB BAR
SE-17	SHOWER SEAT
SE-18	VISUAL DISPLAY MARKERBOARD
SE-19	BENCH SEATING



**1 RESTROOM EQUIPMENT PLAN**  
 3/8" = 1'-0"

REVISIONS		

DESIGNED	DRAWN	CHECKED
RA	CL	RA
DATE: 08/02/2019		
JOB NO. 218 4802 02		
08/02/19		

**EFFINGHAM COUNTY GYMNASIUM**  
 CLARENCE E. MORGAN RECREATION COMPLEX  
 1750 GA. HWY 21 S. SPRINGFIELD, GEORGIA 31329

**EQUIPMENT PLANS**  
 DRAWING NUMBER  
**A10.21**

This drawing is the property of HUSSEY GAY BELL ARCHITECTS, P.C. and shall not be reproduced, copied, or used in any project other than that for which it was prepared without the written consent of HUSSEY GAY BELL ARCHITECTS, P.C.