

To: All Prospective Bidders
Re: Plyler Park Renovation
Date: January 2018

We would like to take this opportunity to inform you that the Plyler Park Renovation Invitation for Bid (IFB #18-B0073) has been cancelled in its entirety. We would also like to inform you that a new Invitation for Bid (IFB #18-B0094) for the Plyler Park Renovation project has been created. The Plyler Park Renovation Drawings, Addenda 1 thru 8 and revised Specifications associated with IFB #18-B0073, as well as this Cover Sheet outlining applicable information, shall hereby be incorporated and be made part of this current Invitation for Bid (IFB #18-B0094).

IFB #18-B0094 shall include construction / installation of the Goddess of the Sea sculpture, a concrete stage, site furnishings and associated conduit, electrical and landscape components. The current Drawings are dated 12/29/2017 and the current Specifications are dated January 2018.

Below please find a summary of applicable Addenda information, organized per item number listed in each Addendum. Information per item numbers listed in each Addendum, but not included in the summary below, are not applicable to this current bid.

Addendum 1 – Items # 1, 2, 3, 4, 5, 8 & 9

Addendum 2 – n/a

Addendum 3R – Items # 1, 2, 3, 4, 6, 7, 8, 9, Notes “IRRI” and “C8 Detail 8”

Addendum 4 – n/a

Addendum 5R – All Contractor Questions and Clarification Items # 1, 5, 6, 8, 9 & 10

Addendum 6 – n/a

Addendum 7 – Items # 2, 4, 7, 8 & 9

Addendum 8 – Items # 5, 6, 7 & 8



PURCHASING AND
MATERIALS MANAGEMENT

City of Myrtle Beach
SOUTH CAROLINA

(843) 918-2170
FAX: (843) 918-2182
www.cityofmyrtlebeach.com

ADDENDUM #1

Plyler Park Renovation

Mandatory Pre-Bid Conference

Mandatory Pre-Bid Conference for Plyler Park Renovation was held **Tuesday, December 5, 2017 at 10:00**. Opening date Tuesday, December 19, 2017 at 2:00PM.

Please see the attached revised drawing set, dated 12/6/2017, and the revised specifications, also dated 12/6/2017 for clarification. Revised specifications and drawings will be available for pick up at the Purchasing Office, 3231 Mr. Joe White Avenue on Monday, December 11, 2017.

Please email any questions by Tuesday, December 12, 2017 by 12:00PM noon to tcausey@cityofmyrtlebeach.com. All answers to your question(s) will be answered by Friday, December 15, 2017.

The following attended the pre-bid meeting:

<u>Company</u>	<u>Representative</u>	<u>Email Address</u>
Trinity Gen. Contr.	Brendan Curran	grandpalmettobuilders@yahoo.com
Brantley Construction	Stephen Uley	christina@brantleyconstruction.com
Atlantic Coast Playgrounds	Brian Hooker	bhooker@ccstreetscapes.com
Stalvey Concrete	Kia Ford	stalveyconcrete@yahoo.com
Sellers General Const.	Johnny Sellers	sellersgeneralconstruction@yahoo.com
Consensus Construction	David Sisk	bids@consensusconstruction.com
Tungsten Corporation	Dustin Squires	ccaahn@tungstenconstruction.com
Hunt Mason Const. Svc.	Reid Mason	michaelpalmer@huntmason.com
DDC Engineers, Inc.	Jessica Brown	jessicab@landartcompany.com
City of Myrtle Beach	David Sebok	dsebok@cityofmyrtlebeach.com
City of Myrtle Beach	Lauren Clever	lclever@cityofmyrtlebeach.com
City of Myrtle Beach	Tina Causey	tcausey@cityofmyrtlebeach.com

Thank you,
City of Myrtle Beach
Tina Causey
Purchasing/Buyer

Mailing Address: City of Myrtle Beach • PO Box 2468 • Myrtle Beach, South Carolina 29578-2468 Office
Address: City of Myrtle Beach • 3231 Mr. Joe White Avenue • Myrtle Beach, South Carolina 29577

Questions and Answers
Pre-Bid Conference for Plyer Park Renovation
December 8, 2017

1. Q: Can we see the statue “Goddess of the Sea” prior being placed in the park?

A: Yes, Contact Lauren Clever at 843-918-1055 for scheduling.

2. Q: Will the statue be delivered or is the contractor responsible to transfer to location?

A: Transportation for the Statue will be done by the City to the location. Installation will be a part of the contractor’s responsibility. The City will get it to Plyler Park.

3. Q: Will any type of fencing be allowed for the construction site?

A: A 6’ chain link fence shall be installed around perimeter of construction area. Public access thru both adjacent alleys, in/out of adjacent businesses, on Ocean Boulevard and along the Boardwalk need to be maintained at all times. Fence layout shall be submitted to and approved by City of Myrtle Beach prior to installation.

4. Q: What are the working project time provided by the City?

A: City will allow contractors to work from 7:00am – 11:00pm, seven days a week.

5. Q: Can we work on weekends?

A: Yes, work may be done on the weekend through the month of February 2018.

6. Q: What is the completion date?

A: The Goddess of the Sea statue shall be installed by March 23, 2018. The park shall be secure, safe and open to the public during the weeks of Easter and Spring Break (March 24, 2018 through April 7, 2018). Project must be completed and accepted for the site to open to the public by April 30, 2018.

7. Q: Will there be any penalty fees for not completing the project on time?

A: No

8. Q: Site access / storage / parking for construction equipment?

A: Site access for construction vehicles and equipment is available via the southern alley (adjacent to Moe Moon’s). Construction vehicle and equipment parking shall be on-site or at an off-site location agreeable to both

Questions and Answers
Pre-Bid Conference for Plyer Park Renovation
December 8, 2017

the contractor and the City of Myrtle Beach. No construction vehicle or equipment parking will be allowed outside the chain link fence within either alley, on Ocean Boulevard or along the Boardwalk. Contractor shall take extreme care in protecting existing hardscape, landscape and site features to remain.

Parking equipment vehicles and finding a location to do so, the GC can contact Craig Atkins (843-504-6656) to make arrangements with a private lot owner for parking during the renovation of the Park. Personal vehicles can be parked on street, equipment vehicles should be parked off street.

9. Q: Drawings C1, C5 and C6 show some electrical scope and reference an electrical plan. Can more comprehensive drawings or narrated scope be supplied?

A: Yes, an electrical plan has been provided as part of this addendum.



**PURCHASING AND
MATERIALS MANAGEMENT**

**City of Myrtle Beach
SOUTH CAROLINA**

**(843) 918-2170
FAX: (843) 918-2182
www.cityofmyrtlebeach.com**

**ADDENDUM #2
Plyler Park Renovation**

Opening date for Plyler Park has been **extended until Friday, December 22, 2017 at 2:00PM. All questions must be emailed by Wednesday, December 20, 2017 by 12:00PM.**

The following attended the pre-bid meeting:

<u>Company</u>	<u>Representative</u>	<u>Email Address</u>
Trinity Gen. Contr.	Brendan Curran	grandpalmettobuilders@yahoo.com
Brantley Construction	Stephen Uley	christina@brantleyconstruction.com
Atlantic Coast Playgrounds	Brian Hooker	bhooker@ccstreetscapes.com
Stalvey Concrete	Kia Ford	stalveyconcrete@yahoo.com
Sellers General Const.	Johnny Sellers	sellersgeneralconstruction@yahoo.com
Consensus Construction	David Sisk	bids@consensusconstruction.com
Tungsten Corporation	Dustin Squires	cchahoon@tungstencorporation.com
Hunt Mason Const. Svc.	Reid Mason	michaelpalmer@huntmason.com
DDC Engineers, Inc.	Jessica Brown	jessicab@landartcompany.com
City of Myrtle Beach	David Sebok	dsebok@cityofmyrtlebeach.com
City of Myrtle Beach	Lauren Clever	lclever@cityofmyrtlebeach.com
City of Myrtle Beach	Tina Causey	tcausey@cityofmyrtlebeach.com

Thank you,
City of Myrtle Beach
Tina Causey
Purchasing/Buyer

Mailing Address: City of Myrtle Beach • PO Box 2468 • Myrtle Beach, South Carolina 29578-2468 Office
Address: City of Myrtle Beach • 3231 Mr. Joe White Avenue • Myrtle Beach, South Carolina 2957

Questions and Answers
Pre-Bid Conference for Plyer Park Renovation
December 15, 2017

1. Q: Will the GC have access to water and electrical power?

A: Yes, contractor shall coordinate with the City of Myrtle Beach to establish access to water and electrical power during construction.

2. Q: Salt-treated concrete panels at the Pergola, Are they Pre-finished and layered in a Sand Bed?

A: Under Review

3. Q: Does anyone know the thickness of the existing concrete?

A: The thickness of existing concrete varies by location. Please see Addendum 1 - Drawing 1 for clarification. This Drawing should be used for reference only. Contractor is responsible for verifying thickness of all existing concrete.

4. Q: How high is the Goddess of the Sea Statue?

A: -The Goddess of the Sea statue is +-12' ht. Contractor is responsible for verifying all dimensions and aspects of the statue. Statue is available for inspection. Contact Lauren Clever with the DRC at 843-918-1055 for scheduling.

5. Q: Landscaping - No plans to tell us what to plant.

A: No plant material, with the exception of a small amount of sod behind the stage, is included in this contract. Please refer to C4 for direction in the landscape areas.

6. Q: Stage Section at railing post S20-8, what is the material of the railings? How high and thickness?

A: Railings are specified in Specifications Section 2870 - Site Features and Furnishings, Paragraphs 2.02 and 2.03. Ramp railing shall be Series 500 non-welded aluminum pipe railing with white vinyl coated finish as manufactured by Superior Aluminum Products, Inc. (or approved equal) and 34" ht above ramp surface. Stage railing shall be Series 550 non-welded aluminum pipe picket railing with white vinyl coated finish as manufactured by Superior Aluminum Products, Inc. (or approved equal) and 42" ht above stage surface. Please refer to Specifications for additional information.

Questions and Answers
Pre-Bid Conference for Plyer Park Renovation
December 15, 2017

7. Q: At the Retaining Wall, what is the embedment of the stainless steel sleep-deterrent bars?

A: Under Review

8. Q: The drawings indicate a black granite cap. Who is providing the granite cap? If contractor provided, please provide specifications for granite cap.

A: Contractor shall provide granite cap.

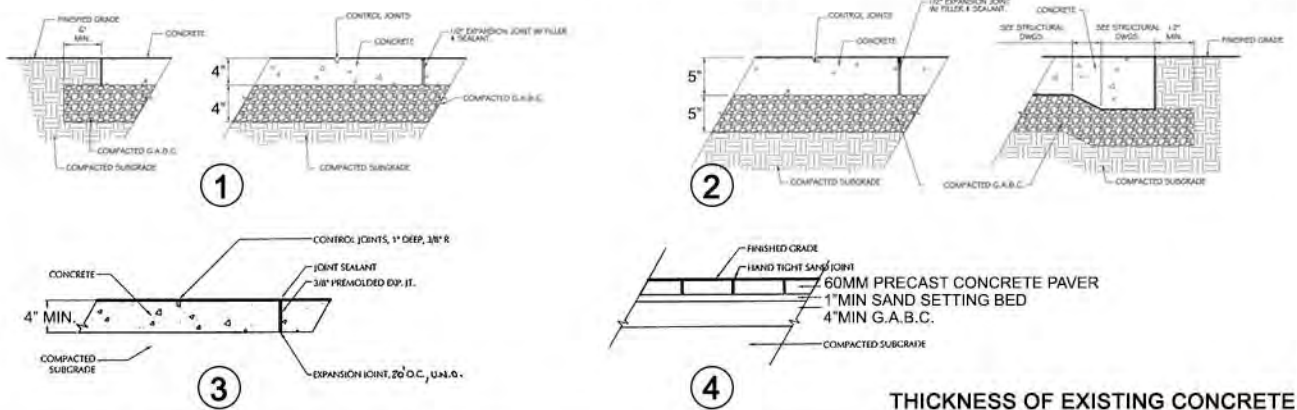
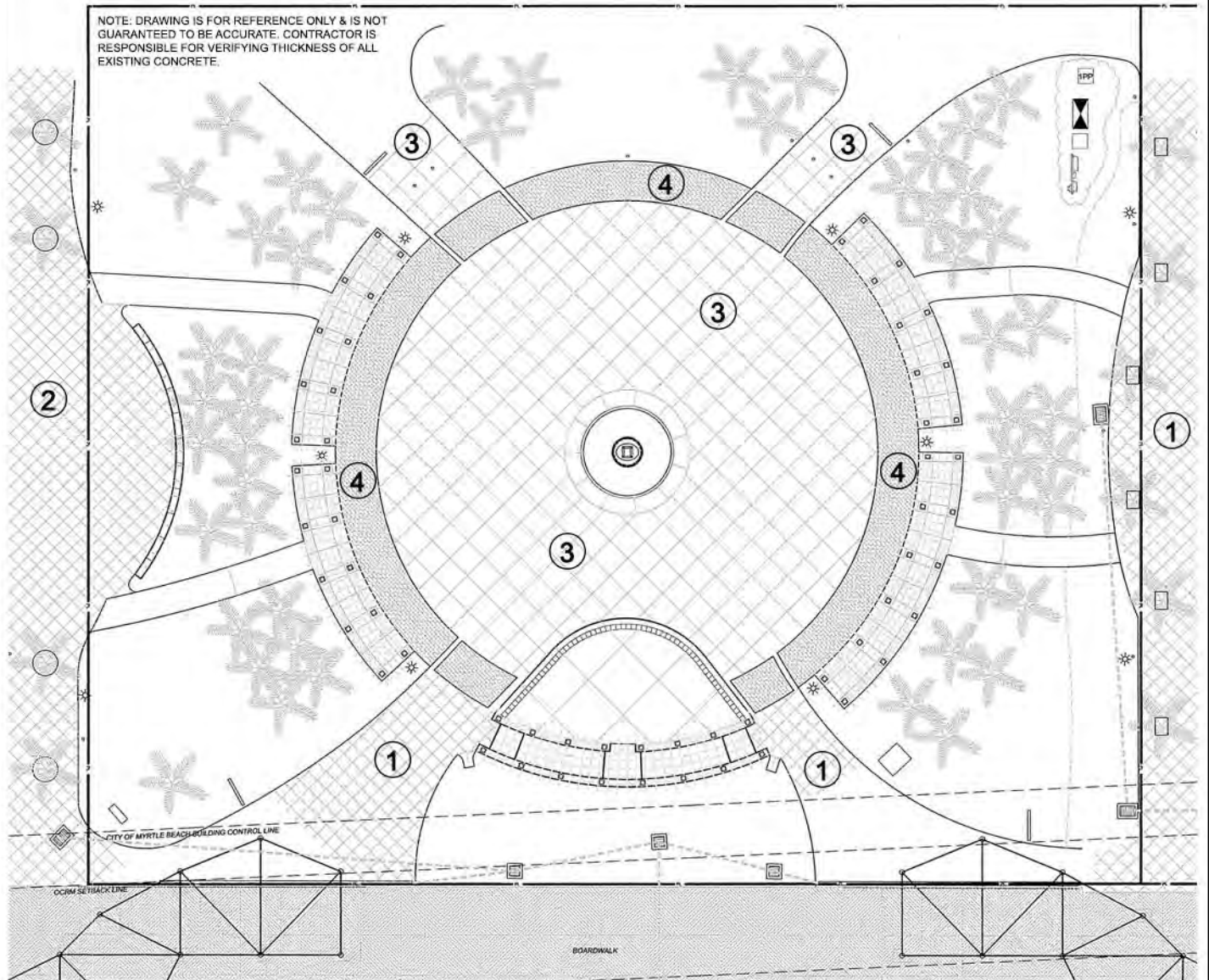
9. Q: Please provide value of statue for the subcontractor setting the statue in place. This is for insurance purposes.

A. Under Review

NOTE:

IRR1 - "Contractor to re-use existing meter and double-check backflow preventer at existing water source. Contractor to install new service and components from that point on, as shown."

NOTE: DRAWING IS FOR REFERENCE ONLY & IS NOT GUARANTEED TO BE ACCURATE. CONTRACTOR IS RESPONSIBLE FOR VERIFYING THICKNESS OF ALL EXISTING CONCRETE.



THICKNESS OF EXISTING CONCRETE

ADDENDUM 2 - DRAWING 1

PLYLER PARK RENOVATION

PREPARED FOR THE CITY OF MYRTLE BEACH
 DATE 12/14/2017
 SCALE N/A
 PROJECT NO 16113L





**PURCHASING AND
MATERIALS MANAGEMENT**

**City of Myrtle Beach
SOUTH CAROLINA**

**(843) 918-2170
FAX: (843) 918-2182
www.cityofmyrtlebeach.com**

**ADDENDUM #3 - Revised
Plyler Park Renovation**

Due to the upcoming holidays, the City will be **extending the Plyler Park bid opening until Wednesday, January 17, 2017 at 2:00PM. All questions must be emailed by Monday, January 15, 2017 by 12:00PM.**

Questions #2, #7, #8 and #9 has been answered below. Also, please see the attachment for Granite Specifications.

The following attended the pre-bid meeting:

<u>Company</u>	<u>Representative</u>	<u>Email Address</u>
Trinity Gen. Contr.	Brendan Curran	grandpalmettobuilders@yahoo.com
Brantley Construction	Stephen Uley	christina@brantleyconstruction.com
Atlantic Coast Playgrounds	Brian Hooker	bhooker@ccstreetscapes.com
Stalvey Concrete	Kia Ford	stalveyconcrete@yahoo.com
Sellers General Const.	Johnny Sellers	sellersgeneralconstruction@yahoo.com
Consensus Construction	David Sisk	bids@consensusconstruction.com
Tungsten Corporation	Dustin Squires	cagoon@tungstencorporation.com
Hunt Mason Const. Svc.	Reid Mason	michaelpalmer@huntmason.com
DDC Engineers, Inc.	Jessica Brown	jessicab@landartcompany.com
City of Myrtle Beach	David Sebok	dsebok@cityofmyrtlebeach.com
City of Myrtle Beach	Lauren Clever	lclever@cityofmyrtlebeach.com
City of Myrtle Beach	Tina Causey	tcausey@cityofmyrtlebeach.com

Thank you,
City of Myrtle Beach
Tina Causey
Purchasing/Buyer

**Mailing Address: City of Myrtle Beach • PO Box 2468 • Myrtle Beach, South Carolina 29578-2468 Office
Address: City of Myrtle Beach • 3231 Mr. Joe White Avenue • Myrtle Beach, South Carolina 2957**

Addendum #3
Plyer Park Renovation
December 18, 2017

1. Q: Will the GC have access to water and electrical power?

A: Yes, contractor shall coordinate with the City of Myrtle Beach to establish access to water and electrical power during construction. Contractor shall contact Garrett Johnston with Santee Cooper at 843-347-3399 ext 3027 and coordinate with the City of Myrtle Beach to establish access to power during construction.

2. Q: Salt-treated concrete panels at the Pergola, Are they Pre-finished and layered in a Sand Bed?

A: [Please see enlargement on C6 and referenced details on C8 for information regarding the pergola concrete areas.](#)

3. Q: Does anyone know the thickness of the existing concrete?

A: The thickness of existing concrete varies by location. Please see Addendum 1 - Drawing 1 for clarification. This Drawing should be used for reference only. Contractor is responsible for verifying thickness of all existing concrete.

4. Q: How high is the Goddess of the Sea Statue?

A: -The Goddess of the Sea statue is +-12' ht. Contractor is responsible for verifying all dimensions and aspects of the statue. Statue is available for inspection. Contact Lauren Clever with the DRC at 843-918-1055 for scheduling.

5. Q: Landscaping - No plans to tell us what to plant.

A: No plant material, with the exception of a small amount of sod behind the stage, is included in this contract. Please refer to C4 for direction in the landscape areas.

6. Q: Stage Section at railing post S20-8, what is the material of the railings? How high and thickness?

A: Railings are specified in Specifications Section 2870 - Site Features and Furnishings, Paragraphs 2.02 and 2.03. Ramp railing shall be Series 500 non-welded aluminum pipe railing with white vinyl coated finish as manufactured by Superior Aluminum Products, Inc. (or approved equal) and 34" ht above ramp surface. Stage railing shall be Series 550 non-welded aluminum pipe picket railing with white vinyl coated finish as manufactured by Superior Aluminum Products, Inc. (or approved equal) and 42" ht above stage surface. Please refer to Specifications for additional information.

Addendum #3
Plyer Park Renovation
December 18, 2017

7. Q: At the Retaining Wall, what is the embedment of the stainless steel sleep-deterrent bars?

A: Sleep-deterrent bar shall be embedded min. ½” below wall surface. Bar shall be secured to wall surface with min. three (3) type 316 stainless steel threaded rods, drilled and epoxied into place at equal intervals, or approved equal.

8. Q: The drawings indicate a black granite cap. Who is providing the granite cap? If contractor provided, please provide specifications for granite cap.

A: Contractor shall provide granite cap, please see attachment for granite specifications.

9. Q: Please provide value of statue for the subcontractor setting the statue in place. This is for insurance purposes.

A. Value of statue \$250,000.00

NOTES:

IRR1 - “Contractor to re-use existing meter and double-check backflow preventer at existing water source. Contractor to install new service and components from that point on, as shown.”

E1.0 – Contractor shall replace Electrical Key Notes Item (L) with the following: Provide 120V 30A 1 phase feed to in-ground junction box Focus DBS-66-JB, or equal, for future lighting fixtures. Field locate per engineer. Provide time clock on feed with photocell.

C8 Detail 8 – Contractor shall orient Goddess of the Sea Statue so that it faces Joe White Avenue / Ocean Boulevard.

SECTION 044100

GRANITE STONE

PART 1 - GENERAL

1.1 SUMMARY

A. Related Sections:

1. SECTION 3300 – CAST-IN-PLACE CONCRETE.

1.2 REFERENCES

- A. ASTM A 123-02: Standard Specification for Zinc (Hot-Dip Galvanized) Coatings on Iron and Steel Products.
- B. ASTM C 97-02: Test Methods for Absorption and Bulk Specific Gravity of Dimension Stone.
- C. ASTM C 119-04: Terminology Relating to Dimension Stone
- D. ASTM C 170-90 (1999): Test Method for Compressive Strength of Dimension Stone
- E. ASTM C 615-03: Specification for Granite Dimension Stone
- F. National Building Granite Quarries Association (NBGQA) Specifications for Architectural Granite.

1.3 DEFINITIONS

A. Definitions contained in ASTM C 119 apply to this Section.

B. Metric Conversions: The following metric conversions shall apply where English measurements are indicated in the text:

1. 1/16 inch (1.5 mm)
2. 1/8 inch (3 mm)
3. 3/16 inch (5 mm)
4. 1/4 inch (6 mm)
5. 5/16 inch (8 mm)
6. 3/8 inch (10 mm)
7. 1/2 inch (12 mm)
8. 5/8 inch (15 mm)
9. 13/16 inch (20 mm)
10. 1 inch (25 mm)
11. 1-3/16 inches (30 mm)
12. 1-1/4 inches (32 mm)
13. 1-1/2 inches (40 mm)
14. 1-5/8 inches (40 mm)
15. 2 inches (50 mm)
16. 3 inches (75 mm)

17. 4 inches (100 mm)
18. 6 inches (150 mm)
19. 8 inches (200 mm)
20. 12 inches (300 mm)

1.4 SUBMITTALS

- A. Product Data: For each stone type and each manufactured product shown on Drawings or specified.
 1. For each stone variety used on Project, include physical property data.
- B. Samples: Submit samples for each stone type required, exhibiting the full range of color characteristics expected.
 1. Submit a minimum of 2 each, 12 inches x 12 inches in size, in each color and finish specified.
 2. In the case of more variegated stones, color photos shall be submitted in addition to the number of samples to show the full range of color and markings to be expected.

1.5 QUALITY ASSURANCE

- A. Source Limitations for Stone: Obtain each stone variety from a single quarry.
- B. Samples: The approved stone sample shall become the standard for the project.

1.6 DELIVERY, STORAGE, AND HANDLING

- A. Store and handle materials to prevent deterioration or damage.
 1. Stone shall be carefully packed and loaded for shipment using reasonable care and customary precautions against damage in transit. Material, which may cause staining or discoloration shall not be used for blocking or packing.
 2. The stone shall be stacked on timber or platforms at least 4 inches above the ground. Care shall be taken to prevent staining or discoloration during storage.
 3. If storage is to be for a prolonged period, polyethylene or other suitable plastic film shall be placed between wood and finished surfaces of completely dry stone.

1.7 PROJECT CONDITIONS

- A. Stain Prevention: Remove soil to prevent staining face of stone.

PART 2 - PRODUCTS

2.1 STONE SOURCE

- A. Varieties: Subject to comply with requirements, provide stone from the following source:
 - 1. Source: Coldspring, or approved equal.
- B. Each color of granite shall come from a single quarry, with sufficient reserves to satisfy the requirements of the project. The granite supplier shall have the capabilities to cut and finish the stone without delaying the project.

2.2 STONE MATERIAL

- A. Granite Stone Standard: ASTM C 615.
- B. Granite Description:
 - 1. Installation: Granite to be installed as part of Goddess of the Sea Statue base.
 - 2. Dimension: 6' diameter x 8" thickness, single piece, core-drilled to match pattern of pre-fabricated statue attachment legs.
 - 3. Product: Mesabi Black, or approved equal.
 - 4. Color Range: Black.
 - 5. Texture: Fine to medium-fine ophitic texture.
 - 6. Finish: Polished.

2.3 STONE FABRICATION

- A. Fabricate stone in accordance with requirements, including Drawings and Shop Drawings.
 - 1. NBGQA's "Specifications for Architectural Granite."
- B. Produce pieces of stone shown on Drawings and recommended by stone source, for faces, edges, beds, and backs.
- C. Finish exposed faces and edges of stone to comply with requirements shown for finish and to match approved samples and mockups.
- D. Carefully inspect stone at fabrication plant for compliance with requirements for appearance, material, and fabrication. Replace defective units before shipment.

PART 3 - EXECUTION

3.1 EXAMINATION

- A. Examine surfaces and conditions with Installer present.
- B. Surfaces and Conditions: Prior to installing stone, examine the existing surfaces and conditions to receive the cut stone and verify surfaces and conditions are in accordance with the requirements and as shown on Drawings. Do not proceed until defective surfaces are brought into compliance.

3.2 PREPARATION

- A. Prior to setting cut stone, clean all surfaces to remove accumulated dirt and stains. Clean thoroughly by scrubbing with non-metallic brushes followed by a drenching with clean water. Use only mild detergents that do not contain caustic fillers.

3.3 DRY-PLACED STONE

- A. Field trim stone as stone is set.
- B. Set stone to comply with requirements shown on Drawings. Set stone accurately in locations shown with edges and faces aligned according to established relationships.

3.4 ADJUSTING

- A. Remove and replace stone not matching final samples.
- B. Remove and replace stone not complying with requirements.
- C. Replace non-complying stone to match final samples and comply with specified requirements. Replacement stone shall show no evidence of replacement.
- D. Patching: Minor patching in small areas may be acceptable if the repair does not distract from the overall appearance of the finished project.

3.5 PROTECTION

- A. At the end of each day's work, cover top of walls with a non-staining waterproof covering. Protect partially finished work when not being worked on.

3.6 CLEANING

- A. Clean stone as work progresses. Remove mortar, sealant, and stains before tooling joints, where required.
- B. Final Cleaning: Clean stone as recommended by fabricator or stone producer.
 - 1. Clean all finished stonework with a mild detergent using a fiber brush.
 - 2. After cleaning, rinse with clean water.
 - 3. Do not use acid or other caustic materials.
- C. When cleaning is completed, remove temporary protection.

END OF SECTION



**PURCHASING AND
MATERIALS MANAGEMENT**

**City of Myrtle Beach
SOUTH CAROLINA**

**(843) 918-2170
FAX: (843) 918-2182
www.cityofmyrtlebeach.com**

**ADDENDUM #4
Plyler Park Renovation**

Mandatory Statue Inspection Meeting:

A mandatory statue inspection meeting will be held on Thursday, January 4, 2018 at 10:00AM at the Myrtle Beach Convention Center located 2101 North Oak Street. Attendance is required for proposal consideration.

The following attended the pre-bid meeting:

<u>Company</u>	<u>Representative</u>	<u>Email Address</u>
Trinity Gen. Contr.	Brendan Curran	grandpalmettobuilders@yahoo.com
Brantley Construction	Stephen Uley	christina@brantleyconstruction.com
Atlantic Coast Playgrounds	Brian Hooker	bhooker@ccstreetscapes.com
Stalvey Concrete	Kia Ford	stalveyconcrete@yahoo.com
Sellers General Const.	Johnny Sellers	sellersgeneralconstruction@yahoo.com
Consensus Construction	David Sisk	bids@consensusconstruction.com
Tungsten Corporation	Dustin Squires	ccaahn@tungstencorporation.com
Hunt Mason Const. Svc.	Reid Mason	michaelpalmer@huntmason.com
DDC Engineers, Inc.	Jessica Brown	jessicab@landartcompany.com
City of Myrtle Beach	David Sebok	dsebok@cityofmyrtlebeach.com
City of Myrtle Beach	Lauren Clever	lclever@cityofmyrtlebeach.com
City of Myrtle Beach	Tina Causey	tcausey@cityofmyrtlebeach.com

Thank you,
City of Myrtle Beach
Tina Causey
Purchasing/Buyer



**PURCHASING AND
MATERIALS MANAGEMENT**

**City of Myrtle Beach
SOUTH CAROLINA**

**(843) 918-2170
FAX: (843) 918-2182
www.cityofmyrtlebeach.com**

**ADDENDUM #5R
Plyler Park Renovation**

Please see attached for L1, L2 and the revised irrigation sheets. Also, see revised plan and notes on E1.0 and attachment for fixture specification. Fixture shall be 18W 4000K color temperature with black finish. Contractor shall replace existing Drawing and Addendum #3 clarification item with the revised Drawing.

The following attended the pre-bid meeting:

<u>Company</u>	<u>Representative</u>	<u>Email Address</u>
Trinity Gen. Contr.	Brendan Curran	grandpalmettobuilders@yahoo.com
Brantley Construction	Stephen Uley	christina@brantleyconstruction.com
Atlantic Coast Playgrounds	Brian Hooker	bhooker@ccstreetscapes.com
Stalvey Concrete	Kia Ford	stalveyconcrete@yahoo.com
Sellers General Const.	Johnny Sellers	sellersgeneralconstruction@yahoo.com
Consensus Construction	David Sisk	bids@consensusconstruction.com
Tungsten Corporation	Dustin Squires	cchahoon@tungstencorporation.com
Hunt Mason Const. Svc.	Reid Mason	michaelpalmer@huntmason.com
DDC Engineers, Inc.	Jessica Brown	jessicab@landartcompany.com
City of Myrtle Beach	David Sebok	dsebok@cityofmyrtlebeach.com
City of Myrtle Beach	Lauren Clever	lclever@cityofmyrtlebeach.com
City of Myrtle Beach	Tina Causey	tcausey@cityofmyrtlebeach.com

Thank you,
City of Myrtle Beach
Tina Causey
Purchasing/Buyer

PLYLER PARK RENOVATION
ADDENDUM #5

CONTRACTOR QUESTIONS

- Q. The specifications paragraph 5.01.C of the Instructions to Bidders states “the Bidder must complete 70% of the work with his own forces”. Can this requirement be waived?
- A. **Contractor shall replace Section 0200 Paragraph 5.01.C with the following: The successful Bidder must list completely, all subcontractor(s) that will perform work on the project. All subcontractor(s) must be approved by the Owner prior to award of the Bid.**
- Q. Are new plaza concrete areas to receive a tooled joint with expansion joints at 20’ o.c. per existing concrete Addendum 2 Drawing 1 area #3 plaza?
- A. **New plaza concrete areas shall be constructed per details 3 and 4 on C8 (Site Details). Expansion joint locations shall match existing, where possible, or be provided at a maximum distance of 25’ in conditions where there is no existing expansion joint.**
- Q. Are additional expansion joints to be installed in areas of new plaza concrete if necessary to match plaza expansion joints?
- A. **See previous answer regarding expansion joints.**
- Q. Regarding S2.0 Detail 7 “For use in plaza concrete”, please provide CJ locations on plan where 2” x 2” key is to be utilized or if intended for concrete pour stop/start locations.
- A. **This detail is to be utilized for concrete pour stop/start locations.**

CLARIFICATION ITEMS

- 1. Regarding Addendum #1 Question 7, the bid has been revised to include liquidated damages of five hundred dollars (\$500.00) per consecutive calendar day for each day worked after the stated completion date.**
- 2. Regarding Addendum #2 and Addendum #3 Question 5, the bid has been revised to include the installation of plant material. Please see L1 and L2.**
- 3. Please see revised plan and notes on IRR1 and IRR2.**

- 4. Please see revised notes and Ds3 description on C2.**
- 5. Please see revised plan and notes on E1.0 and attachment for fixture specification. Contractor shall replace existing Drawing and Addendum #3 clarification item with the revised Drawing.**
- 6. Please see revised Specifications Table of Contents, Section 0200 & 0300. Contractor shall replace existing Sections with the revised versions. Please see Addendum 5 - Drawing 1 for base bid and alternates clarification.**
- 7. Please see additional Specifications Section 2930 & 2940.**
- 8. Bids will be publicly opened.**
- 9. The terms “scoring”, “score joints” and “control joints” are interchangeable throughout the Documents.**
- 10. Contractor shall replace Section 1050 Paragraph 1.05.A with the following: Submit one (1) copy of each Application of Payment. Please use form “A.I.A.” 702 and 703.**

BASE BID - GODDESS OF THE SEA

DDC

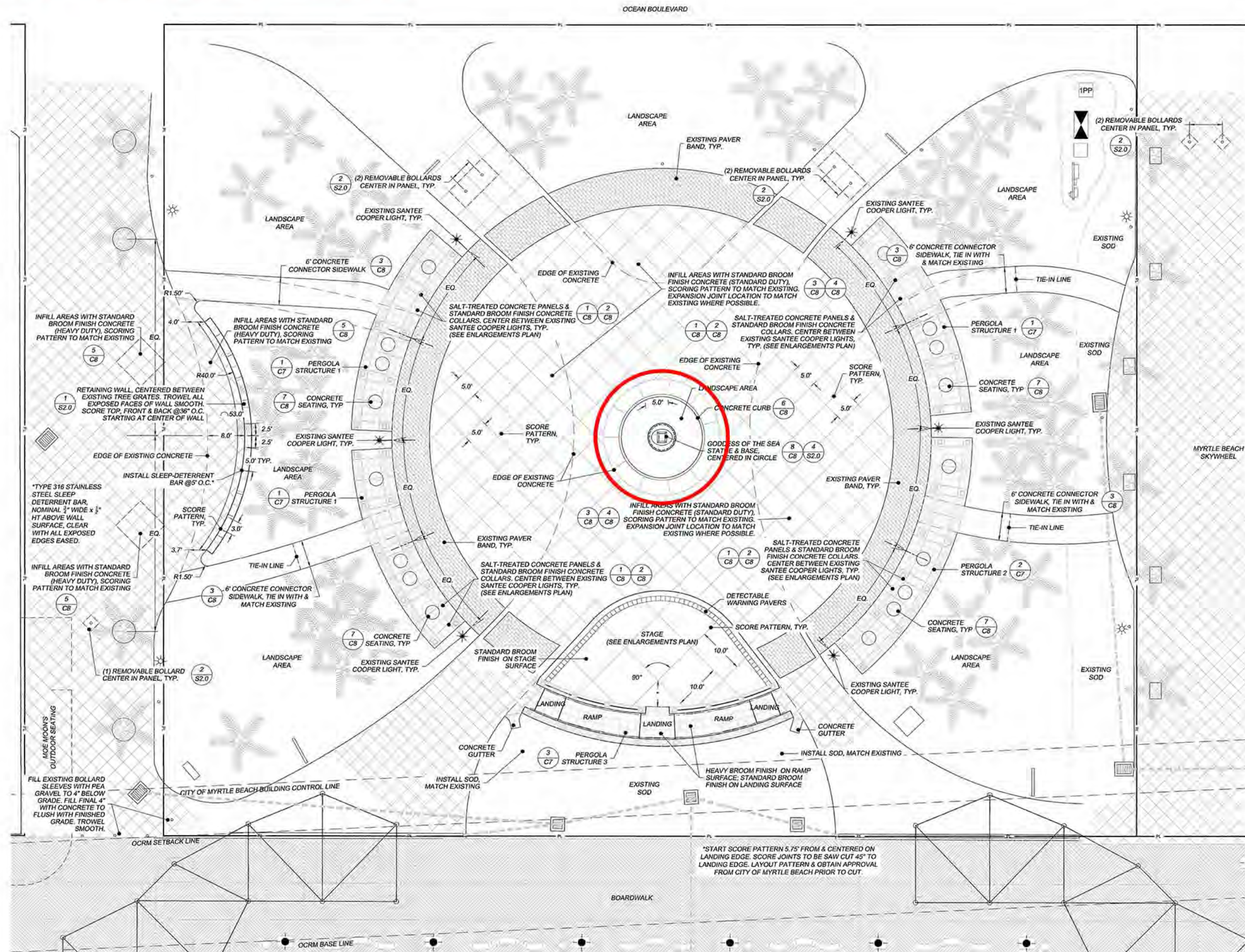


Consulting Engineers, Surveyors, Planners,
Landscape Architects & Environmentalists
1298 Professional Dr., Myrtle Beach, SC 29577
Phone: (843) 692-3200 Fax: (843) 692-3210



NOTES:

1. CONTRACTOR SHALL TAKE EXTREME CARE TO PRESERVE & PROTECT EXISTING CONCRETE PAVING / PAVERS, STRUCTURES AND PLANT MATERIAL TO REMAIN THROUGHOUT DURATION OF PROJECT.
2. CONTRACTOR SHALL FIELD-VERIFY AREAS OF CONCRETE INFILL WITHIN EXISTING PAVER BAND.
3. CONTRACTOR SHALL ROUGH LAYOUT THE STAGE AND CONNECTOR SIDEWALKS AND REVIEW WITH CITY OF MYRTLE BEACH PRIOR TO CONSTRUCTION. ADJUST LAYOUT AS DIRECTED BY CITY.
4. FOLLOWING REMOVAL OF ALL PLANT MATERIAL, AS SHOWN ON THE EXISTING CONDITIONS / DEMOLITION PLAN, CONTRACTOR SHALL INFILL LANDSCAPE AREAS WITH SUITABLE TOPSOIL MATERIAL AND RETURN TO SMOOTH GRADE. SUITABLE TOPSOIL MATERIAL SHALL BE CAPABLE OF SUPPORTING PLANT LIFE, BLEND WITH EXISTING & BE APPROVED BY THE CITY OF MYRTLE BEACH PRIOR TO SITE DELIVERY.
5. NOT ALL UTILITIES ARE SHOWN ON DRAWINGS.
6. REFER TO COVER SHEET FOR ADDITIONAL PROJECT NOTES & REQUIREMENTS.



ADDENDUM 5 DRAWING 1

COMPONENT IDENTIFICATION & LAYOUT PLAN

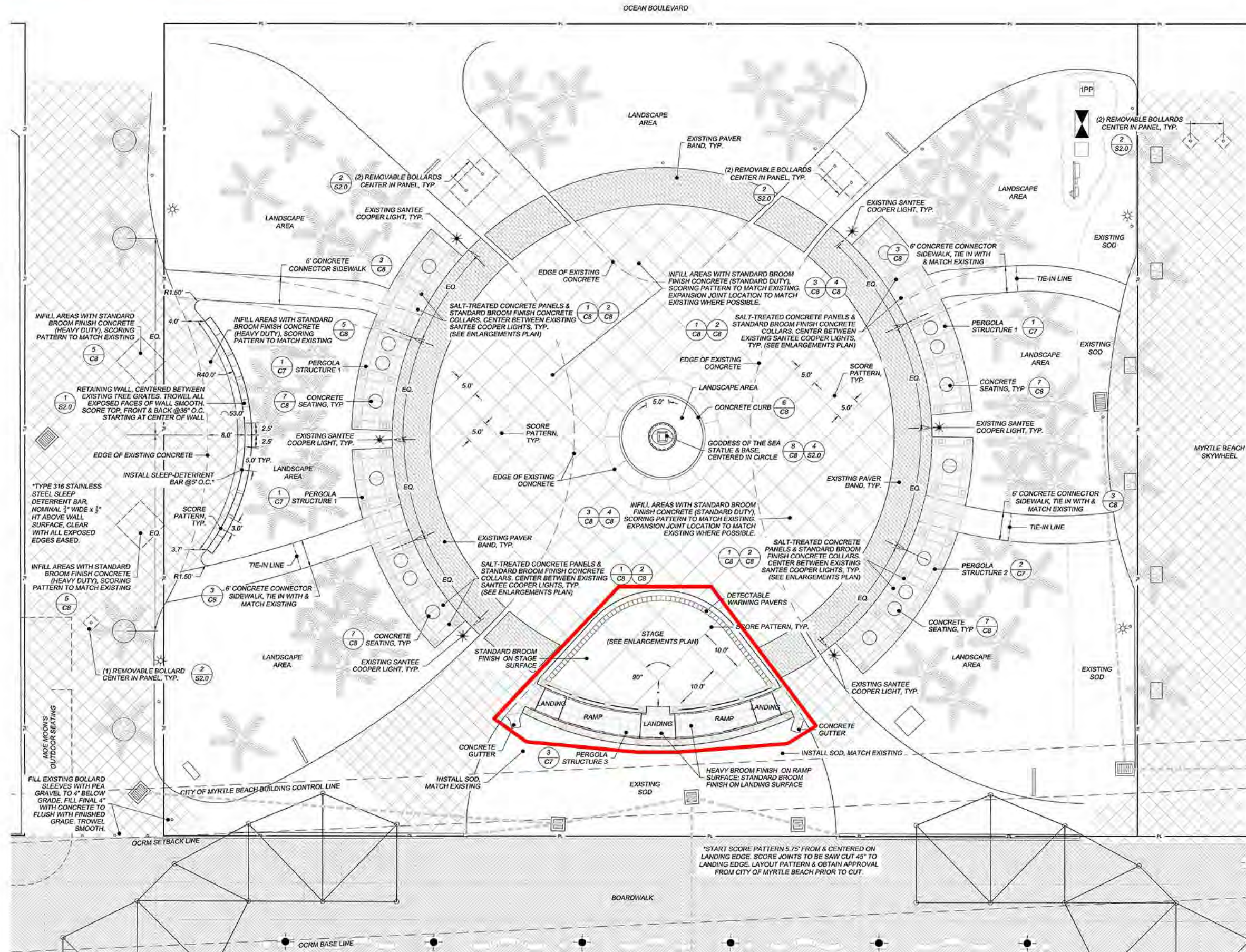
PLYLER PARK
CITY OF MYRTLE BEACH, SOUTH CAROLINA
PREPARED FOR: CITY OF MYRTLE BEACH

SCALE:	1" = 10'
DATE:	NOVEMBER 22, 2017
DESIGNED BY:	
DRAWN BY:	
APPROV. BY:	
PROJECT NO.:	16113L

C4

FILE NO.:

ALTERNATE 1 - STAGE



- NOTES:**
1. CONTRACTOR SHALL TAKE EXTREME CARE TO PRESERVE & PROTECT EXISTING CONCRETE PAVING / PAVERS, STRUCTURES AND PLANT MATERIAL TO REMAIN THROUGHOUT DURATION OF PROJECT.
 2. CONTRACTOR SHALL FIELD-VERIFY AREAS OF CONCRETE INFILL WITHIN EXISTING PAVER BAND.
 3. CONTRACTOR SHALL ROUGH LAYOUT THE STAGE AND CONNECTOR SIDEWALKS AND REVIEW WITH CITY OF MYRTLE BEACH PRIOR TO CONSTRUCTION. ADJUST LAYOUT AS DIRECTED BY CITY.
 4. FOLLOWING REMOVAL OF ALL PLANT MATERIAL, AS SHOWN ON THE EXISTING CONDITIONS / DEMOLITION PLAN, CONTRACTOR SHALL INFILL LANDSCAPE AREAS WITH SUITABLE TOPSOIL MATERIAL AND RETURN TO SMOOTH GRADE. SUITABLE TOPSOIL MATERIAL SHALL BE CAPABLE OF SUPPORTING PLANT LIFE, BLEND WITH EXISTING & BE APPROVED BY THE CITY OF MYRTLE BEACH PRIOR TO SITE DELIVERY.
 5. NOT ALL UTILITIES ARE SHOWN ON DRAWINGS.
 6. REFER TO COVER SHEET FOR ADDITIONAL PROJECT NOTES & REQUIREMENTS.



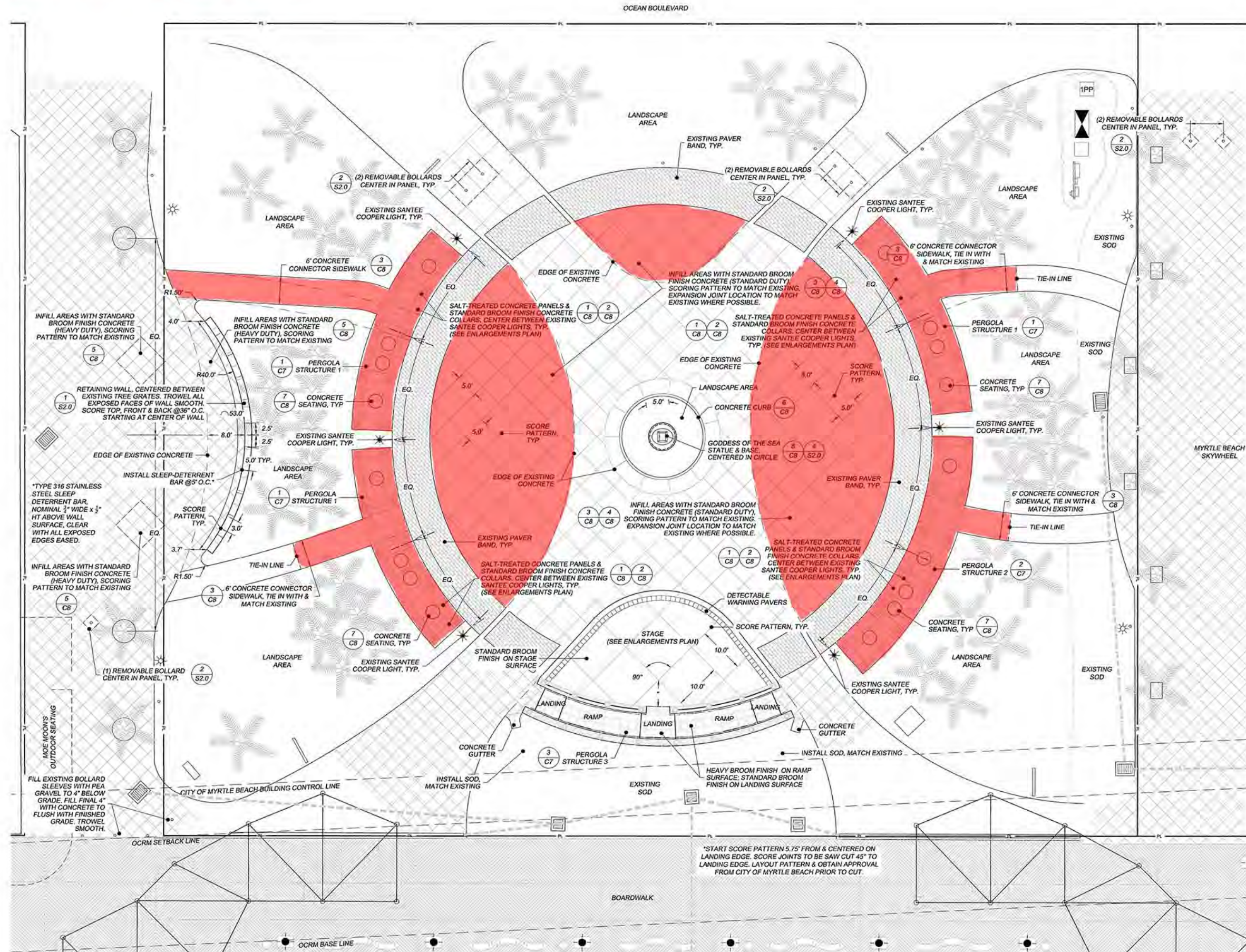
NO.	DATE	REVISION DESCRIPTION	BY
1	12/2017	REVISED PER DRAWING CLARIFICATIONS	

COMPONENT IDENTIFICATION & LAYOUT PLAN
 PLYLER PARK
 CITY OF MYRTLE BEACH, SOUTH CAROLINA
 PREPARED FOR: CITY OF MYRTLE BEACH

SCALE:	1" = 10'
DATE:	NOVEMBER 22, 2017
DESIGNED BY:	
DRAWN BY:	
APPROV. BY:	
PROJECT NO.:	16113L
C4	
FILE NO.:	

ADDENDUM 5 DRAWING 1

ALTERNATE 2 - CONCRETE



- NOTES:**
1. CONTRACTOR SHALL TAKE EXTREME CARE TO PRESERVE & PROTECT EXISTING CONCRETE PAVING / PAVERS, STRUCTURES AND PLANT MATERIAL TO REMAIN THROUGHOUT DURATION OF PROJECT.
 2. CONTRACTOR SHALL FIELD-VERIFY AREAS OF CONCRETE INFILL WITHIN EXISTING PAVER BAND.
 3. CONTRACTOR SHALL ROUGH LAYOUT THE STAGE AND CONNECTOR SIDEWALKS AND REVIEW WITH CITY OF MYRTLE BEACH PRIOR TO CONSTRUCTION. ADJUST LAYOUT AS DIRECTED BY CITY.
 4. FOLLOWING REMOVAL OF ALL PLANT MATERIAL, AS SHOWN ON THE EXISTING CONDITIONS / DEMOLITION PLAN, CONTRACTOR SHALL INFILL LANDSCAPE AREAS WITH SUITABLE TOPSOIL MATERIAL AND RETURN TO SMOOTH GRADE. SUITABLE TOPSOIL MATERIAL SHALL BE CAPABLE OF SUPPORTING PLANT LIFE, BLEND WITH EXISTING & BE APPROVED BY THE CITY OF MYRTLE BEACH PRIOR TO SITE DELIVERY.
 5. NOT ALL UTILITIES ARE SHOWN ON DRAWINGS.
 6. REFER TO COVER SHEET FOR ADDITIONAL PROJECT NOTES & REQUIREMENTS.



NO.	DATE	REVISION DESCRIPTION	BY
1	12/2017	REVISED PER DRAWING CLARIFICATIONS	

COMPONENT IDENTIFICATION & LAYOUT PLAN
 PLYLER PARK
 CITY OF MYRTLE BEACH, SOUTH CAROLINA
 PREPARED FOR: CITY OF MYRTLE BEACH

SCALE:	1" = 10'
DATE:	NOVEMBER 22, 2017
DESIGNED BY:	
DRAWN BY:	
APPROV. BY:	
PROJECT NO.:	16113L
C4	
FILE NO.:	

ADDENDUM 5 DRAWING 1

ALTERNATE 3 - RETAINING WALL

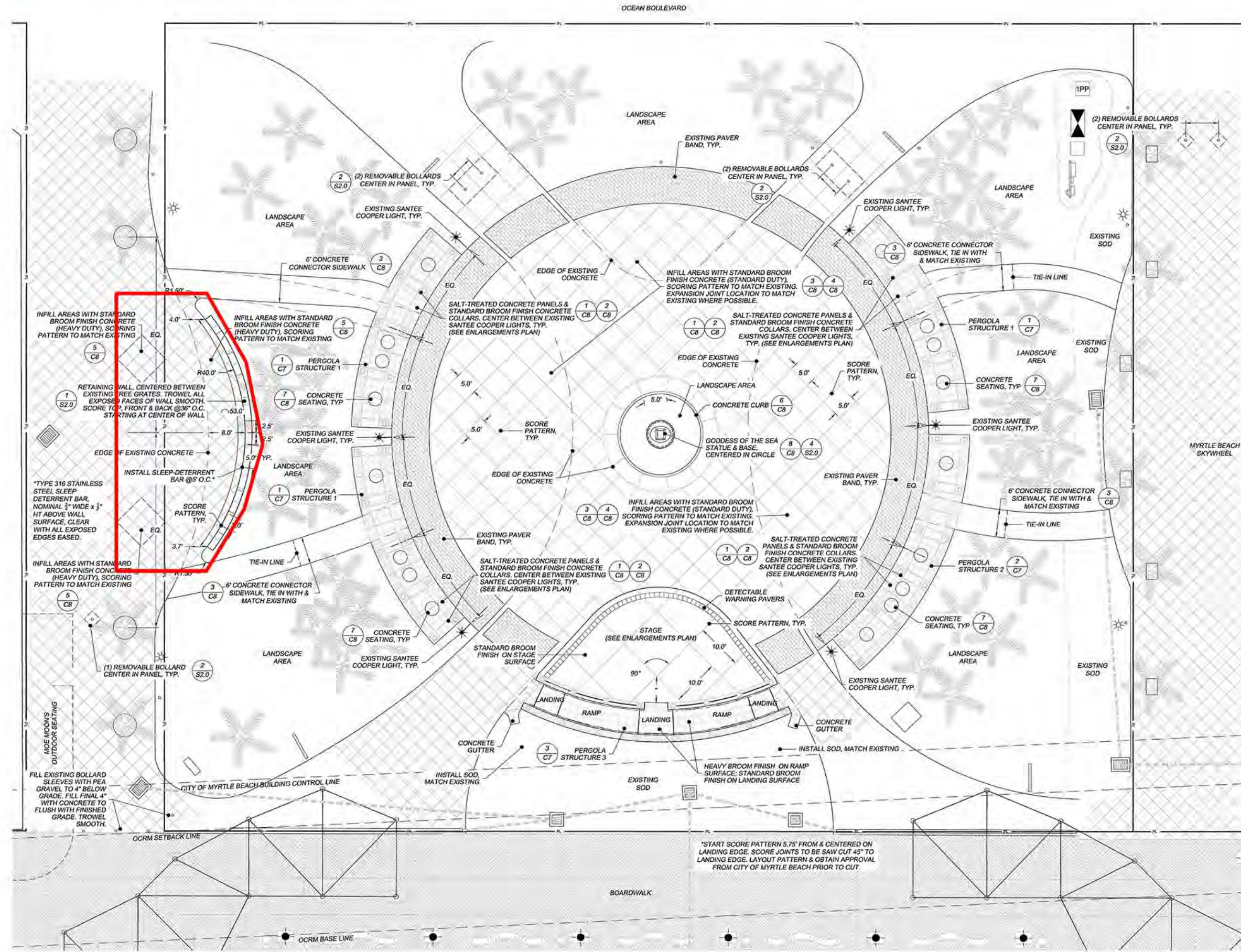


Consulting Engineers, Surveyors, Planners,
Landscape Architects & Environmentalists
1298 Professional Dr., Myrtle Beach, SC 29577
Phone: (843) 692-3200 Fax: (843) 692-3210



NOTES:

1. CONTRACTOR SHALL TAKE EXTREME CARE TO PRESERVE & PROTECT EXISTING CONCRETE PAVING / PAVERS, STRUCTURES AND PLANT MATERIAL TO REMAIN THROUGHOUT DURATION OF PROJECT.
2. CONTRACTOR SHALL FIELD-VERIFY AREAS OF CONCRETE INFILL WITHIN EXISTING PAVER BAND.
3. CONTRACTOR SHALL ROUGH LAYOUT THE STAGE AND CONNECTOR SIDEWALKS AND REVIEW WITH CITY OF MYRTLE BEACH PRIOR TO CONSTRUCTION. ADJUST LAYOUT AS DIRECTED BY CITY.
4. FOLLOWING REMOVAL OF ALL PLANT MATERIAL, AS SHOWN ON THE EXISTING CONDITIONS / DEMOLITION PLAN, CONTRACTOR SHALL INFILL LANDSCAPE AREAS WITH SUITABLE TOPSOIL MATERIAL AND RETURN TO SMOOTH GRADE. SUITABLE TOPSOIL MATERIAL SHALL BE CAPABLE OF SUPPORTING PLANT LIFE, BLEND WITH EXISTING & BE APPROVED BY THE CITY OF MYRTLE BEACH PRIOR TO SITE DELIVERY.
5. NOT ALL UTILITIES ARE SHOWN ON DRAWINGS.
6. REFER TO COVER SHEET FOR ADDITIONAL PROJECT NOTES & REQUIREMENTS.



ADDENDUM 5 DRAWING 1

NO.	DATE	REVISION DESCRIPTION	BY
1	12/2017	REVISED PER DRAWING CLARIFICATIONS	

COMPONENT IDENTIFICATION & LAYOUT PLAN
PLYLER PARK
CITY OF MYRTLE BEACH, SOUTH CAROLINA
PREPARED FOR: CITY OF MYRTLE BEACH

SCALE:	1" = 10'
DATE:	NOVEMBER 22, 2017
DESIGNED BY:	
DRAWN BY:	
APPROV. BY:	
PROJECT NO.:	16113L
C4	
FILE NO.:	

ALTERNATE 4 - LANDSCAPE

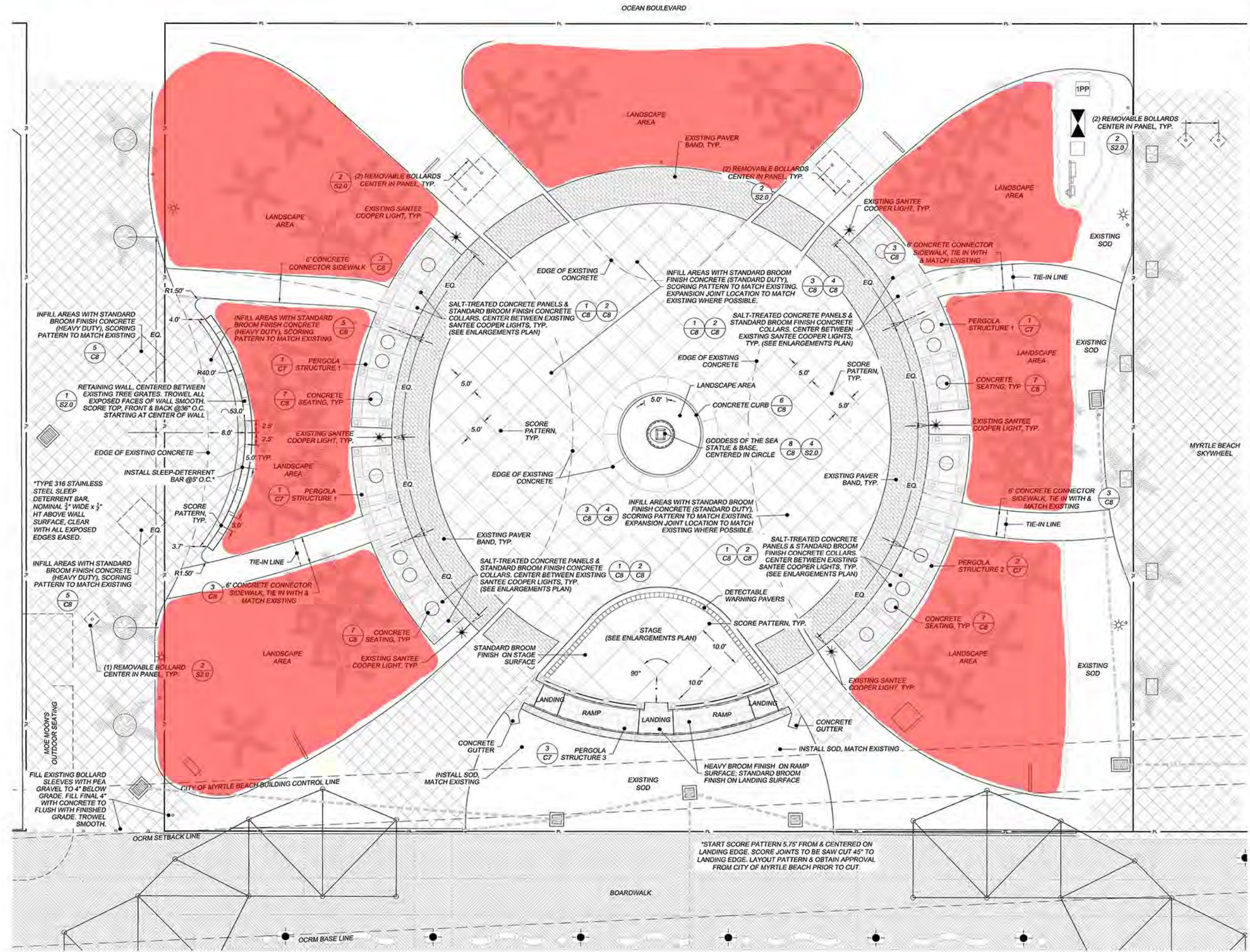


Consulting Engineers, Surveyors, Planners,
Landscape Architects & Environmentalists
1298 Professional Dr., Myrtle Beach, SC 29577
Phone: (843) 692-3200 Fax: (843) 692-3210



NOTES:

1. CONTRACTOR SHALL TAKE EXTREME CARE TO PRESERVE & PROTECT EXISTING CONCRETE PAVING / PAVERS, STRUCTURES AND PLANT MATERIAL TO REMAIN THROUGHOUT DURATION OF PROJECT.
2. CONTRACTOR SHALL FIELD-VERIFY AREAS OF CONCRETE INFILL WITHIN EXISTING PAVER BAND.
3. CONTRACTOR SHALL ROUGH LAYOUT THE STAGE AND CONNECTOR SIDEWALKS AND REVIEW WITH CITY OF MYRTLE BEACH PRIOR TO CONSTRUCTION. ADJUST LAYOUT AS DIRECTED BY CITY.
4. FOLLOWING REMOVAL OF ALL PLANT MATERIAL, AS SHOWN ON THE EXISTING CONDITIONS / DEMOLITION PLAN, CONTRACTOR SHALL INFILL LANDSCAPE AREAS WITH SUITABLE TOPSOIL MATERIAL AND RETURN TO SMOOTH GRADE. SUITABLE TOPSOIL MATERIAL SHALL BE CAPABLE OF SUPPORTING PLANT LIFE, BLEND WITH EXISTING & BE APPROVED BY THE CITY OF MYRTLE BEACH PRIOR TO SITE DELIVERY.
5. NOT ALL UTILITIES ARE SHOWN ON DRAWINGS.
6. REFER TO COVER SHEET FOR ADDITIONAL PROJECT NOTES & REQUIREMENTS.



ADDENDUM 5 DRAWING 1

NO.	DATE	REVISION DESCRIPTION	BY
1	12/20/17	REVISED PER DRAWING CLARIFICATIONS	

COMPONENT IDENTIFICATION & LAYOUT PLAN
PLYLER PARK
CITY OF MYRTLE BEACH, SOUTH CAROLINA
PREPARED FOR: CITY OF MYRTLE BEACH

SCALE:	1" = 10'
DATE:	NOVEMBER 22, 2017
DESIGNED BY:	
DRAWN BY:	
APPROV. BY:	
PROJECT NO.:	16113L
C4	
FILE NO.:	

ALTERNATE 5 - SITE FURNISHINGS

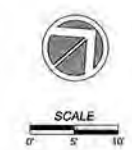
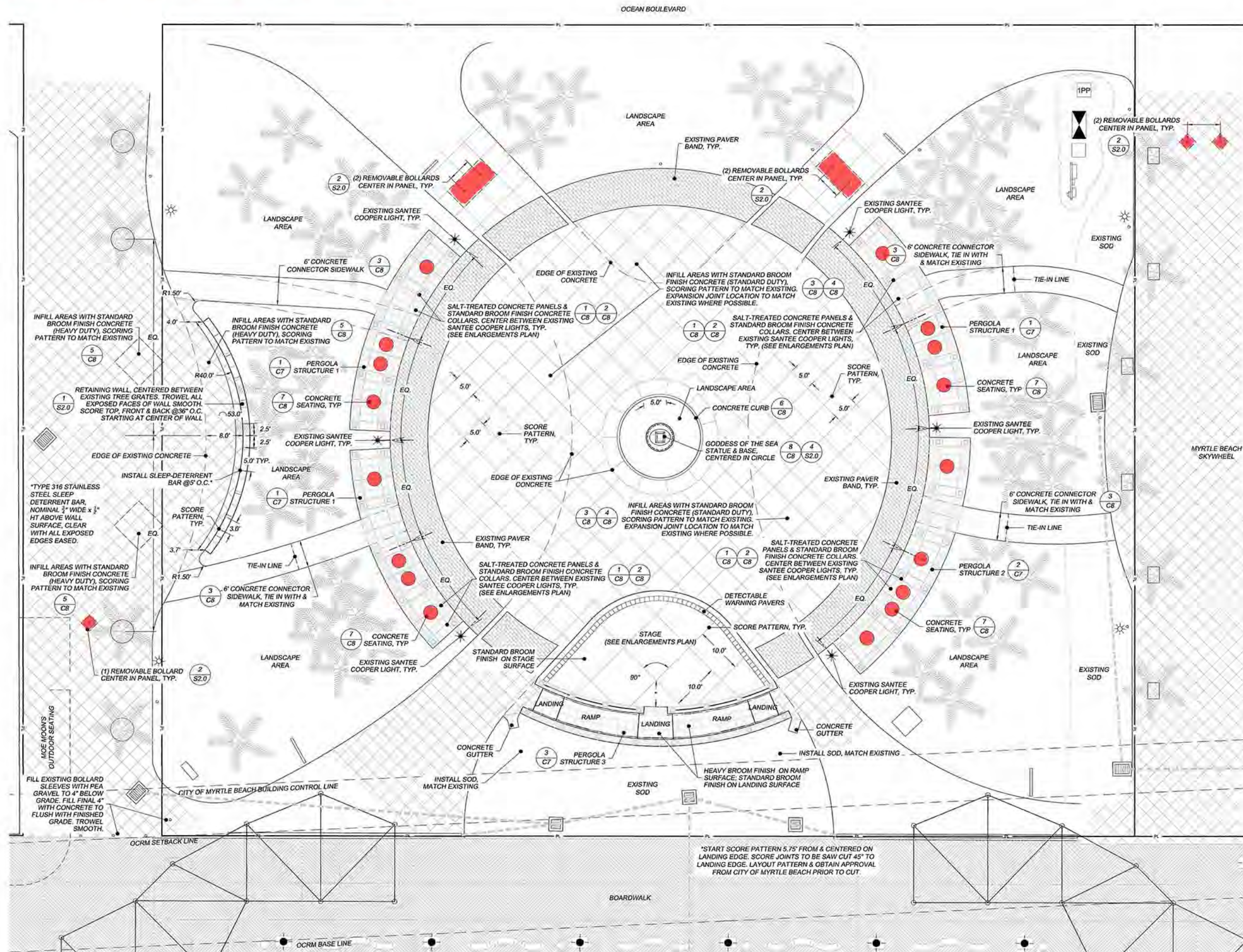


Consulting Engineers, Surveyors, Planners,
Landscape Architects & Environmentalists
1298 Professional Dr., Myrtle Beach, SC 29577
Phone: (843) 692-3200 Fax: (843) 692-3210



NOTES:

1. CONTRACTOR SHALL TAKE EXTREME CARE TO PRESERVE & PROTECT EXISTING CONCRETE PAVING / PAVERS, STRUCTURES AND PLANT MATERIAL TO REMAIN THROUGHOUT DURATION OF PROJECT.
2. CONTRACTOR SHALL FIELD-VERIFY AREAS OF CONCRETE INFILL WITHIN EXISTING PAVER BAND.
3. CONTRACTOR SHALL ROUGH LAYOUT THE STAGE AND CONNECTOR SIDEWALKS AND REVIEW WITH CITY OF MYRTLE BEACH PRIOR TO CONSTRUCTION. ADJUST LAYOUT AS DIRECTED BY CITY.
4. FOLLOWING REMOVAL OF ALL PLANT MATERIAL, AS SHOWN ON THE EXISTING CONDITIONS / DEMOLITION PLAN, CONTRACTOR SHALL INFILL LANDSCAPE AREAS WITH SUITABLE TOPSOIL MATERIAL AND RETURN TO SMOOTH GRADE. SUITABLE TOPSOIL MATERIAL SHALL BE CAPABLE OF SUPPORTING PLANT LIFE, BLEND WITH EXISTING & BE APPROVED BY THE CITY OF MYRTLE BEACH PRIOR TO SITE DELIVERY.
5. NOT ALL UTILITIES ARE SHOWN ON DRAWINGS.
6. REFER TO COVER SHEET FOR ADDITIONAL PROJECT NOTES & REQUIREMENTS.



ADDENDUM 5 DRAWING 1

COMPONENT IDENTIFICATION & LAYOUT PLAN

PLYLER PARK
CITY OF MYRTLE BEACH, SOUTH CAROLINA
PREPARED FOR: CITY OF MYRTLE BEACH

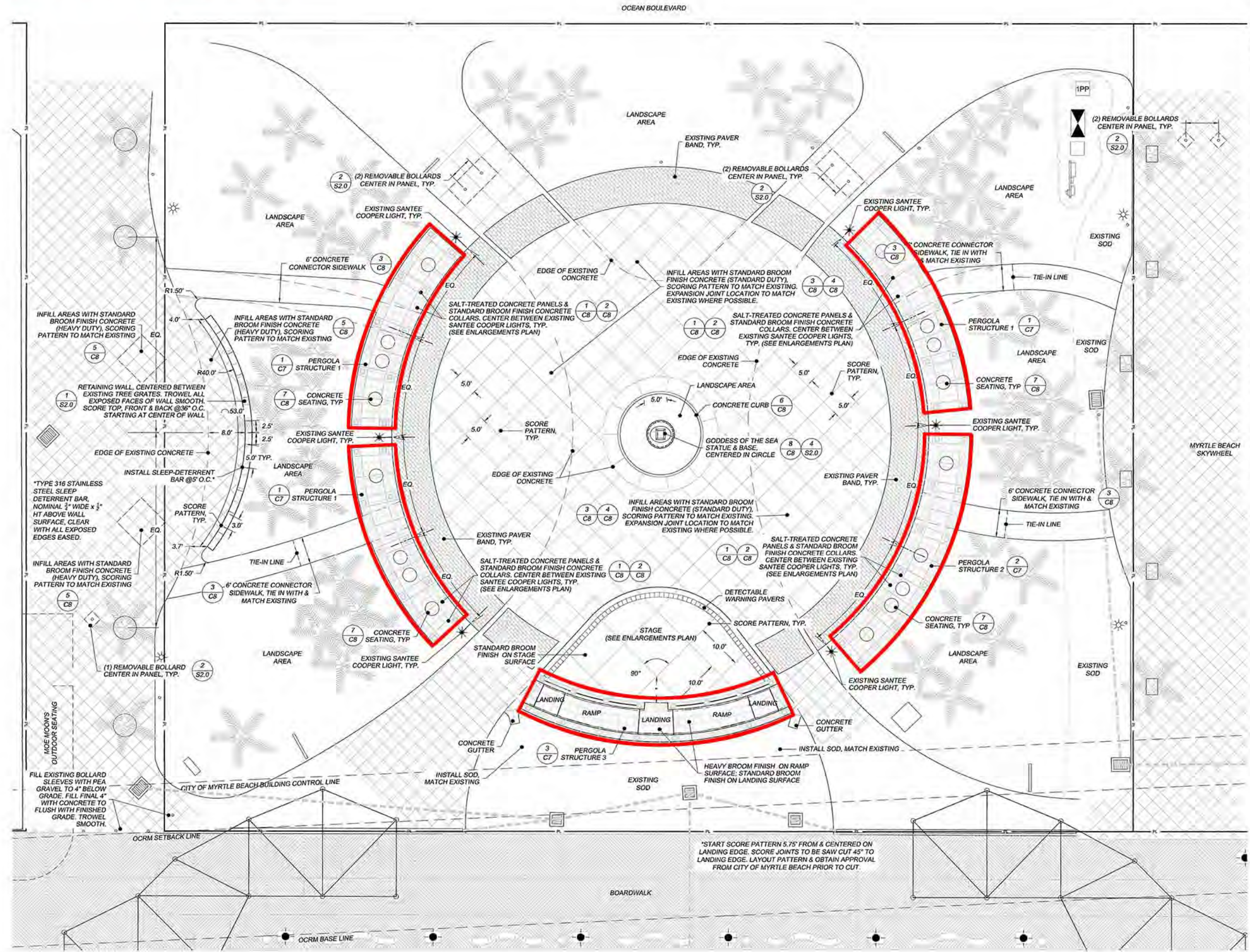
SCALE:	1" = 10'
DATE:	NOVEMBER 22, 2017
DESIGNED BY:	
DRAWN BY:	
APPROV. BY:	
PROJECT NO.:	16113L
C4	
FILE NO.:	

ALTERNATE 6 - PERGOLAS



NOTES:

1. CONTRACTOR SHALL TAKE EXTREME CARE TO PRESERVE & PROTECT EXISTING CONCRETE PAVING / PAVERS, STRUCTURES AND PLANT MATERIAL TO REMAIN THROUGHOUT DURATION OF PROJECT.
2. CONTRACTOR SHALL FIELD-VERIFY AREAS OF CONCRETE INFILL WITHIN EXISTING PAVER BAND.
3. CONTRACTOR SHALL ROUGH LAYOUT THE STAGE AND CONNECTOR SIDEWALKS AND REVIEW WITH CITY OF MYRTLE BEACH PRIOR TO CONSTRUCTION. ADJUST LAYOUT AS DIRECTED BY CITY.
4. FOLLOWING REMOVAL OF ALL PLANT MATERIAL, AS SHOWN ON THE EXISTING CONDITIONS / DEMOLITION PLAN, CONTRACTOR SHALL INFILL LANDSCAPE AREAS WITH SUITABLE TOPSOIL MATERIAL AND RETURN TO SMOOTH GRADE. SUITABLE TOPSOIL MATERIAL SHALL BE CAPABLE OF SUPPORTING PLANT LIFE, BLEND WITH EXISTING & BE APPROVED BY THE CITY OF MYRTLE BEACH PRIOR TO SITE DELIVERY.
5. NOT ALL UTILITIES ARE SHOWN ON DRAWINGS.
6. REFER TO COVER SHEET FOR ADDITIONAL PROJECT NOTES & REQUIREMENTS.



ADDENDUM 5 DRAWING 1

COMPONENT IDENTIFICATION & LAYOUT PLAN
 PLYLER PARK
 CITY OF MYRTLE BEACH, SOUTH CAROLINA
 PREPARED FOR: CITY OF MYRTLE BEACH

SCALE:	1" = 10'
DATE:	NOVEMBER 22, 2017
DESIGNED BY:	
DRAWN BY:	
APPROV. BY:	
PROJECT NO.:	16113L
C4	
FILE NO.:	



Bullet shape die cast aluminum flood with 18 Watt LED Light Engine. Comes with flood reflector installed.

Color: Bronze

Weight: 4.8 lbs

Project:	Type:
Prepared By:	Date:

Driver Info		LED Info	
Type:	Constant Current	Watts:	18W
120V:	0.17A	Color Temp:	5000K
208V:	0.11A	Color Accuracy:	68 CRI
240V:	0.10A	L70 Lifespan:	100000
277V:	0.09A	Lumens:	2107
Input Watts:	19W	Efficacy:	109 LPW
Efficiency:	93%		

Technical Specifications

Listings

UL Listing:

Suitable for wet locations. Suitable for ground mounting.

IESNA LM-79 & LM-80 Testing:

RAB LED luminaires have been tested by an independent laboratory in accordance with IESNA LM-79 and LM-80, and have received the Department of Energy "Lighting Facts" label.

Electrical

Driver:

Constant Current, 500mA, Class 2 120-277V with 4kV surge protection, 120V: 0.17A, 208V: 0.11A, 240V: 0.10A, 277V: 0.09A, 50/60Hz THD < 20%, Power Factor: 99.4%

THD:

10.3% at 120V

Optical

NEMA Type:

NEMA Beam Spread of 5H x 5V

LED Characteristics

LEDs:

Multi-chip, high-output, long-life LEDs

Color Stability:

RAB LEDs exceed industry standards for chromatic stability.

Color Uniformity:

RAB's range of CCT (Correlated Color Temperature) follows the guidelines of the American National Standard for Specifications for the Chromaticity of Solid State Lighting (SSL) Products, ANSI C78.377-2017.

Construction

Cold Weather Starting:

Minimum starting temperature is -40°C (-40°F)

Thermal Management:

Superior heat sinking with external Air-Flow fins

Housing:

Precision die-cast aluminum housing, lens frame and mounting arm

Reflector:

Semi-specular, vacuum-metalized polycarbonate

Mounting:

Heavy-duty mounting arm with "O" ring seal & stainless steel screws.

Gaskets:

High-temperature silicone gaskets

Finish:

Our environmentally friendly polyester powder coatings are formulated for high-durability and long-lasting color, and contain no VOC or toxic heavy metals.

Green Technology:

Mercury and UV free. RoHS compliant components. Polyester powder coat finish formulated without the use of VOC or toxic heavy metals.

Other

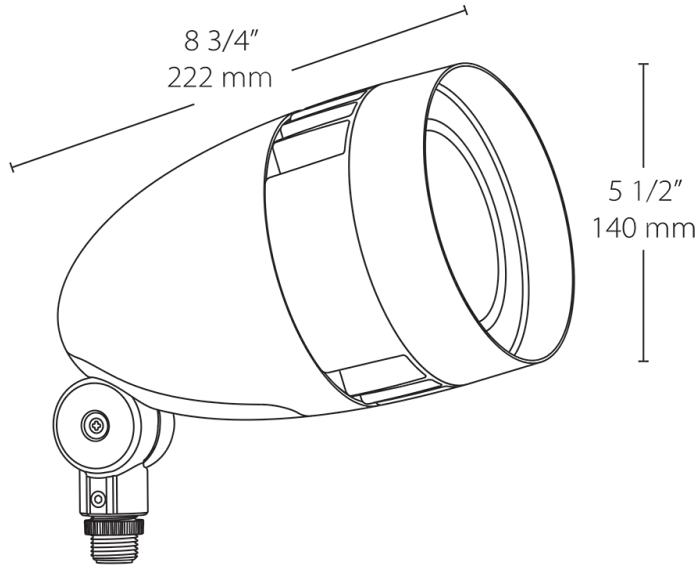
Buy American Act Compliance:

RAB values USA manufacturing! Upon request, RAB may be able to manufacture this product to be compliant with the Buy American Act (BAA). Please contact customer service to request a quote for the product to be made BAA compliant.

HBLED18A



Dimensions



Features

- 80% energy savings vs. PAR floods
- Mount on junction box or on RAB Mighty Post
- Patent-pending Air-Flow technology
- 5-year warranty

Ordering Matrix

Family	Wattage	Color Temp	Finish	Driver Options
HBLED	18		A	
	26 = 26W 18 = 18W	Blank = 5000K (Cool) N = 4000K (Neutral) Y = 3000K (Warm)	A = Bronze W = White B = Black VG = Verde Green	Blank = No Option /D10 = 0-10V Dimming /480 = 480V (Only available for 26W)



**PURCHASING AND
MATERIALS MANAGEMENT**

**City of Myrtle Beach
SOUTH CAROLINA**

**(843) 918-2170
FAX: (843) 918-2182
www.cityofmyrtlebeach.com**

**ADDENDUM #6
Plyler Park Renovation**

Unfortunately, the City must cancel the meeting that we had scheduled for Thursday, January 4, 2018 at 10:00AM for viewing the statue for Plyler Park due to the weather.

Reschedule date will be Monday, January 8, 2018 at 11:30AM located 21st Ave North side of the Myrtle Beach Convention Center.

The City looks forward to seeing you on Monday, January 8, 2018.

The following attended the pre-bid meeting:

<u>Company</u>	<u>Representative</u>	<u>Email Address</u>
Trinity Gen. Contr.	Brendan Curran	grandpalmettobuilders@yahoo.com
Brantley Construction	Stephen Uley	christina@brantleyconstruction.com
Atlantic Coast Playgrounds	Brian Hooker	bhooker@ccstreetscapes.com
Stalvey Concrete	Kia Ford	stalveyconcrete@yahoo.com
Sellers General Const.	Johnny Sellers	sellersgeneralconstruction@yahoo.com
Consensus Construction	David Sisk	bids@consensusconstruction.com
Tungsten Corporation	Dustin Squires	cagoon@tungstencorporation.com
Hunt Mason Const. Svc.	Reid Mason	michaelpalmer@huntmason.com
DDC Engineers, Inc.	Jessica Brown	jessicab@landartcompany.com
City of Myrtle Beach	David Sebok	dsebok@cityofmyrtlebeach.com
City of Myrtle Beach	Lauren Clever	lclever@cityofmyrtlebeach.com
City of Myrtle Beach	Tina Causey	tcausey@cityofmyrtlebeach.com

Thank you,
City of Myrtle Beach
Tina Causey
Purchasing/Buyer

Employee Entrance
Off 21st Ave N.
(Goddess of the Sea
Statue Location)



Location of
rollup door



Carver St C

21st Ave N S

N Oak St S

S





**PURCHASING AND
MATERIALS MANAGEMENT**

**City of Myrtle Beach
SOUTH CAROLINA**

**(843) 918-2170
FAX: (843) 918-2182
www.cityofmyrtlebeach.com**

**ADDENDUM #7
Plyler Park Renovation**

- Item #1: Because the City will be closed on January 15, 2018 due to a holiday, the final day for questions has been moved to Friday January 12, 2018. Please have all questions submitted by 2 pm. Final questions will be answered on Tuesday January 16, 2018.
- Item #2: Please see Addendum 7 Drawing 1 for clarification/detail of the statue lighting installation.
- Item #3: Contractors are to be made aware that the Scope of Work has been reduced to the Base Bid (Goddess of the Sea) and Alternate 1 (Stage). Please see revised Specification Sections 0200, 0300 and 0650.
- Item #4: Project schedule has been extended from April 30, 2018 to May 18, 2018 without any stoppage of work between March 24, 2018 and April 7, 2018. Please see revised Specification Sections 0200, 0300 and 0650.
- Item #5: Contractor shall replace all 'Olivia' variety of hawthorn with 'Ballerina' variety. Quantity and size shall remain the same.
- Item #6: Contractor shall replace all daylilies (Hemerocallis x 'Stella de Oro') with purple heart (Setcreasea pallida). Quantity and size shall remain the same.
- Item #7: Existing irrigation water meter is 2" in size.
- Item #8: It was determined that granite of the size/shape/color/finish specified for this project can be fabricated and delivered within the timeframe allowed per the contract.
- Item #9: At this time, there is no additional information regarding the Goddess of the Sea statue.

Addendum #7
Plyer Park Renovation
January 11, 2018

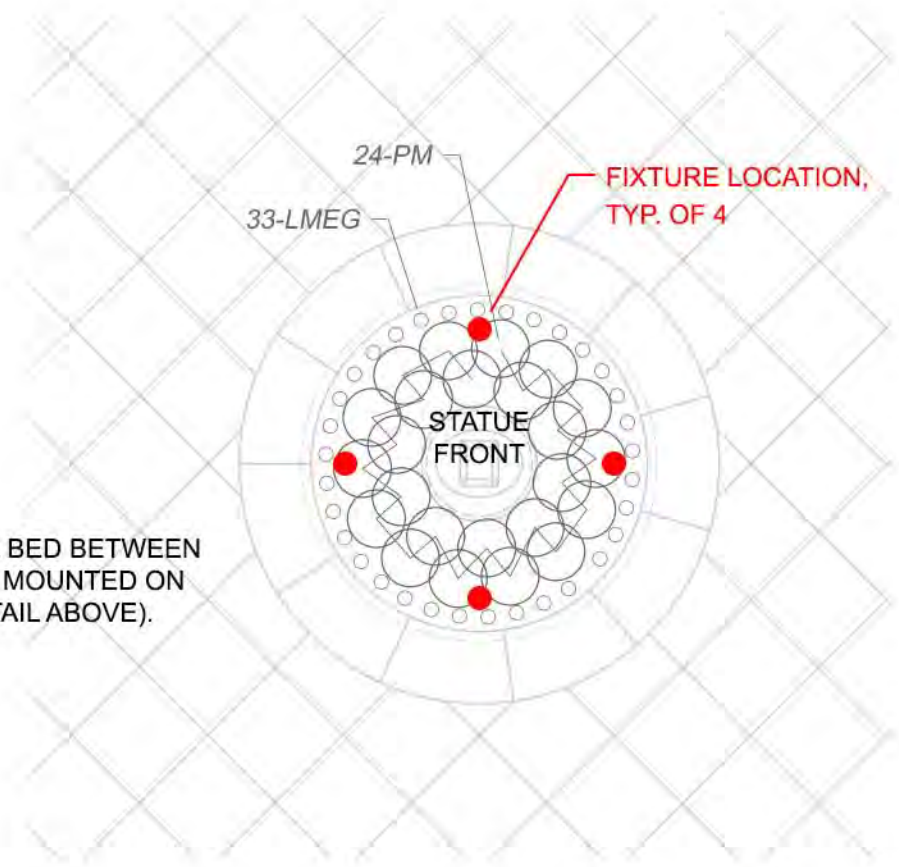
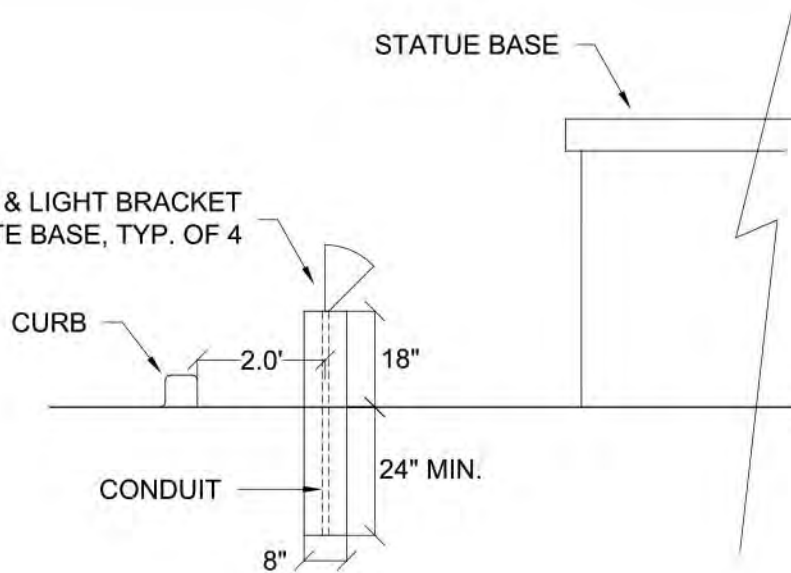
The following attended the mandatory pre-bid meeting for viewing of statue:

<u>Company</u>	<u>Representative</u>	<u>Email Address</u>
Brantley Construction	Stephen Uley	christina@brantleyconstruction.com
Atlantic Coast Playgrounds	Brian Hooker	bhooker@ccstreetscapes.com
Stalvey Concrete	Kia Ford	stalveyconcrete@yahoo.com
Sellers General Const.	Johnny Sellers	sellersgeneralconstruction@yahoo.com
Consensus Construction	David Sisk	bids@consensusconstruction.com
Tungsten Corporation	Dustin Squires	ccahoon@tungstencorporation.com
Smith Turf & Irrigation	Zack Williams	zach.williams@smithturf.com
South Atlantic Monument	Mack Hutson	southatlanticmonument@yahoo.com
DDC Engineers, Inc.	Jessica Brown	jessicab@landartcompany.com
City of Myrtle Beach	Lauren Clever	lclever@cityofmyrtlebeach.com
City of Myrtle Beach	Tina Causey	tcausey@cityofmyrtlebeach.com

Thank you,
City of Myrtle Beach
Tina Causey
Purchasing/Buyer

NOTE: DRAWING IS FOR REFERENCE ONLY & IS NOT GUARANTEED TO BE ACCURATE.

LIGHTING FIXTURE & LIGHT BRACKET ON 8" DIA CONCRETE BASE, TYP. OF 4



INSTALL FIXTURES IN LANDSCAPE BED BETWEEN PM & LMEG, 24" INSIDE CURB AND MOUNTED ON AN 18" CONCRETE BASE (PER DETAIL ABOVE).

FIXTURE DETAILS:

RAB LIGHTING HBLED 18W
4000K COLOR TEMP
BLACK FINISH

GODDESS OF THE SEA STATUE LIGHTING

ADDENDUM 7 - DRAWING 1

PLYLER PARK RENOVATION

PREPARED FOR THE CITY OF MYRTLE BEACH
DATE 1/12/2017
SCALE N/A
PROJECT NO 16113L





PURCHASING AND
MATERIALS MANAGEMENT

City of Myrtle Beach
SOUTH CAROLINA

(843) 918-2170
FAX: (843) 918-2182
www.cityofmyrtlebeach.com

ADDENDUM #8
Plyler Park Renovation
January 16, 2018

The following attended the mandatory pre-bid meeting for viewing of statue:

<u>Company</u>	<u>Representative</u>	<u>Email Address</u>
Brantley Construction	Stephen Uley	christina@brantleyconstruction.com
Atlantic Coast Playgrounds	Brian Hooker	bhooker@ccstreetscapes.com
Stalvey Concrete	Kia Ford	stalveyconcrete@yahoo.com
Sellers General Const.	Johnny Sellers	sellersgeneralconstruction@yahoo.com
Consensus Construction	David Sisk	bids@consensusconstruction.com
Tungsten Corporation	Dustin Squires	ccaahn@tungstencorporation.com
Smith Turf & Irrigation	Zack Williams	zach.williams@smithturf.com
South Atlantic Monument	Mack Hutson	southatlanticmonument@yahoo.com
DDC Engineers, Inc.	Jessica Brown	jessicab@landartcompany.com
City of Myrtle Beach	Lauren Clever	lclever@cityofmyrtlebeach.com
City of Myrtle Beach	Tina Causey	tcausey@cityofmyrtlebeach.com

Question 1: On Addendum 5 all work is broken down for prices, then on Addendum 7 it only has Goddess Of The Sea and the Stage?

Answer: Correct. Addendum 7 reduced the Scope of Work to the Base Bid (Goddess of the Sea) and Alternate 1 (Stage).

Question 2: How are we supposed to bid a correct price without all line items available for pricing?

Answer: The project is being bid as a lump sum contract. Both the Base Bid (Goddess of the Sea) and Alternate 1 (Stage) have been broken into general line items in the Price Schedule. All cost associated with full execution of each line item shall be included in the Unit Price of said line item.

Question 3: Are we supposed to just bid on the Goddess of the Sea and the Stage, then bid again on the other part of the project?

Addendum #8
Plyer Park Renovation
January 16, 2018

Answer: Addendum 7 reduced the Scope of Work to the Base Bid (Goddess of the Sea) and Alternate 1 (Stage). The remaining alternates may be bid as a separate Scope of Work at a later date.

Question 4: Are bollards going in before May 18, 2018 or are they going in later?

Answer: Bollards are included in Alternate 5 (Site Furnishings), which has been removed from the current Scope of Work; therefore, bollards will be installed at a later date.

Question 5: It states removable bollards; however it does not state specification on them. Would they like bollards that go into the ground or ones that you have a key for and you pick it up and remove it?

Answer: Bollards are specified in Specifications Section 2870 (Site Features and Furnishings).

Question 6: Will the City allow the contractor to remove the galvanized mounting bracket and replace it with a stainless steel bracket on the statue?

Answer: No

Question 7: The tile band around edge of the stage is it to be set in wet concrete or is the concrete formed with a recess for tile to be set in quick set when the concrete cures?

Answer: The stage concrete is to be formed with a recess. The detectable warning tile band is to be installed, per manufacturer's recommendations, after the stage concrete is cured.

Question 8: I am asking who is responsible for providing the granite for the Goddess of The Sea statue?

Answer: The contractor is responsible for providing granite for the Goddess of the Sea statue.

Thank you,
City of Myrtle Beach
Tina Causey
Purchasing/Buyer