

MANHOLE STRUCTURE TO BE COMPLETELY REMOVED TO FULL DEPTH. GROUT PLUG AND CAP SEWER LINE
LID ELEV. 942.40
FL ELEV. 939.80

REMOVE 23 FEET OF GRAVITY SEWER LINE. MANHOLE TO MANHOLE.

NEW CONNECTION TO EXISTING MANHOLE C
SEE DETAIL SHEET 4
LID ELEV. 942.54
FL ELEV. 933.24

EXISTING MANHOLE TO REMAIN
LID ELEV. 942.13
FL ELEV. 932.69

MANHOLE TO BE TAKEN OUT OF SERVICE. REMOVE TOP 3 FEET OF STRUCTURE. SAVE LID AND RING. RETURN TO CITY. CRUSH AND COMPACT REMAINING MANHOLE STRUCTURE IN PLACE. FILL VOID WITH APPROVED BACKFILL. GROUT PLUG AND CAP REMAINING SEWER LINES NO LONGER IN SERVICE.
LID ELEV. 944.75
FL ELEV. 940.70


ASPHALT PAVEMENT TO BE PROTECTED. ANY DAMAGE TO ASPHALT SURFACE SHALL BE REPAIRED BY FULL DEPTH SAW CUT AND REMOVAL OF DAMAGED MATERIAL. REPLACEMENT OF BASE ROCK AND ASPHALT SHALL BE PER THESE PLANS AND PROJECT SPECIFICATIONS AT THE SAME WIDTH AND GRADE AS THE ORIGINAL PAVEMENT.

EXISTING MANHOLE TO REMAIN
LID ELEV. 940.87
FL ELEV. 930.87

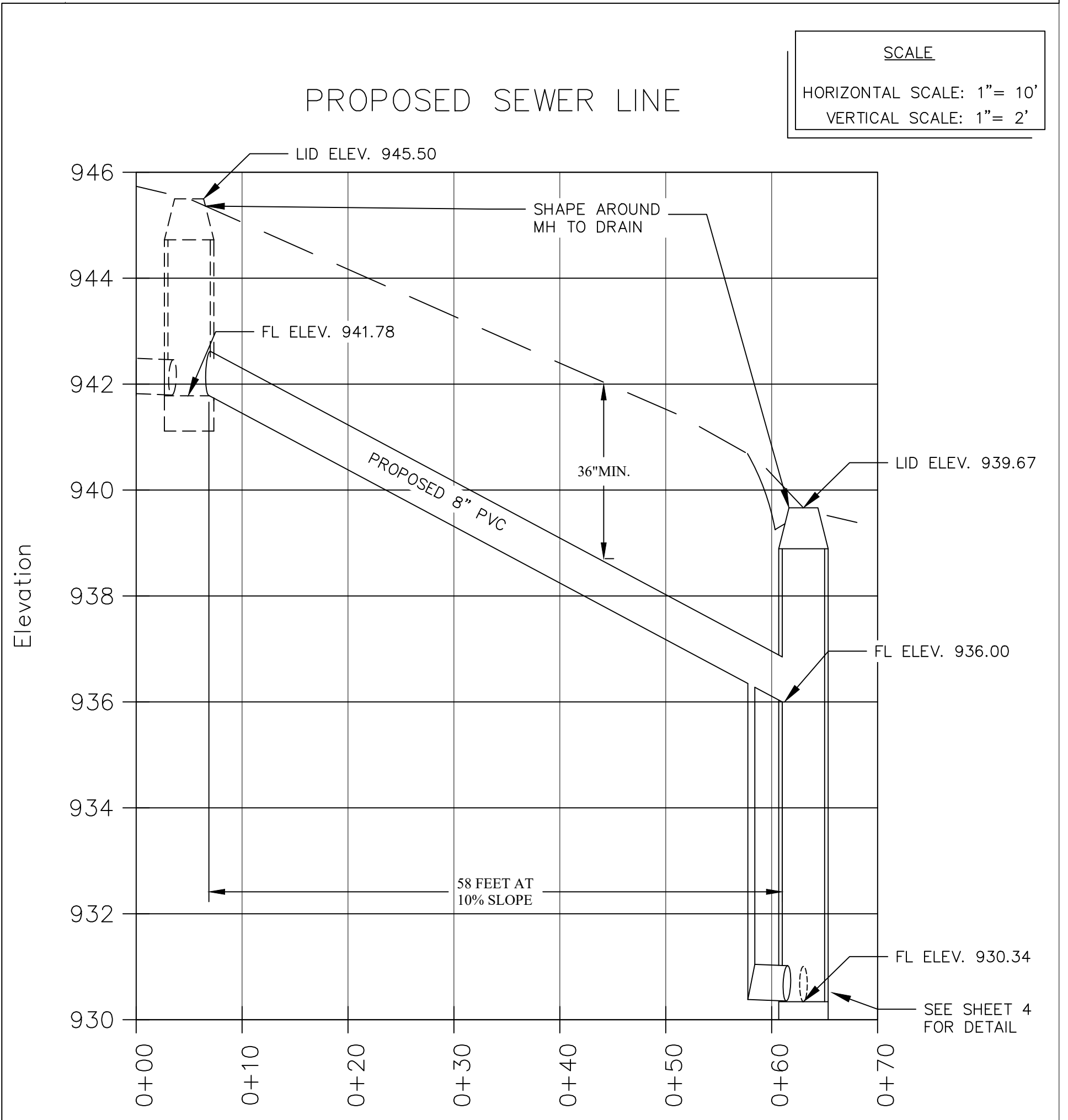
PROPOSED DROP MANHOLE B SEE SHEET 4
LID ELEV. 939.67
FL ELEV. 930.34

LEGEND

- - - - - PROPERTY LINE
- - - - - UNDERGROUND
- - - - - OVERHEAD
- - - - - TELEPHONE
- - - - - ELECTRIC
- - - - - FENCE LINE
- UTILITY POLE
- UTILITY POLE ANCHOR
- OVERHEAD ELECTRIC
- UNDERGROUND ELECTRIC
- STORM SEWER MANHOLE
- SEWER MANHOLE
- EXISTING PRESSURE SEWER MAIN
- EXISTING GRAVITY SEWER MAIN
- PROPOSED GRAVITY SEWER MAIN
- VALVE
- WATER METER
- FIRE HYDRANT
- EXISTING WATER MAIN
- PROPOSED WATER MAIN
- EXISTING STORM WATER
- PROPOSED STORM WATER
- SIGN
- LIGHT STANDARD



CALL OR CLICK BEFORE YOU DIG
1-800-DIG-RITE
OR 811
molcall.com



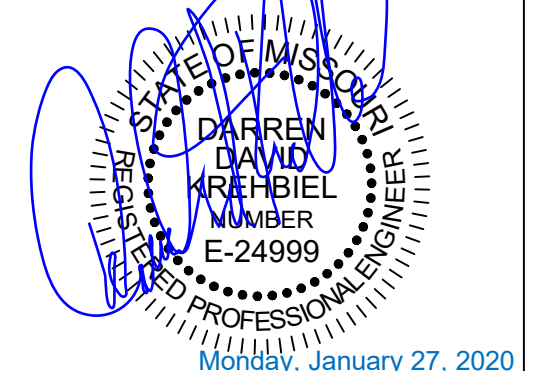
PLANS FOR
TONKA STREET SEWER LINE REPLACEMENT
FOR THE
CITY OF CAMDENTON

PREPARED FOR: CITY OF CAMDENTON
417 W. HIGHWAY 54
CAMDENTON, MISSOURI 65020

REVISIONS:	BY:	DATE:

THE DRAWING AND THE DETAILS ON IT ARE THE SOLE PROPERTY OF THE ENGINEER AND MAY BE USED FOR THIS SPECIFIC PROJECT ONLY. IT SHALL NOT BE LOANED, COPIED, OR REPRODUCED, IN WHOLE OR IN PART, OR FOR ANY OTHER PURPOSE OR PROJECT WITHOUT THE WRITTEN CONSENT OF THE ENGINEER.

COPYRIGHT © 2019 BY
DARREN KREHBIEL CONSULTANTS, LLC.



DARREN DAVID KREHBIEL - ENGINEER
MO# E-24999

THE PROFESSIONAL ENGINEERS SEAL AFFIXED TO THIS SHEET APPLIES ONLY TO THE MATERIAL AND ITEMS SHOWN ON THIS SHEET. ALL DRAWINGS, INSTRUMENTS OR OTHER DOCUMENTS NOT EXHIBITING THIS SEAL SHALL NOT BE CONSIDERED PREPARED BY THIS ENGINEER. AND THIS ENGINEER EXPRESSLY DISCLAIMS ANY AND ALL RESPONSIBILITY FOR SUCH PLAN, DRAWINGS OR DOCUMENTS NOT EXHIBITING THIS SEAL.

PROJECT NO:	1283
DATE:	09/11/2019
SCALE:	1"=20'
DRAWN BY:	LEG

PLAN AND PROFILE