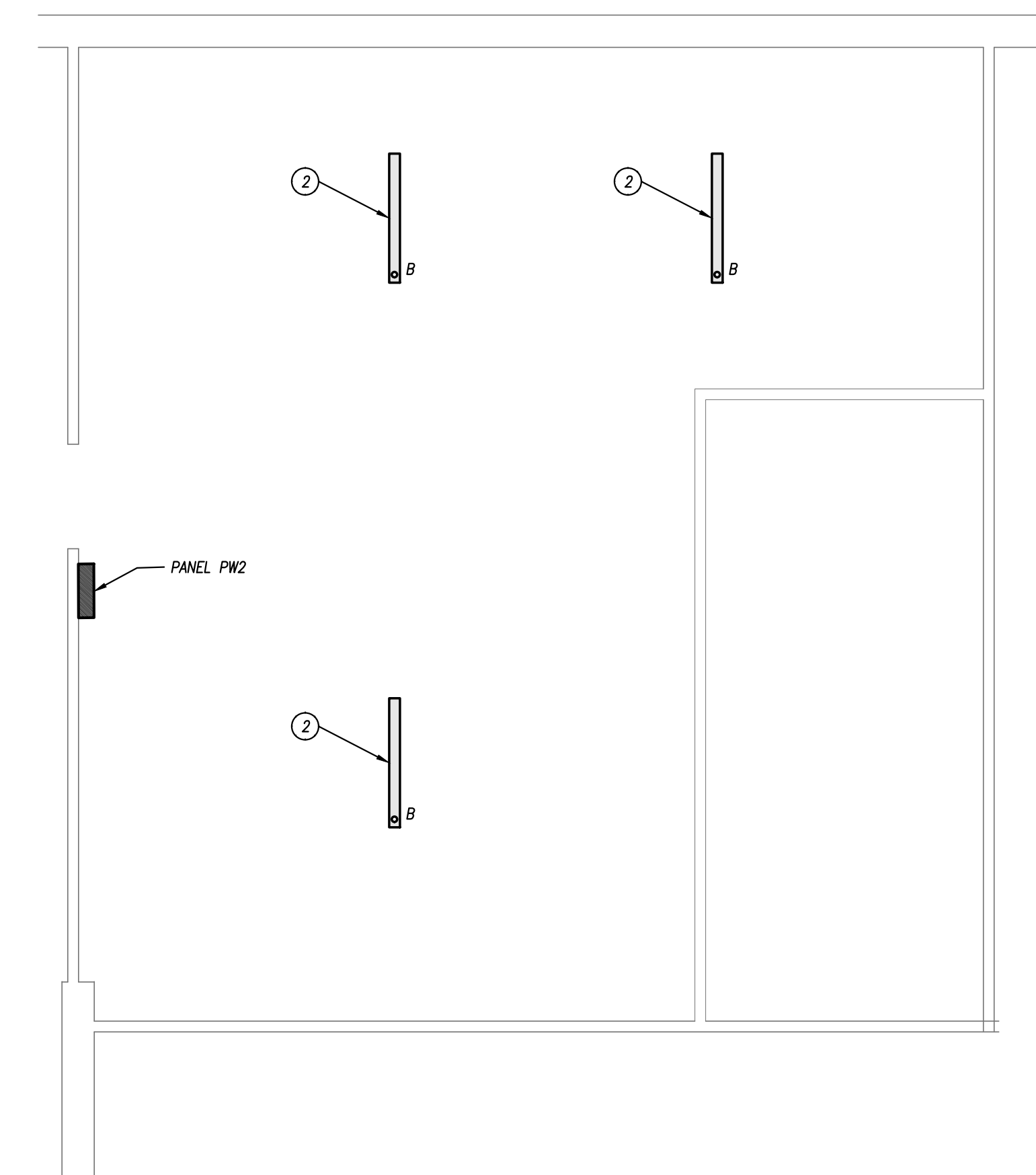
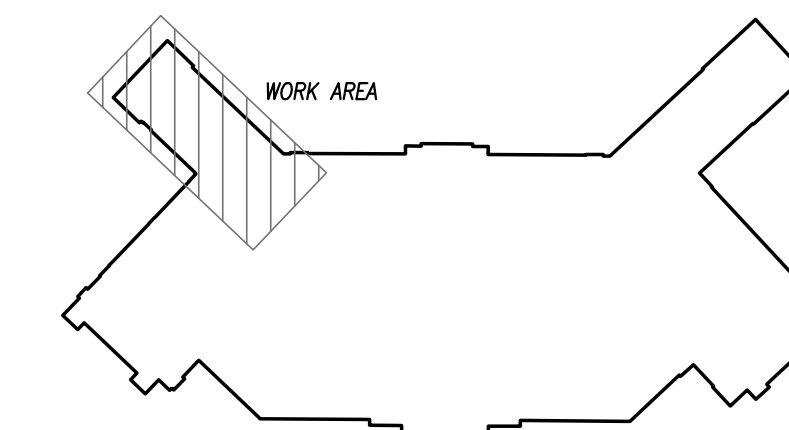


GROUND FLOOR PLAN - LIGHTING
1/4" = 1'-0"



MEZZANINE FLOOR PLAN - LIGHTING
1/4" = 1'-0"




KEY PLAN
NTS

GENERAL POWER NOTES

1. REFER TO GENERAL NOTES ON MEP COVER SHEET FOR ADDITIONAL REQUIREMENTS OF WORK.

LIGHTING PLAN KEYED NOTES

- ① DISCONNECT AND REMOVE EXISTING LIGHT FIXTURES. LIGHT FIXTURES TO BE REPLACED WITH NEW AS SHOWN. CIRCUITING AND CONTROLS ARE TO REMAIN. MOUNT VIA NEW UNISTRUT. MATCH EXISTING INSTALLATION IN ROOM 9 BELOW.
- ② DISCONNECT AND REMOVE EXISTING LIGHT FIXTURE AT THIS LOCATION. LIGHT FIXTURE TO BE REPLACED WITH NEW AS SHOWN. CIRCUITING AND CONTROLS ARE TO REMAIN.
- ③ CONNECT TO EXISTING LIGHTING CIRCUIT SERVING ROOM.
- ④ LOCATE SWITCH MINIMUM OF 42" AWAY FROM DOORWAY TO MEET NEC CLASSIFIED SPACE AT DOOR TO SPRAY BOOTH.



pkmr
ENGINEERS

PEARSON KENT MCKINLEY RAAF ENGINEERS LLC
13300 W 98TH STREET
LENEXA, KS 66215
913.492.2400
WWW.PKMRENG.COM

**WYANDOTTE HIGH SCHOOL
ELECTRICAL IMPROVEMENTS**
2501 MINNESOTA AVE
KANSAS CITY, KS 66102

ISSUED FOR:	
DESCRIPTION	DATE
1 ADDENDUM #1	02/13/2020
2	
3	
© PEARSON KENT MCKINLEY RAAF ENGINEERS, LLC	
DRAWN BY:	
CHECKED BY:	
SHEET TITLE:	
ELECTRICAL - LIGHTING	
DATE:	PKMR PROJECT:
1.27.20	19.533
SHEET NUMBER:	

E1