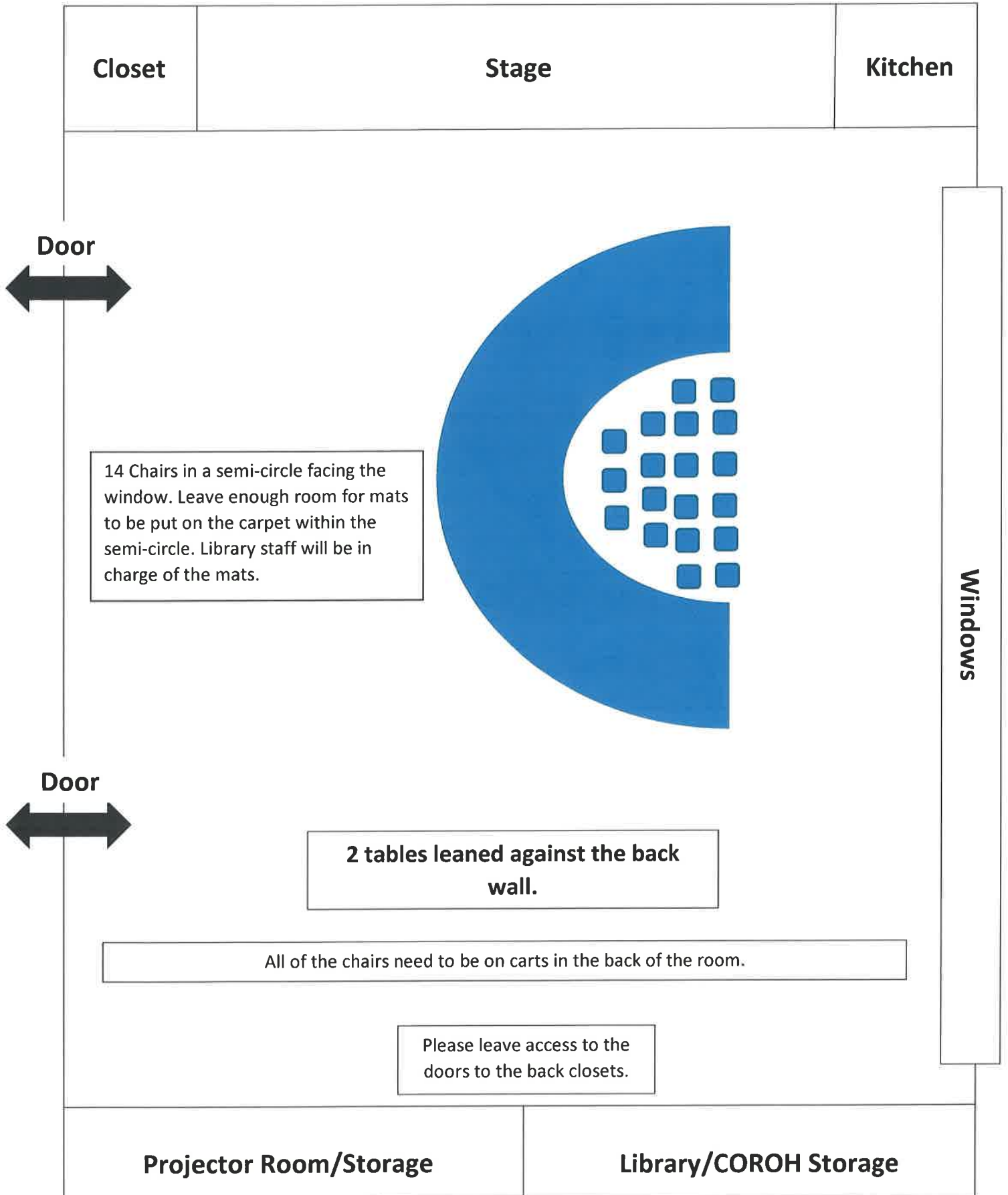
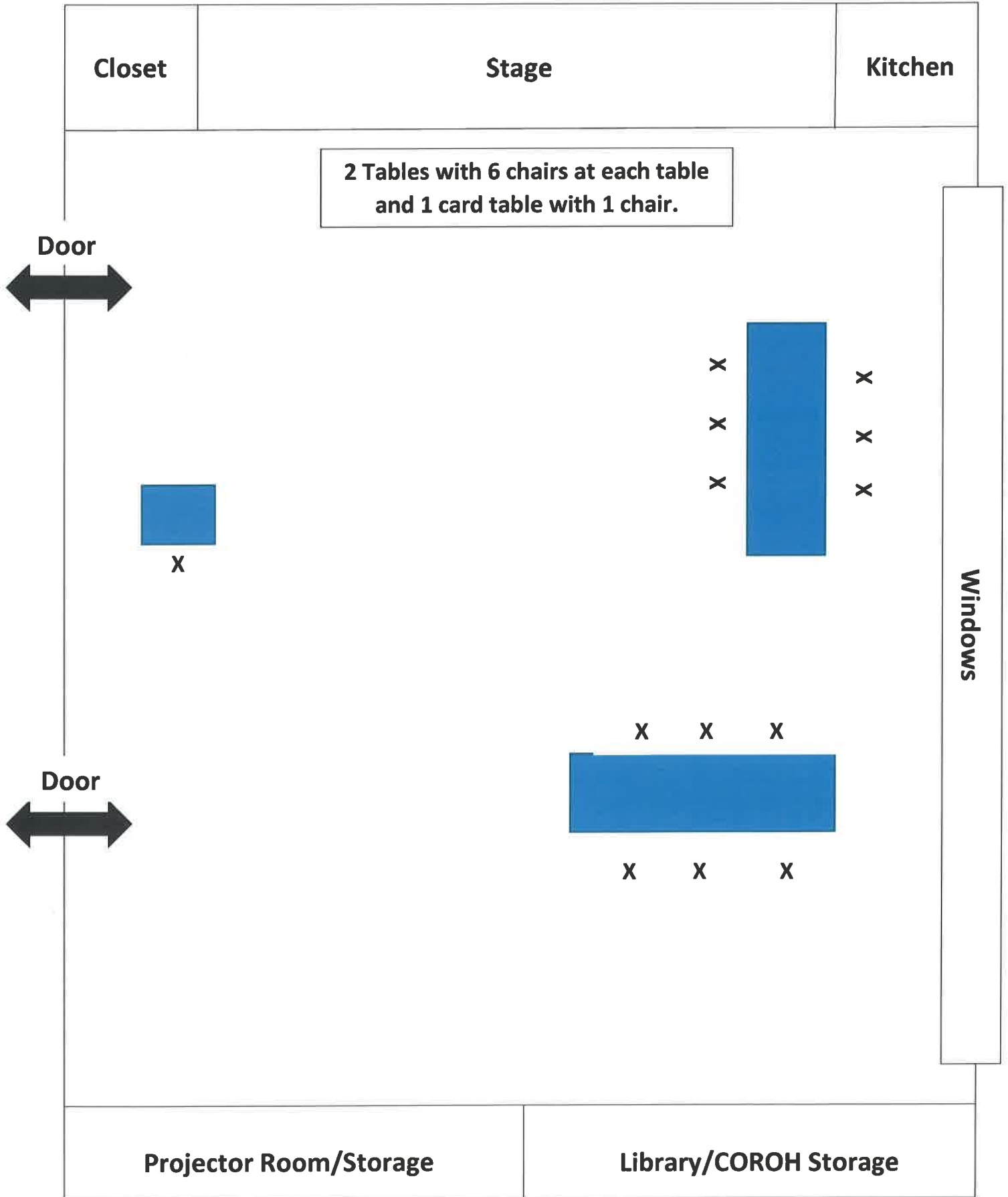


Oak Ridge
Entrepreneurial Center
1010 Commerce Park Drive
Oak Ridge, TN 37830

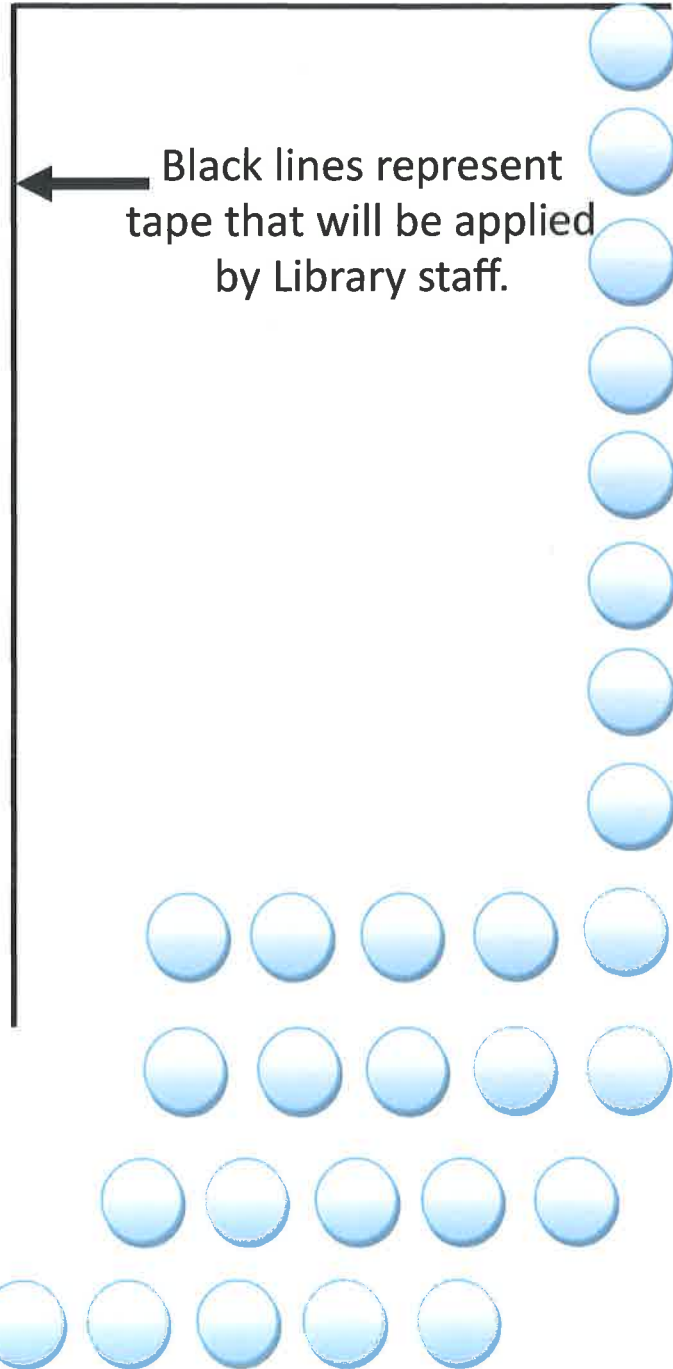
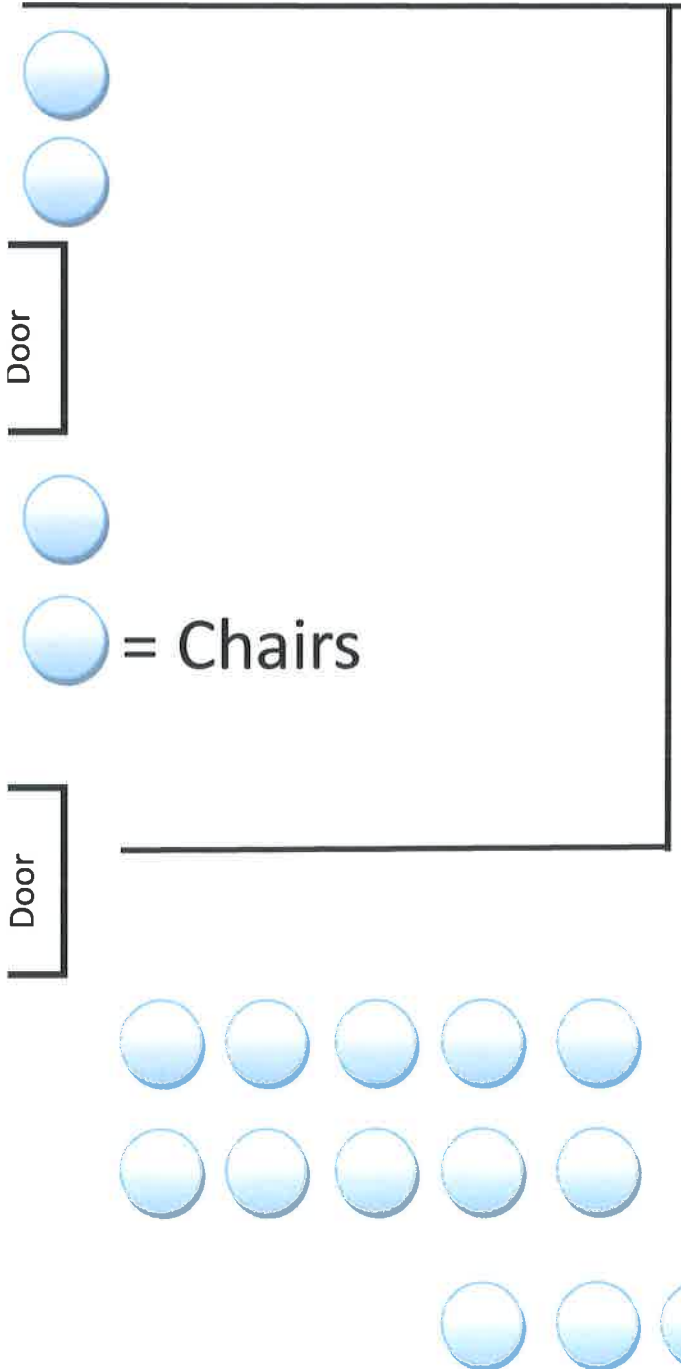
NEW Oak Ridge Public Library Auditorium - Normal Setup 2/2020



NEW Setup for Teen Room on Wednesday afternoons (setup on Tuesday night unless otherwise noted):

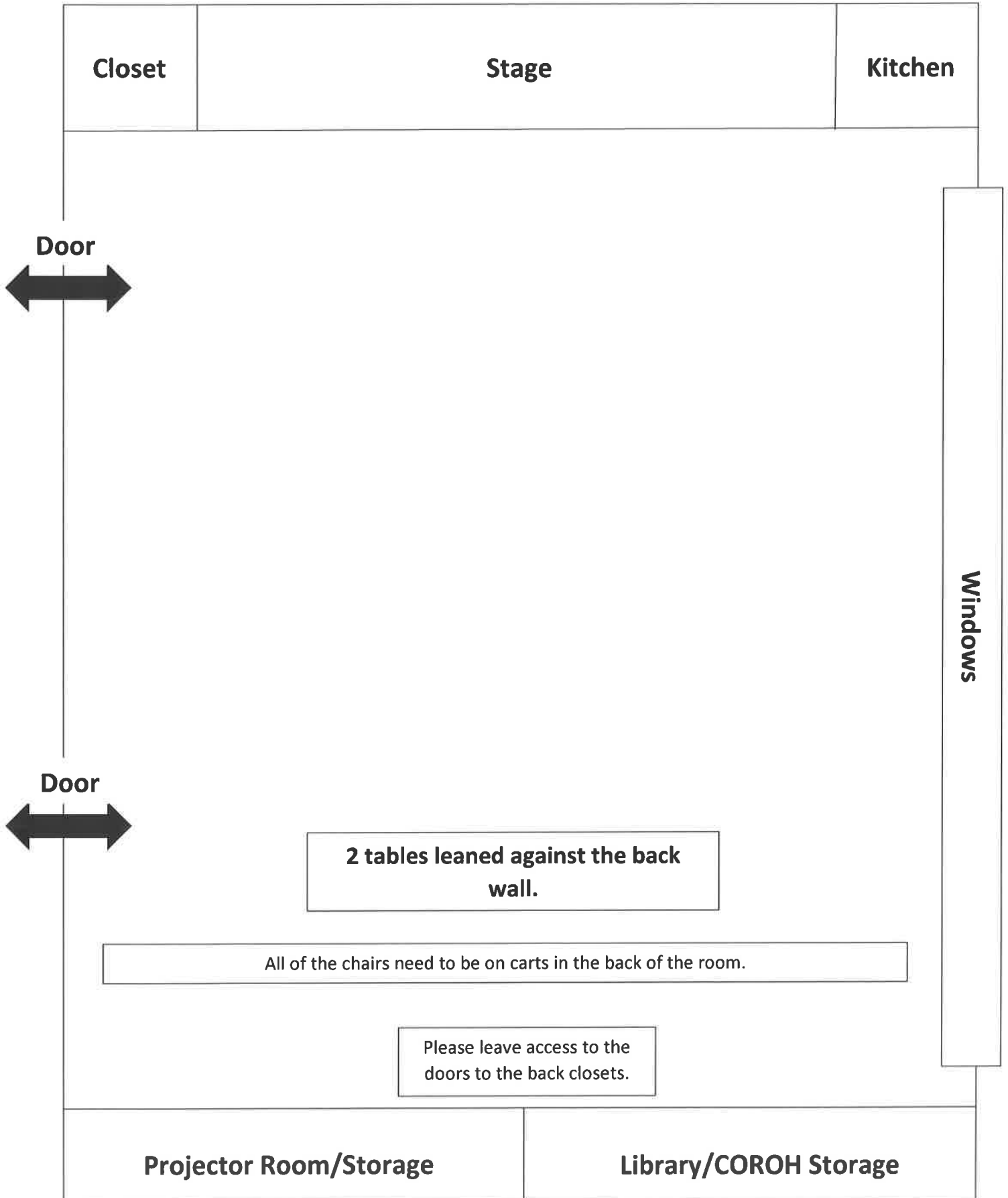


Summer Reading Program Auditorium Set-Up Monday and Tuesdays during Summer



Black lines represent tape that will be applied by Library staff.

NEW Oak Ridge Public Library Auditorium - Normal Setup 2/2020



Closet

Stage

Kitchen

Door

Door

Windows

2 tables leaned against the back wall.

All of the chairs need to be on carts in the back of the room.

Please leave access to the doors to the back closets.

Projector Room/Storage

Library/COROH Storage

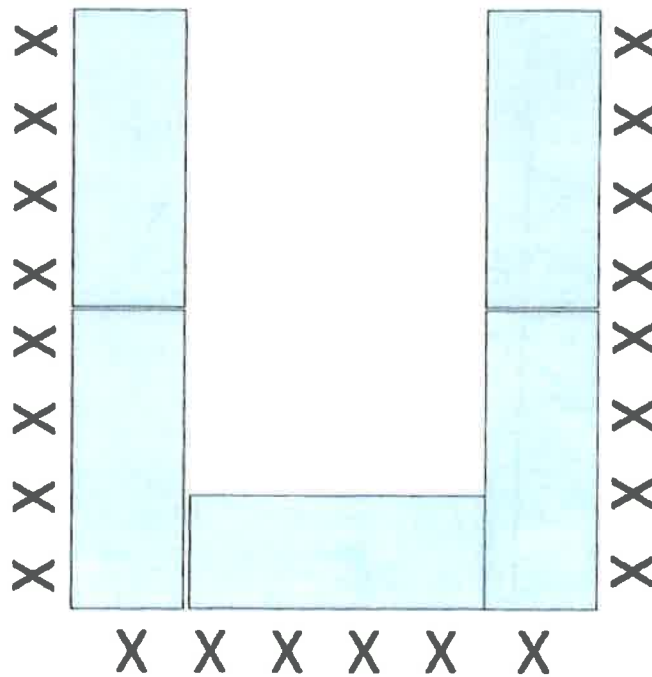
**Schedule for Dusting and Vacuuming (between stacks)
at Oak Ridge Public Library
PLEASE INITIAL AND DATE EACH DAY**

Week	Area	Dusting	Vacuumping
1	Stacks 1-4		
	Stacks 5-8		
	Stacks 9-12		
	Stacks 12-16		
	Stacks 17-20		
	Stacks 21-24		
	Stacks 25-28		
2	Stacks 29-32		
	Stacks 33-36		
	Stacks 37-40		
	Stacks 41-44		
	Stacks 45-48		
	Stacks 49-52		
	Stacks 53-56		
3	Stacks 57-60		
	Stacks 61-64		
	Stacks 65-68		
	Stacks 69-72		
	Stacks 73-76		
	Stacks 77-78; 84-100		
	Stacks 101-102 and CD's Stacks 103-104; 105-107; 110; 111-118; 119-128		
4	Stacks 79-81; 82-83; 108-109		
	Children's Room JP AA-HAS		SHOULD BE DONE NIGHTLY
	Children's Room JP HAS-SCA		
	Children's Room JP SCA- Easy Readers (All)		
	Children's Room JF 4 Stacks		
	Children's Room JNF 5 Stacks		
	Children's Room Bookshelves along window and Books on Tape		
Children's Room Bookshelves around check out desk and all others			

7

U Shape

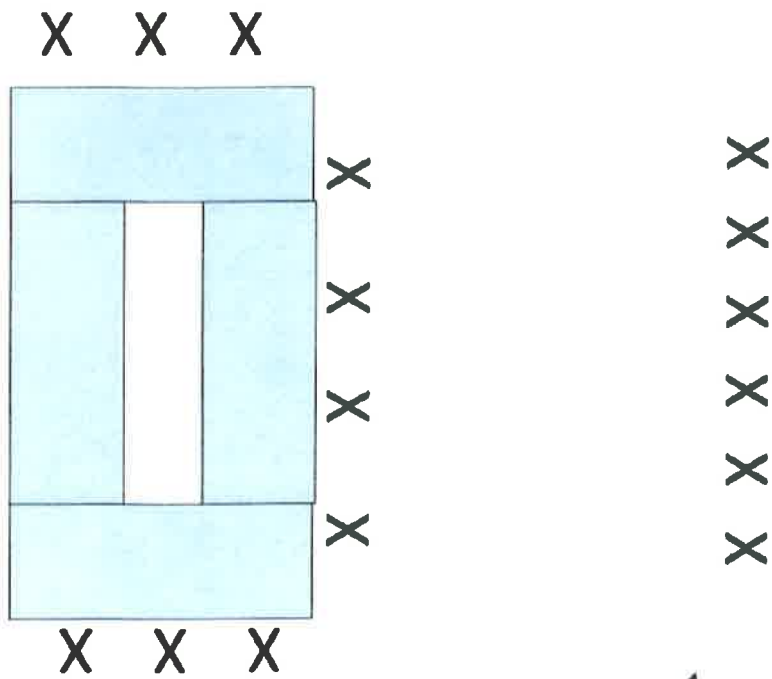
This is an example of U Shape for 22.
You will have to add more tables and chairs depending
on how many seats are requested.



10

Parks Board Meeting

This set up is centered in the room.



These chairs go against the windows.

Classroom

This is an example of Classroom for 16.
You will have to add more tables and chairs depending
on how many seats are requested.

Social Room: Chairs face the TV

Club/Craft: Chairs face the closets/away from the windows



X X X X



X X X X




X X X X



X X X X

3


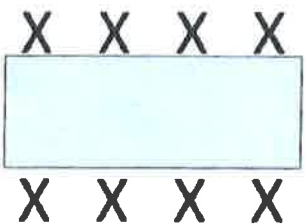
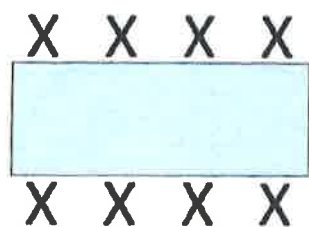
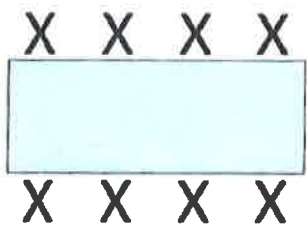
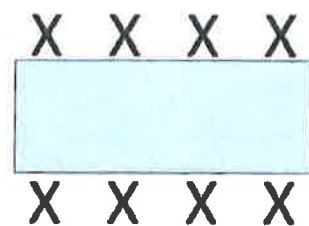
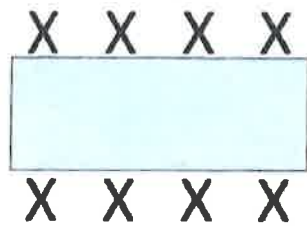
Ritzy Thimble



2

Banquet Style Seating

This is an example of Banquet style seating for 48.
You will have to add more tables and chairs depending
on how many seats are requested.



1

Auditorium Style Seating

This is an example of auditorium style seating for 24.
You will have to add more chairs depending on how
many seats are requested.

Social Room: Chairs face the TV



Club/Craft: Chairs face the closets/away from the windows



X	X	X	X	X	X	X	X
X	X	X	X	X	X	X	X
X	X	X	X	X	X	X	X



Turnpike Wall



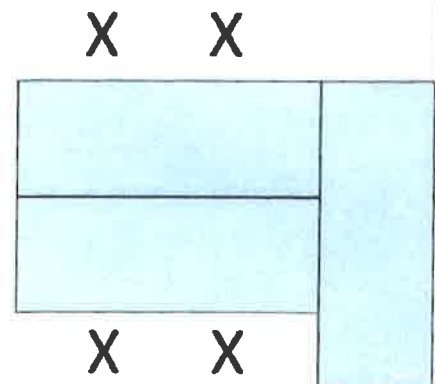
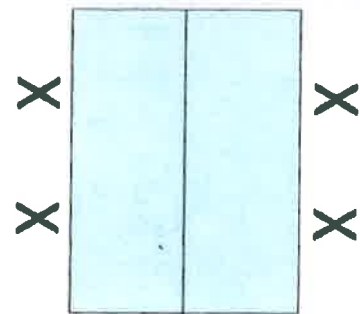
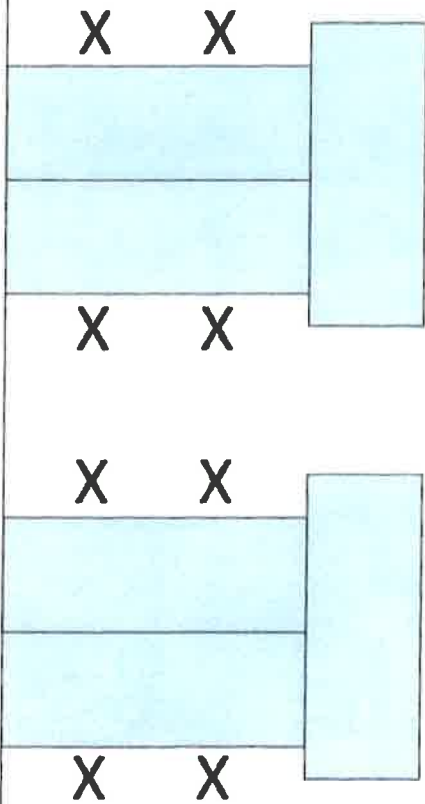
League of Women Voters

12

Crop Set-Up

The Crop Set-Up will be done on Thursday nights and left until Saturday night.

Windows




Craft Cabinet

Door


Summer Camp-Social Room

Outdoor
Doors

X X X



X X X



X X X


X X X



X X X

Kitchen

X X X




X X X

X X X



X X X

X X X



X X X

X X X



X X X

X X X



X X X

X X X




X X X

X X X



X X X

X X X




X X X

X X X



X X X

X X X



X X X

Doors

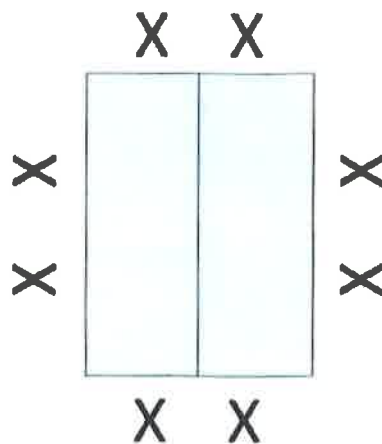


6

2 Tables Pushed Together

This is an example of how this meeting set-up should look.

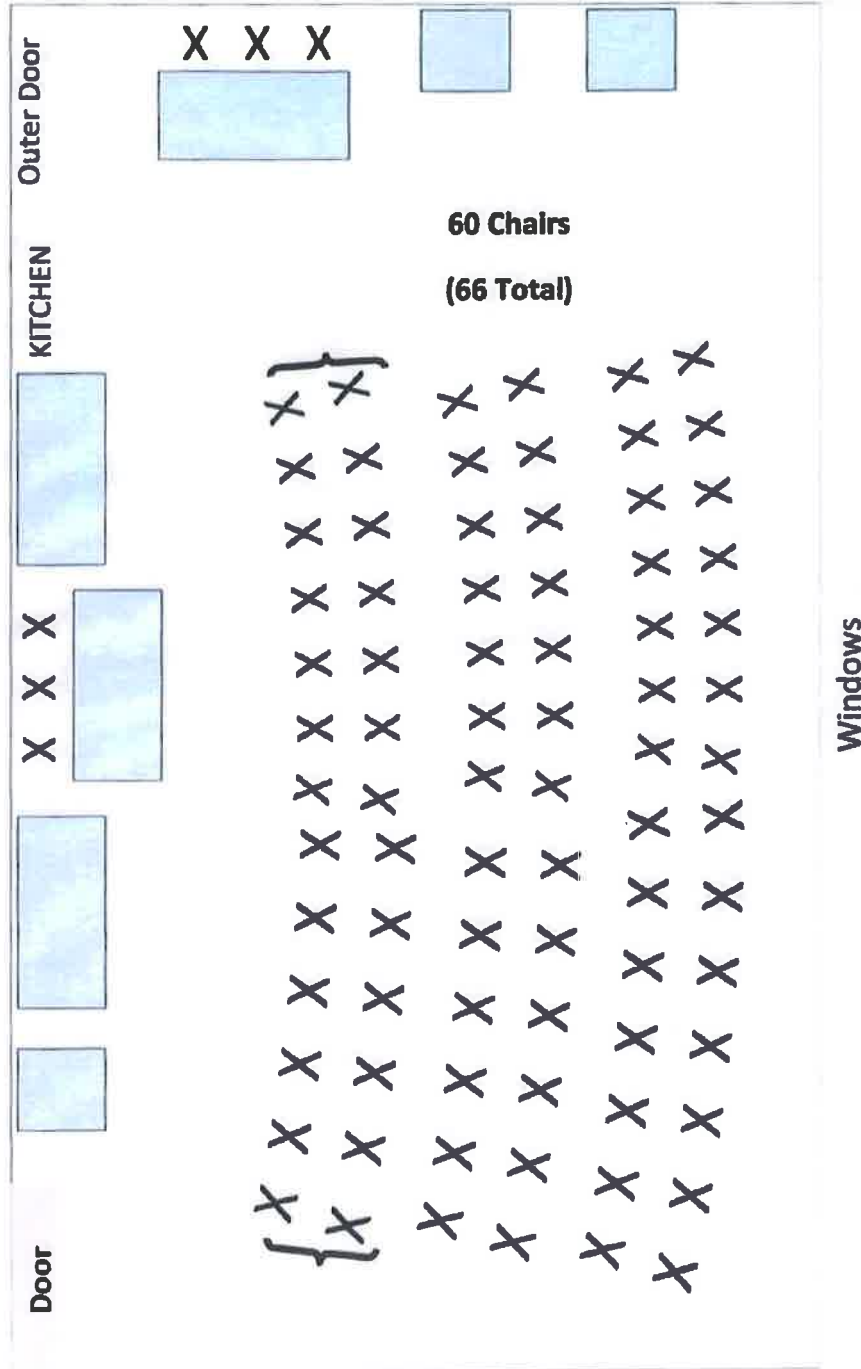
You will have to add more tables and chairs depending



3b

Ritzy Thimble

This set-up need to be centered in the room.



4

Conference

This is an example of conference for 14.
You will have to add more tables and chairs depending
on how many seats are requested.

