



**ARLINGTON COUNTY, VIRGINIA  
OFFICE OF THE PURCHASING AGENT  
2100 CLARENDON BOULEVARD, SUITE 500  
ARLINGTON, VA 22201**

**RIDER AGREEMENT NO. 24-DES-R-429**

THIS AGREEMENT (hereinafter "Agreement") is made, on the date of its execution by the County, between Herc Rentals, Inc. ("Contractor"), a Delaware corporation with a place of business at 27500 Riverview Center Blvd., Bonita Springs, FL 34134 authorized to transact business in the Commonwealth of Virginia, and the County Board of Arlington County, Virginia ("County"). The County and the Contractor, for the consideration specified herein or specified in a County Purchase Order referencing this Agreement, agree as follows:

**1. CONTRACT DOCUMENTS**

The Contract Documents consist of this Agreement, Exhibit A: City of Charlotte Contract 2019000318 (dated November 1, 2018) and RFP 26-2018-047 together with any addendums, exhibits and amendments issued or applicable thereto (collectively, "Contract Documents" or "Contract"). This Agreement rides a contract awarded to the Contractor by the City of Charlotte and extended by the Contractor to the County on the same terms and conditions as the Contractor's agreement with the City of Charlotte. Where the terms of this Agreement vary from the terms and conditions of the other Contract Documents, the terms and conditions of this Agreement shall prevail.

The Contract Documents set forth the entire agreement between the County and the Contractor. The County and the Contractor agree that no representative or agent of either of them has made any representation or promise with respect to the parties' agreement which is not contained in the Contract Documents.

**2. CONTRACT TERM**

The Contractor's provision of goods and services for the County ("Work") shall commence upon the execution of the Agreement by the County" and shall be completed no later than October 31, 2023, 2023 ("Contract Term"), subject to any modifications as provided for in the Contract Documents regarding the Contract Term. No aspect of the Work shall be deemed complete until it is accepted by the County's Project Officer.

Upon satisfactory performance by the Contractor, if the City of Charlotte renews their agreement identified in Exhibit A, the County may elect to renew this Agreement under the same contract terms for two (2) one-year renewal periods from November 1, 2023 to September 30, 2025 ("Subsequent Contract Term"). However, if the City of Charlotte does NOT renew their agreement identified in Exhibit A, this Agreement shall automatically expire on the contract expiration date.

**3. PAYMENT**

Payment will be made by the County to the Contractor within forty-five (45) days after receipt by the County Project Officer of an invoice detailing the Work provided by the Contractor and accepted by the County. All payments will be made from the County to the Contractor via ACH. The Project Officer will either approve the invoice or require corrections. The number of the County Purchase Order pursuant to which authority goods or services have been performed or delivered shall appear on all invoices.

The Contractor also must submit to the County's Project Officer its W-9 Form, which will include its Federal Employer Identification Number ("FEIN") or Social Security Number ("SSN"), whichever is applicable, before the County can process payment to the Contractor under the Contract.

**4. SCOPE OF WORK**

The Contractor agrees to perform the goods and/or services described in the Contract Documents (hereinafter "the Work"). The primary purpose of the Work is to provide turnkey solutions for rental equipment and related products and services under (but not limited to) the following categories: Construction Equipment, Aerial Lifts and Scaffold, Earth Moving Equipment, Electrical Tools, Power Equipment and General Construction Tools, Material Handling Equipment, HVAC, Pumps, Generators, Snow Removal Equipment.

The Contract Documents set forth the minimum Work estimated by the County and the Contractor to be necessary to complete the Work. It shall be the Contractor's responsibility, at the Contractor's sole cost, to provide the specific Work set forth in the Contract Documents sufficient to fulfill the purposes of the Work. Nothing in the Contract Documents shall be construed to limit the Contractor's responsibility to manage the details and execution of the Work.

**5. PROJECT OFFICER**

The performance of the Contractor is subject to the review and approval of the County Project Officer ("Project Officer") who shall be appointed by the Director of the Arlington County department or agency which seeks to obtain the Work pursuant to this Contract. However, it shall be the responsibility of the Contractor to manage the details of the execution and performance of its Work pursuant to the Contract Documents.

**6. COUNTY PURCHASE ORDER REQUIREMENT**

County purchases are authorized only if a County Purchase Order is issued in advance of the transaction. A Purchase Order must indicate that the ordering agency has sufficient funds available to pay for the purchase. Such a Purchase Order is to be provided to the Contractor by the ordering agency. The County will not be liable for payment for any purchases made by its employees without appropriate purchase authorization issued by the County Purchasing Agent. If the Contractor provides goods or services without a signed County Purchase Order, it does so at its own risk and expense.



**7. NON-APPROPRIATION**

All funds for payments by the County to the Contractor pursuant to this Contract are subject to the availability of an annual appropriation for this purpose by the County Board of Arlington County, Virginia. In the event of non-appropriation of funds by the County Board of Arlington County, Virginia for the goods or services provided under this Contract or substitutes for such goods or services which are as advanced or more advanced in their technology, the County will terminate the Contract, without termination charge or other liability to the County, on the last day of the then current fiscal year or when the appropriation made for the then current year for the services covered by this Contract is spent, whichever event occurs first. If funds are not appropriated at any time for the continuation of this Contract, cancellation will be accepted by the Contractor on thirty (30) days prior written notice, but failure to give such notice shall be of no effect and the County shall not be obligated under this Contract beyond the date of termination specified in the County's written notice.

**8. APPLICABLE LAW, FORUM, VENUE AND JURISDICTION**

This Contract and the work performed hereunder shall be governed in all respects by the laws of the Commonwealth of Virginia, and the jurisdiction, forum, and venue for any litigation with respect thereto shall be in the Circuit Court for Arlington County, Virginia, and in no other court. In performing its Work pursuant to this Contract, the Contractor shall comply with applicable federal, state, and local laws, ordinances and regulations.

**9. NOTICES**

Unless otherwise provided herein, all notices and other communications required by this Contract shall be deemed to have been given when made in writing and either (a) delivered in person, (b) delivered by an agent, such as an overnight or similar delivery service, or (c) deposited in the United States mail, postage prepaid, certified or registered, addressed as follows:

**TO THE CONTRACTOR:**

Herc Rentals, Inc.  
27500 Riverview Center Blvd.  
Bonita Springs, FL 34134  
Phone: (239) 301-1157  
Email: [hercbids@hercrentals.com](mailto:hercbids@hercrentals.com)

**TO THE COUNTY:**

Jeremy Hassan, Project Officer  
Arlington County, Virginia  
4200 28th Street S.  
Arlington, VA 22206  
Phone: (703)228-3647  
Email: [jhassan@arlingtonva.us](mailto:jhassan@arlingtonva.us)

**AND**

Dr. Sharon T. Lewis, LL.M, MPS, VCO, CPPB  
Purchasing Agent  
Arlington County, Virginia  
2100 Clarendon Boulevard, Suite 500  
Arlington, Virginia 22201

Phone: (703) 228-3294  
Email: [slewis1@arlingtonva.us](mailto:slewis1@arlingtonva.us)

**TO COUNTY MANAGER’S OFFICE (FOR PROJECT CLAIMS):**

Mark Schwartz, County Manager  
Arlington County, Virginia  
2100 Clarendon Boulevard, Suite 318  
Arlington, Virginia 22201

**10. ARLINGTON COUNTY BUSINESS LICENSES**

The Contractor must comply with the provisions of Chapter 11 (“Licenses”) of the Arlington County Code, if applicable. For information on the provisions of that Chapter and its applicability to this Contract, the Contractor must contact the Arlington County Business License Division, Office of the Commissioner of the Revenue, 2100 Clarendon Blvd., Suite 200, Arlington, Virginia, 22201, telephone number (703) 228-3060, or e-mail [business@arlingtonva.us](mailto:business@arlingtonva.us).


**11. COUNTERPARTS**

This Agreement may be executed in one or more counterparts and all of such counterparts shall together constitute one and the same instrument. Original signatures transmitted and received via facsimile or other electronic transmission, (e.g., PDF or similar format) are true and valid signatures for all purposes hereunder and shall be effective as delivery of a manually executed original counterpart.

WITNESS these signatures:

THE COUNTY BOARD OF ARLINGTON  
COUNTY, VIRGINIA


HERC RENTALS, INC. (CONTRACTOR NAME).

AUTHORIZED SIGNATURE:  DocuSigned by:  
AF42432F0097449...

NAME: Sheri Butler

TITLE: Procurement Officer

DATE: 1/17/2024

AUTHORIZED SIGNATURE:  DocuSigned by:  
00739FDAF70D4EC...

NAME: Jason Oosterbeek

TITLE: Vice President

DATE: 1/17/2024



**EQUIPMENT RENTALS, AND RELATED PRODUCTS AND SERVICES**  
**RFP # 269-2018-047 Solicitation and Evaluation Summary**

**Background**

On May 22, 2018, the City of Charlotte Procurement Management Division issued a Request for Proposals (RFP) for interested suppliers to provide Equipment Rentals and Related Products and Services to satisfactorily support the City of Charlotte, and other public agencies supported under this contract. The City of Charlotte served as Lead Public Agency on behalf of the U.S. Communities Government Purchasing Alliance through a public agency clause, which provides that any county, city, special district, local government, school district, private K-12 school, technical or vocational school, higher education institution (including community colleges, colleges and universities, both public and private), state, other government agency or nonprofit organization may purchase Products and Services through this contract.

**Solicitation Process**

1. Request for Proposals (RFP # 269-2018-047) was issued in accordance with NC State Statutes (G.S. 143-129) and the Citywide Procurement Policy (MFS 24) on May 22, 2018.
2. We advertised the solicitation in the *Charlotte Observer* newspaper (affidavit attached), posted the solicitation on the NC Interactive Purchasing System (NCIPS) website at: [www.ips.state.nc.us](http://www.ips.state.nc.us), City of Charlotte website at: <http://charlottenc.gov/DoingBusiness/Pages/ContractOpportunities.aspx>, and U.S. Communities website at: [www.uscommunities.org](http://www.uscommunities.org). Although not required by law or policy, we also sent a courtesy email notification of the opportunity to bid to 34 vendors that are registered with the City under related NIGP commodity codes 981.
3. A Pre-proposal conference was held on June 6, 2018 to review specifications and allow the suppliers to ask questions pertaining to the proposal process or specifications. (Although law does not require a pre-proposal, it is the City's practice to conduct pre-proposals.)
4. The NC laws does not require a public bid opening when RFPs are used for services, technology or a combination of goods and services where the knowledge and expertise of the vendor is more critical and detailed specifications is not practical, or not as simple to define or measure. Since the proposal responses may vary widely and/or contain proprietary or trade secret information, the NC statutes does not require public openings for RFP responses to allow the city to evaluate the proposals and protect proprietary information from public record requirements.
5. That being said, the City of Charlotte did require sealed proposals to be submitted by the advertised deadline. Section 3.5 of the RFP also included information regarding the submission of proposals location by 2:00 p.m. on June 26, 2018. Although it wasn't a public opening, the City did not prohibit any vendors from attending the 2:00 deadline meeting to see who submitted proposals but not to review any competitor's proposals. All proposals submitted were received via UPS, Federal Express, or hand delivery but no vendor elected to attend this meeting.
6. We received three (3) sealed proposals in response to the RFP that were stamped and stored unopened until June 26, 2018 from the following:
  - Herc Rentals
  - Sunbelt Rentals
  - Big Truck Rental
7. The proposal from Sunbelt was deemed non-responsive due to failure to comply with requirements of the RFP.
8. On June 27, 2018, all proposals received were uploaded to a secure Egnyte website and a link was sent to the Evaluation Team ("Team") consisting of the following:

Voting Members:

- Genetta Carothers- City of Charlotte, NC
- Adrienne Lewis- City of Charlotte, NC
- Sharon Loosman- NC State University, NC
- Bobbie Wilkerson- Hartford County Public Schools, MD
- Michael Sullivan- Los Angeles Dept. Water and Power, CA

Non-Voting Members:

- Alexis Turner, U.S. Communities
- Tyler McCall, U.S. Communities
- Bryan Shumey, U.S. Communities

Please note that U.S. Communities members reviewed the proposals for compliance with U.S. Communities requirements but they did not score proposals, and did not have a vote on the final recommendations.

**Evaluation of Proposals**

1. All Team members conducted individual evaluations of each proposal received based on the criteria stated in Section 3.8 of the RFP, and in accordance with, and subject to, all relevant statutes, ordinances, rules and regulations that govern procurement in the state of North Carolina.

The Evaluation Team determined the most comprehensive, competitive, and best value solutions that were most advantageous to the Lead Public Agency and potential Participating Public Agencies, based on the following criteria:

- A. Compliance with all requirements of the RFP;
  - B. Relevant qualifications and experience;
  - C. National/Corporate support (including response to all U.S. Communities requirements and inclusion of signed, unaltered Administration Agreement).
  - D. Range and quality of products and services offerings, including technological advances, and value added related services;
  - E. Proposed approach and proposed solution (including lease and/or purchase options);
  - F. Pricing;
  - G. Financial Qualifications;
  - H. MWSBE factors specified in the RFP; and
  - I. References
2. The Evaluation Team submitted their individually completed evaluation matrix to Karen on or before July 20, 2018.
  3. The City of Charlotte combined scores for first round evaluations of the team.
  4. The Evaluation Team met in Charlotte, North Carolina on July 24-25, 2018.
  5. The Team reviewed the proposals and made a list of questions as we discussed each proposal. Karen e-mailed each company the list of questions prior to the conference calls.
  6. The Team held conference calls with Herc Rentals and Big Truck Rental and asked the list of prepared questions. Both companies provided verbal clarifications, and also submitted written responses to Karen via email.
  7. All additional information received from Herc Rentals and Big Truck Rental was forwarded to each Evaluation Team member for review and comments. The Team re-evaluated their individual scores for each vendor based on the information obtained during the conference calls. As a result, the Evaluation Team members submitted revised scores.

8. The Team unanimously agreed on recommending Herc Rentals as having the most comprehensive and advantageous proposal and best met the overall solution for the City of Charlotte and potential participating public agencies nationwide through U.S. Communities.
9. Big Truck Rental only provides the lease of refuse trucks but after review and research, the Team determined that a second contract award to Big Truck would be beneficial to all participating public agencies due to the specialized product and services offering.
10. A recommendation was made to the Charlotte City Council for consideration at the regularly scheduled Council meeting on September 24, 2019 to award the contracts as recommended.
11. City Council approved the contract with Herc Rentals and Big Truck Rental (approved consent item attached).
12. The effective date of the contracts and Master Agreements will be November 1, 2018 for the term of five (5) years with the option to renew for two (2) additional two-year terms.

# The Charlotte Observer

charlotteobserver.com

Lake Norman

Carolina Bride



## AFFIDAVIT OF PUBLICATION

Account #	Ad Number	Identification
205406	0003675690	ADVERTISEMENT, PROPOSALS WANTED: Sealed proposal respons

**Attention:** Christine Goodson

CITY OF CHARLOTTE PROCUREMENT SERVICES  
 600 E 4TH ST  
 CHARLOTTE, NC 28202

North Carolina } ss

Mecklenburg County }


Before the undersigned, a Notary Public of said County and State, duly authorized to administer oaths affirmations, etc., personally appeared, being duly sworn or affirmed according to law, doth depose and say that he/she is a representative of The Charlotte Observer Publishing Company, a corporation organized and doing business under the laws of the State of Delaware, and publishing a newspaper known as The Charlotte Observer in the city of Charlotte, County of Mecklenburg, and State of North Carolina and that as such he/she is familiar with the books, records, files, and business of said Corporation and by reference to the files of said publication, the attached advertisement was inserted. The following is correctly copied from the books and files of the aforesaid Corporation and Publication.

**ADVERTISEMENT, PROPOSALS WANTED:**  
 Sealed proposal responses will be received by the City of Charlotte, Procurement Management Division at the Charlotte-Mecklenburg Government Center (CMGC), 600 E. 4th Street, Charlotte, NC, until 2:00 p.m. on June 26, 2018 for the following: "Equipment Rentals and Related Products and Services", RFP #269-2018-047. A pre-proposal meeting will be held on June 6, 2016 at 1:00 p.m. in room #280 of the CMGC. To obtain a copy of the RFP, please go to <http://www.ips.state.nc.us>, or contact Karen Ewing at 704-336-2992.  
 The City of Charlotte reserves the right to reject any and all proposals.  
 LP3675690

1 Insertion(s)

Published On:

May 22, 2018


  
 Tagar M. Shon, Accounting Clerk

In Testimony Whereof I have hereunto set my hand and affixed my seal on the 31st day of May, 2018

My Commission Expires: 12/11/2022



Notary Signature





# City of Charlotte

Charlotte-Mecklenburg  
Government Center  
600 East 4th Street  
Charlotte, NC 28202

**Agenda Date: 9/24/2018**

**Agenda #: 35.File #: 15-8810 Type: Consent Item**

## Equipment Rentals and Services

### **Action:**

- A. Approve unit price contracts with the following companies for Equipment Rentals and Related Products and Services for an initial term of five years:**
- Herc Rentals,
  - Big Truck Rentals (for refuse truck rentals only), and
- B. Authorize the City Manager to renew the contracts for up to two, two-year terms with possible price adjustments and to amend the contracts consistent with the purpose for which the contracts were approved.**

### **Staff Resource(s):**

Robert Campbell, Finance  
Kay Elmore, Finance

### **Explanation**

- City departments rent equipment such as generators, excavators, cranes, forklifts, tower lights and message boards that are required during construction projects, water and sewer line installation, power outages, and other routine needs or emergency situations.
- On March 23, 2018, the City issued a Request for Proposals (RFP); three proposals were received.
- The City issued this solicitation on behalf of U.S. Communities Government Purchasing Alliance which selected the City as Lead Public Agency to solicit proposals for these services on behalf of all states, local governments, school districts, and higher education institutions in the United States.
- U.S. Communities is sponsored by the National League of Cities, The National Association of Counties, the Association of School Business Officials International, the United States Conference of Mayors, and the National Governors Associations.
- U.S. Communities is available to over 90,000 local governments and public agencies and reduces costs by combining the volumes and purchasing power of public agencies nationwide.
- As Lead Agency, the City is responsible for the solicitations process, contract management and consulting with participating public agencies regarding the contract.
- Herc Rentals and Big Truck Rentals best meets the City's needs in terms of qualifications, experience, cost, and responsiveness to RFP requirements and ability to provide the products and services to public agencies in all 50 states.
- Big Truck Rentals will provide refuse truck rentals only that are needed by Solid Waste Services when City trucks are down for extended maintenance and repair, or when additional trucks are needed for special or emergency events.
- Annual expenditures for the Herc Rentals contract is estimated to be \$800,000.
- Annual expenditures for the Big Truck Rentals contract is estimated to be \$40,000.

### **Charlotte Business INclusion**

Established MWSBE Goal: 10.00%  
Committed MWSBE Goal: 15.60%

---

**Agenda #: 35.File #: 15-8810 Type: Consent Item**

---

Herc Rental exceeded the established subcontracting goal and has committed 15.60% (\$125,000) of the total contract amount to the following certified firm(s) (Part B: Section 3 of the Charlotte Business INCLUSION Policy):

- Streeter Trucking (SBE) (\$25,000) (Equipment Hauling)
- Shoreline Trucking (MBE/SBE) (\$25,000) (Equipment Hauling)
- Eastway Wrecker Services, Inc. (MBE) (\$25,000) (Equipment Hauling)
- RW Trucking, Inc. (SBE) (\$25,000) (Equipment Hauling)
- Murphy Law Trucking (MBE) (\$25,000) (Equipment Hauling)

**Big Truck Rentals**

No subcontracting goal was established because there are no subcontracting opportunities (Part C: Section 2.1(a) of the Charlotte Business Inclusion Policy)

**Fiscal Note**

Funding: Departmental Operating Budgets



**STATE OF NORTH CAROLINA  
COUNTY OF MECKLENBURG**

**CONTRACT TO PROVIDE EQUIPMENT  
RENTALS AND RELATED PRODUCTS AND SERVICES**

This Contract (the "Contract") is entered into as of this 1st day of ~~November~~, 2018 (the "Effective Date"), by and between Herc Rentals Inc., a corporation doing business in North Carolina (the "Company"), and the City of Charlotte, a North Carolina municipal corporation (the "City").

**RECITALS**

**WHEREAS**, the City issued a Request For Proposals (RFP # 269-2018-047) for Equipment Rentals and Related Products and Services dated May 22, 2018. This Request for Proposals together with all attachments and addenda, is referred to herein as the "RFP"; and

**WHEREAS**, the Company submitted a Proposal in response to RFP # 269-2018-047 on June 26, 2018. This Proposal, together with all attachments and separately sealed confidential trade secrets, is referred to herein as the "Proposal."

**WHEREAS**, the City awarded this Contract on September 24, 2018 to Company to provide Equipment Rentals and Related Products and Services to the City all in accordance with the terms and conditions set forth herein.

**WHEREAS**, the City of Charlotte, on behalf of itself and all states, local governments, school districts, and higher education institutions in the United States of America, and other government agencies and nonprofit organizations (herein "Participating Public Agencies"), competitively solicited and awarded the Contract to the Company. The City has designated U.S. Communities as the administrative and marketing conduit for the distribution of the Contract to Participating Public Agencies.

The City is acting as the "Contracting Agent" for the Participating Public Agencies, and shall not be liable or responsible for any costs, damages, liability or other obligations incurred by the Participating Public Agencies. The Company (including its subsidiaries) shall deal directly with each PPA concerning the placement of orders, issuance of purchase orders, contractual disputes, invoicing, payment and all other matters relating or referring to such PPA's access to the Contract.

Each PPA enters into a Master Intergovernmental Cooperative Purchasing Agreement (MICPA) outlining the terms and conditions that allow access to the Lead Public Agencies' Master Agreements. Under the terms of the MICPA, the procurement by the PPA shall be construed to be in accordance with, and governed by, the laws of the state in which the PPA resides.

**NOW, THEREFORE**, for good and valuable consideration, the receipt and sufficiency of which is hereby acknowledged, and in further consideration of the covenants and representations contained herein, the parties agree as follows:

## CONTRACT

### 1. EXHIBITS.

The Exhibits below are hereby incorporated into and made a part of this Contract. In interpreting this Contract and resolving any ambiguities, the main body of this Contract will take precedence over the Exhibits, and any inconsistency between the Exhibits will be resolved in the order in which the Exhibits appear below. Each reference to Herc Rentals in the Exhibits and Appendices shall be deemed to mean the Company.

- 1.1. EXHIBIT A: Discount Schedule, Price Lists, and Incentives
- 1.2. EXHIBIT B: Scope of Services
- 1.3. EXHIBIT C: Charlotte Business INclusion Program
- 1.4. EXHIBIT D: Federal Contract Terms and Conditions

### 2. DEFINITIONS.

This section may include, but not be limited to, terms defined in Section 1 of the RFP.

3. **TERM.** The initial term of this Contract will be for **five (5)** years from the Effective Date with an option to renew for **two (2)** additional **two-year** terms. This Contract may be extended only by a written amendment to the contract signed by both parties.

### 4. AGREEMENT TO PROVIDE PRODUCTS AND SERVICES.

4.1 The Company shall provide the Products and Services in accordance with the terms and conditions set forth in this Contract and the attached Exhibits when ordered from time to time by the City. Except as set forth in Exhibit A, the prices set forth in Exhibit A constitute all not to exceed charges payable by the City for the Products and Services, and all labor, materials, equipment, transportation, facilities, storage, information technology, permits, and licenses necessary for the Company to provide the Products and Services. The Company shall perform any Services for the City on site at the City's facilities in Charlotte, North Carolina, except as otherwise stated in this Contract or agreed in writing by the City.

4.2 Placement of Orders: All orders will be placed by personnel designated by the City on an as needed basis for the quantity required at the time during the term of the Contract.

5. **OPTIONS AND ACCESSORIES:** The City may in its discretion purchase from the Company options and Services beyond what is called for in the Scope of Work, provided that such purchase does not create unfairness so as to defeat the purpose of the bid statutes, and provided the City is authorized by law to make such purchases without a formal bid process.

6. **DOCUMENTATION:** the Company will provide for all products purchased under this contract written or electronic documentation that is complete and accurate, and sufficient to enable city employees with ordinary skills and experience to utilize such products for the purpose for which the city is acquiring them.

7. **COMPENSATION.** The City shall pay the company for the products and services delivered in compliance with the specifications at the prices set forth in Exhibit A. This amount constitutes the maximum fees and charges payable to the company in the aggregate under this contract and will not be increased except by a written amendment duly executed

by both parties in compliance with the price adjustment provisions set forth in Section 8. The company shall not be entitled to charge the city any prices, fees or other amounts that are not listed in Exhibit A.

## 8. PRICE ADJUSTMENT.

8.1 The price(s) stated in this Contract shall not increase for the first year of the five-year term of the Contract. The prices shall also not increase during the two, two-year renewal option terms unless the City approves a price adjustment in writing in accordance with the following terms:

8.1.1 Price increases shall only be allowed when justified in the City's sole discretion based on legitimate, bona fide increases in the cost of materials. No adjustment shall be made to compensate the Company for inefficiency in operation, increase in labor costs, or for additional profit.

8.1.2 To obtain approval for a price increase, the Company shall submit a written request to the Procurement Management Division representative, at the address listed below, together with written documentation sufficient to demonstrate that the increase is necessary based on a legitimate increase in the cost of materials. The request must state and fully justify the proposed price increase per unit over the price originally proposed.

City of Charlotte  
Finance - Procurement Management  
600 East Fourth Street  
Charlotte, NC 28202

8.1.3 No proposed price increase shall be valid unless accepted by the City in writing. The City may approve such price increase for the remaining term of the Contract or for a shorter specified period, in the City's sole discretion. If the City rejects such price increase, the Company shall continue performance of the Contract.

8.1.4 If the City approves a price increase pursuant to this Section and the market factors justifying the increase shift so that the increase is no longer justified, the City shall have the right to terminate the price increase and revert back to the prices that were in effect immediately prior to the increase. The Company shall notify the City in writing if the market factors on which the City granted the increase change such that the City's reasons for granting the increase longer apply.

8.2 If the Company's unit prices for any Products and/or Services should decrease, the Company shall provide the affected Products and/or Services at the lower discounted price. The Company will provide the City with prompt written notice of all decreases in unit prices.

8.3 If a Product becomes unavailable, or if a new Product becomes available, the Company promptly will send the City a proposed revised version of Exhibit A. The City reserves the right to add or delete items to this Contract if particular items should become discontinued or an upgraded item becomes available to the industry market. Any new or replacement items added may be subject to bid statute requirements. The City may also delete radio and communication equipment items included in this Contract if items are no longer needed or no longer issued as part of radios and communication equipment. At no additional cost to the City, the

Company may substitute any Product or Service to be provided by the Company, if the substitute meets or exceeds the Specifications, is compatible with the City's operating environment and is of equivalent or better quality to the City. Any substitution will be reflected in a written signed change order.

9. **BILLING.** Each invoice sent by the Company shall include all reports, information and data required by this Contract (including the Exhibits) necessary to entitle the Company to the requested payment. The Company shall send one (1) copy only of each invoice using one of the following options:

Option 1 – E-mail one copy of each invoice to [cocap@charlottenc.gov](mailto:cocap@charlottenc.gov) . Company shall not mail invoices that have been sent via e-mail.

Option 2 – Mail one copy of each invoice to:

City of Charlotte Accounts Payable

PO Box 37979

Charlotte, NC 28237-7979

Attn: (Insert Department)

The City is not tax exempt from sales tax. The Company shall include all applicable State and County sales taxes on the invoice and not combined with the cost of the goods.

Payment of invoices shall be due within thirty (30) days after the City has received all of the following: (a) an accurate, properly submitted invoice, (b) all reports due for the month covered by the invoice; and (c) any other information reasonably requested by the City to verify the charges contained in the invoice. Invoices must include state and local sales tax.

10. **CONTRACT MONITORING:** The City shall have the right to audit the Company's compliance with the terms and conditions of the Contract at such times as the City deems appropriate. Unless the City elects to terminate the Contract, the Company shall develop a written action plan to correct any Contract deficiency identified during these compliance audits, and shall submit such plan to the City within thirty (30) days of notification of non-compliance.
11. **REPORTING:** The Company shall provide such written reports of purchasing and expenditures as may be requested by the City from time to time, including without limitation any reports described in the Specifications.
12. **AUDIT:** During the term of the Contract and for a period of three (3) years after termination or expiration of this Contract for any reason, the City shall have the right to audit, either itself or through a third party, all books and records (including but not limited to the technical records) and facilities of the Company necessary to evaluate Company's compliance with the terms and conditions of the Contract or the City's payment obligations. The City shall pay its own expenses, relating to such audits, but shall not have to pay any expenses or additional costs of the Company. However, if non-compliance is found that would have cost the City in excess of \$5,000 but for the audit, then the Company shall be required to reimburse the City for the cost of the audit.
13. **GENERAL WARRANTIES.** Company represents and warrants that:
- 13.1 It is a corporation duly incorporated, validly existing and in good standing under the laws of the state of Florida, and is qualified to do business in North Carolina;
- 13.2 It has all the requisite corporate power and authority to execute, deliver and perform its obligations under this Contract;

- 13.3 The execution, delivery, and performance of this Contract have been duly authorized by Company;
- 13.4 No approval, authorization or consent of any governmental or regulatory authority is required to be obtained or made by it in order for it to enter into and perform its obligations under this Contract;
- 13.5 In connection with its obligations under this Contract, it shall comply with all applicable federal, state and local laws and regulations and shall obtain all applicable permits and licenses; and
- 13.6 The Company shall not violate any agreement with any third party by entering into or performing this Contract.
- 14. ADDITIONAL REPRESENTATIONS AND WARRANTIES.** Company represents warrants and covenants that:
- 14.1 The Products and Services shall comply with all requirements set forth in this Contract, including but not limited to the attached Exhibits;
- 14.2 All work performed by the Company and/or its subcontractors pursuant to this Contract shall meet industry accepted standards, and shall be performed in a professional and workmanlike manner by staff with the necessary skills, experience and knowledge;
- 14.3 Neither the Services, nor any Products provided by the Company under this Contract will infringe or misappropriate any patent, copyright, trademark or trade secret rights of any third party; and
- 14.4 The Company and each of its subcontractors have complied and shall comply in all material respects with all applicable federal, state and local laws, regulations and guidelines relating to the performance of this Contract or to the products and services delivered hereunder, including but not limited to E-Verify, and shall obtain all applicable verifications, permits, and licenses.
- 15. COMPLIANCE WITH LAWS:** All Products and Services delivered under this Contract shall be in compliance with all applicable federal, state and local laws, regulations and ordinances. In performing the Contract, the Company shall obtain and maintain all licenses and permits, and comply with all federal, state and local laws, regulations and ordinances.
- 16. DELIVERY TIME:** When delivery time is requested in the ITB, (whether in the form of a specific delivery date or maximum number of days for delivery) time is of the essence. The Company's Bid shall be deemed a binding commitment of the Company to meet the delivery time stated herein unless the Bid specifically takes exception. If such delivery time is not met, the City shall be entitled to terminate the Contract immediately for default and/or exercise any other remedies available at law or in equity.
- 17. QUALITY:** Unless this Contract specifically states otherwise for a particular item, all components used to manufacture or construct any supplies, materials or equipment or Products provided under this Contract shall be: (a) new; (b) the latest model; (c) of the best quality and highest grade workmanship; and (d) in compliance with all applicable federal, state and local laws, regulations and requirements. By "new", the City means that the item has been recently produced and has not been previously sold or used.

Whenever this Contract states that a Product or Service shall be in accordance with laws, ordinances, building codes, underwriter's codes, applicable A.S.T.M. regulations or similar expressions, the requirements of such laws, ordinances, etc., shall be construed to be

minimum requirements that are in addition to any other requirements that may be stated in this Contract.

18. **DESIGN AND/OR MANUFACTURER REQUIREMENT:** All Products and Services shall meet the Specifications set forth in Section 4 of the **RFP**.
19. **INSPECTION AT COMPANY'S SITE:** The City reserves the right to inspect the equipment, plant, store or other facilities of the Company during the Contract term from time to time as the City deems necessary to confirm that such equipment, plant, store or other facilities conform with the Specifications and are adequate and suitable for proper and effective performance of the Contract. Such inspections shall be conducted during normal business hours and upon at least three (3) days' notice to the Company (except that a store may be inspected at any time during regular store hours without notice).
20. **PREPARATION FOR DELIVERY:**
  - 20.1 **Condition and Packaging.** All containers/packaging shall be suitable for handling, storage or shipment, without damage to the contents. The Company shall make shipments using the minimum number of containers consistent with the requirements of safe transit, available mode of transportation routing. The Company will be responsible for confirming that packing is sufficient to assure that all the materials arrive at the correct destination in an undamaged condition ready for their intended use.
  - 20.2 **Marking.** All cartons shall be clearly identified with the City purchase order number and the name of the department making the purchase. Packing lists must be affixed to each carton identifying all contents included in the carton. If more than one carton is shipped, each carton must be numbered and must state the number of that carton in relation to the total number of cartons shipped (i.e. 1 of 4, 2 of 4, etc).
  - 20.3 **Shipping.** The Company shall follow all shipping instructions included in the ITB, the City's purchase order or in the Contract.
21. **ACCEPTANCE OF PRODUCTS/SERVICES:** The Products shall be deemed to be accepted by the City upon delivery and subject to the terms and conditions of this Contract if City does not notify Company in writing within 48 hours of delivery of the Products of any problem with the Products. Contract shall remain the property of the Company until the City physically inspects, actually uses and accepts the Products. In the event Products provided to the City do not comply with the Contract, the City shall be entitled to terminate the Contract upon written notice to the Company and return such Products (and any related goods) to the Company at the Company's expense. In the event the Services provided under this Contract do not comply with the Contract, the City reserves the right to cancel the Service and rescind any related purchase of products upon written notice to the Company. The remedies stated in this Section are in addition to and without limitation of any other remedies that the City may have under the Contract, at law or in equity.
22. **GUARANTEE:** Unless otherwise specified by the City, the Company unconditionally guarantees the materials and workmanship on all Products and Services. If, within the guarantee period any defects occur due to a faulty Product or Services (including without limitation a failure to comply with the Specifications), the Company at its expense, shall repair or adjust the condition, or replace the Product and/or Services to the complete satisfaction of the City. These repairs, replacements or adjustments shall be made only at such time as will be designated by the City to ensure the least impact to the operation of City business.

23. **NO LIENS:** The equipment is owned by Company. City acknowledges that no one other than Company may transfer the equipment or any rights or obligations under the rental documentation. Neither City nor any operators are agents of Company. No one may perform major service, repair, or alter the equipment without Company's prior written approval except for emergencies, which threaten life or property. City will not suffer any liens or encumbrances to attach to the equipment and will compensate the Company for any out of pocket costs paid by the Company to remove such liens or encumbrances.
24. **MANUFACTURER OR DEALER ADVERTISEMENT:** No manufacturer or dealer shall advertise on Products delivered to the City without prior approval by the City.
25. **RIGHT TO COVER:** If the Company fails to comply with any term or condition of the Contract or the Company's response to the ITB, the City may take any of the following actions with or without terminating the Contract, and in addition to and without limiting any other remedies it may have:
- (A) Employ such means as it may deem advisable and appropriate to obtain the applicable Products and/or Services (or reasonable substitutes) from a third party.
26. **RIGHT TO WITHHOLD PAYMENT:** If Company breaches any provision of the Contract; the City shall have the right to withhold all payments due to the Company until such breach has been fully cured.
27. **OTHER REMEDIES:** Upon breach of the Contract, each party may seek all legal and equitable remedies to which it is entitled. The remedies set forth herein shall be deemed cumulative and not exclusive and may be exercised successively or concurrently, in addition to any other available remedy.
28. **TERMINATION.**
- 28.1 **TERMINATION WITHOUT CAUSE.** The City may terminate this Contract at any time without cause by giving sixty (60) days written notice to the Company. The Company may terminate this Contract at any time without cause by giving one hundred and eighty (180) days written notice to the City.
- 28.2 **TERMINATION FOR DEFAULT BY EITHER PARTY.** By giving written notice to the other party, either party may terminate this Contract upon the occurrence of one or more of the following events:
- 28.2.1 The other party violates or fails to perform any covenant, provision, obligation, term or condition contained in this Contract, provided that, unless otherwise stated in this Contract, such failure or violation shall not be cause for termination if both of the following conditions are satisfied: (i) such default is reasonably susceptible to cure; and (ii) the other party cures such default within thirty (30) days of receipt of written notice of default from the non-defaulting party; or
- 28.2.2 The other party attempts to assign, terminate or cancel this Contract contrary to the terms hereof; or
- 28.2.3 The other party ceases to do business as a going concern, makes an assignment for the benefit of creditors, admits in writing its inability to pay

debts as they become due, files a petition in bankruptcy or has an involuntary bankruptcy petition filed against it (except in connection with a reorganization under which the business of such party is continued and performance of all its obligations under this Contract **shall continue**), or if a receiver, trustee or liquidator is appointed for it or any substantial part of other party's assets or properties.

Any notice of default pursuant to this Section shall identify and state the party's intent to terminate this Contract if the default is not cured within the specified period.

- 28.3 **ADDITIONAL GROUNDS FOR DEFAULT TERMINATION BY THE CITY.** By giving written notice to the Company, the City may also terminate this Contract upon the occurrence of one or more of the following events (which shall each constitute grounds for termination without a cure period and without the occurrence of any of the other events of default previously listed):
- 28.3.1 The Company makes or allows to be made any material written misrepresentation or provides any materially misleading written information in connection with this Contract, Company's Bid, or any covenant, agreement, obligation, term or condition contained in this Contract; or
  - 28.3.2 The Company takes or fails to take any action which constitutes grounds for immediate termination under the terms of this Contract, including but not limited to failure to obtain or maintain the insurance policies and endorsements as required by this Contract, or failure to provide the proof of insurance as required by this Contract.
- 28.4 **NO EFFECT ON TAXES, FEES, CHARGES, OR REPORTS.** Any termination of the Contract shall not relieve the Company of the obligation to pay any fees, taxes or other charges then due to the City, nor relieve the Company of the obligation to file any daily, monthly, quarterly or annual reports covering the period to termination nor relieve the Company from any claim for damages previously accrued or then accruing against the Company.
- 28.5 **OBLIGATIONS UPON EXPIRATION OR TERMINATION.** Upon expiration or termination of this Contract, the Company shall promptly (a) return to the City all computer programs, files, documentation, data, media, related material and any other recording devices, information, or compact discs that are owned by the City; (b) provide the City with sufficient data necessary to migrate to a new vendor, or allow the City or a new vendor access to the systems, software, infrastructure, or processes of the Company that are necessary to migrate to a new vendor; and (c) refund to the City all pre-paid sums for Products or Services that have been cancelled and will not be delivered.
- 28.6 **NO SUSPENSION.** In the event that the City disputes in good faith an allegation of default by the Company, notwithstanding anything to the contrary in this Contract, the Company agrees that it will not terminate this Contract or suspend or limit the delivery of Products or Services or any warranties or repossess, disable or render unusable any Software supplied by the Company, unless (i) the parties agree in writing, or (ii) an order of a court of competent jurisdiction determines otherwise.
- 28.7 **AUTHORITY TO TERMINATE.** The City Manager or their designee is authorized to terminate this Contract on behalf of the City.



- 28.8 **TRANSITION SERVICES UPON TERMINATION.** Upon termination or expiration of this Contract, the Company shall cooperate with the City to assist with the orderly transfer of the Products, Services, functions and operations provided by the Company hereunder to another provider or to the City as determined by the City in its sole discretion. The transition services that the Company shall perform if requested by the City include but are not limited to:
- 28.8.1 Working with the City to jointly develop a mutually agreed upon transition services plan to facilitate the termination of the Services; and
  - 28.8.2 Notifying all affected vendors and subcontractors of the Company of transition activities;
  - 28.8.3 Performing the transition service plan activities;
  - 28.8.4 Answering questions regarding the products and services on an as-needed basis; and
  - 28.8.5 Providing such other reasonable services needed to effectuate an orderly transition to a new system.
29. **NO DELAY DAMAGES:** Under no circumstances shall the City be liable to the successful Bidder for any damages arising from delay, whether caused by the City or not.
30. **MULTIPLE CONTRACT AWARDS.** This Contract is not exclusive. The City reserves the right to award multiple contracts for the Products and Services required by this Contract if the City deems multiple Contracts to be in the City's best interest.
31. **RELATIONSHIP OF THE PARTIES.** The relationship of the parties established by this Contract is solely that of independent contractors, and nothing contained in this Contract shall be construed to (i) give any party the power to direct or control the day-to-day activities of the other; (ii) constitute such parties as partners, joint ventures, co-owners or otherwise as participants in a joint or common undertaking; (iii) make either party an agent of the other for any purpose whatsoever, or (iv) give either party the authority to act for, bind, or otherwise create or assume any obligation on behalf of the other. Nothing herein shall be deemed to eliminate any fiduciary duty on the part of the Company to the City that may arise under law or under the terms of this Contract.
32. **INDEMNIFICATION:** To the fullest extent permitted by law, the Company shall indemnify, defend and hold harmless each of the "Indemnitees" (as defined below) from and against any and all "Charges" (as defined below) paid or incurred any of them as a result of any claims, demands, lawsuits, actions, or proceedings: (i) alleging violation, misappropriation or infringement of any copyright, trademark, patent, trade secret or other proprietary rights with respect to the Work or any Products or deliverables provided to the City pursuant to this Contract ("Infringement Claims"); (ii) seeking payment for labor or materials purchased or supplied by the Company or its subcontractors in connection with this Contract; or (iii) arising from the Company's failure to perform its obligations under this Contract, or from any act of negligence or willful misconduct by the Company or any of its agents, employees or subcontractors relating to this Contract, including but not limited to any liability caused by an accident or other occurrence resulting in bodily injury, death, sickness or disease to any person(s) or damage or destruction to any property, real or personal, tangible or intangible; or (iv) arising from a violation of any federal, state or local law, regulation or ordinance by the Company or any its subcontractors (including without limitation E-Verify or other immigration laws); or (v) arising from any claim that the Company or an employee or subcontractor of the Company is an employee of the City,

including but not limited to claims relating to worker's compensation, failure to withhold taxes and the like. For purposes of this Section: (a) the term "Indemnitees" means the City and each of the City's officers, officials, employees, agents and independent contractors (excluding the Company); and (b) the term "Charges" means any and all losses, damages, costs, expenses (including reasonable attorneys' fees), obligations, duties, fines, penalties, royalties, interest charges and other liabilities (including settlement amounts) or any other legal theory or principle, in connection with an Infringement Claim.

City will defend, indemnify and hold harmless Company, its subsidiaries, parent Company and its and their officers, agents and employees, from and against all loss, liability, claim, action or expense, including reasonable attorneys' fees, by reason of bodily injury, including death, and property damage, sustained by any person or persons, including but not limited to employees of City, as a direct result of City's negligence or intentional misconduct in its maintenance, use, possession, storage, operation, erection, dismantling, servicing or transportation of the equipment.

33. **INSURANCE.** Throughout the term of the Contract, the Company shall comply with the insurance requirements described in this Section. In the event the Company fails to procure and maintain each type of insurance required by this Section, or in the event the Company fails to provide the City with the required certificates of insurance, the City shall be entitled to terminate the Contract immediately upon written notice to the Company.

The Company agrees to purchase and maintain the following insurance coverage during the life of the Contract with an insurance company acceptable to the City of Charlotte, authorized to do business in the State of North Carolina:

- (C) **Automobile Liability:** Bodily injury and property damage liability covering all owned, non-owned, and hired automobiles for limits of not less than \$1,000,000 bodily injury each person, each accident; and, \$1,000,000 property damage, or \$1,000,000 combined single limit each occurrence/aggregate.
- (D) **Commercial General Liability:** Bodily injury and property damage liability as shall protect the successful Company and any subcontractor performing work under the Contract from claims of bodily injury or property damage which arise from performance of the Contract, whether such work is performed by the Company, any subcontractor or anyone directly or indirectly employed by either. The amounts of such insurance shall not be less than \$1,000,000 bodily injury each occurrence/aggregate and \$1,000,000 property damage each occurrence/aggregate or \$1,000,000 bodily injury and property damage combined single limits each occurrence/aggregate. This insurance shall include coverage for products, services, completed operations, personal injury liability and contractual liability assumed under the indemnity provision of the Contract.
- (E) **Workers' Compensation:** Meeting the statutory requirements of the State of North Carolina and Employers Liability - \$100,000 per accident limit, \$500,000 disease per policy limit, \$100,000 disease each employee limit, providing coverage for employees and owners.

The City shall be named as additional insured under the commercial general liability insurance for operations or services rendered under this Contract. The Company's insurance shall be primary of any self-funding and/or insurance otherwise carried by the City for all loss or damages arising from the Consultant's operations under this agreement. The Company and each of its subcontractors shall and does waive all rights of subrogation against the City and each of the Indemnitees, as defined in Section 5.1.

The Company shall not commence any work in connection with the Contract until it has obtained all of the types of insurance set forth in this Form, and such insurance has been approved by the City. The Company shall not allow any subcontractor to commence work on its subcontract until all similar insurance required of the subcontractor has been obtained and approved.

All insurance policies shall be with insurers qualified and doing business in North Carolina recognized by the Secretary of State and the Insurance Commissioner's Office. The Company shall furnish the City with proof of insurance coverage by certificates of insurance accompanying the Contract.

Certificates of all required insurance shall contain the provision that the City will be given (30) days written notice of any intent to amend or terminate by either the insured or the insuring company. All insurance certificates must include the City of Charlotte's contract number in the description field.

The City shall be exempt from, and in no way liable for any sums of money that may represent a deductible in any insurance policy. The payment of such deductible shall be the sole responsibility of the Company and/or subcontractor providing such insurance.

34. **COMMERCIAL NON-DISCRIMINATION.**

As a condition of entering into this Contract, the Company represents and warrants that it will fully comply with the City's Commercial Non-Discrimination Policy, as described in Section 2, Article V of the Charlotte City Code, and consents to be bound by the award of any arbitration conducted thereunder. As part of such compliance, the Company shall not discriminate on the basis of race, gender, religion, national origin, ethnicity, age or disability in the solicitation, selection, hiring, or treatment of subcontractors, vendors or suppliers in connection with a City contract or contract solicitation process, nor shall the Company retaliate against any person or entity for reporting instances of such discrimination. The Company shall provide equal opportunity for subcontractors, vendors and suppliers to participate in all of its subcontracting and supply opportunities on City contracts, provided that nothing contained in this clause shall prohibit or limit otherwise lawful efforts to remedy the effects of marketplace discrimination that has occurred or is occurring in the marketplace. The Company understands and agrees that a violation of this clause shall be considered a material breach of this Contract and may result in termination of this Contract, disqualification of the Company from participating in City contracts or other sanctions.

As a condition of entering into this Contract, the Company agrees to: (a) promptly provide to the City in a format specified by the City all information and documentation that may be requested by the City from time to time regarding the solicitation, selection, treatment and payment of subcontractors in connection with this Contract; and (b) if requested, provide to the City within sixty days after the request a truthful and complete list of the names of all subcontractors, vendors, and suppliers that the Company has used on City contracts in the past five years, including the total dollar amount paid by the Company on each subcontract or supply contract. The Company further agrees to fully cooperate in any investigation conducted by the City pursuant to the City's Non-Discrimination Policy, to provide any documents relevant to such investigation that are requested by the City, and to be bound by the award of any arbitration conducted under such Policy.

The Company agrees to provide to the City from time to time on the City's request, payment affidavits detailing the amounts paid by the Company to subcontractors and suppliers in connection with this Contract within a certain period of time. Such affidavits shall be in the format specified by the City from time to time

The Company understands and agrees that violation of this Commercial Non-Discrimination provision shall be considered a material breach of this Contract and may

result in contract termination, disqualification of the Company from participating in City contracts and other sanctions.

35. **COMPANY WILL NOT SELL OR DISCLOSE DATA.** The Company will treat as confidential information all data provided by the City in connection with this agreement. City data processed by the Company shall remain the exclusive property of the City. The Company will not reproduce, copy, duplicate, disclose, or in any way treat the data supplied by the City in any manner except that contemplated by this agreement.
36. **WORK ON CITY'S PREMISES.** The Company will ensure that its employees and agents shall, whenever on the City's premises, obey all instructions and directions issued by the City's project manager with respect to work on the City's premises. The Company agrees that its personnel and the personnel of its subcontractors will comply with all rules, regulations and security procedures of the City when on the city's premises.
37. **BACKGROUND CHECKS:** The Company agrees that it has conducted or will conduct background checks on all personnel who will be working at the Charlotte service facility or delivering Products or Services under the Contract. The Company will conduct such background checks prior to the personnel commencing work hereunder, whether as part of the Company's standard pre-employment screening practices or otherwise. The Company will complete a background check on an annual basis for each person working at the Charlotte facility. Background check will include at a minimum:
  - a. Criminal records search,
  - b. Identification verification; and
  - c. Proof of authorization to work in the United States.

The Company agrees if any personnel does not meet the background qualifications, he/she shall not be assigned to perform services under this Contract. The Company will notify the City immediately if a background check reveals any conviction(s). If there is any question as to whether any personnel meets the background qualifications, prior to assignment of any Services under this Contract, the Company shall contact the City immediately.

38. **DRUG-FREE WORKPLACE.** The City is a drug-free workplace employer. The Company hereby certifies that it has or it will within thirty (30) days after execution of this Contract:
  - 38.1 Notify employees that the unlawful manufacture, distribution, dispensation, possession, or use of controlled substance is prohibited in the workplace and specifying actions that will be taken for violations of such prohibition;
  - 38.2 Establish a drug-free awareness program to inform employees about (i) the dangers of drug abuse in the workplace, (ii) the Company's policy of maintaining a drug-free workplace, (iii) any available drug counseling, rehabilitation, and employee assistance programs, and (iv) the penalties that may be imposed upon employees for drug abuse violations;
  - 38.3 Notify each employee that as a condition of employment, the employee will (i) abide by the terms of the prohibition outlines in (a) above, and (ii) notify the Company of any criminal drug statute conviction for a violation occurring in the workplace not later than five days after such conviction;
  - 38.4 Impose a sanction on, or requiring the satisfactory participation in a drug counseling, rehabilitation or abuse program by an employee convicted of a drug crime;

38.5 Make a good faith effort to continue to maintain a drug-free workplace for employees; and

38.6 Require any party to which it subcontracts any portion of the work under the contract to comply with the provisions of this Section.

A false certification or the failure to comply with the above drug-free workplace requirements during the performance of this Contract shall be ground for suspension, termination or debarment.

39. **NOTICES.** Any notice, consent or other communication required or contemplated by this Contract shall be in writing, and shall be delivered in person, by U.S. mail, by overnight courier, by electronic mail or by telefax to the intended recipient at the address set forth below. Notice shall be effective upon the date of receipt by the intended recipient; provided that any notice which is sent by telefax or electronic mail shall also be simultaneously sent by mail deposited with the U.S. Postal Service or by overnight courier. Each party may change its address for notification purposes by giving the other party written notice of the new address and the date upon which it shall become effective.

Communications that relate to any breach, default, termination, delay in performance, prevention of performance, modification, extension, amendment, or waiver of any provision of this Contract shall be sent to:

<b>For The Company:</b>	<b>For The City:</b>
Jason Osterbeek	Karen Ewing
Herc Rentals Inc.	Procurement Management Division
27500 Riverview Center Blvd.	600 East Fourth Street
Bonita Springs, FL 34134	Charlotte, NC 28202
Phone: 239-301-1157	Phone: 704-336-2992
Fax: 866-294-6490	Fax: 704-632-8254
E-mail: hercbids@hercrentals.com	E-mail: kewing@charlottenc.gov
<b>With Copy To:</b>	<b>With Copy To:</b>
	Cindy White
	Senior Assistant City Attorney
	600 East Fourth Street
	Charlotte, NC 28202
	Phone: 704-336-3012
	Fax: 704-336-8854
	E-mail: cwhite@ci.charlotte.nc.us

All other notices shall be sent to the other party's Project Manager at the most recent address provided in writing by the other party.

40. **SUBCONTRACTING:** The Company shall not subcontract any of its obligations under this Contract without the City's prior written consent. In the event the City does consent in writing to a subcontracting arrangement, Company shall be the prime contractor and shall remain fully responsible for performance of all obligations which it is required to perform under this Contract. Any subcontract entered into by Company shall name the City as a third party beneficiary.

41. **FORCE MAJEURE:** Neither party shall be liable for any failure or delay in the performance of its obligations pursuant to the Contract, and such failure or delay shall not be deemed a default of the Contract or grounds for termination hereunder if all of the following conditions are satisfied:

If such failure or delay:

- A. could not have been prevented by reasonable precaution;
- B. cannot reasonably be circumvented by the non-performing party through the use of alternate sources, work-around plans, or other means; and
- C. if, and to the extent, such failure or delay is caused, directly or indirectly, by fire, flood, earthquake, hurricane, elements of nature or acts of God, acts of war, terrorism, riots, civil disorders, rebellions or revolutions or court order.

An event that satisfies all of the conditions set forth above shall be referred to as a "Force Majeure Event." Upon the occurrence of a Force Majeure Event, the affected party shall be excused from any further performance of those of its obligations which are affected by the Force Majeure Event for as long as (a) such Force Majeure Event continues and (b) the affected party continues to use reasonable efforts to recommence performance whenever and to whatever extent possible without delay.

Upon the occurrence of a Force Majeure Event, the affected party shall promptly notify the other by telephone (to be confirmed by written notice within five (5) days of the inception of the failure or delay) of the occurrence of a Force Majeure Event and shall describe in reasonable detail the nature of the Force Majeure Event. If any Force Majeure Event prevents the Company from performing its obligations for more than fifteen (15) days, the City shall have the right to terminate the Contract by written notice to the Company.

Notwithstanding anything contained herein to the contrary, strikes, slow-downs, walkouts, lockouts, and industrial disputes of the Company or its subcontractors shall not constitute "Force Majeure Events" and are not excused under this provision. Nothing in the preceding Force Majeure provisions shall relieve the successful Company of any obligation it may have regarding disaster recovery, whether under the Contract or at law.

42. **CONFIDENTIALITY.**

42.1 **DEFINITIONS.** As used in this Contract, The term "Confidential Information" shall mean any information, in any medium, whether written, oral or electronic, not generally known in the relevant trade or industry that is obtained from the City or any of its suppliers, contractors or licensors which falls within any of the following general categories:

- 42.1.1 Trade secrets. For purposes of this Contract, trade secrets consist of information of the City or any of its suppliers, contractors or licensors: (a) that derives value from being secret; and (b) that the owner has taken reasonable steps to keep confidential. Examples of trade secrets include information relating to proprietary software, new technology, new products or services, flow charts or diagrams that show how things work, manuals that tell how things work and business processes and procedures.
- 42.1.2 Information of the City or its suppliers, contractors or licensors marked "Confidential" or "Proprietary."
- 42.1.3 Information relating to criminal investigations conducted by the City, and records of criminal intelligence information compiled by the City.

- 42.1.4 Information contained in the City's personnel files, as defined by N.C. Gen. Stat. 160A-168. This consists of all information gathered by the City about employees, except for that information which is a matter of public record under North Carolina law.
- 42.1.5 Citizen or employee social security numbers collected by the City.
- 42.1.6 Computer security information of the City, including all security features of electronic data processing, or information technology systems, telecommunications networks and electronic security systems. This encompasses but is not limited to passwords and security standards, procedures, processes, configurations, software and codes.
- 42.1.7 Local tax records of the City that contains information about a taxpayer's income or receipts.
- 42.1.8 Any attorney / client privileged information disclosed by either party.
- 42.1.9 Any data collected from a person applying for financial or other types of assistance, including but not limited to their income, bank accounts, savings accounts, etc.
- 42.1.10 The name or address of individual home owners who, based on their income, have received a rehabilitation grant to repair their home.
- 42.1.11 Building plans of city-owned buildings or structures, as well as any detailed security plans.
- 42.1.12 Billing information of customers compiled and maintained in connection with the City providing utility services
- 42.1.13 Other information that is exempt from disclosure under the North Carolina public records laws.

Categories 42.1.3 through 42.1.13 above constitute "Highly Restricted Information," as well as Confidential Information. The Company acknowledges that certain Highly Restricted Information is subject to legal restrictions beyond those imposed by this Contract, and agrees that: (a) all provisions in this Contract applicable to Confidential Information shall apply to Highly Restricted Information; and (b) the Company will also comply with any more restrictive instructions or written policies that may be provided by the City from time to time to protect the confidentiality of Highly Restricted Information.

The parties acknowledge that in addition to information disclosed or revealed after the date of this Contract, the Confidential Information shall include information disclosed or revealed within one year prior to the date of this Contract.

42.2. RESTRICTIONS. Company shall keep the Confidential Information in the strictest confidence, in the manner set forth below:

- 42.2.1 Company shall not copy, modify, enhance, compile or assemble (or reverse compile or disassemble), or reverse engineer Confidential Information, except as authorized by the City in writing.
- 42.2.2 Company shall not, directly or indirectly, disclose, divulge, reveal, report or transfer Confidential Information to any third party, other than an agent, subcontractor or vendor of the City or Company having a need to know such Confidential Information for purpose of performing work contemplated by written agreements between the City and the Company, and who has executed

a confidentiality agreement incorporating substantially the form of this the Contract. Company shall not directly or indirectly, disclose, divulge, reveal, report or transfer Highly Restricted to any third party without the City's prior written consent.

- 42.2.3 Company shall not use any Confidential Information for its own benefit or for the benefit of a third party, except to the extent such use is authorized by this Contract or other written agreements between the parties hereto, or is for the purpose for which such Confidential Information is being disclosed.
  - 42.2.4 Company shall not remove any proprietary legends or notices, including copyright notices, appearing on or in the Confidential Information.
  - 42.2.5 Company shall use reasonable efforts (including but not limited to seeking injunctive relief where reasonably necessary) to prohibit its employees, vendors, agents and subcontractors from using or disclosing the Confidential Information in a manner not permitted by this Contract.
  - 42.2.6 In the event that any demand is made in litigation, arbitration or any other proceeding for disclosure of Confidential Information, Company shall assert this Contract as a ground for refusing the demand and, if necessary, shall seek a protective order or other appropriate relief to prevent or restrict and protect any disclosure of Confidential Information.
  - 42.2.7 All materials which constitute, reveal or derive from Confidential Information shall be kept confidential to the extent disclosure of such materials would reveal Confidential Information, and unless otherwise agreed, all such materials shall be returned to the City or destroyed upon satisfaction of the purpose of the disclosure of such information.
  - 42.2.8 Company shall restrict employee access to the Confidential Information to those employees having a need to know for purposes of their jobs.
  - 42.2.9 Company shall take reasonable measures to prevent the use or disclosure of Confidential Information by its employees in a manner not permitted by this Contract. The Company shall have each of its employees who will have access to the Confidential Information sign a confidentiality agreement which provides the City and its vendors, licensors, subcontractors, employees and taxpayers the same level of protection as provided by this Contract.
- 42.3 EXCEPTIONS. The City agrees that Company shall have no obligation with respect to any Confidential Information that the Company can establish:
- 42.3.1 Was already known to Company prior to being disclosed by the City;
  - 42.3.2 Was or becomes publicly known through no wrongful act of Company;
  - 42.3.3 Was rightfully obtained by Company from a third party without similar restriction and without breach hereof;
  - 42.3.4 Was used or disclosed by Company with the prior written authorization of the City;
  - 42.3.5 Was disclosed pursuant to the requirement or request of a governmental agency, which disclosure cannot be made in confidence, provided that, in such instance, Company shall first give to the City notice of such requirement or request;
  - 42.3.6 Was disclosed pursuant to the order of a court of competent jurisdiction or a lawfully issued subpoena, provided that the Company shall take



reasonable steps to obtain an agreement or protective order providing that this Contract will be applicable to all disclosures under the court order or subpoena.

#### 44. MISCELLANEOUS

- 44.1 ENTIRE AGREEMENT. This Contract, including all Exhibits and Attachments constitute the entire agreement between the parties with respect to the subject matter herein. There are no other representations, understandings, or agreements between the parties with respect to such subject matter. This Contract supersedes all prior agreements, negotiations, representations and proposals, written or oral. Notwithstanding the forgoing, the parties agree that the ITB and the Bid are relevant in resolving any ambiguities that may exist with respect to the language of this Contract
- 44.2 AMENDMENT. No amendment or change to this Contract shall be valid unless in writing and signed by the party against whom enforcement is sought. Amendments that involve or increase in the amounts payable by the City may require execution by a Department Director, the City Manager, or an Assistant City Manager; depending on the amount. Some increases may also require approval by City Council.
- 44.3 GOVERNING LAW AND JURISDICTION. North Carolina law shall govern the interpretation and enforcement of this Contract, and any other matters relating to this Contract (all without regard to North Carolina conflicts of law principles). All legal actions or other proceedings relating to this Contract shall be brought in a state or federal court sitting in Mecklenburg County, North Carolina. By execution of this Contract, the parties submit to the jurisdiction of such courts and hereby irrevocably waive any and all objections which they may have with respect to venue in any court sitting in Mecklenburg County, North Carolina.
- 44.4 BINDING NATURE AND ASSIGNMENT. This Contract shall bind the parties and their successors and permitted assigns. Neither party may assign this Contract without the prior written consent of the other. Any assignment attempted without the written consent of the other party shall be void. For purposes of this Section, a Change in Control, as defined in Section 42.8 constitutes an assignment.
- 44.5 SEVERABILITY. The invalidity of one or more of the phrases, sentences, clauses or sections contained in this Contract or the Exhibits shall not affect the validity of the remaining portion of this Contract or Exhibits so long as the material purposes of this Contract can be determined and effectuated. If any provision of this Contract or Exhibit is held to be unenforceable, then both parties shall be relieved of all obligations arising under such provision, but only to the extent that such provision is unenforceable, and this Contract shall be deemed amended by modifying such provision to the extent necessary to make it enforceable while preserving its intent.
- 44.6 NO PUBLICITY. No advertising, sales promotion or other materials of the Company or its agents or representations may identify or reference this Contract or the City in any manner without the prior written consent of the City. Notwithstanding the forgoing, the parties agree that the Company may list the City as a reference in responses to requests for proposals, and may identify the City as a customer in presentations to potential customers.
- 44.7 WAIVER. No delay or omission by either party to exercise any right or power it has under this Contract shall impair or be construed as a waiver of such right or

power. A waiver by either party of any covenant or breach of this Contract shall not constitute or operate as a waiver of any succeeding breach of that covenant or of any other covenant. No waiver of any provision of this Contract shall be effective unless in writing and signed by the party waiving the rights.

- 44.8 **CHANGE IN CONTROL.** In the event of a change in "Control" of the Company (as defined below), the City shall have the option of terminating this Contract by written notice to the Company. The Company shall notify the City within ten days of the occurrence of a change in control. As used in this Contract, the term "Control" shall mean the possession, direct or indirect, of either (i) the ownership of or ability to direct the voting of, as the case may be fifty-one percent (51%) or more of the equity interests, value or voting power in the Company or (ii) the power to direct or cause the direction of the management and policies of the Company whether through the ownership of voting securities, by contract or otherwise.
- 44.9 **NO BRIBERY.** The Company certifies that neither it, any of its affiliates or subcontractors, nor any employees of any of the forgoing has bribed or attempted to bribe an officer or employee of the City in connection with this Contract.
- 44.10 **FAMILIARITY AND COMPLIANCE WITH LAWS AND ORDINANCES.** The Company agrees to make itself aware of and comply with all local, state and federal ordinances, statutes, laws, rules and regulations applicable to the Services. The Company further agrees that it will at all times during the term of this Contract be in compliance with all applicable federal, state and/or local laws regarding employment practices. Such laws will include, but shall not be limited to workers' compensation, the Fair Labor Standards Act (FLSA), the Americans with Disabilities Act (ADA), the Family and Medical Leave Act (FMLA) and all OSHA regulations applicable to the work.
- 44.11 **TAXES.** The Company shall pay all applicable federal, state and local taxes which may be chargeable against the Products and/or Services.
- 44.12 **SURVIVAL OF PROVISIONS:** Those Sections of the Contract and the Exhibits, which by their nature would reasonably be expected to continue after the termination of the Contract shall survive the termination of the Contract, including but not limited to the following:

Section 3	“Term”
Section 13	“General Warranties”
Section 14	“Additional Representations and Warranties”
Section 22	“Guarantee”
Section 27	“Other Remedies”
Section 28	“Termination”
Section 32	“Indemnification”
Section 33	“Insurance”
Section 39	“Notices”
Section 43	“Confidentiality”
Section 44	“Miscellaneous”

- 44.13 NON-APPROPRIATION OF FUNDS. If City Council does not appropriate the funding needed by the City to make payments under this Contract for a given fiscal year, the City will not be obligated to pay amounts due beyond the end of the last fiscal year for which funds were appropriated. In such event, the City will promptly notify the Company of the non-appropriation and this Contract will be terminated at the end of the last fiscal year for which funds were appropriated. No act or omission by the City, which is attributable to non-appropriation of funds shall constitute a breach of or default under this Contract.
- 44.14 NC REQUIRED TERMS. The following terms are incorporated into this Contract for compliance with state law:
- 44.14.1 E-VERIFY. Company shall comply with the requirements of Article 2 of Chapter 64 of the North Carolina General Statutes, and shall require each of its subcontractors to do so as well.
- 44.14.2 NC Prohibition on Contracts with Company that Invest in Iran or Boycott Israel. Company certifies that: (i) it is not identified on the Final Divestment List or any other list of prohibited investments created by the NC State Treasurer pursuant to N.C.G.S. 147-86.58 (collectively, the “Treasurer’s IDA List”); (ii) it has not been designated by the NC State Treasurer pursuant to N.C.G.S. 147-86.81 as a company engaged in the boycott of Israel (such designation being referred to as the “Treasurer’s IB List”); and (iii) it will not take any action causing it to appear on the Treasurer’s IDA List or the Treasurer’s IB List during the term of this Contract. In signing this Contract Company further agrees, as an independent obligation, separate and apart from this Contract, to reimburse the City for any and all damages, costs and attorneys’ fees incurred by the City in connection with any claim that this Contract or any part thereof is void due to Company appearing on the Treasurer’s IDA List or the Treasurer’s IB List at any time before or during the term of this Contract.
- 44.15 PRE-AUDIT. No pre-audit certificate is required under N.C. Gen. Stat. 159-28(a) because this Contract is for an indefinite quantity with no minimum purchase requirement. Notwithstanding anything contained herein to the contrary, this Contract does not require the City to purchase a single product or service, and a

decision by the City to not make any purchase hereunder will violate neither this Contract nor any implied duty of good faith and fair dealing. The City has no financial obligation under this Contract absent the City's execution of a valid and binding purchase order or contract addendum containing a pre-audit certificate."

45. **CITY'S RESPONSIBILITIES.** City must return the equipment to Company in the same good and clean condition it was in when City received it, ordinary wear excepted. The equipment must be returned to Company at the Company branch from which it was rented. City acknowledges that it must confirm return receipt of the equipment by Company at the time the equipment is returned. Until such time as Company receives actual possession of the equipment, City agrees to hold said equipment in a safe and secure manner. City shall notify the renting branch by telephone or fax, prior to any equipment movements between City's job sites. The equipment will be used only in accordance with the manufacturer's instructions within its rated capacity.

City will promptly notify Company of any accident, damage or failure involving the equipment and will reasonably cooperate with Company in gathering information in connection therewith. City will perform or cause to be performed lubrication and readiness checks of the equipment, including but not limited to: checking of the equipment before each shift; checking and maintaining crankcase, transmission, cooling and fluid systems daily; and checking tire pressure and battery fluid and charge levels weekly. If the equipment fails to operate properly or becomes in need of repair, City will immediately cease using same and will immediately notify Company. City further agrees, at City's sole cost and expense, to secure and maintain in force during the entire term of the Rental Documentation insurance that meets the requirements set forth herein for the benefit of Company.

Company agrees to provide the equipment to City with full fuel tanks. City may return the equipment with full fuel tanks(s) or allow Company to refuel the equipment. If City returns the equipment with the fuel tank(s) less than full, City will pay to Company a sum equal to Company's then-applicable refueling service charge posted at the Company branch where the equipment is returned for the number of gallons required to refill the tank(s) at the time of return.

46. **RISK OF LOSS:** All loss of or damage to the equipment, unless such loss or damage results from a latent defect(s) or fault or negligence on the part of Company, while on rental and in City's care, custody or control, including, but not limited to, fire, flood, theft, comprehensive losses, collision and rollover, and Acts of God, will be the responsibility of City and will be paid to Company promptly upon City's receipt of an uncontested, itemized invoice therefor. Such responsibility is limited to: (1) reasonable repair cost; or, (2) the fair market value of the equipment at the time it is lost or damaged, less its salvage value. The cost of labor for such repairs will be either supplier's then prevailing reasonable hourly rate for labor, posted at the supplier branch where the equipment is to be repaired, or the repairer's reasonable hourly rate for labor charged to supplier for such repairs, as the case may be. Parts will be charged to City at Company's cost as reasonably charged to Company by the supplier or repairer, as the case may be. Use of the equipment by persons other than as provided for herein will be at City's sole risk. City and any Authorized Operator hereby assume all risk of loss or damage and waive all claims against Company by reason of any property left, or stored, by City or any other person in or upon the equipment.

47. **LIMITATION OF LIABILITY:** the parties agree that the maximum liability to which either party may be liable or responsible to the other party or any third party for any loss, damage or injury caused by, resulting from or in any way connected with the equipment and/or this contract shall be the total rental charges paid or payable by city under this contract. Both parties waive any and all consequential, indirect, special and punitive damages. This limitation of liability shall not apply to either party's indemnification obligations hereunder.

[Signature Page Follows]

IN WITNESS WHEREOF, and in acknowledgment that the parties hereto have read and understood each and every provision hereof, the parties have caused this Contract to be executed on the date first written above.

COMPANY: HERC RENTALS INC.


BY: 

PRINT NAME: Jason Oosterbeek

TITLE: Vice President

DATE: 9-11-18

CITY OF CHARLOTTE:  
CITY MANAGER'S OFFICE


BY: 

PRINT NAME: Sabrina Joy Hogg

TITLE: Deputy City Manager

DATE: 10/1/18

CITY OF CHARLOTTE:  
RISK MANAGEMENT DIVISION

BY: 

PRINT NAME: Christlee Gibson

TITLE: Insurance Manager

DATE: 9/22/18

**Exhibit A**  
**Discount Structure, Market Basket Pricing, Additional Fees and Incentives**

This Discount Structure, Market Basket Pricing, and Additional Fees are an Exhibit to and is incorporated into the Contract between the City of Charlotte and Herc Rentals Inc. ("the Contract"). Capitalized terms not defined in this Exhibit shall have the meanings assigned to such terms in the Contract.

Company must maintain the following fixed percentage discounts off the Company's most current published price list for the life of the Contract. All charges by the Company to the City and/or any Participating Public Agency must not exceed the pricing included in this Exhibit.

The rebate structure offered by the Company will go into effect on January 1, 2019 for the calendar year 2019.

Participating Public Agencies (PPA) can elect to sign the Company's Platinum Pricing Program Agreement under which the PPA will be offered selective pricing levels by the Company in return for PPA's promise to rent equipment exclusively from the Company during the term of the contract, subject to laws and regulations controlling in the PPA's jurisdiction.



**Rebates**

We have added additional value to the program by offering a volume incentive rebate, effective January 1, 2019 to all PPA's as follows:

- \$50,000 to \$100,000 = 0.5%
- \$100,001 to \$250,000 = 1.0%
- \$250,001 to \$500,000 = 1.5%
- \$500,001 to \$750,000 = 2.0%
- \$750,001 to \$1,000,000 = 2.5%
- \$1,000,001+ = 3.0%

PPAs will be eligible for this rebate beginning on January 1, 2019, and will be paid within ninety (90) days or sooner of calendar year end. Any agency that starts the program after the first of the year will be prorated. The program will reset every year on January 1st.

To receive the volume incentive the PPA must be in good credit standing with Herc and up to date with their payables.

**Additional Savings**

Herc is providing additional cost savings by removing our Environmental and Emissions Surcharge which equates to approximately 2% of every transaction and a cost Herc incurs to meet the highest standards of equipment and service. Herc is also waiving the vehicle licensing fee which saves customers up to \$2.50 per day and absorbing the transportation surcharge as part of our delivery fees, equating to a 6% savings.

**Emergency Response**

Throughout our history, we have been heavily involved with disaster preparedness and relief; most recently, before, during and after Hurricane Harvey and Hurricane Irma. As a disaster event occurs or is anticipated, Herc actively monitors the situation and mobilizes equipment in preparation for response and relief efforts. Our presence in the affected areas will deliver power generation, climate control, dehumidification and water removal, as well as other solutions, depending on the event.

In the event of a disaster and due to our long-standing relationship, Herc will honor the contractual pricing for our standard single shift. Double and triple shifts will be billed accordingly based on customer needs. Herc, in reflecting our partnership throughout the years will not mandate a minimum duration, which is standard in the industry.



## **Exhibit B**

### **Scope of Services**

This Scope of Services is an Exhibit to and is incorporated into the Contract between the City of Charlotte ("City") and Herc Rentals Inc. ("the Contract"). Capitalized terms not defined in this Exhibit shall have the meanings assigned to such terms in the Contract.

#### **2.1 General Scope**

The Company shall provide Rental Equipment and Services to the City and Participating Public Agencies ("PPA") that elect to use this Contract.

Participating Public Agencies may have additional specific requirements that might not be a requirement of the City. The Company agrees to provide additional information or documentation to Participating Public Agencies as may be required per the Master Intergovernmental Cooperative Purchasing Agreement (between the City and the PPA). The Company agrees to comply with additional state, or local laws and policies of the individual Participating Public Agencies.

#### **2.2 Product Standards and Service Level Requirements**

All Products offered must be the latest design and technology. It is essential that all Equipment Rentals and Related Products and Services be in compliance with all current and applicable ASTM Standards and other applicable laws and regulations in the state of North Carolina or in accordance with the laws and applicable purchasing policies of the State and locality where the Participating Public Agencies exists.

**2.2.1** Any equipment rented shall be guaranteed to be fully functional and capable of performing the task(s) it was designed to perform under the manufacturer's guidelines. All safety equipment and all associated attachments shall be in place and functioning per the manufacturer's design. Any equipment not functioning properly, or becoming non-functional during operation, shall be picked up and replaced by the Company at no additional charge to the PPA during the rental period. Routing repairs not caused by misuse of the equipment shall be provided at no additional cost to the PPA.

**2.2.2** At the time the PPA takes possession of the equipment, the Company shall provide information regarding current condition and any visual, pre-existing damage to the equipment. The Company and the PPA will review the equipment condition at the point of delivery as well as at the point of return. No rental fees shall be charged to a PPA without the signed receipt of acceptance of the equipment.

**2.2.3** The proposal response shall include a sample of any service agreement or contract that the PPA will be required to sign. The service Agreement shall clearly indicate and describe any and all charges that will be assessed at time of rental. Documents produced for signature after an award is made, which were not submitted with the proposal response, will not be considered or made part of any Contract that results from this solicitation.

**2.2.4** At the time of any rental of equipment under the terms of the resulting Contract, PPA representatives may sign the Company's standard Rental Agreement/Delivery Ticket as evidence of receipt of the equipment. PPA representatives accepting equipment will not be authorized to obligate or

bind the respective agency to contractual terms and conditions; therefore, signature on a Rental Agreement/Delivery Ticket is solely an acknowledgement of receipt of the equipment. Any pre-printed terms on the Rental Agreement/Delivery Ticket shall govern the rental transaction only to the extent the terms are not in addition to, or in conflict of, the terms of the Master Agreement which shall govern all transactions between parties.

## 2.3 **Optional Purchase of Equipment**

**2.3.1 Purchase of New Equipment:** All purchases of new equipment shall be new, unused, fully functional and capable of performing the task(s) it was designed to perform under the manufacturer's guidelines. All available manufacturers' warranties shall apply. No cost may be charged to a PPA without a signed receipt of acceptance of the equipment.

**2.3.2 Purchase of Used Equipment:** All used equipment shall be fully functional and capable of performing the task(s) it was designed to perform under the manufacturer's guidelines. All available manufacturers' warranties shall apply. No cost may be charged to a PPA without a signed receipt of acceptance of the equipment. All safety equipment/attachments will be in place and functioning per the manufacturer's design. Any visual or pre-existing damage to the equipment shall be clearly defined in writing and signed off on by the PPA making the purchase. The supplier and the PPA will review the equipment condition at point of delivery. No fees may be charged to a PPA without a signed receipt of acceptance of the equipment.

**2.3.3 Purchase:** Company shall provide a discount off of a catalog, published retail list or manufacturer's list price for the purchase of new or used equipment. The purchase discounts offered to the Lead Public Agency and Participating Public Agencies for all categories included as **Attachment 1 – Purchase Discounts (fifth tab)**.

**2.3.4 Rebates:** Please include any rebates offered to Lead Public Agency and Participating Public Agencies.

### 2.3.5 **Additional Fees**

Company shall provide prices for all additional fees provided as **Attachment 1 – Additional Fees (second tab)** to include, but not limited to:

1. Company must specify all delivery, setup, pickup and related fees.
2. Other fees, such as insurance, environmental recovery, cleaning, refueling or any other fees must be clearly identified.

## 2.4 **Price Adjustments.**

**All proposed pricing shall remain firm for the first year of the subsequent Contract (through December 31, 2019).** Company may request price increases for consideration at least sixty (60) days prior to each anniversary of the Contract effective date. All requests must be submitted in writing to City of Charlotte Procurement Management along with documentation of bona fide materials and labor increases for the cost of Products. No adjustments shall be made to compensate a Company for inefficiency in operation or for additional profit. Price decreases shall be accepted at any time during the term of the contract.

## 2.5 **New Products and Services**

New Products and Services may be added to the Contract during the term of the Contract by written amendment, to the extent that those Products and Services are within the scope of this Contract and include, but will not be limited to, new Product added to the

Manufacturer's listing offerings, and services which reflect new technology and improved functionality. All requests are subject to review and approval of the City of Charlotte.

**2.6 Training**

The Company shall provide all operational and safety training associated with any equipment included in the resulting Contract. This includes any OSHA required certifications or licenses associated with rental of provided equipment. The Proposal response shall include a complete description of training (methods of delivery, available locations, duration, content, etc.) along with pricing structure for each.

**2.7 Installation**

All Products provided under this Contract that require assembly and installation should be performed by the awarded Company's certified installers. All installation work must meet the manufacturer's specifications and industry standards.

**2.8 Safety**

Company and installers or subcontractors performing services for the City shall comply with all Occupational Safety and Health Administration (OSHA), State and County Safety and Occupational Health Standards and any other applicable rules and regulations. The Company and subcontractors shall be held responsible for the safety of their employees and any unsafe acts or conditions that may cause injury or damage to any persons or property within and around the work site area under this contract.

**2.9 Delivery**

Company will be responsible for the delivery, setup and pickup of all equipment to the City or Participating Public Agencies in compliance with agreed upon Contract terms. Timely delivery is important to the City and Participating Public Agencies.

**2.10 Optional Work**

Company will be required to provide quotations on a case-by-case basis for optional related work as may be required to provide a full turnkey solution to Participating Public Agencies.

**2.11 Reports**

Company must maintain all records in compliance with federal and state regulations. A statistical report and an annual tabulated report must be submitted electronically to the City upon request.

**2.12 Prevailing Wages**

Company must comply with the prevailing wage requirements of each state. Please include any exceptions to this requirement in your proposal response, per Section 2.6.12 of this RFP.

## **Exhibit C**

### **Charlotte Business INClusion Program**

#### Charlotte Business INClusion Program

Pursuant to Charlotte City Council's adoption of the Charlotte Business INClusion (CBI) Policy, the CBI program promotes diversity, inclusion, and local business opportunities in the City's contracting and procurement process for Minority, Women, and Small Business Enterprises (MWSBEs) headquartered in the Charlotte Combined Statistical Area (CSA). The CBI Policy is posted at: [www.charlottebusinessinclusion.com](http://www.charlottebusinessinclusion.com).

The City is committed to promoting opportunities for maximum participation of certified MWSBEs on City funded contracts at both the Prime and Subcontract level. For MWSBE participation to count towards a Goal, MWSBEs must meet both the certification and geographic requirements as detailed throughout this solicitation and in the CBI Policy.

Company is required to provide an MWSBE Participation Plan, describing your approach and past history with MWSBE utilization. The Participation Plan should include at a minimum the following elements:

- Identify MWSBE vendors you propose to use on the project;
- Identify outreach efforts that will be employed by the Company to maximize MWSBE inclusion throughout the life of the project;
- Identify specific scopes of work to be performed by MWSBEs;
- Document the overall percentage to be committed to MWSBEs; and
- Describe your approach and past history utilizing MWSBEs (include a list of past projects and your MWSBE utilization on said projects).
- The City has established the following MWSBE Goals for all development, planning, design, consulting, pre-construction and construction work, and for any other work, services and products provided on the Project:

This Contract has an aggregate MWSBE Goal of 10% for the City of Charlotte usage estimated to be \$800,000 annually: The total work performed by MWSBEs in the aggregate.

#### Subcontracting

The Company given contract award shall be the prime contractor and shall be solely responsible for contractual performance. In the event of a subcontracting relationship, the Company shall remain the prime contractor and will assume all responsibility for the performance of the Services that are supplied by all subcontractors. The City retains the right to approve all subcontractors.

**Section 6  
Required Forms**



**REQUIRED FORM 5 – M/W/SBE PARTICIPATION PLAN**

**RFP # 269-2018-047**

**Equipment Rentals and Related Products and Services**

The City maintains a strong commitment to the inclusion of MWSBEs in the City’s contracting and procurement process. Companies responding to this RFQ are required to provide an MWSBE Participation Plan as outlined in Section 1.6.6 along with this required Form 4.

The City has established the following MWSBE Goals for all development, planning, design, consulting, pre-construction and construction work, and for any other work, services and products provided on the Project:

- **Aggregate MWSBE Goal 10% for City of Charlotte usage estimated to be \$800,000 annually.**

A list of current registered and certified MWSBEs can be found at: [www.charlottebusinessinclusion.com](http://www.charlottebusinessinclusion.com).

Please indicate if **your company** is any of the following:

\_\_\_ MBE    \_\_\_ WBE    \_\_\_ SBE

List information for each MWSBE to be Utilized on this Project	
<i>Copy this form as directed to list all MWSBE</i>	
<b>Firm Name</b>	Streeter Trucking
<b>Work to be Performed</b>	Equipment Hauling
<b>Dollar Amount</b>	\$25,000
<b>Firm Name</b>	Shoreline Trucking
<b>Work to be Performed</b>	Equipment Hauling
<b>Dollar Amount</b>	\$25,000
<b>Firm Name</b>	EASTWAY WRECKER SERVICE, INC.
<b>Work to be Performed</b>	Equipment Hauling

**Section 6  
Required Forms**

<b>Dollar Amount</b>	\$25,000
<b>Firm Name</b>	RW Trucking, Inc
<b>Work to be Performed</b>	Equipment Hauling
<b>Dollar Amount</b>	\$25,000
<b>Firm Name</b>	Murphy Law Trucking, LLC
<b>Work to be Performed</b>	Equipment Hauling
<b>Dollar Amount</b>	\$25,000

Company Name: Herc Rentals, Inc.

Representative (signed): 

6/21/2018  
Date

Jason Oosterbeek  
Representative Name

Contract NO. 2019000318  
Vendor No. 20941**CBI FORM 4 - Letter of Intent**

<b>Contract Goods or Services:</b>	Citywide Drug and Alcohol Testing Services
------------------------------------	--

<b>To be completed by the Prime Company:</b>	
Name of Prime Company:	Herc Rentals Inc. Vendor #:
Address:	27500 Riverview Center Blvd, Bonita Springs, FL 34134
Contact Person:	Greg Reyburn Email: greg.reyburn@hercrentals.com
Telephone:	617-417-3736 Fax: 866-294-6490

Identify in complete details the goods or services to be provided by the MWSBE Subcontractor:

Subcontractors to provide hauling services.

Value of the goods or services committed to be purchased from the MWSBE Subcontractor: \$ \_\_\_\_\_

<b>To be completed by MWSBE Subcontractor:</b>	
Name of MWSBE:	James Streeter Trucking Vendor #:
Address:	6824 Old Statesville Rd, Charlotte, NC 28269
Contact Person:	James Streeter Email: streetertrucking@aol.com
Telephone:	(704) 509-1250 Fax:

Value of the goods or services committed to be purchased from the MWSBE Subcontractor: \$ 25,000

<b>To be completed by MWSBE Subcontractor:</b>	
Name of MWSBE:	Shoreline Trucking Vendor #:
Address:	1736 Dickerson Blvd Ste-F Monroe, NC 28110
Contact Person:	Horace Shaw Email: shorelinetruckingllc@gmail.com
Telephone:	(704) 526-7074 Fax:

Value of the goods or services committed to be purchased from the MWSBE Subcontractor: \$ 25,000

<b>To be completed by MWSBE Subcontractor:</b>	
Name of MWSBE:	Eastway Wrecker Service Inc Vendor #:
Address:	2801 Wilkinson Blvd, Charlotte, NC 28208
Contact Person:	Karen Email: Karen@eastwaywreckemc.com
Telephone:	(704) 393-3027 Fax:

Upon execution of a Contract with the City for the above referenced goods or services, the Prime Company certifies that it intends to utilize the MWSBE listed above, and that the description and value of work to be performed by the MWSBE

Contract NO. 2019000318  
Vendor No. 20941

Subcontractor described above is accurate. The MWSBE Subcontractor certifies that it has agreed to provide such goods or services for the amount stated above.

Prime Contractor:	_____	Date:	_____
	Signature and Title		
MWSBE Subcontractor:	_____	Date:	_____
	Signature and Title		
	James Streeter Trucking		
MWSBE Subcontractor:	<u>Horace Shaw</u> Owner	Date:	<u>9-12-19</u>
	Signature and Title		
	Shoreline Trucking		
MWSBE Subcontractor:	_____	Date:	_____
	Signature and Title		
	Eastway Wrecking Service Inc.		



Contract No. 2019000318  
Vendor No. 20941



**CBI FORM 4 - Letter of Intent**

<b>Contract Goods or Services:</b>	Citywide Drug and Alcohol Testing Services
------------------------------------	--

<b>To be completed by the Prime Company:</b>	
Name of Prime Company:	Herc Rentals Inc. Vendor #:
Address:	27500 Riverview Center Blvd, Bonita Springs, FL 34134
Contact Person:	Greg Reyburn Email: greg.reyburn@hercrentals.com
Telephone:	617-417-3736 Fax: 866-294-6490

Identify in complete details the goods or services to be provided by the MWSBE Subcontractor:

Subcontractor to provide automotive services

Value of the goods or services committed to be purchased from the MWSBE Subcontractor: \$

<b>To be completed by MWSBE Subcontractor:</b>	
Name of MWSBE:	Cook Truck Equipment & Tools Inc. Vendor #: 8795
Address:	2517 Starita Road, Charlotte, NC 28269
Contact Person:	Joy Cook Email: Kashacooktruck@gmail.com
Telephone:	704 392-4138 Fax: 704-394-5445

Value of the goods or services committed to be purchased from the MWSBE Subcontractor: \$ 25,000

<b>To be completed by MWSBE Subcontractor:</b>	
Name of MWSBE:	Vendor #:
Address:	
Contact Person:	Email:
Telephone:	( ) Fax:

Value of the goods or services committed to be purchased from the MWSBE Subcontractor: \$ 25,000

<b>To be completed by MWSBE Subcontractor:</b>	
Name of MWSBE:	Vendor #:
Address:	
Contact Person:	Email:
Telephone:	( ) Fax:

Upon execution of a Contract with the City for the above referenced goods or services, the Prime Company certifies that it intends to utilize the MWSBE listed above, and that the description and value of work to be performed by the MWSBE

Contract NO. 2019000318  
Vendor No. 20941

Subcontractor described above is accurate. The MWSBE Subcontractor certifies that it has agreed to provide such goods or services for the amount stated above.

Prime Contractor:	_____	Date:	_____
	Signature and Title		
MWSBE Subcontractor:	<i>W.T. Cook</i> president	Date:	9/19/2018
	Signature and Title		
<b>W.T. Cook,</b>	Cook Truck Equipment & Tools Inc.		
MWSBE Subcontractor:	_____	Date:	_____
	Signature and Title		
MWSBE Subcontractor:	_____	Date:	_____
	Signature and Title ,		

Contract NO. 2019000318  
Vendor No. 20941**CBI FORM 4 - Letter of Intent**

<b>Contract Goods or Services:</b>	Citywide Drug and Alcohol Testing Services
------------------------------------	--

<b>To be completed by the Prime Company:</b>	
Name of Prime Company:	Herc Rentals Inc. Vendor #:
Address:	27500 Riverview Center Blvd, Bonita Springs, FL 34134
Contact Person:	Greg Reyburn Email: greg.reyburn@hercrentals.com
Telephone:	617-417-3736 Fax: 866-294-6490

Identify in complete details the goods or services to be provided by the MWSBE Subcontractor:

Subcontractor to provide automotive services

Value of the goods or services committed to be purchased from the MWSBE Subcontractor: \$ \_\_\_\_\_

<b>To be completed by MWSBE Subcontractor:</b>	
Name of MWSBE:	Donald Gardner's Paint & Body, Inc. Vendor #: 74947
Address:	3300 Beam Rd, Charlotte, NC 28217
Contact Person:	Susan Gardner Email: pntnbody@aol.com
Telephone:	(704) 527-4739 Fax:

Value of the goods or services committed to be purchased from the MWSBE Subcontractor: \$ 25,000

<b>To be completed by MWSBE Subcontractor:</b>	
Name of MWSBE:	Vendor #:
Address:	
Contact Person:	Email:
Telephone:	( ) Fax:

Value of the goods or services committed to be purchased from the MWSBE Subcontractor: \$ 25,000

<b>To be completed by MWSBE Subcontractor:</b>	
Name of MWSBE:	Vendor #:
Address:	
Contact Person:	Email:
Telephone:	( ) Fax:

Upon execution of a Contract with the City for the above referenced goods or services, the Prime Company certifies that it intends to utilize the MWSBE listed above, and that the description and value of work to be performed by the MWSBE

Contract NO. 2019000318  
Vendor No. 20941

Subcontractor described above is accurate. The MWSBE Subcontractor certifies that it has agreed to provide such goods or services for the amount stated above.

Prime Contractor:	_____	Date:	_____
	Signature and Title		
MWSBE Subcontractor:	<i>Susan L. Gardner / President</i>	Date:	<i>Sept. 21, 2018</i>
	Signature and Title		
	Donald Gardner's Paint & Body, Inc.		
MWSBE Subcontractor:	_____	Date:	_____
	Signature and Title		
MWSBE Subcontractor:	_____	Date:	_____
	Signature and Title .		



**CBI FORM 6: Payment Affidavit of Subcontractor Utilization**

The Company shall submit this form monthly detailing aggregate payments to MWSBE Subcontractors.

Prime Company Name: \_\_\_\_\_ Contract #: \_\_\_\_\_

Contract Goods or Services: \_\_\_\_\_

Payment Period: \_\_\_\_\_ to \_\_\_\_\_

City Department(s): \_\_\_\_\_

Subcontractor	Certification (MBE, WBE, and/or SBE)	Vendor #	Description of Work Performed	# of Payments this Period	Payment Total

Please indicate the total amount invoiced to the City during this period: \$ \_\_\_\_\_

The undersigned Company certifies the preceding chart is a true and accurate statement of all payments that have been made to MWSBE subcontractors on this Contract, and that all Suppliers providing goods under this contract have been listed in the Sales Tax Statements submitted to the City in connection with this Payment Affidavit. If no subcontractors or suppliers are listed on the preceding chart or Sales Tax Statements, the Company certifies that no subcontractors or suppliers were used in performing the Project/Contract for the payment period indicated. Failure to provide accurate and truthful information is a violation of the Charlotte Business Inclusion Policy and may result in the sanctions prescribed therein.

This \_\_\_\_\_ day of \_\_\_\_\_ 20 \_\_\_\_\_

\_\_\_\_\_  
Signature Print Name and Title

<b>To be completed by City:</b>		Overall MWSBE Goal:	%
Total Paid to Prime Company:	\$	Overall MWSBE Commitment:	%
Total Paid to MWSBEs:	\$	MWSBE Goal Attainment this period:	%

Section 6  
Required Forms

REQUIRED FORM 8 – NON-DISCRIMINATION PROVISION  
RFP #269-2018-047 Equipment Rentals and Related Products and Services


All requests for Bids or Proposals issued for City Contracts shall include a certification to be completed by the Bidder or Proposer in substantially the following form:

The undersigned Bidder or Proposer hereby certifies and agrees that the following information is correct:

1. In preparing it's the enclosed Bid or Proposal, the Bidder or Proposer has considered all Bids and Bids submitted from qualified, potential subcontractors and Company, and has not engaged in discrimination as defined in Section 2.
2. For purposes of this Section, discrimination means discrimination in the solicitation, selection, or treatment of any subcontractor, vendor or supplier on the basis of race, ethnicity, gender, age or disability or any otherwise unlawful form of discrimination. Without limiting the foregoing, discrimination also includes retaliating against any person or other entity for reporting any incident of discrimination.
3. Without limiting any other remedies that the City may have for a false certification, it is understood and agreed that, if this certification is false, such false certification will constitute grounds for the City to reject the Bid or Proposal submitted with this certification, and terminate any Contract awarded based on such Bid or Proposal It shall also constitute a violation of the City's Commercial Non-Discrimination Ordinance and shall subject the Bidder or Proposer to any remedies allowed thereunder, including possible disqualification from participating in City Contracts or Bid processes for up to two years.
4. As a condition of Contracting with the City, the Bidder or Proposer agrees to promptly provide to the City all information and documentation that may be requested by the City from time to time regarding the solicitation and selection of Company and subcontractors in connection with this solicitation process. Failure to maintain or failure to provide such information shall constitute grounds for the City to reject the Bid or Proposal and to any Contract awarded on such Bid or Proposal. It shall also constitute a violation of the City's Commercial Non-Discrimination Ordinance, and shall subject the Bidder or Proposer to any remedies that are allowed thereunder.
5. As part of its Bid, or Proposal, the Bidder or Proposer shall provide to the City a list of all instances within the past ten years where a complaint was filed or pending against Bidder or Proposer in a legal or administrative proceeding alleging that Bidder or Proposer discriminated against its subcontractors, vendors or suppliers, and a description of the status or resolution of that complaint, including any remedial action taken.
6. As a condition of submitting a Bid to the City, the Bidder or Proposer agrees to comply with the City's Commercial Non-Discrimination Policy as described in Section 2, Article V of the Charlotte City Code, and consents to be bound by the award of any arbitration conducted thereunder.

NAME OF COMPANY: Herc Rentals Inc.

BY: Jason Oosterbeek TITLE: Vice President

SIGNATURE OF AUTHORIZED OFFICIAL: 

DATE: 01/21/2018

Section 6  
Required Forms

**REQUIRED FORM 9 – DEBARMENT CERTIFICATION**

**CERTIFICATION REGARDING DEBARMENT, SUSPENSION AND OTHER RESPONSIBILITY MATTERS**


The bidder, or service provider, as appropriate, certifies to the best of its knowledge and belief that neither it nor any of its officers, directors, managers who will be working under this Contract or persons or entities holding a greater than 10% equity interest in it (collectively "Principals"):

1. Are presently debarred, suspended, proposed for debarment, declared ineligible, or voluntarily excluded from covered transactions by any federal or state department or agency in the United States;
2. Have within a three-year period preceding this proposal been convicted of or had a civil judgment rendered against them for commission of fraud or a criminal offense in connection with obtaining, attempting to obtain, or performing a public (federal, state or local) transaction or contract; violation of federal or state anti-trust or procurement statutes or commission of embezzlement, theft, forgery, bribery, falsification or destruction of records, making false statements, or receiving stolen property;
3. Are presently indicted for or otherwise criminally or civilly charged by a government entity, (federal, state or local) with commission of any of the offenses enumerated in paragraph 2 of this certification; and
4. Have within a three year period preceding this application/proposal had one or more public transactions (federal, state or local) terminated for cause or default.

I understand that a false statement on this certification may be grounds for rejection of this proposal or termination of the award or in some instances, criminal prosecution.. [Select one of the options below by checking associated box and completing associated blanks.]

**Option 1: I certify to all of the above statements.**

COMPANY NAME: Herc Rentals Inc.

BY:   
(signature)

PRINT NAME: Jason Oosterbeek

TITLE: Vice President

DATE: 6/21/2018

**Option 2: I cannot certify to one or more the above statements. Attached is my explanation.**

COMPANY NAME: \_\_\_\_\_

BY: \_\_\_\_\_  
(signature)

PRINT NAME: \_\_\_\_\_

TITLE: \_\_\_\_\_

DATE: \_\_\_\_\_

Note: If unable to certify (Option 2 is selected), the bidder or service provider may still be awarded depending upon the explanation offered.

## **Exhibit D**

### **Federal Contract Terms and Conditions**

This Exhibit is attached and incorporated into the Contract to Provide Equipment Rentals and Related Products and Services (the "Contract") between the City of Charlotte and Herc Rentals Inc. ("Company"). Capitalized terms not defined in this Exhibit shall have the meanings assigned to such terms in the Contract. In the event of a conflict between this Exhibit and the terms of the main body of the Contract or any other exhibit or appendix, the terms of this Exhibit shall govern.

1. **Debarment and Suspension.** The Company represents and warrants that, as of the Effective Date of the Contract, neither the Company nor any subcontractor or subconsultant performing work under this Contract (at any tier) is included on the federally debarred bidder's list listed on the government wide exclusions in the System for Award Management (SAM), in accordance with the OMB guidelines at 2 CFR 180 that implement Executive Orders 12549 (3 CFR part 1986 Comp., p. 189) and 12689 (3 CFR part 1989 Comp., p. 235), "Debarment and Suspension." If at any point during the Contract term the Company or any subcontractor or subconsultant performing work at any tier is included on the federally debarred bidder's list, the Company shall notify the City immediately.
2. **Record Retention.** The Company certifies that it will comply with the record retention requirements detailed in 2 CFR § 200.333. The Company further certifies that vendor will retain all records as required by 2 CFR § 200.333 for a period of three years after it receives City notice that the City has submitted final expenditure reports or quarterly or annual financial reports, as applicable, and all other pending matters are closed.
3. **Procurement of Recovered Materials.** The Company represents and warrants that in its performance under the Contract, the Company shall comply with section 6002 of the Solid Waste Disposal Act, as amended by the Resource Conservation and Recovery Act. The requirements of Section 6002 include procuring only items designated in guidelines of the Environmental Protection Agency (EPA) at 40 CFR Part 247 that contain the highest percentage of recovered materials practicable, consistent with maintaining a satisfactory level of competition, where the purchase price of the item exceeds \$10,000 or the value of the quantity acquired during the preceding fiscal year exceeded \$10,000; procuring solid waste management services in a manner that maximizes energy and resource recovery; and establishing an affirmative procurement program for procurement of recovered materials identified in the EPA guidelines.
4. **Clean Air Act and Federal Water Pollution Control Act.** Company agrees to comply with all applicable standards, orders or regulations issued pursuant to the Clean Air Act (42 U.S.C. 7401-7671q) and the Federal Water Pollution Control Act as amended (33 U.S.C. 1251-1387). Violations must be reported to the Federal awarding agency and the Regional Office of the Environmental Protection Agency (EPA)
5. **Energy Efficiency.** The Company certifies that the Company will be in compliance with mandatory standards and policies relating to energy efficiency which are contained in the state energy conservation plan issued in compliance with the Energy Policy and Conservation Act (Pub. L. 94-163, 89 Stat. 871).
6. **Byrd Anti-Lobbying Amendment (31 U.S.C. 1352).** Company certifies that:
  - a. No federal appropriated funds have been paid or will be paid, by or on behalf of the Company, to any person for influencing or attempting to influence an officer or employee of an agency, a Member of Congress, an officer or employee of Congress, or an



- employee of a Member of Congress in connection with the awarding of any Federal contract, the making of any Federal grant, the making of any Federal Loan, the entering into of any cooperative agreement, and the extension, continuation, renewal, amendment, or modification of and Federal contract, grant, loan, or cooperative agreement.
- b. If any funds other than federal appropriated funds have been paid or will be paid to any person for making lobbying contacts to an officer or employee of an agency, a Member of Congress, an officer or employee of Congress, or an employee of a Member of Congress in connection with this federal contract, grant, loan, or cooperative agreement, the Company shall complete and submit Standard Form—LLL, "Disclosure Form to Report Lobbying," in accordance with its instructions [as amended by "Government wide Guidance for New Restrictions on Lobbying," 61 Fed. Reg. 1413 (1/19/96).
  - c. The Company shall require that the language of this certification be included in the award documents for all subawards at all tiers (including subcontracts, subgrants, and contracts under grants, loans, and cooperative agreements) and that all subrecipients shall certify and disclose accordingly.
7. **Contract Work Hours and Safety Standards Act (40 U.S.C. 3701-3708).** If the Contract is in excess of \$100,000 and involves the employment of mechanics or laborers, the Company must comply with 40 U.S.C. 3702 and 3704, as supplemented by Department of Labor regulations (29 CFR Part 5). Under 40 U.S.C. 3702 of the Act, the Company is required to compute the wages of every mechanic and laborer on the basis of a standard work week of 40 hours. Work in excess of the standard work week is permissible provided that the worker is compensated at a rate of not less than one and a half times the basic rate of pay for all hours worked in excess of 40 hours in the work week. These requirements do not apply to the purchases of supplies or materials or articles ordinarily available on the open market, or purchases of transportation or transmission of intelligence.
8. **Right to Inventions.** If the federal award is a "funding agreement" under 37 CFR 401.2 and the City wishes to enter into a contract with a small business firm or nonprofit organization regarding the substitution of parties, assignment of performance or experimental, developmental or research work thereunder, the City must comply with 37 CFR Part 401, "Rights to Inventions Made by Nonprofit Organizations and Small Business Firms Under Government Grants, Contracts and Cooperative Agreements," and any implementing regulations issued by the awarding agency.





# ADDITIONAL REMARKS SCHEDULE

AGENCY Aon Risk Services South, Inc.		NAMED INSURED HERC Rentals Inc.	
POLICY NUMBER See Certificate Number: 570072954376			
CARRIER See Certificate Number: 570072954376	NAIC CODE	EFFECTIVE DATE:	

### ADDITIONAL REMARKS

THIS ADDITIONAL REMARKS FORM IS A SCHEDULE TO ACORD FORM,  
**FORM NUMBER:** ACORD 25 **FORM TITLE:** Certificate of Liability Insurance

Additional Description of Operations / Locations / Vehicles:

how notice of cancellation may be delivered to certificate holders in accordance with the policy provisions of each policy.

Contract#: 2019000318  
Amendment#: 1  
Vendor#: 20941

STATE OF NORTH CAROLINA  
COUNTY OF MECKLENBURG

**FIRST AMENDMENT TO THE AGREEMENT TO PROVIDE  
EQUIPMENT RENTALS AND RELATED PRODUCTS AND SERVICES**

**THIS FIRST AMENDMENT TO THE AGREEMENT TO PROVIDE EQUIPMENT RENTALS AND RELATED PRODUCTS AND SERVICES** (this "First Amendment") is made and entered into this 15<sup>th</sup> day of July 2019, by and between Herc Rentals Inc, a corporation doing business in North Carolina (the "Company"), and the City of Charlotte, a North Carolina municipal corporation (the "City").

**Statement of Background and Intent**

- A. The City of Charlotte and the Company entered into an Agreement dated November 1, 2018 (the "Contract") pursuant to which the Company agreed to provide Equipment Rentals and Related Products and Services for the City of Charlotte.
- B. The parties now desire to amend the Contract to incorporate certain other changes.

NOW, THEREFORE, in consideration of the mutual covenants and agreements contained herein, the parties hereby agree to the following:

**A G R E E M E N T**

- 1. The terms of the Contract are restated by and incorporated into this First Amendment by reference.
- 2. Defined terms used in this First Amendment shall have the same meaning as are assigned to such terms in the Contract.
- 3. This First Amendment incorporates an updated 2019 Equipment List and Gold and Platinum Pricing Schedules as specified in Exhibit A (attached) and becomes effective on July 15, 2019.
- 4. Except to the extent specifically provided above, this amendment shall not be interpreted or construed as waiving any rights, obligations, remedies, or claims the parties may otherwise have under the Contract.
- 5. In all other respects and except as modified herein, the terms of the Contract shall remain in force and effect.

*[Signature Page Follows]*

Contract#: 2019000318  
Amendment#: 1  
Vendor#: 20941

IN WITNESS WHEREOF, and in acknowledgement that the parties hereto have read and understood each and every provision hereof, the parties have caused this First Amendment to be executed as of the date first written above.

HERC RENTALS INC.

BY:   
(signature)

PRINT NAME: Jason Oosterbeek

TITLE: Vice President

DATE: 7/15/19

CITY OF CHARLOTTE:  
CITY MANAGER'S OFFICE

BY: \_\_\_\_\_  
(signature)

PRINT NAME: \_\_\_\_\_

TITLE: \_\_\_\_\_

DATE: \_\_\_\_\_

Contract#: 2019000318  
Amendment#: 1  
Vendor#: 20941

STATE OF NORTH CAROLINA  
COUNTY OF MECKLENBURG

**FIRST AMENDMENT TO THE AGREEMENT TO PROVIDE  
EQUIPMENT RENTALS AND RELATED PRODUCTS AND SERVICES**

**THIS FIRST AMENDMENT TO THE AGREEMENT TO PROVIDE EQUIPMENT RENTALS AND RELATED PRODUCTS AND SERVICES** (this "First Amendment") is made and entered into this 15<sup>th</sup> day of July 2019, by and between Herc Rentals Inc, a corporation doing business in North Carolina (the "Company"), and the City of Charlotte, a North Carolina municipal corporation (the "City").

**Statement of Background and Intent**

- A. The City of Charlotte and the Company entered into an Agreement dated November 1, 2018 (the "Contract") pursuant to which the Company agreed to provide Equipment Rentals and Related Products and Services for the City of Charlotte.
- B. The parties now desire to amend the Contract to incorporate certain other changes.

NOW, THEREFORE, in consideration of the mutual covenants and agreements contained herein, the parties hereby agree to the following:

**A G R E E M E N T**


- 1. The terms of the Contract are restated by and incorporated into this First Amendment by reference.
- 2. Defined terms used in this First Amendment shall have the same meaning as are assigned to such terms in the Contract.
- 3. This First Amendment incorporates an updated 2019 Equipment List and Gold and Platinum Pricing Schedules as specified in Exhibit A (attached) and becomes effective on July 15, 2019.
- 4. Except to the extent specifically provided above, this amendment shall not be interpreted or construed as waiving any rights, obligations, remedies, or claims the parties may otherwise have under the Contract.
- 5. In all other respects and except as modified herein, the terms of the Contract shall remain in force and effect.

*[Signature Page Follows]*

Contract#: 2019000318  
Amendment#: 1  
Vendor#: 20941

IN WITNESS WHEREOF, and in acknowledgement that the parties hereto have read and understood each and every provision hereof, the parties have caused this First Amendment to be executed as of the date first written above.

HERC RENTALS INC.

BY:   
(signature)

PRINT NAME: Jason Oosterbeek

TITLE: Vice President

DATE: 7/15/19

CITY OF CHARLOTTE:  
CITY MANAGER'S OFFICE

BY: \_\_\_\_\_  
(signature)

PRINT NAME: \_\_\_\_\_

TITLE: \_\_\_\_\_

DATE: \_\_\_\_\_







Contract#: 2019000318  
Amendment#: 2  
Vendor#: 20941

STATE OF NORTH CAROLINA  
COUNTY OF MECKLENBURG

**SECOND AMENDMENT TO THE AGREEMENT TO PROVIDE  
EQUIPMENT RENTALS AND RELATED PRODUCTS AND SERVICES**

**THIS SECOND AMENDMENT TO THE AGREEMENT TO PROVIDE EQUIPMENT RENTALS AND RELATED PRODUCTS AND SERVICES** (this "Second Amendment") is made and entered into this 1st day of January 2020, by and between Herc Rentals Inc, a corporation doing business in North Carolina (the "Company"), and the City of Charlotte, a North Carolina municipal corporation (the "City").

**Statement of Background and Intent**

- A. The City of Charlotte and the Company entered into an Agreement dated November 1, 2018 (the "Contract") pursuant to which the Company agreed to provide Equipment Rentals and Related Products and Services for the City of Charlotte.
- B. The City of Charlotte and the Company agreed to amend the contract on July 15, 2019 to incorporate an updated equipment list and gold and platinum pricing schedules.
- C. The parties now desire to amend the Contract to incorporate certain other changes.

NOW, THEREFORE, in consideration of the mutual covenants and agreements contained herein, the parties hereby agree to the following:

**AGREEMENT**


- 1. The terms of the Contract are restated by and incorporated into this Second Amendment by reference.
- 2. Defined terms used in this Second Amendment shall have the same meaning as are assigned to such terms in the Contract.
- 3. This Second Amendment incorporates an updated 2020 Equipment List and Gold and Platinum Pricing Schedules as specified in Exhibit A (attached) and becomes effective on January 1, 2020.
- 4. Except to the extent specifically provided above, this amendment shall not be interpreted or construed as waiving any rights, obligations, remedies, or claims the parties may otherwise have under the Contract.
- 5. In all other respects and except as modified herein, the terms of the Contract shall remain in force and effect.

*[Signature Page Follows]*

Contract#: 2019000318  
Amendment#: 2  
Vendor#: 20941

IN WITNESS WHEREOF, and in acknowledgement that the parties hereto have read and understood each and every provision hereof, the parties have caused this First Amendment to be executed as of the date first written above.

HERC RENTALS INC.


BY:   
(signature)

PRINT NAME: Jason Osterbeck

TITLE: Vice President

DATE: 11/26/19

CITY OF CHARLOTTE:  
CITY MANAGER'S OFFICE

BY:   
(signature)

PRINT NAME: Kay Elmore

TITLE: Chief Procurement Officer

DATE: 12/3/2019

Contract#: 2019000318  
Amendment#: 2  
Vendor#: 20941

Exhibit A

2020 OMNIA GOLD PRICING SCHEDULE

**Herc Rentals Inc. - Pricing Schedule**

OMNIA GOLD 2019

**AFFECTED REGIONS / BRANCHES**

US NATIONAL (EXCLUDING HAWAII, NORTH DAKOTA &amp; MIDLAND)

**EFFECTIVE DATES: FROM: 01/01/2020 THROUGH: 12/31/2020****Pricing Schedule #: 20025****CAT-CLASS DESCRIPTION**

DAY	WEEK	MONTH
-----	------	-------

**AERIAL - ATTACHMENTS & ACCESSORIES**

415	1000	GLAZIER PANEL LIFT KIT	\$43	\$122	\$421
415	1050	ZERO G TOOL HOLDER ATTACHMENT	\$114	\$405	\$765
415	1500	SCISSOR ATTCH 19' EXT DECK FOR GENIE SHU	\$95	\$180	\$425

**AERIAL - BOOM LIFTS ARTICULATED**

410	2010	BOOM ARTICULATED 30FT JIB NARROW ELEC	\$270	\$570	\$1,420
410	2020	BOOM ARTICULATED 30FT NAR ROT JIB ELEC	\$270	\$570	\$1,420
410	2030	BOOM ARTICULATED 33FT ELEC	\$270	\$570	\$1,420
410	2045	BOOM ARTICULATED 34FT NARROW JIB ELEC	\$270	\$570	\$1,420
410	2050	BOOM ARTICULATED 34FT WIDE JIB ELEC	\$270	\$570	\$1,420
410	2060	BOOM ARTICULATED 34FT 4WD HYB	\$305	\$645	\$1,575
410	2070	BOOM ARTICULATED 40FT NARROW JIB ELEC	\$305	\$645	\$1,575
410	2071	BOOM ARTICULATED 40FT NAR JIB BLK ELEC	\$305	\$645	\$1,575
410	2080	BOOM ARTICULATED 40FT NAR ROT JIB ELEC	\$305	\$645	\$1,575
410	2100	BOOM ARTICULATED 40FT WIDE ROT JIB ELEC	\$305	\$645	\$1,575
410	2130	BOOM ARTICULATED 45FT ELEC	\$305	\$645	\$1,575
410	2131	BOOM ARTICULATED 45FT BLK ELEC	\$305	\$645	\$1,575
410	2140	BOOM ARTICULATED 45FT JIB ELEC	\$305	\$645	\$1,575
410	3010	BOOM ARTICULATED 34FT 2WD DF	\$275	\$615	\$1,492
410	3020	BOOM ARTICULATED 34FT 2WD DSL	\$275	\$615	\$1,492
410	3030	BOOM ARTICULATED 34FT JIB 4WD DF	\$275	\$615	\$1,492
410	3040	BOOM ARTICULATED 34FT JIB 4WD DSL	\$275	\$615	\$1,492
410	3050	BOOM ARTICULATED 45FT 2WD DF	\$305	\$645	\$1,575
410	3070	BOOM ARTICULATED 45FT 4WD DF	\$305	\$645	\$1,575
410	3071	BOOM ARTICULATED 45FT BLK DF	\$305	\$645	\$1,575
410	3080	BOOM ARTICULATED 45FT JIB 4WD DF	\$305	\$645	\$1,575
410	3110	BOOM ARTICULATED 45FT 4WD DSL	\$305	\$645	\$1,575
410	3111	BOOM ARTICULATED 45FT BLK DSL	\$305	\$645	\$1,575
410	3120	BOOM ARTICULATED 45FT JIB 4WD DSL	\$305	\$645	\$1,575
410	3131	BOOM ARTICULATED 60FT BLK DF	\$380	\$875	\$2,200
410	3140	BOOM ARTICULATED 60FT JIB 2WD DF	\$380	\$875	\$2,200
410	3161	BOOM ARTICULATED 60FT JIB BLK DSL	\$380	\$875	\$2,200
410	3170	BOOM ARTICULATED 60FT 4WD DF	\$380	\$875	\$2,200
410	3180	BOOM ARTICULATED 60FT JIB 4WD DF	\$380	\$875	\$2,200
410	3190	BOOM ARTICULATED 60FT 4WD DSL	\$380	\$875	\$2,200
410	3200	BOOM ARTICULATED 60FT JIB 4WD DSL	\$380	\$875	\$2,200
410	3205	BOOM ARTICULATED 60FT JIB 4WD HYB	\$515	\$1,295	\$2,800
410	3231	BOOM ARTICULATED 80FT BLK DF	\$736	\$1,685	\$3,995

OMNIA GOLD 2019

*Customer agrees to keep confidential the information contained herein and not to reproduce or disclose any such information, in whole or in part, to any individual or entity, without the prior written consent of Herc Rentals. Customer and Herc hereby agree to the equipment and pricing as detailed herein and Customer agrees to be responsible for all applicable fees and charges as published at HercRentals.com, including, without limitation, environmental and emissions, refueling, vehicle licensing fees and transportation charges. Any equipment that is ordered by or on behalf of Customer locally at a Herc branch or other such location, that is not on the list of equipment in this schedule, will be negotiated locally at time of rental, up to an amount not to exceed the then-current list price for a standard rental shift, plus any additional hours, as published at HercRentals.com. Herc may at its sole discretion modify or terminate any pricing herein with 30 days notice to customer.*

EFFECTIVE DATES: FROM: 01/01/2020 THROUGH: 12/31/2020

Pricing Schedule #:

20025

**CAT-CLASS DESCRIPTION****DAY WEEK MONTH**AERIAL - BOOM LIFTS ARTICULATED

410	3261	BOOM ARTICULATED 80FT JIB BLK DSL	\$736	\$1,685	\$3,995
410	3270	BOOM ARTICULATED 80FT 4WD DF	\$736	\$1,685	\$3,995
410	3280	BOOM ARTICULATED 80FT JIB 4WD DF	\$736	\$1,685	\$3,995
410	3290	BOOM ARTICULATED 80FT 4WD DSL	\$736	\$1,685	\$3,995
410	3300	BOOM ARTICULATED 80FT JIB 4WD DSL	\$736	\$1,685	\$3,995
410	3350	BOOM ARTICULATED 125FT JIB 4WD DSL	\$1,330	\$3,360	\$7,555
410	3351	BOOM ARTICULATED 125FT JIB BLK DSL	\$1,330	\$3,360	\$7,555
410	3360	BOOM ARTICULATED 135FT JIB 4WD DSL	\$1,470	\$3,920	\$8,250
410	3380	BOOM ARTICULATED 150FT JIB 4WD DSL	\$2,400	\$7,300	\$18,000

AERIAL - BOOM LIFTS STRAIGHTMAST

410	2500	BOOM STRAIGHT 60FT JIB 2WD ELEC	\$515	\$1,295	\$2,800
410	2510	BOOM STRAIGHT 60FT JIB 4WD ELEC	\$515	\$1,295	\$2,800
410	2530	BOOM STRAIGHT 60FT JIB 4WD HYB	\$515	\$1,295	\$2,800
410	4020	BOOM STRAIGHT 40FT 2WD DSL	\$305	\$645	\$1,575
410	4030	BOOM STRAIGHT 40FT 4WD DF	\$305	\$645	\$1,575
410	4040	BOOM STRAIGHT 40FT 4WD DSL	\$305	\$645	\$1,575
410	4080	BOOM STRAIGHT 45FT JIB 4WD DF	\$305	\$645	\$1,575
410	4090	BOOM STRAIGHT 45FT JIB 4WD DSL	\$305	\$645	\$1,575
410	4110	BOOM STRAIGHT 60FT 2WD DF	\$380	\$875	\$2,200
410	4111	BOOM STRAIGHT 60FT BLK DF	\$380	\$875	\$2,200
410	4130	BOOM STRAIGHT 60FT 4WD DF	\$380	\$875	\$2,200
410	4140	BOOM STRAIGHT 60FT 4WD DSL	\$380	\$875	\$2,200
410	4150	BOOM STRAIGHT 60FT CRAWLER DSL	\$600	\$1,750	\$4,000
410	4180	BOOM STRAIGHT 65FT JIB 4WD DF	\$400	\$900	\$2,265
410	4190	BOOM STRAIGHT 65FT JIB 4WD DSL	\$400	\$900	\$2,265
410	4230	BOOM STRAIGHT 80FT 4WD DF	\$736	\$1,685	\$3,995
410	4240	BOOM STRAIGHT 80FT 4WD DSL	\$736	\$1,685	\$3,995
410	4242	BOOM STRAIGHT 80FT 4WD DSL HIGH CAP	\$736	\$1,685	\$3,995
410	4270	BOOM STRAIGHT 85FT JIB 4WD DF	\$771	\$1,745	\$4,095
410	4300	BOOM STRAIGHT 85FT JIB 4WD DSL	\$771	\$1,745	\$4,095
410	4305	BOOM STRAIGHT 85FT JIB 4WD DSL HIGH CAP	\$771	\$1,745	\$4,095
410	4350	BOOM STRAIGHT 105FT JIB 4WD DSL	\$1,225	\$3,090	\$6,825
410	4400	BOOM STRAIGHT 120FT JIB 4WD DSL	\$1,330	\$3,360	\$7,555
410	4410	BOOM STRAIGHT 125FT JIB 4WD DSL	\$1,330	\$3,360	\$7,555
410	4420	BOOM STRAIGHT 135FT JIB 4WD DSL	\$1,470	\$3,920	\$8,250
410	4422	BOOM STRAIGHT 135FT 30FTJIB 4WD HIGH CAP	\$1,470	\$3,920	\$8,250
410	4430	BOOM STRAIGHT 150FT JIB 4WD DSL	\$2,400	\$7,300	\$18,000
410	4440	BOOM STRAIGHT 180-185FT JIB 4WD DSL	\$4,100	\$9,990	\$23,500

AERIAL - BOOM LIFTS TOWABLE

410	1010	BOOM TOWABLE 35FT BATTERY	\$275	\$655	\$1,540
-----	------	---------------------------	-------	-------	---------

OMNIA GOLD 2019

*Customer agrees to keep confidential the information contained herein and not to reproduce or disclose any such information, in whole or in part, to any individual or entity, without the prior written consent of Herc Rentals. Customer and Herc hereby agree to the equipment and pricing as detailed herein and Customer agrees to be responsible for all applicable fees and charges as published at HercRentals.com, including, without limitation, environmental and emissions, refueling, vehicle licensing fees and transportation charges. Any equipment that is ordered by or on behalf of Customer locally at a Herc branch or other such location, that is not on the list of equipment in this schedule, will be negotiated locally at time of rental, up to an amount not to exceed the then-current list price for a standard rental shift, plus any additional hours, as published at HercRentals.com. Herc may at its sole discretion modify or terminate any pricing herein with 30 days notice to customer.*

EFFECTIVE DATES: FROM: 01/01/2020 THROUGH: 12/31/2020

Pricing Schedule #:

20025

**CAT-CLASS DESCRIPTION****DAY WEEK MONTH**AERIAL - BOOM LIFTS TOWABLE

410	1020	BOOM TOWABLE 35FT GAS	\$275	\$655	\$1,540
410	1030	BOOM TOWABLE 50FT BATTERY	\$325	\$840	\$1,820
410	1040	BOOM TOWABLE 50FT GAS	\$325	\$840	\$1,820
410	2145	BOOM ARTICULATED 45FT JIB EE RATED ELEC	\$375	\$725	\$1,700
410	3271	BOOM ARTICULATED 80FT 4WD DF BLK	\$736	\$1,685	\$3,995
410	3310	BOOM ARTICULATED 80FT JIB 4WD HYB	\$935	\$2,355	\$4,500
410	4145	BOOM STRAIGHT 60FT JIB 4WD DSL	\$380	\$875	\$2,200
410	4200	BOOM STRAIGHT 65FT JIB CRAWLER DSL	\$850	\$2,250	\$4,950
410	4211	BOOM STRAIGHT 80FT BLK DF	\$736	\$1,685	\$3,995

AERIAL - COMPACT CRAWLER LIFTS

464	1016	COMPACT CRAWLER BOOM LIFT 40-44' BATTERY	\$2,019	\$4,250	\$8,000
464	1022	COMPACT CRAWLER BOOM LIFT 50-59' BATTERY	\$2,470	\$5,220	\$9,500
464	1036	COMPACT CRAWLER BOOM LIFT 70-79' BATTERY	\$3,420	\$7,000	\$14,000
464	1042	COMPACT WHEELED BOOM LIFT 90-99' HYB	\$3,862	\$8,159	\$17,595

AERIAL - ELECTRIC SCISSOR LIFTS

405	1060	SCISSOR LIFT 12-13FT 30IN ELEC	\$118	\$230	\$400
405	1062	SCISSOR LIFT 13FT COMPACT FLUID CONTAIN	\$118	\$230	\$400
405	1070	SCISSOR LIFT 14FT 30IN ELEC	\$118	\$230	\$400
405	1080	SCISSOR LIFT 15FT NARROW ELEC	\$118	\$230	\$400
405	1085	SCISSOR LIFT 19FT NARROW COMPACT ELEC	\$118	\$230	\$400
405	1087	SCISSOR LIFT 19FT COMPACT FLUID CONTAIN	\$118	\$230	\$400
405	1090	SCISSOR LIFT 19FT NARROW ELEC	\$100	\$195	\$370
405	1091	SCISSOR LIFT 19FT NARROW BLK ELEC	\$100	\$195	\$370
405	1100	SCISSOR LIFT 20FT NARROW ELEC	\$118	\$245	\$450
405	1110	SCISSOR LIFT 20FT NARROW P-DECK ELEC	\$118	\$245	\$450
405	1140	SCISSOR LIFT 26FT 32" WIDE ELEC	\$135	\$260	\$525
405	1141	SCISSOR LIFT 26FT 32" WIDE BLK ELEC	\$135	\$260	\$525
405	1142	SCISSOR LIFT 26FT 32IN COMPACT LCS ELEC	\$140	\$290	\$600
405	1145	SCISSOR LIFT 26FT 32" WIDE EE RATED ELEC	\$140	\$290	\$600
405	1150	SCISSOR LIFT 26FT 46" WIDE ELEC	\$135	\$260	\$525
405	1160	SCISSOR LIFT 26FT 69" WIDE ELEC	\$147	\$315	\$815
405	1170	SCISSOR LIFT 26FT AVIATION PKG ELEC	\$147	\$315	\$815
405	1200	SCISSOR LIFT 32FT 32" WIDE ELEC	\$165	\$375	\$750
405	1201	SCISSOR LIFT 32FT 32" WIDE BLK ELEC	\$165	\$375	\$750
405	1210	SCISSOR LIFT 32FT 46" WIDE ELEC	\$160	\$355	\$725
405	1220	SCISSOR LIFT 33-35FT 68-69" WIDE ELEC	\$182	\$470	\$975
405	1260	SCISSOR LIFT 40FT 47" WIDE ELEC	\$210	\$525	\$1,219
405	1261	SCISSOR LIFT 40FT 47" WIDE BLK ELEC	\$210	\$525	\$1,219
405	1270	SCISSOR LIFT 40FT 69" WIDE ELEC	\$250	\$560	\$1,349
405	1300	SCISSOR LIFT 45FT 55" WIDE ELEC	\$250	\$560	\$1,349

OMNIA GOLD 2019

*Customer agrees to keep confidential the information contained herein and not to reproduce or disclose any such information, in whole or in part, to any individual or entity, without the prior written consent of Herc Rentals. Customer and Herc hereby agree to the equipment and pricing as detailed herein and Customer agrees to be responsible for all applicable fees and charges as published at HercRentals.com, including, without limitation, environmental and emissions, refueling, vehicle licensing fees and transportation charges. Any equipment that is ordered by or on behalf of Customer locally at a Herc branch or other such location, that is not on the list of equipment in this schedule, will be negotiated locally at time of rental, up to an amount not to exceed the then-current list price for a standard rental shift, plus any additional hours, as published at HercRentals.com. Herc may at its sole discretion modify or terminate any pricing herein with 30 days notice to customer.*

EFFECTIVE DATES: FROM: 01/01/2020 THROUGH: 12/31/2020

Pricing Schedule #:

20025

**CAT-CLASS DESCRIPTION****DAY WEEK MONTH**AERIAL - ELECTRIC SCISSOR LIFTS

405	1302	SCISSOR LIFT 45FT 55IN WIDE LCS ELEC	\$275	\$625	\$1,450
-----	------	--------------------------------------	-------	-------	---------

AERIAL - PERSONAL LIFTS

400	1020	WORK PLATFORM 2-5 FT DRIVABLE BATT	\$95	\$180	\$315
400	1025	WORK PLATFORM 6-9 FT DRIVABLE BATT OUTR	\$115	\$235	\$355
400	1050	MAST LIFT 7FT PUSH AROUND	\$125	\$235	\$338
400	1070	MAST LIFT 5-7FT PORTABLE BATT	\$95	\$180	\$315
400	1100	MAST LIFT 13-15FT PORTABLE BATT	\$130	\$240	\$356

AERIAL - ROUGH TERRAIN SCISSOR LIFTS

405	1400	SCISSOR LIFT 26FT RT ELEC	\$230	\$525	\$1,068
405	1430	SCISSOR LIFT 26FT RT DF	\$230	\$525	\$1,068
405	1440	SCISSOR LIFT 26FT RT OUTR DF	\$236	\$560	\$1,170
405	1450	SCISSOR LIFT 26FT RT DSL	\$230	\$525	\$1,068
405	1451	SCISSOR LIFT 26FT RT BLK DSL	\$230	\$525	\$1,068
405	1460	SCISSOR LIFT 26FT RT OUTR DSL	\$236	\$560	\$1,170
405	1485	SCISSOR LIFT 30FT RT 84IN SLEV DECK ELEC	\$385	\$900	\$1,975
405	1500	SCISSOR LIFT 33FT RT 69IN DECK HYB	\$278	\$627	\$1,275
405	1520	SCISSOR LIFT 33FT RT 69IN DECK DF	\$270	\$610	\$1,208
405	1530	SCISSOR LIFT 33FT RT 69IN DECK OUTR DF	\$270	\$610	\$1,208
405	1540	SCISSOR LIFT 33FT RT 69IN DECK DSL	\$270	\$610	\$1,208
405	1550	SCISSOR LIFT 33FT RT 69IN DECK OUTR DSL	\$270	\$610	\$1,208
405	1560	SCISSOR LIFT 33FT RT 84IN DECK DF	\$278	\$627	\$1,275
405	1580	SCISSOR LIFT 33FT RT 84IN DECK DSL	\$278	\$627	\$1,275
405	1590	SCISSOR LIFT 33FT RT 84IN DECK OUTR DSL	\$278	\$627	\$1,275
405	1600	SCISSOR LIFT 33FT RT 94IN DECK DF	\$278	\$627	\$1,275
405	1610	SCISSOR LIFT 33FT RT 94IN DECK OUTR DF	\$278	\$627	\$1,275
405	1620	SCISSOR LIFT 33FT RT 94IN DECK DSL	\$278	\$627	\$1,275
405	1630	SCISSOR LIFT 33FT RT 94IN DECK OUTR DSL	\$278	\$627	\$1,275
405	1700	SCISSOR LIFT 40FT RT 69IN DECK ELEC	\$304	\$675	\$1,625
405	1710	SCISSOR LIFT 40FT RT 69IN DECK HYB	\$304	\$675	\$1,625
405	1720	SCISSOR LIFT 40FT RT 69IN DECK OUTR HYB	\$304	\$675	\$1,625
405	1730	SCISSOR LIFT 40FT RT 69IN DECK DF	\$290	\$645	\$1,525
405	1740	SCISSOR LIFT 40FT RT 69IN DECK OUTR DF	\$290	\$645	\$1,525
405	1770	SCISSOR LIFT 40-45FT RT 94IN DECK DF	\$304	\$675	\$1,625
405	1780	SCISSOR LIFT 40-45FT RT 94IN DECKOUTR DF	\$304	\$675	\$1,625
405	1790	SCISSOR LIFT 40-45FT RT 94IN DECK DSL	\$304	\$675	\$1,625
405	1800	SCISSOR LIFT 40-45FT RT 94IN DECKOUTRDSL	\$304	\$675	\$1,625
405	1850	SCISSOR LIFT 50-53FT RT OUTRIG DF	\$350	\$830	\$2,097
405	1860	SCISSOR LIFT 50-53FT RT OUTRIG DSL	\$350	\$830	\$2,097
405	1880	SCISSOR LIFT 60FT RT OUTRIG DSL	\$567	\$1,440	\$3,780

AERIAL - VERTICAL MAST LIFTS

OMNIA GOLD 2019

*Customer agrees to keep confidential the information contained herein and not to reproduce or disclose any such information, in whole or in part, to any individual or entity, without the prior written consent of Herc Rentals. Customer and Herc hereby agree to the equipment and pricing as detailed herein and Customer agrees to be responsible for all applicable fees and charges as published at HercRentals.com, including, without limitation, environmental and emissions, refueling, vehicle licensing fees and transportation charges. Any equipment that is ordered by or on behalf of Customer locally at a Herc branch or other such location, that is not on the list of equipment in this schedule, will be negotiated locally at time of rental, up to an amount not to exceed the then-current list price for a standard rental shift, plus any additional hours, as published at HercRentals.com. Herc may at its sole discretion modify or terminate any pricing herein with 30 days notice to customer.*



EFFECTIVE DATES: FROM: 01/01/2020 THROUGH: 12/31/2020

Pricing Schedule #:

20025

**CAT-CLASS DESCRIPTION****DAY WEEK MONTH**AERIAL - VERTICAL MAST LIFTS

400	1200	MAST LIFT 20FT PUSH AROUND OTR BATT	\$100	\$235	\$358
400	1210	MAST LIFT 25FT PUSH AROUND OTR BATT	\$120	\$310	\$468
400	1220	MAST LIFT 30FT PUSH AROUND OTR BATT	\$155	\$335	\$578
400	1230	MAST LIFT 36FT PUSH AROUND OTR BATT	\$165	\$380	\$619
400	1240	MAST LIFT 40FT PUSH AROUND OTR BATT	\$171	\$435	\$660
400	1270	MAST LIFT 12FT DRIVABLE BATT	\$90	\$215	\$352
400	1280	MAST LIFT 15FT-16FT DRIVABLE BATT	\$110	\$225	\$385
400	1290	MAST LIFT 20FT DRIVABLE BATT	\$118	\$230	\$425
400	1310	MAST STYLE BOOM LIFT 26FT BATT	\$195	\$470	\$1,615
400	1320	MAST STYLE BOOM LIFT 32FT BATT	\$244	\$575	\$2,040

AIR COMPRESSORS - AIR MANIFOLDS

140	3580	MANIFOLD AIR 15 GALLON TANK	\$50	\$123	\$344
-----	------	-----------------------------	------	-------	-------

AIR COMPRESSORS - COOLERS

140	2110	COMPRESSOR ATTACH AFTER COOLER 1-500 CFM	\$90	\$255	\$680
140	2150	COMPRESSOR ATTACH AF COOLER 1001-2000CFM	\$243	\$514	\$1,148

AIR COMPRESSORS - DIESEL

140	1220	COMPRESSOR TOWABLE 100-125 CFM DSL	\$90	\$213	\$495
140	1260	COMPRESSOR TOWABLE 175-195 CFM DSL	\$115	\$220	\$565
140	1280	COMPRESSOR TOWABLE 200-245 CFM DSL	\$198	\$380	\$881
140	1360	COMPRESSOR TOWABLE 375-425CFM DSL	\$266	\$621	\$1,425
140	1375	COMPRESSOR TOWABLE 750CFM DSL	\$499	\$1,440	\$2,600
140	1380	COMPRESSOR TOWABLE 825CFM DSL	\$523	\$1,440	\$2,600
140	1385	COMPRESSOR TOWABLE 900CFM DSL	\$618	\$1,800	\$4,500
140	1400	COMPRESSOR TOWABLE 1600CFM DSL	\$903	\$2,340	\$6,500
140	1480	COMPRESSOR TOWABLE INS QUAL 1600CFM DSL	\$1,093	\$2,696	\$6,500

AIR COMPRESSORS - DRYERS

140	2230	COMPRESSOR ATTACH DRYER 425-600 CFM	\$271	\$760	\$1,900
140	2250	COMPRESSOR ATTACH DRYER 1500-1800 CFM	\$333	\$998	\$2,708
140	2270	COMPRESSOR ATTACH DRYER 2501-3000 CFM	\$641	\$1,758	\$4,940
140	2310	COMPRESSOR ATTACH DRYER W/AFCOOL 500 CFM	\$309	\$903	\$2,351
140	2330	COMPRESSOR ATTACH DRYER W/AFCOOL 1000CFM	\$352	\$1,164	\$3,007
140	2350	COMPRESSOR ATTACH DRYER W/AFCOOL 1600CFM	\$499	\$1,473	\$4,028

AIR COMPRESSORS - ELECTRIC

140	1020	COMPRESSOR PORTABLE 4 CFM ELECTRIC	\$50	\$176	\$371
140	1040	COMPRESSOR PORTABLE 7 CFM ELECTRIC	\$50	\$176	\$371
140	1645	COMPRESSOR ROTARY 240CFM ELEC	\$203	\$553	\$1,560
140	1655	COMPRESSOR ROTARY 365CFM ELEC	\$225	\$595	\$1,600
140	1660	COMPRESSOR ROTARY 365CFM 125PSI ELEC	\$315	\$893	\$2,240

OMNIA GOLD 2019

*Customer agrees to keep confidential the information contained herein and not to reproduce or disclose any such information, in whole or in part, to any individual or entity, without the prior written consent of Herc Rentals. Customer and Herc hereby agree to the equipment and pricing as detailed herein and Customer agrees to be responsible for all applicable fees and charges as published at HercRentals.com, including, without limitation, environmental and emissions, refueling, vehicle licensing fees and transportation charges. Any equipment that is ordered by or on behalf of Customer locally at a Herc branch or other such location, that is not on the list of equipment in this schedule, will be negotiated locally at time of rental, up to an amount not to exceed the then-current list price for a standard rental shift, plus any additional hours, as published at HercRentals.com. Herc may at its sole discretion modify or terminate any pricing herein with 30 days notice to customer.*

EFFECTIVE DATES: FROM: 01/01/2020 THROUGH: 12/31/2020

Pricing Schedule #:

20025

**CAT-CLASS DESCRIPTION****DAY WEEK MONTH**AIR COMPRESSORS - ELECTRIC

140	1670	COMPRESSOR ROTARY 500CFM 125PSI ELEC	\$338	\$978	\$2,400
140	1675	COMPRESSOR ROTARY 750CFM ELEC	\$360	\$1,063	\$2,600
140	1680	COMPRESSOR ROTARY 750CFM 125PSI ELEC	\$450	\$1,254	\$3,400
140	1685	COMPRESSOR ROTARY 900CFM ELEC	\$495	\$1,318	\$3,900
140	1690	COMPRESSOR ROTARY 1000CFM 125PSI ELEC	\$495	\$1,318	\$3,900
140	1695	COMPRESSOR ROTARY 1500CFM ELEC	\$675	\$1,785	\$5,000
140	1700	COMPRESSOR ROTARY 1500CFM 125PSI ELEC	\$698	\$1,925	\$5,200

AIR COMPRESSORS - MIST ELIMINATORS

140	2410	COMPRESSOR ATTACH MIST ELMIN 500-999 CFM	\$108	\$225	\$595
140	2420	COMPRESSOR ATTACH MIST ELMIN1500-2000CFM	\$162	\$408	\$1,148

AIR COMPRESSORS - OIL FREE

140	1420	COMPRESSOR TOWABLE INST QUAL 750CFM DSL	\$689	\$1,620	\$4,050
140	1460	COMPRESSOR TOWABLE INST QUAL 915CFM DSL	\$755	\$1,890	\$4,950

AIR COMPRESSORS - RECIPROCATING

140	1610	COMPRESSOR RECIPROCATING 5HP ELEC	\$65	\$185	\$525
-----	------	-----------------------------------	------	-------	-------

AIR COMPRESSORS - SMALL PORTABLE

140	1060	COMPRESSOR PORTABLE 8 CFM GAS	\$50	\$176	\$371
140	1100	COMPRESSOR PORTABLE 14 CFM GAS	\$54	\$192	\$405
140	1720	COMPRESSOR STATIONARY 25 CFM GAS	\$72	\$156	\$338

AIR COMPRESSORS - WATER SEPARATORS

140	2010	COMPRESSOR ATTACH WATER SEPARATOR	\$72	\$166	\$489
-----	------	-----------------------------------	------	-------	-------

CLIMATE CONTROL - ACCESSORIES

925	4125	HVAC DUCTING BLK 12X15 6P	\$10	\$25	\$60
925	4130	HVAC DUCTING BLK 12X25 6P	\$13	\$30	\$75
925	4145	HVAC DUCTING BLK 16X15	\$15	\$40	\$100
925	4150	HVAC DUCTING BLK 16X25 6P	\$15	\$40	\$100
925	4155	HVAC DUCTING BLK 20X15 6P	\$15	\$40	\$100
925	4160	HVAC DUCTING BLK 20X25 6P	\$20	\$60	\$180
925	4230	HI HEAT DUCT BLK 12X25 6P 400/500 DEG	\$14	\$31	\$74
925	4250	HI HEAT DUCT BLK 16X25 6P 400/500 DEG	\$45	\$90	\$180
925	4260	HI HEAT DUCT BLK 20X25 6P 400/500 DEG	\$41	\$113	\$284
925	4300	HVAC DUCTING YLW 8X15 6P	\$10	\$25	\$60
925	4305	HVAC DUCTING YLW 8X25 6P	\$10	\$25	\$60
925	4330	HVAC DUCTING YLW 12X25 6P	\$13	\$30	\$75
925	4340	HVAC DUCTING YLW 14X25 6P	\$15	\$45	\$135
925	4360	HVAC DUCTING YLW 20X25 6P	\$20	\$65	\$195
925	4420	HVAC DUCTING WHT 12X10 6P	\$10	\$25	\$60

OMNIA GOLD 2019

*Customer agrees to keep confidential the information contained herein and not to reproduce or disclose any such information, in whole or in part, to any individual or entity, without the prior written consent of Herc Rentals. Customer and Herc hereby agree to the equipment and pricing as detailed herein and Customer agrees to be responsible for all applicable fees and charges as published at HercRentals.com, including, without limitation, environmental and emissions, refueling, vehicle licensing fees and transportation charges. Any equipment that is ordered by or on behalf of Customer locally at a Herc branch or other such location, that is not on the list of equipment in this schedule, will be negotiated locally at time of rental, up to an amount not to exceed the then-current list price for a standard rental shift, plus any additional hours, as published at HercRentals.com. Herc may at its sole discretion modify or terminate any pricing herein with 30 days notice to customer.*

EFFECTIVE DATES: FROM: 01/01/2020 THROUGH: 12/31/2020

Pricing Schedule #:

20025

**CAT-CLASS DESCRIPTION****DAY WEEK MONTH**CLIMATE CONTROL - ACCESSORIES

925	4430	HVAC DUCTING WHT 12X25 6P	\$13	\$30	\$75
925	4432	HVAC DUCTING WHT/WHT 12X25 4P	\$13	\$30	\$75
925	4440	HVAC DUCTING WHT 14X25 6P	\$15	\$45	\$135
925	4450	HVAC DUCTING WHT 16X25 6P	\$15	\$45	\$135
925	4455	HVAC DUCTING WHT 20X15 6P	\$15	\$45	\$135
925	4460	HVAC DUCTING WHT 20X25 6P	\$20	\$65	\$195
925	4462	HVAC DUCTING WHT/WHT 20X25 4P	\$20	\$65	\$195
925	4552	HVAC DUCT WYE ADAPTER 20	\$21	\$61	\$176
925	4663	HVAC DUCT WYE ADAPTER 20"X12"X12	\$21	\$33	\$59
925	5100	CEILING TILE 24X24 F/12 DUCT	\$10	\$10	\$10
925	5105	CEILING TILE KIT 24X24 W/12 DUCT	\$10	\$10	\$10
925	5110	CEILING TILE 24X24 F/16 DUCT	\$10	\$10	\$10
925	5115	CEILING TILE KIT 24X24 W/16 DUCT	\$10	\$10	\$10

CLIMATE CONTROL - AIR CONDITIONERS

718	1300	12 TON AIR CONDITIONER NARW 3PH 208/230V	\$395	\$995	\$2,560
718	1500	20 TON INDUSTRIAL AIR CONDITIONER	\$535	\$1,224	\$3,240
718	1505	20 TON INDUSTRIAL AIR CONDITIONER NEMA7	\$640	\$1,462	\$4,128
718	1520	20 TON VERT AIR CONDITIONER	\$395	\$978	\$2,400
718	1700	30 TON VERT AIR CONDITIONER	\$450	\$1,200	\$3,160
718	1800	40 TON INDUSTRIAL AIR CONDITIONER	\$600	\$1,600	\$4,500
718	1805	40 TON INDUSTRIAL AIR CONDITIONER NEMA7	\$600	\$1,600	\$4,500
718	2100	65 TON INDUSTRIAL AIR CONDITIONER	\$855	\$2,135	\$5,400
718	2230	70 TON HYBRID AIR COND 136KW HEAT	\$1,530	\$3,188	\$7,700
718	2300	80 TON INDUSTRIAL AIR CONDITIONER	\$1,530	\$3,188	\$7,700
718	2305	80 TON INDUSTRIAL AIR CONDITIONER NEMA7	\$1,665	\$3,400	\$9,100

CLIMATE CONTROL - AIR CONDITIONERS WITH HEAT

718	1170	5 TON AIR CONDITION SKID 20KW HEAT	\$225	\$595	\$1,400
718	1175	5 TON AIR CONDITION SKID 9KW HEAT NEMA7	\$396	\$960	\$2,805
718	1210	10 TON AIR CONDITION SKID 36KW HEAT	\$356	\$850	\$2,400
718	1302	12 TON PORT AIR COND W/HEAT 3PH 208/230V	\$395	\$995	\$2,560
718	1305	12 TON PORT AIR COND W/HEAT 3PH 230V	\$395	\$995	\$2,560
718	1310	12 TON PORT AIR COND W/HEAT 3PH 460V	\$395	\$995	\$2,560
718	1525	20 TON VERT AIR CONDITION 72KW HEAT	\$395	\$978	\$2,400
718	1610	25 TON AIR CONDITION SKID 72KW HEAT	\$450	\$1,200	\$3,160
718	1830	40 TON HYBRID AIR COND 120KW HEAT	\$600	\$1,600	\$4,500
718	2030	60 TON HYBRID AIR COND 136KW HEAT	\$1,430	\$2,763	\$7,000

CLIMATE CONTROL - AIR CURTAINS

700	1800	AIR CURTAIN	\$603	\$1,315	\$3,600
-----	------	-------------	-------	---------	---------

CLIMATE CONTROL - AIR MOVERS

OMNIA GOLD 2019

*Customer agrees to keep confidential the information contained herein and not to reproduce or disclose any such information, in whole or in part, to any individual or entity, without the prior written consent of Herc Rentals. Customer and Herc hereby agree to the equipment and pricing as detailed herein and Customer agrees to be responsible for all applicable fees and charges as published at HercRentals.com, including, without limitation, environmental and emissions, refueling, vehicle licensing fees and transportation charges. Any equipment that is ordered by or on behalf of Customer locally at a Herc branch or other such location, that is not on the list of equipment in this schedule, will be negotiated locally at time of rental, up to an amount not to exceed the then-current list price for a standard rental shift, plus any additional hours, as published at HercRentals.com. Herc may at its sole discretion modify or terminate any pricing herein with 30 days notice to customer.*

EFFECTIVE DATES: FROM: 01/01/2020 THROUGH: 12/31/2020

Pricing Schedule #:

20025

**CAT-CLASS DESCRIPTION****DAY WEEK MONTH**CLIMATE CONTROL - AIR MOVERS

700	1180	FAN FLOOR HIGH CFM 24IN ELEC	\$70	\$165	\$340
700	1220	BLOWER HAZ LOC 8IN VANO 115V	\$54	\$140	\$368
700	1230	BLOWER HAZ LOC 12IN VANO 115V	\$77	\$200	\$548
700	1630	COOLER EVAPORATIVE PORT 30GAL 115V ELEC	\$30	\$80	\$240
700	2010	DUST SUPPRESSION MISTER 50FT THROW ELEC	\$450	\$1,170	\$2,375
700	2020	DUST SUPPRESSION MISTER 130FT THROW ELEC	\$450	\$1,170	\$2,375
700	2050	DUST SUPPRESSION MISTER 230FT THROW ELEC	\$410	\$1,260	\$3,135
710	1220	AIRMOVER 3 DIAMETER AIR	\$14	\$48	\$108
710	1240	AIRMOVER 6 DIAMETER AIR	\$11	\$28	\$80
710	1260	AIRMOVER 8 DIAMETER AIR	\$13	\$32	\$88
710	1280	AIRMOVER 10 DIAMETER AIR	\$18	\$44	\$124
710	1300	AIRMOVER 12 DIAMETER AIR	\$23	\$56	\$160
710	1320	AIRMOVER 24 DIAMETER JET FAN AIR	\$85	\$164	\$505
710	1340	AIRMOVER 20 DIAMETER RF TYPE AIR	\$65	\$136	\$400
710	1360	AIRMOVER 20 DIAMETER CF TYPE AIR	\$65	\$136	\$400

CLIMATE CONTROL - AIR SCRUBBERS

700	2100	CONTAINMENT CART W HEPA SCRUBBER	\$295	\$750	\$1,600
925	3310	HEPA AIR SCRUBBER 500CFM	\$63	\$238	\$608
925	3312	HEPA AIR SCRUBBER 750CFM	\$75	\$305	\$690
925	3314	HEPA AIR SCRUBBER 1400CFM	\$90	\$340	\$765
925	3316	HEPA AIR SCRUBBER 2000CFM	\$108	\$391	\$1,126
925	3318	HEPA AIR SCRUBBER 2400CFM	\$108	\$391	\$1,126

CLIMATE CONTROL - CHILLERS

718	1750	30 TON AIR COOLED CHILLER W PUMP	\$504	\$1,460	\$4,100
718	1950	50 TON CHILLED WATER AIR HANDLER	\$450	\$1,063	\$3,000
718	1960	75 TON CHILLED WATER AIR HANDLER	\$338	\$850	\$2,396
718	2050	60 TON AIR COOLED CHILLER W PUMP	\$595	\$1,475	\$4,450
718	2550	100 TON VERT CHILLED WATER HANDLER	\$369	\$905	\$2,700
718	2560	100 TON AIR COOLED CHILLER W PUMP	\$1,170	\$3,188	\$7,000
718	2650	120 TON CHILLED WATER AIR HANDLER	\$369	\$905	\$2,700
718	2660	140 TON VERT CHILLED WATER AIR HANDLER	\$719	\$1,995	\$4,300
718	3060	200 TON AIR COOLED CHILLER W PUMP	\$1,935	\$5,525	\$11,500
718	3065	230 TON AIR COOLED W PUMP	\$2,043	\$6,175	\$14,500
718	3090	500 TON WATER COOLED CHILLER	\$3,895	\$11,685	\$24,000

CLIMATE CONTROL - DEHUMIDIFIERS

719	1005	1200 CFM DESICCANT DEHUMIDIFIER 1PH 240V	\$180	\$525	\$1,530
719	1010	2000/1000 CFM DESICCANT DEHUMID 3PH 460V	\$428	\$1,063	\$2,550
719	1020	5000 CFM DESICCANT DEHUMID 3PH460V	\$800	\$1,745	\$5,100
719	1030	7500/5500CFM DESICCANT DEHU 3PH460VTRIFU	\$800	\$1,745	\$5,100
719	2060	DEHUMIDIFIER DESICCANT 400 CFM	\$160	\$370	\$863

OMNIA GOLD 2019

*Customer agrees to keep confidential the information contained herein and not to reproduce or disclose any such information, in whole or in part, to any individual or entity, without the prior written consent of Herc Rentals. Customer and Herc hereby agree to the equipment and pricing as detailed herein and Customer agrees to be responsible for all applicable fees and charges as published at HercRentals.com, including, without limitation, environmental and emissions, refueling, vehicle licensing fees and transportation charges. Any equipment that is ordered by or on behalf of Customer locally at a Herc branch or other such location, that is not on the list of equipment in this schedule, will be negotiated locally at time of rental, up to an amount not to exceed the then-current list price for a standard rental shift, plus any additional hours, as published at HercRentals.com. Herc may at its sole discretion modify or terminate any pricing herein with 30 days notice to customer.*

EFFECTIVE DATES: FROM: 01/01/2020 THROUGH: 12/31/2020

Pricing Schedule #:

20025

**CAT-CLASS DESCRIPTION****DAY WEEK MONTH**CLIMATE CONTROL - DEHUMIDIFIERS

719	2080	DEHUMIDIFIER DESICCANT 800-900 CFM	\$250	\$750	\$2,000
925	3352	DEHUMIDIFIER LGR 60-80 PPD ELEC	\$45	\$170	\$383
925	3354	DEHUMIDIFIER LGR 130-200 PPD ELEC	\$63	\$298	\$595

CLIMATE CONTROL - DIRECT FIRED

715	0405	50K BTU DIRECT FORCED AIR HEATER LPG/NG	\$27	\$77	\$135
715	0408	50K-60K BTU RADIANT HEATER DSL	\$45	\$128	\$263
715	0410	80K BTU DIRECT FORCED AIR HEATER KERO	\$45	\$128	\$263
715	0415	80K BTU DIRECT FORCED AIR HEATER LPG	\$45	\$128	\$263
715	0420	150K BTU DIRECT FORCED AIR HEATER KERO	\$54	\$153	\$300
715	0430	150K BTU DIRECT FORCED AIR HEATER LPG/NG	\$54	\$153	\$300
715	0435	150K BTU RADIANT HEATER DSL	\$86	\$242	\$469
715	0440	170K BTU DIRECT FORCED AIR HEATER LPG/NG	\$68	\$191	\$338
715	0445	170K BTU DIRECT FORCED AIR HEATER KERO	\$68	\$191	\$338
715	0450	200K BTU DIRECT FORCED AIR HEATER KERO	\$77	\$213	\$375
715	0460	400K BTU DIRECT FORCED AIR HEATER LPG	\$99	\$242	\$525
715	0462	400K BTU DIRECT FORCED AIR HEATER LPG/NG	\$113	\$319	\$563
715	0470	400K BTU DIRECT FORCED AIR HEATER KERO	\$113	\$319	\$563
715	0480	650K BTU DIRECT FORCED AIR HEATER KERO	\$131	\$298	\$675
715	0550	1.5M BTU DIRECT FORCED AIR HEATER LPG/NG	\$225	\$553	\$1,313

CLIMATE CONTROL - ELECTRIC

715	0005	1.5KW STANDUP INFRARED ELECT HEATER 120V	\$27	\$89	\$206
715	0010	1.6KW ELECT HEATER 110V	\$18	\$68	\$135
715	0020	5-20KW VAR ELECT HEATER 1 - 4 PLUG 110V	\$45	\$136	\$263
715	0025	6KW ELECT HEATER 240V 1PH	\$45	\$136	\$263
715	0030	6-10KW VAR ELECT HEATER 240V 1PH	\$50	\$140	\$285
715	0040	15KW ELECT HEATER 240V 1PH SALAMANDER	\$59	\$157	\$364
715	0042	15KW ELECT HEATER 240V 1PH SALAMANDER	\$59	\$157	\$364
715	0045	15KW ELECT HEATER 480V 3PH SALAMANDER	\$59	\$157	\$364
715	0046	18KW ELECT HEATER 208V 1PH/240V 3PH	\$90	\$230	\$521
715	0050	13-20KW VAR ELECT HEATER 240V 3PH	\$72	\$204	\$439
715	0055	15-20KW VAR ELECT HEATER 208V/240V 3 PH	\$72	\$204	\$439
715	0060	30KW ELECT HEATER 480V 3PH	\$108	\$255	\$619
715	0070	60KW ELECT HEATER 480V 3P	\$135	\$468	\$1,125
715	0120	1.35M BTU STAINLESS STEEL HEAT EXCHANGER	\$131	\$366	\$964
715	0140	3.8M BTU STAINLESS STEEL HEAT EXCHANGER	\$338	\$956	\$2,531
715	0205	80K BTU HEATER 1400 CFM WALL MOUNTED	\$45	\$115	\$250
715	0220	60KW ELECT INLINE HEATER 220V/460V 3PH	\$225	\$574	\$1,388
715	0235	150KW IND ELECT HEATER 480V 3PH 1/2IN SP	\$550	\$1,233	\$2,963
715	0237	150KW ELECT HEATER 480V 3PH 5IN SP NAROW	\$550	\$1,233	\$2,963
715	0240	150KW IND ELECT HEATER 480V 3PH 5IN SP	\$878	\$1,849	\$4,444

OMNIA GOLD 2019

*Customer agrees to keep confidential the information contained herein and not to reproduce or disclose any such information, in whole or in part, to any individual or entity, without the prior written consent of Herc Rentals. Customer and Herc hereby agree to the equipment and pricing as detailed herein and Customer agrees to be responsible for all applicable fees and charges as published at HercRentals.com, including, without limitation, environmental and emissions, refueling, vehicle licensing fees and transportation charges. Any equipment that is ordered by or on behalf of Customer locally at a Herc branch or other such location, that is not on the list of equipment in this schedule, will be negotiated locally at time of rental, up to an amount not to exceed the then-current list price for a standard rental shift, plus any additional hours, as published at HercRentals.com. Herc may at its sole discretion modify or terminate any pricing herein with 30 days notice to customer.*

EFFECTIVE DATES: FROM: 01/01/2020 THROUGH: 12/31/2020

Pricing Schedule #:

20025

**CAT-CLASS DESCRIPTION****DAY WEEK MONTH**CLIMATE CONTROL - FANS & BLOWERS

700	1240	FAN FLOOR 16-24IN HAZ LOC ELEC	\$90	\$165	\$479
700	1280	FAN MISTING OSCIL PORTABLE 100 GAL ELEC	\$90	\$240	\$595
700	1290	FAN MISTING OSCIL PORTABLE 19-40GAL ELEC	\$68	\$185	\$440
700	1310	INSULATION BLOWER ELECTRIC	\$158	\$360	\$1,000
700	1320	VACUUM INSULATION REMOVAL GAS	\$266	\$970	\$2,124
700	1420	BLOWER MANHOLE 8IN ELEC	\$41	\$150	\$324
700	1635	COOLER EVAPORATIVE PORT 24IN 115V ELEC	\$68	\$165	\$480
700	1640	COOLER EVAPORATIVE PORT 36IN 115V ELEC	\$68	\$165	\$480
700	1642	COOLER EVAPORATIVE PORT 36IN HAZ LOC	\$131	\$336	\$1,000
700	1645	COOLER EVAPORATIVE PORT 48IN 115V ELEC	\$72	\$172	\$500
925	3109	PEDESTAL FAN 30"	\$36	\$124	\$271
925	3123	ROUND FLOOR FAN 36"	\$49	\$134	\$382
925	3126	ROUND FLOOR FAN 42"	\$59	\$162	\$338
925	3129	ROUND FLOOR FAN 48"	\$58	\$163	\$408
925	3250	AIRMOVER LOW PROFILE FAN	\$23	\$90	\$203

CLIMATE CONTROL - FLAMELESS

715	1210	500K BTU 3500 CFM FLAMELESS HEATER DSL	\$1,350	\$2,975	\$7,125
715	1220	750K BTU 5500 CFM FLAMELESS HEATER DSL	\$1,530	\$3,230	\$7,875

CLIMATE CONTROL - HYDRONIC SURFACE

715	1010	234K BTU HYDRONIC SURFACE HEATER DSL	\$1,350	\$2,975	\$6,375
715	1020	385K BTU HYDRONIC SURFACE HEATER DSL	\$1,400	\$3,050	\$6,535
715	1030	600K BTU HYDRONIC SURFACE HEATER DSL	\$1,485	\$3,400	\$7,425
715	1045	860K BTU HYDRONIC AIR HEATER DSL	\$1,553	\$3,870	\$8,055

CLIMATE CONTROL - INDIRECT FIRED

715	0610	200K BTU INDIR FORCED AIR HEATER DSL	\$113	\$319	\$638
715	0615	200K BTU INDIR FORCED AIR HEATER NG	\$113	\$319	\$638
715	0620	400K BTU INDIR FORCED AIR HEATER DSL	\$171	\$446	\$1,013
715	0630	400K BTU INDIR FORCED AIR HEATER LPG/NG	\$162	\$425	\$938
715	0632	600K BTU INDIR FORCED AIR HEATER LPG/NG	\$360	\$765	\$2,080
715	0635	700K BTU INDIR FORCED AIR HEATER LP/NG	\$360	\$765	\$2,080
715	0640	750K BTU INDIR FORCED AIR HEATER LPG/NG	\$360	\$765	\$2,080
715	0660	1M BTU INDIR FORCED AIR HEATER LP/NG	\$473	\$1,105	\$2,600
715	0695	2M BTU INDIR FORCED AIR HEATER LP/NG	\$945	\$2,210	\$5,230

CLIMATE CONTROL - OZONE AND HYDROXYL

700	1720	OZONE GENERATOR	\$41	\$150	\$324
700	1725	HYDROXYL GENERATOR LARGE AREA	\$135	\$410	\$720

CLIMATE CONTROL - PORTABLE AIR CONDITIONERS

718	1100	1 TON PORT AIR CONDITIONER 120V	\$100	\$230	\$659
-----	------	---------------------------------	-------	-------	-------

OMNIA GOLD 2019

*Customer agrees to keep confidential the information contained herein and not to reproduce or disclose any such information, in whole or in part, to any individual or entity, without the prior written consent of Herc Rentals. Customer and Herc hereby agree to the equipment and pricing as detailed herein and Customer agrees to be responsible for all applicable fees and charges as published at HercRentals.com, including, without limitation, environmental and emissions, refueling, vehicle licensing fees and transportation charges. Any equipment that is ordered by or on behalf of Customer locally at a Herc branch or other such location, that is not on the list of equipment in this schedule, will be negotiated locally at time of rental, up to an amount not to exceed the then-current list price for a standard rental shift, plus any additional hours, as published at HercRentals.com. Herc may at its sole discretion modify or terminate any pricing herein with 30 days notice to customer.*



EFFECTIVE DATES: FROM: 01/01/2020 THROUGH: 12/31/2020

Pricing Schedule #:

20025

**CAT-CLASS DESCRIPTION****DAY WEEK MONTH**CLIMATE CONTROL - PORTABLE AIR CONDITIONERS

718	1101	1 TON PORT AIR CONDITIONER IT CUBE 115V	\$100	\$230	\$659
718	1102	1 TON PORT AIR CONDITIONER W/HEAT 120 V	\$100	\$230	\$659
718	1103	1 TON PORT AIR COND WATERCOOLED 120V	\$117	\$320	\$723
718	1104	1.2 TON PORT AIR COND W HEAT 5-20P PLUG	\$117	\$320	\$723
718	1115	1.5 TON PORT AIR COND WATERCOOLED 120 V	\$117	\$320	\$723
718	1130	3 TON PORT AIR CONDITIONER 1PH 208/230V	\$180	\$440	\$1,007
718	1134	3 TON PORT AIR COND W/HEAT 3PH 208/230V	\$225	\$595	\$1,400
718	1145	5 TON AIR COND INDOOR 1PH 208/230V	\$225	\$595	\$1,400
718	1146	5 TON AIR COND INDOOR W/HEAT 1PH 208/230	\$225	\$595	\$1,400
718	1147	5 TON AIR COND INDOOR W/HEAT 3PH 208/230	\$257	\$690	\$1,400
718	1148	5 TON AIR COND INDOOR W/HEAT 3PH 460V	\$257	\$690	\$1,400
718	1155	5 TON AIR CONDITIONER INDOOR 3PH 460V	\$225	\$595	\$1,400
718	1156	5 TON PORT AIR COND WATCOOL 1PH 208/230V	\$225	\$595	\$1,400
718	1157	5 TON PORT AIR COND WATCOOL 3PH 208/230V	\$225	\$595	\$1,400
718	1158	5 TON PORT AIR COND WATERCOOLED 3PH 460V	\$225	\$595	\$1,424
718	1160	5 TON PORT AIR COND W/HEAT 3PH 208/230V	\$225	\$595	\$1,400
718	1162	5 TON PORT AIR COND W/HEAT 1PH 208/230V	\$225	\$595	\$1,400
718	1165	5 TON PORT AIR COND W/HEAT 3PH 460V	\$225	\$595	\$1,400

CLIMATE CONTROL - SELF-CONTAINED

715	0810	800K BTU SELF CONTAINED HEATER DSL	\$1,350	\$2,975	\$6,150
715	0820	1.2M BTU SELF CONTAINED HEATER DSL	\$1,350	\$3,050	\$8,000

COMPACTION AND PAVING - DOUBLE DRUM

150	2820	ROLLER RIDE-ON SMOOTH 35IN DBL 1 TON GAS	\$175	\$495	\$1,180
150	2840	ROLLER RIDE-ON SMOOTH 47IN DBL 2 TON DSL	\$252	\$615	\$1,575
150	2860	ROLLER RIDE-ON SMOOTH 47IN DBL 3 TON DSL	\$252	\$615	\$1,575
150	2880	ROLLER RIDE-ON SMOOTH 66IN DBL 7 TON DSL	\$653	\$2,029	\$4,000
150	2920	ROLLER RIDE-ON SMOOTH 66IN DBL 11TON DSL	\$752	\$2,177	\$4,500

COMPACTION AND PAVING - HOT ASPHALT TRANSPORTS

150	4100	TRAILER ASPHALT HEATED SPRAYER 300 GAL	\$261	\$784	\$2,351
150	5000	TRAILER CRACK SEALER 250 GAL	\$456	\$1,140	\$3,500

COMPACTION AND PAVING - MILLING MACHINES

150	4000	ROAD MILLING COLD 20IN WIDE	\$1,283	\$3,599	\$9,681
150	4010	ROAD MILLING COLD 80IN WIDE	\$2,375	\$9,700	\$28,024

COMPACTION AND PAVING - PADFOOT ROLLER ATTACHMENTS

150	2950	ROLLER ATTACHMENT PADFOOT 5 TON	\$57	\$170	\$459
150	2960	ROLLER ATTACHMENT PADFOOT 8 TON	\$119	\$350	\$680
150	2970	ROLLER ATTACHMENT PADFOOT 11 TON	\$143	\$383	\$850

OMNIA GOLD 2019

*Customer agrees to keep confidential the information contained herein and not to reproduce or disclose any such information, in whole or in part, to any individual or entity, without the prior written consent of Herc Rentals. Customer and Herc hereby agree to the equipment and pricing as detailed herein and Customer agrees to be responsible for all applicable fees and charges as published at HercRentals.com, including, without limitation, environmental and emissions, refueling, vehicle licensing fees and transportation charges. Any equipment that is ordered by or on behalf of Customer locally at a Herc branch or other such location, that is not on the list of equipment in this schedule, will be negotiated locally at time of rental, up to an amount not to exceed the then-current list price for a standard rental shift, plus any additional hours, as published at HercRentals.com. Herc may at its sole discretion modify or terminate any pricing herein with 30 days notice to customer.*

EFFECTIVE DATES: FROM: 01/01/2020 THROUGH: 12/31/2020

Pricing Schedule #:

20025

**CAT-CLASS DESCRIPTION****DAY WEEK MONTH**COMPACTION AND PAVING - PLATE COMPACTORS

150	1260	PLATE COMPACTOR UP TO 299LB GAS	\$75	\$238	\$395
150	1420	PLATE COMPACTOR 100LB TO 199LB REVERSBLE	\$75	\$238	\$497
150	1440	PLATE COMPACTOR 200LB TO 299LB REVERSBLE	\$85	\$290	\$600
150	1460	PLATE COMPACTOR 300LB TO 399LB REVERSBLE	\$85	\$290	\$600
150	1500	PLATE COMPACTOR 500LB TO 599LB REVERSBLE	\$130	\$420	\$900
150	1520	PLATE COMPACTOR 600LB TO 699LB REVERSBLE	\$140	\$475	\$965
150	1540	PLATE COMPACTOR 700LB TO 799LB REVERSBLE	\$150	\$505	\$1,024
150	1560	PLATE COMPACTOR 900LB TO 999LB REVERSBLE	\$235	\$790	\$1,609
150	1580	PLATE COMPACTOR 1000 TO 1100LB REVERSBLE	\$235	\$790	\$1,609
150	1600	PLATE COMPACTOR 1100LB-1199LB REVERSBLE	\$245	\$820	\$1,667

COMPACTION AND PAVING - PLATE TAMPERS

150	1720	TAMPER 30LB 6IN AIR	\$50	\$165	\$338
-----	------	---------------------	------	-------	-------

COMPACTION AND PAVING - RAMMERS

150	1040	RAMMER SAND	\$29	\$98	\$205
150	1060	RAMMER JUMPING JACK 1LB - 99LB GAS	\$70	\$200	\$360
150	1070	RAMMER JUMPING JACK 100LB - 150LB GAS	\$70	\$200	\$360
150	1080	RAMMER JUMPING JACK 100LB - 199LB GAS	\$70	\$200	\$360
150	1120	RAMMER 100LB TO 199LB ELEC	\$90	\$305	\$630
150	1140	RAMMER JUMPING JACK 100LB - 199LB DSL	\$90	\$305	\$630

COMPACTION AND PAVING - SINGLE DRUM

150	2560	ROLLER RIDE-ON PADFT 54IN SNG 5 TON	\$500	\$1,550	\$3,445
150	2580	ROLLER RIDE-ON PADFT 66IN SNG 8 TON	\$580	\$1,560	\$3,590
150	2600	ROLLER RIDE-ON PADFT 84IN SNG 11 TON	\$653	\$1,805	\$4,380
150	2620	ROLLER RIDE-ON PADFT 84IN SNG 14 TON	\$785	\$2,010	\$4,880
150	2730	ROLLER RIDE-ON SMOOTH 54IN SNG 5 TON	\$446	\$1,090	\$2,485
150	2760	ROLLER RIDE-ON SMOOTH 66IN SNG 8 TON	\$536	\$1,340	\$2,940
150	2770	ROLLER RIDE-ON SMOOTH 84IN SNG 11 TON	\$621	\$1,640	\$3,900

COMPACTION AND PAVING - TAMPER ATTACHMENTS

150	3240	TAMPER ATTACHMENT 3000LB TO 3999LB	\$122	\$432	\$911
150	3260	TAMPER ATTACHMENT 6000LB TO 6999LB	\$143	\$540	\$1,148
150	3300	TAMPER ATTACHMENT 11000LB TO 11999LB	\$238	\$900	\$1,913
150	3320	TAMPER ATTACHMENT 24000LB TO 24999LB	\$261	\$990	\$2,104

COMPACTION AND PAVING - TRENCH ROLLERS

150	2220	ROLLER TRENCH VIBRA DBL DRUM 22IN DSL	\$356	\$840	\$1,838
150	2260	ROLLER TRENCH VIBRA DBL DRUM 32IN DSL	\$356	\$840	\$1,838

COMPACTION AND PAVING - WALK-BEHIND ROLLERS

150	2020	ROLLER WALKBEHIND DOUBLE DRUM 25IN GAS	\$155	\$410	\$750
-----	------	--	-------	-------	-------

OMNIA GOLD 2019

*Customer agrees to keep confidential the information contained herein and not to reproduce or disclose any such information, in whole or in part, to any individual or entity, without the prior written consent of Herc Rentals. Customer and Herc hereby agree to the equipment and pricing as detailed herein and Customer agrees to be responsible for all applicable fees and charges as published at [HercRentals.com](http://HercRentals.com), including, without limitation, environmental and emissions, refueling, vehicle licensing fees and transportation charges. Any equipment that is ordered by or on behalf of Customer locally at a Herc branch or other such location, that is not on the list of equipment in this schedule, will be negotiated locally at time of rental, up to an amount not to exceed the then-current list price for a standard rental shift, plus any additional hours, as published at [HercRentals.com](http://HercRentals.com). Herc may at its sole discretion modify or terminate any pricing herein with 30 days notice to customer.*



EFFECTIVE DATES: FROM: 01/01/2020 THROUGH: 12/31/2020

Pricing Schedule #:

20025

**CAT-CLASS DESCRIPTION****DAY WEEK MONTH**COMPACTION AND PAVING - WALK-BEHIND ROLLERS

150	2040	ROLLER WALKBEHIND SINGLE DRUM 28IN GAS	\$158	\$420	\$788
150	2100	ROLLER WALKBEHIND SINGLE DRUM 30IN GAS	\$158	\$420	\$788

CONCRETE AND MASONRY - BUGGIES

100	1850	CONCRETE W/B PUSH BUGGY 6 CU FT	\$23	\$80	\$169
100	1860	CONCRETE W/B PUSH BUGGY 8 CU FT	\$23	\$80	\$169
100	1862	CONCRETE WHEEL POWER BUGGY 8 CU FT BATT	\$90	\$261	\$585
100	1865	CONCRETE WHEEL POWER BUGGY 16 CU FT. LPG	\$167	\$592	\$1,249
100	1870	CONCRETE WHEEL POWER BUGGY 16 CU. FT.	\$149	\$460	\$848
100	1880	CONCRETE TRACK POWER BUGGY 10 CU. FT.	\$99	\$264	\$495
100	1890	CONCRETE TRACK POWER BUGGY 16 CU. FT.	\$167	\$592	\$1,249

CONCRETE AND MASONRY - CHAIN SAWS

115	2890	CHAIN SAW CONCRETE 12-16IN GAS	\$113	\$392	\$859
-----	------	--------------------------------	-------	-------	-------

CONCRETE AND MASONRY - CONCRETE BUCKETS

100	1900	CONCRETE BUCKET 1/2 YD	\$36	\$92	\$225
100	1910	CONCRETE BUCKET 3/4 YD	\$41	\$104	\$270
100	1920	CONCRETE BUCKET 1 YD	\$41	\$104	\$270
100	1930	CONCRETE BUCKET 1-1/2 YD	\$59	\$144	\$386
100	1940	CONCRETE BUCKET 2 YD	\$68	\$176	\$401

CONCRETE AND MASONRY - CONCRETE MIX & HAUL TRAILERS

610	1600	TRAILER MIXING 27 CF 7000 LB	\$126	\$448	\$945
610	1620	TRAILER MIXING 50 CF 10000 LB	\$135	\$480	\$1,013

CONCRETE AND MASONRY - CONCRETE MIXERS

100	1620	CONCRETE MIXER 3-5CU. FT. ELEC	\$54	\$192	\$405
100	1690	CONCRETE MIXER 9 CU. FT. GAS	\$86	\$304	\$641
100	1710	CONCRETE MIXER 12 CU. FT. GAS	\$95	\$336	\$709

CONCRETE AND MASONRY - CORE DRILLS

100	1420	CORE DRILL UP TO 3IN HAND HELD ELEC	\$86	\$304	\$641
100	1440	CORE DRILL UPTO 6IN HAND HELD/STAND ELEC	\$90	\$320	\$675
100	1470	CORE DRILL UP TO 12IN STAND ELEC	\$104	\$368	\$776
100	1480	CORE DRILL UP TO 24IN STAND HYDRAULIC	\$117	\$400	\$900

CONCRETE AND MASONRY - CURB MOLDING MACHINES

100	3410	CURB MOLDING MACHINE GAS	\$351	\$980	\$2,220
-----	------	--------------------------	-------	-------	---------

CONCRETE AND MASONRY - DEMOLITION ROBOT

230	1000	DEMOLITION ROBOT DXR140 2200LB 12FT ELEC	\$760	\$2,375	\$6,650
230	1100	DEMOLITION ROBOT DXR300 4300LB 17FT ELEC	\$1,140	\$3,325	\$8,550

OMNIA GOLD 2019

*Customer agrees to keep confidential the information contained herein and not to reproduce or disclose any such information, in whole or in part, to any individual or entity, without the prior written consent of Herc Rentals. Customer and Herc hereby agree to the equipment and pricing as detailed herein and Customer agrees to be responsible for all applicable fees and charges as published at HercRentals.com, including, without limitation, environmental and emissions, refueling, vehicle licensing fees and transportation charges. Any equipment that is ordered by or on behalf of Customer locally at a Herc branch or other such location, that is not on the list of equipment in this schedule, will be negotiated locally at time of rental, up to an amount not to exceed the then-current list price for a standard rental shift, plus any additional hours, as published at HercRentals.com. Herc may at its sole discretion modify or terminate any pricing herein with 30 days notice to customer.*

EFFECTIVE DATES: FROM: 01/01/2020 THROUGH: 12/31/2020

Pricing Schedule #:

20025

**CAT-CLASS DESCRIPTION****DAY****WEEK****MONTH**CONCRETE AND MASONRY - DEMOLITION ROBOTCONCRETE AND MASONRY - DEMOLITION ROBOT ATTACHMENTS

230	1200	BREAKER DEMOLITION ROBOT 310LB DXR140	\$166	\$380	\$1,140
230	1210	BREAKER DEMOLITION ROBOT 440LB DXR300	\$190	\$475	\$1,425
230	1215	BREAKER DEMOLITION ROBOT 660LB DXR300	\$215	\$570	\$1,710
230	1300	DEMOLITION ROBOT ATTCH GRAPPLER DXR140	\$190	\$475	\$1,425
230	1310	DEMOLITION ROBOT ATTCH GRAPPLER DXR300	\$190	\$475	\$1,425
230	1400	DEMOLITION ROBOT ATTCH CRUSHER DXR140	\$335	\$760	\$2,375
230	1410	DEMOLITION ROBOT ATTCH CRUSHER DXR300	\$404	\$950	\$2,660
230	1430	DEMOLITION ROBOT ATTCH DRUMCUTTER DXR300	\$404	\$950	\$2,660
230	1500	DEMOLITION ROBOT ATTCH SHEARER 140/300	\$404	\$950	\$2,660
230	1600	DEMOLITION ROBOT BUCKET 12 SMOOTH DXR140	\$29	\$71	\$214
230	1610	DEMOLITION ROBOT BUCKET 12 SMOOTH DXR300	\$29	\$71	\$214
230	1620	DEMOLITION ROBOT BUCKET 20 TRENCH DXR140	\$29	\$71	\$214
230	1630	DEMOLITION ROBOT BUCKET 20 TRENCH DXR300	\$29	\$71	\$214
230	1640	DEMOLITION ROBOT BUCKET 30 SMOOTH DXR140	\$29	\$71	\$214
230	1650	DEMOLITION ROBOT BUCKET 30 SMOOTH DXR300	\$29	\$71	\$214

CONCRETE AND MASONRY - HANDHELD CUTOFF SAWS

100	2700	CONCRETE CUTOFF SAW 12IN DUSTLES HH ELEC	\$54	\$192	\$405
100	2710	CONCRETE CUTOFF SAW 14IN HAND HELD ELEC	\$54	\$192	\$405
100	2720	CONCRETE CUTOFF SAW 12IN HAND HELD GAS	\$68	\$240	\$506
100	2730	CONCRETE CUTOFF SAW 14IN HAND HELD GAS	\$68	\$240	\$506
100	2740	CONCRETE CUTOFF SAW 16IN HAND HELD GAS	\$77	\$272	\$574
100	2750	CONCRETE CUTOFF SAW 14IN HAND HELD AIR	\$57	\$200	\$439
100	2780	CONCRETE CUTNBRK SAW 16IN HAND HELD GAS	\$68	\$240	\$506

CONCRETE AND MASONRY - MISCELLANEOUS

100	1410	CONCRETE IMAGING DETECTION SYSTEM	\$500	\$1,500	\$4,500
100	1800	TILT DEBRIS CART 3/4 CU YD BATTERY 750LB	\$71	\$214	\$495

CONCRETE AND MASONRY - MORTAR MIXERS

100	1720	MORTAR MIXER 4 CU. FT. ELEC	\$59	\$208	\$439
100	1750	MORTAR MIXER 7 CU. FT. GAS	\$86	\$304	\$641
100	1770	MORTAR MIXER 9 CU. FT. GAS	\$86	\$304	\$641
100	1780	MORTAR MIXER 12 CU. FT. GAS	\$95	\$336	\$709

CONCRETE AND MASONRY - REBAR CUTTERS

100	1950	CUTTER REBAR UP TO 1 IN	\$59	\$208	\$439
-----	------	-------------------------	------	-------	-------

CONCRETE AND MASONRY - ROTARY & HAMMER DRILLS

100	1050	ROTARY HAMMER 1/4-1 IN SDS PLUS BATT	\$45	\$160	\$338
100	1090	ROTARY HAMMER 3/16-3/4IN SDS PLUS ELEC	\$45	\$160	\$338

OMNIA GOLD 2019

*Customer agrees to keep confidential the information contained herein and not to reproduce or disclose any such information, in whole or in part, to any individual or entity, without the prior written consent of Herc Rentals. Customer and Herc hereby agree to the equipment and pricing as detailed herein and Customer agrees to be responsible for all applicable fees and charges as published at HercRentals.com, including, without limitation, environmental and emissions, refueling, vehicle licensing fees and transportation charges. Any equipment that is ordered by or on behalf of Customer locally at a Herc branch or other such location, that is not on the list of equipment in this schedule, will be negotiated locally at time of rental, up to an amount not to exceed the then-current list price for a standard rental shift, plus any additional hours, as published at HercRentals.com. Herc may at its sole discretion modify or terminate any pricing herein with 30 days notice to customer.*

EFFECTIVE DATES: FROM: 01/01/2020 THROUGH: 12/31/2020

Pricing Schedule #:

20025

**CAT-CLASS DESCRIPTION****DAY WEEK MONTH**CONCRETE AND MASONRY - ROTARY & HAMMER DRILLS

100	1140	ROTARY HAMMER SDS MAX COMBO 1/2-6IN ELEC	\$54	\$192	\$405
100	1150	ROTARY HAMMER SDS MAX COMBO 1/2-3IN ELEC	\$54	\$192	\$405
100	1180	ROTARY HAMMER DRILL AIR	\$36	\$128	\$270
100	2775	CONCRETE CUTNBRK SAW 14IN HAND HELD ELEC	\$57	\$200	\$439
100	8270	TRAILER MOUNTED FALL PROTECTION	\$380	\$950	\$2,340

CONCRETE AND MASONRY - SCREEDS

100	2500	CONCRETE SCREED PORTABLE 10-16FT GAS	\$72	\$256	\$540
-----	------	--------------------------------------	------	-------	-------

CONCRETE AND MASONRY - TILE SAWS

100	3070	CONCRETE BRICK SAW 14IN ELEC	\$81	\$288	\$608
100	3080	CONCRETE BRICK SAW 14IN GAS	\$81	\$288	\$608
100	3220	TILE AND STONE COMBICUT SAW 10IN ELEC	\$59	\$208	\$439
100	3230	TILE SAW 10IN ELEC	\$59	\$208	\$439

CONCRETE AND MASONRY - TROWELS

100	2550	CONCRETE TROWEL MACHINE 36IN W/B ELEC	\$68	\$240	\$451
100	2595	CONCRETE TROWEL MACHINE 24IN W/B GAS	\$77	\$272	\$574
100	2600	CONCRETE TROWEL MACHINE 36IN W/B GAS	\$77	\$272	\$574
100	2610	CONCRETE TROWEL MACHINE 46IN W/B GAS	\$86	\$304	\$641
100	2620	CONCRETE TROWEL MACHINE 48IN W/B GAS	\$86	\$304	\$641
100	2650	CONCRETE TROWEL 96IN POWER RIDE-ON GAS	\$225	\$800	\$1,688

CONCRETE AND MASONRY - VIBRATORS

100	2110	CONCRETE VIBRATOR 1HP ELEC	\$59	\$208	\$439
100	2120	CONCRETE VIBRATOR 2HP ELEC	\$59	\$208	\$439
100	2130	CONCRETE VIBRATOR 3HP ELEC	\$59	\$208	\$439
100	2230	HIGH FREQ INTERNAL CONCRETE VIBRATOR	\$77	\$272	\$574
100	2360	CONCRETE VIBRATOR BACKPACK GAS	\$63	\$224	\$473

CONCRETE AND MASONRY - WALK-BEHIND SAWS

100	2810	CONCRETE PUSH W/B SAW 10-19 HP GAS	\$77	\$272	\$574
100	2820	CONCRETE SELFPROP W/B SAW 10-19 HP GAS	\$113	\$400	\$844
100	2840	CONCRETE SELFPROP W/B SAW 20-29 HP GAS	\$135	\$480	\$1,013
100	2850	CONCRETE SELFPROP W/B SAW 30-39 HP GAS	\$221	\$680	\$1,418
100	2870	CONCRETE PUSH W/B SAW 0-9 HP ELEC	\$90	\$320	\$675
100	2880	CONCRETE SELFPROP W/B SAW 0-9 HP LPN	\$113	\$400	\$844
100	2895	CONCRETE SELFPROP W/B SAW 20-29 HP LPN	\$144	\$512	\$1,088
100	2910	CONCRETE SELFPROP W/B SAW 40 - 49 HP DSL	\$288	\$796	\$1,650
100	2925	CONCRETE SELFPROP W/B SAW 70 - 79 HP DSL	\$446	\$1,180	\$2,438
100	2930	CONCRETE PUSH W/B SAW 14IN BLADE AIR	\$77	\$272	\$574
100	2950	CONCRETE EARLY ENTRY SAW PUSH 1.18IN GAS	\$122	\$432	\$911
100	2960	CONCRETE EARLY ENTRY SAW W/B 1.5IN GAS	\$230	\$456	\$975

OMNIA GOLD 2019

*Customer agrees to keep confidential the information contained herein and not to reproduce or disclose any such information, in whole or in part, to any individual or entity, without the prior written consent of Herc Rentals. Customer and Herc hereby agree to the equipment and pricing as detailed herein and Customer agrees to be responsible for all applicable fees and charges as published at HercRentals.com, including, without limitation, environmental and emissions, refueling, vehicle licensing fees and transportation charges. Any equipment that is ordered by or on behalf of Customer locally at a Herc branch or other such location, that is not on the list of equipment in this schedule, will be negotiated locally at time of rental, up to an amount not to exceed the then-current list price for a standard rental shift, plus any additional hours, as published at HercRentals.com. Herc may at its sole discretion modify or terminate any pricing herein with 30 days notice to customer.*

EFFECTIVE DATES: FROM: 01/01/2020 THROUGH: 12/31/2020

Pricing Schedule #:

20025

**CAT-CLASS DESCRIPTION****DAY WEEK MONTH**CONCRETE AND MASONRY - WALK-BEHIND SAWS

100	2980	CONCRETE CRACK REPAIR SAW 8IN GAS	\$68	\$180	\$435
-----	------	-----------------------------------	------	-------	-------

CONTRACTOR AND INDUSTRIAL -

125	2380	HANDHELD TUBE EXPANDER BATT	\$23	\$60	\$169
135	6000	RR SPIKE PULLER HYD	\$54	\$136	\$375
135	6005	RR SPIKE DRIVER TALL HYD	\$63	\$160	\$450
135	6015	RR TAMPER TIE 10 GPM HYD	\$63	\$160	\$450
135	6020	RR CUTOFF SAW CCW HYD	\$54	\$136	\$375
135	6025	RR IMPACT DRILL 7/16QC HYD	\$54	\$136	\$375
135	6030	RR RAIL DRILL HYD	\$77	\$200	\$559
135	6035	RR JACK TRACK HYD	\$41	\$104	\$289

CONTRACTOR AND INDUSTRIAL - ACOUSTICAL SPRAYERS

100	5530	SPRAYER ACOUSTICAL STANDARD	\$63	\$224	\$473
-----	------	-----------------------------	------	-------	-------

CONTRACTOR AND INDUSTRIAL - AERATORS

115	1810	AERATOR 10-19IN WIDTH WALKBEHIND	\$80	\$280	\$574
115	1820	AERATOR 20-29IN WIDTH WALKBEHIND	\$120	\$430	\$900
115	1840	AERATOR 20-29 IN WIDTH RIDE ON	\$220	\$730	\$1,925

CONTRACTOR AND INDUSTRIAL - AIR BREAKERS

120	1610	BREAKER 30-39LB AIR	\$41	\$144	\$304
120	1620	BREAKER 40-49LB AIR	\$45	\$160	\$338
120	1640	BREAKER 60-69LB AIR	\$50	\$176	\$371
120	1660	BREAKER 90-99LB AIR	\$63	\$224	\$473

CONTRACTOR AND INDUSTRIAL - AIR CHIPPING HAMMERS

120	1520	CHIPPING HAMMER RETAINER 13-20 LB AIR	\$41	\$144	\$304
120	1540	CHIPPING HAMMER RETAINER 26-31 LB AIR	\$45	\$160	\$338

CONTRACTOR AND INDUSTRIAL - AIR CLAY SPADES

120	1700	CLAY DIGGER 30-39 LB AIR	\$41	\$144	\$304
-----	------	--------------------------	------	-------	-------

CONTRACTOR AND INDUSTRIAL - AIR GRINDERS

120	3000	GRINDER BATWING 7INCH AIR	\$18	\$48	\$135
120	3010	GRINDER ANGLE 4 IN AIR	\$18	\$48	\$135
120	3020	GRINDER HORIZ 7 IN AIR	\$18	\$48	\$135
120	3025	GRINDER VERTICAL 7 IN AIR	\$19	\$67	\$126
120	3030	GRINDER STRAIGHT AIR	\$14	\$36	\$101
120	3040	GRINDER DIE RIGHT ANGLE 1/4IN AIR	\$14	\$36	\$101
120	3050	GRINDER DIE 1/4IN AIR	\$14	\$36	\$101

CONTRACTOR AND INDUSTRIAL - AIR HORIZONTAL DRILLS

OMNIA GOLD 2019

*Customer agrees to keep confidential the information contained herein and not to reproduce or disclose any such information, in whole or in part, to any individual or entity, without the prior written consent of Herc Rentals. Customer and Herc hereby agree to the equipment and pricing as detailed herein and Customer agrees to be responsible for all applicable fees and charges as published at HercRentals.com, including, without limitation, environmental and emissions, refueling, vehicle licensing fees and transportation charges. Any equipment that is ordered by or on behalf of Customer locally at a Herc branch or other such location, that is not on the list of equipment in this schedule, will be negotiated locally at time of rental, up to an amount not to exceed the then-current list price for a standard rental shift, plus any additional hours, as published at HercRentals.com. Herc may at its sole discretion modify or terminate any pricing herein with 30 days notice to customer.*

EFFECTIVE DATES: FROM: 01/01/2020 THROUGH: 12/31/2020

Pricing Schedule #:

20025

**CAT-CLASS DESCRIPTION****DAY WEEK MONTH**CONTRACTOR AND INDUSTRIAL - AIR HORIZONTAL DRILLS

120	3500	DRILL HORIZ 1/2INCH AIR	\$18	\$48	\$135
120	3510	DRILL HORIZ 3/8 AIR	\$15	\$36	\$100

CONTRACTOR AND INDUSTRIAL - AIR IMPACT WRENCHES

130	1650	WRENCH IMPACT 1/2IN BATTERY	\$23	\$80	\$169
130	1670	WRENCH IMPACT 1/2IN ELEC	\$36	\$96	\$270
130	1680	WRENCH IMPACT 3/4IN ELEC	\$41	\$108	\$304
130	1690	WRENCH IMPACT 1IN ELEC	\$45	\$120	\$338
135	2560	WRENCH IMPACT 3/8 AIR	\$18	\$35	\$75
135	2580	WRENCH IMPACT 1/2 AIR	\$18	\$35	\$75
135	2590	WRENCH IMPACT 3/4 AIR	\$20	\$40	\$120
135	2600	WRENCH IMPACT 1 AIR	\$35	\$70	\$200
135	2610	WRENCH IMPACT 1 1/2 AIR	\$50	\$100	\$300
135	2620	WRENCH IMPACT SPLINE 1 1/2 AIR	\$50	\$100	\$300
135	2640	WRENCH IMPACT SPLINE AIR	\$50	\$100	\$300

CONTRACTOR AND INDUSTRIAL - AIR NAILERS

100	5620	NAILER FRAMING AIR	\$27	\$96	\$203
100	5630	NAILER FINISHING AIR	\$27	\$96	\$203
100	5640	NAILER ROOFING AIR	\$27	\$96	\$203

CONTRACTOR AND INDUSTRIAL - AIR NUTRUNNERS

135	2750	NUTRUNNER 3/4IN 1K FT/LB	\$108	\$268	\$750
135	2755	NUTRUNNER AIR 1000 FT/LBS SQ 1IN	\$202	\$586	\$1,650
135	2757	NUTRUNNER 1SQ 3K FT/LB	\$270	\$640	\$1,800
135	2760	NUTRUNNER AIR 4000 FT/LBS SQ 1-1/2IN	\$301	\$808	\$2,265

CONTRACTOR AND INDUSTRIAL - AIR RECIPROCATING SAWS

120	3610	SAW RECIPROCATING HAND AIR	\$36	\$96	\$244
120	3620	SAW HACK HAND HELD AIR	\$36	\$96	\$244
120	3640	SAW TIG AIR	\$36	\$96	\$244

CONTRACTOR AND INDUSTRIAL - AIR RIVET BUSTERS

120	2010	RIVET BUSTER 6 IN STROKE	\$32	\$72	\$188
120	2020	CHIPPING HAMMER 4IN STROKE ROUND	\$32	\$72	\$188
120	2030	RIVET BUSTER 8IN STROKE	\$68	\$240	\$506
120	2040	RIVET BUSTER 11IN STROKE	\$72	\$256	\$540

CONTRACTOR AND INDUSTRIAL - AIR ROCK DRILLS

120	1750	ROCK DRILL 1-9 LB AIR	\$54	\$192	\$405
120	1760	ROCK DRILL 10-19 LB AIR	\$59	\$208	\$439
120	1780	ROCK DRILL 30-39 LB AIR	\$63	\$224	\$473
120	1800	ROCK DRILL 40-49 LB AIR	\$72	\$256	\$540

OMNIA GOLD 2019

*Customer agrees to keep confidential the information contained herein and not to reproduce or disclose any such information, in whole or in part, to any individual or entity, without the prior written consent of Herc Rentals. Customer and Herc hereby agree to the equipment and pricing as detailed herein and Customer agrees to be responsible for all applicable fees and charges as published at HercRentals.com, including, without limitation, environmental and emissions, refueling, vehicle licensing fees and transportation charges. Any equipment that is ordered by or on behalf of Customer locally at a Herc branch or other such location, that is not on the list of equipment in this schedule, will be negotiated locally at time of rental, up to an amount not to exceed the then-current list price for a standard rental shift, plus any additional hours, as published at HercRentals.com. Herc may at its sole discretion modify or terminate any pricing herein with 30 days notice to customer.*

EFFECTIVE DATES: FROM: 01/01/2020 THROUGH: 12/31/2020

Pricing Schedule #:

20025

**CAT-CLASS DESCRIPTION****DAY****WEEK****MONTH**CONTRACTOR AND INDUSTRIAL - AIR ROCK DRILLS

120	1810	ROCK DRILL 50-59 LB AIR	\$77	\$272	\$574
120	1820	ROCK DRILL 60-69 LB AIR	\$77	\$272	\$574

CONTRACTOR AND INDUSTRIAL - AIR ROCK SPLITTERS

120	1900	ROCK SPLITTER	\$95	\$299	\$831
120	1910	ROCK SPLITTER POWER BOX	\$109	\$270	\$595

CONTRACTOR AND INDUSTRIAL - AUTOMOTIVE TOOLS

115	4010	CHARGER BATTERY 1 TO 24 V	\$27	\$72	\$203
-----	------	---------------------------	------	------	-------

CONTRACTOR AND INDUSTRIAL - BED EDGERS

115	1960	BED EDGER	\$86	\$260	\$581
-----	------	-----------	------	-------	-------

CONTRACTOR AND INDUSTRIAL - BLOWERS

115	2410	LEAF BLOWER HANDHELD GAS	\$18	\$64	\$135
115	2420	LEAF BLOWER BACKPACK GAS	\$32	\$112	\$236
115	2430	LEAF BLOWER WALKBEHIND GAS	\$50	\$176	\$371

CONTRACTOR AND INDUSTRIAL - BRUSH CHIPPERS

115	3510	BRUSH CHIPPER 6IN 20 - 25 HP GAS	\$293	\$780	\$1,575
115	3540	BRUSH CHIPPER 12IN 49 - 74 HP DSL	\$450	\$1,080	\$2,700
115	3570	BRUSH CHIPPER 18IN 170 - 179 HP DSL	\$765	\$2,000	\$4,500

CONTRACTOR AND INDUSTRIAL - CHAIN SAWS

115	2700	CHAIN SAW 16IN ELECTRIC	\$41	\$144	\$304
115	2760	CHAIN SAW 14IN GAS	\$50	\$176	\$371
115	2770	CHAIN SAW 16IN GAS	\$50	\$176	\$371
115	2780	CHAIN SAW 18IN GAS	\$59	\$208	\$439
115	2790	CHAIN SAW 20IN GAS	\$59	\$208	\$439
115	2810	CHAIN SAW 25IN GAS	\$68	\$240	\$506
115	2820	CHAIN SAW 28IN GAS	\$77	\$272	\$574
115	2840	CHAIN SAW 32IN GAS	\$77	\$272	\$574

CONTRACTOR AND INDUSTRIAL - CIRCULAR SAWS

100	6510	SAW CIRCULAR 7 1/4IN BLADE ELEC	\$18	\$64	\$135
100	6520	SAW CIRCULAR 10 1/4IN BLADE ELEC	\$27	\$96	\$203
100	6530	SAW CIRCULAR 16 IN ELEC	\$45	\$160	\$338
100	6540	SAW WORM DRIVE TYPE 7-14IN ELEC	\$18	\$64	\$135
120	3600	SAW CIRCULAR 8 1/4INCH AIR	\$27	\$72	\$203

CONTRACTOR AND INDUSTRIAL - COLD WATER PRESSURE WASHERS

105	2000	WASHER 1000-1999 PSI GAS	\$72	\$256	\$540
105	2010	WASHER 1000 PSI ELEC 120V 12.5-15AMP	\$72	\$256	\$540

OMNIA GOLD 2019

*Customer agrees to keep confidential the information contained herein and not to reproduce or disclose any such information, in whole or in part, to any individual or entity, without the prior written consent of Herc Rentals. Customer and Herc hereby agree to the equipment and pricing as detailed herein and Customer agrees to be responsible for all applicable fees and charges as published at HercRentals.com, including, without limitation, environmental and emissions, refueling, vehicle licensing fees and transportation charges. Any equipment that is ordered by or on behalf of Customer locally at a Herc branch or other such location, that is not on the list of equipment in this schedule, will be negotiated locally at time of rental, up to an amount not to exceed the then-current list price for a standard rental shift, plus any additional hours, as published at HercRentals.com. Herc may at its sole discretion modify or terminate any pricing herein with 30 days notice to customer.*



EFFECTIVE DATES: FROM: 01/01/2020 THROUGH: 12/31/2020

Pricing Schedule #:

20025

**CAT-CLASS DESCRIPTION****DAY WEEK MONTH**CONTRACTOR AND INDUSTRIAL - COLD WATER PRESSURE WASHERS

105	2020	WASHER 2000-2999 PSI GAS	\$72	\$256	\$540
105	2030	WASHER 2000-2999 PSI LPN	\$72	\$256	\$540
105	2040	WASHER 3000 PSI DSL	\$108	\$384	\$810
105	2050	WASHER 3000-3999 PSI GAS	\$90	\$320	\$675
105	2060	WASHER 4000-4999 PSI GAS	\$90	\$320	\$675
105	2070	WASHER 5000-5999 PSI GAS	\$126	\$448	\$975

CONTRACTOR AND INDUSTRIAL - CONDUIT BENDERS, ELECTRIC

125	2000	CONDUIT BENDER UP TO 2 555 ELEC	\$99	\$264	\$743
125	2020	CONDUIT BENDER PVC/RIG/EMT/IMC 1/2-2 ELE	\$144	\$384	\$1,080

CONTRACTOR AND INDUSTRIAL - CONDUIT BENDERS, HYDRAULIC

125	2010	CONDUIT BENDER UP TO 4 HYD	\$171	\$608	\$1,283
-----	------	----------------------------	-------	-------	---------

CONTRACTOR AND INDUSTRIAL - CONFINED SPACE RESCUE KITS

100	8220	SAFETY CONFINED SPACE ENTRY & RESCUE KIT	\$81	\$208	\$525
-----	------	--	------	-------	-------

CONTRACTOR AND INDUSTRIAL - CORDLESS RECIPROCATING SAWS

100	6560	SAW RECIPROCATING HAND BATTERY	\$18	\$64	\$135
100	6570	SAW RECIPROCATING HAND ELEC	\$18	\$64	\$135

CONTRACTOR AND INDUSTRIAL - CRIMPERS

130	1550	CABLE CRIMPER W/ DIE KIT 12T MANUAL HYD	\$72	\$192	\$563
130	1555	CABLE CRIMPER DIELESS 12TON BATTERY	\$100	\$240	\$765
130	1560	CABLE CRIMPER W/ DIE KIT 15 T BATTERY	\$216	\$520	\$1,350

CONTRACTOR AND INDUSTRIAL - CRIMPING TOOLS

130	1950	CRIMPING TOOL 12TON 120V BATTERY	\$45	\$160	\$375
-----	------	----------------------------------	------	-------	-------

CONTRACTOR AND INDUSTRIAL - DIAMOND GRINDERS

100	4570	GRINDER DIAMOND 6IN DUSTLESS ELEC	\$104	\$368	\$776
-----	------	-----------------------------------	-------	-------	-------

CONTRACTOR AND INDUSTRIAL - DIE GRINDERS

100	4490	GRINDER DIE 1-1/2 IN ELEC	\$14	\$36	\$71
100	4510	GRINDER DIE 2-1/2 IN ELEC	\$14	\$36	\$71

CONTRACTOR AND INDUSTRIAL - DIGITAL PIPE LOCATORS

125	2560	LOCATOR PIPE DIGITAL KIT	\$95	\$248	\$671
-----	------	--------------------------	------	-------	-------

CONTRACTOR AND INDUSTRIAL - DNS

100	6670	SAW TOE KICK ELEC	\$27	\$72	\$203
100	7090	JEEPER PIPE INSPECTOR	\$23	\$60	\$169

OMNIA GOLD 2019

*Customer agrees to keep confidential the information contained herein and not to reproduce or disclose any such information, in whole or in part, to any individual or entity, without the prior written consent of Herc Rentals. Customer and Herc hereby agree to the equipment and pricing as detailed herein and Customer agrees to be responsible for all applicable fees and charges as published at HercRentals.com, including, without limitation, environmental and emissions, refueling, vehicle licensing fees and transportation charges. Any equipment that is ordered by or on behalf of Customer locally at a Herc branch or other such location, that is not on the list of equipment in this schedule, will be negotiated locally at time of rental, up to an amount not to exceed the then-current list price for a standard rental shift, plus any additional hours, as published at HercRentals.com. Herc may at its sole discretion modify or terminate any pricing herein with 30 days notice to customer.*

EFFECTIVE DATES: FROM: 01/01/2020 THROUGH: 12/31/2020

Pricing Schedule #:

20025

**CAT-CLASS DESCRIPTION****DAY WEEK MONTH**CONTRACTOR AND INDUSTRIAL - DRAIN CLEANERS

125	1420	PIPE SNAKE 1/2IN WIDE 75FT CABLE	\$54	\$192	\$405
125	1440	PIPE SNAKE 2IN WIDE 50FT CABLE	\$54	\$192	\$405
125	1450	PIPE SNAKE 2-4IN WIDE 100FT CBLE SELF FE	\$108	\$304	\$675
125	1460	PIPE SNAKE 1-2IN WIDE 25FT CABLE	\$41	\$100	\$188
125	1470	PIPE SNAKE 4-6IN WIDE 100FT CABLE	\$68	\$240	\$506

CONTRACTOR AND INDUSTRIAL - DRYWALL SANDERS

100	5060	SANDER DRYWALL 9 IN HEAD 62 IN REACH	\$45	\$160	\$338
-----	------	--------------------------------------	------	-------	-------

CONTRACTOR AND INDUSTRIAL - ELECTRIC BREAKERS

100	1250	BREAKER 10-19LB ELEC	\$54	\$192	\$405
100	1260	BREAKER 20-29LB ELEC	\$63	\$224	\$473
100	1270	BREAKER 30-39LB ELEC	\$77	\$272	\$574
100	1300	BREAKER 60-69LB ELEC	\$90	\$320	\$675
100	1310	BREAKER 70-79LB ELEC	\$99	\$352	\$743
100	1320	CART FOR ELECTRIC BREAKER	\$59	\$208	\$439

CONTRACTOR AND INDUSTRIAL - EXPLOSION PROOF LIGHTING

110	2000	LIGHT DROP LED 120V HAZ LOC	\$9	\$25	\$70
110	2010	LIGHT FLOOD INCAN 110V HAZ LOC ELEC	\$45	\$120	\$350
110	2020	LIGHT STAND AIR 250W HAZ LOC	\$99	\$264	\$743
110	2030	LIGHT BRICK LED HAZ LOC	\$135	\$370	\$1,040
110	2040	LIGHT FLOOD AIR 12V HAZ LOC ELEC	\$90	\$240	\$675
110	2050	LIGHT STRING 100FT HAZ LOC	\$122	\$324	\$911
110	2080	LIGHT STRING INCAN 12V HAZ LOC	\$144	\$390	\$1,040
110	2100	LIGHT WORK INCAN 12V HAZ LOC	\$14	\$48	\$101
110	2110	LIGHT WORK INCAN 120V/12V HAZ LOC	\$41	\$144	\$304

CONTRACTOR AND INDUSTRIAL - EYE WASH

135	3900	EYE WASH STATION	\$41	\$108	\$296
-----	------	------------------	------	-------	-------

CONTRACTOR AND INDUSTRIAL - FLANGE SPREADERS

125	2405	FLANGE SPREADER 5 TON HYD DROP PIN	\$45	\$120	\$338
125	2410	FLANGE SPREADER 5TONS RATCHET	\$41	\$96	\$169
125	2420	FLANGE SPREADER 1TON HYD	\$9	\$24	\$68
125	2440	FLANGE SPREADER 10 TON HYD DROP PIN	\$63	\$168	\$473
125	2450	FLANGE SPREADER 14TON HYD	\$72	\$192	\$540
125	2460	FLANGE SPREADER 20TONS RATCHET	\$77	\$204	\$574

CONTRACTOR AND INDUSTRIAL - FLOOR NAILERS

100	5210	NAILER FLOORING AIR	\$36	\$128	\$270
100	5670	NAILER SIDING AIR	\$27	\$96	\$203

OMNIA GOLD 2019

*Customer agrees to keep confidential the information contained herein and not to reproduce or disclose any such information, in whole or in part, to any individual or entity, without the prior written consent of Herc Rentals. Customer and Herc hereby agree to the equipment and pricing as detailed herein and Customer agrees to be responsible for all applicable fees and charges as published at HercRentals.com, including, without limitation, environmental and emissions, refueling, vehicle licensing fees and transportation charges. Any equipment that is ordered by or on behalf of Customer locally at a Herc branch or other such location, that is not on the list of equipment in this schedule, will be negotiated locally at time of rental, up to an amount not to exceed the then-current list price for a standard rental shift, plus any additional hours, as published at HercRentals.com. Herc may at its sole discretion modify or terminate any pricing herein with 30 days notice to customer.*



EFFECTIVE DATES: FROM: 01/01/2020 THROUGH: 12/31/2020

Pricing Schedule #:

20025

**CAT-CLASS DESCRIPTION****DAY WEEK MONTH**CONTRACTOR AND INDUSTRIAL - GAS BREAKERS

100	1290	BREAKER 50-59LB GAS	\$99	\$352	\$743
-----	------	---------------------	------	-------	-------

CONTRACTOR AND INDUSTRIAL - GAS DRILLS

100	6040	DRILL GAS	\$32	\$112	\$236
-----	------	-----------	------	-------	-------

CONTRACTOR AND INDUSTRIAL - GRILLS

115	2970	GRILL TRAILER MOUNTED W/ROTISSURIE LPG	\$90	\$320	\$675
-----	------	--	------	-------	-------

CONTRACTOR AND INDUSTRIAL - HAND PLANERS

100	6200	PLANER BENCH 12 IN ELEC	\$68	\$200	\$368
-----	------	-------------------------	------	-------	-------

CONTRACTOR AND INDUSTRIAL - HEAT GUNS

100	6250	GUN HEAT UP TO 1000 DEGREE ELEC	\$9	\$16	\$34
-----	------	---------------------------------	-----	------	------

CONTRACTOR AND INDUSTRIAL - HEDGE TRIMMERS

115	2020	HEDGE TRIMMER 24IN ELEC	\$32	\$108	\$221
-----	------	-------------------------	------	-------	-------

115	2030	HEDGE TRIMMER 30IN ELEC	\$32	\$108	\$221
-----	------	-------------------------	------	-------	-------

115	2060	HEDGE TRIMMER 24IN GAS	\$41	\$144	\$263
-----	------	------------------------	------	-------	-------

115	2070	HEDGE TRIMMER 24IN ON A 42IN SHAFT GAS	\$54	\$156	\$296
-----	------	--	------	-------	-------

115	2080	HEDGE TRIMMER 30IN GAS	\$54	\$156	\$296
-----	------	------------------------	------	-------	-------

CONTRACTOR AND INDUSTRIAL - HORIZONTAL DRILLS

100	1520	DRILL 3/8IN ELEC	\$18	\$64	\$135
-----	------	------------------	------	------	-------

100	1550	DRILL 1/2IN ELEC	\$18	\$64	\$135
-----	------	------------------	------	------	-------

100	1570	DRILL 3/8IN BATTERY	\$18	\$64	\$135
-----	------	---------------------	------	------	-------

CONTRACTOR AND INDUSTRIAL - HOSE RACKS

125	2660	18X4HOSE RACKS W/FORKLIFT SLOTS/RISER	\$81	\$172	\$413
-----	------	---------------------------------------	------	-------	-------

CONTRACTOR AND INDUSTRIAL - HOT WATER PRESSURE WASHERS

105	2500	WASHER 2000-2999 PSI HOT WATER GAS	\$144	\$512	\$1,080
-----	------	------------------------------------	-------	-------	---------

105	2505	WASHER 1000-1999 PSI HOT WATER ELEC	\$144	\$512	\$900
-----	------	-------------------------------------	-------	-------	-------

105	2515	WASHER 3000-3999 PSI HOT WATER GAS	\$162	\$576	\$1,215
-----	------	------------------------------------	-------	-------	---------

CONTRACTOR AND INDUSTRIAL - HYDRAULIC BREAKERS

100	1360	BREAKER 60-69 LB HYD	\$45	\$120	\$338
-----	------	----------------------	------	-------	-------

CONTRACTOR AND INDUSTRIAL - HYDRAULIC PUNCHES

130	1750	PUNCH HYDRAULIC 35 TON	\$72	\$256	\$540
-----	------	------------------------	------	-------	-------

CONTRACTOR AND INDUSTRIAL - HYDROSTATIC TEST PUMPS

125	1200	PUMP HYDROSTATIC TEST 3000 PSI MANUAL	\$68	\$148	\$394
-----	------	---------------------------------------	------	-------	-------

125	1205	PUMP HYDROSTATIC TEST 6000 PSI MANUAL	\$54	\$132	\$371
-----	------	---------------------------------------	------	-------	-------

OMNIA GOLD 2019

*Customer agrees to keep confidential the information contained herein and not to reproduce or disclose any such information, in whole or in part, to any individual or entity, without the prior written consent of Herc Rentals. Customer and Herc hereby agree to the equipment and pricing as detailed herein and Customer agrees to be responsible for all applicable fees and charges as published at HercRentals.com, including, without limitation, environmental and emissions, refueling, vehicle licensing fees and transportation charges. Any equipment that is ordered by or on behalf of Customer locally at a Herc branch or other such location, that is not on the list of equipment in this schedule, will be negotiated locally at time of rental, up to an amount not to exceed the then-current list price for a standard rental shift, plus any additional hours, as published at HercRentals.com. Herc may at its sole discretion modify or terminate any pricing herein with 30 days notice to customer.*

EFFECTIVE DATES: FROM: 01/01/2020 THROUGH: 12/31/2020

Pricing Schedule #:

20025

**CAT-CLASS DESCRIPTION****DAY WEEK MONTH**CONTRACTOR AND INDUSTRIAL - HYDROSTATIC TEST PUMPS

125	1210	PUMP HYDROSTATIC TEST 500 PSI ELEC	\$104	\$256	\$600
125	1220	PUMP HYDROSTATIC TEST 300 PSI	\$104	\$256	\$600
125	1240	PUMP HYDROSTATIC TEST 500 PSI GAS	\$104	\$256	\$600
125	1270	PUMP HYDROSTATIC TEST 3600PSI HYD STD	\$180	\$640	\$1,350
125	1290	PUMP HYDROSTATIC TEST 10000 PSI 2 STAGE	\$160	\$425	\$1,190
125	1300	PUMP HYDROSTATIC TEST 10000 PSI AIR	\$104	\$256	\$600

CONTRACTOR AND INDUSTRIAL - JIG SAWS

100	6500	SAW JIG HAND HELD ELEC	\$9	\$16	\$34
-----	------	------------------------	-----	------	------

CONTRACTOR AND INDUSTRIAL - KNOCKOUT SETS

130	1300	KNOCKOUT SET/2 HYD	\$35	\$80	\$200
130	1310	KNOCKOUT SET 4IN BATTERY	\$35	\$80	\$200

CONTRACTOR AND INDUSTRIAL - LAWN EDGERS

115	1950	EDGER LAWN	\$45	\$160	\$300
-----	------	------------	------	-------	-------

CONTRACTOR AND INDUSTRIAL - LEAF & DEBRIS VACUUMS

105	3800	VACUUM WALK BEHIND LEAF	\$72	\$264	\$709
-----	------	-------------------------	------	-------	-------

CONTRACTOR AND INDUSTRIAL - LEVELS

100	7110	LEVEL OPTICAL TRANSIT	\$36	\$92	\$244
100	7140	LEVEL LASER PIPE	\$149	\$384	\$829
100	7160	LEVEL LASER VISIBLE	\$59	\$208	\$439

CONTRACTOR AND INDUSTRIAL - LIGHT TOWERS

510	1015	LIGHT TOWER 640W LED 1000W SOLAR TRAILER	\$195	\$495	\$1,150
510	1020	LIGHT TOWER SOLAR	\$124	\$284	\$777
510	1030	LIGHT TOWER VERT MAST MAN NARROW BODY	\$100	\$260	\$425
510	1031	LIGHT TOWER BALLON LIGHT ATTACHMENT	\$48	\$190	\$425
510	1035	LIGHT TOWER HORIZ MAST MAN NARROW BODY	\$100	\$260	\$425
510	1040	LIGHT TOWER VERT MAST ELEC NARROW BODY	\$100	\$260	\$425
510	1055	LIGHT TOWER VERT MAST LED TRAILER	\$147	\$375	\$808
510	1060	LIGHT TOWER VERT MAST AUTO NARROW BODY	\$100	\$260	\$425
510	1070	LIGHT TOWER BALLOON KIT	\$117	\$326	\$425
510	1080	LIGHT TOWER MAN MAST 16FT LED CART 120V	\$86	\$220	\$641
510	1082	LIGHT TOWER ELEC MAST 23FT LED CART 120V	\$95	\$250	\$713
510	1090	LIGHTTOWER HORIZ MAST 15KWGEN WIDE BODY	\$124	\$284	\$777
510	1100	LIGHTTOWER HORIZ MAST 20KWGEN WIDE BODY	\$140	\$350	\$1,080
510	1120	LIGHTTOWER 15KWGEN WITH 500 GAL TANK	\$183	\$420	\$1,170
510	1140	LIGHT TOWER VERT MAST 20KW WIDE BODY	\$183	\$420	\$1,170
510	1160	LIGHT TOWER CUBE VERT MAST LED SKID	\$210	\$525	\$1,150

OMNIA GOLD 2019

*Customer agrees to keep confidential the information contained herein and not to reproduce or disclose any such information, in whole or in part, to any individual or entity, without the prior written consent of Herc Rentals. Customer and Herc hereby agree to the equipment and pricing as detailed herein and Customer agrees to be responsible for all applicable fees and charges as published at HercRentals.com, including, without limitation, environmental and emissions, refueling, vehicle licensing fees and transportation charges. Any equipment that is ordered by or on behalf of Customer locally at a Herc branch or other such location, that is not on the list of equipment in this schedule, will be negotiated locally at time of rental, up to an amount not to exceed the then-current list price for a standard rental shift, plus any additional hours, as published at HercRentals.com. Herc may at its sole discretion modify or terminate any pricing herein with 30 days notice to customer.*

EFFECTIVE DATES: FROM: 01/01/2020 THROUGH: 12/31/2020

Pricing Schedule #:

20025

**CAT-CLASS DESCRIPTION****DAY WEEK MONTH**CONTRACTOR AND INDUSTRIAL - LOG SPLITTERS

115	2900	LOG SPLITTER 9HP 20-26 TON	\$86	\$304	\$641
115	2901	LOG SPLITTER 7-8 HP 30-34 TON	\$135	\$480	\$1,013

CONTRACTOR AND INDUSTRIAL - MAGNETIC DRILLS

130	1210	DRILL MAGNETIC BASE 1/2IN ELEC	\$63	\$168	\$473
130	1220	DRILL MAGNETIC BASE 3/4IN ELEC	\$77	\$204	\$574
130	1240	DRILL MAGNETIC BASE 1-5/8 TO 2IN ELEC	\$99	\$264	\$743
130	1260	DRILL MAGNETIC BASE 3IN ELEC	\$122	\$324	\$911
130	1280	DRILL MAGNETIC BASE 2-1/6IN AIR	\$126	\$336	\$945

CONTRACTOR AND INDUSTRIAL - MATERIAL HANDLING

140	3300	FILTER POT CARBON 6 BAG VESSEL	\$90	\$320	\$1,000
140	3310	FILTER POT SS 2 VESSELS BAG SKID	\$180	\$550	\$1,620
140	3320	FILTER POT CODED 12 IN CT BP TRAILER	\$432	\$1,160	\$3,900
140	3330	FILTER POT CODED DUAL 12 IN TRAILER	\$765	\$2,040	\$5,700
140	3430	DIESEL PARTICULATE FILTER FOR 4.9L	\$540	\$960	\$1,800

CONTRACTOR AND INDUSTRIAL - METAL DETECTORS

100	7050	METAL DETECTOR FERROUS	\$36	\$128	\$270
100	7060	METAL DETECTOR TREASURE	\$18	\$52	\$135

CONTRACTOR AND INDUSTRIAL - MISCELLANEOUS SHOP EQUIPMENT

125	2640	RACK CONDUIT	\$9	\$24	\$68
125	2670	WELDER FRAME 6 PACK	\$32	\$76	\$124

CONTRACTOR AND INDUSTRIAL - MITER SAWS

100	6620	SAW MITER SLIDE COMPOUND 12 IN ELEC	\$41	\$144	\$304
-----	------	-------------------------------------	------	-------	-------

CONTRACTOR AND INDUSTRIAL - MOWERS

115	2190	MOWER LAWN 20-24IN PUSH GAS	\$27	\$96	\$203
115	2200	MOWER LAWN 20-24IN SELF PROPELLED GAS	\$36	\$128	\$270
115	2230	MOWER BRUSH 24-26IN SELF PROPELLED GAS	\$104	\$368	\$776
115	2240	MOWER LAWN 36-48IN RIDING GAS	\$117	\$416	\$878
115	2250	MOWER LAWN 49-60IN RIDING GAS	\$135	\$476	\$1,013
115	2260	MOWER LAWN 49-60IN RIDING DIESEL	\$167	\$592	\$1,249

CONTRACTOR AND INDUSTRIAL - NIBBLERS

130	1850	NIBBLER 10 GAUGE ELEC	\$45	\$120	\$270
-----	------	-----------------------	------	-------	-------

CONTRACTOR AND INDUSTRIAL - OVERSEADERS

115	1850	OVERSEEDER WALKBEHIND GAS	\$117	\$340	\$825
-----	------	---------------------------	-------	-------	-------

CONTRACTOR AND INDUSTRIAL - PAINT SPRAYERS

OMNIA GOLD 2019

*Customer agrees to keep confidential the information contained herein and not to reproduce or disclose any such information, in whole or in part, to any individual or entity, without the prior written consent of Herc Rentals. Customer and Herc hereby agree to the equipment and pricing as detailed herein and Customer agrees to be responsible for all applicable fees and charges as published at HercRentals.com, including, without limitation, environmental and emissions, refueling, vehicle licensing fees and transportation charges. Any equipment that is ordered by or on behalf of Customer locally at a Herc branch or other such location, that is not on the list of equipment in this schedule, will be negotiated locally at time of rental, up to an amount not to exceed the then-current list price for a standard rental shift, plus any additional hours, as published at HercRentals.com. Herc may at its sole discretion modify or terminate any pricing herein with 30 days notice to customer.*

EFFECTIVE DATES: FROM: 01/01/2020 THROUGH: 12/31/2020

Pricing Schedule #:

20025

**CAT-CLASS DESCRIPTION****DAY WEEK MONTH**CONTRACTOR AND INDUSTRIAL - PAINT SPRAYERS

100	5500	SPRAYER PAINT STANDARD AIRLESS	\$90	\$316	\$566
100	5510	SPRAYER PAINT MEDIUM AIRLESS	\$68	\$240	\$506

CONTRACTOR AND INDUSTRIAL - PIPE BENDERS

100	7530	CONDUIT BENDING TABLE	\$100	\$200	\$400
-----	------	-----------------------	-------	-------	-------

CONTRACTOR AND INDUSTRIAL - PIPE BEVELING TOOLS

125	2160	PIPE CUTTER BEVELLER 2-4	\$27	\$72	\$203
125	2170	PIPE CUTTER BEVELLER 3-8	\$30	\$79	\$223
125	2180	PIPE CUTTER BEVELLER 7-12	\$36	\$96	\$270
125	2190	PIPE CUTTER BEVELLER 14-20	\$50	\$132	\$371
125	2200	PIPE CUTTER BEVELLER 20-26	\$68	\$180	\$506
125	2210	PIPE CUTTER BEVELLER 24-30	\$77	\$204	\$574
125	2220	PIPE CUTTER BEVELLER 30-36	\$86	\$228	\$641
125	2260	PIPE CUTTER BEVELLING BAND 96	\$63	\$168	\$473

CONTRACTOR AND INDUSTRIAL - PIPE CAMERAS

125	1600	CAMERA SEWER 2-12	\$180	\$640	\$1,350
125	1610	BURIED LINE PIPE AND CAMERA LOCATOR	\$45	\$160	\$338
125	1615	BURIED LINE TRANSMITTER NO LOCATOR	\$50	\$88	\$334

CONTRACTOR AND INDUSTRIAL - PIPE CLAMPS

125	2510	CLAMP ADJ CHAIN 4-16	\$14	\$36	\$101
125	2520	CLAMP ADJ CHAIN 6-36	\$20	\$57	\$160

CONTRACTOR AND INDUSTRIAL - PIPE CUTTERS

125	2110	PIPE CUTTER 8 STRAIGHT	\$54	\$144	\$293
125	2120	PIPE CUTTER 12 STRAIGHT	\$63	\$168	\$368
125	2130	PIPE CUTTER 16 STRAIGHT	\$72	\$192	\$431
125	2150	PIPE CUTTER 24 STRAIGHT	\$90	\$240	\$619
125	2230	PIPE CUTTER BEVELLER 4IN AND UP ELEC	\$72	\$192	\$540

CONTRACTOR AND INDUSTRIAL - PIPE GROOVERS

125	2565	PIPE FREEZING TOOL 1/2 TO 2-1/2 IN ELEC	\$120	\$415	\$780
125	2570	PIPE GROOVER ATTACHMENT 2-12	\$45	\$120	\$338

CONTRACTOR AND INDUSTRIAL - PIPE PRESS

125	2690	PIPE PRESS TOOL PRO 1/2 - 2 IN BATT	\$68	\$240	\$506
-----	------	-------------------------------------	------	-------	-------

CONTRACTOR AND INDUSTRIAL - PIPE STANDS

125	2530	STAND VISE PIPE YOKE	\$14	\$36	\$101
125	2550	STAND VISE PIPE CHAIN	\$5	\$8	\$23

OMNIA GOLD 2019

*Customer agrees to keep confidential the information contained herein and not to reproduce or disclose any such information, in whole or in part, to any individual or entity, without the prior written consent of Herc Rentals. Customer and Herc hereby agree to the equipment and pricing as detailed herein and Customer agrees to be responsible for all applicable fees and charges as published at HercRentals.com, including, without limitation, environmental and emissions, refueling, vehicle licensing fees and transportation charges. Any equipment that is ordered by or on behalf of Customer locally at a Herc branch or other such location, that is not on the list of equipment in this schedule, will be negotiated locally at time of rental, up to an amount not to exceed the then-current list price for a standard rental shift, plus any additional hours, as published at HercRentals.com. Herc may at its sole discretion modify or terminate any pricing herein with 30 days notice to customer.*

EFFECTIVE DATES: FROM: 01/01/2020 THROUGH: 12/31/2020

Pricing Schedule #:

20025

**CAT-CLASS DESCRIPTION****DAY WEEK MONTH**CONTRACTOR AND INDUSTRIAL - PIPE THREADERS

125	2300	PIPE THREADER 535 1/8-2 ELEC	\$135	\$380	\$705
125	2310	PIPE THREADER 1224 1/4-4 ELEC	\$176	\$400	\$900
125	2320	PIPE THREADER 700 POWER PONY	\$63	\$168	\$473
125	2340	PIPE THREADER GEARED ATTACH 2 1/2-4 141	\$54	\$144	\$405
125	2350	PIPE THREADER GEARED ATTACH 4-6 161	\$63	\$168	\$473
125	2360	PIPE THREADER 300 1/8-2 ELEC	\$108	\$352	\$660

CONTRACTOR AND INDUSTRIAL - PLASMA CUTTERS

550	3010	PLASMA CUTTER 7/8IN 1PH 120/240V	\$85	\$204	\$500
550	3015	PLASMA CUTTER 5/8IN AIRCOMP 1PH 120/240V	\$85	\$230	\$600
550	3020	PLASMA CUTTER 1IN 1PH 208/230V	\$140	\$319	\$900
550	3030	PLASMA CUTTER 1-1/4IN 1PH/480V 3PH/600V	\$180	\$438	\$1,192
550	3060	PLASMA CUTTER 2-1/4IN 3PH 600V	\$432	\$1,037	\$2,840

CONTRACTOR AND INDUSTRIAL - POLE PRUNERS

115	2754	POLE PRUNER 7IN REACH GAS	\$45	\$160	\$338
115	2755	POLE PRUNER 8-12FT REACH GAS	\$50	\$176	\$371

CONTRACTOR AND INDUSTRIAL - PORTABLE

175	1100	SURVEILLANCE TRAILER SINGLE CAMERA UNIT	\$260	\$637	\$1,900
175	1105	SURVEILLANCE TRAILER INFARED CAMERA	\$275	\$695	\$2,080
175	1110	SURVEILLANCE SINGLE CAMERA UNIT EXTRA	\$67	\$162	\$475
175	1115	SURVEILLANCE CAMERA W TRIPOD 115V	\$114	\$276	\$808
175	1120	SURVEILLANCE INFRARED CAMERA EXTRA	\$80	\$190	\$555

CONTRACTOR AND INDUSTRIAL - PORTABLE BAND SAWS

100	6710	SAW BANDSAW HAND ELEC	\$36	\$128	\$270
120	3630	SAW BAND HAND AIR	\$36	\$96	\$244

CONTRACTOR AND INDUSTRIAL - PORTABLE LIGHTS

110	1530	LIGHT CART 150 WATT LED HAZ LOC	\$32	\$90	\$236
110	1550	LIGHT STAND 1-HEAD FLOOD LED	\$18	\$70	\$140
110	1553	LIGHT CART 200 WATT LED 1-HEAD	\$45	\$77	\$225
110	1555	LIGHT CART 400 WATT LED 2-HEAD	\$65	\$120	\$300
110	1560	LIGHT CART 400 WATT METAL HALIDE	\$69	\$150	\$395
110	1570	LIGHT WOBBLE 36IN LED	\$36	\$135	\$280
110	1575	LIGHT STAND LED 360 DEGREE W/TRIPOD	\$15	\$40	\$100
110	1577	LIGHT STAND LED 360 DEGREE BATTERY	\$20	\$50	\$140
110	1580	LIGHT BALLOON LAMP 300/575 WATT LED	\$69	\$150	\$395
110	1590	LIGHT BALLOON LAMP 1000 WATT HALIDE	\$69	\$150	\$395
110	1700	LIGHT PEDESTAL 1000 WATT ELEC	\$32	\$80	\$184
110	1710	LIGHT PEDESTAL 2000 WATT ELEC	\$32	\$80	\$184
110	1850	LIGHT CRANE LED 450-500W	\$26	\$75	\$195

OMNIA GOLD 2019

*Customer agrees to keep confidential the information contained herein and not to reproduce or disclose any such information, in whole or in part, to any individual or entity, without the prior written consent of Herc Rentals. Customer and Herc hereby agree to the equipment and pricing as detailed herein and Customer agrees to be responsible for all applicable fees and charges as published at HercRentals.com, including, without limitation, environmental and emissions, refueling, vehicle licensing fees and transportation charges. Any equipment that is ordered by or on behalf of Customer locally at a Herc branch or other such location, that is not on the list of equipment in this schedule, will be negotiated locally at time of rental, up to an amount not to exceed the then-current list price for a standard rental shift, plus any additional hours, as published at HercRentals.com. Herc may at its sole discretion modify or terminate any pricing herein with 30 days notice to customer.*

EFFECTIVE DATES: FROM: 01/01/2020 THROUGH: 12/31/2020

Pricing Schedule #: 20025

**CAT-CLASS DESCRIPTION****DAY WEEK MONTH**CONTRACTOR AND INDUSTRIAL - PORTABLE LIGHTSCONTRACTOR AND INDUSTRIAL - PORTABLE TABLE SAWS

100	6650	SAW TABLE 10IN BLADE ELEC	\$41	\$144	\$304
-----	------	---------------------------	------	-------	-------

CONTRACTOR AND INDUSTRIAL - POST DRIVERS

115	2600	POST DRIVER 55LB AIR	\$90	\$320	\$675
115	2610	POST DRIVER 45LB GAS	\$90	\$320	\$675
115	2650	POST PULLER 3 TON MANUAL	\$23	\$60	\$169

CONTRACTOR AND INDUSTRIAL - POSTHOLE AUGERS

115	2490	POSTHOLE AUGER ONE MAN GAS	\$90	\$320	\$675
115	2500	POSTHOLE AUGER ONE MAN TOWABLE GAS	\$90	\$320	\$675
115	2540	POSTHOLE AUGER TWO MAN GAS	\$90	\$320	\$675

CONTRACTOR AND INDUSTRIAL - PRESSURE WASHERS WITH WATER TANK & TRAILER

105	2800	WASHER TRAILER MOUNTED 3000 PSI DSL	\$284	\$680	\$1,395
105	2810	WASHER TRAILER MNT 3000-4000PSI HOT GAS	\$284	\$680	\$1,395
105	2830	WASHER TRAILER MNT 3000-3999PSI HOT DSL	\$284	\$680	\$1,395

CONTRACTOR AND INDUSTRIAL - PVC HEATERS

125	1997	PVC HEATER/BENDER 4 IN	\$54	\$144	\$386
125	1998	PVC HEATER/BENDER 6 IN	\$64	\$152	\$398

CONTRACTOR AND INDUSTRIAL - REBAR TOOLS

125	2030	BENDER CUTTER REBAR 3/4 HYD	\$95	\$248	\$671
125	2040	BENDER REBAR 0 TO 180 HYD	\$95	\$248	\$671

CONTRACTOR AND INDUSTRIAL - RETRACTABLE LIFELINES

100	8230	SAFETY LIFELINE 50	\$27	\$76	\$169
100	8240	SAFETY LIFELINE RETRACTABLE YOYO 60	\$32	\$112	\$322

CONTRACTOR AND INDUSTRIAL - RIGHT ANGLE DRILLS

100	5990	DRILL 3/8 IN RIGHT ANGLE ELEC	\$23	\$80	\$169
100	6000	DRILL 1/2 IN RIGHT ANGLE ELECTRIC	\$23	\$80	\$169

CONTRACTOR AND INDUSTRIAL - RIGHT ANGLE GRINDERS

100	4810	GRINDER R-ANGLE 4-1/2IN ELEC	\$14	\$36	\$71
100	4820	GRINDER RIGHT ANGLE 5 IN ELEC	\$14	\$36	\$71
100	4830	GRINDER RIGHT ANGLE 6 IN ELEC	\$14	\$36	\$71
100	4840	GRINDER RIGHT ANGLE 7 IN ELEC	\$14	\$36	\$71

CONTRACTOR AND INDUSTRIAL - SANDBLAST

100	5150	DRY ICE BLASTING PACKAGE 40LB	\$309	\$770	\$2,309
-----	------	-------------------------------	-------	-------	---------

OMNIA GOLD 2019

*Customer agrees to keep confidential the information contained herein and not to reproduce or disclose any such information, in whole or in part, to any individual or entity, without the prior written consent of Herc Rentals. Customer and Herc hereby agree to the equipment and pricing as detailed herein and Customer agrees to be responsible for all applicable fees and charges as published at HercRentals.com, including, without limitation, environmental and emissions, refueling, vehicle licensing fees and transportation charges. Any equipment that is ordered by or on behalf of Customer locally at a Herc branch or other such location, that is not on the list of equipment in this schedule, will be negotiated locally at time of rental, up to an amount not to exceed the then-current list price for a standard rental shift, plus any additional hours, as published at HercRentals.com. Herc may at its sole discretion modify or terminate any pricing herein with 30 days notice to customer.*

EFFECTIVE DATES: FROM: 01/01/2020 THROUGH: 12/31/2020

Pricing Schedule #: 20025

CAT-CLASS DESCRIPTION		DAY	WEEK	MONTH	
<u>CONTRACTOR AND INDUSTRIAL - SANDBLAST</u>					
<u>CONTRACTOR AND INDUSTRIAL - SANDERS</u>					
100	4970	SANDER DISC 7 IN ELEC	\$14	\$48	\$101
<u>CONTRACTOR AND INDUSTRIAL - SCREW GUNS</u>					
100	6100	SCREWGUN	\$14	\$40	\$75
100	6110	SCREWGUN W/ AUTO FEED	\$36	\$92	\$199
<u>CONTRACTOR AND INDUSTRIAL - SEEDERS</u>					
115	1880	HYDRO SEEDER TRAILER MNT 600-700 GALLON	\$425	\$1,110	\$3,155
<u>CONTRACTOR AND INDUSTRIAL - SEWER JETS</u>					
125	1500	SEWER JETTER ELEC	\$77	\$272	\$574
125	1510	SEWER JETTER GAS	\$113	\$304	\$619
<u>CONTRACTOR AND INDUSTRIAL - SHEERS</u>					
130	1450	SHEARS SHEET METAL ELEC	\$14	\$36	\$83
130	1460	SHEARS CEMENT SIDING ELEC	\$35	\$76	\$184
130	1470	STRUT SHEAR KIT W/ PUMP	\$225	\$520	\$1,485
130	1720	SHEAR WRENCH 5/8-3/4-7/8IN ELECTRIC	\$81	\$180	\$338
<u>CONTRACTOR AND INDUSTRIAL - SIDING BRAKES</u>					
100	7040	SIDING BRAKE	\$18	\$40	\$94
<u>CONTRACTOR AND INDUSTRIAL - SOD CUTTERS</u>					
115	1700	SOD CUTTER 12IN CUT W/B	\$86	\$304	\$641
115	1710	SOD CUTTER 18IN CUT W/B	\$86	\$304	\$641
<u>CONTRACTOR AND INDUSTRIAL - STAPLERS</u>					
100	5650	STAPLER FLOORING AIR	\$27	\$96	\$203
<u>CONTRACTOR AND INDUSTRIAL - STATIONARY CHOP SAWS</u>					
100	6640	SAW CHOP 14IN BLADE ELEC	\$36	\$128	\$270
<u>CONTRACTOR AND INDUSTRIAL - STRAW BLOWERS</u>					
115	2435	STRAW BLOWER 4 TON PER HOUR	\$133	\$413	\$1,164
115	2440	STRAW BLOWER 7 TON PER HOUR	\$228	\$531	\$1,187
<u>CONTRACTOR AND INDUSTRIAL - STREET SWEEPERS</u>					
105	3000	SWEEPER CONSTRUCTION RIDE ON 3 WHEEL	\$279	\$664	\$1,515
105	3020	SWEEPER CONSTRUCTION RIDE ON 4 WHEEL CAB	\$338	\$840	\$2,100
<u>CONTRACTOR AND INDUSTRIAL - STUD GUNS</u>					
100	6810	STUD GUN FASTENER	\$41	\$144	\$304

OMNIA GOLD 2019

Customer agrees to keep confidential the information contained herein and not to reproduce or disclose any such information, in whole or in part, to any individual or entity, without the prior written consent of Herc Rentals. Customer and Herc hereby agree to the equipment and pricing as detailed herein and Customer agrees to be responsible for all applicable fees and charges as published at HercRentals.com, including, without limitation, environmental and emissions, refueling, vehicle licensing fees and transportation charges. Any equipment that is ordered by or on behalf of Customer locally at a Herc branch or other such location, that is not on the list of equipment in this schedule, will be negotiated locally at time of rental, up to an amount not to exceed the then-current list price for a standard rental shift, plus any additional hours, as published at HercRentals.com. Herc may at its sole discretion modify or terminate any pricing herein with 30 days notice to customer.



EFFECTIVE DATES: FROM: 01/01/2020 THROUGH: 12/31/2020

Pricing Schedule #:

20025

**CAT-CLASS DESCRIPTION****DAY WEEK MONTH**CONTRACTOR AND INDUSTRIAL - STUD GUNSCONTRACTOR AND INDUSTRIAL - STUMP GRINDERS

115	3600	STUMP GRINDER 10 - 19 HP GAS	\$215	\$600	\$1,313
115	3610	STUMP GRINDER 20 - 29 HP GAS	\$235	\$615	\$1,350
115	3640	STUMP GRINDER 60 - 69 HP DSL	\$495	\$1,320	\$2,475

CONTRACTOR AND INDUSTRIAL - TAP AND DIE SETS

130	2150	DIE KIT FOR 6AWG TO 750KCMIL ALUM CONN	\$14	\$32	\$75
130	2160	DIE KIT FOR 6AWG TO 750KCMIL COPPER CONN	\$14	\$32	\$75

CONTRACTOR AND INDUSTRIAL - THATCHERS

115	1770	THATCHER 20-22IN WALKBEHIND	\$75	\$265	\$555
-----	------	-----------------------------	------	-------	-------

CONTRACTOR AND INDUSTRIAL - TILLERS

115	1500	TILLER 1 HP 10IN WIDTH HAND HELD	\$36	\$128	\$270
115	1550	TILLER 4-5 HP 20-26IN WIDTH FRONT TINE	\$63	\$224	\$473
115	1570	TILLER 6-8 HP 18-20IN WIDTH REAR TINE	\$63	\$224	\$473
115	1590	TILLER 9-13 HP 18-20IN WIDTH REAR TINE	\$122	\$432	\$911
115	1595	TILLER 10-13 HP 20-26IN WIDTH REAR TINE	\$122	\$432	\$911
115	1610	TOPDRESSER 10 CUFT 30IN WALKBEHIND GAS	\$150	\$600	\$1,350

CONTRACTOR AND INDUSTRIAL - TORQUE WRENCHES

135	1140	TENSIONER CONV KIT F/STS2 1-1/4IN	\$15	\$40	\$137
135	1340	TENSIONER 822 KN 1-3/4IN BOLT	\$55	\$145	\$482
135	1342	TENSIONER CONV KIT F/STS3 2IN	\$20	\$50	\$159
135	1380	TENSIONER 457 KN 1-3/8IN BOLT	\$45	\$120	\$414
135	2200	PUMP PNEUMATIC TENSIONER 27500 PSI	\$265	\$705	\$2,373
135	3050	WRENCH TORQUE 0.75 SQ 1K FT/LBS HYD	\$77	\$204	\$574
135	3069	WRENCH TORQUE 1 SQ 3K FT/LBS HYD	\$210	\$550	\$1,555
135	3070	WRENCH TORQUE 1 SQ 3K FT/LBS HYD	\$180	\$480	\$1,350
135	3089	WRENCH TORQUE 1.5 SQ 5K FT/LBS HYD	\$305	\$810	\$2,270
135	3090	WRENCH TORQUE 1.5 SQ 10K FT/LBS HYD	\$180	\$480	\$1,350
135	3091	WRENCH TORQUE 1.5 SQ 11K FT/LBS HYD	\$345	\$910	\$2,565
135	3130	WRENCH TORQUE PWR HEAD 8K FT/LBS HYD	\$59	\$156	\$439
135	3140	WRENCH TORQUE PWR HEAD 16K FT/LBS HYD	\$86	\$304	\$641
135	3142	WRENCH TORQUE 1 SQ 36V ELEC	\$311	\$820	\$2,306
135	3150	WRENCH TORQUE IMPACT 0.75 SQ AIR	\$158	\$420	\$1,181
135	3190	WRENCH TORQUE IMPACT 1 SQ AIR	\$194	\$516	\$1,451
135	3196	WRENCH TORQ 1-1/2 DR 6K FT/LB W/FRL AIR	\$265	\$705	\$1,985
135	3210	WRENCH TORQUE PWR HEAD 4K FT/LBS HYD	\$45	\$120	\$338
135	3230	WRENCH TORQUE PWR HEAD 2K FT/LBS HYD	\$27	\$72	\$203
135	3270	WRENCH TORQUE 1/2 250 FT/LBS MANUAL	\$18	\$44	\$124
135	3290	WRENCH TORQUE 3/4 600 FT/LBS MANUAL	\$18	\$44	\$124

OMNIA GOLD 2019

*Customer agrees to keep confidential the information contained herein and not to reproduce or disclose any such information, in whole or in part, to any individual or entity, without the prior written consent of Herc Rentals. Customer and Herc hereby agree to the equipment and pricing as detailed herein and Customer agrees to be responsible for all applicable fees and charges as published at HercRentals.com, including, without limitation, environmental and emissions, refueling, vehicle licensing fees and transportation charges. Any equipment that is ordered by or on behalf of Customer locally at a Herc branch or other such location, that is not on the list of equipment in this schedule, will be negotiated locally at time of rental, up to an amount not to exceed the then-current list price for a standard rental shift, plus any additional hours, as published at HercRentals.com. Herc may at its sole discretion modify or terminate any pricing herein with 30 days notice to customer.*



EFFECTIVE DATES: FROM: 01/01/2020 THROUGH: 12/31/2020

Pricing Schedule #:

20025

**CAT-CLASS DESCRIPTION****DAY WEEK MONTH**CONTRACTOR AND INDUSTRIAL - TORQUE WRENCHES

135	3310	MULTPLY TORQUE WRENCH 3/4X1 3000 FT/LBS	\$18	\$44	\$124
135	3350	MULTIPLIER TORQUE WRENCH 1/2X3/4 MANUAL	\$18	\$44	\$124
135	3370	WRENCH TORQUE 1IN 1000 FT/LBS MANUAL	\$23	\$62	\$176
135	3390	WRENCH TORQUE 3/8 10-100 FT/LBS MANUAL	\$9	\$24	\$68
135	3405	TORQUE HEX LINK 1-14 2000 FT/LB HYD	\$32	\$84	\$236
135	3410	TORQUE HEX LINK 1-5/8 2000 FT/LBS HYD	\$32	\$84	\$236
135	3430	TORQUE HEX LINK 1-13/16 2000 FT/LBS HYD	\$32	\$84	\$236
135	3435	TORQUE HEX LINK 2 4000 FT/LBS HYD	\$38	\$134	\$284
135	3439	TORQUE HEX LINK 2-3/8 2000 FT/LBS HYD	\$72	\$132	\$353
135	3450	TORQUE HEX LINK 2-3/8 4000 FT/LBS HYD	\$36	\$96	\$270
135	3470	TORQUE HEX LINK 3-1/8 8000 FT/LBS HYD	\$45	\$120	\$338
135	3480	TORQUE HEX LINK 2-3/8 8000 FT/LBS HYD	\$46	\$163	\$344
135	3490	TORQUE HEX LINK 2-3/16 4000 FT/LBS HYD	\$36	\$96	\$270
135	3510	TORQUE HEX LINK 2-3/4 4000 FT/LBS HYD	\$36	\$96	\$270
135	3550	TORQUE HEX LINK 1-7/16 2000 FT/LBS HYD	\$32	\$84	\$236
135	3570	TORQUE HEX LINK 2-9/16 8000 FT/LBS HYD	\$45	\$120	\$338
135	3590	TORQUE HEX LINK 3-1/2 16800 FT/LBS HYD	\$77	\$204	\$574
135	3610	TORQUE HEX LINK 3-7/8 16800 FT/LBS HYD	\$77	\$204	\$574
135	3630	TORQUE HEX LINK 4-1/4 16800 FT/LBS HYD	\$86	\$228	\$641
135	3650	TORQUE HEX LINK 4-5/8 16800 FT/LBS HYD	\$86	\$228	\$641
135	3670	TORQUE HEX LINK 2-15/16 4000 FT/LBS HYD	\$36	\$96	\$270
135	3690	TORQUE HEX LINK 2-3/4 8000 FT/LBS HYD	\$45	\$120	\$338
135	3730	TORQUE HEX LINK 2-15/16 8000FT/LBS HYD	\$50	\$132	\$371
135	3750	TORQUE HEX LINK 2-9/16 4000 FT/LBS HYD	\$36	\$96	\$270
135	3770	TORQUE HEX LINK 2 2000 FT/LB HYD	\$36	\$96	\$270
135	3790	SPLITTER NUT 50-60 50 T HYD	\$41	\$108	\$304
135	5100	DRIVER ATTACHMENT 1K FT/LB HYD	\$32	\$84	\$236
135	5220	TORQUE M2 HEX LINK 1-13/16 1300FT/LBSHYD	\$32	\$84	\$236
135	5229	TORQUE M2 HEX LINK 2 3/8"	\$54	\$100	\$263

CONTRACTOR AND INDUSTRIAL - TUNNEL BORER

120	3990	PIERCING TOOL 2 IN AIR	\$131	\$292	\$825
120	4000	PIERCING TOOL 3 IN AIR	\$203	\$480	\$1,350
120	4010	PIERCING TOOL 4 IN AIR	\$293	\$1,040	\$2,194

CONTRACTOR AND INDUSTRIAL - WALLPAPER REMOVERS

100	7010	WALLPAPER REMOVER LARGE	\$32	\$112	\$236
100	7020	CARPET BONDING IRON	\$18	\$64	\$150

CONTRACTOR AND INDUSTRIAL - WEED WACKERS

115	2320	WEED EATER GAS	\$36	\$96	\$360
-----	------	----------------	------	------	-------

CONTRACTOR AND INDUSTRIAL - WELDERS

OMNIA GOLD 2019

*Customer agrees to keep confidential the information contained herein and not to reproduce or disclose any such information, in whole or in part, to any individual or entity, without the prior written consent of Herc Rentals. Customer and Herc hereby agree to the equipment and pricing as detailed herein and Customer agrees to be responsible for all applicable fees and charges as published at HercRentals.com, including, without limitation, environmental and emissions, refueling, vehicle licensing fees and transportation charges. Any equipment that is ordered by or on behalf of Customer locally at a Herc branch or other such location, that is not on the list of equipment in this schedule, will be negotiated locally at time of rental, up to an amount not to exceed the then-current list price for a standard rental shift, plus any additional hours, as published at HercRentals.com. Herc may at its sole discretion modify or terminate any pricing herein with 30 days notice to customer.*

EFFECTIVE DATES: FROM: 01/01/2020 THROUGH: 12/31/2020

Pricing Schedule #:

20025

**CAT-CLASS DESCRIPTION****DAY WEEK MONTH**CONTRACTOR AND INDUSTRIAL - WELDERS

550	1270	WELDER TIG / STICK 200-249 AMPS ELEC	\$36	\$64	\$225
550	1280	WELDER STATIONARY 250 - 299 AMPS ELEC	\$30	\$52	\$175
550	1290	WELDER STATIONARY 300 - 349 AMPS ELEC	\$36	\$80	\$225
550	1300	WELDER STATIONARY 350 - 399 AMPS ELEC	\$36	\$80	\$225
550	1310	WELDER STATIONARY 400 - 449 AMPS ELEC	\$36	\$80	\$225
550	1410	WELDER STATIONARY 1100 - 1199 AMPS ELEC	\$126	\$260	\$670
550	1540	WELDER STATIONARY 180 - 189 AMPS GAS	\$81	\$200	\$475
550	1600	WELDER STATIONARY 250 - 299 AMPS GAS	\$81	\$200	\$475
550	1760	WELDER STATIONARY 250 - 299 AMPS LPN	\$90	\$204	\$500
550	1770	WELDER STATIONARY 300 - 349 AMPS LPN	\$90	\$240	\$500
550	1850	WELDER TOWABLE 300 - 349 AMPS DSL	\$75	\$184	\$500
550	1870	WELDER TOWABLE 400 - 449 AMPS DSL	\$140	\$268	\$585
550	1880	WELDER TOWABLE 500 - 549 AMPS DSL	\$176	\$320	\$800
550	1890	WELDER TOWABLE 600 - 649 AMPS DSL	\$176	\$360	\$800
550	1900	WELDER TOWABLE 300-349AMPS DUAL-OPER DSL	\$155	\$320	\$670
550	1905	WELDER TOWABLE 400-449AMPS DUAL-OPER DSL	\$155	\$340	\$670
550	1950	WELDER WIRE FEEDER 120 VOLT ELEC	\$59	\$156	\$293
550	1960	WELDER WIRE FEEDER ATTACHMENT	\$60	\$144	\$276

CONTRACTOR AND INDUSTRIAL - WELDING ACCESSORIES

550	1330	WELDER INVERTER CC/CV 650-699 AMPS	\$81	\$243	\$525
550	1400	WELDING FUME EXTRACTOR 95-132 CFM	\$65	\$170	\$390
550	1875	WELDER SKID MOUNTED 400 - 449 AMPS DSL	\$125	\$320	\$585

EARTHMOVING - AGRICULTURAL TRACTORS

275	1120	TRACTOR COMPACT 20-29HP 4WD DSL	\$215	\$560	\$1,350
275	1140	TRACTOR 30-39HP 4WD DSL	\$239	\$595	\$1,463
275	1160	TRACTOR 40-49HP 4WD DSL	\$248	\$610	\$1,538
275	1200	TRACTOR 60-69HP 4WD DSL	\$257	\$640	\$1,575
275	1300	TRACTOR 90-99HP 4WD DSL	\$270	\$639	\$1,725
275	2140	TRACTOR LOADER 30-39HP 4WD DSL	\$278	\$716	\$1,613
275	2200	TRACTOR LOADER 60-90HP 4WD DSL	\$315	\$876	\$2,100

EARTHMOVING - BACKHOE ATTACHMENTS

290	4010	BACKHOE ATTACHMENT COMPACTION WHL 12IN	\$119	\$338	\$723
290	4015	BACKHOE ATTACHMENT COMPACTION WHL 18IN	\$119	\$338	\$723
290	4020	BACKHOE ATTACHMENT COMPACTION WHL 24IN	\$119	\$338	\$723
290	4025	BACKHOE ATTACHMENT SHEAR	\$470	\$1,346	\$3,188
290	4030	BACKHOE ATTACHMENT THUMB	\$24	\$68	\$128
290	4050	BACKHOE ATTACHMENT FORKS 42IN	\$43	\$122	\$293
290	4055	BACKHOE ATTACHMENT FORKS 48IN	\$43	\$122	\$293
290	4060	BACKHOE ATTACHMENT FORKS 60IN	\$48	\$135	\$319
290	4100	BACKHOE BUCKET CRIBBING 8IN QC	\$25	\$50	\$100

OMNIA GOLD 2019

*Customer agrees to keep confidential the information contained herein and not to reproduce or disclose any such information, in whole or in part, to any individual or entity, without the prior written consent of Herc Rentals. Customer and Herc hereby agree to the equipment and pricing as detailed herein and Customer agrees to be responsible for all applicable fees and charges as published at HercRentals.com, including, without limitation, environmental and emissions, refueling, vehicle licensing fees and transportation charges. Any equipment that is ordered by or on behalf of Customer locally at a Herc branch or other such location, that is not on the list of equipment in this schedule, will be negotiated locally at time of rental, up to an amount not to exceed the then-current list price for a standard rental shift, plus any additional hours, as published at HercRentals.com. Herc may at its sole discretion modify or terminate any pricing herein with 30 days notice to customer.*

EFFECTIVE DATES: FROM: 01/01/2020 THROUGH: 12/31/2020

Pricing Schedule #:

20025

**CAT-CLASS DESCRIPTION****DAY WEEK MONTH**EARTHMOVING - BACKHOE ATTACHMENTS

DAY	WEEK	MONTH			
290	4105	BACKHOE BUCKET CRIBBING 8IN PO	\$25	\$50	\$100
290	4120	BACKHOE BUCKET TRENCH 12IN QC	\$25	\$50	\$100
290	4130	BACKHOE BUCKET TRENCH 16IN QC	\$25	\$50	\$100
290	4140	BACKHOE BUCKET TRENCH 18IN QC	\$25	\$50	\$100
290	4150	BACKHOE BUCKET TRENCH 24IN QC	\$25	\$50	\$100
290	4155	BACKHOE BUCKET TRENCH 24IN PO	\$25	\$50	\$100
290	4160	BACKHOE BUCKET TRENCH 30IN QC	\$25	\$50	\$100
290	4170	BACKHOE BUCKET TRENCH 36IN QC	\$25	\$50	\$100
290	4180	BACKHOE BUCKET SMOOTH 36IN QC	\$25	\$50	\$100
290	4190	BACKHOE BUCKET TRENCH 42IN QC	\$43	\$99	\$281
290	4210	BACKHOE BUCKET TRENCH 48IN QC	\$43	\$99	\$281
290	4280	BACKHOE BUCKET 1YD SIDE DUMP	\$119	\$338	\$723

EARTHMOVING - BACKHOE LOADERS

210	1100	BACKHOE COMPACT TLB 20-23HP 4WD ROPS DSL	\$234	\$735	\$1,733
210	1200	BACKHOE COMPACT TLB 24-29HP 4WD ROPS DSL	\$284	\$860	\$2,115
210	3100	BACKHOE 70-97HP 2WD ROPS DSL	\$298	\$800	\$1,950
210	3150	BACKHOE 70-97HP 2WD CAB DSL	\$298	\$800	\$1,950
210	3200	BACKHOE 70-97HP 4WD ROPS DSL	\$298	\$800	\$1,950
210	3205	BACKHOE 70-97HP 4WD ROPS EXTENDAHOE DSL	\$298	\$800	\$1,950
210	3250	BACKHOE 70-97HP 4WD CAB DSL	\$325	\$850	\$2,050
210	3255	BACKHOE 70-97HP 4WD CAB EXTENDAHOE DSL	\$325	\$850	\$2,050
210	4205	BACKHOE 98-115HP 4WD ROPS EXTENDAHOE DSL	\$440	\$1,238	\$3,300
210	4255	BACKHOE 98-115HP 4WD CAB EXTENDAHOE DSL	\$460	\$1,294	\$3,375
210	5250	BACKHOE OVER 115HP 4WD CAB DSL	\$640	\$1,800	\$5,100
210	5255	BACKHOE OVER 115HP 4WD CAB EXTENDHOE DSL	\$640	\$1,800	\$5,100

EARTHMOVING - DOZERS

250	1100	DOZER STD TRACK 70-79 HP ROPS	\$563	\$1,435	\$3,380
250	1140	DOZER WIDE TRACK 70-79 HP ROPS	\$563	\$1,435	\$3,563
250	1160	DOZER WIDE TRACK 70-79 HP CAB	\$585	\$1,480	\$3,675
250	1200	DOZER STD TRACK 80-89 HP ROPS	\$625	\$1,500	\$3,765
250	1220	DOZER STD TRACK 80-89 HP CAB	\$650	\$1,520	\$3,845
250	1240	DOZER WIDE TRACK 80-89 HP ROPS	\$625	\$1,520	\$3,845
250	1260	DOZER WIDE TRACK 80-89 HP CAB	\$650	\$1,580	\$4,000
250	1300	DOZER STD TRACK 90-99 HP ROPS	\$675	\$1,685	\$4,000
250	1320	DOZER STD TRACK 90-99 HP CAB	\$720	\$1,720	\$4,230
250	1340	DOZER WIDE TRACK 90-99 HP ROPS	\$675	\$1,685	\$4,125
250	1360	DOZER WIDE TRACK 90-99 HP CAB	\$720	\$1,720	\$4,350
250	1420	DOZER STD TRACK 110-119 HP CAB	\$1,065	\$2,520	\$6,563
250	1450	DOZER WIDE TRACK 106-130 HP ROPS	\$1,035	\$2,520	\$6,563
250	1460	DOZER WIDE TRACK 110-119 HP CAB	\$1,065	\$2,520	\$6,563

OMNIA GOLD 2019

*Customer agrees to keep confidential the information contained herein and not to reproduce or disclose any such information, in whole or in part, to any individual or entity, without the prior written consent of Herc Rentals. Customer and Herc hereby agree to the equipment and pricing as detailed herein and Customer agrees to be responsible for all applicable fees and charges as published at HercRentals.com, including, without limitation, environmental and emissions, refueling, vehicle licensing fees and transportation charges. Any equipment that is ordered by or on behalf of Customer locally at a Herc branch or other such location, that is not on the list of equipment in this schedule, will be negotiated locally at time of rental, up to an amount not to exceed the then-current list price for a standard rental shift, plus any additional hours, as published at HercRentals.com. Herc may at its sole discretion modify or terminate any pricing herein with 30 days notice to customer.*

EFFECTIVE DATES: FROM: 01/01/2020 THROUGH: 12/31/2020

Pricing Schedule #:

20025

**CAT-CLASS DESCRIPTION****DAY WEEK MONTH**EARTHMOVING - DOZERS

250	1560	DOZER WIDE TRACK 140-149 HP CAB	\$1,166	\$3,075	\$7,875
250	1660	DOZER WIDE TRACK 170-185 HP CAB	\$1,346	\$3,356	\$9,375

EARTHMOVING - EXCAVATORS

240	2000	EXCAVATOR 28000-38000 LBS STD REACH	\$630	\$1,520	\$4,020
240	2020	EXCAVATOR 28000-38000 LBS REDUCED TAIL	\$650	\$1,520	\$4,020
240	2100	EXCAVATOR 39000-42000 LBS STD REACH	\$770	\$1,900	\$4,920
240	2200	EXCAVATOR 43000-49999 LBS STD REACH	\$810	\$1,960	\$5,125
240	2210	EXCAVATOR 43000-49999 LBS LONG REACH	\$1,211	\$2,900	\$7,305
240	2300	EXCAVATOR 50000-59999 LBS STD REACH	\$1,070	\$2,520	\$6,375
240	2320	EXCAVATOR 50000-59999 LBS REDUCED TAIL	\$1,126	\$2,780	\$6,971
240	2400	EXCAVATOR 60000-69999 LBS STD REACH	\$1,275	\$3,160	\$7,875
240	2500	EXCAVATOR 70000-80000 LBS STD REACH	\$1,488	\$3,720	\$9,000

EARTHMOVING - EXCAVATORS ATTACHMENTS

290	5000	MINI-EX ATTACHMENT AUGER MED TORQUE	\$90	\$257	\$638
290	5010	MINI-EX ATTACHMENT COMPACTION WHL	\$95	\$270	\$595
290	5020	MINI-EX ATTACHMENT FORESTRY MULCHER	\$474	\$1,215	\$2,550
290	5145	MINI-EX ATTACHMENT BREAKER 91-190 LBS	\$157	\$446	\$935
290	5150	MINI-EX ATTACHMENT BREAKER 191-290 LBS	\$185	\$527	\$1,148
290	5155	MINI-EX ATTACHMENT BREAKER 291-390 LBS	\$185	\$527	\$1,148
290	5160	MINI-EX ATTACHMENT BREAKER 391-600 LBS	\$185	\$527	\$1,148
290	5165	MINI-EX ATTACHMENT BREAKER 601-900 LBS	\$356	\$1,013	\$2,083
290	5180	MINI-EX ATTACH SWING CPLR UP TO 9K LBS	\$48	\$135	\$383
290	5184	MINI-EX TLB ATTACH SWING CPLR 12-14K LBS	\$67	\$189	\$497
290	5186	MINI-EX TLB ATTACH SWING CPLR 14-20K LBS	\$76	\$216	\$553
290	5205	MINI-EX <19K LBS BUCKET CRIBBING 8IN PO	\$19	\$45	\$128
290	5210	MINI-EX <19K LBS BUCKET CRIBBING 10IN QC	\$19	\$45	\$128
290	5220	MINI-EX <19K LBS BUCKET TRENCH <12IN QC	\$19	\$45	\$128
290	5225	MINI-EX <19K LBS BUCKET TRENCH <12IN PO	\$19	\$45	\$128
290	5240	MINI-EX <19K LBS BUCKET TRENCH 12IN QC	\$19	\$45	\$128
290	5245	MINI-EX <19K LBS BUCKET TRENCH 12IN PO	\$19	\$45	\$128
290	5250	MINI-EX <19K LBS BUCKET SMOOTH 12IN QC	\$19	\$45	\$128
290	5270	MINI-EX <19K LBS BUCKET TRENCH 16IN QC	\$19	\$45	\$128
290	5280	MINI-EX <19K LBS BUCKET TRENCH 18IN QC	\$19	\$45	\$128
290	5285	MINI-EX <19K LBS BUCKET TRENCH 18IN PO	\$19	\$45	\$128
290	5290	MINI-EX <19K LBS BUCKET SMOOTH 18IN QC	\$19	\$45	\$128
290	5320	MINI-EX <19K LBS BUCKET TRENCH 24IN QC	\$19	\$45	\$128
290	5325	MINI-EX <19K LBS BUCKET TRENCH 24IN PO	\$19	\$45	\$128
290	5330	MINI-EX <19K LBS BUCKET SMOOTH 24IN QC	\$19	\$45	\$128
290	5340	MINI-EX <19K LBS BUCKET TRENCH 30IN QC	\$19	\$45	\$128
290	5350	MINI-EX <19K LBS BUCKET SMOOTH 30 IN QC	\$19	\$45	\$128

OMNIA GOLD 2019

*Customer agrees to keep confidential the information contained herein and not to reproduce or disclose any such information, in whole or in part, to any individual or entity, without the prior written consent of Herc Rentals. Customer and Herc hereby agree to the equipment and pricing as detailed herein and Customer agrees to be responsible for all applicable fees and charges as published at HercRentals.com, including, without limitation, environmental and emissions, refueling, vehicle licensing fees and transportation charges. Any equipment that is ordered by or on behalf of Customer locally at a Herc branch or other such location, that is not on the list of equipment in this schedule, will be negotiated locally at time of rental, up to an amount not to exceed the then-current list price for a standard rental shift, plus any additional hours, as published at HercRentals.com. Herc may at its sole discretion modify or terminate any pricing herein with 30 days notice to customer.*

EFFECTIVE DATES: FROM: 01/01/2020 THROUGH: 12/31/2020

Pricing Schedule #:

20025

## CAT-CLASS DESCRIPTION

DAY WEEK MONTH

## EARTHMOVING - EXCAVATORS ATTACHMENTS

290	5360	MINI-EX <19K LBS BUCKET TRENCH 36IN QC	\$19	\$45	\$128
290	5365	MINI-EX <19K LBS BUCKET TRENCH 36IN PO	\$19	\$45	\$128
290	5370	MINI-EX <19K LBS BUCKET SMOOTH 36IN QC	\$19	\$45	\$128
290	5380	MINI-EX <19K LBS BUCKET SWING 36IN QC	\$19	\$45	\$128
290	5390	MINI-EX <19K LBS BUCKET TRENCH 42IN QC	\$29	\$68	\$191
290	5410	MINI-EX <19K LBS BUCKET TRENCH 48N QC	\$29	\$68	\$191
290	5420	MINI-EX <19K LBS BUCKET SMOOTH 48N QC	\$29	\$68	\$191
290	5425	MINI-EX <19K LBS BUCKET SMOOTH 48IN PO	\$29	\$68	\$191
290	6000	EXCAVAT 28K-39K BUCKET TRENCH 12IN QC	\$38	\$90	\$255
290	6010	EXCAVAT 28K-39K BUCKET TRENCH 18IN QC	\$38	\$90	\$255
290	6015	EXCAVAT 28K-39K BUCKET TRENCH 18IN PO	\$38	\$90	\$255
290	6020	EXCAVAT 28K-39K BUCKET TRENCH 24IN QC	\$38	\$90	\$255
290	6025	EXCAVAT 28K-39K BUCKET TRENCH 24IN PO	\$38	\$90	\$255
290	6030	EXCAVAT 28K-39K BUCKET TRENCH 30IN QC	\$38	\$90	\$255
290	6035	EXCAVAT 28K-39K BUCKET TRENCH 30IN PO	\$38	\$90	\$255
290	6040	EXCAVAT 28K-39K BUCKET TRENCH 36IN QC	\$38	\$90	\$255
290	6045	EXCAVAT 28K-39K BUCKET TRENCH 36IN PO	\$38	\$90	\$255
290	6050	EXCAVAT 28K-39K BUCKET TRENCH 42IN QC	\$38	\$90	\$255
290	6055	EXCAVAT 28K-39K BUCKET TRENCH 42IN PO	\$38	\$90	\$255
290	6060	EXCAVAT 28K-39K BUCKET TRENCH 48IN QC	\$38	\$90	\$255
290	6065	EXCAVAT 28K-39K BUCKET TRENCH 48IN PO	\$38	\$90	\$255
290	6080	EXCAVAT 28K-39K BUCKET TRENCH 60IN QC	\$57	\$135	\$383
290	6082	EXCAVAT 28K-39K BUCKET SMOOTH 60IN QC	\$57	\$135	\$383
290	6085	EXCAVAT 28K-39K BUCKET TRENCH 60IN PO	\$57	\$135	\$383
290	6105	EXCAVAT 28K-39K BUCKET TRENCH 72IN QC	\$57	\$135	\$383
290	6135	EXCAVAT 39K-50K BUCKET TRENCH 24IN PO	\$48	\$113	\$319
290	6145	EXCAVAT 39K-50K BUCKET TRENCH 30IN PO	\$48	\$113	\$319
290	6155	EXCAVAT 39K-50K BUCKET TRENCH 36IN PO	\$48	\$113	\$319
290	6165	EXCAVAT 39K-50K BUCKET TRENCH 42IN PO	\$48	\$113	\$319
290	6175	EXCAVAT 39K-50K BUCKET TRENCH 48IN PO	\$48	\$113	\$319
290	6185	EXCAVAT 39K-50K BUCKET TRENCH 54IN PO	\$71	\$167	\$446
290	6195	EXCAVAT 39K-50K BUCKET TRENCH 60IN PO	\$71	\$167	\$446
290	6215	EXCAVAT 39K-50K BUCKET SMOOTH 72IN PO	\$71	\$167	\$446
290	6245	EXCAVAT 50K-60K BUCKET TRENCH 24IN PO	\$48	\$113	\$319
290	6265	EXCAVAT 50K-60K BUCKET TRENCH 36IN PO	\$48	\$113	\$319
290	6285	EXCAVAT 50K-60K BUCKET TRENCH 48IN PO	\$48	\$113	\$319
290	6295	EXCAVAT 50K-60K BUCKET TRENCH 54IN PO	\$71	\$167	\$446
290	6365	EXCAVAT 60K-80K BUCKET TRENCH 36IN PO	\$57	\$135	\$383
290	6375	EXCAVAT 60K-80K BUCKET TRENCH 42IN PO	\$57	\$135	\$383
290	6395	EXCAVAT 60K-80K BUCKET TRENCH 54IN PO	\$57	\$135	\$383
290	6405	EXCAVAT 60K-80K BUCKET TRENCH 60IN PO	\$86	\$203	\$574
290	6425	EXCAVAT 60K-80K BUCKET TRENCH 72IN PO	\$86	\$203	\$574

OMNIA GOLD 2019

*Customer agrees to keep confidential the information contained herein and not to reproduce or disclose any such information, in whole or in part, to any individual or entity, without the prior written consent of Herc Rentals. Customer and Herc hereby agree to the equipment and pricing as detailed herein and Customer agrees to be responsible for all applicable fees and charges as published at HercRentals.com, including, without limitation, environmental and emissions, refueling, vehicle licensing fees and transportation charges. Any equipment that is ordered by or on behalf of Customer locally at a Herc branch or other such location, that is not on the list of equipment in this schedule, will be negotiated locally at time of rental, up to an amount not to exceed the then-current list price for a standard rental shift, plus any additional hours, as published at HercRentals.com. Herc may at its sole discretion modify or terminate any pricing herein with 30 days notice to customer.*



EFFECTIVE DATES: FROM: 01/01/2020 THROUGH: 12/31/2020

Pricing Schedule #:

20025

**CAT-CLASS DESCRIPTION****DAY WEEK MONTH**EARTHMOVING - EXCAVATORS ATTACHMENTS

290	6510	EXCAVAT ATTACHMENT FLAIL MOWER	\$238	\$675	\$1,275
290	6530	EXCAVAT ATTACHMENT COMPACTION WHL 24IN	\$214	\$540	\$1,233
290	6585	EXC TLB ATTACHMENT AUGER	\$119	\$338	\$893
290	6590	EXCAVAT ATTACHMENT THUMB	\$67	\$176	\$323
290	6600	EXCAVAT ATTACH P/COMPACTOR 200-299 LBS	\$76	\$194	\$531
290	6700	EXC TLB ATTACH BREAKER 1251-1800 LBS	\$356	\$1,013	\$2,083
290	6705	EXCAVAT ATTACHMENT BREAKER 1801-2500 LBS	\$618	\$1,755	\$3,825
290	6710	EXCAVAT ATTACHMENT BREAKER 2501-4800 LBS	\$618	\$1,755	\$3,825
290	6715	EXCAVAT ATTACHMENT BREAKER 4801-6500 LBS	\$808	\$2,295	\$4,930
290	6720	EXCAVAT ATTACHMENT BREAKER >10000 LBS	\$998	\$2,835	\$6,630

EARTHMOVING - MINI EXCAVATORS

240	1000	MINI-EXCAVATOR 2000-2999 LBS DSL ROPS	\$250	\$685	\$1,350
240	1200	MINI-EXCAVATOR 4000-4999 LBS DSL ROPS	\$250	\$685	\$1,350
240	1201	MINI-EXCAVATOR 4000-4999 LBS HYBRID ROPS	\$450	\$1,065	\$2,800
240	1300	MINI-EXCAVATOR 5000-6999 LBS DSL ROPS	\$250	\$685	\$1,350
240	1310	MINI-EXCAVATOR 5000-6999 LBS DSL CAB	\$260	\$700	\$1,460
240	1400	MINI-EXCAVATOR 7000-8999 LBS DSL ROPS	\$270	\$705	\$1,480
240	1410	MINI-EXCAVATOR 7000-8999 LBS DSL CAB	\$285	\$755	\$1,650
240	1500	MINI-EXCAVATOR 9000-11999 LBS DSL ROPS	\$300	\$840	\$1,950
240	1510	MINI-EXCAVATOR 9000-11999 LBS DSL CAB	\$340	\$890	\$2,243
240	1600	MINI-EXCAVATOR 12000-13999 LBS DSL ROPS	\$385	\$975	\$2,405
240	1610	MINI-EXCAVATOR 12000-13999 LBS DSL CAB	\$415	\$1,060	\$2,500
240	1620	WHL COMPACT EXCAVATOR 12000 LBS DSL CAB	\$1,050	\$2,400	\$6,210
240	1700	MINI-EXCAVATOR 14000-19000 LBS DSL ROPS	\$425	\$1,120	\$2,870
240	1710	MINI-EXCAVATOR 14000-19000 LBS DSL CAB	\$450	\$1,150	\$2,945

EARTHMOVING - MINI-SKIDSTEER TRACK MACHINE ATTACHMENTS

290	1000	WB LOADER ATTACHMENT AUGER	\$52	\$149	\$383
290	1005	WB LOADER ATTACHMENT TRENCHER	\$81	\$225	\$468
290	1010	WB LOADER SOIL CONDITIONER	\$105	\$315	\$765
290	1015	WB LOADER ATTACHMENT TILLER	\$90	\$248	\$553
290	1020	WB LOADER ATTACHMENT LEVELER	\$19	\$54	\$128
290	1025	WB LOADER ATTACHMENT BREAKER	\$157	\$446	\$935
290	1030	WB LOADER ATTACHMENT ROTARY BRUSH MOWER	\$119	\$338	\$829
290	1035	WB LOADER ATTACHMENT BUCKET	\$10	\$27	\$77
290	1040	WB LOADER ATTACHMENT GRAPPLE BKT 36IN	\$57	\$162	\$366
290	1045	WB LOADER ATTACHMENT GRAPPLE BKT 42IN	\$57	\$162	\$366
290	1050	WB LOADER ATTACHMENT GRAPPLE BKT 48IN	\$57	\$162	\$366
290	1060	WB LOADER ATTACHMENT FORKS	\$24	\$68	\$191
290	1070	WB LOADER ATTACHMENT DOZER BLADE	\$57	\$162	\$383
290	1080	WB LOADER ATTACHMENT BORING	\$90	\$203	\$383

OMNIA GOLD 2019

*Customer agrees to keep confidential the information contained herein and not to reproduce or disclose any such information, in whole or in part, to any individual or entity, without the prior written consent of Herc Rentals. Customer and Herc hereby agree to the equipment and pricing as detailed herein and Customer agrees to be responsible for all applicable fees and charges as published at HercRentals.com, including, without limitation, environmental and emissions, refueling, vehicle licensing fees and transportation charges. Any equipment that is ordered by or on behalf of Customer locally at a Herc branch or other such location, that is not on the list of equipment in this schedule, will be negotiated locally at time of rental, up to an amount not to exceed the then-current list price for a standard rental shift, plus any additional hours, as published at HercRentals.com. Herc may at its sole discretion modify or terminate any pricing herein with 30 days notice to customer.*

EFFECTIVE DATES: FROM: 01/01/2020 THROUGH: 12/31/2020

Pricing Schedule #:

20025

**CAT-CLASS DESCRIPTION****DAY WEEK MONTH**EARTHMOVING - MINI-SKIDSTEER TRACK MACHINE ATTACHMENTS

290	8020	CONCRETE HWY BARRIER LIFTING TONGS	\$70	\$205	\$385
-----	------	------------------------------------	------	-------	-------

EARTHMOVING - RIDE-ON TRENCHERS

280	1110	TRENCHER RIDE-ON 35-49HP DSL	\$383	\$960	\$2,170
280	1150	TRENCHER RIDE-ON 120-130HP DSL	\$1,350	\$3,600	\$8,400

EARTHMOVING - ROAD GEAR

260	1100	ROAD GRADER 110-119HP DSL	\$698	\$1,913	\$5,535
260	1120	ROAD GRADER 130-139HP DSL	\$1,040	\$2,848	\$7,996

EARTHMOVING - SKIDSTEER ATTACHMENTS

290	2000	SKIDSTEER ATTACHMENT AUGER MED TORQUE	\$90	\$257	\$638
290	2005	SKIDSTEER ATTACHMENT AUGER HI TORQUE	\$90	\$257	\$638
290	2010	SKIDSTEER ATTACHMENT ANGLE BROOM	\$105	\$315	\$723
290	2015	SKIDSTEER ATTACHMENT SWEEPER	\$105	\$315	\$723
290	2020	SKIDSTEER ATTACHMENT SNOW PUSHER	\$114	\$225	\$468
290	2025	SKIDSTEER ATTACHMENT SNOW BLOWER	\$133	\$270	\$638
290	2030	SKIDSTEER ATTACHMENT TRENCHER	\$138	\$405	\$1,020
290	2035	SKIDSTEER ATTACHMENT LEVELER	\$90	\$255	\$640
290	2045	SKIDSTEER ATTACHMENT ROOT RAKE W CLAMP	\$86	\$189	\$383
290	2050	SKIDSTEER ATTACHMENT ROCK HOUND RAKE	\$138	\$338	\$846
290	2055	SKIDSTEER ATTACHMENT SOIL CONDITIONER	\$138	\$338	\$846
290	2057	SKIDSTEER ATTACHMENT FLAIL MOWER	\$285	\$810	\$1,913
290	2058	SKIDSTEER ATTACHMENT BRUSH CUTTER 60 SF	\$185	\$527	\$1,254
290	2059	SKIDSTEER ATTACHMENT BRUSH CUTTER 66 SF	\$166	\$464	\$1,169
290	2060	SKIDSTEER ATTACHMENT BRUSH CUTTER 72 SF	\$185	\$527	\$1,254
290	2061	SKIDSTEER ATTACHMENT BRUSH CUTTER 96 SF	\$266	\$756	\$1,785
290	2062	SKIDSTEER ATTACHMENT BRUSH CUTTER 60 HF	\$266	\$756	\$1,785
290	2063	SKIDSTEER ATTACHMENT BRUSH CUTTER 72 HF	\$223	\$630	\$1,488
290	2065	SKIDSTEER ATTACHMENT FORESTRY MULCHER	\$760	\$1,800	\$3,825
290	2070	SKIDSTEER ATTACHMENT PLANER 14IN SF	\$309	\$1,035	\$2,040
290	2073	SKIDSTEER ATTACHMENT PLANER 18IN HF	\$361	\$1,103	\$2,125
290	2075	SKIDSTEER ATTACHMENT PLANER 24IN HF	\$428	\$1,305	\$2,508
290	2080	SKIDSTEER ATTACHMENT TILLER	\$105	\$293	\$638
290	2085	SKIDSTEER ATTACHMENT SILTFENCE INSTALLER	\$76	\$216	\$612
290	2090	SKIDSTEER ATTACHMENT STUMP GRINDER	\$109	\$360	\$829
290	2092	SKIDSTEER ATTACHMENT POST DRIVER	\$120	\$340	\$850
290	2095	SKIDSTEER ATTACHMENT SPREADER	\$76	\$216	\$612
290	2100	SKIDSTEER ATTACHMENT TREE BOOM	\$67	\$189	\$357
290	2105	SKIDSTEER ATTACHMENT TILE SCRAPER	\$76	\$216	\$408
290	2110	SKIDSTEER ATTACHMENT BACKHOE	\$109	\$360	\$829
290	2125	SKIDSTEER ATTACHMENT DOZER BLADE	\$67	\$189	\$357
290	2130	SKIDSTEER ATTACHMENT MISCELLANEOUS	\$76	\$216	\$408

OMNIA GOLD 2019

*Customer agrees to keep confidential the information contained herein and not to reproduce or disclose any such information, in whole or in part, to any individual or entity, without the prior written consent of Herc Rentals. Customer and Herc hereby agree to the equipment and pricing as detailed herein and Customer agrees to be responsible for all applicable fees and charges as published at HercRentals.com, including, without limitation, environmental and emissions, refueling, vehicle licensing fees and transportation charges. Any equipment that is ordered by or on behalf of Customer locally at a Herc branch or other such location, that is not on the list of equipment in this schedule, will be negotiated locally at time of rental, up to an amount not to exceed the then-current list price for a standard rental shift, plus any additional hours, as published at HercRentals.com. Herc may at its sole discretion modify or terminate any pricing herein with 30 days notice to customer.*

EFFECTIVE DATES: FROM: 01/01/2020 THROUGH: 12/31/2020

Pricing Schedule #:

20025

**CAT-CLASS DESCRIPTION****DAY WEEK MONTH**EARTHMOVING - SKIDSTEER ATTACHMENTS

290	2135	SKIDSTEER ATTACHMENT VACUUM LIFT BATTERY	\$170	\$405	\$810
290	2140	SKIDSTEER ATTACHMENT FORKS 42IN	\$38	\$108	\$238
290	2145	SKIDSTEER ATTACHMENT FORKS 48IN	\$38	\$108	\$238
290	2195	SKIDSTEER ATTACHMENT ASPHALT FLOAT	\$166	\$378	\$893
290	2200	SKIDSTEER ATTACHMENT BREAKER	\$157	\$446	\$935
290	2205	SKIDSTEER ATTACHMENT BREAKER 91-190 LBS	\$157	\$446	\$935
290	2210	SKIDSTEER ATTACHMENT BREAKER 191-290 LBS	\$157	\$446	\$935
290	2220	SKIDSTEER ATTACHMENT BREAKER 291-390 LBS	\$157	\$446	\$935
290	2225	SKIDSTEER ATTACHMENT BREAKER 391-600 LBS	\$185	\$527	\$1,148
290	2230	COMBO SSL M-EX ATTACH BREAKER 391-600LBS	\$185	\$527	\$1,148
290	2235	SKIDSTEER ATTACHMENT BREAKER 601-900 LBS	\$185	\$527	\$1,148
290	2240	SKIDSTEER ATTACHMENT BREAKER 901-1250LBS	\$185	\$527	\$1,148
290	2300	SKIDSTEER ATTACHMENT BUCKET 36IN	\$10	\$27	\$77
290	2320	SKIDSTEER ATTACHMENT BUCKET 44IN 4 IN 1	\$57	\$135	\$383
290	2332	SKIDSTEER ATTACHMENT BUCKET 56IN LOW-PRO	\$10	\$27	\$77
290	2340	SKIDSTEER ATTACHMENT BUCKET 62IN	\$10	\$27	\$77
290	2345	SKIDSTEER ATTACHMENT BUCKET 62IN 4 IN 1	\$57	\$135	\$383
290	2350	SKIDSTEER ATTACHMENT BUCKET 62IN LOW-PRO	\$10	\$27	\$77
290	2360	SKIDSTEER ATTACHMENT BUCKET 66IN	\$10	\$27	\$77
290	2365	SKIDSTEER ATTACHMENT BUCKET 66IN 4 IN 1	\$57	\$135	\$383
290	2370	SKIDSTEER ATTACHMENT BUCKET 66IN LOW-PRO	\$10	\$27	\$77
290	2380	SKIDSTEER ATTACHMENT BUCKET 68IN	\$10	\$27	\$77
290	2385	SKIDSTEER ATTACHMENT BUCKET 68IN 4 IN 1	\$57	\$135	\$383
290	2390	SKIDSTEER ATTACHMENT BUCKET 68IN LOW-PRO	\$10	\$27	\$77
290	2400	SKIDSTEER ATTACHMENT BUCKET 72IN	\$10	\$27	\$77
290	2405	SKIDSTEER ATTACHMENT BUCKET 72IN 4 IN 1	\$57	\$135	\$383
290	2420	SKIDSTEER ATTACHMENT BUCKET 74IN	\$10	\$27	\$77
290	2425	SKIDSTEER ATTACHMENT BUCKET 74IN 4 IN 1	\$57	\$135	\$383
290	2430	SKIDSTEER ATTACHMENT BUCKET 74IN LIGHT	\$10	\$27	\$77
290	2435	SKIDSTEER ATTACHMENT BUCKET 74IN LOW-PRO	\$10	\$27	\$77
290	2440	SKIDSTEER ATTACHMENT BUCKET 78IN LOW-PRO	\$10	\$27	\$77
290	2460	SKIDSTEER ATTACHMENT BUCKET 80IN	\$10	\$27	\$77
290	2467	SKIDSTEER ATTACHMENT BUCKET 80IN LOW-PRO	\$10	\$27	\$77
290	2500	SKIDSTEER ATTACHMENT BRUSH GRAPPLE	\$71	\$203	\$468
290	2505	SKIDSTEER ATTACHMENT GRAPPLE BKT 60-65IN	\$76	\$216	\$489
290	2510	SKIDSTEER ATTACHMENT GRAPPLE BKT 66-71IN	\$76	\$216	\$489
290	2515	SKIDSTEER ATTACHMENT GRAPPLE BKT 72-77IN	\$76	\$216	\$489
290	2600	TOOLCAT ATTACHMENT SPREADER	\$76	\$216	\$489

EARTHMOVING - SKIDSTEER LOADERS

200	1310	SKIDSTEER LOADER 250-750LB ROPS	\$190	\$540	\$1,663
200	1311	SKIDSTEER LOADER 250-750LB CAB	\$200	\$551	\$1,710

OMNIA GOLD 2019

*Customer agrees to keep confidential the information contained herein and not to reproduce or disclose any such information, in whole or in part, to any individual or entity, without the prior written consent of Herc Rentals. Customer and Herc hereby agree to the equipment and pricing as detailed herein and Customer agrees to be responsible for all applicable fees and charges as published at HercRentals.com, including, without limitation, environmental and emissions, refueling, vehicle licensing fees and transportation charges. Any equipment that is ordered by or on behalf of Customer locally at a Herc branch or other such location, that is not on the list of equipment in this schedule, will be negotiated locally at time of rental, up to an amount not to exceed the then-current list price for a standard rental shift, plus any additional hours, as published at HercRentals.com. Herc may at its sole discretion modify or terminate any pricing herein with 30 days notice to customer.*



EFFECTIVE DATES: FROM: 01/01/2020 THROUGH: 12/31/2020

Pricing Schedule #:

20025

**CAT-CLASS DESCRIPTION****DAY WEEK MONTH**EARTHMOVING - SKIDSTEER LOADERS

200	1330	SKIDSTEER LOADER 1200-1499LB ROPS	\$185	\$465	\$1,125
200	1331	SKIDSTEER LOADER 1200-1499LB CAB	\$205	\$505	\$1,175
200	1340	SKIDSTEER LOADER 1500-1750LB ROPS	\$185	\$465	\$1,125
200	1341	SKIDSTEER LOADER 1500-1750LB CAB	\$205	\$505	\$1,175
200	1350	SKIDSTEER LOADER 1751-2099LB ROPS	\$185	\$465	\$1,125
200	1351	SKIDSTEER LOADER 1751-2099LB CAB	\$205	\$505	\$1,175
200	1352	SKIDSTEER LOADER 1751-2099LB ROPS HF	\$205	\$505	\$1,175
200	1353	SKIDSTEER LOADER 1751-2099LB CAB HF	\$220	\$540	\$1,222
200	1360	SKIDSTEER LOADER 2100-2399LB ROPS	\$265	\$620	\$1,400
200	1361	SKIDSTEER LOADER 2100-2399LB CAB	\$295	\$695	\$1,450
200	1362	SKIDSTEER LOADER 2100-2399LB ROPS HF	\$295	\$695	\$1,450
200	1370	SKIDSTEER LOADER 2400-2999LB ROPS	\$265	\$620	\$1,400
200	1371	SKIDSTEER LOADER 2400-2999LB CAB	\$295	\$695	\$1,450
200	1372	SKIDSTEER LOADER 2400-2999LB ROPS HF	\$295	\$695	\$1,450
200	1373	SKIDSTEER LOADER 2400-2999LB CAB HF	\$303	\$740	\$1,586
200	1381	SKIDSTEER LOADER OVER 3000LB CAB	\$334	\$815	\$1,785
200	1382	SKIDSTEER LOADER OVER 3000LB ROPS HF	\$370	\$885	\$1,975

EARTHMOVING - TRACK LOADERS

200	1430	COMPACT TRACK LOADER 1300-1699LB ROPS	\$300	\$755	\$1,900
200	1431	COMPACT TRACK LOADER 1300-1699LB CAB	\$315	\$790	\$1,935
200	1440	COMPACT TRACK LOADER 1700-1999LB ROPS	\$300	\$755	\$1,900
200	1441	COMPACT TRACK LOADER 1700-1999LB CAB	\$315	\$790	\$1,935
200	1450	COMPACT TRACK LOADER 2000-2399LB ROPS	\$300	\$755	\$1,900
200	1451	COMPACT TRACK LOADER 2000-2399LB CAB	\$315	\$790	\$1,935
200	1452	COMPACT TRACK LOADER 2000-2399LB ROPS HF	\$315	\$790	\$1,935
200	1453	COMPACT TRACK LOADER 2000-2399LB CAB HF	\$330	\$825	\$2,035
200	1460	COMPACT TRACK LOADER 2400-2799LB ROPS	\$330	\$825	\$2,035
200	1461	COMPACT TRACK LOADER 2400-2799LB CAB	\$346	\$896	\$2,075
200	1462	COMPACT TRACK LOADER 2400-2799LB ROPS HF	\$346	\$896	\$2,075
200	1463	COMPACT TRACK LOADER 2400-2799LB CAB HF	\$375	\$985	\$2,250
200	1470	COMPACT TRACK LOADER 2800LB & OVER ROPS	\$375	\$985	\$2,250
200	1471	COMPACT TRACK LOADER 2800LB & OVER CAB	\$395	\$1,050	\$2,400
200	1472	COMPACT TRACK LOADER 2800LB & UP ROPS HF	\$395	\$1,050	\$2,400
200	1473	COMPACT TRACK LOADER 2800LB & UP CAB HF	\$410	\$1,067	\$2,500

EARTHMOVING - TRACKED MINI SKIDLOADERS

200	1020	MINI TRACK LOADER W/B < 600LB CAP GAS	\$238	\$713	\$1,663
200	1030	MINI TRACK LOADER W/B < 600LB CAP DSL	\$238	\$713	\$1,663
200	1040	MINI TRACK LOADER W/B > 600LB CAP DSL	\$271	\$755	\$1,758
200	1050	MINI TRACK LOADER W/B 2000LB CAP DSL	\$375	\$1,045	\$2,470

EARTHMOVING - TRACTOR ATTACHMENTS

OMNIA GOLD 2019

*Customer agrees to keep confidential the information contained herein and not to reproduce or disclose any such information, in whole or in part, to any individual or entity, without the prior written consent of Herc Rentals. Customer and Herc hereby agree to the equipment and pricing as detailed herein and Customer agrees to be responsible for all applicable fees and charges as published at HercRentals.com, including, without limitation, environmental and emissions, refueling, vehicle licensing fees and transportation charges. Any equipment that is ordered by or on behalf of Customer locally at a Herc branch or other such location, that is not on the list of equipment in this schedule, will be negotiated locally at time of rental, up to an amount not to exceed the then-current list price for a standard rental shift, plus any additional hours, as published at HercRentals.com. Herc may at its sole discretion modify or terminate any pricing herein with 30 days notice to customer.*

EFFECTIVE DATES: FROM: 01/01/2020 THROUGH: 12/31/2020

Pricing Schedule #:

20025

**CAT-CLASS DESCRIPTION****DAY WEEK MONTH**EARTHMOVING - TRACTOR ATTACHMENTS

290	3000	TRACTOR ATTACHMENT AUGER	\$105	\$297	\$765
290	3010	TRACTOR ATTACHMENT SNOW PUSHER	\$81	\$176	\$489
290	3020	TRACTOR ATTACHMENT RIPPER	\$48	\$135	\$340
290	3030	TRACTOR ATTACHMENT BOX BLADE	\$48	\$135	\$340
290	3040	TRACTOR ATTACHMENT ROTARY BRUSH MOWER	\$62	\$149	\$404
290	3060	TRACTOR ATTACHMENT TILLER	\$71	\$203	\$553
290	3070	TRACTOR ATTACHMENT SPREADER	\$57	\$135	\$383

EARTHMOVING - WALK-BEHIND TRENCHERS

280	1010	TRENCHER CABLE INSTALLER W/B GAS	\$100	\$325	\$720
280	1020	TRENCHER W/B TRACK 24IN GAS	\$185	\$545	\$956
280	1030	TRENCHER W/B TRACK 30IN GAS	\$198	\$545	\$994
280	1040	TRENCHER W/B TRACK 36IN GAS	\$198	\$545	\$994
280	1060	TRENCHER W/B WHEEL 0IN TO 18IN GAS	\$135	\$370	\$769
280	1070	TRENCHER W/B WHEEL 24IN GAS	\$176	\$504	\$900
280	1090	TRENCHER W/B WHEEL 36IN GAS	\$189	\$504	\$919

EARTHMOVING - WHEEL LOADER ATTACHMENTS

290	7000	LOADER ATTACHMENT ROOT RAKE NO CLAMP	\$105	\$248	\$468
290	7005	LOADER ATTACHMENT ROOT RAKE W CLAMP	\$185	\$428	\$808
290	7010	LOADER ATTACHMENT LANDSCAPE RAKE	\$119	\$266	\$591
290	7020	LOADER ATTACHMENT SNOW PUSHER	\$119	\$338	\$723
290	7025	LOADER ATTACHMENT BOOM	\$76	\$144	\$319
290	7030	LOADER ATTACHMENT TRUSS BOOM	\$76	\$144	\$319
290	7035	LOADER ATTACHMENT DRUM ROTATOR	\$76	\$144	\$319
290	7040	LOADER ATTACHMENT FORKS 48IN	\$90	\$248	\$468
290	7045	LOADER ATTACHMENT FORKS 60IN	\$100	\$261	\$510
290	7050	LOADER ATTACHMENT FORKS 72IN	\$114	\$279	\$553
290	7055	LOADER ATTACHMENT FORKS 84IN	\$128	\$297	\$595
290	7060	LOADER ATTACHMENT FORKS 96IN	\$143	\$315	\$638
290	7100	COMPACT LOADER BUCKET	\$76	\$144	\$319
290	7115	LOADER BUCKET 4YD AND OVER	\$71	\$176	\$361
290	7120	LOADER BUCKET COMBINATION	\$90	\$225	\$506
290	7130	LOADER BUCKET LIGHT MATRL	\$48	\$135	\$276
290	7135	LOADER BUCKET LIGHT MATRL 8YD AND OVER	\$90	\$225	\$506
290	7140	LOADER BUCKET ROLLOUT 5-6YD	\$261	\$585	\$1,615
290	7145	LOADER BUCKET ROLLOUT 7.5YD AND OVER	\$309	\$698	\$1,828
290	7150	LOADER BUCKET SIDE DUMP	\$119	\$338	\$723
290	7155	LOADER ATTACHMENT PIPE GRAPPLE FORK	\$143	\$405	\$1,020
290	7157	LOADER ATTACHMENT GRAPPLE BUCKET	\$105	\$315	\$723

EARTHMOVING - WHEEL LOADERS

265	1010	COMPACT LOADER 0.75 YD STD BKT DSL	\$495	\$1,040	\$2,663
-----	------	------------------------------------	-------	---------	---------

OMNIA GOLD 2019

*Customer agrees to keep confidential the information contained herein and not to reproduce or disclose any such information, in whole or in part, to any individual or entity, without the prior written consent of Herc Rentals. Customer and Herc hereby agree to the equipment and pricing as detailed herein and Customer agrees to be responsible for all applicable fees and charges as published at HercRentals.com, including, without limitation, environmental and emissions, refueling, vehicle licensing fees and transportation charges. Any equipment that is ordered by or on behalf of Customer locally at a Herc branch or other such location, that is not on the list of equipment in this schedule, will be negotiated locally at time of rental, up to an amount not to exceed the then-current list price for a standard rental shift, plus any additional hours, as published at HercRentals.com. Herc may at its sole discretion modify or terminate any pricing herein with 30 days notice to customer.*

EFFECTIVE DATES: FROM: 01/01/2020 THROUGH: 12/31/2020

Pricing Schedule #:

20025

**CAT-CLASS DESCRIPTION****DAY WEEK MONTH**EARTHMOVING - WHEEL LOADERS

265	1110	COMPACT LOADER 1.0-1.4 YD STD BKT DSL	\$540	\$1,120	\$2,885
265	1300	WHEEL LOADER 2.0-2.4 YD STD BKT DSL	\$525	\$1,470	\$3,770
265	1310	WHEEL LOADER 3.0-3.4 YD STD BKT DSL	\$645	\$1,650	\$4,600
265	1320	WHEEL LOADER 2.5-3.4 YD MP BKT DSL	\$655	\$1,850	\$4,850
265	1410	WHEEL LOADER 3.5-3.9 YD STD BKT DSL	\$665	\$1,850	\$4,850
265	1510	WHEEL LOADER 4.0-4.5 YD STD BKT DSL	\$775	\$1,960	\$5,950
265	1520	WHEEL LOADER 4.0-4.5 YD MP BKT DSL	\$830	\$2,265	\$6,150
265	1610	WHEEL LOADER 4.6-5.5 YD STD BKT DSL	\$1,330	\$3,430	\$11,000

FLOOR CARE AND SURFACE PREP - BENCH GRINDERS

100	4460	GRINDER BENCH 8 IN ELEC	\$14	\$38	\$68
-----	------	-------------------------	------	------	------

FLOOR CARE AND SURFACE PREP - CARPET CLEANERS

105	1820	EXTRACTOR LARGE LOSS SKID GAS	\$653	\$1,479	\$3,000
105	3810	CLEANER CARPET COLD WATER	\$36	\$136	\$270
105	3820	CLEANER UPHOLSTERY	\$23	\$85	\$169

FLOOR CARE AND SURFACE PREP - CONCRETE GRINDERS

100	4220	GRINDER CONCRETE FLOOR 1.5 HP DUAL ELEC	\$135	\$510	\$1,013
100	4230	GRINDER CONCRETE FLOOR 1.5HP SINGLE ELEC	\$113	\$425	\$844
100	4235	GRINDER CONCRETE FLOOR 2HP EDGE ELEC	\$113	\$425	\$844
100	4237	GRINDER CONCRETE FLOOR 2HP PLAN 120VELEC	\$225	\$850	\$1,688
100	4250	GRINDER CONCRETE FLOOR 11 HP SINGLE GAS	\$135	\$510	\$1,013
100	4260	GRINDER CONCRETE FLOOR 11 HP DUAL GAS	\$135	\$510	\$1,013
100	4280	GRINDER CONCRETE FLOOR 13 HP SINGLE LPG	\$108	\$340	\$881
100	4290	GRINDER CONCRETE CEILING ELEC	\$50	\$149	\$244

FLOOR CARE AND SURFACE PREP - CONCRETE PLANERS

100	4300	PLANER 8IN ELEC	\$270	\$1,020	\$1,950
100	4310	PLANER 8IN GAS	\$270	\$1,020	\$1,950
100	4320	PLANER 10IN GAS	\$135	\$378	\$788

FLOOR CARE AND SURFACE PREP - DRUM TYPE FLOOR SANDERS

100	5020	SANDER ORBITAL 12 IN FLOOR DUST CONTROL	\$54	\$204	\$405
100	5300	SANDER ORBITAL 12 IN FLOOR	\$54	\$204	\$405
100	5310	SANDER DRUM 8 IN ELECTRIC	\$54	\$204	\$405
100	5330	SANDER ROTARY 16 IN FLOOR DUST CONTROL	\$72	\$204	\$405

FLOOR CARE AND SURFACE PREP - DUST EXTRACTION VACUUMS

105	1715	VACUUM DRY SILICA DUST 125-150 CFM	\$29	\$114	\$261
105	1725	VACUUM DRY SILICA DUST 200 CFM 9 GALLON	\$43	\$166	\$380
105	1745	VACUUM DRY SILICA DUST 300 CFM 17 GALLON	\$43	\$166	\$380

OMNIA GOLD 2019

*Customer agrees to keep confidential the information contained herein and not to reproduce or disclose any such information, in whole or in part, to any individual or entity, without the prior written consent of Herc Rentals. Customer and Herc hereby agree to the equipment and pricing as detailed herein and Customer agrees to be responsible for all applicable fees and charges as published at HercRentals.com, including, without limitation, environmental and emissions, refueling, vehicle licensing fees and transportation charges. Any equipment that is ordered by or on behalf of Customer locally at a Herc branch or other such location, that is not on the list of equipment in this schedule, will be negotiated locally at time of rental, up to an amount not to exceed the then-current list price for a standard rental shift, plus any additional hours, as published at HercRentals.com. Herc may at its sole discretion modify or terminate any pricing herein with 30 days notice to customer.*

EFFECTIVE DATES: FROM: 01/01/2020 THROUGH: 12/31/2020

Pricing Schedule #:

20025

**CAT-CLASS DESCRIPTION****DAY WEEK MONTH**FLOOR CARE AND SURFACE PREP - FLOOR BUFFER & POLISHERS

100	5400	BUFFER 13IN ELECTRIC	\$32	\$119	\$236
100	5410	BUFFER 17IN ELECTRIC	\$45	\$170	\$338
100	5420	BUFFER 20IN ELECTRIC	\$54	\$204	\$405
100	5430	BURNISHER 20IN HIGH SPEED ELECTRIC	\$54	\$204	\$405

FLOOR CARE AND SURFACE PREP - FLOOR EDGER

100	5320	SANDER FLOOR EDGER 7 IN ELECTRIC	\$36	\$136	\$270
-----	------	----------------------------------	------	-------	-------

FLOOR CARE AND SURFACE PREP - FLOOR SCRUBBERS

105	3702	SCRUBBER W/B 15IN PATH BATTERY	\$114	\$295	\$765
105	3715	SCRUBBER W/B 32 IN PATH BATTERY	\$266	\$760	\$1,900
105	3720	SCRUBBER MID-SIZED RIDE ON BATTERY	\$380	\$998	\$2,470
105	3740	SCRUBBER INDUSTRIAL RIDE ON LP	\$475	\$1,368	\$3,175

FLOOR CARE AND SURFACE PREP - FLOOR STRIPPERS

100	4000	FLOOR STRIPPER W/B 120LB ELEC	\$105	\$418	\$941
100	4010	FLOOR STRIPPER W/B 270LB ELEC	\$171	\$684	\$1,368
100	4020	FLOOR STRIPPER W/B 425LB ELEC	\$285	\$855	\$1,995
100	4025	FLOOR STRIPPER W/B 500LB ELEC	\$451	\$1,354	\$3,183
100	4028	FLOOR STRIPPER RIDE-ON 1800LB LP	\$950	\$2,850	\$5,700
100	4030	FLOOR STRIPPER RIDE-ON BATTERY 2300LB	\$950	\$2,850	\$5,700
100	4035	FLOOR STRIPPER RIDE-ON BATTERY 2800LB	\$1,283	\$3,700	\$7,505
100	4040	FLOOR STRIPPER RIDE-ON 2850LB LP	\$1,283	\$3,700	\$8,545

FLOOR CARE AND SURFACE PREP - FLOOR SWEEPERS

105	3500	MULTI-PURPOSE POWERHEAD MOTOR GAS	\$33	\$133	\$299
105	3590	SWEEPER W/B 34 IN PATH BATTERY	\$209	\$589	\$1,510
105	3596	SWEEPER W/B 36 IN PATH GAS	\$110	\$135	\$455
105	3600	SWEEPER MID-SIZED 50 IN RIDE-ON LP	\$360	\$988	\$2,400
105	3610	SWEEPER LARGE 62 IN RIDE-ON LP	\$428	\$1,216	\$2,600
105	3615	SWEEPER LARGE 62 IN RIDE-ON DSL	\$617	\$1,632	\$3,986
105	3620	SWEEPER INDUSTRIAL 66 IN RIDE ON DSL	\$865	\$2,470	\$6,175
105	3725	SCRUBBER RIDE-ON LONG RUN BATTERY	\$665	\$1,710	\$4,275
105	3760	SWEEPER/SCRUBBER INDUST RIDE-ON LPG	\$523	\$1,482	\$3,705

FLOOR CARE AND SURFACE PREP - LINOLEUM ROLLERS

100	4100	ROLLER LINOLEUM UP TO 100 LBS	\$72	\$183	\$443
-----	------	-------------------------------	------	-------	-------

FLOOR CARE AND SURFACE PREP - SANDBLASTERS

100	5160	SANDBLASTER POT	\$81	\$230	\$525
-----	------	-----------------	------	-------	-------

FLOOR CARE AND SURFACE PREP - SCABBLERS

100	4400	SCABBLER HANDHELD AIR	\$54	\$162	\$413
-----	------	-----------------------	------	-------	-------

OMNIA GOLD 2019

*Customer agrees to keep confidential the information contained herein and not to reproduce or disclose any such information, in whole or in part, to any individual or entity, without the prior written consent of Herc Rentals. Customer and Herc hereby agree to the equipment and pricing as detailed herein and Customer agrees to be responsible for all applicable fees and charges as published at HercRentals.com, including, without limitation, environmental and emissions, refueling, vehicle licensing fees and transportation charges. Any equipment that is ordered by or on behalf of Customer locally at a Herc branch or other such location, that is not on the list of equipment in this schedule, will be negotiated locally at time of rental, up to an amount not to exceed the then-current list price for a standard rental shift, plus any additional hours, as published at HercRentals.com. Herc may at its sole discretion modify or terminate any pricing herein with 30 days notice to customer.*

EFFECTIVE DATES: FROM: 01/01/2020 THROUGH: 12/31/2020

Pricing Schedule #:

20025

**CAT-CLASS DESCRIPTION****DAY WEEK MONTH**FLOOR CARE AND SURFACE PREP - SCABBLERS

100	4410	SCABBLER WALK BEHIND 29 IN AIR	\$225	\$497	\$1,009
-----	------	--------------------------------	-------	-------	---------

FLOOR CARE AND SURFACE PREP - SCALERS

100	4610	SCALER PISTON AIR	\$9	\$21	\$56
100	4620	SCALER CHISEL FLUX AIR	\$36	\$98	\$244
100	4630	SCALER NEEDLE SCALER FLUX AIR	\$18	\$51	\$135

FLOOR CARE AND SURFACE PREP - SHOT BLASTERS

100	4700	SHOT BLASTER 8 ELEC CONCRETE 8 INCH	\$383	\$1,203	\$2,194
100	4720	MAGNET PULL TO PULL TOWABLE	\$405	\$965	\$2,126

FLOOR CARE AND SURFACE PREP - SURFACE VACUUMS

105	3650	LITTER VACUUM RIDE ON OUTDOOR	\$523	\$1,482	\$3,705
-----	------	-------------------------------	-------	---------	---------

FLOOR CARE AND SURFACE PREP - TRAFFIC LINE REMOVER

100	4430	TRAFFIC LINE REMOVER	\$293	\$731	\$1,808
-----	------	----------------------	-------	-------	---------

FLOOR CARE AND SURFACE PREP - WET & DRY VACUUMS

105	1605	VACUUM BACKPACK	\$24	\$73	\$205
105	1630	VACUUM WET/DRY 6-9 GALLON	\$23	\$85	\$169
105	1650	VACUUM WET/DRY 10-15 GALLON	\$27	\$102	\$203
105	1680	VACUUM WET/DRY W/PUMP 19 GALLON	\$68	\$191	\$446
105	1700	VACUUM WET/DRY INDUSTRIAL 55 GALLON	\$45	\$170	\$338
105	1705	CORE DRILL WATER COLLECTION SYSTEM	\$50	\$170	\$338
105	1800	EXTRACTOR FLOOD PUMPER WITH AUTO PUMPOUT	\$81	\$230	\$506
105	1810	EXTRACTOR RIDE-ON FLOOD PUMPER	\$495	\$1,148	\$2,288
105	2065	WASHER 4000 PSI DUEL WAND & ROTARY GAS	\$130	\$475	\$975
105	2840	WASHER TRAILER MNT 4000-4999PSI COLD DSL	\$340	\$840	\$2,025

GROUND SUPPORT EQUIPMENT

501	4000	90KVA 400HZ PORTABLE AIRCRAFT GENERATOR	\$689	\$2,755	\$5,650
501	4010	120KVA 400HZ PORTABLE AIRCRAFT GENERATOR	\$760	\$3,040	\$6,080
501	4210	90KVA 400HZ SOLID STATE AIRCRAFT GPU	\$428	\$1,064	\$3,265
501	4220	180KVA 400HZ SOLID STATE AIRCRAFT GPU	\$645	\$1,615	\$4,750
640	2100	BELT LOADER DRIVABLE AIRCRAFT DSL	\$570	\$1,292	\$3,230
640	2200	BAGGAGE TRACTOR AIRCRAFT GAS 5500 LB	\$356	\$950	\$2,470
640	2220	BAGGAGE TRACTOR AIRCRAFT DSL 5500 LB	\$385	\$1,045	\$2,565
640	4950	TRACTOR AIRCRAFT TOWBAR 30000 GVW	\$1,140	\$2,660	\$6,650
640	4960	TRACTOR AIRCRAFT TOWBAR 40000 GVW	\$1,805	\$3,800	\$9,500
640	4980	TRACTOR AIRCRAFT TOWBAR 60000 GVW	\$2,375	\$5,700	\$14,250

MATERIAL HANDLING - CARRY DECK CRANES

350	2000	CRANE CARRY DECK DSL 5000LB 15FT	\$375	\$1,093	\$3,135
-----	------	----------------------------------	-------	---------	---------

OMNIA GOLD 2019

*Customer agrees to keep confidential the information contained herein and not to reproduce or disclose any such information, in whole or in part, to any individual or entity, without the prior written consent of Herc Rentals. Customer and Herc hereby agree to the equipment and pricing as detailed herein and Customer agrees to be responsible for all applicable fees and charges as published at HercRentals.com, including, without limitation, environmental and emissions, refueling, vehicle licensing fees and transportation charges. Any equipment that is ordered by or on behalf of Customer locally at a Herc branch or other such location, that is not on the list of equipment in this schedule, will be negotiated locally at time of rental, up to an amount not to exceed the then-current list price for a standard rental shift, plus any additional hours, as published at HercRentals.com. Herc may at its sole discretion modify or terminate any pricing herein with 30 days notice to customer.*

EFFECTIVE DATES: FROM: 01/01/2020 THROUGH: 12/31/2020

Pricing Schedule #:

20025

## CAT-CLASS DESCRIPTION

DAY	WEEK	MONTH
-----	------	-------

## MATERIAL HANDLING - CARRY DECK CRANES

350	2010	CRANE CARRY DECK DUAL FUEL 5000LB 15FT	\$375	\$1,093	\$3,135
350	2030	CRANE CARRY DECK DSL 8000LB 19FT	\$546	\$1,473	\$3,990
350	2040	CRANE CARRY DECK DUAL FUEL 8000LB 19FT	\$546	\$1,473	\$3,990
350	2060	CRANE CARRY DECK DSL 18000LB 30FT	\$689	\$1,895	\$4,465
350	2070	CRANE CARRY DECK DUAL FUEL 18000LB 30FT	\$689	\$1,895	\$4,465
350	2090	CRANE CARRY DECK DSL 30000LB 50FT	\$945	\$2,470	\$6,175
350	2100	CRANE CARRY DECK DUAL FUEL 30000LB 50FT	\$945	\$2,470	\$6,175

## MATERIAL HANDLING - CHAIN HOISTS

480	1800	HOIST 2 1/2 TON LEVER 20	\$20	\$50	\$136
480	2120	HOIST CHAIN 1/2 TON 8-15	\$7	\$17	\$46
480	2160	HOIST 1/2 TON CHAIN W/OVERLOAD 20	\$10	\$24	\$64
480	2175	HOIST CHAIN AIR 1 TON 30-50	\$166	\$665	\$1,260
480	2180	HOIST 1 TON CHAIN W/OVERLOAD 20	\$12	\$31	\$85
480	2200	HOIST 1 TON CHAIN W/OVERLOAD 30	\$13	\$33	\$90
480	2220	HOIST CHAIN 1 TON 20-40	\$10	\$27	\$72
480	2240	HOIST CHAIN 1-1/2 TON 20-40	\$14	\$36	\$97
480	2260	HOIST 1 1/2 TON CHAIN W/OVERLOAD 20FT	\$17	\$43	\$115
480	2280	HOIST 1 1/2TON CHAIN W/OVERLOAD 30FT	\$18	\$46	\$123
480	2300	HOIST 2 TON CHAIN W/OVERLOAD 20	\$20	\$50	\$136
480	2320	HOIST CHAIN 2 TON 8-15	\$19	\$48	\$129
480	2340	HOIST CHAIN 2 TON 20-40	\$14	\$36	\$97
480	2380	HOIST CHAIN 2TON MANUAL 30	\$20	\$50	\$136
480	2400	HOIST CHAIN 3 TON 20-40	\$21	\$52	\$141
480	2420	HOIST 3 TON CHAIN W/OVERLOAD 20	\$25	\$62	\$167
480	2440	HOIST CHAIN 3 TON 8-15	\$24	\$60	\$162
480	2460	HOIST CHAIN 3TON MANUAL 20	\$24	\$60	\$162
480	2520	HOIST 5 TON CHAIN W/OVERLOAD 20FT	\$37	\$93	\$251
480	2540	HOIST CHAIN 5 TON 20-40	\$33	\$84	\$226
480	2560	HOIST CHAIN 5TON MANUAL 30	\$36	\$90	\$244
480	2600	HOIST CHAIN 8TON MANUAL 20	\$67	\$166	\$449
480	2620	HOIST CHAIN 10 TON 8-15	\$81	\$202	\$546
480	2640	HOIST CHAIN 10 TON 20-30	\$86	\$214	\$577
480	3040	POWERED HAND CRANE 300 LBS CAP BATT	\$62	\$155	\$419
480	3420	HOIST ELECTRIC CHAIN 1 TON 10-20 FT 120V	\$52	\$131	\$354
480	3430	MATERIAL LIFT 1000 LBS 5 FT MANUAL	\$24	\$71	\$203
480	3460	MATERIAL LIFT 1000 LBS 10 FT MANUAL	\$67	\$266	\$567
480	3475	MATERIAL LIFT 450 LBS 12 FT MANUAL	\$67	\$266	\$567
480	3480	MATERIAL LIFT 650 LBS 12 FT MANUAL	\$67	\$266	\$567
480	3500	MATERIAL LIFT 300 LBS 12 FT PNEUMATIC	\$76	\$304	\$648
480	3510	MATERIAL LIFT 350 LBS 13 FT MANUAL	\$76	\$304	\$648
480	3520	MATERIAL LIFT 650 LBS 15 FT MANUAL	\$76	\$304	\$648

OMNIA GOLD 2019

*Customer agrees to keep confidential the information contained herein and not to reproduce or disclose any such information, in whole or in part, to any individual or entity, without the prior written consent of Herc Rentals. Customer and Herc hereby agree to the equipment and pricing as detailed herein and Customer agrees to be responsible for all applicable fees and charges as published at HercRentals.com, including, without limitation, environmental and emissions, refueling, vehicle licensing fees and transportation charges. Any equipment that is ordered by or on behalf of Customer locally at a Herc branch or other such location, that is not on the list of equipment in this schedule, will be negotiated locally at time of rental, up to an amount not to exceed the then-current list price for a standard rental shift, plus any additional hours, as published at HercRentals.com. Herc may at its sole discretion modify or terminate any pricing herein with 30 days notice to customer.*



EFFECTIVE DATES: FROM: 01/01/2020 THROUGH: 12/31/2020

Pricing Schedule #:

20025

**CAT-CLASS DESCRIPTION****DAY WEEK MONTH**MATERIAL HANDLING - CHAIN HOISTS

480	3525	MATERIAL LIFT 450 LBS 16 FT MANUAL	\$76	\$304	\$648
480	3540	MATERIAL LIFT 650 LBS 18 FT MANUAL	\$76	\$304	\$648
480	3560	MATERIAL LIFT 250 LBS 18 FT PNEUMATIC	\$76	\$304	\$648
480	3580	MATERIAL LIFT 650 LBS 20 FT MANUAL	\$90	\$361	\$770
480	3600	MATERIAL LIFT 650 LBS 24 FT MANUAL	\$90	\$361	\$770
480	3620	MATERIAL LIFT 650 LBS 25 FT MANUAL	\$90	\$361	\$770
480	3630	MATERIAL LIFT 800 LBS 12 FT MANUAL	\$80	\$240	\$675
480	3660	MATERIAL LIFT 1100 LBS 15 FT MANUAL	\$95	\$380	\$810

MATERIAL HANDLING - CONVEYORS

480	2790	CONVEYOR MATERIAL 10FT X 12IN	\$95	\$285	\$760
480	2795	CONVEYOR MATERIAL 10FT X 18IN	\$100	\$295	\$784
480	2797	CONVEYOR MATERIAL 14FT X 12IN	\$109	\$304	\$841
480	2800	CONVEYOR MATERIAL TOWABLE 26FT X 12IN	\$295	\$746	\$1,767

MATERIAL HANDLING - DOLLIES

480	1060	DOLLY STAIR CLIMBER 1500# CAP	\$68	\$240	\$506
480	1080	ROLALIFT 6000LBS HYD DOLLY	\$77	\$272	\$574

MATERIAL HANDLING - DRYWALL LIFTS

100	7030	SHEETROCK JACK	\$32	\$112	\$236
-----	------	----------------	------	-------	-------

MATERIAL HANDLING - ELECTRIC PALLET JACKS

480	1180	PALLET REACH TRUCK 4500LB STAND ON ELEC	\$299	\$755	\$1,895
480	1210	PALLET ORDER PICKER 3000LB STAND ON ELEC	\$204	\$513	\$1,300
480	1224	PALLET STACKER 2500LB ADJ STRAD W/B ELEC	\$147	\$456	\$1,164
480	1229	PALLET STACKER 3000LB STRADDLE W/B ELEC	\$157	\$470	\$1,221
480	1230	PALLET STACKER 3000LB COUNT WGT W/B ELEC	\$176	\$523	\$1,378
480	1239	PALLET STACKER 4000LB STRADDLE W/B ELEC	\$176	\$523	\$1,378
480	1240	PALLET STACKER 4000LB COUNT WGT W/B ELEC	\$176	\$523	\$1,378
480	1250	PALLET LIFT 4000LB W/B ELEC	\$109	\$437	\$983
480	1260	PALLET LIFT 4500LB W/B ELEC	\$109	\$437	\$983
480	1280	PALLET LIFT 6000LB 48IN RIDE-ON ELEC	\$157	\$470	\$1,221
480	1282	PALLET LIFT 6000LB 96IN RIDE-ON ELEC	\$160	\$490	\$1,255

MATERIAL HANDLING - EQUIPMENT ROLLER SYSTEMS

480	1310	ROLLER 2 PART KIT 36 TON CAP	\$65	\$225	\$430
480	1320	MACHINE ROLLERS 3 TON SET OF 4	\$45	\$120	\$225
480	1340	MACHINE ROLLERS 8 TON SET OF 4	\$68	\$200	\$375
480	1360	MACHINE ROLLERS 15 TON SET OF 4	\$77	\$220	\$413
480	1390	MACHINE ROLLERS 30 TON SET OF 4	\$54	\$192	\$360
480	1420	MACHINE ROLLERS 60 TON SET OF 4	\$86	\$240	\$450

OMNIA GOLD 2019

*Customer agrees to keep confidential the information contained herein and not to reproduce or disclose any such information, in whole or in part, to any individual or entity, without the prior written consent of Herc Rentals. Customer and Herc hereby agree to the equipment and pricing as detailed herein and Customer agrees to be responsible for all applicable fees and charges as published at HercRentals.com, including, without limitation, environmental and emissions, refueling, vehicle licensing fees and transportation charges. Any equipment that is ordered by or on behalf of Customer locally at a Herc branch or other such location, that is not on the list of equipment in this schedule, will be negotiated locally at time of rental, up to an amount not to exceed the then-current list price for a standard rental shift, plus any additional hours, as published at HercRentals.com. Herc may at its sole discretion modify or terminate any pricing herein with 30 days notice to customer.*

EFFECTIVE DATES: FROM: 01/01/2020 THROUGH: 12/31/2020

Pricing Schedule #:

20025

**CAT-CLASS DESCRIPTION****DAY WEEK MONTH**MATERIAL HANDLING - FORKLIFT ATTACHMENTS

490	1600	CRANE ATTACHMENT TRASH HOPPER	\$57	\$162	\$361
-----	------	-------------------------------	------	-------	-------

MATERIAL HANDLING - GANTRIES & TROLLEYS

480	3060	GANTRY CRANE 2 TON	\$280	\$736	\$1,758
480	3065	GANTRY CRANE 2 TON 154IN HEIGHT	\$299	\$755	\$1,853
480	3080	GANTRY CRANE 3 TON	\$309	\$760	\$1,900

MATERIAL HANDLING - GLASS HANDLER

340	1060	GLASS HANDLER 1265LB 11'-10" ELEC	\$594	\$1,781	\$5,344
340	1080	GLASS HANDLER 1730LB 12'-9" ELEC	\$760	\$2,280	\$6,840
340	1090	GLASS HANDLER 2200LB 13'-5" ELEC	\$831	\$2,494	\$7,481

MATERIAL HANDLING - HYDRAULIC JACKING CYLINDERS

480	5540	PORTAPOWEPUMP 1 SPEED MANUAL	\$23	\$45	\$131
480	5560	PORTAPOWEPUMP 2 SPEED MANUAL	\$23	\$45	\$131
481	1028	CYLINDER HYD THREADED END SA 10 T >1 IN	\$11	\$43	\$86
481	1030	CYLINDER HYD LP PANCAKE SA 10 T >1 IN	\$8	\$31	\$60
481	1032	CYLINDER HYD GENERAL SA 10 T 1 IN	\$9	\$36	\$71
481	1036	CYLINDER HYD GENERAL SA 10 T 2 IN	\$9	\$37	\$73
481	1040	CYLINDER HYD GENERAL SA 10 T 4 IN	\$10	\$40	\$79
481	1042	CYLINDER HYD GENERAL SA 10 T 6 IN	\$11	\$44	\$88
481	1048	CYLINDER HYD GENERAL SA 10 T 8 IN	\$14	\$53	\$105
481	1052	CYLINDER HYD GENERAL SA 10 T 10 IN	\$14	\$54	\$107
481	1076	CYLINDER HYD GENERAL SA 15 T 6 IN	\$14	\$57	\$113
481	1090	CYLINDER HYD LP PANCAKE SA 20 T >1 IN	\$18	\$73	\$145
481	1108	CYLINDER HYD GENERAL SA 25 T 2 IN	\$14	\$58	\$115
481	1110	CYLINDER HYD GENERAL SA 25 T 4 IN	\$16	\$63	\$126
481	1112	CYLINDER HYD GENERAL SA 25 T 6 IN	\$18	\$73	\$145
481	1118	CYLINDER HYD GENERAL SA 25 T 8 IN	\$23	\$95	\$188
481	1122	CYLINDER HYD PUSHPULL DA 25-11 T 10 IN	\$86	\$346	\$690
481	1126	CYLINDER HYD GENERAL SA 25 T 14 IN	\$32	\$128	\$256
481	1132	CYLINDER HYD LP PANCAKE SA 30 T >1 IN	\$21	\$84	\$167
481	1134	CYLINDER HYD GENERAL SA 30 T 2 IN	\$26	\$105	\$210
481	1154	CYLINDER HYD GENERAL SA 30 T 8 IN	\$28	\$113	\$225
481	1158	CYLINDER HYD GENERAL SA 35 T 2 IN	\$38	\$150	\$300
481	1162	CYLINDER HYD GENERAL SA 50 T 2 IN	\$113	\$450	\$900
481	1186	CYLINDER HYD GENERAL SA 55 T 6 IN	\$32	\$124	\$248
481	1189	CYLINDER HYD PUSHPULL DA 55-28 T 4 IN	\$56	\$221	\$442
481	1250	CYLINDER HYD CENTER HOLE SA 100 T 3 IN	\$108	\$432	\$864
481	1254	CYLINDER HYD GENERAL SA 100 T 6 IN	\$60	\$245	\$490
481	1260	CYLINDER HYD PUSHPULL DA 100-44 T 6 IN	\$81	\$323	\$646
481	1524	JACK BOTTLE STANDARD 5 T 4 IN	\$4	\$14	\$26
481	1526	JACK TOE ECONOMY 5 T 4 IN	\$23	\$92	\$183

OMNIA GOLD 2019

*Customer agrees to keep confidential the information contained herein and not to reproduce or disclose any such information, in whole or in part, to any individual or entity, without the prior written consent of Herc Rentals. Customer and Herc hereby agree to the equipment and pricing as detailed herein and Customer agrees to be responsible for all applicable fees and charges as published at HercRentals.com, including, without limitation, environmental and emissions, refueling, vehicle licensing fees and transportation charges. Any equipment that is ordered by or on behalf of Customer locally at a Herc branch or other such location, that is not on the list of equipment in this schedule, will be negotiated locally at time of rental, up to an amount not to exceed the then-current list price for a standard rental shift, plus any additional hours, as published at HercRentals.com. Herc may at its sole discretion modify or terminate any pricing herein with 30 days notice to customer.*



EFFECTIVE DATES: FROM: 01/01/2020 THROUGH: 12/31/2020

Pricing Schedule #:

20025

**CAT-CLASS DESCRIPTION****DAY WEEK MONTH**MATERIAL HANDLING - HYDRAULIC JACKING CYLINDERS

481	1538	JACK TOE ECONOMY 10 T 5 IN	\$30	\$75	\$170
-----	------	----------------------------	------	------	-------

MATERIAL HANDLING - LEVER HOISTS

480	1620	HOIST 3/4 TON LEVER 20	\$12	\$26	\$71
480	1640	HOIST 3/4 TON LEVER W/OVERLOAD 20	\$13	\$28	\$75
480	1700	HOIST 1 TON LEVER W/OVERLOAD 20	\$14	\$30	\$81
480	1720	HOIST 1 1/2 TON LEVER 15	\$14	\$32	\$86
480	1740	HOIST 1 1/2 TON LEVER 20	\$14	\$32	\$86
480	1760	HOIST 1 1/2 TON LEVER W/OVERLOAD 20	\$16	\$36	\$96
480	1780	HOIST 2 TON LEVER W/OVERLOAD 20	\$18	\$40	\$107
480	1820	HOIST 3 TON LEVER 15	\$21	\$46	\$124
480	1840	HOIST 3 TON LEVER W/ OVERLOAD 20	\$22	\$48	\$128
480	1860	HOIST 3 TON LEVER 20-30	\$21	\$46	\$124
480	1880	HOIST 6 TON LEVER 5 - 10	\$28	\$62	\$167
480	1900	HOIST 6 TON LEVER W/ OVERLOAD 20	\$30	\$66	\$178
480	2555	HOIST CHAIN 5 TON 80FT LIFT	\$145	\$145	\$270
480	2695	HOIST CHAIN AIR 10 TON 40 FT	\$285	\$855	\$2,430

MATERIAL HANDLING - LIFTING TOOLS & ACCESSORIES

480	3210	TROLLEY 1 TON	\$18	\$48	\$135
480	3240	TROLLEY 3 TONS	\$23	\$60	\$169
480	3260	TROLLEY 5 TONS	\$45	\$120	\$338
480	3265	BEAM TROLLEY 5 TON GEARED 80FT DROP	\$60	\$120	\$225
480	3280	TROLLEY 10 TONS	\$55	\$144	\$405
480	3285	TROLLEY 10 TONS GEARED 40FT/HAND CHAIN	\$55	\$115	\$350

MATERIAL HANDLING - MANUAL PALLET JACKS

480	1130	PALLET LIFT 5500LB W/B MANUAL NARROW	\$36	\$128	\$270
480	1135	PALLET LIFT 5500LB W/B MANUAL	\$36	\$128	\$270
480	1137	PALLET LIFT 3000LB W/B MANUAL RAISED	\$36	\$128	\$270
480	1140	PALLET LIFT 8000LB W/B MANUAL	\$36	\$128	\$270

MATERIAL HANDLING - PORT-A-POWER

480	5520	PUMP PORTA POWER ELECTRIC	\$113	\$329	\$591
-----	------	---------------------------	-------	-------	-------

MATERIAL HANDLING - PRY BARS

480	1520	PRY BAR	\$5	\$12	\$34
-----	------	---------	-----	------	------

MATERIAL HANDLING - RAMPS

480	1030	RAMP LOADING	\$144	\$336	\$1,130
-----	------	--------------	-------	-------	---------

MATERIAL HANDLING - ROUGH TERRAIN CRANES

350	3000	CRANE ROUGH TERRAIN DSL 30000LB 60FT	\$689	\$1,938	\$5,795
-----	------	--------------------------------------	-------	---------	---------

OMNIA GOLD 2019

*Customer agrees to keep confidential the information contained herein and not to reproduce or disclose any such information, in whole or in part, to any individual or entity, without the prior written consent of Herc Rentals. Customer and Herc hereby agree to the equipment and pricing as detailed herein and Customer agrees to be responsible for all applicable fees and charges as published at HercRentals.com, including, without limitation, environmental and emissions, refueling, vehicle licensing fees and transportation charges. Any equipment that is ordered by or on behalf of Customer locally at a Herc branch or other such location, that is not on the list of equipment in this schedule, will be negotiated locally at time of rental, up to an amount not to exceed the then-current list price for a standard rental shift, plus any additional hours, as published at HercRentals.com. Herc may at its sole discretion modify or terminate any pricing herein with 30 days notice to customer.*

EFFECTIVE DATES: FROM: 01/01/2020 THROUGH: 12/31/2020

Pricing Schedule #:

20025

**CAT-CLASS DESCRIPTION****DAY WEEK MONTH**MATERIAL HANDLING - ROUGH TERRAIN CRANESMATERIAL HANDLING - ROUGH TERRAIN STRAIGHT MAST FORKLIFT

455	1000	STRAIGHTMAST RT FORKLIFT 5000LB 4WD	\$311	\$765	\$1,613
455	1010	STRAIGHTMAST RT FORKLIFT 6000LB 2WD	\$311	\$765	\$1,613
455	1020	STRAIGHTMAST RT FORKLIFT 6000LB 4WD	\$340	\$786	\$1,838
455	1030	STRAIGHTMAST RT FORKLIFT 8000LB 2WD	\$340	\$786	\$1,838
455	1040	STRAIGHTMAST RT FORKLIFT 8000LB 4WD	\$351	\$935	\$2,025
455	1045	STRAIGHTMAST RT FORKLIFT 8000LB 4WD LOWP	\$378	\$1,010	\$2,100
455	1050	STRAIGHTMAST RT FORKLIFT 10000LB 2WD	\$495	\$1,440	\$2,775
455	1060	STRAIGHTMAST RT FORKLIFT 10000LB 4WD	\$495	\$1,440	\$2,888
455	1065	STRAIGHTMAST RT FORKLIFT 12000LB 2WD	\$518	\$1,466	\$2,925
455	1070	STRAIGHTMAST RT FORKLIFT 12000LB 4WD	\$518	\$1,466	\$3,000
455	1080	STRAIGHTMAST RT FORKLIFT 20000LB 4WD	\$608	\$1,700	\$4,050

MATERIAL HANDLING - ROUSTABOUTS

480	1920	MATERIAL LIFT 1500 LBS 25 FT ROUSTABOUT	\$86	\$304	\$641
480	1925	MATERIAL LIFT 1500 LBS 15 FT ROUSTABOUT	\$72	\$256	\$540

MATERIAL HANDLING - SPYDER CRANE ATTACHMENTS

350	1400	CRAWLER CRANE ATTACH GLASS MANIPULATOR	\$352	\$1,170	\$2,720
350	1410	CRAWLER CRANE ATTACH AUX WINCH 400FT	\$203	\$577	\$1,642
350	1420	CRAWLER CRANE ATTACH 24IN WORK PLATFORM	\$71	\$171	\$485

MATERIAL HANDLING - SPYDER CRANES

350	1130	CRAWLER CRANE 1990LB 22FT TIP BATT	\$451	\$1,344	\$4,038
350	1145	CRAWLER CRANE 1990LB 37FT TIP JIB DF	\$499	\$1,496	\$4,489
350	1150	CRAWLER CRANE 1990LB 37FT TIP JIB BATT	\$599	\$1,796	\$5,387
350	1185	CRAWLER CRANE 5800LB 31FT TIP BATT	\$599	\$1,796	\$5,387
350	1200	CRAWLER CRANE 6450LB 37FT TIP JIB DF	\$499	\$1,796	\$5,387
350	1205	CRAWLER CRANE 6450LB 37FT TIP JIB BATT	\$665	\$1,995	\$5,985
350	1210	CRAWLER CRANE 6450LB 37FT TIP JIB DSL	\$599	\$1,796	\$5,387
350	1225	CRAWLER CRANE 5800LB 52FT TIP HYB	\$746	\$2,252	\$6,745
350	1240	CRAWLER CRANE 6680LB 52FT TIP HYB	\$846	\$2,541	\$7,600
350	1245	CRAWLER CRANE 6680LB 52FT TIP DSL	\$760	\$2,252	\$6,745
350	1265	CRAWLER CRANE 6680LB 52FT TIP JIB HYBLMI	\$846	\$2,541	\$7,600
350	1270	CRAWLER CRANE 5800LB 54FT TIP HYB LMI	\$950	\$2,850	\$8,550
350	1280	CRAWLER CRANE 8920LB 68FT TIP DSL	\$903	\$2,708	\$8,123
350	1285	CRAWLER CRANE 8920LB 68FT TIP HYB	\$1,045	\$3,135	\$9,405

MATERIAL HANDLING - TELEHANDLER FORKLIFTS

460	1010	TELEHANDLER 5500LB 16-20FT LIFT ROPS	\$295	\$770	\$1,730
460	1011	TELEHANDLER 5500LB 16-20FT LIFT ROPS BLK	\$295	\$770	\$1,730
460	1015	TELEHANDLER 5500LB 16-20FT LIFT CAB	\$305	\$815	\$1,750

OMNIA GOLD 2019

*Customer agrees to keep confidential the information contained herein and not to reproduce or disclose any such information, in whole or in part, to any individual or entity, without the prior written consent of Herc Rentals. Customer and Herc hereby agree to the equipment and pricing as detailed herein and Customer agrees to be responsible for all applicable fees and charges as published at HercRentals.com, including, without limitation, environmental and emissions, refueling, vehicle licensing fees and transportation charges. Any equipment that is ordered by or on behalf of Customer locally at a Herc branch or other such location, that is not on the list of equipment in this schedule, will be negotiated locally at time of rental, up to an amount not to exceed the then-current list price for a standard rental shift, plus any additional hours, as published at HercRentals.com. Herc may at its sole discretion modify or terminate any pricing herein with 30 days notice to customer.*

EFFECTIVE DATES: FROM: 01/01/2020 THROUGH: 12/31/2020

Pricing Schedule #:

20025

**CAT-CLASS DESCRIPTION****DAY WEEK MONTH**MATERIAL HANDLING - TELEHANDLER FORKLIFTS

460	1019	TELEHANDLER 6000LB 13FT LIFT ROPS	\$360	\$850	\$1,950
460	1020	TELEHANDLER 6000LB 34-36FT LIFT ROPS	\$360	\$850	\$1,950
460	1025	TELEHANDLER 6000LB 34-36FT LIFT CAB	\$370	\$963	\$2,000
460	1030	TELEHANDLER 6000LB 42-44FT LIFT ROPS	\$360	\$850	\$1,950
460	1035	TELEHANDLER 6000LB 42-44FT LIFT CAB	\$370	\$963	\$2,000
460	1040	TELEHANDLER 8000LB 42-44FT LIFT ROPS	\$390	\$1,045	\$2,295
460	1045	TELEHANDLER 8000LB 42-44FT LIFT CAB	\$400	\$1,068	\$2,395
460	1050	TELEHANDLER 9000LB 42-44FT LIFT ROPS	\$495	\$1,385	\$3,250
460	1055	TELEHANDLER 9000LB 42-44FT LIFT CAB	\$495	\$1,505	\$3,300
460	1060	TELEHANDLER 10000LB 42-44FT LIFT ROPS	\$495	\$1,385	\$3,250
460	1065	TELEHANDLER 10000LB 42-44FT LIFT CAB	\$530	\$1,505	\$3,300
460	1070	TELEHANDLER 10000LB 50-56FT LIFT ROPS	\$495	\$1,385	\$3,250
460	1075	TELEHANDLER 10000LB 50-56FT LIFT CAB	\$530	\$1,505	\$3,300
460	1080	TELEHANDLER 12000LB 55-56FT LIFT ROPS	\$625	\$1,995	\$4,225
460	1085	TELEHANDLER 12000LB 55-56FT LIFT CAB	\$660	\$2,097	\$4,355
460	1087	TELEHANDLER 15000LB 44FT LIFT	\$1,290	\$3,500	\$7,700
460	1090	TELEHANDLER 20000LB 44FT LIFT CAB	\$2,000	\$5,600	\$17,000

MATERIAL HANDLING - TROLLEYS-TUGGERS

639	1200	TOW TRACTOR WAREHOUSE STAND-UP ELECTRIC	\$120	\$300	\$760
-----	------	---	-------	-------	-------

MATERIAL HANDLING - TUGGERS

480	4010	TUGGER 1000LB AIR	\$76	\$216	\$648
480	4040	TUGGER 4000LB AIR	\$166	\$473	\$1,418
480	4070	TUGGER 10000LB AIR	\$309	\$878	\$2,633
480	4110	CABLE PULLER 2000 LB ELECTRIC	\$114	\$270	\$765
480	4130	CABLE PULLER 6000LB ELECTRIC	\$105	\$324	\$810
480	4140	CABLE PULLER 8000LB ELECTRIC	\$114	\$428	\$899
480	4150	CABLE PULLER 10000LB ELEC W/BOOM	\$119	\$450	\$936
480	4155	CABLE FEEDER	\$114	\$270	\$765
480	4160	CABLE REEL STAND 6000LB CAPACITY	\$20	\$55	\$120
480	4170	CABLE REEL STANDS 10000LB CAP PAIR	\$85	\$255	\$525
480	4190	CABLE FISH TAPE VAC SYSTEM	\$30	\$70	\$205

MATERIAL HANDLING - WAREHOUSE FORKLIFT ATTACHMENTS

490	1000	FORKLIFT ATTACHMENT LIFTING HOOK 10000LB	\$48	\$135	\$298
490	1002	FORKLIFT ATTACHMENT LIFTING HOOK 12000LB	\$55	\$162	\$340
490	1004	FORKLIFT ATTACHMENT LIFT-N-TOW 10000 LB	\$40	\$115	\$235
490	1006	FORKLIFT ATTACHMENT LIFT-N-TOW 12000 LB	\$65	\$170	\$465
490	1010	FORKLIFT ATTACHMENT TRUSS BOOM	\$57	\$162	\$361
490	1020	FORKLIFT ATTACHMENT JIB	\$57	\$162	\$361
490	1030	FORKLIFT ATTACHMENT CARPET POLE	\$38	\$108	\$255
490	1040	FORKLIFT ATTACHMENT INDUSTRIAL SCALE	\$95	\$248	\$510

OMNIA GOLD 2019

*Customer agrees to keep confidential the information contained herein and not to reproduce or disclose any such information, in whole or in part, to any individual or entity, without the prior written consent of Herc Rentals. Customer and Herc hereby agree to the equipment and pricing as detailed herein and Customer agrees to be responsible for all applicable fees and charges as published at HercRentals.com, including, without limitation, environmental and emissions, refueling, vehicle licensing fees and transportation charges. Any equipment that is ordered by or on behalf of Customer locally at a Herc branch or other such location, that is not on the list of equipment in this schedule, will be negotiated locally at time of rental, up to an amount not to exceed the then-current list price for a standard rental shift, plus any additional hours, as published at HercRentals.com. Herc may at its sole discretion modify or terminate any pricing herein with 30 days notice to customer.*

EFFECTIVE DATES: FROM: 01/01/2020 THROUGH: 12/31/2020

Pricing Schedule #:

20025

**CAT-CLASS DESCRIPTION****DAY WEEK MONTH**MATERIAL HANDLING - WAREHOUSE FORKLIFT ATTACHMENTS

490	1055	FORKLIFT ATTACHMENT BIN CLAMP ROTATOR	\$62	\$176	\$489
490	1060	FORKLIFT ATTACHMENT DRUM ROTATOR	\$95	\$248	\$510
490	1070	FORKLIFT ATTACHMENT FORK ROTATOR 2500LB	\$95	\$300	\$750
490	1073	FORKLIFT ATTACHMENT FORK ROTATOR 4500LB	\$95	\$300	\$750
490	1080	FORKLIFT ATTACHMENT WORK PLATFORM	\$95	\$270	\$510
490	1210	FORKLIFT ATTACHMENT BIN DUMPER 1YD	\$62	\$176	\$489
490	1215	FORKLIFT ATTACHMENT BIN DUMPER 2YD	\$62	\$176	\$489
490	1220	FORKLIFT ATTACHMENT BIN DUMPER 3YD	\$71	\$203	\$510
490	1225	FORKLIFT ATTACHMENT BIN DUMPER 4YD	\$76	\$216	\$531
490	1235	FORKLIFT ATTACHMENT TRASH HOPPER 3YD	\$66	\$162	\$424
490	1250	FORKLIFT ATTACHMENT BUCKET .50-.75YD	\$57	\$162	\$383
490	1255	FORKLIFT ATTACHMENT BUCKET 1YD	\$57	\$162	\$383
490	1260	FORKLIFT ATTACHMENT BUCKET 1.25YD	\$57	\$162	\$383
490	1265	FORKLIFT ATTACHMENT BUCKET 1.5YD	\$57	\$162	\$383
490	1270	FORKLIFT ATTACHMENT BUCKET 1.75YD	\$62	\$176	\$421
490	1275	FORKLIFT ATTACHMENT BUCKET 2YD	\$62	\$176	\$421
490	1300	FORKLIFT ATTACHMENT BUCKET GRAPPLE	\$76	\$216	\$612
490	1400	FORKLIFT ATTACHMENT CARRIAGE	\$57	\$162	\$361
490	1410	FORKLIFT ATTACHMENT SWING CARRIAGE	\$81	\$225	\$595
490	1450	FORKLIFT ATTACHMENT FORK EXTENSIONS	\$57	\$162	\$361
490	1470	FORKLIFT ATTACHMENT 60IN FORKS	\$29	\$90	\$191
490	1480	FORKLIFT ATTACHMENT 72IN FORKS	\$33	\$95	\$213
490	1650	FORKLIFT ATTACHMENT ADAPTER	\$33	\$95	\$213
490	1690	FORKLIFT BATTERY CHARGER 48V ONLY 115V	\$30	\$85	\$162
490	1695	FORKLIFT BATTERY CHARGER FOR 48V & 80V	\$38	\$90	\$255
490	1700	EXTRA BATTERY PACK 4K ELECTRIC FORKLIFT	\$67	\$162	\$383
490	1720	EXTRA BATTERY PACK 6K ELECTRIC FORKLIFT	\$76	\$144	\$408

MATERIAL HANDLING - WAREHOUSE FORKLIFTS

450	2000	WAREHOUSE FORKLIFT 2000LB CUSHION ELEC	\$238	\$626	\$1,520
450	2010	WAREHOUSE FORKLIFT 3000LB PNEU DSL	\$170	\$395	\$975
450	2020	WAREHOUSE FORKLIFT 3000LB PNEU DF	\$170	\$395	\$975
450	2030	WAREHOUSE FORKLIFT 3000LB CUSHION ELEC	\$238	\$626	\$1,520
450	2040	WAREHOUSE FORKLIFT 3000LB CUSHION LPG	\$170	\$395	\$975
450	2050	WAREHOUSE FORKLIFT 3000LB 3W STDUP ELEC	\$261	\$653	\$1,580
450	2055	STAND UP RIDER FORKLIFT 3500LB ELEC 3WHL	\$261	\$653	\$1,580
450	2057	WAREHOUSE FORKLIFT 4000LB 3W STDUP ELEC	\$261	\$653	\$1,580
450	2085	WAREHOUSE FORKLIFT 4000LB CUSHION LPG	\$170	\$395	\$975
450	2090	WAREHOUSE FORKLIFT 4000LB 3W SIT ELEC	\$261	\$653	\$1,580
450	2100	WAREHOUSE FORKLIFT 4000LB 3W STDUP ELEC	\$261	\$653	\$1,580
450	2110	WAREHOUSE FORKLIFT 5000LB PNEU DSL	\$193	\$489	\$1,025
450	2120	WAREHOUSE FORKLIFT 5000LB PNEU DF	\$154	\$380	\$895

OMNIA GOLD 2019

*Customer agrees to keep confidential the information contained herein and not to reproduce or disclose any such information, in whole or in part, to any individual or entity, without the prior written consent of Herc Rentals. Customer and Herc hereby agree to the equipment and pricing as detailed herein and Customer agrees to be responsible for all applicable fees and charges as published at HercRentals.com, including, without limitation, environmental and emissions, refueling, vehicle licensing fees and transportation charges. Any equipment that is ordered by or on behalf of Customer locally at a Herc branch or other such location, that is not on the list of equipment in this schedule, will be negotiated locally at time of rental, up to an amount not to exceed the then-current list price for a standard rental shift, plus any additional hours, as published at HercRentals.com. Herc may at its sole discretion modify or terminate any pricing herein with 30 days notice to customer.*

EFFECTIVE DATES: FROM: 01/01/2020 THROUGH: 12/31/2020

Pricing Schedule #:

20025

**CAT-CLASS DESCRIPTION****DAY WEEK MONTH**MATERIAL HANDLING - WAREHOUSE FORKLIFTS

450	2130	WAREHOUSE FORKLIFT 5000LB PNEU ELEC	\$280	\$675	\$1,680
450	2140	WAREHOUSE FORKLIFT 5000LB CUSHION ELEC	\$280	\$675	\$1,680
450	2150	WAREHOUSE FORKLIFT 5000LB CUSHION LPG	\$154	\$380	\$895
450	2160	WAREHOUSE FORKLIFT 5000LB LOWPRO PNEU DF	\$193	\$489	\$1,025
450	2170	WAREHOUSE FORKLIFT 5000LB 4MAST PNEU DF	\$193	\$489	\$1,025
450	2180	WAREHOUSE FORKLIFT 6000LB PNEU DSL	\$193	\$489	\$1,025
450	2185	WAREHOUSE FORKLIFT 6000LB PNEU DSL CAB	\$261	\$589	\$1,395
450	2190	WAREHOUSE FORKLIFT 6000LB PNEU DF	\$193	\$489	\$1,025
450	2200	WAREHOUSE FORKLIFT 6000LB PNEU LPG	\$193	\$489	\$1,025
450	2210	WAREHOUSE FORKLIFT 6000LB CUSHION ELEC	\$309	\$788	\$1,800
450	2220	WAREHOUSE FORKLIFT 6000LB SINGLE-DBL DF	\$233	\$613	\$1,463
450	2230	WAREHOUSE FORKLIFT 6000LB FOAM FILL DF	\$233	\$613	\$1,463
450	2240	WAREHOUSE FORKLIFT 6000LB 4MAST PNEU DF	\$193	\$489	\$1,025
450	2250	WAREHOUSE FORKLIFT 7000LB PNEU DSL	\$225	\$645	\$1,600
450	2260	WAREHOUSE FORKLIFT 8000LB PNEU DSL	\$225	\$645	\$1,600
450	2265	WAREHOUSE FORKLIFT 8000LB PNEU DSL CAB	\$275	\$685	\$1,724
450	2270	WAREHOUSE FORKLIFT 8000LB PNEU DF	\$225	\$645	\$1,600
450	2275	WAREHOUSE FORKLIFT 8000LB PNEU DF CAB	\$275	\$685	\$1,724
450	2280	WAREHOUSE FORKLIFT 8000LB PNEU LPG	\$225	\$645	\$1,600
450	2305	WAREHOUSE FORKLIFT 10000LB CUSHION ELEC	\$333	\$945	\$2,480
450	2310	WAREHOUSE FORKLIFT 10000LB PNEU DSL	\$285	\$715	\$1,885
450	2315	WAREHOUSE FORKLIFT 10000LB PNEU DSL CAB	\$325	\$850	\$2,000
450	2320	WAREHOUSE FORKLIFT 10000LB PNEU DF	\$285	\$715	\$1,885
450	2325	WAREHOUSE FORKLIFT 10000LB PNEU DF CAB	\$325	\$850	\$2,000
450	2330	WAREHOUSE FORKLIFT 10000LB CUSHION LPG	\$285	\$715	\$1,885
450	2345	WAREHOUSE FORKLIFT 12000LB CUSHION ELEC	\$428	\$1,148	\$2,800
450	2360	WAREHOUSE FORKLIFT 12000LB PNEU DF	\$315	\$935	\$2,635
450	2370	WAREHOUSE FORKLIFT 15000LB PNEU DSL	\$550	\$1,403	\$3,400
450	2380	WAREHOUSE FORKLIFT 15000LB CUSHION DF	\$550	\$1,403	\$3,400
450	2390	WAREHOUSE FORKLIFT 15000LB PNEU DF	\$550	\$1,403	\$3,400
450	2400	WAREHOUSE FORKLIFT 16000LB PNEU DSL	\$585	\$1,488	\$3,570
450	2410	WAREHOUSE FORKLIFT 20000LB PNEU DSL	\$945	\$2,380	\$5,500
450	2420	WAREHOUSE FORKLIFT 22000LB PNEU DSL	\$945	\$2,380	\$5,500
450	2430	WAREHOUSE FORKLIFT 26000LB PNEU DSL ROPS	\$945	\$2,380	\$5,500
450	2435	WAREHOUSE FORKLIFT 26000LB PNEU CAB DSL	\$990	\$2,550	\$6,333
450	2440	WAREHOUSE FORKLIFT 30000LB PNEU DSL	\$990	\$2,550	\$6,333
450	2450	WAREHOUSE FORKLIFT 36000LB PNEU DSL ROPS	\$990	\$2,550	\$6,333
450	2455	WAREHOUSE FORKLIFT 36000LB PNEU CAB DSL	\$1,025	\$2,700	\$7,191
450	2460	WAREHOUSE FORKLIFT 45000LB PNEU DSL	\$1,440	\$3,103	\$8,458
450	2470	WAREHOUSE FORKLIFT 55000LB PNEU DSL	\$1,980	\$5,220	\$13,500

POWER GENERATION - FUEL TANKS

OMNIA GOLD 2019

*Customer agrees to keep confidential the information contained herein and not to reproduce or disclose any such information, in whole or in part, to any individual or entity, without the prior written consent of Herc Rentals. Customer and Herc hereby agree to the equipment and pricing as detailed herein and Customer agrees to be responsible for all applicable fees and charges as published at HercRentals.com, including, without limitation, environmental and emissions, refueling, vehicle licensing fees and transportation charges. Any equipment that is ordered by or on behalf of Customer locally at a Herc branch or other such location, that is not on the list of equipment in this schedule, will be negotiated locally at time of rental, up to an amount not to exceed the then-current list price for a standard rental shift, plus any additional hours, as published at HercRentals.com. Herc may at its sole discretion modify or terminate any pricing herein with 30 days notice to customer.*

EFFECTIVE DATES: FROM: 01/01/2020 THROUGH: 12/31/2020

Pricing Schedule #:

20025

**CAT-CLASS DESCRIPTION****DAY WEEK MONTH**POWER GENERATION - FUEL TANKS

530	1020	FUEL TANK 251 GALLON	\$67	\$190	\$360
530	1030	FUEL TANK 300 GALLON	\$67	\$190	\$360
530	1050	FUEL TANK 552 GALLON	\$100	\$309	\$560
530	1060	FUEL TANK 523 GALLON TOWABLE	\$143	\$428	\$840
530	1070	FUEL TANK 787 GALLON	\$138	\$404	\$760
530	1090	FUEL TANK 1204 GALLON	\$215	\$627	\$1,240
530	1100	FUEL TANK 2388 GALLON	\$380	\$1,140	\$2,800

POWER GENERATION - GENERATORS

501	1020	20KW GENERATOR DSL	\$185	\$405	\$925
501	1030	30KW GENERATOR DSL	\$229	\$660	\$1,235
501	1040	40KW GENERATOR DSL	\$252	\$665	\$1,400
501	1055	55KW GENERATOR DSL	\$275	\$680	\$1,700
501	1060	55KW GENERATOR SKID MOUNTED DSL	\$275	\$680	\$1,700
501	1070	70KW GENERATOR DSL	\$372	\$938	\$2,450
501	1080	80KW GENERATOR DSL	\$372	\$938	\$2,450
501	1100	100KW GENERATOR DSL	\$372	\$938	\$2,450
501	1105	100KW GENERATOR SKID MOUNTED DSL	\$372	\$938	\$2,450
501	1120	120KW GENERATOR DSL	\$540	\$1,530	\$3,290
501	1140	140KW GENERATOR DSL	\$540	\$1,530	\$3,290
501	1160	160KW GENERATOR DSL	\$540	\$1,530	\$3,290
501	1175	175KW GENERATOR DSL	\$540	\$1,530	\$3,290
501	1180	175KW GENERATOR SKID MOUNTED DSL	\$540	\$1,530	\$3,290
501	1200	200KW GENERATOR DSL	\$833	\$1,875	\$4,480
501	1250	250KW GENERATOR DSL	\$833	\$1,875	\$4,480
501	1255	250KW GENERATOR SKID MOUNTED DSL	\$833	\$1,875	\$4,480
501	1300	300KW STUDIO GENERATOR TWIN PACK	\$1,900	\$5,510	\$18,525
501	1320	320KW GENERATOR DSL	\$900	\$2,270	\$5,300
501	1325	320KW GENERATOR SKID MOUNTED DSL	\$900	\$2,270	\$5,300
501	1500	500KW GENERATOR DSL	\$1,013	\$3,188	\$9,000
501	1650	650KW GENERATOR DSL	\$1,440	\$3,825	\$10,500
501	1800	800KW GENERATOR DSL	\$1,800	\$4,930	\$15,000
501	2100	1000KW GENERATOR DSL	\$2,160	\$5,568	\$16,500
501	2300	1350KW GENERATOR DSL	\$2,610	\$6,715	\$19,875
501	2600	1600KW GENERATOR DSL	\$3,690	\$10,200	\$26,250
501	3060	600AMP STUDIO GENERATOR	\$641	\$1,710	\$4,750
501	3140	1400AMP STUDIO GENERATOR	\$1,093	\$2,660	\$7,600
501	3160	1600AMP STUDIO GENERATOR	\$1,188	\$2,993	\$8,550

POWER GENERATION - ISOLATION TRANSFORMERS

525	1200	ISOLATION TRANSFORMER 208V	\$90	\$255	\$765
-----	------	----------------------------	------	-------	-------

POWER GENERATION - LOAD BANKS

OMNIA GOLD 2019

*Customer agrees to keep confidential the information contained herein and not to reproduce or disclose any such information, in whole or in part, to any individual or entity, without the prior written consent of Herc Rentals. Customer and Herc hereby agree to the equipment and pricing as detailed herein and Customer agrees to be responsible for all applicable fees and charges as published at HercRentals.com, including, without limitation, environmental and emissions, refueling, vehicle licensing fees and transportation charges. Any equipment that is ordered by or on behalf of Customer locally at a Herc branch or other such location, that is not on the list of equipment in this schedule, will be negotiated locally at time of rental, up to an amount not to exceed the then-current list price for a standard rental shift, plus any additional hours, as published at HercRentals.com. Herc may at its sole discretion modify or terminate any pricing herein with 30 days notice to customer.*



EFFECTIVE DATES: FROM: 01/01/2020 THROUGH: 12/31/2020

Pricing Schedule #:

20025

**CAT-CLASS DESCRIPTION****DAY WEEK MONTH**POWER GENERATION - LOAD BANKS

525	1360	LOAD BANK 100 KW	\$108	\$224	\$499
525	1362	LOAD BANK 150-350 KW	\$117	\$232	\$525
525	1364	LOAD BANK 400 KW	\$117	\$232	\$525
525	1366	LOAD BANK 700 KW	\$171	\$440	\$1,200
525	1368	LOAD BANK 1250 KW	\$428	\$1,080	\$3,000

POWER GENERATION - PORTABLE

500	1015	1KW SILENT PORTABLE GENERATOR	\$41	\$153	\$340
500	1020	2KW SILENT PORTABLE GENERATOR GFCI	\$45	\$170	\$383
500	1025	2KW SILENT PORTABLE GENERATOR	\$45	\$170	\$383
500	1030	3KW PORTABLE GENERATOR	\$54	\$204	\$459
500	1035	3KW SILENT PORTABLE GENERATOR	\$54	\$204	\$459
500	1050	5KW PORTABLE GENERATOR	\$63	\$238	\$536
500	1060	6KW PORTABLE GENERATOR	\$72	\$272	\$612
500	1075	7KW SILENT PORTABLE GENERATOR	\$90	\$340	\$765
500	1100	10KW PORTABLE GENERATOR	\$113	\$375	\$875

POWER GENERATION - PORTABLE BATTERY ACCESSORIES

502	1510	GRIDLESS SOURCE AC FAST CHARGER	\$23	\$85	\$276
502	1520	GRIDLESS SOURCE CHARGER VEHICLE CLAMP	\$14	\$51	\$179
502	1530	GRIDLESS SOURCE SOLAR CHARGER	\$23	\$85	\$276

POWER GENERATION - PORTABLE BATTERY PACK

502	1010	GRIDLESS CORE PORTABLE BATTERY SYS 1KW	\$95	\$380	\$1,140
502	1070	GRIDLESS CORE PORTABLE BATTERY SYS 7KW	\$133	\$570	\$1,755

POWER GENERATION - POWER DISTRIBUTION

514	1145	EXTENSION CORD 14/3 X 100'	\$6	\$16	\$41
514	1150	EXTENSION CORD 14/3 X 50'	\$5	\$13	\$32
525	1000	DISCONNECT CAMLOCK 480V 400 AMP	\$135	\$255	\$553
525	1030	I LINE PANEL 400 AMP	\$180	\$468	\$1,275
525	1050	I LINE PANEL 600 AMP	\$194	\$510	\$1,360
525	1060	I LINE PANEL 600 AMP 600V	\$194	\$510	\$1,360
525	1070	I LINE PANEL 800 AMP	\$252	\$706	\$2,125
525	1080	I LINE PANEL 1200 AMP	\$315	\$914	\$2,695
525	1085	I-LINE PANEL 1200A 600V LOW PROFILE	\$315	\$914	\$2,695
525	1090	QUADBOX FEEDER PANEL 120 AMP	\$45	\$128	\$255
525	1100	QUAD BOX FEEDER PANEL 200 AMP	\$45	\$128	\$255
525	1110	QUAD BOX FEEDER PANEL 300 AMP	\$54	\$149	\$425
525	1120	SPIDER BOX 50 AMP	\$59	\$136	\$319
525	1130	SPIDER BOX 60 AMP	\$59	\$136	\$319
525	1140	SPIDER BOX FEEDER PANEL 200 AMP	\$108	\$306	\$680
525	1150	SPIDER BOX FEEDER PANEL 400 AMP	\$108	\$306	\$680

OMNIA GOLD 2019

*Customer agrees to keep confidential the information contained herein and not to reproduce or disclose any such information, in whole or in part, to any individual or entity, without the prior written consent of Herc Rentals. Customer and Herc hereby agree to the equipment and pricing as detailed herein and Customer agrees to be responsible for all applicable fees and charges as published at HercRentals.com, including, without limitation, environmental and emissions, refueling, vehicle licensing fees and transportation charges. Any equipment that is ordered by or on behalf of Customer locally at a Herc branch or other such location, that is not on the list of equipment in this schedule, will be negotiated locally at time of rental, up to an amount not to exceed the then-current list price for a standard rental shift, plus any additional hours, as published at HercRentals.com. Herc may at its sole discretion modify or terminate any pricing herein with 30 days notice to customer.*

EFFECTIVE DATES: FROM: 01/01/2020 THROUGH: 12/31/2020

Pricing Schedule #:

20025

**CAT-CLASS DESCRIPTION**

DAY	WEEK	MONTH
-----	------	-------

POWER GENERATION - POWER DISTRIBUTION

525	1160	SPLITER PANEL 400 AMP CAMLOCK	\$45	\$85	\$191
525	1170	DUPLEX PANEL 100 AMP	\$50	\$115	\$247
525	1180	REEFER PANEL 30 GANG	\$45	\$106	\$275
525	1190	DOLLY STEP DOWN TRANSFORMER 15 KVA	\$90	\$298	\$680
525	1195	DOLLY STEP DOWN TRANSFORMER 30 KVA	\$104	\$327	\$931
525	1250	TRANSFER SWITCH 200 AMP	\$54	\$153	\$472
525	1310	VFD PANEL 20HP 460V 3PH	\$99	\$276	\$820
525	1320	VFD PANEL 50HP 460V 3PH	\$113	\$319	\$956
525	1330	VFD PANEL 100HP 460V 3P SOFT START	\$144	\$404	\$1,207
525	1350	VFD PANEL 150HP 460V 3PH	\$180	\$510	\$1,530
525	1370	GANG BOX	\$27	\$77	\$204
525	1510	GFCI SINGLE OUTLET	\$5	\$9	\$17
525	1520	GFCI DOUBLE OUTLET	\$9	\$17	\$34
525	1610	DISCONNECT PANEL 400A 600V	\$135	\$255	\$680
525	1620	DISCONNECT PANEL 600A 600V	\$144	\$361	\$1,020
525	1630	DISCONNECT PANEL 800A 600V	\$162	\$412	\$1,190
525	1720	I LINE PANEL 3000 AMP	\$374	\$1,050	\$3,145
525	2120	PANEL DISTRIBUTION 125/250V 50AMP GFCI	\$23	\$64	\$149
525	2190	PANEL DISTRIBUTION 800AMP 3PH 120/208V	\$252	\$706	\$2,125
525	5020	TRANSFORMER 30KVA 480-120/208V STEP DWN	\$75	\$210	\$510
525	5025	TRANSFORMER 75KVA ENTERTAINMENT CONFIG	\$155	\$465	\$935
525	5047	TRANSFORMER 45KVA 480-120/208V STEP DWN	\$135	\$380	\$765
525	5075	TRANSF 75KVA 600/480-120/208V S DWN DIST	\$135	\$383	\$1,101
525	5112	TRANSFORMER 150KVA 480-600V STEP UP/DWN	\$140	\$404	\$1,148
525	5114	TRANSFORMER 150KVA ENTERTAINMENT CONFIG	\$180	\$510	\$1,020
525	5120	TRANSF 300KVA 240/480 STEP UP/DWN	\$131	\$395	\$1,485
525	5122	TRANSFORMER 300KVA ENTERTAINMENT CONFIG	\$131	\$370	\$1,254

POWER GENERATION - POWER DISTRIBUTION ACCESSORIES

940	0160	CABLE 10/4 50FT 30A	\$4	\$11	\$32
940	0265	CABLE 8/5 50FT BARE	\$11	\$11	\$31
940	0516	CABLE 2 50FT CAMLOCK 5 BANDED	\$32	\$73	\$151
940	0570	FEMALE PIGTAIL 2 UNDER 10FT	\$7	\$20	\$40
940	0571	FEMALE PIGTAIL 2 UNDER 10FT 5 BANDED	\$7	\$20	\$40
940	0575	MALE PIGTAIL 2 UNDER 10FT	\$7	\$20	\$40
940	0576	MALE PIGTAIL 2 UNDER 10FT 5 BANDED	\$7	\$20	\$40
940	0715	CABLE 2/0 50FT CAMLOCK	\$27	\$69	\$144
940	0720	CABLE 2/0 100FT CAMLOCK	\$46	\$107	\$228
940	0770	FEMALE PIGTAIL 2/0 UNDER 10FT	\$3	\$7	\$14
940	0775	MALE PIGTAIL 2/0 UNDER 10FT	\$3	\$7	\$14
940	0810	CABLE 4/0 25FT CAMLOCK	\$9	\$10	\$24
940	0815	CABLE 4/0 50FT CAMLOCK	\$23	\$65	\$126

OMNIA GOLD 2019

*Customer agrees to keep confidential the information contained herein and not to reproduce or disclose any such information, in whole or in part, to any individual or entity, without the prior written consent of Herc Rentals. Customer and Herc hereby agree to the equipment and pricing as detailed herein and Customer agrees to be responsible for all applicable fees and charges as published at HercRentals.com, including, without limitation, environmental and emissions, refueling, vehicle licensing fees and transportation charges. Any equipment that is ordered by or on behalf of Customer locally at a Herc branch or other such location, that is not on the list of equipment in this schedule, will be negotiated locally at time of rental, up to an amount not to exceed the then-current list price for a standard rental shift, plus any additional hours, as published at HercRentals.com. Herc may at its sole discretion modify or terminate any pricing herein with 30 days notice to customer.*



EFFECTIVE DATES: FROM: 01/01/2020 THROUGH: 12/31/2020

Pricing Schedule #:

20025

**CAT-CLASS DESCRIPTION****DAY WEEK MONTH**POWER GENERATION - POWER DISTRIBUTION ACCESSORIES

940	0820	CABLE 4/0 100FT CAMLOCK	\$33	\$67	\$132
940	0870	FEMALE PIGTAIL 4/0 UNDER 10FT	\$2	\$7	\$15
940	0880	MALE PIGTAIL 4/0 UNDER 10FT	\$2	\$7	\$15
940	2120	DISTRO BOX 100A CAM SET IN/5X20A OUT	\$72	\$180	\$450
940	2123	DISTRO BOX 100A CAM SET IN/12X20A OUT	\$63	\$111	\$257
940	2256	DISTRO BOX 200A CAM SET IN/6X50A CS	\$72	\$180	\$450
940	2305	DISTRO BOX 400A CAM SET IN/6X50A CS	\$94	\$359	\$713
940	2312	DISTRO BOX 400A CAM SET IN/10X50A CS	\$193	\$560	\$1,105
940	2514	SPIDER BOX CABLE 6/4 50FT 50A CS	\$22	\$62	\$134
940	2516	SPIDER BOX CABLE 6/4 100FT 50A CS	\$40	\$119	\$249
940	2520	SPIDER BOX 50A CS IN/6X20A STR/1X30A TL	\$35	\$102	\$201
940	2610	QUAD BOX STRING 3 BOX 20A 50' W/L2120	\$23	\$55	\$183
940	2626	QUAD BOX STRING 3 BOX 30A 50' W/L2130	\$37	\$104	\$318
940	2640	QUAD BOX CABLE 12/5 50FT L2120	\$14	\$37	\$91
940	2642	QUAD BOX CABLE 12/5 100FT L2120	\$27	\$51	\$135
940	2652	QUAD BOX CABLE 10/5 50FT L2130	\$14	\$36	\$91
940	2654	QUAD BOX CABLE 10/5 100FT L2130	\$23	\$54	\$179
940	2714	EXTENSION CORD 12/3 50FT	\$12	\$22	\$48
940	2716	EXTENSION CORD 12/3 100FT	\$11	\$25	\$62
940	2724	EXTENSION CORD 10/3 50FT	\$10	\$24	\$63
940	2970	CABLE RAMP	\$15	\$29	\$65

PUMP - BOOSTER PUMPS

813	2450	PUMP BOOSTER 7.5HP 2IN ELEC	\$86	\$234	\$596
813	2460	PUMP BOOSTER 20HP 1-1/2IN ELEC	\$117	\$336	\$896
813	2470	PUMP BOOSTER 15HP 2IN ELEC	\$126	\$361	\$956
813	2500	PUMP BOOSTER 20HP 3IN ELEC	\$144	\$404	\$1,050
813	2510	PUMP BOOSTER 30HP 3IN ELEC	\$162	\$446	\$1,125
813	2520	PUMP BOOSTER 4IN ELEC	\$225	\$600	\$1,500
813	2530	PUMP BOOSTER SEWAGE 50HP ELEC	\$378	\$1,071	\$2,835
813	2540	PUMP SUBMERSIBLE SEWAGE 7.5HP	\$135	\$383	\$1,024
813	2550	PUMP BOOSTER 5HP ELEC	\$86	\$234	\$596
813	2560	PUMP BOOSTER 60HP 480V 2X4X9.5IN ELEC	\$266	\$701	\$1,800
813	2590	PUMP BOOSTER SYSTEM VFD 460V	\$131	\$361	\$1,275
813	2650	PUMP BOOSTER MED HEAD 4X4IN DSL	\$162	\$459	\$1,250
813	2670	PUMP BOOSTER MED HEAD 6X4IN DSL	\$203	\$531	\$1,575

PUMP - CENTRIFUGAL PUMPS

800	1020	PUMP CENTRIFUGAL 2IN GAS	\$63	\$149	\$383
800	1030	PUMP CENTRIFUGAL 3IN GAS	\$86	\$166	\$404

PUMP - DIAPHRAGM PUMPS

800	1120	PUMP DIAPHRAGM 2IN GAS	\$77	\$230	\$450
-----	------	------------------------	------	-------	-------

OMNIA GOLD 2019

*Customer agrees to keep confidential the information contained herein and not to reproduce or disclose any such information, in whole or in part, to any individual or entity, without the prior written consent of Herc Rentals. Customer and Herc hereby agree to the equipment and pricing as detailed herein and Customer agrees to be responsible for all applicable fees and charges as published at HercRentals.com, including, without limitation, environmental and emissions, refueling, vehicle licensing fees and transportation charges. Any equipment that is ordered by or on behalf of Customer locally at a Herc branch or other such location, that is not on the list of equipment in this schedule, will be negotiated locally at time of rental, up to an amount not to exceed the then-current list price for a standard rental shift, plus any additional hours, as published at HercRentals.com. Herc may at its sole discretion modify or terminate any pricing herein with 30 days notice to customer.*

EFFECTIVE DATES: FROM: 01/01/2020 THROUGH: 12/31/2020

Pricing Schedule #:

20025

**CAT-CLASS DESCRIPTION****DAY WEEK MONTH**PUMP - DIAPHRAGM PUMPS

800	1130	PUMP DIAPHRAGM 3IN GAS	\$77	\$230	\$450
800	1160	PUMP 6IN DOUBLED DIAPHRAGM DSL	\$153	\$425	\$1,200
800	1170	PUMP 6IN DOUBLED DIAPHRAGM SO ATT DSL	\$180	\$540	\$1,600
807	1710	PUMP DIAPHRAGM 4IN DSL	\$113	\$330	\$800
810	1100	PUMP DOUBLED 1 1/2 IN AIR	\$104	\$298	\$563
810	1110	PUMP DOUBLED 2 IN AIR	\$104	\$298	\$563
810	1120	PUMP DOUBLED 3 IN AIR	\$104	\$298	\$563
812	2355	PUMP DIAPHRAGM 1IN	\$77	\$187	\$510
812	2360	PUMP DIAPHRAGM POLYPROPYLENE 1IN	\$63	\$145	\$420
812	2370	PUMP DIAPHRAGM ALUM/CAST IRON 1IN	\$45	\$128	\$319
812	2390	PUMP DIAPHRAGM POLYPROPYLENE 2IN	\$176	\$502	\$1,013
812	2400	PUMP DIAPHRAGM SS 2IN	\$176	\$502	\$1,013
812	2410	PUMP DIAPHRAGM ALUMINUM 2IN	\$72	\$191	\$338
812	2415	PUMP DIAPHRAGM 3IN	\$86	\$230	\$525
812	2430	PUMP DIAPHRAGM POLYPROPYLENE 3IN	\$198	\$616	\$1,260
812	2440	PUMP DIAPHRAGM SS 3IN	\$198	\$616	\$1,260
812	2450	PUMP DIAPHRAGM ALUMINUM 3IN	\$86	\$230	\$525

PUMP - DNS

821	2950	PUMP DIVISION ENGINE 6 CYL DEUTZ	\$383	\$1,169	\$3,200
821	2970	PUMP SEALED PRIME HIGH HEAD 5X4 DSL	\$585	\$1,743	\$4,800
821	2990	VFD PANEL 5HP	\$81	\$221	\$608

PUMP - FLOW METERS

816	2682	PUMP FLOWMETER 12IN	\$72	\$204	\$553
816	2688	PUMP FLOWMETER 18 IN	\$72	\$204	\$553
816	2700	PUMP FLOWMETER 3IN	\$27	\$85	\$255
816	2710	PUMP FLOWMETER 4IN	\$36	\$111	\$332
816	2720	PUMP FLOWMETER 6IN	\$45	\$128	\$383
816	2730	PUMP FLOWMETER 8IN	\$59	\$166	\$489
816	2740	FLOW METER	\$14	\$38	\$115

PUMP - HIGH PRESSURE PUMPS

800	1150	PUMP HIGH PRESSURE 5.5HP GAS	\$77	\$213	\$553
-----	------	------------------------------	------	-------	-------

PUMP - HYDRAULIC POWER UNIT PUMPS

814	1000	PUMP HYDRAULIC 10000 PSI FOR TOOLS	\$113	\$434	\$1,145
814	1005	PUMP HYDRAULIC SPLIT FLOW FOR LIFTING	\$113	\$340	\$1,200
814	2610	POWER UNIT 10HP HYD	\$120	\$446	\$1,220
814	2620	POWER UNIT 20HP HYD	\$171	\$468	\$1,440
814	2630	POWER UNIT 65HP HYD	\$285	\$680	\$2,080
814	2640	POWER UNIT 162HP HYD	\$293	\$765	\$2,400
814	2650	SLUDGEMASTER HYD	\$945	\$2,678	\$7,900

OMNIA GOLD 2019

*Customer agrees to keep confidential the information contained herein and not to reproduce or disclose any such information, in whole or in part, to any individual or entity, without the prior written consent of Herc Rentals. Customer and Herc hereby agree to the equipment and pricing as detailed herein and Customer agrees to be responsible for all applicable fees and charges as published at HercRentals.com, including, without limitation, environmental and emissions, refueling, vehicle licensing fees and transportation charges. Any equipment that is ordered by or on behalf of Customer locally at a Herc branch or other such location, that is not on the list of equipment in this schedule, will be negotiated locally at time of rental, up to an amount not to exceed the then-current list price for a standard rental shift, plus any additional hours, as published at HercRentals.com. Herc may at its sole discretion modify or terminate any pricing herein with 30 days notice to customer.*

EFFECTIVE DATES: FROM: 01/01/2020 THROUGH: 12/31/2020

Pricing Schedule #:

20025

**CAT-CLASS DESCRIPTION****DAY****WEEK****MONTH**PUMP - HYDRAULIC POWER UNIT PUMPSPUMP - INDUSTRIAL PUMPS

803	1420	PUMP VAC ASSIST SS 6IN T4F SS DSL	\$450	\$1,275	\$3,600
804	1450	PUMP VAC ASSIST HIGH HEAD 4X3IN DSL	\$302	\$920	\$2,400
804	1460	PUMP VAC ASSIST HIGH HEAD 5X3IN DSL	\$225	\$655	\$1,850
804	1470	PUMP VAC ASSIST HIGH HEAD 6X3IN DSL	\$383	\$1,088	\$3,200
804	1480	PUMP VAC ASSIST HIGH HEAD 6X4IN DSL	\$468	\$1,365	\$3,776
804	1500	PUMP VAC ASSIST HHEAD SO ATTN 6X4IN DSL	\$405	\$1,190	\$3,200
804	1520	PUMP VAC ASSIST HIGH HEAD 8X6IN DSL	\$765	\$2,135	\$5,432
804	1530	PUMP VAC ASSIST HHEAD VN PRI 10X6IN DSL	\$383	\$1,050	\$2,955
804	1540	PUMP VAC ASSIST HIGH HEAD 10X8IN DSL	\$896	\$2,550	\$7,464
804	1550	PUMP VAC ASSIST MEDIUM HEAD 10X8IN DSL	\$540	\$1,913	\$3,800
804	1560	PUMP VAC ASSIST HIGH HEAD 6X3IN SS DSL	\$540	\$1,530	\$4,200
804	1570	PUMP VAC ASSIST HIGH HEAD 10X8IN SS DSL	\$750	\$1,995	\$5,995
804	1575	PUMP VAC ASSIST MED HEAD 10X8IN SS DSL	\$610	\$1,488	\$4,200
804	1580	PUMP VAC ASSIST MHEAD SO ATTN 10X8IN DSL	\$428	\$1,310	\$5,000
804	1590	PUMP VAC ASSIST HHEAD 600HP 8X6IN DSL	\$990	\$2,550	\$7,200
804	1600	PUMP VAC ASSIST HHEAD 600HP 10X8IN DSL	\$1,080	\$2,930	\$7,996
808	1800	PUMP VAC ASSIST HIGH HEAD 6X3IN ELEC	\$500	\$1,450	\$4,100

PUMP - PIPE MANIFOLDS

817	2750	PIPE MANIFOLD 12IN	\$135	\$276	\$553
817	2760	PIPE MANIFOLD 18IN	\$153	\$315	\$638

PUMP - PIPE PLUGS

818	2810	PIPE PLUG MUNI 15-30IN	\$135	\$468	\$1,020
818	2830	PIPE PLUG MUNI 24-48IN	\$225	\$638	\$1,921

PUMP - ROAD CROSSINGS

820	2860	ROAD CROSSING LAY FLAT 12IN	\$104	\$268	\$680
820	2870	ROAD CROSSING PUMP DIVISION 12IN	\$99	\$191	\$638
820	2880	ROAD CROSSING PUMP DIVISION 8IN	\$86	\$170	\$553
820	2890	ROAD CROSSING PUMP DIVISION DB WIDE 12IN	\$122	\$383	\$1,075
820	2900	ROAD CROSSING PUMP DIVISION 6IN	\$68	\$145	\$550

PUMP - SPLAT SYSTEMS

819	2850	HOSE ROAD CROSSING RAMP	\$113	\$293	\$765
-----	------	-------------------------	-------	-------	-------

PUMP - STEEL PONTOONS

821	2920	PONTOON FLOAT SUBMERSIBLE STEEL 12IN	\$54	\$106	\$213
-----	------	--------------------------------------	------	-------	-------

PUMP - SUBMERSIBLE PUMPS

809	1820	PUMP SUBMERSIBLE 3/4IN ELEC	\$32	\$68	\$124
-----	------	-----------------------------	------	------	-------

OMNIA GOLD 2019

*Customer agrees to keep confidential the information contained herein and not to reproduce or disclose any such information, in whole or in part, to any individual or entity, without the prior written consent of Herc Rentals. Customer and Herc hereby agree to the equipment and pricing as detailed herein and Customer agrees to be responsible for all applicable fees and charges as published at HercRentals.com, including, without limitation, environmental and emissions, refueling, vehicle licensing fees and transportation charges. Any equipment that is ordered by or on behalf of Customer locally at a Herc branch or other such location, that is not on the list of equipment in this schedule, will be negotiated locally at time of rental, up to an amount not to exceed the then-current list price for a standard rental shift, plus any additional hours, as published at HercRentals.com. Herc may at its sole discretion modify or terminate any pricing herein with 30 days notice to customer.*

EFFECTIVE DATES: FROM: 01/01/2020 THROUGH: 12/31/2020

Pricing Schedule #:

20025

## CAT-CLASS DESCRIPTION

DAY WEEK MONTH

## PUMP - SUBMERSIBLE PUMPS

809	1830	PUMP SUBMERSIBLE 1IN ELEC	\$32	\$68	\$124
809	1860	PUMP SUBMERSIBLE 2IN ELEC	\$54	\$153	\$371
809	1865	PUMP SUBMERSIBLE 2IN LOW LEVEL ELEC	\$54	\$153	\$371
809	1870	PUMP SUBMERSIBLE SEWAGE 1HP 2IN ELEC	\$63	\$191	\$431
809	1880	PUMP SUBMERSIBLE 3IN ELEC	\$80	\$183	\$431
809	1890	PUMP SUBMERSIBLE 3HP 3IN ELEC	\$80	\$183	\$431
809	1900	PUMP SUBMERSIBLE HV 1HP 3PH 2IN ELEC	\$32	\$81	\$225
809	1910	PUMP SUBMERSIBLE 2HP 3PH 460V 2IN ELEC	\$41	\$106	\$281
809	1930	PUMP SUBMERSIBLE HHEAD 4HP 3PH 2IN ELEC	\$105	\$255	\$675
809	1940	PUMP SUBMERSIBLE SEWAGE CUT 15HP 3IN ELE	\$63	\$187	\$495
809	1960	PUMP SUBMERSIBLE HIGH HEAD 15HP 3IN ELEC	\$175	\$425	\$1,121
809	1980	PUMP SUBMERSIBLE HIGH HEAD 6HP 3IN ELEC	\$104	\$319	\$746
809	1990	PUMP SUBMERSIBLE HV 7.5HP 3PH 3IN ELEC	\$120	\$345	\$900
809	2000	PUMP SUBMERSIBLE HV 2HP 3PH 3IN ELEC	\$63	\$179	\$450
809	2020	PUMP SUBMERSIBLE HV 5HP 3PH 3IN ELEC	\$72	\$200	\$525
809	2030	PUMP SUBMERSIBLE SEWAGE 3HP 3PH 4IN ELEC	\$81	\$225	\$581
809	2040	PUMP SUBMERSIBLE SEWAGE CUT 5HP 4IN ELEC	\$120	\$319	\$863
809	2050	PUMP SUBMERSIBLE SEWAGE 10HP 4IN ELEC	\$135	\$383	\$1,024
809	2060	PUMP SUBMERSIBLE HIGH HEAD 15HP 4IN ELEC	\$175	\$438	\$1,121
809	2070	PUMP SUBMERSIBLE SEW CUT 20HP 4IN ELEC	\$200	\$510	\$1,350
809	2080	PUMP SUBMERSIBLE SEWAGE 20HP 4IN ELEC	\$189	\$510	\$1,350
809	2100	PUMP SUBMERSIBLE SEWAGE 30HP 4IN ELEC	\$189	\$536	\$1,350
809	2110	PUMP SUBMERSIBLE HIGH HEAD 40HP 4IN ELEC	\$293	\$786	\$2,126
809	2120	PUMP SUBMERSIBLE 4IN ELEC	\$113	\$276	\$694
809	2130	PUMP SUBMERSIBLE SUPER 4IN ELEC	\$113	\$276	\$694
809	2150	PUMP SUBMERSIBLE SEW 10HP 3PH 6IN ELEC	\$198	\$561	\$1,485
809	2170	PUMP SUBMERSIBLE HV 10HP 3PH 6IN ELEC	\$155	\$435	\$1,300
809	2180	PUMP SUBMERSIBLE SEWAGE 50HP 6IN ELEC	\$270	\$638	\$1,650
809	2190	PUMP SUBMERSIBLE HV 15HP 3PH 6IN ELEC	\$175	\$570	\$1,600
809	2200	PUMP SUBMERSIBLE HV 20HP 3PH 6IN ELEC	\$200	\$570	\$1,600
809	2220	PUMP SUBMERSIBLE 6IN ELEC	\$203	\$489	\$1,200
809	2230	PUMP SUBMERSIBLE 8IN ELEC	\$405	\$893	\$2,175
809	2240	PUMP SUBMERSIBLE 10IN ELEC	\$450	\$1,275	\$3,375
811	2260	PUMP SUBMERSIBLE 3IN HYD	\$99	\$230	\$746
811	2270	PUMP SUBMERSIBLE SS 4IN HYD	\$99	\$230	\$746
811	2280	PUMP SUBMERSIBLE 4IN HYD	\$99	\$230	\$746
811	2300	PUMP SUBMERSIBLE SS 6IN HYD	\$108	\$315	\$900
811	2310	PUMP SUBMERSIBLE 6IN HYD	\$108	\$315	\$900
811	2320	PUMP SUBMERSIBLE 8IN HYD	\$113	\$315	\$900
811	2330	PUMP SUBMERSIBLE SS 12IN HYD	\$135	\$361	\$971

## PUMP - TRASH PUMPS

OMNIA GOLD 2019

*Customer agrees to keep confidential the information contained herein and not to reproduce or disclose any such information, in whole or in part, to any individual or entity, without the prior written consent of Herc Rentals. Customer and Herc hereby agree to the equipment and pricing as detailed herein and Customer agrees to be responsible for all applicable fees and charges as published at HercRentals.com, including, without limitation, environmental and emissions, refueling, vehicle licensing fees and transportation charges. Any equipment that is ordered by or on behalf of Customer locally at a Herc branch or other such location, that is not on the list of equipment in this schedule, will be negotiated locally at time of rental, up to an amount not to exceed the then-current list price for a standard rental shift, plus any additional hours, as published at HercRentals.com. Herc may at its sole discretion modify or terminate any pricing herein with 30 days notice to customer.*

EFFECTIVE DATES: FROM: 01/01/2020 THROUGH: 12/31/2020

Pricing Schedule #:

20025

## CAT-CLASS DESCRIPTION

DAY WEEK MONTH

## PUMP - TRASH PUMPS

800	1080	PUMP TRASH 2IN GAS	\$50	\$187	\$421
800	1090	PUMP TRASH 3IN GAS	\$63	\$238	\$536
800	1110	PUMP TRASH 4IN GAS	\$81	\$306	\$608
801	1210	PUMP VAC ASSIST 4IN DSL	\$198	\$591	\$1,313
801	1220	PUMP VAC ASSIST 4IN T4F DSL	\$198	\$591	\$1,313
801	1230	PUMP VAC ASSIST 6IN DSL	\$248	\$650	\$1,496
801	1240	PUMP VAC ASSIST 6IN T4F DSL	\$248	\$701	\$1,856
801	1250	PUMP VAC ASSIST 6IN SUPER DSL	\$288	\$723	\$2,021
801	1260	PUMP VAC ASSIST 6IN SUPER T4F DSL	\$305	\$765	\$2,200
801	1270	PUMP VAC ASSIST 8IN DSL	\$284	\$720	\$1,900
801	1280	PUMP VAC ASSIST 8IN SUPER DSL	\$293	\$846	\$2,250
801	1290	PUMP VAC ASSIST 12IN DSL	\$450	\$1,275	\$3,300
801	1300	PUMP VAC ASSIST 12IN SUPER DSL	\$495	\$1,488	\$4,800
801	1320	PUMP VAC ASSIST 14IN DSL	\$806	\$2,253	\$5,500
801	1330	PUMP VAC ASSIST 18IN DSL	\$945	\$2,593	\$8,000
802	1340	PUMP VAC ASSIST SND ATT 4IN DSL	\$203	\$608	\$1,445
802	1345	PUMP VAC ASSIST SND ATT 4IN DSL T4F	\$240	\$735	\$1,695
802	1350	PUMP VAC ASSIST SND ATT 6IN DSL	\$279	\$705	\$1,900
802	1355	PUMP VAC ASSIST SND ATT 6IN DSL T4F	\$310	\$795	\$2,095
802	1360	PUMP VAC ASSIST SND ATT 8IN DSL	\$315	\$914	\$2,460
802	1361	PUMP VAC ASSIST SND ATT 8IN DSL SKID	\$315	\$914	\$2,460
802	1370	PUMP VAC ASSIST SND ATT 12IN DSL	\$585	\$1,615	\$4,200
802	1371	PUMP VAC ASSIST SND ATT 12IN DSL SKID	\$585	\$1,615	\$4,200
802	1380	PUMP VAC ASSIST SND ATT 14IN DSL	\$1,080	\$3,060	\$8,640
802	1385	PUMP VAC ASSIST SND ATT CHOP 4IN DSL	\$250	\$660	\$1,580
802	1390	PUMP VAC ASSIST SND ATT CHOP 6IN DSL	\$324	\$918	\$2,438
803	1400	PUMP VAC ASSIST SS 4IN DSL	\$212	\$616	\$1,500
803	1410	PUMP VAC ASSIST SS 6IN DSL	\$315	\$978	\$2,700
803	1440	PUMP VAC ASSIST SS 8IN SUPER SS DSL	\$311	\$895	\$2,300
804	1700	PUMP VAC ASSIST TRASH 6IN T4F DSL	\$261	\$720	\$1,856
805	1600	PUMP CENTRIFUGAL 3IN DSL	\$86	\$234	\$659
805	1610	PUMP CENTRIFUGAL WET PRIME 4IN DSL	\$122	\$370	\$1,118
808	1750	PUMP VAC ASSIST 4IN ELEC	\$113	\$298	\$900
808	1760	PUMP VAC ASSIST VARIABLE SPEED 4IN ELEC	\$248	\$638	\$1,700
808	1770	PUMP VAC ASSIST 6IN ELEC	\$261	\$695	\$1,700
808	1780	PUMP VAC ASSIST 8IN ELEC	\$315	\$914	\$2,500
813	2600	PUMP AGRICULTURE DRY PRIME 8X6 DSL	\$203	\$531	\$1,575

## PUMP - WELLPOINT PUMPS

806	1670	PUMP WELL POINT ROTARY SO ATTN 6IN DSL	\$203	\$590	\$1,676
806	1680	PUMP WELL POINT ROTARY SO ATTN 8IN DSL	\$225	\$655	\$1,916
806	1690	PUMP WELL POINT ROTARY 12IN DSL	\$270	\$780	\$2,112

OMNIA GOLD 2019

Customer agrees to keep confidential the information contained herein and not to reproduce or disclose any such information, in whole or in part, to any individual or entity, without the prior written consent of Herc Rentals. Customer and Herc hereby agree to the equipment and pricing as detailed herein and Customer agrees to be responsible for all applicable fees and charges as published at HercRentals.com, including, without limitation, environmental and emissions, refueling, vehicle licensing fees and transportation charges. Any equipment that is ordered by or on behalf of Customer locally at a Herc branch or other such location, that is not on the list of equipment in this schedule, will be negotiated locally at time of rental, up to an amount not to exceed the then-current list price for a standard rental shift, plus any additional hours, as published at HercRentals.com. Herc may at its sole discretion modify or terminate any pricing herein with 30 days notice to customer.

EFFECTIVE DATES: FROM: 01/01/2020 THROUGH: 12/31/2020

Pricing Schedule #:

20025

**CAT-CLASS DESCRIPTION****DAY WEEK MONTH**PUMP - WELLPOINT PUMPS

806	1700	PUMP WELL POINT ROTARY SO ATTN 12IN DSL	\$329	\$1,037	\$2,920
-----	------	---	-------	---------	---------

TRUCKS AND TRAILERS - ARROW BOARDS

660	1000	BOARD ARROW FOLDING TRAILER 15-LIGHT	\$108	\$330	\$600
660	1010	BOARD ARROW VERTICAL TRAILER 15-LIGHT	\$108	\$330	\$600
660	1020	BOARD ARROW FOLDING TRAILER 25-LIGHT	\$117	\$370	\$675

TRUCKS AND TRAILERS - ATTACHMENTS & ACCESSORIES

115	2405	RAKE POWER	\$95	\$360	\$748
658	1000	TRUCK ACCESSORIES	\$540	\$540	\$1,020
659	8000	TRUCK SPREADER HOPPER 8 FT	\$100	\$305	\$918
659	8020	TRUCK SPREADER HOPPER 9 FT	\$100	\$305	\$918
659	8030	TRUCK SPREADER TAILGATE	\$43	\$122	\$344
659	8100	TRUCK SNOW PLOW 7-8 FT	\$90	\$265	\$800
659	8110	TRUCK SNOW PLOW 8.5-9 FT	\$90	\$265	\$800
659	8130	TRUCK SNOW PLOW 10 FT	\$119	\$338	\$995

TRUCKS AND TRAILERS - BUCKET TRUCKS

659	6300	TRUCK BUCKET 31 FT GAS	\$515	\$1,500	\$4,050
659	6310	TRUCK BUCKET 31 FT DSL	\$515	\$1,500	\$4,050
659	6315	TRUCK BUCKET 38 FT GAS	\$515	\$1,500	\$4,200
659	6320	TRUCK BUCKET 38 FT DSL	\$515	\$1,500	\$4,200
659	6336	TRUCK BUCKET 60 FT TREE TRIMMER DSL	\$778	\$2,000	\$5,000

TRUCKS AND TRAILERS - CAR TRAILERS

610	1450	TRAILER TOW DOLLY 3500 LB	\$59	\$221	\$468
-----	------	---------------------------	------	-------	-------

TRUCKS AND TRAILERS - CARGO VAN

659	6055	TRUCK BOX 12 FT	\$190	\$525	\$1,500
659	6060	TRUCK BOX 15 FT	\$220	\$800	\$2,250
659	6070	TRUCK BOX 15 FT W/ LIFT GATE	\$220	\$800	\$2,250
659	6090	TRUCK BOX 24 FT W/ LIFT GATE	\$475	\$1,620	\$5,000

TRUCKS AND TRAILERS - CARGO VANS

659	5460	VAN CARGO 1/2 T GAS	\$90	\$420	\$1,350
659	5470	VAN CARGO 3/4 T GAS	\$90	\$420	\$1,350
659	5475	VAN CARGO 3/4 T DSL	\$90	\$420	\$1,350
659	5480	VAN CARGO 1 T GAS	\$100	\$465	\$1,444

TRUCKS AND TRAILERS - CLASS A TRACTORS

659	6440	TRUCK TERMINAL TRACTOR SINGLE AX 2X4 DSL	\$570	\$1,663	\$4,750
-----	------	--	-------	---------	---------

TRUCKS AND TRAILERS - CRANE TRUCKS

OMNIA GOLD 2019

*Customer agrees to keep confidential the information contained herein and not to reproduce or disclose any such information, in whole or in part, to any individual or entity, without the prior written consent of Herc Rentals. Customer and Herc hereby agree to the equipment and pricing as detailed herein and Customer agrees to be responsible for all applicable fees and charges as published at HercRentals.com, including, without limitation, environmental and emissions, refueling, vehicle licensing fees and transportation charges. Any equipment that is ordered by or on behalf of Customer locally at a Herc branch or other such location, that is not on the list of equipment in this schedule, will be negotiated locally at time of rental, up to an amount not to exceed the then-current list price for a standard rental shift, plus any additional hours, as published at HercRentals.com. Herc may at its sole discretion modify or terminate any pricing herein with 30 days notice to customer.*



EFFECTIVE DATES: FROM: 01/01/2020 THROUGH: 12/31/2020

Pricing Schedule #:

20025

**CAT-CLASS DESCRIPTION****DAY WEEK MONTH**TRUCKS AND TRAILERS - CRANE TRUCKS

308	1000	CRANE ATTACHMENT FORKS	\$56	\$224	\$419
659	6380	TRUCK CRANE 18 T SINGLE DSL	\$630	\$1,725	\$4,350
659	6410	TRUCK CRANE 20 T TANDEM DSL	\$1,025	\$2,790	\$6,500
659	6430	TRUCK CRANE 23 T TANDEM DSL	\$1,090	\$2,880	\$6,600
659	6435	TRUCK AUGER 47FT CDL	\$440	\$1,320	\$2,991

TRUCKS AND TRAILERS - CRASH ATTENUATORS

659	6250	TRUCK CRASH ATTENUATOR 62-65 MPH GAS	\$685	\$1,750	\$3,800
659	6260	TRUCK CRASH ATTENUATOR 62-65 MPH DSL	\$685	\$1,750	\$3,800

TRUCKS AND TRAILERS - DNS

719	5010	AUTO DIALER	\$77	\$204	\$574
-----	------	-------------	------	-------	-------

TRUCKS AND TRAILERS - DUMP TRAILERS

610	2200	TRAILER DUMP SINGLE AXLE	\$117	\$336	\$628
610	2230	TRAILER DUMP TANDEM AXLE	\$126	\$357	\$680
610	2260	TRAILER DUMP TANDEM AXLE OFFROAD	\$158	\$446	\$840
610	2290	TRAILER DUMP TRIPLE AXLE	\$579	\$1,737	\$3,473

TRUCKS AND TRAILERS - DUMP TRUCKS

659	6110	TRUCK DUMP 3-4 YD GAS	\$295	\$795	\$1,800
659	6120	TRUCK DUMP 3-4 YD DSL	\$295	\$795	\$1,800
659	6130	TRUCK DUMP 3-4 YD CREW 4WD DSL	\$320	\$850	\$1,850
659	6135	TRUCK DUMP 3-4 YD CREW 4WD GAS	\$320	\$850	\$1,850
659	6140	TRUCK DUMP 3-4 YD CREW 2WD DSL	\$320	\$850	\$1,850
659	6150	TRUCK DUMP 5-6 YD GAS	\$335	\$920	\$2,275
659	6160	TRUCK DUMP 5-6 YD GAS NON CDL	\$335	\$920	\$2,275
659	6170	TRUCK DUMP 5-6 YD DSL	\$335	\$920	\$2,275
659	6180	TRUCK DUMP 5-6 YD DSL NON CDL	\$335	\$920	\$2,275
659	6190	TRUCK DUMP 5-6 YD CREW DSL	\$404	\$1,106	\$2,600
659	6195	TRUCK DUMP 5-6 YD CREW DSL NON-CDL	\$404	\$1,106	\$2,600
659	6200	TRUCK DUMP 12-14 YD MANUAL DSL	\$660	\$2,095	\$4,900
659	6210	TRUCK DUMP 12-14 YD AUTO DSL	\$660	\$2,095	\$4,900
659	6215	TRUCK DUMP 22-24 YD DSL	\$1,283	\$3,325	\$9,025

TRUCKS AND TRAILERS - EQUIPMENT TRAILERS

610	1010	TRAILER LANDSCAPE 6X12 3000 LB	\$45	\$170	\$360
610	1050	TRAILER UTILITY 2000 LB	\$45	\$170	\$360
610	1075	TRAILER UTILITY 7000 LB	\$59	\$221	\$468
610	1085	TRAILER UTILITY 10000 LB	\$59	\$221	\$468
610	1140	TRAILER FLATBED 10000 LB	\$81	\$306	\$648
610	1160	TRAILER FLATBED 14-15000 LB	\$95	\$380	\$855
610	1170	TRAILER FLATBED 18000 LB	\$107	\$430	\$968

OMNIA GOLD 2019

*Customer agrees to keep confidential the information contained herein and not to reproduce or disclose any such information, in whole or in part, to any individual or entity, without the prior written consent of Herc Rentals. Customer and Herc hereby agree to the equipment and pricing as detailed herein and Customer agrees to be responsible for all applicable fees and charges as published at HercRentals.com, including, without limitation, environmental and emissions, refueling, vehicle licensing fees and transportation charges. Any equipment that is ordered by or on behalf of Customer locally at a Herc branch or other such location, that is not on the list of equipment in this schedule, will be negotiated locally at time of rental, up to an amount not to exceed the then-current list price for a standard rental shift, plus any additional hours, as published at HercRentals.com. Herc may at its sole discretion modify or terminate any pricing herein with 30 days notice to customer.*

EFFECTIVE DATES: FROM: 01/01/2020 THROUGH: 12/31/2020

Pricing Schedule #:

20025

**CAT-CLASS DESCRIPTION****DAY WEEK MONTH**TRUCKS AND TRAILERS - EQUIPMENT TRAILERS

610	1180	TRAILER FLATBED 20-22000 LB	\$135	\$540	\$1,200
610	1190	TRAILER FLATBED GOOSENECK 20-22000 LBS	\$145	\$580	\$1,300
610	1210	TRAILER FLATBED 25-26000 LB	\$150	\$600	\$1,200
610	1212	TRAILER FLATBED NO RAMPS 20000 LB GVWR	\$150	\$600	\$1,200
610	1215	TRAILER FLATBED GOOSENECK 24000 LB	\$180	\$720	\$1,450
610	1220	TRAILER FLATBED GOOSENECK 25-26000 LB	\$180	\$720	\$1,450
610	1240	TRAILER FLATBED 40000 LB	\$200	\$635	\$1,350
610	1281	TRAILER FLATBED 80000 LB AIR RIDE	\$1,152	\$2,880	\$7,200
610	1310	TRAILER FLATBED LIVE BOTTOM 24000 LB	\$620	\$2,480	\$5,580
610	1720	TRAILER GROUND LOAD 5000 LB	\$45	\$170	\$360
610	1730	TRAILER GROUND LOAD 8000 LB	\$63	\$238	\$504
610	1740	TRAILER GROUND LOAD 10000 LB	\$63	\$238	\$634
610	1745	TRAILER GROUND LOAD 10000 LB GAS	\$79	\$299	\$634
610	1750	TRAILER GROUND LOAD 13000-14000 LB	\$117	\$442	\$936
610	1779	TRAILER TILT 14000LB FIXED TOP DECK	\$135	\$405	\$833

TRUCKS AND TRAILERS - FUELS & LUBE TRUCKS

659	6010	TRUCK FUEL 4000 GAL	\$665	\$1,995	\$5,845
-----	------	---------------------	-------	---------	---------

TRUCKS AND TRAILERS - GARBAGE & RECYCLE TRUCKS

659	6230	TRUCK GARBAGE 6 YD	\$569	\$2,200	\$6,833
659	6240	TRUCK GARBAGE 20 YD	\$700	\$2,800	\$9,000

TRUCKS AND TRAILERS - MESSAGE BOARDS

660	1030	BOARD MESSAGE VERTICAL MID-SIZE 3-LINE	\$165	\$465	\$795
660	1040	BOARD MESSAGE VERTICAL FULL-SIZE 3-LINE	\$165	\$465	\$795
660	1045	BOARD MESSAGE FULL-SIZE 3-LINE W/MODEM	\$189	\$743	\$1,150
660	1050	BOARD MESSAGE FOLDING MID-SIZE MATRIX	\$165	\$465	\$795
660	1060	BOARD MESSAGE VERTICAL MID-SIZE MATRIX	\$165	\$465	\$795
660	1070	BOARD MESSAGE VERTICAL FULL-SIZE MATRIX	\$210	\$743	\$1,040

TRUCKS AND TRAILERS - OFF-ROAD DUMP TRUCKS

659	6224	TRUCK DUMP ARTICULATED 30 TON DSL	\$1,805	\$5,130	\$11,970
-----	------	-----------------------------------	---------	---------	----------

TRUCKS AND TRAILERS - OFF-ROAD UTILITY PASSENGER VEHICLES

630	1010	CART PERSONNEL 2 PASSENGER 3-WH ELEC	\$94	\$251	\$486
630	1040	CART BURDEN 2 PASSENGER 4-WH GAS	\$105	\$280	\$570
630	1060	CART BURDEN 2 PASSENGER 4-WH ELEC	\$105	\$280	\$570
630	1065	CART BURDEN 2 PASSENGER 4-WH ELEC CAB	\$120	\$350	\$785
630	1080	CART BURDEN 4 PASSENGER 4-WH ELEC	\$105	\$280	\$570
630	1100	CART GOLF 2 PASSENGER ELEC	\$125	\$300	\$590
630	1110	CART GOLF 2 PASSENGER GAS	\$125	\$300	\$590
630	1120	CART GOLF 4 PASSENGER GAS	\$125	\$300	\$590

OMNIA GOLD 2019

*Customer agrees to keep confidential the information contained herein and not to reproduce or disclose any such information, in whole or in part, to any individual or entity, without the prior written consent of Herc Rentals. Customer and Herc hereby agree to the equipment and pricing as detailed herein and Customer agrees to be responsible for all applicable fees and charges as published at HercRentals.com, including, without limitation, environmental and emissions, refueling, vehicle licensing fees and transportation charges. Any equipment that is ordered by or on behalf of Customer locally at a Herc branch or other such location, that is not on the list of equipment in this schedule, will be negotiated locally at time of rental, up to an amount not to exceed the then-current list price for a standard rental shift, plus any additional hours, as published at HercRentals.com. Herc may at its sole discretion modify or terminate any pricing herein with 30 days notice to customer.*



EFFECTIVE DATES: FROM: 01/01/2020 THROUGH: 12/31/2020

Pricing Schedule #:

20025

**CAT-CLASS DESCRIPTION****DAY WEEK MONTH**TRUCKS AND TRAILERS - OFF-ROAD UTILITY PASSENGER VEHICLES

630	1130	CART TOUR 4 PASSENGER ELEC	\$130	\$315	\$771
630	1150	CART TOUR 6 PASSENGER ELEC	\$145	\$350	\$855
630	1160	CART TOUR 6 PASSENGER GAS	\$145	\$350	\$855
630	1170	CART TOUR 8 PASSENGER GAS	\$180	\$445	\$1,226
630	1180	CART TOUR 8 PASSENGER W/CHAIR ACCESS GAS	\$180	\$445	\$1,226
630	1200	CART UTV 2 PASSENGER ELEC	\$155	\$360	\$850
630	1210	CART UTV 2 PASSENGER GAS	\$155	\$360	\$850
630	1220	CART UTV 2 PASSENGER GAS WITH CAB	\$170	\$390	\$950
630	1225	CART UTV 2 PASSENGER GAS OFF ROAD	\$145	\$455	\$1,392
630	1230	CART UTV 2 PASSENGER DSL	\$155	\$360	\$850
630	1240	CART UTV 2 PASSENGER DSL WITH CAB	\$170	\$390	\$950
630	1245	CART UTV 2 PASSENGER DSL FLATBED	\$155	\$360	\$850
630	1260	CART UTV 4 PASSENGER GAS	\$155	\$360	\$850
630	1265	CART UTV 4 PASSENGER GAS WITH CAB	\$170	\$390	\$950
630	1280	CART UTV 4 PASSENGER DSL	\$155	\$360	\$850
630	1290	CART UTV 4 PASSENGER DSL WITH CAB	\$170	\$390	\$950
630	1300	CART UTV 4 PASSENGER GAS FLATBED	\$155	\$360	\$850
630	1310	CART UTV 4 PASSENGER DSL FLATBED	\$155	\$360	\$850
630	1330	CART UTV W/FRONT TOOL CARRIER DSL CAB	\$525	\$1,550	\$3,400
630	1410	CART UTV 2 PASSENGER 2WD GAS ENTERTAIN	\$155	\$360	\$760
630	1415	CART UTV 2 PASSENGER 4WD GAS ENTERTAIN	\$155	\$360	\$850
630	1420	CART UTV 4 PASSENGER 4WD GAS ENTERTAIN	\$155	\$360	\$850
630	1425	CART UTV 2 PASSENGER 2WD GAS ENTERTAIN	\$155	\$360	\$850
630	2010	CART UTV SNOW PLOW 5 FT	\$55	\$110	\$340

TRUCKS AND TRAILERS - PASSENGER SHUTTLE BUSES

659	5550	BUS SHUTTLE GAS	\$285	\$1,040	\$1,950
659	5560	BUS SCHOOL DSL	\$285	\$1,040	\$1,950

TRUCKS AND TRAILERS - PASSENGER VANS

659	5490	VAN PASSENGER 8 GAS 1/2 T	\$125	\$563	\$1,496
659	5510	VAN PASSENGER 12 GAS 3/4-1 T W/ TOW PKG	\$125	\$563	\$1,496
659	5540	VAN PASSENGER 15 GAS 3/4-1 T W/ TOW PKG	\$135	\$625	\$1,646

TRUCKS AND TRAILERS - PICK-UP TRUCKS

659	5000	TRUCK PICKUP COMPACT	\$90	\$420	\$1,000
659	5010	TRUCK PICKUP 1/2 T STD 4WD GAS	\$90	\$420	\$1,000
659	5020	TRUCK PICKUP 1/2 T STD 2WD GAS	\$90	\$420	\$1,000
659	5030	TRUCK PICKUP 1/2 T SUP 4WD GAS	\$90	\$420	\$1,000
659	5040	TRUCK PICKUP 1/2 T SUP 2WD GAS	\$90	\$420	\$1,000
659	5050	TRUCK PICKUP 1/2 T CREW 4WD GAS	\$115	\$485	\$1,195
659	5060	TRUCK PICKUP 1/2 T CREW 2WD GAS	\$115	\$485	\$1,195
659	5070	TRUCK PICKUP 3/4 T STD 4WD GAS	\$150	\$510	\$1,250

OMNIA GOLD 2019

*Customer agrees to keep confidential the information contained herein and not to reproduce or disclose any such information, in whole or in part, to any individual or entity, without the prior written consent of Herc Rentals. Customer and Herc hereby agree to the equipment and pricing as detailed herein and Customer agrees to be responsible for all applicable fees and charges as published at HercRentals.com, including, without limitation, environmental and emissions, refueling, vehicle licensing fees and transportation charges. Any equipment that is ordered by or on behalf of Customer locally at a Herc branch or other such location, that is not on the list of equipment in this schedule, will be negotiated locally at time of rental, up to an amount not to exceed the then-current list price for a standard rental shift, plus any additional hours, as published at HercRentals.com. Herc may at its sole discretion modify or terminate any pricing herein with 30 days notice to customer.*

EFFECTIVE DATES: FROM: 01/01/2020 THROUGH: 12/31/2020

Pricing Schedule #:

20025

**CAT-CLASS DESCRIPTION****DAY WEEK MONTH**TRUCKS AND TRAILERS - PICK-UP TRUCKS

659	5080	TRUCK PICKUP 3/4 T STD 4WD DSL	\$150	\$510	\$1,250
659	5090	TRUCK PICKUP 3/4 T STD 2WD GAS	\$150	\$510	\$1,250
659	5100	TRUCK PICKUP 3/4 T STD 2WD GAS LIFT GATE	\$150	\$510	\$1,250
659	5120	TRUCK PICKUP 3/4 T SUP 4WD GAS	\$150	\$510	\$1,250
659	5130	TRUCK PICKUP 3/4 T SUP 4WD DSL	\$150	\$510	\$1,250
659	5140	TRUCK PICKUP 3/4 T SUP 2WD GAS	\$150	\$510	\$1,250
659	5150	TRUCK PICKUP 3/4 T SUP 2WD DSL	\$150	\$510	\$1,250
659	5160	TRUCK PICKUP 3/4 T CREW 4WD GAS	\$150	\$630	\$1,395
659	5170	TRUCK PICKUP 3/4 T CREW 4WD DSL	\$150	\$630	\$1,395
659	5180	TRUCK PICKUP 3/4 T CREW 2WD GAS	\$150	\$630	\$1,395
659	5200	TRUCK PICKUP 1 T STD 4WD GAS	\$166	\$695	\$1,495
659	5220	TRUCK PICKUP 1 T SUP 4WD GAS	\$166	\$695	\$1,495
659	5240	TRUCK PICKUP 1 T CREW 4WD GAS	\$195	\$765	\$1,595
659	5250	TRUCK PICKUP 1 T CREW 4WD DSL	\$195	\$765	\$1,595
659	5370	TRUCK SERVICE 1-1/2-2 T STD 4WD GAS	\$428	\$1,125	\$3,040
659	5970	TRUCK CONTRACTOR 1-1/2-2 T STD 2WD DSL	\$360	\$990	\$2,655

TRUCKS AND TRAILERS - SERVICE TRUCKS

659	5330	TRUCK SERVICE 3/4-1 T STD 4WD GAS	\$356	\$945	\$2,400
659	5340	TRUCK SERVICE 3/4-1 T STD 4WD DSL	\$356	\$945	\$2,400
659	5350	TRUCK SERVICE 3/4-1 T STD 2WD GAS	\$356	\$945	\$2,400
659	5380	TRUCK SERVICE 1-1/2-2 T STD 4WD DSL	\$428	\$1,125	\$3,040
659	5425	TRUCK SERVICE 3/4-1 T CREW 4WD GAS	\$356	\$950	\$2,460
659	5440	TRUCK SERVICE 1-1/2-2 T CREW 4WD DSL	\$451	\$1,166	\$3,200
659	5450	TRUCK SERVICE 1-1/2-2 T CREW 2WD DSL	\$451	\$1,166	\$3,200
659	5840	TRUCK STKBD HI-RAIL STD 2WD DSL	\$451	\$1,166	\$3,500

TRUCKS AND TRAILERS - SPECIALTY TRAILERS

610	1430	TRAILER PIPE DOLLY	\$90	\$360	\$810
610	2580	TRAILER TOOL ENCLOSED 8X44 25000 LBS	\$720	\$1,800	\$5,400
610	2585	TRAILER TOOL CRIB ENCLOSED 45-53 FT	\$315	\$945	\$2,835

TRUCKS AND TRAILERS - SPECIALTY TRUCKS

659	6245	TRUCK STREET SWEEPER DSL	\$1,710	\$4,427	\$13,675
659	6470	TRUCK ASPHALT DISTRIBUTOR 2000 GAL	\$750	\$1,852	\$5,281
659	6480	TRUCK FORESTRY MOBILE CRANE	\$750	\$1,852	\$5,281

TRUCKS AND TRAILERS - STAKE BODY TRUCKS

659	5600	TRUCK STKBD 12 FT 3/4-1 T STD 4WD GAS	\$200	\$715	\$1,600
659	5610	TRUCK STKBD 12 FT 3/4-1 T STD 4WD DSL	\$200	\$715	\$1,600
659	5620	TRUCK STKBD 12 FT 3/4-1 T STD 2WD GAS	\$200	\$715	\$1,600
659	5630	TRUCK STKBD 12 FT 1-1/2-2 T STD 4WD GAS	\$235	\$795	\$1,675
659	5640	TRUCK STKBD 12 FT 1-1/2-2 T STD 4WD DSL	\$235	\$795	\$1,675

OMNIA GOLD 2019

*Customer agrees to keep confidential the information contained herein and not to reproduce or disclose any such information, in whole or in part, to any individual or entity, without the prior written consent of Herc Rentals. Customer and Herc hereby agree to the equipment and pricing as detailed herein and Customer agrees to be responsible for all applicable fees and charges as published at HercRentals.com, including, without limitation, environmental and emissions, refueling, vehicle licensing fees and transportation charges. Any equipment that is ordered by or on behalf of Customer locally at a Herc branch or other such location, that is not on the list of equipment in this schedule, will be negotiated locally at time of rental, up to an amount not to exceed the then-current list price for a standard rental shift, plus any additional hours, as published at HercRentals.com. Herc may at its sole discretion modify or terminate any pricing herein with 30 days notice to customer.*

EFFECTIVE DATES: FROM: 01/01/2020 THROUGH: 12/31/2020

Pricing Schedule #:

20025

**CAT-CLASS DESCRIPTION****DAY WEEK MONTH**TRUCKS AND TRAILERS - STAKE BODY TRUCKS

659	5650	TRUCK STKBD 12 FT 1-1/2-2 T STD 2WD GAS	\$235	\$795	\$1,675
659	5660	TRUCK STKBD 12 FT 1-1/2-2 T STD 2WD DSL	\$235	\$795	\$1,675
659	5680	TRUCK STKBD 12 FT 3/4-1 T CREW 4WD GAS	\$265	\$801	\$1,800
659	5690	TRUCK STKBD 12 FT 3/4-1 T CREW 4WD DSL	\$265	\$801	\$1,800
659	5700	TRUCK STKBD 12 FT 3/4-1 T CREW 2WD GAS	\$265	\$801	\$1,800
659	5710	TRUCK STKBD 12 FT 3/4-1 T CREW 2WD DSL	\$265	\$801	\$1,800
659	5725	TRUCK STKBD 12 FT 1-1/2-2 T CREW 4WD GAS	\$300	\$931	\$1,900
659	5730	TRUCK STKBD 12 FT 1-1/2-2 T CREW 4WD DSL	\$300	\$931	\$1,900
659	5735	TRUCK STKBD 12 FT 1-1/2-2 T CREW 2WD GAS	\$300	\$931	\$1,900
659	5740	TRUCK STKBD 12 FT 1-1/2-2 T CREW 2WD DSL	\$300	\$931	\$1,900
659	5770	TRUCK STKBD 16 FT 1-1/2-2 T STD 2WD DSL	\$320	\$948	\$2,200
659	5780	TRUCK STKBD 16 FT 2-1/2-3 T STD 4WD DSL	\$340	\$1,039	\$2,200
659	5790	TRUCK STKBD 22 FT 2-1/2-3 T STD 2WD GAS	\$360	\$1,061	\$2,700
659	5800	TRUCK STKBD 22 FT 2-1/2-3 T STD 2WD DSL	\$360	\$1,061	\$2,700
659	5810	TRUCK RACK 18 FT 2-1/2-3 T CREW DSL	\$618	\$1,663	\$4,465
659	5870	VAN KUV UTLTY GAS 1 TON	\$225	\$750	\$1,600
659	5880	TRUCK UTLTY 3/4-1 T STD-SUP 4WD GAS	\$225	\$750	\$1,690
659	5890	TRUCK UTLTY 3/4-1 T STD-SUP 4WD DSL	\$245	\$775	\$1,740
659	5900	TRUCK UTLTY 3/4-1 T STD-SUP 2WD GAS	\$225	\$750	\$1,690
659	5920	TRUCK UTLTY 3/4-1 T CREW 4WD GAS	\$295	\$825	\$1,975
659	5930	TRUCK UTLTY 3/4-1 T CREW 2WD GAS	\$295	\$825	\$1,975
659	5935	TRUCK UTLTY 1 T CREW 2WD W/CRANE GAS	\$618	\$1,663	\$4,465
659	5940	TRUCK UTLTY 1-1/2-2 T STD-SUP 4WD DSL	\$360	\$895	\$2,250
659	5945	TRUCK UTLTY 1-1/2-2 T STD-SUP 4WD GAS	\$295	\$825	\$2,100
659	5950	TRUCK UTLTY 1-1/2-2 T CREW 4WD DSL	\$320	\$931	\$2,300
659	5960	TRUCK UTLTY 1-1/2-2 T CREW 2WD DSL	\$360	\$895	\$2,250

TRUCKS AND TRAILERS - STORAGE TRAILERS

610	2520	TRAILER ENCLOSED 6X12 3000 LB	\$100	\$400	\$849
610	2530	TRAILER ENCLOSED 6X12 7000 LB	\$110	\$439	\$933
610	2550	TRAILER ENCLOSED 8X20 7000 LB	\$130	\$518	\$1,102
610	2570	TRAILER REMEDIATION ENCLOSED 8X20 9995LB	\$135	\$338	\$956
610	2590	TRAILER ENCLOSED 8X53	\$108	\$324	\$765
610	2600	TRAILER OPEN TOP BOX 5X8 3000 LB	\$45	\$170	\$360
610	2610	TRAILER OPEN TOP BOX 5X10 3000 LB	\$50	\$187	\$396
610	2615	TRAILER OPEN TOP BOX 5X12 3000 LB	\$54	\$204	\$432
610	2620	TRAILER OPEN TOP BOX 6X10 3000 LB	\$59	\$221	\$468
610	2640	TRAILER OPEN TOP BOX 5X12 10000 LB	\$68	\$270	\$574
610	2780	CONTAINER 8FT X 8FT REFRIGERATED STORAGE	\$95	\$190	\$600
610	2790	CONTAINER 10 FT STORAGE	\$11	\$46	\$128
610	2800	CONTAINER 16 FT STORAGE	\$11	\$46	\$128
610	2801	CONTAINER 16 FT KARGO KING	\$30	\$120	\$285

OMNIA GOLD 2019

*Customer agrees to keep confidential the information contained herein and not to reproduce or disclose any such information, in whole or in part, to any individual or entity, without the prior written consent of Herc Rentals. Customer and Herc hereby agree to the equipment and pricing as detailed herein and Customer agrees to be responsible for all applicable fees and charges as published at HercRentals.com, including, without limitation, environmental and emissions, refueling, vehicle licensing fees and transportation charges. Any equipment that is ordered by or on behalf of Customer locally at a Herc branch or other such location, that is not on the list of equipment in this schedule, will be negotiated locally at time of rental, up to an amount not to exceed the then-current list price for a standard rental shift, plus any additional hours, as published at HercRentals.com. Herc may at its sole discretion modify or terminate any pricing herein with 30 days notice to customer.*

EFFECTIVE DATES: FROM: 01/01/2020 THROUGH: 12/31/2020

Pricing Schedule #:

20025

**CAT-CLASS DESCRIPTION****DAY WEEK MONTH**TRUCKS AND TRAILERS - STORAGE TRAILERS

610	2810	CONTAINER 20 FT STORAGE	\$11	\$46	\$128
610	2815	CONTAINER 20 FT STORAGE DOUBLE DOOR	\$14	\$57	\$143
610	2820	CONTAINER 24 FT STORAGE	\$29	\$114	\$285
610	2840	CONTAINER 40 FT STORAGE	\$19	\$76	\$190
610	2845	CONTAINER 40 FT STORAGE DOUBLE DOOR	\$24	\$95	\$238
610	2900	CONTAINER 20 FT OFFICE	\$24	\$110	\$428
610	3000	TRAILER SHADE 10 FT	\$48	\$143	\$428

TRUCKS AND TRAILERS - SUVs

659	5580	SUV GAS	\$100	\$405	\$1,195
-----	------	---------	-------	-------	---------

TRUCKS AND TRAILERS - TILT TRAILERS

610	1760	TRAILER TILT 2-3000 LB	\$35	\$129	\$311
610	1766	TRAILER TILT 6-7000 LB	\$53	\$193	\$466
610	1770	TRAILER TILT 10000 LB	\$81	\$225	\$475
610	1775	TRAILER TILT 12-13000 LB	\$109	\$309	\$580
610	1780	TRAILER TILT 14-15000 LB	\$113	\$319	\$600
610	1781	TRAILER TILT 15000 LB 4FT FIXED TOP DECK	\$144	\$408	\$768
610	1785	TRAILER TILT 16-17000 LB	\$149	\$423	\$796
610	1800	TRAILER TILT 25-26000 LB	\$232	\$659	\$1,240

TRUCKS AND TRAILERS - TRAFFIC BARRIERS

660	2010	VEHICLE BARRIER	\$135	\$600	\$1,575
660	2015	VEHICLE BARRIER POSITIONING CART	\$45	\$200	\$563

TRUCKS AND TRAILERS - TRAFFIC MONITORING

660	1100	RADAR SPEED MONITORING TRAILER	\$45	\$120	\$338
-----	------	--------------------------------	------	-------	-------

TRUCKS AND TRAILERS - UTILITY TRAILERS

610	1059	TRAILER UTILITY PAN 3000 LB	\$45	\$170	\$360
610	1060	TRAILER UTILITY 3000 LB	\$45	\$170	\$360
610	1070	TRAILER UTILITY 5-6000 LB	\$59	\$221	\$468
610	1350	TRAILER STUMP GRINDER	\$45	\$170	\$360
610	1370	TRAILER TRENCHER	\$45	\$170	\$360
610	1390	TRAILER TILLER	\$45	\$170	\$360
610	1401	TRAILER CART OFF ROAD 1000LB	\$68	\$255	\$600

TRUCKS AND TRAILERS - VACUUM & POTHOLER TRAILERS

610	2455	TRAILER VACUUM EXC SYSTEM 500 GAL GAS	\$575	\$1,800	\$5,500
610	2460	TRAILER VACUUM EXC SYSTEM 500 GAL DSL	\$600	\$1,900	\$6,300

TRUCKS AND TRAILERS - WATER TRAILERS

610	2420	TRAILER WATER 500 GALLON	\$135	\$480	\$945
-----	------	--------------------------	-------	-------	-------

OMNIA GOLD 2019

*Customer agrees to keep confidential the information contained herein and not to reproduce or disclose any such information, in whole or in part, to any individual or entity, without the prior written consent of Herc Rentals. Customer and Herc hereby agree to the equipment and pricing as detailed herein and Customer agrees to be responsible for all applicable fees and charges as published at HercRentals.com, including, without limitation, environmental and emissions, refueling, vehicle licensing fees and transportation charges. Any equipment that is ordered by or on behalf of Customer locally at a Herc branch or other such location, that is not on the list of equipment in this schedule, will be negotiated locally at time of rental, up to an amount not to exceed the then-current list price for a standard rental shift, plus any additional hours, as published at HercRentals.com. Herc may at its sole discretion modify or terminate any pricing herein with 30 days notice to customer.*

EFFECTIVE DATES: FROM: 01/01/2020 THROUGH: 12/31/2020

Pricing Schedule #:

20025

**CAT-CLASS DESCRIPTION****DAY WEEK MONTH**TRUCKS AND TRAILERS - WATER TRAILERS

610	2430	TRAILER WATER 800 GALLON	\$180	\$640	\$1,225
-----	------	--------------------------	-------	-------	---------

TRUCKS AND TRAILERS - WATER TRUCKS

659	6030	TRUCK WATER 2000 GALLON GAS	\$450	\$1,350	\$2,600
659	6040	TRUCK WATER 2000 GALLON DSL	\$450	\$1,350	\$2,600
659	6050	TRUCK WATER 4000 GALLON DSL	\$565	\$1,900	\$4,200
659	6052	TRUCK WATER 4000 GALLON DSL 6X6	\$1,500	\$3,600	\$9,500

AIR COMPRESSORS ELEC >25CFM - ELECTRIC

140	1705	COMPRESSOR ROTARY 1500CFM 2300V ELEC	\$698	\$1,925	\$5,200
-----	------	--------------------------------------	-------	---------	---------

BOOMS 100'S AND ABOVE - STRAIGHTMAST BOOM LIFTS

410	4401	BOOM STRAIGHT 120FT JIB 4WD BLK DSL	\$1,330	\$3,360	\$7,555
410	4421	BOOM STRAIGHT 135FT JIB BLK DSL	\$1,470	\$3,920	\$8,250

BOOMS 40'S AND UNDER - ARTICULATED BOOM LIFTS

410	3081	BOOM ARTICULATED 45FT JIB BLK DF	\$305	\$645	\$1,575
-----	------	----------------------------------	-------	-------	---------

BOOMS 40'S AND UNDER - STRAIGHTMAST BOOM LIFTS

410	4041	BOOM STRAIGHT 40FT BLK DSL	\$305	\$645	\$1,575
410	4091	BOOM STRAIGHT 45FT JIB BLK DSL	\$305	\$645	\$1,575

BOOMS 60'S - ARTICULATED BOOM LIFTS

410	3181	BOOM ARTICULATED 60FT JIB BLK DF	\$380	\$875	\$2,200
410	3191	BOOM ARTICULATED 60FT BLK DSL	\$380	\$875	\$2,200

BOOMS 60'S - STRAIGHTMAST BOOM LIFTS

410	4141	BOOM STRAIGHT 60FT BLK DSL	\$380	\$875	\$2,200
410	4151	BOOM STRAIGHT 60FT JIB BLK DSL	\$380	\$875	\$2,200

BOOMS 80'S - STRAIGHTMAST BOOM LIFTS

410	4221	BOOM STRAIGHT 80FT BLK DSL	\$736	\$1,685	\$3,995
410	4301	BOOM STRAIGHT 85FT JIB BLK DSL	\$771	\$1,745	\$4,095

BOOMS ELECTRIC - STRAIGHTMAST BOOM LIFTS

410	2501	BOOM STRAIGHT 60FT JIB BLK ELEC	\$515	\$1,295	\$2,800
-----	------	---------------------------------	-------	---------	---------

BULK & MISCELLANEOUS

553	0002	CIRCUIT BREAKER, 480V/20A	\$7	\$19	\$49
553	0004	CIRCUIT BREAKER, 480V/40A	\$13	\$34	\$97
553	0005	CIRCUIT BREAKER, 480V/50A	\$5	\$11	\$30
553	0009	CIRCUIT BREAKER 480V 80A	\$27	\$81	\$243
553	0010	CIRCUIT BREAKER, 480V/100A	\$39	\$80	\$124

OMNIA GOLD 2019

*Customer agrees to keep confidential the information contained herein and not to reproduce or disclose any such information, in whole or in part, to any individual or entity, without the prior written consent of Herc Rentals. Customer and Herc hereby agree to the equipment and pricing as detailed herein and Customer agrees to be responsible for all applicable fees and charges as published at HercRentals.com, including, without limitation, environmental and emissions, refueling, vehicle licensing fees and transportation charges. Any equipment that is ordered by or on behalf of Customer locally at a Herc branch or other such location, that is not on the list of equipment in this schedule, will be negotiated locally at time of rental, up to an amount not to exceed the then-current list price for a standard rental shift, plus any additional hours, as published at HercRentals.com. Herc may at its sole discretion modify or terminate any pricing herein with 30 days notice to customer.*

EFFECTIVE DATES: FROM: 01/01/2020 THROUGH: 12/31/2020

Pricing Schedule #:

20025

## CAT-CLASS DESCRIPTION

DAY WEEK MONTH

## BULK &amp; MISCELLANEOUS

553	0015	CIRCUIT BREAKER, 480V/225A	\$50	\$92	\$148
553	0025	CIRCUIT BREAKER 600V / 400A	\$84	\$142	\$296
553	0027	CIRCUIT BREAKER 600V / 600A	\$99	\$160	\$325
553	0030	CIRCUIT BREAKER 600V / 200A	\$9	\$22	\$60
553	0035	CIRCUIT BREAKER 600V / 100A	\$5	\$14	\$41
553	0040	CIRCUIT BREAKER 600V / 60A	\$5	\$14	\$41
553	0045	CIRCUIT BREAKER 600V / 30A	\$5	\$14	\$41
553	0050	CIRCUIT BREAKER 600V / 250A	\$7	\$22	\$63
553	0055	CIRCUIT BREAKER 600V / 150A	\$9	\$9	\$23
553	0060	CIRCUIT BREAKER 600V / 125A	\$77	\$131	\$284
553	0061	ADJ CIRCUIT BREAKER 600V 70-250A	\$27	\$72	\$198
554	0020	POWER STRIP 6X20A OUTLET 6'	\$7	\$7	\$16
610	1005	TRAILER LANDSCAPE 5X8 1500 LB	\$45	\$170	\$360
779	2201	CHILLER LOOP HOSE 2X10 W/CAMLOCKS	\$7	\$14	\$23
779	2205	CHILLER LOOP HOSE 2X25 W/CAMLOCKS	\$9	\$18	\$36
779	2401	CHILLER LOOP HOSE 4"X10' W/CAMLOCKS	\$10	\$20	\$60
779	2405	CHILLER LOOP HOSE 4"X25' W/CAMLOCKS	\$15	\$30	\$90
779	2501	CHILLER LOOP HOSE 6"X10' W/CAMLOCKS	\$20	\$40	\$120
779	2505	CHILLER LOOP HOSE 6"X25' W/CAMLOCKS	\$25	\$50	\$150
800	5005	ACCESSORY TOOL BOX CROSSBACK PICKUP	\$16	\$41	\$86
800	5007	ACCESSORY 50GAL DSL FUEL TANK W/PUMP	\$31	\$61	\$128
800	5010	ACCESSORY 100GAL DSL FUEL TANK W/PUMP	\$53	\$93	\$184
800	5011	ACCESSORY LUMBER/LADDER RACK F/PICKUP	\$18	\$55	\$165
800	5310	ACCESSORY BOOM/BASKET PROTECTIVE SYSTEM	\$135	\$135	\$135
902	1100	POINT F/TE-S DEMO HAMMER	\$7	\$21	\$63
902	1105	NARROW CHISEL F/TE-S DEMO HAMMER	\$7	\$21	\$63
902	1110	WIDE CHISEL F/TE-S DEMO HAMMER	\$9	\$27	\$79
902	1140	FLEX SCRAPER CHISEL F/TE-S HAMMER	\$23	\$67	\$199
902	5100	POINT F/BREAKER 1 SHANK	\$7	\$21	\$62
902	5105	NARROW CHISEL F/BREAKER 1 SHANK	\$7	\$21	\$62
902	5110	WIDE CHISEL F/BREAKER 1 SHANK	\$9	\$26	\$78
902	5125	CLAY SPADE F/BREAKER 1 SHANK	\$9	\$27	\$79
902	5200	POINT F/BREAKER 1-1/8 SHANK	\$9	\$26	\$78
902	5205	NARROW CHISEL F/BREAKER 1-1/8 SHANK	\$9	\$26	\$78
902	5210	WIDE CHISEL F/BREAKER 1-1/8 SHANK	\$9	\$26	\$78
902	5215	ASPHALT CUTTER F/BREAKER 1-1/8 SHANK	\$11	\$32	\$94
902	5225	CLAY SPADE F/BREAKER 1-1/8 SHANK	\$11	\$32	\$95
902	5300	POINT F/BREAKER 1-1/4 SHANK	\$9	\$26	\$78
902	5305	NARROW CHISEL F/BREAKER 1-1/4 SHANK	\$9	\$26	\$78
902	5400	MOIL POINT F/RCS CHIPPER	\$7	\$21	\$62
902	5405	NARROW CHISEL F/RCS CHIPPER	\$7	\$21	\$62
902	5430	BUSHING TOOL F/RCS CHIPPER	\$14	\$42	\$125

OMNIA GOLD 2019

*Customer agrees to keep confidential the information contained herein and not to reproduce or disclose any such information, in whole or in part, to any individual or entity, without the prior written consent of Herc Rentals. Customer and Herc hereby agree to the equipment and pricing as detailed herein and Customer agrees to be responsible for all applicable fees and charges as published at HercRentals.com, including, without limitation, environmental and emissions, refueling, vehicle licensing fees and transportation charges. Any equipment that is ordered by or on behalf of Customer locally at a Herc branch or other such location, that is not on the list of equipment in this schedule, will be negotiated locally at time of rental, up to an amount not to exceed the then-current list price for a standard rental shift, plus any additional hours, as published at HercRentals.com. Herc may at its sole discretion modify or terminate any pricing herein with 30 days notice to customer.*



EFFECTIVE DATES: FROM: 01/01/2020 THROUGH: 12/31/2020

Pricing Schedule #:

20025

## CAT-CLASS DESCRIPTION

DAY WEEK MONTH

## BULK &amp; MISCELLANEOUS

902	5505	NARROW CHISEL F/OCRS CHIPPER	\$7	\$22	\$65
902	5850	POINT F/JUMBO RIVET BUSTER	\$7	\$21	\$63
902	5855	CHISEL F/JUMBO RIVET BUSTER	\$7	\$21	\$63
902	6100	EACH CARBIDE SLIDE ON STRIPSERT LT	\$18	\$53	\$156
902	6102	EACH CARBIDE SLIDE ON STRIPSERT RT	\$18	\$53	\$156
902	6135	EACH DYMADOT DBL GRIND DOT PAD GRY 30GR	\$18	\$52	\$156
902	6170	EACH DYMASEG GRIND SEG GRY 18GR	\$18	\$52	\$156
902	6229	DIAMOND INSERTS F/FLOOR GRINDER	\$222	\$664	\$1,813
902	6243	CARBIDE GRINDING HEAD 17	\$78	\$234	\$704
902	6500	PRESSURE WASHER HOSE 3/8X50	\$4	\$12	\$34
902	6508	TELESCOPING WASHER WAND TO 12 FT	\$20	\$55	\$160
902	6517	COLD WATER PRESSURE WASHER GUN / WAND	\$5	\$16	\$49
902	6533	ROTARY SURFACE CLEANER 18-20 W/O WHLS	\$32	\$93	\$275
903	1000	DIAMOND HI SPD BLADE CONCRETE 12-16	\$23	\$66	\$197
903	1010	DIAMOND HI SPD BLADE ASPHALT 12-16	\$23	\$66	\$197
903	1050	DIAMOND ROAD SAW BLD CONCRETE 14-16	\$50	\$149	\$446
903	1060	DIAMOND ROAD SAW BLD ASPHALT 14-16	\$50	\$148	\$437
903	1070	DIAMOND ROAD SAW BLD CONCRETE 18-22	\$89	\$265	\$786
903	1080	DIAMOND ROAD SAW BLD ASPHALT 18-22	\$89	\$265	\$786
903	1090	DIAMOND ROAD SAW BLD CONCRETE 24-28	\$135	\$400	\$1,184
903	1100	DIAMOND ROAD SAW BLD ASPHALT 24-28	\$135	\$405	\$1,215
903	1110	DIAMOND ROAD SAW BLD CONCRETE 30-36	\$184	\$541	\$1,592
903	1120	DIAMOND ROAD SAW BLD ASPHALT 30-36	\$184	\$541	\$1,592
903	2070	DIAMOND CORE BIT 2	\$23	\$67	\$198
903	2080	DIAMOND CORE BIT 2-1/2	\$23	\$67	\$198
903	2085	DIAMOND CORE BIT 3	\$27	\$81	\$238
903	2090	DIAMOND CORE BIT 3-1/2	\$28	\$81	\$239
903	2095	DIAMOND CORE BIT 4	\$32	\$95	\$279
903	2100	DIAMOND CORE BIT 4-1/2	\$33	\$96	\$280
903	2110	DIAMOND CORE BIT 5	\$37	\$109	\$320
903	2125	DIAMOND CORE BIT 6	\$55	\$162	\$476
903	2150	DIAMOND CORE BIT 8	\$87	\$255	\$753
903	2170	DIAMOND CORE BIT 10	\$117	\$347	\$1,025
903	2180	DIAMOND CORE BIT 12	\$161	\$478	\$1,417
904	0010	SKIDSTEER AUGER EXTENSION 24	\$21	\$63	\$177
904	0020	SKIDSTEER AUGER EXTENSION 36	\$21	\$79	\$243
904	0030	SKIDSTEER AUGER EXTENSION 48	\$23	\$82	\$228
904	1015	SKIDSTEER AUGER BIT 6	\$33	\$113	\$279
904	1025	SKIDSTEER AUGER BIT 9	\$30	\$108	\$235
904	1035	SKIDSTEER AUGER BIT 12	\$35	\$126	\$263
904	1050	SKIDSTEER AUGER BIT 16	\$26	\$84	\$218
904	1055	SKIDSTEER AUGER BIT 18	\$39	\$140	\$292

OMNIA GOLD 2019

*Customer agrees to keep confidential the information contained herein and not to reproduce or disclose any such information, in whole or in part, to any individual or entity, without the prior written consent of Herc Rentals. Customer and Herc hereby agree to the equipment and pricing as detailed herein and Customer agrees to be responsible for all applicable fees and charges as published at HercRentals.com, including, without limitation, environmental and emissions, refueling, vehicle licensing fees and transportation charges. Any equipment that is ordered by or on behalf of Customer locally at a Herc branch or other such location, that is not on the list of equipment in this schedule, will be negotiated locally at time of rental, up to an amount not to exceed the then-current list price for a standard rental shift, plus any additional hours, as published at HercRentals.com. Herc may at its sole discretion modify or terminate any pricing herein with 30 days notice to customer.*

EFFECTIVE DATES: FROM: 01/01/2020 THROUGH: 12/31/2020

Pricing Schedule #:

20025

## CAT-CLASS DESCRIPTION

DAY WEEK MONTH

## BULK &amp; MISCELLANEOUS

DAY	WEEK	MONTH			
904	1065	SKIDSTEER AUGER BIT 24	\$45	\$143	\$337
904	1070	SKIDSTEER AUGER BIT 30	\$51	\$167	\$383
904	1075	SKIDSTEER AUGER BIT 36	\$64	\$201	\$477
911	4631	PIPE MOUNTING CLAMP F/HACKSAW 4-12 PIPE	\$38	\$149	\$575
911	6600	PUSH/PULL LAWN ROLLER 24	\$17	\$38	\$77
911	8188	MANUAL REBAR CUTTER / BENDER 5/8 CAP	\$27	\$81	\$243
912	0200	UNIV DIE HEAD F/535 & 300 1/8-2 RH NPT	\$11	\$32	\$97
912	1510	PIPE DOLLY	\$53	\$136	\$361
912	1520	TRISTAND PIPE VISE	\$18	\$54	\$162
912	3110	CABLE ROLLER FOR RIGTIGHT SYSTEM	\$5	\$11	\$28
912	4000	SKY WELDER, 280A	\$68	\$149	\$359
912	4500	WELDING CABLE EXTENSION 1/0X50	\$15	\$34	\$74
912	4503	WELDING CABLE EXTENSION 1/0X100	\$32	\$86	\$167
912	4506	WELDING CABLE W/ GROUND CLAMP 1/0X50	\$12	\$28	\$63
912	4509	WELDING CABLE W/ GROUND CLAMP 1/0X100	\$22	\$49	\$112
912	4530	WELDING CABLE EXTENSION 2/0X50	\$14	\$30	\$68
912	4533	WELDING CABLE EXTENSION 2/0X100	\$21	\$52	\$113
912	4536	WELDING CABLE W/ GROUND CLAMP 2/0X50	\$14	\$30	\$65
912	4542	WELDING CABLE WHIP W/GRND CLAMP 2/0	\$10	\$18	\$35
912	4545	WELDING CABLE W/ ROD HOLDER 2/0X50	\$14	\$30	\$66
912	4551	WELDING CABLE WHIP W/ROD HLDR 2/0	\$13	\$24	\$46
912	4604	REMOTE OUTPUT CONTROL 14 PIN X 100	\$21	\$42	\$82
912	4658	WELDER INVERTER CST RACK F/8 PACK	\$27	\$68	\$176
913	1006	CONTAINMENT BERM 4X4	\$15	\$35	\$100
913	1012	CONTAINMENT BERM 6X6	\$40	\$100	\$275
913	1015	CONTAINMENT BERM 6X8	\$40	\$100	\$275
913	1016	CONTAINMENT BERM 6X10	\$40	\$100	\$275
913	1018	CONTAINMENT BERM 6X14	\$40	\$100	\$275
913	1021	CONTAINMENT BERM 7X11	\$40	\$100	\$275
913	1022	CONTAINMENT BERM 7X14	\$40	\$100	\$275
913	1023	CONTAINMENT BERM 7X13	\$40	\$100	\$275
913	1024	CONTAINMENT BERM 8X8	\$45	\$110	\$300
913	1027	CONTAINMENT BERM 8X10	\$45	\$110	\$300
913	1030	CONTAINMENT BERM 8X12	\$45	\$110	\$300
913	1031	CONTAINMENT BERM 8X14	\$45	\$110	\$300
913	1033	CONTAINMENT BERM 8X16	\$45	\$110	\$300
913	1036	CONTAINMENT BERM 9X12	\$45	\$110	\$300
913	1037	CONTAINMENT BERM 9X18	\$45	\$110	\$300
913	1039	CONTAINMENT BERM 10X10	\$65	\$165	\$450
913	1042	CONTAINMENT BERM 10X12	\$65	\$165	\$450
913	1045	CONTAINMENT BERM 10X14	\$65	\$165	\$450
913	1048	CONTAINMENT BERM 10X20	\$65	\$165	\$450

OMNIA GOLD 2019

*Customer agrees to keep confidential the information contained herein and not to reproduce or disclose any such information, in whole or in part, to any individual or entity, without the prior written consent of Herc Rentals. Customer and Herc hereby agree to the equipment and pricing as detailed herein and Customer agrees to be responsible for all applicable fees and charges as published at HercRentals.com, including, without limitation, environmental and emissions, refueling, vehicle licensing fees and transportation charges. Any equipment that is ordered by or on behalf of Customer locally at a Herc branch or other such location, that is not on the list of equipment in this schedule, will be negotiated locally at time of rental, up to an amount not to exceed the then-current list price for a standard rental shift, plus any additional hours, as published at HercRentals.com. Herc may at its sole discretion modify or terminate any pricing herein with 30 days notice to customer.*



EFFECTIVE DATES: FROM: 01/01/2020 THROUGH: 12/31/2020

Pricing Schedule #:

20025

## CAT-CLASS DESCRIPTION

DAY WEEK MONTH

## BULK &amp; MISCELLANEOUS

DAY	WEEK	MONTH			
913	1051	CONTAINMENT BERM 12X12	\$65	\$165	\$450
913	1054	CONTAINMENT BERM 12X16	\$65	\$165	\$450
913	1057	CONTAINMENT BERM 12X20	\$90	\$220	\$600
913	1060	CONTAINMENT BERM 12X25	\$90	\$220	\$600
913	1065	CONTAINMENT BERM 12X36	\$110	\$280	\$750
913	1068	CONTAINMENT BERM 12X50	\$110	\$280	\$750
913	1508	DIESEL EXHST SCRUBBER 91-130 HP	\$71	\$182	\$389
913	2208	NON FLAM FUEL TRANSFER TANK 75-110 GAL	\$88	\$97	\$113
913	2236	FUEL TANK 500 GALLON	\$87	\$236	\$692
913	2250	PROPANE TANK 5 GAL/20#	\$13	\$31	\$67
913	2252	PROPANE TANK 7 GAL/30#	\$15	\$35	\$65
913	2254	FORKLIFT PROPANE TANK 8 GAL/33#	\$13	\$39	\$80
913	2256	PROPANE TANK 10 GAL/40#	\$18	\$44	\$89
913	2260	PROPANE TANK 25 GAL/100#	\$13	\$44	\$89
913	2512	WORKSTATION PORTABLE	\$25	\$112	\$321
913	2550	TRUCK ACCESSORY/UTILITY RACK	\$23	\$49	\$115
913	2560	PICK UP TRUCK CAP/COVER	\$28	\$54	\$128
913	2630	HOSE & PIPE STORAGE RACK	\$18	\$41	\$98
913	2700	GPS EQUIPPED BASIC SERVICE	\$19	\$29	\$87
913	2720	PUMP MONITOR KIT: MODEM/SOLAR PANL	\$46	\$91	\$189
913	3052	SAFETY HARNESS & LANYARD KIT	\$22	\$44	\$123
913	3060	ZIP WALL PACKAGE 4X12 POLES/2 ZIPPER	\$20	\$35	\$70
913	3070	EYEWASH STATION	\$41	\$122	\$356
913	3415	TRAFFIC SIGN ROAD WORK AHEAD	\$19	\$55	\$111
913	3478	TRAFFIC SIGN SIDEWALK CLOSED	\$22	\$66	\$131
913	3703	REFL TRAFFIC BARRICADE W/O FLASHER 24	\$8	\$16	\$34
913	3704	REFL TRAFFIC BARRICADE W/FLASHER 24	\$11	\$19	\$38
913	3712	REFL TRAFFIC DELINEATOR W/BASE 42	\$5	\$11	\$22
913	3747	TRAFFIC CONE	\$4	\$9	\$18
913	3760	WATER FILLED TRAFFIC BARRICADE ORANGE	\$23	\$46	\$116
913	3762	WATER FILLED TRAFFIC BARRICADE WHITE	\$11	\$32	\$93
913	3766	WATER/CABLE TRAFFIC TL1/TL2 BARRICADE OR	\$23	\$46	\$116
913	3767	WATER/CABLE TRAFFIC TL1/TL2 BARRICADE WH	\$25	\$55	\$160
913	3770	PEDESTRIAN BARRICADE ADA ORG 72X38	\$10	\$25	\$80
913	3771	PEDESTRIAN BARRICADE WHT 72X38	\$10	\$25	\$80
913	3780	WATER BARRICADE FENCE PANEL 4X6	\$5	\$20	\$50
913	3782	WATER BARRICADE SINGLE GATE 6X6 COMPLETE	\$10	\$25	\$70
913	3830	CROWD CONTROL BARRICADE 48X8	\$10	\$23	\$68
913	3860	NOISE REDUCTION WALL PANEL 81X52IN	\$10	\$20	\$55
913	4004	COMBINATION HITCH PINTLE & 2 BALL	\$13	\$37	\$77
913	4006	COMBINATION HITCH PINTLE & 2-5/16 BALL	\$13	\$30	\$77
913	4106	TIE DOWN BINDER CHAIN G7 3/8 10-16	\$10	\$24	\$57

OMNIA GOLD 2019

Customer agrees to keep confidential the information contained herein and not to reproduce or disclose any such information, in whole or in part, to any individual or entity, without the prior written consent of Herc Rentals. Customer and Herc hereby agree to the equipment and pricing as detailed herein and Customer agrees to be responsible for all applicable fees and charges as published at HercRentals.com, including, without limitation, environmental and emissions, refueling, vehicle licensing fees and transportation charges. Any equipment that is ordered by or on behalf of Customer locally at a Herc branch or other such location, that is not on the list of equipment in this schedule, will be negotiated locally at time of rental, up to an amount not to exceed the then-current list price for a standard rental shift, plus any additional hours, as published at HercRentals.com. Herc may at its sole discretion modify or terminate any pricing herein with 30 days notice to customer.

EFFECTIVE DATES: FROM: 01/01/2020 THROUGH: 12/31/2020

Pricing Schedule #:

20025

## CAT-CLASS DESCRIPTION

DAY WEEK MONTH

## BULK &amp; MISCELLANEOUS

DAY	WEEK	MONTH			
913	4110	TIE DOWN BINDER CHAIN G7 3/8X20	\$8	\$15	\$27
913	4122	RATCHET LOAD BINDER F/3/8-1/2 CHAIN	\$9	\$19	\$38
913	4502	ROAD PLATE 5X8	\$106	\$210	\$632
913	4504	ROAD PLATE 5X10	\$52	\$136	\$363
913	4508	ROAD PLATE 8X10	\$46	\$130	\$365
913	4516	ROAD PLATE 8X20	\$101	\$252	\$697
913	5130	LED AREA LIGHT W/TRIPOD	\$41	\$124	\$373
913	5134	LED WORK LIGHT W/TRIPOD DUAL HEAD	\$41	\$81	\$167
913	5152	EXP PRF LED AREA LIGHT 75W 120V	\$90	\$270	\$675
913	5210	TEMPORARY LIGHT STRING 50	\$12	\$30	\$75
913	5212	TEMPORARY LIGHT STRING 100	\$26	\$78	\$166
920	1003	INCREASER / REDUCER 3X2	\$7	\$14	\$34
920	1009	INCREASER / REDUCER 4X3	\$10	\$23	\$63
920	1024	INCREASER / REDUCER 6X3	\$17	\$49	\$144
920	1027	INCREASER / REDUCER 6X4	\$19	\$56	\$165
920	1039	INCREASER / REDUCER 8X6	\$23	\$26	\$31
920	1054	INCREASER / REDUCER 10X8	\$19	\$55	\$153
920	1066	INCREASER / REDUCER 12X6	\$57	\$63	\$188
920	1069	INCREASER / REDUCER 12X8	\$24	\$70	\$209
920	1072	INCREASER / REDUCER 12X10	\$24	\$69	\$208
920	1095	INCREASER / REDUCER 14X12	\$8	\$24	\$70
920	1115	INCREASER / REDUCER 16X12	\$41	\$119	\$342
920	1130	INCREASER / REDUCER 18X12	\$18	\$37	\$107
920	1159	INCREASER / REDUCER 20X18	\$33	\$98	\$291
920	2018	PIPE 90 DEG ELL 4 IN BY VARIOUS OUTPUT	\$6	\$11	\$26
920	2024	PIPE 90 DEG ELL 6 IN BY VARIOUS OUTPUT	\$10	\$18	\$42
920	2028	PIPE 45 DEG ELL 8 IN BY VARIOUS OUTPUT	\$26	\$27	\$29
920	2030	PIPE 90 DEG ELL 8 IN BY VARIOUS OUTPUT	\$25	\$43	\$98
920	2036	PIPE 90 DEG ELL 10 IN BY VARIOUS OUTPUT	\$23	\$65	\$193
920	2040	PIPE 45 DEG ELL 12 IN BY VARIOUS OUTPUT	\$73	\$78	\$94
920	2042	PIPE 90 DEG ELL 12 IN BY VARIOUS OUTPUT	\$27	\$78	\$235
920	2109	PIPE TEE 4 IN BY VARIOUS OUTPUT	\$13	\$34	\$99
920	2112	PIPE TEE 6 IN BY VARIOUS OUTPUT	\$11	\$29	\$82
920	2115	PIPE TEE 8 IN BY VARIOUS OUTPUT	\$13	\$35	\$106
920	2121	PIPE TEE 12 IN BY VARIOUS OUTPUT	\$253	\$253	\$260
920	2168	PIPE WYE 12 IN BY VARIOUS OUTPUT	\$22	\$53	\$140
920	2334	PIPE ADAPTER 6 FLANGE X F NPT	\$14	\$39	\$116
920	2340	PIPE ADAPTER 8 FLANGE X F BAUER	\$22	\$25	\$29
920	2341	PIPE ADAPTER 8 FLANGE X M BAUER	\$23	\$26	\$30
920	2772	PIPE ADAPTER 4 F CAM X F NPT TYPE D	\$6	\$14	\$37
920	3309	SUCTION HOSE STRAINER 4	\$19	\$56	\$164
920	3312	SUCTION HOSE STRAINER 6	\$21	\$35	\$64

OMNIA GOLD 2019

Customer agrees to keep confidential the information contained herein and not to reproduce or disclose any such information, in whole or in part, to any individual or entity, without the prior written consent of Herc Rentals. Customer and Herc hereby agree to the equipment and pricing as detailed herein and Customer agrees to be responsible for all applicable fees and charges as published at HercRentals.com, including, without limitation, environmental and emissions, refueling, vehicle licensing fees and transportation charges. Any equipment that is ordered by or on behalf of Customer locally at a Herc branch or other such location, that is not on the list of equipment in this schedule, will be negotiated locally at time of rental, up to an amount not to exceed the then-current list price for a standard rental shift, plus any additional hours, as published at HercRentals.com. Herc may at its sole discretion modify or terminate any pricing herein with 30 days notice to customer.

EFFECTIVE DATES: FROM: 01/01/2020 THROUGH: 12/31/2020

Pricing Schedule #:

20025

## CAT-CLASS DESCRIPTION

DAY WEEK MONTH

## BULK &amp; MISCELLANEOUS

DAY	WEEK	MONTH			
920	3315	SUCTION HOSE STRAINER 8	\$16	\$47	\$137
920	3509	WATER PIPE / HOSE MANIFOLD 4	\$32	\$91	\$271
920	3512	WATER PIPE / HOSE MANIFOLD 6	\$43	\$127	\$336
920	3515	WATER PIPE / HOSE MANIFOLD 8	\$46	\$136	\$425
920	3521	WATER PIPE / HOSE MANIFOLD 12	\$93	\$229	\$637
920	3610	PUMP CONTROL PANEL AUTOMATIC	\$18	\$54	\$163
920	3620	PUMP CONTROL PANEL MANUAL	\$14	\$38	\$113
920	3640	WATER PUMP FLOAT SWITCH SINGLE	\$5	\$14	\$41
920	3650	SUBMERSIBLE PUMP RAFT	\$38	\$111	\$341
920	3680	MAGNETIC GPM FLOW METER INDICATOR/TOTAL	\$57	\$170	\$510
920	4215	GATE VALVE 4	\$32	\$91	\$138
920	4220	GATE VALVE 6	\$29	\$86	\$254
920	4225	GATE VALVE 8	\$22	\$58	\$153
920	4230	GATE VALVE 10	\$35	\$41	\$121
920	4235	GATE VALVE 12	\$16	\$44	\$130
920	4340	CHECK VALVE 8	\$9	\$26	\$77
920	4406	FLANGED BLEEDER VALVE 6	\$14	\$24	\$56
920	6003	KANAFLEX SUCTION HOSE CAM CPLNG 2X20	\$8	\$22	\$65
920	6006	KANAFLEX SUCTION HOSE CAM CPLNG 3X20	\$10	\$28	\$82
920	6009	KANAFLEX SUCTION HOSE CAM CPLNG 4X20	\$13	\$39	\$114
920	6011	KANAFLEX SUCTION HOSE CAM CPLNG 6X10	\$23	\$63	\$176
920	6012	KANAFLEX SUCTION HOSE CAM CPLNG 6X20	\$43	\$108	\$285
920	6014	KANAFLEX SUCTION HOSE CAM CPLNG 8X10	\$37	\$106	\$320
920	6015	KANAFLEX SUCTION HOSE CAM CPLNG 8X20	\$55	\$170	\$485
920	6029	KANAFLEX SUCTION HOSE BAUER CPLNG 4X20	\$20	\$59	\$175
920	6032	KANAFLEX SUCTION HOSE BAUER CPLNG 6X20	\$34	\$97	\$293
920	6035	KANAFLEX SUCTION HOSE BAUER CPLNG 8X20	\$81	\$176	\$432
920	6040	KANAFLEX SUCTION HOSE BAUER CPLNG 12X10	\$51	\$150	\$446
920	6041	KANAFLEX SUCTION HOSE BAUER CPLNG 12X20	\$94	\$276	\$828
920	6203	PVC SUCTION HOSE CAM CPLNG 2X20	\$15	\$40	\$79
920	6206	PVC SUCTION HOSE CAM CPLNG 3X20	\$20	\$51	\$115
920	6209	PVC SUCTION HOSE CAM CPLNG 4X20	\$27	\$57	\$118
920	6212	PVC SUCTION HOSE CAM CPLNG 6X20	\$18	\$54	\$156
920	6400	RUBBER SUCTION HOSE CAM CPLNG 1X20	\$13	\$35	\$69
920	6403	RUBBER SUCTION HOSE CAM CPLNG 2X20	\$17	\$38	\$77
920	6406	RUBBER SUCTION HOSE CAM CPLNG 3X20	\$20	\$51	\$102
920	6409	RUBBER SUCTION HOSE CAM CPLNG 4X20	\$61	\$180	\$538
920	6411	RUBBER SUCTION HOSE CAM CPLNG 6X10	\$36	\$95	\$192
920	6412	RUBBER SUCTION HOSE CAM CPLNG 6X20	\$56	\$127	\$262
920	6429	RUBBER SUCTION HOSE BAUER CPLNG 4X20	\$46	\$138	\$413
920	6432	RUBBER SUCTION HOSE BAUER CPLNG 6X20	\$49	\$99	\$225
920	6434	RUBBER SUCTION HOSE BAUER CPLNG 8X10	\$62	\$121	\$245

OMNIA GOLD 2019

Customer agrees to keep confidential the information contained herein and not to reproduce or disclose any such information, in whole or in part, to any individual or entity, without the prior written consent of Herc Rentals. Customer and Herc hereby agree to the equipment and pricing as detailed herein and Customer agrees to be responsible for all applicable fees and charges as published at HercRentals.com, including, without limitation, environmental and emissions, refueling, vehicle licensing fees and transportation charges. Any equipment that is ordered by or on behalf of Customer locally at a Herc branch or other such location, that is not on the list of equipment in this schedule, will be negotiated locally at time of rental, up to an amount not to exceed the then-current list price for a standard rental shift, plus any additional hours, as published at HercRentals.com. Herc may at its sole discretion modify or terminate any pricing herein with 30 days notice to customer.

EFFECTIVE DATES: FROM: 01/01/2020 THROUGH: 12/31/2020

Pricing Schedule #:

20025

## CAT-CLASS DESCRIPTION

DAY WEEK MONTH

## BULK &amp; MISCELLANEOUS

DAY	WEEK	MONTH			
920	6435	RUBBER SUCTION HOSE BAUER CPLNG 8X20	\$95	\$188	\$537
920	6437	RUBBER SUCTION HOSE BAUER CPLNG 10X10	\$95	\$188	\$539
920	6440	RUBBER SUCTION HOSE BAUER CPLNG 12X10	\$56	\$136	\$367
920	6482	RUBBER SUCTION HOSE VICT CPLNG 6X20	\$6	\$18	\$51
920	6515	RUBBER SUCTION HOSE FLNG CPLNG 8X20	\$54	\$135	\$356
920	6518	RUBBER SUCTION HOSE FLNG CPLNG 10X20	\$81	\$207	\$585
920	6521	RUBBER SUCTION HOSE FLNG CPLNG 12X20	\$97	\$248	\$702
920	6530	RUBBER SUCTION HOSE FLNG CPLNG 16X20	\$135	\$405	\$1,215
920	6616	COMPOSITE DISCHARGE HOSE W/FLANGE 3X20	\$9	\$32	\$90
920	6623	COMPOSITE DISCHARGE HOSE W/FLANGE 4X10	\$25	\$77	\$234
920	6626	COMPOSITE DISCHARGE HOSE W/FLANGE 4X20	\$55	\$166	\$498
920	6636	COMPOSITE DISCHARGE HOSE W/FLANGE 6X20	\$66	\$191	\$565
920	6643	COMPOSITE DISCHARGE HOSE W/FLANGE 8X10	\$135	\$267	\$532
920	6646	COMPOSITE DISCHARGE HOSE W/FLANGE 8X20	\$71	\$208	\$610
920	6657	COMPOSITE DISCHARGE HOSE W/FLANGE 10X20	\$54	\$149	\$428
920	6663	COMPOSITE DISCHARGE HOSE W/FLANGE 12X10	\$41	\$122	\$365
920	6666	COMPOSITE DISCHARGE HOSE W/FLANGE 12X20	\$108	\$216	\$648
920	6803	CANVAS FIRE HOSE 1-1/2X50	\$7	\$22	\$64
920	6818	CANVAS FIRE HOSE 2-1/2X50	\$11	\$33	\$97
920	6827	CANVAS FIRE HOSE 3X50	\$13	\$30	\$57
920	7004	CHEMICAL HOSE W/SSTL CAMLOCK 1X20	\$18	\$50	\$150
920	7014	CHEMICAL HOSE W/SSTL CAMLOCK 2X20	\$22	\$65	\$200
920	7024	CHEMICAL HOSE W/SSTL CAMLOCK 3X20	\$25	\$70	\$250
920	7034	CHEMICAL HOSE W/SSTL CAMLOCK 4X20	\$40	\$100	\$300
920	7044	CHEMICAL HOSE W/SSTL CAMLOCK 6X20	\$45	\$120	\$350
920	7054	CHEMICAL HOSE W/SSTL FLANGE 2X20	\$37	\$110	\$312
920	7065	CHEMICAL HOSE W/SSTL FLANGE 3X20	\$53	\$154	\$459
920	7074	CHEMICAL HOSE W/SSTL FLANGE 4X20	\$64	\$191	\$573
920	7084	CHEMICAL HOSE W/SSTL FLANGE 6X20	\$74	\$225	\$672
920	7103	ORAFLEX DISCHARGE HOSE CAM CPLNG 2X50	\$19	\$43	\$101
920	7106	ORAFLEX DISCHARGE HOSE CAM CPLNG 3X50	\$21	\$61	\$161
920	7109	ORAFLEX DISCHARGE HOSE CAM CPLNG 4X50	\$23	\$58	\$145
920	7118	ORAFLEX DISCHARGE HOSE CAM CPLNG 6X50	\$39	\$98	\$258
920	7121	ORAFLEX DISCHARGE HOSE CAM CPLNG 8X50	\$89	\$248	\$674
920	7129	ORAFLEX DISCHARGE HOSE BAUER CPLNG 4X50	\$45	\$68	\$135
920	7132	ORAFLEX DISCHARGE HOSE BAUER CPLNG 6X50	\$54	\$108	\$180
920	7135	ORAFLEX DISCHARGE HOSE BAUER CPLNG 8X50	\$77	\$190	\$497
920	7218	ORAFLEX DISCHARGE HOSE FLNG CPLNG 10X50	\$52	\$140	\$392
920	7303	PVC DISCHARGE HOSE CAM CPLNG 2X50	\$7	\$21	\$63
920	7306	PVC DISCHARGE HOSE CAM CPLNG 3X50	\$11	\$32	\$96
920	7309	PVC DISCHARGE HOSE CAM CPLNG 4X50	\$16	\$48	\$143
920	7312	PVC DISCHARGE HOSE CAM CPLNG 6X50	\$58	\$147	\$313

OMNIA GOLD 2019

*Customer agrees to keep confidential the information contained herein and not to reproduce or disclose any such information, in whole or in part, to any individual or entity, without the prior written consent of Herc Rentals. Customer and Herc hereby agree to the equipment and pricing as detailed herein and Customer agrees to be responsible for all applicable fees and charges as published at HercRentals.com, including, without limitation, environmental and emissions, refueling, vehicle licensing fees and transportation charges. Any equipment that is ordered by or on behalf of Customer locally at a Herc branch or other such location, that is not on the list of equipment in this schedule, will be negotiated locally at time of rental, up to an amount not to exceed the then-current list price for a standard rental shift, plus any additional hours, as published at HercRentals.com. Herc may at its sole discretion modify or terminate any pricing herein with 30 days notice to customer.*

EFFECTIVE DATES: FROM: 01/01/2020 THROUGH: 12/31/2020

Pricing Schedule #:

20025

## CAT-CLASS DESCRIPTION

DAY WEEK MONTH

## BULK &amp; MISCELLANEOUS

DAY	WEEK	MONTH			
920	7341	PVC DISCHARGE HOSE BAUER CPLNG 12X50	\$90	\$268	\$805
920	7402	RUBBER DISCHARGE HOSE CAM CPLNG 2X25	\$11	\$20	\$41
920	7403	RUBBER DISCHARGE HOSE CAM CPLNG 2X50	\$15	\$33	\$71
920	7406	RUBBER DISCHARGE HOSE CAM CPLNG 3X50	\$14	\$31	\$83
920	7408	RUBBER DISCHARGE HOSE CAM CPLNG 4X25	\$13	\$33	\$79
920	7409	RUBBER DISCHARGE HOSE CAM CPLNG 4X50	\$28	\$66	\$154
920	7412	RUBBER DISCHARGE HOSE CAM CPLNG 6X50	\$71	\$150	\$369
920	7435	RUBBER DISCHARGE HOSE BAUER CPLNG 8X50	\$53	\$126	\$331
920	7455	RUBBER DISCHARGE HOSE PIN CPLNG 3X25	\$9	\$22	\$59
920	7515	RUBBER DISCHARGE HOSE FLNG CPLNG 8X50	\$108	\$324	\$968
920	7518	RUBBER DISCHARGE HOSE FLNG CPLNG 10X50	\$109	\$323	\$989
920	7521	RUBBER DISCHARGE HOSE FLNG CPLNG 12X50	\$180	\$540	\$1,620
920	7705	OIL SUCT/DISCH HOSE FLNG CPLNG 2X20	\$39	\$115	\$342
920	7715	OIL SUCT/DISCH HOSE FLNG CPLNG 3X20	\$42	\$130	\$389
920	7720	OIL SUCT/DISCH HOSE 4XSPECIAL LE	\$45	\$132	\$391
920	7725	OIL SUCT/DISCH HOSE FLNG CPLNG 4X20	\$60	\$120	\$225
920	7735	OIL SUCT/DISCH HOSE FLNG CPLNG 6X20	\$63	\$190	\$400
920	7745	OIL SUCT/DISCH HOSE FLNG CPLNG 8X20	\$72	\$214	\$500
920	7755	OIL SUCT/DISCH HOSE FLNG CPLNG 10X20	\$92	\$275	\$600
920	7762	OIL SUCT/DISCH HOSE FLNG CPLNG 12X10	\$107	\$317	\$700
920	7765	OIL SUCT/DISCH HOSE FLNG CPLNG 12X20	\$115	\$343	\$1,029
920	7772	OIL SUCT/DISCH HOSE FLNG CPLNG 14X10	\$115	\$345	\$1,031
920	7903	STAINLESS STEEL HOSE MNPT CPLNG 3/4X50	\$11	\$34	\$101
920	7905	STAINLESS STEEL HOSE 1X20	\$16	\$44	\$88
920	7910	STAINLESS STEEL HOSE 1X50	\$26	\$65	\$161
920	7915	STAINLESS STEEL HOSE 2X20	\$37	\$109	\$321
920	7916	STAINLESS STEEL HOSE 2X20 W/300# FLNG	\$41	\$122	\$365
920	7925	STAINLESS STEEL HOSE 3X20	\$42	\$128	\$385
920	7933	STAINLESS STEEL HOSE 4X10	\$23	\$71	\$212
920	7935	STAINLESS STEEL HOSE 4X20	\$55	\$165	\$494
920	7943	STAINLESS STEEL HOSE 6X10	\$68	\$203	\$608
920	7945	STAINLESS STEEL HOSE 6X20	\$73	\$220	\$654
920	7955	STAINLESS STEEL HOSE 8X20	\$92	\$265	\$791
920	7975	STAINLESS STEEL HOSE 12X20	\$96	\$290	\$844
920	8144	HYDRAULIC HOSE 1X50	\$36	\$106	\$317
920	8154	HYDRAULIC HOSE 1-1/4X50	\$25	\$75	\$220
920	8164	HYDRAULIC HOSE 1-1/2X50	\$33	\$93	\$281
920	8225	CARBON STEEL HOSE W/FLANGE 6X20	\$83	\$165	\$322
920	8230	CARBON STEEL HOSE W/FLANGE 8X20	\$108	\$216	\$419
920	8458	RUBBER WATER HOSE W/GH FTGS 3/4X50	\$5	\$16	\$48
920	9012	SINGLE SIZE TEST PIPE PLUG 8	\$4	\$14	\$35
920	9024	SINGLE SIZE TEST PIPE PLUG 24	\$81	\$239	\$720

OMNIA GOLD 2019

Customer agrees to keep confidential the information contained herein and not to reproduce or disclose any such information, in whole or in part, to any individual or entity, without the prior written consent of Herc Rentals. Customer and Herc hereby agree to the equipment and pricing as detailed herein and Customer agrees to be responsible for all applicable fees and charges as published at HercRentals.com, including, without limitation, environmental and emissions, refueling, vehicle licensing fees and transportation charges. Any equipment that is ordered by or on behalf of Customer locally at a Herc branch or other such location, that is not on the list of equipment in this schedule, will be negotiated locally at time of rental, up to an amount not to exceed the then-current list price for a standard rental shift, plus any additional hours, as published at HercRentals.com. Herc may at its sole discretion modify or terminate any pricing herein with 30 days notice to customer.

EFFECTIVE DATES: FROM: 01/01/2020 THROUGH: 12/31/2020

Pricing Schedule #:

20025

## CAT-CLASS DESCRIPTION

DAY WEEK MONTH

## BULK &amp; MISCELLANEOUS

DAY	WEEK	MONTH			
920	9062	MULTI SIZE TEST BALL UP TO 12	\$53	\$150	\$453
920	9066	MULTI SIZE TEST BALL UP TO 18	\$56	\$165	\$495
920	9068	MULTI SIZE TEST BALL UP TO 24	\$20	\$57	\$168
920	9072	MULTI SIZE TEST BALL UP TO 36	\$21	\$60	\$162
920	9074	MULTI SIZE TEST BALL UP TO 48	\$239	\$788	\$2,363
920	9162	TEST BALL LIFT LINE W/HOSE & GAUGES	\$32	\$95	\$284
921	1088	PCS OF ALUM PIPE 8X40 VICTAULIC	\$70	\$203	\$414
921	1128	PCS OF ALUM PIPE 12X40 VICTAULIC	\$86	\$266	\$531
921	1518	PCS OF CERTALOK PVC PIPING 6X20	\$5	\$13	\$13
921	1568	PCS OF CERTALOK PVC PIPING 12X20	\$14	\$19	\$38
921	1814	FT OF FUSEABLE HDPE PIPE 8	\$3	\$3	\$7
921	1816	FT OF FUSEABLE HDPE PIPE 10	\$3	\$3	\$7
921	1818	FT OF FUSEABLE HDPE PIPE 12	\$3	\$3	\$7
921	1820	FT OF FUSEABLE HDPE PIPE 14	\$3	\$3	\$7
921	1822	FT OF FUSEABLE HDPE PIPE 16	\$3	\$3	\$7
921	1824	FT OF FUSEABLE HDPE PIPE 18	\$3	\$3	\$7
921	1826	FT OF FUSEABLE HDPE PIPE 20	\$3	\$3	\$7
921	1854	HDPE PIPE W/BAUER CPLNG 6X20	\$15	\$30	\$65
921	1862	HDPE PIPE W/BAUER CPLNG 8X20	\$18	\$36	\$77
921	1924	HDPE PIPE W/FLANGE CPLNGS 8X40	\$20	\$40	\$120
921	1942	HDPE PIPE W/FLANGE CPLNG 12X40	\$30	\$63	\$150
921	1986	HDPE PIPE W/FLANGE CPLNG 24X50	\$203	\$608	\$1,787
921	2150	HDPE FLOAT TEE PIPE W/STRAINER 4	\$14	\$36	\$99
921	2152	HDPE FLOAT TEE PIPE W/ STRAINER 6	\$14	\$41	\$127
921	2156	HDPE FLOAT TEE PIPE W/ STRAINER 12	\$24	\$62	\$183
921	2164	HDPE FLOAT TEE PIPE W/ STRAINER 20	\$30	\$51	\$138
921	2168	HDPE FLOAT TEE PIPE W/ STRAINER 24	\$72	\$117	\$284
921	2180	HDPE FLOAT PIPE W/8 STRNR 8 FLNG	\$30	\$87	\$258
921	2188	HDPE RDC FLOAT PIPE W/16 STRNR 14 FLNG	\$46	\$142	\$424
921	2192	HDPE RDC FLOAT PIPE W/18 STRNR 12 FLNG	\$29	\$63	\$184
921	2228	HDPE FITTING 12X90 DEG	\$56	\$110	\$189
921	2238	HDPE FITTING 18X90 DEG	\$107	\$319	\$960
921	2270	HDPE TEE 12 INPUT BY VARIOUS OUTPUT	\$190	\$568	\$1,703
921	2530	PCS GALV STL PIPE W/BAUER CPLNG 8X20	\$63	\$67	\$74
921	2546	PCS GALV STL PIPE W/BAUER CPLNG 12X10	\$52	\$52	\$60
921	2584	BAUER ELBOW 6X45 DEG	\$16	\$46	\$135
921	2586	BAUER ELBOW 6X90 DEG	\$16	\$48	\$139
925	1714	AIR HOSE ASSY 3/8X50 CRWFT CPLNG	\$5	\$16	\$49
925	1715	AIR HOSE ASSY 3/8X50 QD CPLNG	\$11	\$28	\$59
925	1734	AIR HOSE ASSY 3/4X50 CRWFT CPLNG	\$7	\$21	\$63
925	1735	AIR HOSE ASSY 3/4X50 THOR CPLNG	\$18	\$51	\$86
925	1802	AIR HOSE ASSY 2X25	\$10	\$30	\$90

OMNIA GOLD 2019

Customer agrees to keep confidential the information contained herein and not to reproduce or disclose any such information, in whole or in part, to any individual or entity, without the prior written consent of Herc Rentals. Customer and Herc hereby agree to the equipment and pricing as detailed herein and Customer agrees to be responsible for all applicable fees and charges as published at HercRentals.com, including, without limitation, environmental and emissions, refueling, vehicle licensing fees and transportation charges. Any equipment that is ordered by or on behalf of Customer locally at a Herc branch or other such location, that is not on the list of equipment in this schedule, will be negotiated locally at time of rental, up to an amount not to exceed the then-current list price for a standard rental shift, plus any additional hours, as published at HercRentals.com. Herc may at its sole discretion modify or terminate any pricing herein with 30 days notice to customer.



EFFECTIVE DATES: FROM: 01/01/2020 THROUGH: 12/31/2020

Pricing Schedule #:

20025

## CAT-CLASS DESCRIPTION

DAY WEEK MONTH

## BULK &amp; MISCELLANEOUS

925	1808	AIR HOSE ASSY 2X25 HI PRESSURE	\$10	\$30	\$90
925	1811	AIR HOSE ASSY 2X50	\$15	\$45	\$125
925	1814	AIR HOSE ASSY 2X50 HI PRESSURE	\$15	\$45	\$125
925	1823	AIR HOSE ASSY 3X25	\$20	\$60	\$168
925	1829	AIR HOSE ASSY 3X25 HI PRESSURE	\$25	\$60	\$168
925	1832	AIR HOSE ASSY 3X50	\$35	\$80	\$200
925	1835	AIR HOSE ASSY 3X50 HI PRESSURE	\$35	\$80	\$200
925	2019	WHIP HOSE W/INLINE OILER 1/2	\$7	\$15	\$39
925	2103	WHIPCHECK CABLE H/H 1/2 TO 1-1/4	\$8	\$15	\$27
925	2173	AIR MANIFOLD 15 GAL W/8 OUTLETS	\$38	\$117	\$334
925	3210	AIRMOVER AXIAL VENT BLOWER 12 IN ELEC	\$32	\$126	\$284
925	3260	AIRMOVER CARPET DRYER	\$23	\$90	\$203
925	3263	AXIAL FAN 25"	\$50	\$149	\$392
925	3265	HI VELOCITY AXIAL FAN 24-25"	\$23	\$68	\$203
925	3456	LPG/NG HEATER HOSE 1X50	\$13	\$34	\$95
925	3523	PROPANE RADIANT HEATER	\$10	\$16	\$30
925	4030	HEATER DUCT BLK 12X25 6P 300DEG	\$27	\$54	\$108
925	4170	HVAC DUCTING BLK 24X25 6P	\$20	\$60	\$180
925	4350	HVAC DUCTING YLW 16X25 6P	\$15	\$45	\$135
925	4365	HVAC DUCTING YLW 24X25 6P	\$20	\$65	\$195
925	4400	HVAC DUCTING WHT 8X15 6P	\$10	\$25	\$60
925	4405	HVAC DUCTING WHT 8X25 6P	\$10	\$25	\$60
925	4412	HVAC DUCTING WHT 10X25	\$10	\$25	\$60
925	4416	HVAC DUCTING WHT 12X8 4P	\$10	\$25	\$60
925	4421	HVAC DUCTING WHT 12X10 SOLID	\$10	\$25	\$60
925	4443	HVAC DUCTING WHT 16X8 6P	\$15	\$45	\$135
925	4445	HVAC DUCTING WHT 16X15 6P	\$15	\$45	\$135
925	4453	HVAC DUCTING WHT 18X25 6P	\$15	\$45	\$135
925	4454	HVAC DUCTING WHT 20X10 7P	\$15	\$45	\$135
925	4456	HVAC DUCTING WHT 20X15 3P	\$15	\$45	\$135
925	4465	HVAC DUCTING BLUE 20X25 3P	\$20	\$65	\$195
925	4470	HVAC DUCTING BLUE 24X20 4P	\$20	\$65	\$195
930	0100	TRASH CHUTE 30X4	\$19	\$39	\$80
930	2016	MULTI POSITION CART F/ROTARY HAMMER	\$32	\$95	\$338
930	2070	UTILITY CART/TRAILER NHS 4X6	\$33	\$95	\$178
930	2073	TILT DEBRIS CART 1/2 CU YD	\$32	\$93	\$270
930	2076	TILT DEBRIS CART 1 CU YD	\$36	\$128	\$336
930	2078	DRYWALL/PANEL CART	\$28	\$82	\$235
930	2220	HAND DOLLY W/O STRAP 400-700# CAP	\$13	\$25	\$53
930	2222	APPLIANCE DOLLY W/STRAP 500-700# CAP	\$19	\$42	\$103
930	2236	FURNITURE/PIANO DOLLY 4 SWIVEL WHEEL	\$20	\$50	\$110
930	2274	PALLET JACK	\$25	\$78	\$215

OMNIA GOLD 2019

*Customer agrees to keep confidential the information contained herein and not to reproduce or disclose any such information, in whole or in part, to any individual or entity, without the prior written consent of Herc Rentals. Customer and Herc hereby agree to the equipment and pricing as detailed herein and Customer agrees to be responsible for all applicable fees and charges as published at HercRentals.com, including, without limitation, environmental and emissions, refueling, vehicle licensing fees and transportation charges. Any equipment that is ordered by or on behalf of Customer locally at a Herc branch or other such location, that is not on the list of equipment in this schedule, will be negotiated locally at time of rental, up to an amount not to exceed the then-current list price for a standard rental shift, plus any additional hours, as published at HercRentals.com. Herc may at its sole discretion modify or terminate any pricing herein with 30 days notice to customer.*

EFFECTIVE DATES: FROM: 01/01/2020 THROUGH: 12/31/2020

Pricing Schedule #:

20025

## CAT-CLASS DESCRIPTION

DAY WEEK MONTH

## BULK &amp; MISCELLANEOUS

DAY	WEEK	MONTH			
930	3006	HYDRAULIC BOTTLE JACK 12T	\$7	\$22	\$65
930	3015	HYDRAULIC BOTTLE JACK 22T	\$11	\$32	\$97
930	3060	HYDRAULIC TOE JACK 10T	\$27	\$68	\$203
930	3076	SCREW BOTTLE JACK 20 TON	\$11	\$32	\$97
930	3404	BEAM CLAMP F/4-12 BEAM 3T CAP	\$33	\$88	\$244
930	3406	BEAM CLAMP F/4-12 BEAM 5T CAP	\$40	\$119	\$351
930	4016	ALUMINUM EXTENSION LADDER 32	\$27	\$81	\$243
930	4020	ALUMINUM EXTENSION LADDER 40	\$36	\$108	\$324
930	4068	WIDE STANCE ADJ LEG FBR EXT LADDER 24FT	\$30	\$85	\$255
930	4072	WIDE STANCE ADJ LEG FBR EXT LADDER 28FT	\$30	\$85	\$255
930	4074	FIBERGLASS EXTENSION LADDER 32	\$32	\$95	\$284
930	4082	FIBERGLASS EXTENSION LADDER 40	\$45	\$135	\$405
930	4084	WIDE STANCE ADJ LEG FBR EXT LADDER 40FT	\$50	\$150	\$445
930	4162	FIBERGLASS STEP LADDER 12	\$32	\$95	\$284
930	4166	FIBERGLASS STEP LADDER 16	\$45	\$135	\$405
930	4244	FIBERGLASS STEP LADDER W/CAGE 4FT	\$20	\$60	\$170
930	4246	FIBERGLASS STEP LADDER W/CAGE 6FT	\$20	\$60	\$170
930	4248	FIBERGLASS STEP LADDER W/CAGE 8FT	\$25	\$75	\$215
930	4250	FIBERGLASS STEP LADDER W/CAGE 10FT	\$30	\$85	\$255
930	4252	ADJ FBR STEP CAGE LADDER W/WHL 5-9FT	\$25	\$80	\$245
930	4254	ADJ FBR STEP CAGE LADDER W/WHL 8-14FT	\$30	\$90	\$270
930	4256	SECTIONS OF TANK LADDER 5	\$9	\$18	\$50
930	4310	ALUMINUM LADDER PLANK 16	\$23	\$68	\$203
930	4312	ALUMINUM LADDER PLANK 20	\$29	\$81	\$233
930	4314	ALUMINUM LADDER PLANK 24	\$32	\$95	\$284
930	6010	SET OF PALLET FORKS 72 CL2	\$41	\$98	\$277
930	6030	SET OF PALLET FORKS 72 CL3	\$44	\$109	\$244
930	6036	SET OF PALLET FORKS 96 CL3	\$35	\$100	\$272
930	6073	FORK EXTENSION 72	\$30	\$77	\$217
930	6076	FORK EXTENSION 96 (BLUE)	\$22	\$66	\$177
930	6080	SET OF PALLET FORKS F/BUCKETS	\$38	\$99	\$241
930	6095	CARPET POLE ATTACHMENT	\$24	\$77	\$220
930	6140	TELEHANDLER BLOCK FORK 48	\$29	\$61	\$130
930	6160	SKIDSTEER FORK FRAME CL2	\$42	\$124	\$305
930	6164	SKIDSTEER FRAME & FORK SET 42	\$45	\$108	\$318
930	6166	SKIDSTEER FRAME & FORK SET 48 CL2	\$42	\$105	\$250
930	6250	LIFT-N-TOW F/FORKLIFT VAR CAP 4-10K HOOK	\$18	\$72	\$135
930	6252	SWIVEL LIFTING HOOK F/FORKLIFT VAR CAP	\$73	\$206	\$522
930	6260	BOOM ARM F/HANDLER 8-15 4K MAX	\$108	\$225	\$720
930	6265	TELESCOPING BOOM F/FORKLIFT 42-139	\$86	\$221	\$629
930	6267	AERIAL LIFT CRIBBING BLOCK 0-8 STEP	\$95	\$378	\$851
930	6272	WINDOW PANEL CRADLE F/BOOM LIFT	\$37	\$83	\$164

OMNIA GOLD 2019

Customer agrees to keep confidential the information contained herein and not to reproduce or disclose any such information, in whole or in part, to any individual or entity, without the prior written consent of Herc Rentals. Customer and Herc hereby agree to the equipment and pricing as detailed herein and Customer agrees to be responsible for all applicable fees and charges as published at HercRentals.com, including, without limitation, environmental and emissions, refueling, vehicle licensing fees and transportation charges. Any equipment that is ordered by or on behalf of Customer locally at a Herc branch or other such location, that is not on the list of equipment in this schedule, will be negotiated locally at time of rental, up to an amount not to exceed the then-current list price for a standard rental shift, plus any additional hours, as published at HercRentals.com. Herc may at its sole discretion modify or terminate any pricing herein with 30 days notice to customer.



EFFECTIVE DATES: FROM: 01/01/2020 THROUGH: 12/31/2020

Pricing Schedule #:

20025

## CAT-CLASS DESCRIPTION

DAY WEEK MONTH

## BULK &amp; MISCELLANEOUS

930	6281	PLATFORM RAIL PADDING F/AERIAL LIFT	\$120	\$120	\$120
930	6510	SOLID TIRE F/SKIDSTEER	\$69	\$167	\$411
930	6524	TURF/FLOAT TIRE F/TELEHANDLER	\$38	\$167	\$338
930	7636	FORK SLIP ON BUCKET SMOOTH 72IN 1-1/2YD	\$28	\$112	\$323
930	7642	FORK SLIP ON BUCKET SMOOTH 96IN 1-3/4YD	\$45	\$113	\$297
930	7761	SKIDSTEER/CRAWLER BUCKET SMOOTH 66-68IN	\$51	\$181	\$363
930	7763	SKIDSTEER/CRAWLER BUCKET SMOOTH 72-74IN	\$63	\$189	\$379
930	7778	SKIDSTEER/CRAWLER BUCKET TOOTH 66-68IN	\$54	\$196	\$393
930	7781	SKIDSTEER/CRAWLER BUCKET TOOTH 72-74IN	\$63	\$190	\$379
930	7796	SKIDSTEER SCREENING RAKE/BUCKET 72-78	\$68	\$203	\$506
930	7912	EXCAVATOR THUMB ATTACHMENT HYDRAULIC	\$108	\$277	\$672
930	9110	GROUND PROTECTION MAT 4X8 DUAL SIDE	\$18	\$36	\$50
930	9115	GROUND PROTECTION MAT 10X7 DUAL SIDE	\$37	\$48	\$104
930	9117	GROUND PROTECTION MAT HD 14X7 DUAL SIDE	\$41	\$50	\$108
930	9130	GROUND PROTECTION MAT TOOL KIT	\$22	\$62	\$176
930	9140	GROUND MAT RAMP F/10X7 36 UNDER FLANGE	\$5	\$9	\$18
930	9141	GROUND MAT RAMP F/10X7 36 OVER FLANGE	\$5	\$9	\$18
930	9522	SUCTION CUP, 8	\$19	\$41	\$85
931	5002	SCAFFOLD STEP FRAME 1-5/8 5X3	\$6	\$11	\$28
931	5004	SCAFFOLD STEP FRAME 1-5/8 5X5	\$9	\$14	\$26
931	5028	SCAFFOLD LADDER FRAME 1-5/8 28X6	\$6	\$11	\$29
931	5035	SCAFFOLD WALK THRU FRAME 1-5/8 5X6.5	\$5	\$8	\$24
931	5050	SCAFFOLD CROSS BRACE W/HOLE 7X27 SPACE	\$2	\$5	\$10
931	5054	SCAFFOLD CROSS BRACE W/HOLE 10X27 SPACE	\$1	\$4	\$9
931	5056	SCAFFOLD CROSS BRACE W/NOTCH 10X27 SPACE	\$6	\$7	\$11
931	5092	SCAFFOLD OUTRIGGER 30	\$3	\$7	\$11
931	5103	SCAFFOLD LEVELING JACK W/O BASE PLATE	\$4	\$6	\$12
931	5106	SCAFFOLD LEVELING JACK W/BASE PLATE	\$7	\$9	\$16
931	5142	SCAFFOLD END SAFETY PANEL W/TOEBOARD 5	\$3	\$7	\$12
931	5146	SCAFFOLD SIDE SAFETY PANEL 7	\$3	\$8	\$16
931	5148	SCAFFOLD SIDE SAFETY PANEL 10	\$3	\$7	\$12
931	5156	SCAFFOLD SIDE TOEBOARD 7	\$2	\$4	\$11
931	5160	SCAFFOLD SIDE TOEBOARD 10	\$2	\$6	\$15
931	5176	SCAFFOLD CASTER 8	\$6	\$9	\$17
931	5190	SHORING POST ADJ 6-10 FT	\$19	\$39	\$70
931	5193	SHORING POST ADJ 7-11 FT	\$20	\$41	\$69
931	5210	SCAFFOLD WALKBOARD 7	\$6	\$12	\$31
931	5215	SCAFFOLD WALKBOARD 10	\$11	\$20	\$40
931	5250	UTILITY SCAFFOLD FRAME 65X29	\$10	\$16	\$31
931	5252	UTILITY SCAFFOLD ARM BRACE 6	\$7	\$12	\$24
931	5254	UTILITY SCAFFOLD CASTER 5	\$2	\$3	\$9
931	5260	UTILITY SCAFFOLD DECK WOOD 6	\$8	\$17	\$30

OMNIA GOLD 2019

Customer agrees to keep confidential the information contained herein and not to reproduce or disclose any such information, in whole or in part, to any individual or entity, without the prior written consent of Herc Rentals. Customer and Herc hereby agree to the equipment and pricing as detailed herein and Customer agrees to be responsible for all applicable fees and charges as published at HercRentals.com, including, without limitation, environmental and emissions, refueling, vehicle licensing fees and transportation charges. Any equipment that is ordered by or on behalf of Customer locally at a Herc branch or other such location, that is not on the list of equipment in this schedule, will be negotiated locally at time of rental, up to an amount not to exceed the then-current list price for a standard rental shift, plus any additional hours, as published at HercRentals.com. Herc may at its sole discretion modify or terminate any pricing herein with 30 days notice to customer.

EFFECTIVE DATES: FROM: 01/01/2020 THROUGH: 12/31/2020

Pricing Schedule #: 20025

**CAT-CLASS DESCRIPTION****DAY WEEK MONTH**BULK & MISCELLANEOUS

931	5408	EA POLE F/ALUM PUMP JACK SYST 24	\$16	\$45	\$117
931	5410	EA PUMP JACK F/ALUM PUMP JACK SYST	\$17	\$66	\$165
931	5423	NEST ALUM LADDER PLANK 20X16	\$22	\$88	\$219
931	5426	NEST ALUM LADDER PLANK 20X24	\$27	\$98	\$239

FLOOR CARE AND SURFACE PREP - CONCRETE GRINDERS

100	4239	GRINDER CONCRETE FLOOR 16IN 240V 1PH	\$225	\$850	\$1,688
-----	------	--------------------------------------	-------	-------	---------

FLOOR CARE AND SURFACE PREP - DUST EXTRACTION VACUUMS

105	1746	VACUUM DRY SILICA DUST 300 CFM HI VOL	\$43	\$166	\$380
-----	------	---------------------------------------	------	-------	-------

FUEL TANKS - FUEL TANKS

530	1005	DEF TANK 100 GALLON	\$67	\$190	\$360
-----	------	---------------------	------	-------	-------

LIGHTING - EXPLOSION PROOF LIGHTING

110	2015	LIGHT AREA LED W/TRIPOD HAZ LOC	\$60	\$180	\$540
110	2043	LIGHT TUBULAR LED FOR INSPECTION HAZ LOC	\$15	\$45	\$160

PERSONNEL-PLATFORM LIFTS - VERTICAL MAST LIFTS

400	1291	MAST LIFT 20FT DRIVABLE BLK BATT	\$118	\$230	\$425
-----	------	----------------------------------	-------	-------	-------

POWER DISTRIBUTION - POWER DISTRIBUTION

525	1605	DISCONNECT FUSE PANEL 200 AMP	\$90	\$215	\$550
-----	------	-------------------------------	------	-------	-------

PUMPS -HYDRAULIC PROSOL - HYDRAULIC POWER UNIT PUMPS

814	2633	POWER UNIT 68HP T4F HYD	\$293	\$765	\$2,400
-----	------	-------------------------	-------	-------	---------

SCISSORS ELECTRIC - ELECTRIC SCISSOR LIFTS

405	1095	SCISSOR LIFT 19FT NARROW ELEC EE RATED	\$118	\$230	\$400
405	1151	SCISSOR LIFT 26FT 46IN WIDE BLK ELEC	\$135	\$260	\$525
405	1211	SCISSOR LIFT 32FT 46IN WIDE BLK ELEC	\$160	\$355	\$725
405	1271	SCISSOR LIFT 40FT 69IN WIDE BLK ELEC	\$250	\$560	\$1,349

SCISSORS RT - ROUGH TERRAIN SCISSOR LIFTS

405	1781	SCISSOR LIFT 40-45FT RT 94IN OUTR BLK DF	\$304	\$675	\$1,625
-----	------	--	-------	-------	---------

SKIDSTEER ATTACHMENTS - SKIDSTEER ATTACHMENTS

290	2022	SKIDSTEER ATTACHMENT ANGLE SNOW PLOW	\$115	\$250	\$585
-----	------	--------------------------------------	-------	-------	-------

TELEHANDLERS 8K AND OVER - TELEHANDLER FORKLIFTS

460	1071	TELEHANDLER 10000LB 50-56FT LIFTROPS BLK	\$495	\$1,385	\$3,250
460	1081	TELEHANDLER 12000LB 55FT LIFT ROPS BLK	\$625	\$1,995	\$4,225

TOOLS - INDUSTRIAL - TORQUE WRENCHES

OMNIA GOLD 2019

*Customer agrees to keep confidential the information contained herein and not to reproduce or disclose any such information, in whole or in part, to any individual or entity, without the prior written consent of Herc Rentals. Customer and Herc hereby agree to the equipment and pricing as detailed herein and Customer agrees to be responsible for all applicable fees and charges as published at HercRentals.com, including, without limitation, environmental and emissions, refueling, vehicle licensing fees and transportation charges. Any equipment that is ordered by or on behalf of Customer locally at a Herc branch or other such location, that is not on the list of equipment in this schedule, will be negotiated locally at time of rental, up to an amount not to exceed the then-current list price for a standard rental shift, plus any additional hours, as published at HercRentals.com. Herc may at its sole discretion modify or terminate any pricing herein with 30 days notice to customer.*

EFFECTIVE DATES: FROM: 01/01/2020 THROUGH: 12/31/2020

Pricing Schedule #: 20025

**CAT-CLASS DESCRIPTION**

DAY	WEEK	MONTH
-----	------	-------

TOOLS - INDUSTRIAL - TORQUE WRENCHES

135	1142	TENSIONER 1-5/8IN HYD	\$65	\$180	\$540
135	1341	TENSIONER 1-7/8IN HYD	\$65	\$180	\$540
135	1345	TENSIONER 1833 KN 2-1/2IN BOLT	\$65	\$180	\$540

TRACTOR ATTACHMENTS - TRACTOR ATTACHMENTS

290	3047	TRACTOR ATTACHMENT FLAIL MOWER	\$80	\$245	\$630
-----	------	--------------------------------	------	-------	-------

TRAILERS - SPECIALTY - STORAGE TRAILERS

610	3010	TRAILER SAFETY COOLDOWN 8X24 9990 LB	\$585	\$1,890	\$3,780
-----	------	--------------------------------------	-------	---------	---------

TRUCK ATTACHMENTS-OTHER - ATTACHMENTS & ACCESSORIES

659	8035	TRUCK SPREADER TAILGATE DUMP	\$25	\$70	\$215
-----	------	------------------------------	------	------	-------

TRUCKS - BUCKET - BUCKET TRUCKS

659	6342	TRUCK BUCKET 70 FT TREE TRIMMER DSL	\$875	\$2,600	\$6,400
-----	------	-------------------------------------	-------	---------	---------

TRUCKS - STAKE BODY - STAKE BODY TRUCKS

659	5965	TRUCK CONTRACTOR 1-1/2-2 T STD 4WD GAS	\$335	\$900	\$2,430
-----	------	--	-------	-------	---------

UTILITY VEHICLES AND CARTS - OFF-ROAD UTILITY PASSENGER VEHICLES

630	2015	CART UTV 40 GALLON SPRAYER SKID MTD ELEC	\$90	\$205	\$495
-----	------	--	------	-------	-------

OMNIA GOLD 2019

*Customer agrees to keep confidential the information contained herein and not to reproduce or disclose any such information, in whole or in part, to any individual or entity, without the prior written consent of Herc Rentals. Customer and Herc hereby agree to the equipment and pricing as detailed herein and Customer agrees to be responsible for all applicable fees and charges as published at HercRentals.com, including, without limitation, environmental and emissions, refueling, vehicle licensing fees and transportation charges. Any equipment that is ordered by or on behalf of Customer locally at a Herc branch or other such location, that is not on the list of equipment in this schedule, will be negotiated locally at time of rental, up to an amount not to exceed the then-current list price for a standard rental shift, plus any additional hours, as published at HercRentals.com. Herc may at its sole discretion modify or terminate any pricing herein with 30 days notice to customer.*

EFFECTIVE DATES: FROM: 01/01/2020 THROUGH: 12/31/2020

Pricing Schedule #: 20025

## CAT-CLASS DESCRIPTION

DAY

WEEK

MONTH

**ADDITIONAL INFORMATION / TERMS:**

Mileage allowances and fees will default to the standard policy at the supplying branch.

**BILLING:** 30 DAY

**DELIVERY:** \$125 per hour, per truck load, each way. Tolls and permits not included.

Outside hauling and/or after hour deliveries when required and approved by renting agency to be negotiated at time of rental.

Upon customer request and approval additional fees may apply if it is necessary for Herc to ship in equipment from outside the serving market.

**FUEL:** REFUELING SERVICE-HERC BRANCH POSTED CHARGES WILL APPLY IF REFUELING IS REQUIRED DURING OR AT THE END OF THE RENTAL

**ADDITIONAL INFO:** Customer to be exempt from Emissions and Environmental Surcharge.

Customer to be exempt from Vehicle Licensing Fee.

Customer to be exempt from Transportation Services Surcharge.

**Training**

Material Handling and Aerial Work Platforms - \$150 per student.

ProControl training will be provided at no charge

**Loss of Use**

Loss of use will be charged when a piece of equipment is unavailable for rental due to customer damage. The charges will be the contract rental charges and the amount of time will be equal to the time between the damage occurring and the unit being available for rental to the same or different customer.

**Cleaning**

For appropriate and supportable cleaning charges, cleaning will be \$50 per hour and parts (decals) at cost plus 20% if customer is unable to self-perform this task in the event the equipment encountered harsh environments

**Set Up Fee**

Equipment Set Up Fees - Solutions

Herc Personnel - Posted Shop Labor Rate

Herc Personnel Overtime - Posted Shop Labor Rate times 1.5

**Damage Charges**

Labor - Posted Shop Labor rate

Parts - Cost plus 20%

Outside labor and repairs - Cost plus 20% for all 3rd party charges

GPS - \$40 per unit for telematics if requested by customer

**Rental Protection Plan**

Herc offers Rental Protection Plan services either when a customer does not possess insurance, or they want to avoid further protection against their deductible. Charges will apply unless a valid COI is on file with HERC. To avoid RPP charges Certificate of Insurance must be on file during the time of rental

**Herc Personnel**

Standard Hours - Posted Shop Labor Rate

OMNIA GOLD 2019

*Customer agrees to keep confidential the information contained herein and not to reproduce or disclose any such information, in whole or in part, to any individual or entity, without the prior written consent of Herc Rentals. Customer and Herc hereby agree to the equipment and pricing as detailed herein and Customer agrees to be responsible for all applicable fees and charges as published at HercRentals.com, including, without limitation, environmental and emissions, refueling, vehicle licensing fees and transportation charges. Any equipment that is ordered by or on behalf of Customer locally at a Herc branch or other such location, that is not on the list of equipment in this schedule, will be negotiated locally at time of rental, up to an amount not to exceed the then-current list price for a standard rental shift, plus any additional hours, as published at HercRentals.com. Herc may at its sole discretion modify or terminate any pricing herein with 30 days notice to customer.*

EFFECTIVE DATES: FROM: 01/01/2020 THROUGH: 12/31/2020

Pricing Schedule #: 20025

**CAT-CLASS DESCRIPTION****DAY****WEEK****MONTH**

Overtime Hours - Posted Shop Labor Rate times 1.5  
 Outside Personnel - Cost Plus 20%

Taxes--any Government mandated charges will be applied as required

**Preventive Maintenance (PM)**

In accordance to recommended manufacturer guidelines on select generators and pumps Herc may charge PM at an hourly rate of \$1-\$4 depending on the size of equipment and usage. PM charges cover the standard maintenance included in all of our equipment at no charge but also includes load banking, pressure and flow tests, trailer testing and other services to ensure these specific units continue to operate on customer sites.

**Over Meter/Allotted Hours of Use**

Daily Rental Standard shift = 8 hours, additional hours 1/16th of the daily rate for daily rentals

Weekly Rental Standard shift = 40 hours, additional hours 1/80th of the weekly rate for weekly rentals

Monthly Rental Standard shift = 176 hours, additional hours 1/352nd of the monthly rate for monthly rentals

Herc double shift 16 hours (double hours per day) charged at 1.5X the applicable rental rate

Herc triple shift 24 hours (triple hours per day) charged at 2X the applicable rental rate providing unlimited usage

Re-rent - Herc provides additional equipment procurement services when required by customer. Cost plus 20% for all 3rd party charges. Customer approval will be required for all re-rents that will be charged at cost plus 20%.

**CUSTOMER NUMBERS****CUSTOMER NAME**

VARIOUS

**CUSTOMER NUMBER**

VARIOUS

OMNIA GOLD 2019

*Customer agrees to keep confidential the information contained herein and not to reproduce or disclose any such information, in whole or in part, to any individual or entity, without the prior written consent of Herc Rentals. Customer and Herc hereby agree to the equipment and pricing as detailed herein and Customer agrees to be responsible for all applicable fees and charges as published at HercRentals.com, including, without limitation, environmental and emissions, refueling, vehicle licensing fees and transportation charges. Any equipment that is ordered by or on behalf of Customer locally at a Herc branch or other such location, that is not on the list of equipment in this schedule, will be negotiated locally at time of rental, up to an amount not to exceed the then-current list price for a standard rental shift, plus any additional hours, as published at HercRentals.com. Herc may at its sole discretion modify or terminate any pricing herein with 30 days notice to customer.*

EFFECTIVE DATES: FROM: 01/01/2020 THROUGH: 12/31/2020

Pricing Schedule #: 20025

CAT-CLASS DESCRIPTION

DAY

WEEK

MONTH

OMNIA GOLD 2019

HERC RENTALS INC.

Signature:

Signature:

\_\_\_\_\_  
[Sign Name]

\_\_\_\_\_  
[Sign Name]

Name:

Name: Jason Oosterbeek

\_\_\_\_\_  
[Print Name]

\_\_\_\_\_  
[Print Name]

Title:

Title:

Vice President

\_\_\_\_\_

\_\_\_\_\_

Date:

Date:

\_\_\_\_\_

\_\_\_\_\_

OMNIA GOLD 2019

Customer agrees to keep confidential the information contained herein and not to reproduce or disclose any such information, in whole or in part, to any individual or entity, without the prior written consent of Herc Rentals. Customer and Herc hereby agree to the equipment and pricing as detailed herein and Customer agrees to be responsible for all applicable fees and charges as published at HercRentals.com, including, without limitation, environmental and emissions, refueling, vehicle licensing fees and transportation charges. Any equipment that is ordered by or on behalf of Customer locally at a Herc branch or other such location, that is not on the list of equipment in this schedule, will be negotiated locally at time of rental, up to an amount not to exceed the then-current list price for a standard rental shift, plus any additional hours, as published at HercRentals.com. Herc may at its sole discretion modify or terminate any pricing herein with 30 days notice to customer.

**STATE OF NORTH CAROLINA  
COUNTY OF MECKLENBURG**

**THIRD AMENDMENT TO THE AGREEMENT TO PROVIDE  
EQUIPMENT RENTALS AND RELATED PRODUCTS AND SERVICES**

**THIS THIRD AMENDMENT TO THE AGREEMENT TO PROVIDE EQUIPMENT RENTALS AND RELATED PRODUCTS AND SERVICES** (this "Third Amendment") is made and entered into this 1st day of January 2021, by and between Herc Rentals Inc, a corporation doing business in North Carolina (the "Company"), and the City of Charlotte, a North Carolina municipal corporation (the "City").

**Statement of Background and Intent**

- A. The City of Charlotte and the Company entered into an Agreement dated November 1, 2018 (the "Contract") pursuant to which the Company agreed to provide Equipment Rentals and Related Products and Services for the City of Charlotte.
- B. The City of Charlotte and the Company agreed to amend the contract on July 15, 2019 to incorporate an updated equipment list and gold and platinum pricing schedules.
- C. The City of Charlotte and the Company agreed to amend the contract on January 1, 2020 to incorporate an updated equipment list and gold and platinum pricing schedules
- D. The parties now desire to amend the Contract to incorporate certain other changes.

NOW, THEREFORE, in consideration of the mutual covenants and agreements contained herein, the parties hereby agree to the following:

**AGREEMENT**


1. The terms of the Contract are restated by and incorporated into this Third Amendment by reference.
2. Defined terms used in this Third Amendment shall have the same meaning as are assigned to such terms in the Contract.
3. This Third Amendment incorporates an updated 2021 Equipment List and Gold and Platinum Pricing Schedules as specified in Exhibit A (attached) and becomes effective on January 1, 2021.
4. Both parties agree that the Company has the option to recover any administrative or contract fees imposed by any Participating Public Agency.
5. Except to the extent specifically provided above, this amendment shall not be interpreted or construed as waiving any rights, obligations, remedies, or claims the parties may otherwise have under the Contract.
6. In all other respects and except as modified herein, the terms of the Contract shall remain in force and effect.

*[Signature Page Follows]*

Contract#: 2019000318  
Amendment#: 3  
Vendor#: 20941

IN WITNESS WHEREOF, and in acknowledgement that the parties hereto have read and understood each and every provision hereof, the parties have caused this First Amendment to be executed as of the date first written above.

HERC RENTALS INC.

BY:   
(signature)

PRINT NAME: JASON COSTELLO

TITLE: VICE PRESIDENT

DATE: 11/13/20

CITY OF CHARLOTTE:  
CITY MANAGER'S OFFICE

BY: \_\_\_\_\_  
(signature)

PRINT NAME: \_\_\_\_\_

TITLE: \_\_\_\_\_

DATE: \_\_\_\_\_





**CITY OF  
CHARLOTTE**  
Digital Contract Routing Form  
Non-Encumbered

Date Submitted: December 02, 2020

Submitted by: Genetta N. Carothers

Submitter email: gcarothers@charlottenc.gov

Contract #: 2019000318

Amendment #: 3

Contract Name: Equipment Rentals and Related Products and Services

Vendor Legal Name: Herc Rentals, Inc.

Vendor #: 20941

**REQUIRED ATTACHMENT(S):**

Use the Paperclip icon to attach a full Contract Document Routing Packet for review by the authorized City individual with signature authority. The Routing Packet **MUST** include all required components per the direction provided at:

<https://cnet/kbus/finance/Finance/pm/Pages/Contract-Review.aspx>

The following signatures, once completed, shall be incorporated by reference into the contractual document identified above.

**City of Charlotte**

eSigned via SeamlessDocs.com

*Victoria O. Johnson*

Key: f96f2b6210e209b08904836a6d996b691

---

**Herc Rentals Inc. - Pricing Schedule**

Exhibit A

Omnia Platinum

**AFFECTED REGIONS / BRANCHES**

US National (Excluding Hawaii, North Dakota &amp; Midland)

**EFFECTIVE DATES: FROM: 01/01/2021 THROUGH: 12/31/2021****Pricing Schedule #:**

<b>CAT-CLASS DESCRIPTION</b>			<b>DAY</b>	<b>WEEK</b>	<b>MONTH</b>
<b><u>AERIAL - ATTACHMENTS &amp; ACCESSORIES</u></b>					
415	1000	GLAZIER PANEL LIFT KIT	\$39	\$110	\$379
415	1050	ZERO G TOOL HOLDER ATTACHMENT	\$103	\$365	\$689
415	1500	SCISSOR ATTCH 19' EXT DECK FOR GENIE SHU	\$86	\$162	\$383
<b><u>AERIAL - BOOM LIFTS ARTICULATED</u></b>					
410	2010	BOOM ARTICULATED 30FT JIB NARROW ELEC	\$243	\$513	\$1,278
410	2020	BOOM ARTICULATED 30FT NAR ROT JIB ELEC	\$243	\$513	\$1,278
410	2030	BOOM ARTICULATED 33FT ELEC	\$243	\$513	\$1,278
410	2045	BOOM ARTICULATED 34FT NARROW JIB ELEC	\$243	\$513	\$1,278
410	2050	BOOM ARTICULATED 34FT WIDE JIB ELEC	\$243	\$513	\$1,278
410	2060	BOOM ARTICULATED 34FT 4WD HYB	\$275	\$581	\$1,418
410	2070	BOOM ARTICULATED 40FT NARROW JIB ELEC	\$275	\$581	\$1,418
410	2071	BOOM ARTICULATED 40FT NAR JIB BLK ELEC	\$275	\$581	\$1,418
410	2080	BOOM ARTICULATED 40FT NAR ROT JIB ELEC	\$275	\$581	\$1,418
410	2100	BOOM ARTICULATED 40FT WIDE ROT JIB ELEC	\$275	\$581	\$1,418
410	2130	BOOM ARTICULATED 45FT ELEC	\$275	\$581	\$1,418
410	2131	BOOM ARTICULATED 45FT BLK ELEC	\$275	\$581	\$1,418
410	2140	BOOM ARTICULATED 45FT JIB ELEC	\$275	\$581	\$1,418
410	2145	BOOM ARTICULATED 45FT JIB EE RATED ELEC	\$338	\$653	\$1,530
410	3010	BOOM ARTICULATED 34FT 2WD DF	\$248	\$554	\$1,343
410	3020	BOOM ARTICULATED 34FT 2WD DSL	\$248	\$554	\$1,343
410	3030	BOOM ARTICULATED 34FT JIB 4WD DF	\$248	\$554	\$1,343
410	3040	BOOM ARTICULATED 34FT JIB 4WD DSL	\$248	\$554	\$1,343
410	3050	BOOM ARTICULATED 45FT 2WD DF	\$275	\$581	\$1,418
410	3070	BOOM ARTICULATED 45FT 4WD DF	\$275	\$581	\$1,418
410	3071	BOOM ARTICULATED 45FT BLK DF	\$275	\$581	\$1,418
410	3080	BOOM ARTICULATED 45FT JIB 4WD DF	\$275	\$581	\$1,418
410	3081	BOOM ARTICULATED 45FT JIB BLK DF	\$275	\$581	\$1,418
410	3110	BOOM ARTICULATED 45FT 4WD DSL	\$275	\$581	\$1,418
410	3111	BOOM ARTICULATED 45FT JIB BLK DSL	\$275	\$581	\$1,418
410	3120	BOOM ARTICULATED 45FT JIB 4WD DSL	\$275	\$581	\$1,418
410	3127	BOOM ARTICULATED 45FT JIB 4WD HYB	\$275	\$581	\$1,418
410	3131	BOOM ARTICULATED 60FT BLK DF	\$342	\$788	\$1,980
410	3140	BOOM ARTICULATED 60FT JIB 2WD DF	\$342	\$788	\$1,980
410	3161	BOOM ARTICULATED 60FT JIB BLK DSL	\$342	\$788	\$1,980
410	3170	BOOM ARTICULATED 60FT 4WD DF	\$342	\$788	\$1,980
410	3180	BOOM ARTICULATED 60FT JIB 4WD DF	\$342	\$788	\$1,980

Omnia Platinum

**Customer agrees to keep confidential the information contained herein and not to reproduce or disclose any such information, in whole or in part, to any individual or entity, without the prior written consent of Herc Rentals. Customer and Herc hereby agree to the equipment and pricing as detailed herein and unless otherwise exempt, Customer agrees to be responsible for all applicable fees and charges as published at HercRentals.com, including, without limitation, environmental and emissions, refueling, vehicle licensing fees, preventative maintenance and transportation charges. Any equipment that is ordered by or on behalf of Customer locally at a Herc branch or other such location, that is not on the list of equipment in this schedule, will be negotiated locally at time of rental, up to an amount not to exceed the then-current list price for a standard rental shift, plus any additional hours, as published at HercRentals.com. Herc may at its sole discretion modify or terminate any pricing herein with 30 days notice to customer.**

**PRINT DATE: Friday, October 30, 2020**

**AFFECTED REGIONS / BRANCHES**

US National (Excluding Hawaii, North Dakota &amp; Midland)

Exhibit A

**EFFECTIVE DATES: FROM: 01/01/2021 THROUGH: 12/31/2021****Pricing Schedule #:**

<b>CAT-CLASS DESCRIPTION</b>			<b>DAY</b>	<b>WEEK</b>	<b>MONTH</b>
<u>AERIAL - BOOM LIFTS ARTICULATED</u>					
410	3181	BOOM ARTICULATED 60FT JIB BLK DF	\$342	\$788	\$1,980
410	3190	BOOM ARTICULATED 60FT 4WD DSL	\$342	\$788	\$1,980
410	3191	BOOM ARTICULATED 60FT BLK DSL	\$342	\$788	\$1,980
410	3200	BOOM ARTICULATED 60FT JIB 4WD DSL	\$342	\$788	\$1,980
410	3205	BOOM ARTICULATED 60FT JIB 4WD HYB	\$464	\$1,166	\$2,520
410	3231	BOOM ARTICULATED 80FT JIB BLK DF	\$662	\$1,517	\$3,596
410	3261	BOOM ARTICULATED 80FT JIB BLK DSL	\$662	\$1,517	\$3,596
410	3270	BOOM ARTICULATED 80FT 4WD DF	\$662	\$1,517	\$3,596
410	3271	BOOM ARTICULATED 80FT BLK DF	\$662	\$1,517	\$3,596
410	3280	BOOM ARTICULATED 80FT JIB 4WD DF	\$662	\$1,517	\$3,596
410	3290	BOOM ARTICULATED 80FT 4WD DSL	\$662	\$1,517	\$3,596
410	3300	BOOM ARTICULATED 80FT JIB 4WD DSL	\$662	\$1,517	\$3,596
410	3310	BOOM ARTICULATED 80FT JIB 4WD HYB	\$842	\$2,120	\$4,050
410	3350	BOOM ARTICULATED 125FT JIB 4WD DSL	\$1,197	\$3,024	\$6,800
410	3351	BOOM ARTICULATED 125FT JIB BLK DSL	\$1,197	\$3,024	\$6,800
410	3360	BOOM ARTICULATED 135FT JIB 4WD DSL	\$1,323	\$3,528	\$7,425
410	3380	BOOM ARTICULATED 150FT JIB 4WD DSL	\$2,160	\$6,570	\$16,200
<u>AERIAL - BOOM LIFTS STRAIGHTMAST</u>					
410	2500	BOOM STRAIGHT 60FT JIB 2WD ELEC	\$464	\$1,166	\$2,520
410	2510	BOOM STRAIGHT 60FT JIB 4WD ELEC	\$464	\$1,166	\$2,520
410	2530	BOOM STRAIGHT 60FT JIB 4WD HYB	\$464	\$1,166	\$2,520
410	4000	BOOM STRAIGHT 34FT JIB 4WD DSL	\$247	\$553	\$1,342
410	4020	BOOM STRAIGHT 40FT 2WD DSL	\$275	\$581	\$1,418
410	4030	BOOM STRAIGHT 40FT 4WD DF	\$275	\$581	\$1,418
410	4040	BOOM STRAIGHT 40FT 4WD DSL	\$275	\$581	\$1,418
410	4041	BOOM STRAIGHT 40FT BLK DSL	\$275	\$581	\$1,418
410	4080	BOOM STRAIGHT 45FT JIB 4WD DF	\$275	\$581	\$1,418
410	4090	BOOM STRAIGHT 45FT JIB 4WD DSL	\$275	\$581	\$1,418
410	4091	BOOM STRAIGHT 45FT JIB BLK DSL	\$275	\$581	\$1,418
410	4110	BOOM STRAIGHT 60FT 2WD DF	\$342	\$788	\$1,980
410	4111	BOOM STRAIGHT 60FT BLK DF	\$342	\$788	\$1,980
410	4130	BOOM STRAIGHT 60FT 4WD DF	\$342	\$788	\$1,980
410	4140	BOOM STRAIGHT 60FT 4WD DSL	\$342	\$788	\$1,980
410	4141	BOOM STRAIGHT 60FT BLK DSL	\$342	\$788	\$1,980
410	4145	BOOM STRAIGHT 60FT JIB 4WD DSL	\$342	\$788	\$1,980
410	4150	BOOM STRAIGHT 60FT CRAWLER DSL	\$540	\$1,575	\$3,600
410	4151	BOOM STRAIGHT 60FT JIB BLK DSL	\$342	\$788	\$1,980
410	4155	BOOM STRAIGHT 60FT SOFT TOUCH DSL	\$360	\$810	\$2,039
410	4180	BOOM STRAIGHT 65FT JIB 4WD DF	\$360	\$810	\$2,039
410	4190	BOOM STRAIGHT 65FT JIB 4WD DSL	\$360	\$810	\$2,039

Omnia Platinum

**Customer agrees to keep confidential the information contained herein and not to reproduce or disclose any such information, in whole or in part, to any individual or entity, without the prior written consent of Herc Rentals. Customer and Herc hereby agree to the equipment and pricing as detailed herein and unless otherwise exempt, Customer agrees to be responsible for all applicable fees and charges as published at HercRentals.com, including, without limitation, environmental and emissions, refueling, vehicle licensing fees, preventative maintenance and transportation charges. Any equipment that is ordered by or on behalf of Customer locally at a Herc branch or other such location, that is not on the list of equipment in this schedule, will be negotiated locally at time of rental, up to an amount not to exceed the then-current list price for a standard rental shift, plus any additional hours, as published at HercRentals.com. Herc may at its sole discretion modify or terminate any pricing herein with 30 days notice to customer.**

**PRINT DATE: Friday, October 30, 2020**

**AFFECTED REGIONS / BRANCHES**

US National (Excluding Hawaii, North Dakota &amp; Midland)

Exhibit A

**EFFECTIVE DATES: FROM: 01/01/2021 THROUGH: 12/31/2021****Pricing Schedule #:**

<b>CAT-CLASS DESCRIPTION</b>			<b>DAY</b>	<b>WEEK</b>	<b>MONTH</b>
<u>AERIAL - BOOM LIFTS STRAIGHTMAST</u>					
410	4200	BOOM STRAIGHT 65FT JIB CRAWLER DSL	\$765	\$2,025	\$4,455
410	4211	BOOM STRAIGHT 80FT BLK DF	\$662	\$1,517	\$3,596
410	4221	BOOM STRAIGHT 80FT BLK DSL	\$662	\$1,517	\$3,596
410	4230	BOOM STRAIGHT 80FT 4WD DF	\$662	\$1,517	\$3,596
410	4240	BOOM STRAIGHT 80FT 4WD DSL	\$662	\$1,517	\$3,596
410	4242	BOOM STRAIGHT 80FT 4WD DSL HIGH CAP	\$662	\$1,517	\$3,596
410	4270	BOOM STRAIGHT 85FT JIB 4WD DF	\$694	\$1,571	\$3,686
410	4300	BOOM STRAIGHT 85FT JIB 4WD DSL	\$694	\$1,571	\$3,686
410	4301	BOOM STRAIGHT 85FT JIB BLK DSL	\$694	\$1,571	\$3,686
410	4305	BOOM STRAIGHT 85FT JIB 4WD DSL HIGH CAP	\$694	\$1,571	\$3,686
410	4350	BOOM STRAIGHT 105FT JIB 4WD DSL	\$1,103	\$2,781	\$6,143
410	4400	BOOM STRAIGHT 120FT JIB 4WD DSL	\$1,197	\$3,024	\$6,800
410	4401	BOOM STRAIGHT 120FT JIB 4WD BLK DSL	\$1,197	\$3,024	\$6,800
410	4410	BOOM STRAIGHT 125FT JIB 4WD DSL	\$1,197	\$3,024	\$6,800
410	4420	BOOM STRAIGHT 135FT JIB 4WD DSL	\$1,323	\$3,528	\$7,425
410	4421	BOOM STRAIGHT 135FT JIB BLK DSL	\$1,323	\$3,528	\$7,425
410	4422	BOOM STRAIGHT 135FT 30FTJIB 4WD HIGH CAP	\$1,323	\$3,528	\$7,425
410	4430	BOOM STRAIGHT 150FT JIB 4WD DSL	\$2,160	\$6,570	\$16,200
410	4440	BOOM STRAIGHT 180-185FT JIB 4WD DSL	\$3,690	\$8,991	\$21,150
<u>AERIAL - BOOM LIFTS TOWABLE</u>					
410	1010	BOOM TOWABLE 35FT BATTERY	\$248	\$590	\$1,386
410	1020	BOOM TOWABLE 35FT GAS	\$248	\$590	\$1,386
410	1030	BOOM TOWABLE 50FT BATTERY	\$293	\$756	\$1,638
410	1040	BOOM TOWABLE 50FT GAS	\$293	\$756	\$1,638
<u>AERIAL - COMPACT CRAWLER LIFTS</u>					
464	1016	COMPACT CRAWLER BOOM LIFT 40-44' BATTERY	\$1,817	\$3,825	\$6,300
464	1022	COMPACT CRAWLER BOOM LIFT 50-59' BATTERY	\$2,223	\$4,698	\$7,650
464	1036	COMPACT CRAWLER BOOM LIFT 70-79' BATTERY	\$3,078	\$6,300	\$12,600
464	1042	COMPACT WHEELED BOOM LIFT 90-99' HYB	\$3,476	\$7,343	\$14,400
<u>AERIAL - ELECTRIC SCISSOR LIFTS</u>					
405	1060	SCISSOR LIFT 12-13FT 30IN ELEC	\$106	\$207	\$360
405	1062	SCISSOR LIFT 13FT 30IN COMPACT LCS ELEC	\$106	\$207	\$360
405	1065	SCISSOR LIFT 13FT X-DECK COMPACT LCS ELE	\$117	\$247	\$405
405	1070	SCISSOR LIFT 14FT 30IN ELEC	\$106	\$207	\$360
405	1080	SCISSOR LIFT 15FT 30IN ELEC	\$106	\$207	\$360
405	1085	SCISSOR LIFT 19FT 32IN COMPACT ELEC	\$106	\$207	\$360
405	1087	SCISSOR LIFT 19FT 32IN COMPACT LCS ELEC	\$106	\$207	\$360
405	1088	SCISSOR LIFT 19FT X-DECK COMPACT LCS ELE	\$117	\$247	\$405

Omnia Platinum

*Customer agrees to keep confidential the information contained herein and not to reproduce or disclose any such information, in whole or in part, to any individual or entity, without the prior written consent of Herc Rentals. Customer and Herc hereby agree to the equipment and pricing as detailed herein and unless otherwise exempt, Customer agrees to be responsible for all applicable fees and charges as published at HercRentals.com, including, without limitation, environmental and emissions, refueling, vehicle licensing fees, preventative maintenance and transportation charges. Any equipment that is ordered by or on behalf of Customer locally at a Herc branch or other such location, that is not on the list of equipment in this schedule, will be negotiated locally at time of rental, up to an amount not to exceed the then-current list price for a standard rental shift, plus any additional hours, as published at HercRentals.com. Herc may at its sole discretion modify or terminate any pricing herein with 30 days notice to customer.*

**PRINT DATE: Friday, October 30, 2020**

**AFFECTED REGIONS / BRANCHES**

US National (Excluding Hawaii, North Dakota &amp; Midland)

Exhibit A

**EFFECTIVE DATES: FROM: 01/01/2021 THROUGH: 12/31/2021****Pricing Schedule #:**

<b>CAT-CLASS DESCRIPTION</b>			<b>DAY</b>	<b>WEEK</b>	<b>MONTH</b>
<b><u>AERIAL - ELECTRIC SCISSOR LIFTS</u></b>					
405	1090	SCISSOR LIFT 19FT 30-32IN ELEC	\$90	\$176	\$333
405	1091	SCISSOR LIFT 19FT 30-32IN BLK ELEC	\$90	\$176	\$333
405	1100	SCISSOR LIFT 20FT 30-32IN ELEC	\$106	\$221	\$405
405	1110	SCISSOR LIFT 20FT 32IN P-DECK ELEC	\$106	\$221	\$405
405	1140	SCISSOR LIFT 26FT 32IN ELEC	\$122	\$234	\$473
405	1141	SCISSOR LIFT 26FT 32IN BLK ELEC	\$122	\$234	\$473
405	1142	SCISSOR LIFT 26FT 32IN COMPACT LCS ELEC	\$126	\$261	\$540
405	1145	SCISSOR LIFT 26FT 32IN ELEC EE RATED	\$126	\$261	\$540
405	1150	SCISSOR LIFT 26FT 46IN ELEC	\$122	\$234	\$473
405	1160	SCISSOR LIFT 26FT 69IN ELEC	\$132	\$284	\$734
405	1170	SCISSOR LIFT 26FT 46IN AVIATION PKG ELEC	\$132	\$284	\$734
405	1172	SCISSOR LIFT 26FT 46IN AV EE EXT CHG EL	\$133	\$284	\$734
405	1200	SCISSOR LIFT 32FT 32IN ELEC	\$149	\$338	\$675
405	1201	SCISSOR LIFT 32FT 32IN BLK ELEC	\$149	\$338	\$675
405	1210	SCISSOR LIFT 32FT 46-48IN ELEC	\$144	\$320	\$653
405	1220	SCISSOR LIFT 33-35FT 68-69IN ELEC	\$164	\$423	\$878
405	1260	SCISSOR LIFT 40FT 47IN ELEC	\$189	\$473	\$990
405	1261	SCISSOR LIFT 40FT 47IN BLK ELEC	\$189	\$473	\$1,097
405	1270	SCISSOR LIFT 40FT 69IN ELEC	\$225	\$504	\$1,214
405	1300	SCISSOR LIFT 45-46FT 55IN ELEC	\$225	\$504	\$1,214
405	1302	SCISSOR LIFT 45-45FT 55IN LCS ELEC	\$248	\$563	\$1,305
<b><u>AERIAL - PERSONAL LIFTS</u></b>					
400	1020	WORK PLATFORM 2-5 FT DRIVABLE BATT	\$86	\$162	\$284
400	1025	WORK PLATFORM 6-9 FT DRIVABLE BATT OUTR	\$104	\$212	\$320
400	1040	MAST LIFT 3-7FT DESK SURFER PUSH AROUND	\$113	\$212	\$304
400	1050	MAST LIFT 7FT PUSH AROUND	\$113	\$212	\$304
400	1055	MAST LIFT 8FT PUSH AROUND BATTERY LIFT	\$117	\$225	\$405
400	1070	MAST LIFT 5-7FT PORTABLE BATT	\$86	\$162	\$284
400	1100	MAST LIFT 13-15FT PORTABLE BATT	\$117	\$216	\$320
400	1285	MAST LIFT 15FT DRIVABLE BATT EE RATED	\$117	\$247	\$405
<b><u>AERIAL - ROUGH TERRAIN SCISSOR LIFTS</u></b>					
405	1400	SCISSOR LIFT 26FT RT ELEC	\$207	\$473	\$961
405	1430	SCISSOR LIFT 26FT RT DF	\$207	\$473	\$961
405	1440	SCISSOR LIFT 26FT RT OUTR DF	\$212	\$504	\$1,053
405	1450	SCISSOR LIFT 26FT RT DSL	\$207	\$473	\$961
405	1451	SCISSOR LIFT 26FT RT BLK DSL	\$207	\$473	\$961
405	1460	SCISSOR LIFT 26FT RT OUTR DSL	\$212	\$504	\$1,053
405	1485	SCISSOR LIFT 30FT RT 84IN SLEV DECK ELEC	\$347	\$810	\$1,778
405	1500	SCISSOR LIFT 33FT RT 69IN DECK HYB	\$250	\$564	\$1,148

Omnia Platinum

**Customer agrees to keep confidential the information contained herein and not to reproduce or disclose any such information, in whole or in part, to any individual or entity, without the prior written consent of Herc Rentals. Customer and Herc hereby agree to the equipment and pricing as detailed herein and unless otherwise exempt, Customer agrees to be responsible for all applicable fees and charges as published at HercRentals.com, including, without limitation, environmental and emissions, refueling, vehicle licensing fees, preventative maintenance and transportation charges. Any equipment that is ordered by or on behalf of Customer locally at a Herc branch or other such location, that is not on the list of equipment in this schedule, will be negotiated locally at time of rental, up to an amount not to exceed the then-current list price for a standard rental shift, plus any additional hours, as published at HercRentals.com. Herc may at its sole discretion modify or terminate any pricing herein with 30 days notice to customer.**

**PRINT DATE: Friday, October 30, 2020**

**AFFECTED REGIONS / BRANCHES**

US National (Excluding Hawaii, North Dakota &amp; Midland)

Exhibit A

**EFFECTIVE DATES: FROM: 01/01/2021 THROUGH: 12/31/2021****Pricing Schedule #:**

<b>CAT-CLASS DESCRIPTION</b>			<b>DAY</b>	<b>WEEK</b>	<b>MONTH</b>
<b><u>AERIAL - ROUGH TERRAIN SCISSOR LIFTS</u></b>					
405	1520	SCISSOR LIFT 33FT RT 69IN DECK DF	\$243	\$549	\$1,087
405	1530	SCISSOR LIFT 33FT RT 69IN DECK OTR DF	\$243	\$549	\$1,087
405	1540	SCISSOR LIFT 33FT RT 69IN DECK DSL	\$243	\$549	\$1,087
405	1550	SCISSOR LIFT 33FT RT 69IN DECK OTR DSL	\$243	\$549	\$1,087
405	1560	SCISSOR LIFT 33FT RT 84IN DECK DF	\$250	\$564	\$1,193
405	1570	SCISSOR LIFT 33FT RT 84IN DECK OTR DF	\$250	\$564	\$1,193
405	1580	SCISSOR LIFT 33FT RT 84IN DECK DSL	\$250	\$564	\$1,193
405	1590	SCISSOR LIFT 33FT RT 84IN DECK OTR DSL	\$250	\$564	\$1,193
405	1600	SCISSOR LIFT 33FT RT 94IN DECK DF	\$250	\$564	\$1,193
405	1610	SCISSOR LIFT 33FT RT 94IN DECK OTR DF	\$250	\$564	\$1,193
405	1620	SCISSOR LIFT 33FT RT 94IN DECK DSL	\$250	\$564	\$1,193
405	1630	SCISSOR LIFT 33FT RT 94IN DECK OTR DSL	\$250	\$564	\$1,193
405	1700	SCISSOR LIFT 40FT RT 69IN DECK ELEC	\$274	\$608	\$1,463
405	1710	SCISSOR LIFT 40FT RT 69IN DECK HYB	\$274	\$608	\$1,463
405	1720	SCISSOR LIFT 40FT RT 69IN DECK OTR HYB	\$274	\$608	\$1,463
405	1730	SCISSOR LIFT 40FT RT 69IN DECK DF	\$261	\$581	\$1,373
405	1740	SCISSOR LIFT 40FT RT 69IN DECK OTR DF	\$261	\$581	\$1,373
405	1770	SCISSOR LIFT 40-45FT RT 94IN DECK DF	\$274	\$608	\$1,463
405	1780	SCISSOR LIFT 40-45FT RT 94IN DECKOUTR DF	\$274	\$608	\$1,463
405	1790	SCISSOR LIFT 40-45FT RT 94IN DECK DSL	\$274	\$608	\$1,463
405	1800	SCISSOR LIFT 40-45FT RT 94IN DECKOUTRDSL	\$274	\$608	\$1,463
405	1850	SCISSOR LIFT 50-53FT RT OTRIG DF	\$315	\$747	\$1,887
405	1860	SCISSOR LIFT 50-53FT RT OTRIG DSL	\$315	\$747	\$1,887
405	1880	SCISSOR LIFT 60FT RT OTRIG DSL	\$510	\$1,296	\$3,402
<b><u>AERIAL - VERTICAL MAST LIFTS</u></b>					
400	1200	MAST LIFT 20FT PUSH AROUND OTR BATT	\$90	\$212	\$322
400	1210	MAST LIFT 25FT PUSH AROUND OTR BATT	\$108	\$279	\$421
400	1220	MAST LIFT 30FT PUSH AROUND OTR BATT	\$140	\$302	\$520
400	1230	MAST LIFT 36FT PUSH AROUND OTR BATT	\$149	\$342	\$557
400	1240	MAST LIFT 40FT PUSH AROUND OTR BATT	\$154	\$392	\$594
400	1270	MAST LIFT 12FT DRIVABLE BATT	\$81	\$194	\$317
400	1280	MAST LIFT 15FT-16FT DRIVABLE BATT	\$99	\$203	\$347
400	1290	MAST LIFT 20FT DRIVABLE BATT	\$106	\$207	\$383
400	1310	MAST STYLE BOOM LIFT 26FT BATT	\$176	\$423	\$1,454
400	1320	MAST STYLE BOOM LIFT 32FT BATT	\$220	\$518	\$1,836
<b><u>AIR COMPRESSORS - AIR MANIFOLDS</u></b>					
140	3570	MANIFOLD AIR 10 GALLON TANK	\$45	\$111	\$310
140	3580	MANIFOLD AIR 15 GALLON TANK	\$45	\$111	\$310

Omnia Platinum

**Customer agrees to keep confidential the information contained herein and not to reproduce or disclose any such information, in whole or in part, to any individual or entity, without the prior written consent of Herc Rentals. Customer and Herc hereby agree to the equipment and pricing as detailed herein and unless otherwise exempt, Customer agrees to be responsible for all applicable fees and charges as published at HercRentals.com, including, without limitation, environmental and emissions, refueling, vehicle licensing fees, preventative maintenance and transportation charges. Any equipment that is ordered by or on behalf of Customer locally at a Herc branch or other such location, that is not on the list of equipment in this schedule, will be negotiated locally at time of rental, up to an amount not to exceed the then-current list price for a standard rental shift, plus any additional hours, as published at HercRentals.com. Herc may at its sole discretion modify or terminate any pricing herein with 30 days notice to customer.**

**PRINT DATE: Friday, October 30, 2020**



**AFFECTED REGIONS / BRANCHES**

US National (Excluding Hawaii, North Dakota &amp; Midland)

Exhibit A

**EFFECTIVE DATES: FROM: 01/01/2021 THROUGH: 12/31/2021****Pricing Schedule #:**

CAT-CLASS DESCRIPTION			DAY	WEEK	MONTH
<u>AIR COMPRESSORS - COOLERS</u>					
140	2110	COMPRESSED AIR AFTERCOOLER FILTER450CFM	\$81	\$230	\$612
140	2150	COMPRESSED AIR AFTERCOOLERFILTER1000CFM	\$219	\$463	\$1,033
<u>AIR COMPRESSORS - DIESEL</u>					
140	1220	COMPRESSOR TOWABLE 100-125 CFM DSL	\$81	\$192	\$446
140	1260	COMPRESSOR TOWABLE 175-195 CFM DSL	\$104	\$198	\$509
140	1280	COMPRESSOR TOWABLE 200-245 CFM DSL	\$178	\$342	\$793
140	1360	COMPRESSOR TOWABLE 375-425CFM DSL	\$239	\$559	\$1,283
140	1375	COMPRESSOR TOWABLE 750CFM DSL	\$449	\$1,296	\$2,340
140	1380	COMPRESSOR TOWABLE 825CFM DSL	\$471	\$1,296	\$2,340
140	1385	COMPRESSOR TOWABLE 900CFM DSL	\$556	\$1,620	\$4,050
140	1400	COMPRESSOR TOWABLE 1600CFM DSL	\$813	\$2,106	\$5,850
140	1480	COMPRESSOR TOWABLE INS QUAL 1600CFM DSL	\$984	\$2,426	\$6,030
<u>AIR COMPRESSORS - DRYERS</u>					
140	2230	COMPRESSED AIR DESICCANT DRYER 450CFM	\$244	\$684	\$1,710
140	2250	COMPRESSED AIR DESICT DRYER 1500CFM 115V	\$300	\$898	\$2,437
140	2270	COMPRESSOR ATTACH DRYER 2501-3000 CFM	\$577	\$1,582	\$4,446
140	2310	COMPRESSED AIR AFTERCOOLERDRYFLTR 500CFM	\$278	\$813	\$2,116
140	2330	COMPRESSED AIR AFTERCOOLDRYFLTR 1000CFM	\$317	\$1,048	\$2,706
140	2350	COMPRESSED AIR AFTERCOOLDRYFLTR 1600CFM	\$449	\$1,326	\$3,625
<u>AIR COMPRESSORS - ELECTRIC</u>					
140	1020	COMPRESSOR PORTABLE 4 CFM ELECTRIC	\$45	\$158	\$334
140	1040	COMPRESSOR PORTABLE 7 CFM ELECTRIC	\$45	\$158	\$334
140	1645	COMPRESSOR ROTARY 240CFM ELEC	\$183	\$498	\$1,404
140	1655	COMPRESSOR ROTARY 365CFM ELEC	\$203	\$536	\$1,440
140	1660	COMPRESSOR ROTARY 365CFM 125PSI ELEC	\$284	\$804	\$2,016
140	1670	COMPRESSOR ROTARY 500CFM 125PSI ELEC	\$304	\$880	\$2,160
140	1675	COMPRESSOR ROTARY 750CFM ELEC	\$324	\$957	\$2,340
140	1680	COMPRESSOR ROTARY 750CFM 125PSI ELEC	\$405	\$1,129	\$3,060
140	1685	COMPRESSOR ROTARY 900CFM ELEC	\$446	\$1,186	\$3,510
140	1690	COMPRESSOR ROTARY 1000CFM 125PSI ELEC	\$446	\$1,186	\$3,510
140	1695	COMPRESSOR ROTARY 1500CFM ELEC	\$608	\$1,607	\$4,500
140	1700	COMPRESSOR ROTARY 1500CFM 125PSI ELEC	\$628	\$1,733	\$4,680
140	1710	COMPRESSOR ROTARY 1500CFM 4160V ELEC	\$628	\$1,732	\$4,680
<u>AIR COMPRESSORS - MIST ELIMINATORS</u>					
140	2410	COMPRESSOR ATTACH MIST ELMIN 500-999 CFM	\$97	\$203	\$536
140	2420	COMPRESSOR ATTACH MIST ELMIN1500-2000CFM	\$146	\$367	\$1,033

Omnia Platinum

*Customer agrees to keep confidential the information contained herein and not to reproduce or disclose any such information, in whole or in part, to any individual or entity, without the prior written consent of Herc Rentals. Customer and Herc hereby agree to the equipment and pricing as detailed herein and unless otherwise exempt, Customer agrees to be responsible for all applicable fees and charges as published at HercRentals.com, including, without limitation, environmental and emissions, refueling, vehicle licensing fees, preventative maintenance and transportation charges. Any equipment that is ordered by or on behalf of Customer locally at a Herc branch or other such location, that is not on the list of equipment in this schedule, will be negotiated locally at time of rental, up to an amount not to exceed the then-current list price for a standard rental shift, plus any additional hours, as published at HercRentals.com. Herc may at its sole discretion modify or terminate any pricing herein with 30 days notice to customer.*

**PRINT DATE: Friday, October 30, 2020**

**AFFECTED REGIONS / BRANCHES**

US National (Excluding Hawaii, North Dakota &amp; Midland)

Exhibit A

**EFFECTIVE DATES: FROM: 01/01/2021 THROUGH: 12/31/2021****Pricing Schedule #:**

<b>CAT-CLASS DESCRIPTION</b>			<b>DAY</b>	<b>WEEK</b>	<b>MONTH</b>
<u>AIR COMPRESSORS - RECIPROCATING</u>					
140	1610	COMPRESSOR RECIPROCATING 5HP ELEC	\$59	\$167	\$473
<u>AIR COMPRESSORS - SMALL PORTABLE</u>					
140	1060	COMPRESSOR PORTABLE 8 CFM GAS	\$45	\$158	\$334
140	1100	COMPRESSOR PORTABLE 14 CFM GAS	\$49	\$173	\$365
140	1720	COMPRESSOR STATIONARY 25 CFM GAS	\$65	\$140	\$304
<u>AIR COMPRESSORS - WATER SEPARATORS</u>					
140	2010	COMPRESSOR ATTACH WATER SEPARATOR	\$65	\$149	\$440
<u>CLIMATE CONTROL - ACCESSORIES</u>					
925	4030	HEATER DUCT BLK 12X25 6P 300DEG	\$24	\$49	\$97
925	4125	HVAC DUCTING BLK 12X15 6P	\$9	\$23	\$54
925	4130	HVAC DUCTING BLK 12X25 6P	\$12	\$27	\$68
925	4145	HVAC DUCTING BLK 16X15 6P	\$14	\$36	\$90
925	4150	HVAC DUCTING BLK 16X25 6P	\$14	\$36	\$90
925	4155	HVAC DUCTING BLK 20X15 6P	\$14	\$36	\$90
925	4160	HVAC DUCTING BLK 20X25 6P	\$18	\$54	\$162
925	4170	HVAC DUCTING BLK 24X25 6P	\$18	\$54	\$162
925	4230	HI HEAT DUCT BLK 12X25 6P 400/500 DEG	\$13	\$28	\$67
925	4250	HI HEAT DUCT BLK 16X25 6P 400/500 DEG	\$41	\$81	\$162
925	4260	HI HEAT DUCT BLK 20X25 6P 400/500 DEG	\$37	\$102	\$256
925	4300	HVAC DUCTING YLW 8X15 6P	\$9	\$23	\$54
925	4305	HVAC DUCTING YLW 8X25 6P	\$9	\$23	\$54
925	4330	HVAC DUCTING YLW 12X25 6P	\$12	\$27	\$68
925	4340	HVAC DUCTING YLW 14X25 6P	\$14	\$41	\$122
925	4350	HVAC DUCTING YLW 16X25 6P	\$14	\$41	\$122
925	4360	HVAC DUCTING YLW 20X25 6P	\$18	\$59	\$176
925	4365	HVAC DUCTING YLW 24X25 6P	\$18	\$59	\$176
925	4398	HVAC DUCTING WHT 8X8	\$5	\$5	\$5
925	4400	HVAC DUCTING WHT 8X15 6P	\$9	\$23	\$54
925	4405	HVAC DUCTING WHT 8X25 6P	\$9	\$23	\$54
925	4412	HVAC DUCTING WHT 10X25	\$9	\$23	\$54
925	4416	HVAC DUCTING WHT 12X8 4P	\$5	\$5	\$5
925	4420	HVAC DUCTING WHT 12X10 6P	\$9	\$23	\$54
925	4421	HVAC DUCTING WHT 12X10 SOLID	\$9	\$23	\$54
925	4430	HVAC DUCTING WHT 12X25 6P	\$12	\$27	\$68
925	4432	HVAC DUCTING WHT/WHT 12X25 4P	\$12	\$27	\$68
925	4440	HVAC DUCTING WHT 14X25 6P	\$14	\$41	\$122
925	4443	HVAC DUCTING WHT 16X8 6P	\$5	\$5	\$5
925	4445	HVAC DUCTING WHT 16X15 6P	\$14	\$41	\$122

Omnia Platinum

*Customer agrees to keep confidential the information contained herein and not to reproduce or disclose any such information, in whole or in part, to any individual or entity, without the prior written consent of Herc Rentals. Customer and Herc hereby agree to the equipment and pricing as detailed herein and unless otherwise exempt, Customer agrees to be responsible for all applicable fees and charges as published at HercRentals.com, including, without limitation, environmental and emissions, refueling, vehicle licensing fees, preventative maintenance and transportation charges. Any equipment that is ordered by or on behalf of Customer locally at a Herc branch or other such location, that is not on the list of equipment in this schedule, will be negotiated locally at time of rental, up to an amount not to exceed the then-current list price for a standard rental shift, plus any additional hours, as published at HercRentals.com. Herc may at its sole discretion modify or terminate any pricing herein with 30 days notice to customer.*

**PRINT DATE: Friday, October 30, 2020**



**AFFECTED REGIONS / BRANCHES**

US National (Excluding Hawaii, North Dakota &amp; Midland)

Exhibit A

**EFFECTIVE DATES: FROM: 01/01/2021 THROUGH: 12/31/2021****Pricing Schedule #:**

<b>CAT-CLASS DESCRIPTION</b>			<b>DAY</b>	<b>WEEK</b>	<b>MONTH</b>
<b>CLIMATE CONTROL - ACCESSORIES</b>					
925	4450	HVAC DUCTING WHT 16X25 6P	\$14	\$41	\$122
925	4453	HVAC DUCTING WHT 18X25 6P	\$14	\$41	\$122
925	4454	HVAC DUCTING WHT 20X10 7P	\$14	\$41	\$122
925	4455	HVAC DUCTING WHT 20X15 6P	\$14	\$41	\$122
925	4456	HVAC DUCTING WHT 20X15 3P	\$14	\$41	\$122
925	4460	HVAC DUCTING WHT 20X25 6P	\$18	\$59	\$176
925	4462	HVAC DUCTING WHT/WHT 20X25 4P	\$18	\$59	\$176
925	4465	HVAC DUCTING BLUE 20X25 3P	\$18	\$59	\$176
925	4470	HVAC DUCTING BLUE 24X20 4P	\$18	\$59	\$176
925	4552	HVAC DUCT WYE ADAPTER 20	\$19	\$55	\$158
925	4663	HVAC DUCT WYE ADAPTER 20"X12"X12	\$19	\$30	\$53
925	4990	CEILING TILE 24X24 F/8 DUCT	\$4	\$4	\$4
925	5100	CEILING TILE ONLY 24X24 USED FOR 12IN DU	\$4	\$4	\$4
925	5105	CEILING TILE KIT 24X24 WITH 12IN DUCT	\$9	\$9	\$9
925	5110	CEILING TILE 24X24 USED FOR 16IN DUCT	\$4	\$4	\$4
925	5115	CEILING TILE KIT 24X24 WITH 16IN DUCT	\$9	\$9	\$9
<b>CLIMATE CONTROL - AIR CONDITIONERS</b>					
718	1145	5 TON AIR COND INDOOR 1PH 208/230V	\$203	\$536	\$1,260
718	1146	5 TON AIR COND INDOOR W/HEAT 1PH 208/230	\$203	\$536	\$1,260
718	1147	5 TON AIR COND INDOOR W/HEAT 3PH 208/230	\$231	\$621	\$1,260
718	1148	5 TON AIR COND INDOOR W/HEAT 3PH 460V	\$231	\$621	\$1,260
718	1155	5 TON AIR CONDITIONER INDOOR 3PH 460V	\$203	\$536	\$1,260
718	1170	5 TON AIR CONDITION SKID 20KW HEAT	\$203	\$536	\$1,260
718	1175	5 TON AIR CONDITION SKID 9KW HEAT NEMA7	\$356	\$864	\$2,525
718	1210	10 TON AIR CONDITION SKID 36KW HEAT	\$320	\$765	\$2,160
718	1300	12 TON AIR CONDITIONER NARW 3PH 208/230V	\$356	\$896	\$2,304
718	1500	20 TON INDUSTRIAL AIR CONDITIONER	\$482	\$1,102	\$2,916
718	1505	20 TON INDUSTRIAL AIR CONDITIONER NEMA7	\$576	\$1,316	\$3,582
718	1520	20 TON VERT AIR CONDITION 72KW HEAT	\$356	\$880	\$2,160
718	1525	20 TON VERT AIR CONDITION 72KW HEAT	\$356	\$880	\$2,160
718	1610	25 TON AIR CONDITION SKID 72KW HEAT	\$405	\$1,080	\$2,844
718	1700	30 TON VERT AIR CONDITIONER	\$405	\$1,080	\$2,844
718	1800	40 TON INDUSTRIAL AIR CONDITIONER	\$540	\$1,440	\$4,050
718	1805	40 TON INDUSTRIAL AIR CONDITIONER NEMA7	\$540	\$1,440	\$4,050
718	1830	40 TON HYBRID AIR COND 120KW HEAT	\$540	\$1,440	\$4,050
718	2030	60 TON HYBRID AIR COND 136KW HEAT	\$1,287	\$2,487	\$6,300
718	2100	65 TON INDUSTRIAL AIR CONDITIONER	\$770	\$1,922	\$4,860
718	2230	70 TON HYBRID AIR COND 136KW HEAT	\$1,377	\$2,869	\$6,930
718	2300	80 TON INDUSTRIAL AIR CONDITIONER	\$1,377	\$2,869	\$6,930
718	2305	80 TON INDUSTRIAL AIR CONDITIONER NEMA7	\$1,499	\$3,060	\$8,190

Omnia Platinum

**Customer agrees to keep confidential the information contained herein and not to reproduce or disclose any such information, in whole or in part, to any individual or entity, without the prior written consent of Herc Rentals. Customer and Herc hereby agree to the equipment and pricing as detailed herein and unless otherwise exempt, Customer agrees to be responsible for all applicable fees and charges as published at HercRentals.com, including, without limitation, environmental and emissions, refueling, vehicle licensing fees, preventative maintenance and transportation charges. Any equipment that is ordered by or on behalf of Customer locally at a Herc branch or other such location, that is not on the list of equipment in this schedule, will be negotiated locally at time of rental, up to an amount not to exceed the then-current list price for a standard rental shift, plus any additional hours, as published at HercRentals.com. Herc may at its sole discretion modify or terminate any pricing herein with 30 days notice to customer.**

**PRINT DATE: Friday, October 30, 2020**

**AFFECTED REGIONS / BRANCHES**

US National (Excluding Hawaii, North Dakota &amp; Midland)

Exhibit A

**EFFECTIVE DATES: FROM: 01/01/2021 THROUGH: 12/31/2021****Pricing Schedule #:**

<b>CAT-CLASS DESCRIPTION</b>			<b>DAY</b>	<b>WEEK</b>	<b>MONTH</b>
<u>CLIMATE CONTROL - AIR CONDITIONERS</u>					
<u>CLIMATE CONTROL - AIR CURTAINS</u>					
700	1800	AIR CURTAIN	\$543	\$1,184	\$3,240
<u>CLIMATE CONTROL - AIR MOVERS</u>					
700	1180	FAN FLOOR HIGH CFM 24IN ELEC	\$63	\$149	\$306
700	1220	BLOWER HAZ LOC 8IN VANO 115V	\$49	\$126	\$331
700	1230	BLOWER HAZ LOC 12IN VANO 115V	\$69	\$180	\$493
700	1630	COOLER EVAPORATIVE PORT 30GAL 115V ELEC	\$27	\$72	\$216
700	2010	DUST SUPPRESSION MISTER 50FT THROW ELEC	\$405	\$1,053	\$2,138
700	2020	DUST SUPPRESSION MISTER 130FT THROW ELEC	\$405	\$1,053	\$2,138
700	2050	DUST SUPPRESSION MISTER 230FT THROW ELEC	\$369	\$1,134	\$2,822
710	1220	AIRMOVER 3 DIAMETER AIR	\$13	\$43	\$97
710	1240	AIRMOVER 6 DIAMETER AIR	\$10	\$25	\$72
710	1260	AIRMOVER 8 DIAMETER AIR	\$12	\$29	\$79
710	1280	AIRMOVER 10 DIAMETER AIR	\$16	\$40	\$112
710	1300	AIRMOVER 12 DIAMETER AIR	\$21	\$50	\$144
710	1320	AIRMOVER 24 DIAMETER JET FAN AIR	\$77	\$148	\$455
710	1340	AIRMOVER 20 DIAMETER RF TYPE AIR	\$59	\$122	\$360
710	1360	AIRMOVER 20 DIAMETER CF TYPE AIR	\$59	\$122	\$360
<u>CLIMATE CONTROL - AIR SCRUBBERS</u>					
700	2100	CONTAINMENT CART W HEPA SCRUBBER	\$266	\$675	\$1,440
925	3310	HEPA AIR SCRUBBER 500CFM	\$57	\$214	\$547
925	3312	HEPA AIR SCRUBBER 750CFM	\$68	\$275	\$621
925	3314	HEPA AIR SCRUBBER 1200 TO 1400CFM	\$81	\$306	\$689
925	3316	HEPA AIR SCRUBBER 2000CFM	\$97	\$352	\$1,013
925	3318	HEPA AIR SCRUBBER 2400CFM	\$97	\$352	\$1,013
<u>CLIMATE CONTROL - CHILLERS</u>					
718	1750	30 TON AIR COOLED CHILLER W PUMP	\$454	\$1,314	\$3,690
718	1950	50 TON CHILLED WATER AIR HANDLER	\$405	\$957	\$2,700
718	1960	75 TON CHILLED WATER AIR HANDLER	\$304	\$765	\$2,156
718	2050	60 TON AIR COOLED CHILLER W PUMP	\$536	\$1,328	\$4,005
718	2550	100 TON VERT CHILLED WATER HANDLER	\$332	\$815	\$2,430
718	2560	100 TON AIR COOLED CHILLER W PUMP	\$1,053	\$2,869	\$6,300
718	2570	120 TON AIR COOLED CHILLER W PUMP US/CRN	\$1,053	\$2,869	\$6,300
718	2650	120 TON CHILLED WATER AIR HANDLER	\$332	\$815	\$2,430
718	2660	140 TON VERT CHILLED WATER AIR HANDLER	\$647	\$1,796	\$3,510
718	3060	200 TON AIR COOLED CHILLER W PUMP	\$1,742	\$4,973	\$10,350
718	3065	230 TON AIR COOLED W PUMP	\$1,839	\$5,558	\$13,050

Omnia Platinum

*Customer agrees to keep confidential the information contained herein and not to reproduce or disclose any such information, in whole or in part, to any individual or entity, without the prior written consent of Herc Rentals. Customer and Herc hereby agree to the equipment and pricing as detailed herein and unless otherwise exempt, Customer agrees to be responsible for all applicable fees and charges as published at HercRentals.com, including, without limitation, environmental and emissions, refueling, vehicle licensing fees, preventative maintenance and transportation charges. Any equipment that is ordered by or on behalf of Customer locally at a Herc branch or other such location, that is not on the list of equipment in this schedule, will be negotiated locally at time of rental, up to an amount not to exceed the then-current list price for a standard rental shift, plus any additional hours, as published at HercRentals.com. Herc may at its sole discretion modify or terminate any pricing herein with 30 days notice to customer.*

**PRINT DATE: Friday, October 30, 2020**

**AFFECTED REGIONS / BRANCHES**

US National (Excluding Hawaii, North Dakota &amp; Midland)

Exhibit A

**EFFECTIVE DATES: FROM: 01/01/2021 THROUGH: 12/31/2021****Pricing Schedule #:**

<b>CAT-CLASS DESCRIPTION</b>			<b>DAY</b>	<b>WEEK</b>	<b>MONTH</b>
<u>CLIMATE CONTROL - CHILLERS</u>					
718	3070	227 TON AIR COOLED CHILLER W PUMP US/CRN	\$1,839	\$5,558	\$13,050
718	3090	500 TON WATER COOLED CHILLER	\$3,506	\$10,517	\$21,600
<u>CLIMATE CONTROL - DEHUMIDIFIERS</u>					
719	1005	1200 CFM DESICCANT DEHUMIDIFIER 1PH 240V	\$162	\$473	\$1,377
719	1010	2000/1000 CFM DESICCANT DEHUMID 3PH 460V	\$385	\$957	\$2,295
719	1020	5000 CFM DESICCANT DEHUMID 3PH460V	\$720	\$1,571	\$4,590
719	1030	7500/5500CFM DESICCANT DEHU 3PH460VTRIFU	\$720	\$1,571	\$4,590
719	2060	DEHUMIDIFIER DESICCANT 400 CFM	\$144	\$333	\$777
719	2080	DEHUMIDIFIER DESICCANT 800-900 CFM	\$225	\$675	\$1,800
925	3352	DEHUMIDIFIER LGR 60-80 PPD ELEC	\$41	\$153	\$345
925	3354	DEHUMIDIFIER LGR 130-200 PPD ELEC	\$57	\$268	\$536
<u>CLIMATE CONTROL - DIRECT FIRED</u>					
715	0100	200K BTU HYDRONIC HEAT EXCHANGER ELEC	\$54	\$157	\$454
715	0405	50K BTU DIRECT FORCED AIR HEATER LPG/NG	\$24	\$69	\$122
715	0408	50K-60K BTU RADIANT HEATER DSL/KERO	\$41	\$115	\$237
715	0410	80K BTU DIRECT FORCED AIR HEATER DSL/KER	\$41	\$115	\$237
715	0415	80K BTU DIRECT FORCED AIR HEATER LPG	\$41	\$115	\$237
715	0420	150K BTU DIRECT FORCED AIR HEAT DSL/KERO	\$49	\$138	\$270
715	0430	150K BTU DIRECT FORCED AIR HEATER LPG/NG	\$49	\$138	\$270
715	0435	110-150K BTU RADIANT HEATER DSL/KERO	\$77	\$218	\$422
715	0440	170K BTU DIRECT FORCED AIR HEATER LPG/NG	\$61	\$172	\$304
715	0445	170K BTU DIRECT FORCED AIR HEAT DSL/KERO	\$61	\$172	\$304
715	0450	200K BTU DIRECT FORCED AIR HEAT DSL/KERO	\$69	\$192	\$338
715	0460	400K BTU DIRECT FORCED AIR HEATER LPG	\$89	\$218	\$473
715	0462	400K BTU DIRECT FORCED AIR HEATER LPG/NG	\$102	\$287	\$507
715	0470	400K BTU DIRECT FORCED AIR HEAT DSL/KERO	\$102	\$287	\$507
715	0480	650K BTU DIRECT FORCED AIR HEAT DSL/KERO	\$118	\$268	\$608
715	0550	1.5M BTU DIRECT FORCED AIR HEATER LPG/NG	\$203	\$498	\$1,182
<u>CLIMATE CONTROL - ELECTRIC</u>					
715	0005	1.5KW STANDUP INFRARED ELECT HEATER 120V	\$24	\$80	\$185
715	0010	1.6KW ELECT HEATER 110V	\$16	\$61	\$122
715	0020	5-20KW VAR ELECT HEATER 1 - 4 PLUG 110V	\$41	\$122	\$237
715	0025	6KW ELECT HEATER 240V 1PH	\$41	\$122	\$237
715	0030	6-10KW VAR ELECT HEATER 240V 1PH	\$45	\$126	\$257
715	0040	15KW ELECT HEATER 240V 3PH SALAMANDER	\$53	\$141	\$328
715	0042	15KW ELECT HEATER 240V 1PH SALAMANDER	\$53	\$141	\$328
715	0045	15KW ELECT HEATER 480V 3PH SALAMANDER	\$53	\$141	\$328
715	0046	18KW ELECT HEATER 208V 1PH/240V 3PH	\$81	\$207	\$469

Omnia Platinum

**Customer agrees to keep confidential the information contained herein and not to reproduce or disclose any such information, in whole or in part, to any individual or entity, without the prior written consent of Herc Rentals. Customer and Herc hereby agree to the equipment and pricing as detailed herein and unless otherwise exempt, Customer agrees to be responsible for all applicable fees and charges as published at HercRentals.com, including, without limitation, environmental and emissions, refueling, vehicle licensing fees, preventative maintenance and transportation charges. Any equipment that is ordered by or on behalf of Customer locally at a Herc branch or other such location, that is not on the list of equipment in this schedule, will be negotiated locally at time of rental, up to an amount not to exceed the then-current list price for a standard rental shift, plus any additional hours, as published at HercRentals.com. Herc may at its sole discretion modify or terminate any pricing herein with 30 days notice to customer.**

**PRINT DATE: Friday, October 30, 2020**

**AFFECTED REGIONS / BRANCHES**

US National (Excluding Hawaii, North Dakota &amp; Midland)

Exhibit A

**EFFECTIVE DATES: FROM: 01/01/2021 THROUGH: 12/31/2021****Pricing Schedule #:**

<b>CAT-CLASS DESCRIPTION</b>			<b>DAY</b>	<b>WEEK</b>	<b>MONTH</b>
<u>CLIMATE CONTROL - ELECTRIC</u>					
715	0050	13-20KW VAR ELECT HEATER 240V 3PH	\$65	\$184	\$395
715	0055	10-20KW VAR ELECT HEATER 208V/240V 3 PH	\$65	\$184	\$395
715	0060	30KW ELECT HEATER 480V 3PH	\$97	\$230	\$557
715	0070	60KW ELECT HEATER 480V 3PH	\$122	\$421	\$1,013
715	0120	1.35M BTU STAINLESS STEEL HEAT EXCHANGER	\$118	\$329	\$868
715	0140	3.8M BTU STAINLESS STEEL HEAT EXCHANGER	\$304	\$860	\$2,278
715	0205	80K BTU HEATER 1400 CFM WALL MOUNTED	\$41	\$104	\$225
715	0220	60KW ELECT INLINE HEATER 220V/460V 3PH	\$203	\$517	\$1,249
715	0235	150KW IND ELECT HEATER 480V 3PH 1/2IN SP	\$495	\$1,110	\$2,667
715	0237	150KW ELECT HEATER 480V 3PH 5IN SP NAROW	\$495	\$1,110	\$2,667
715	0240	150KW IND ELECT HEATER 480V 3PH 5IN SP	\$790	\$1,664	\$4,000
715	1087	PLATE HEAT EXCHANGER STEAM TO GLYCOL	\$428	\$1,071	\$2,601
<u>CLIMATE CONTROL - FANS &amp; BLOWERS</u>					
700	1240	FAN FLOOR 16-24IN HAZ LOC ELEC	\$81	\$149	\$396
700	1280	FAN MISTING OSCIL PORTABLE 100 GAL ELEC	\$81	\$216	\$536
700	1290	FAN MISTING OSCIL PORTABLE 19-40GAL ELEC	\$61	\$167	\$396
700	1310	INSULATION BLOWER ELECTRIC	\$142	\$324	\$900
700	1320	VACUUM INSULATION REMOVAL GAS	\$239	\$873	\$1,912
700	1420	BLOWER MANHOLE 8IN ELEC	\$37	\$135	\$292
700	1635	COOLER EVAPORATIVE PORT 24IN 115V ELEC	\$61	\$149	\$432
700	1640	COOLER EVAPORATIVE PORT 36IN 115V ELEC	\$61	\$149	\$432
700	1642	COOLER EVAPORATIVE PORT 36IN HAZ LOC	\$118	\$302	\$900
700	1645	COOLER EVAPORATIVE PORT 48IN 115V ELEC	\$65	\$155	\$450
925	3109	PEDESTAL FAN 30"	\$32	\$112	\$244
925	3123	ROUND FLOOR FAN 36	\$44	\$121	\$344
925	3126	ROUND FLOOR FAN 42	\$53	\$146	\$304
925	3129	ROUND FLOOR FAN 48	\$52	\$147	\$367
925	3250	AIRMOVER LOW PROFILE FAN	\$21	\$81	\$183
<u>CLIMATE CONTROL - FLAMELESS</u>					
715	1210	500K BTU 3500 CFM FLAMELESS HEATER DSL	\$1,215	\$2,678	\$6,413
715	1220	750K BTU 5500 CFM FLAMELESS HEATER DSL	\$1,377	\$2,907	\$7,088
715	1230	1M BTU 6000 CFM FLAMELESS HEATER DSL	\$1,800	\$4,500	\$8,550
<u>CLIMATE CONTROL - HYDRONIC SURFACE</u>					
715	1010	234K BTU HYDRONIC SURFACE HEATER DSL	\$1,215	\$2,678	\$5,738
715	1020	385K BTU HYDRONIC SURFACE HEATER DSL	\$1,260	\$2,745	\$5,882
715	1030	600K BTU HYDRONIC SURFACE HEATER DSL	\$1,337	\$3,060	\$6,683
715	1045	860K BTU HYDRONIC AIR HEATER DSL	\$1,398	\$3,483	\$7,250

Omnia Platinum

*Customer agrees to keep confidential the information contained herein and not to reproduce or disclose any such information, in whole or in part, to any individual or entity, without the prior written consent of Herc Rentals. Customer and Herc hereby agree to the equipment and pricing as detailed herein and unless otherwise exempt, Customer agrees to be responsible for all applicable fees and charges as published at HercRentals.com, including, without limitation, environmental and emissions, refueling, vehicle licensing fees, preventative maintenance and transportation charges. Any equipment that is ordered by or on behalf of Customer locally at a Herc branch or other such location, that is not on the list of equipment in this schedule, will be negotiated locally at time of rental, up to an amount not to exceed the then-current list price for a standard rental shift, plus any additional hours, as published at HercRentals.com. Herc may at its sole discretion modify or terminate any pricing herein with 30 days notice to customer.*

**PRINT DATE: Friday, October 30, 2020**

**AFFECTED REGIONS / BRANCHES**

US National (Excluding Hawaii, North Dakota &amp; Midland)

Exhibit A

**EFFECTIVE DATES: FROM: 01/01/2021 THROUGH: 12/31/2021****Pricing Schedule #:**

<b>CAT-CLASS DESCRIPTION</b>			<b>DAY</b>	<b>WEEK</b>	<b>MONTH</b>
<u>CLIMATE CONTROL - INDIRECT FIRED</u>					
715	0600	70K BTU INDIR FORCED AIR HEAT DSL/KERO	\$18	\$54	\$144
715	0605	120K BTU INDIR FORCED AIR HEAT DSL/KERO	\$21	\$63	\$153
715	0610	200K BTU INDIR FORCED AIR HEAT DSL/KERO	\$102	\$287	\$574
715	0615	200K BTU INDIR FORCED AIR HEATER NG	\$102	\$287	\$574
715	0620	400K BTU INDIR FORCED AIR HEAT DSL/KERO	\$154	\$401	\$912
715	0630	400K BTU INDIR FORCED AIR HEATER LPG/NG	\$146	\$383	\$844
715	0632	600K BTU INDIR FORCED AIR HEATER LPG/NG	\$324	\$689	\$1,872
715	0635	700K BTU INDIR FORCED AIR HEATER LP/NG	\$324	\$689	\$1,872
715	0640	750K BTU INDIR FORCED AIR HEATER LPG/NG	\$324	\$689	\$1,872
715	0660	1M BTU INDIR FORCED AIR HEATER LP/NG	\$426	\$995	\$2,340
715	0695	2M BTU INDIR FORCED AIR HEATER LP/NG	\$851	\$1,989	\$4,707
<u>CLIMATE CONTROL - OZONE AND HYDROXYL</u>					
700	1720	OZONE GENERATOR	\$37	\$135	\$292
700	1725	HYDROXYL GENERATOR LARGE AREA	\$122	\$369	\$648
<u>CLIMATE CONTROL - PORTABLE AIR CONDITIONERS</u>					
718	1100	1 TON PORT AIR CONDITIONER 120V	\$90	\$207	\$593
718	1101	1 TON PORT AIR CONDITIONER IT CUBE 115V	\$90	\$207	\$593
718	1102	1 TON PORT AIR CONDITIONER W/HEAT 120 V	\$90	\$207	\$593
718	1103	1 TON PORT AIR COND WATERCOOLED 120V	\$105	\$288	\$651
718	1104	1.2 TON PORT AIR COND W HEAT 5-20P PLUG	\$105	\$288	\$651
718	1105	1 TON PORT AIR COND HEPA UV 5-20P PLUG	\$105	\$288	\$651
718	1110	1 TON PORT AIR COND HEPA UV WATER 120V	\$121	\$315	\$697
718	1115	1.5 TON PORT AIR COND WATERCOOLED 120 V	\$105	\$288	\$651
718	1130	3 TON PORT AIR CONDITIONER 1PH 208/230V	\$162	\$396	\$906
718	1134	3 TON PORT AIR COND W/HEAT 3PH 208/230V	\$203	\$536	\$1,260
718	1156	5 TON PORT AIR COND WATCOOL 1PH 208/230V	\$203	\$536	\$1,260
718	1157	5 TON PORT AIR COND WATCOOL 3PH 208/230V	\$203	\$536	\$1,260
718	1158	5 TON PORT AIR COND WATERCOOLED 3PH 460V	\$203	\$536	\$1,282
718	1160	5 TON PORT AIR COND W/HEAT 3PH 208/230V	\$203	\$536	\$1,260
718	1162	5 TON PORT AIR COND W/HEAT 1PH 208/230V	\$203	\$536	\$1,260
718	1165	5 TON PORT AIR COND W/HEAT 3PH 460V	\$203	\$536	\$1,260
718	1302	12 TON PORT AIR COND W/HEAT 3PH 208/230V	\$356	\$896	\$2,304
718	1305	12 TON PORT AIR COND W/HEAT 3PH 230V	\$356	\$896	\$2,304
718	1310	12 TON PORT AIR COND W/HEAT 3PH 460V	\$356	\$896	\$2,304
<u>CLIMATE CONTROL - SELF-CONTAINED</u>					
715	0810	800K BTU SELF CONTAINED HEATER DSL	\$1,215	\$2,678	\$5,535
715	0815	1.0M BTU SELF CONTAINED HEATER DSL	\$1,215	\$2,700	\$6,750
715	0820	1.2M BTU SELF CONTAINED HEATER DSL	\$1,215	\$2,745	\$7,200

Omnia Platinum

**Customer agrees to keep confidential the information contained herein and not to reproduce or disclose any such information, in whole or in part, to any individual or entity, without the prior written consent of Herc Rentals. Customer and Herc hereby agree to the equipment and pricing as detailed herein and unless otherwise exempt, Customer agrees to be responsible for all applicable fees and charges as published at HercRentals.com, including, without limitation, environmental and emissions, refueling, vehicle licensing fees, preventative maintenance and transportation charges. Any equipment that is ordered by or on behalf of Customer locally at a Herc branch or other such location, that is not on the list of equipment in this schedule, will be negotiated locally at time of rental, up to an amount not to exceed the then-current list price for a standard rental shift, plus any additional hours, as published at HercRentals.com. Herc may at its sole discretion modify or terminate any pricing herein with 30 days notice to customer.**

**PRINT DATE: Friday, October 30, 2020**

**AFFECTED REGIONS / BRANCHES**

US National (Excluding Hawaii, North Dakota &amp; Midland)

Exhibit A

**EFFECTIVE DATES: FROM: 01/01/2021 THROUGH: 12/31/2021****Pricing Schedule #:**

<b>CAT-CLASS DESCRIPTION</b>			<b>DAY</b>	<b>WEEK</b>	<b>MONTH</b>
<u>CLIMATE CONTROL - SELF-CONTAINED</u>					
<u>COMPACTION AND PAVING - DOUBLE DRUM</u>					
150	2820	ROLLER RIDE-ON SMOOTH 35IN DBL 1 TON GAS	\$158	\$446	\$1,062
150	2840	ROLLER RIDE-ON SMOOTH 47IN DBL 2 TON DSL	\$227	\$554	\$1,418
150	2860	ROLLER RIDE-ON SMOOTH 47IN DBL 3 TON DSL	\$227	\$554	\$1,418
150	2880	ROLLER RIDE-ON SMOOTH 66IN DBL 7 TON DSL	\$588	\$1,826	\$3,600
150	2920	ROLLER RIDE-ON SMOOTH 66IN DBL 11TON DSL	\$677	\$1,959	\$4,050
<u>COMPACTION AND PAVING - HOT ASPHALT TRANSPORTS</u>					
150	3020	ROLLER ASPHALT 9 WHL PNEUMATIC 68IN 12TN	\$205	\$1,176	\$3,531
150	4100	TRAILER ASPHALT HEATED SPRAYER 300 GAL	\$235	\$706	\$2,116
150	4120	ASPHALT CRACK FILLER W/B LP	\$117	\$270	\$576
150	5000	TRAILER CRACK SEALER 250 GAL	\$410	\$1,026	\$3,150
<u>COMPACTION AND PAVING - MILLING MACHINES</u>					
150	4000	ROAD MILLING COLD 20IN WIDE	\$1,155	\$3,239	\$8,713
150	4010	ROAD MILLING COLD 80IN WIDE	\$2,138	\$8,730	\$25,132
<u>COMPACTION AND PAVING - PADFOOT ROLLER ATTACHMENTS</u>					
150	2950	ROLLER ATTACHMENT PADFOOT 5 TON	\$51	\$153	\$413
150	2960	ROLLER ATTACHMENT PADFOOT 8 TON	\$107	\$315	\$612
150	2970	ROLLER ATTACHMENT PADFOOT 11 TON	\$129	\$345	\$765
<u>COMPACTION AND PAVING - PLATE COMPACTORS</u>					
150	1260	PLATE COMPACTOR UP TO 299LB GAS	\$68	\$214	\$356
150	1420	PLATE COMPACTOR 100LB TO 199LB REVERSBLE	\$68	\$214	\$447
150	1440	PLATE COMPACTOR 200LB TO 299LB REVERSBLE	\$77	\$261	\$540
150	1460	PLATE COMPACTOR 300LB TO 399LB REVERSBLE	\$77	\$261	\$540
150	1500	PLATE COMPACTOR 500LB TO 599LB REVERSBLE	\$117	\$378	\$810
150	1520	PLATE COMPACTOR 600LB TO 699LB REVERSBLE	\$126	\$428	\$869
150	1540	PLATE COMPACTOR 700LB TO 799LB REVERSBLE	\$135	\$455	\$922
150	1560	PLATE COMPACTOR 900LB TO 999LB REVERSBLE	\$212	\$711	\$1,448
150	1580	PLATE COMPACTOR 1000 TO 1100LB REVERSBLE	\$212	\$711	\$1,448
150	1600	PLATE COMPACTOR 1100LB-1199LB REVERSBLE	\$221	\$738	\$1,500
<u>COMPACTION AND PAVING - PLATE TAMPERS</u>					
150	1720	TAMPER 30LB 6IN AIR	\$45	\$149	\$304
<u>COMPACTION AND PAVING - RAMMERS</u>					
150	1040	RAMMER SAND	\$26	\$88	\$185
150	1060	RAMMER JUMPING JACK 1LB - 99LB GAS	\$63	\$180	\$324
150	1070	RAMMER JUMPING JACK 100LB - 150LB GAS	\$63	\$180	\$324

Omnia Platinum

*Customer agrees to keep confidential the information contained herein and not to reproduce or disclose any such information, in whole or in part, to any individual or entity, without the prior written consent of Herc Rentals. Customer and Herc hereby agree to the equipment and pricing as detailed herein and unless otherwise exempt, Customer agrees to be responsible for all applicable fees and charges as published at HercRentals.com, including, without limitation, environmental and emissions, refueling, vehicle licensing fees, preventative maintenance and transportation charges. Any equipment that is ordered by or on behalf of Customer locally at a Herc branch or other such location, that is not on the list of equipment in this schedule, will be negotiated locally at time of rental, up to an amount not to exceed the then-current list price for a standard rental shift, plus any additional hours, as published at HercRentals.com. Herc may at its sole discretion modify or terminate any pricing herein with 30 days notice to customer.*

**PRINT DATE: Friday, October 30, 2020**



**AFFECTED REGIONS / BRANCHES**

US National (Excluding Hawaii, North Dakota &amp; Midland)

Exhibit A

**EFFECTIVE DATES: FROM: 01/01/2021 THROUGH: 12/31/2021****Pricing Schedule #:**

<b>CAT-CLASS DESCRIPTION</b>			<b>DAY</b>	<b>WEEK</b>	<b>MONTH</b>
<u>COMPACTION AND PAVING - RAMMERS</u>					
150	1080	RAMMER JUMPING JACK 151LB - 199LB GAS	\$63	\$180	\$324
150	1120	RAMMER JUMPING JACK 100LB - 199LB BATT	\$81	\$275	\$567
150	1140	RAMMER JUMPING JACK 100LB - 199LB DSL	\$81	\$275	\$567
<u>COMPACTION AND PAVING - SINGLE DRUM</u>					
150	2560	ROLLER RIDE-ON PADFT 54IN SNG 5 TON	\$450	\$1,395	\$3,101
150	2580	ROLLER RIDE-ON PADFT 66IN SNG 8 TON	\$522	\$1,404	\$3,231
150	2600	ROLLER RIDE-ON PADFT 84IN SNG 11 TON	\$588	\$1,625	\$3,942
150	2620	ROLLER RIDE-ON PADFT 84IN SNG 14 TON	\$707	\$1,809	\$4,392
150	2730	ROLLER RIDE-ON SMOOTH 54IN SNG 5 TON	\$401	\$981	\$2,237
150	2760	ROLLER RIDE-ON SMOOTH 66IN SNG 8 TON	\$482	\$1,206	\$2,646
150	2770	ROLLER RIDE-ON SMOOTH 84IN SNG 11 TON	\$559	\$1,476	\$3,510
<u>COMPACTION AND PAVING - TAMPER ATTACHMENTS</u>					
150	3240	TAMPER ATTACHMENT 3000LB TO 3999LB	\$110	\$389	\$820
150	3260	TAMPER ATTACHMENT 6000LB TO 6999LB	\$129	\$486	\$1,033
150	3300	TAMPER ATTACHMENT 11000LB TO 11999LB	\$214	\$810	\$1,722
150	3320	TAMPER ATTACHMENT 24000LB TO 24999LB	\$235	\$891	\$1,894
<u>COMPACTION AND PAVING - TRENCH ROLLERS</u>					
150	2220	ROLLER TRENCH VIBRA DBL DRUM 22IN DSL	\$320	\$756	\$1,654
150	2260	ROLLER TRENCH VIBRA DBL DRUM 32IN DSL	\$320	\$756	\$1,654
<u>COMPACTION AND PAVING - WALK-BEHIND ROLLERS</u>					
150	2020	ROLLER WALKBEHIND DOUBLE DRUM 25IN GAS	\$140	\$369	\$675
150	2040	ROLLER WALKBEHIND SINGLE DRUM 28IN GAS	\$142	\$378	\$709
150	2100	ROLLER WALKBEHIND SINGLE DRUM 30IN GAS	\$142	\$378	\$709
<u>CONCRETE AND MASONRY - BUGGIES</u>					
100	1850	CONCRETE W/B PUSH BUGGY 6 CU FT	\$21	\$72	\$152
100	1860	CONCRETE W/B PUSH BUGGY 8 CU FT	\$21	\$72	\$152
100	1862	CONCRETE WHEEL POWER BUGGY 8 CU FT BATT	\$81	\$235	\$527
100	1864	CONCRETE WHEEL POWER BUGGY 10 CU FT BATT	\$135	\$338	\$842
100	1865	CONCRETE WHEEL POWER BUGGY 16 CU FT. LPG	\$150	\$533	\$1,124
100	1870	CONCRETE WHEEL POWER BUGGY 16 CU. FT.	\$134	\$414	\$763
100	1880	CONCRETE TRACK POWER BUGGY 10 CU. FT.	\$89	\$238	\$446
100	1890	CONCRETE TRACK POWER BUGGY 16 CU. FT.	\$150	\$533	\$1,124
<u>CONCRETE AND MASONRY - CHAIN SAWS</u>					
115	2890	CHAIN SAW CONCRETE 12-16IN GAS	\$102	\$353	\$773
<u>CONCRETE AND MASONRY - CONCRETE BUCKETS</u>					

Omnia Platinum

*Customer agrees to keep confidential the information contained herein and not to reproduce or disclose any such information, in whole or in part, to any individual or entity, without the prior written consent of Herc Rentals. Customer and Herc hereby agree to the equipment and pricing as detailed herein and unless otherwise exempt, Customer agrees to be responsible for all applicable fees and charges as published at HercRentals.com, including, without limitation, environmental and emissions, refueling, vehicle licensing fees, preventative maintenance and transportation charges. Any equipment that is ordered by or on behalf of Customer locally at a Herc branch or other such location, that is not on the list of equipment in this schedule, will be negotiated locally at time of rental, up to an amount not to exceed the then-current list price for a standard rental shift, plus any additional hours, as published at HercRentals.com. Herc may at its sole discretion modify or terminate any pricing herein with 30 days notice to customer.*

**PRINT DATE: Friday, October 30, 2020**

**AFFECTED REGIONS / BRANCHES**

US National (Excluding Hawaii, North Dakota &amp; Midland)

Exhibit A

**EFFECTIVE DATES: FROM: 01/01/2021 THROUGH: 12/31/2021****Pricing Schedule #:**

<b>CAT-CLASS DESCRIPTION</b>			<b>DAY</b>	<b>WEEK</b>	<b>MONTH</b>
<u>CONCRETE AND MASONRY - CONCRETE BUCKETS</u>					
100	1900	CONCRETE BUCKET 1/2 YD	\$32	\$83	\$203
100	1905	CONCRETE BUCKET 1/3 YD	\$33	\$83	\$203
100	1910	CONCRETE BUCKET 3/4 YD	\$37	\$94	\$243
100	1920	CONCRETE BUCKET 1 YD	\$37	\$94	\$243
100	1930	CONCRETE BUCKET 1-1/2 YD	\$53	\$130	\$347
100	1940	CONCRETE BUCKET 2 YD	\$61	\$158	\$361
<u>CONCRETE AND MASONRY - CONCRETE MIX &amp; HAUL TRAILERS</u>					
610	1600	TRAILER MIXING 27 CF 7000 LB	\$113	\$403	\$851
610	1620	TRAILER MIXING 50 CF 10000 LB	\$122	\$432	\$912
<u>CONCRETE AND MASONRY - CONCRETE MIXERS</u>					
100	1620	CONCRETE MIXER 3-5CU. FT. ELEC	\$49	\$173	\$365
100	1690	CONCRETE MIXER 9 CU. FT. GAS	\$77	\$274	\$577
100	1710	CONCRETE MIXER 12 CU. FT. GAS	\$86	\$302	\$638
<u>CONCRETE AND MASONRY - CORE DRILLS</u>					
100	1420	CORE DRILL UP TO 3IN HAND HELD ELEC	\$77	\$274	\$577
100	1440	CORE DRILL UPTO 6IN HAND HELD/STAND ELEC	\$81	\$288	\$608
100	1470	CORE DRILL UP TO 12IN STAND ELEC	\$94	\$331	\$698
100	1480	CORE DRILL UP TO 24IN STAND HYDRAULIC	\$105	\$360	\$810
<u>CONCRETE AND MASONRY - CURB MOLDING MACHINES</u>					
100	3410	CURB MOLDING MACHINE GAS	\$316	\$882	\$1,998
<u>CONCRETE AND MASONRY - DEMOLITION ROBOT</u>					
230	1000	DEMOLITION ROBOT DXR140 2200LB 12FT ELEC	\$684	\$2,138	\$5,985
230	1100	DEMOLITION ROBOT DXR300 4300LB 17FT ELEC	\$1,026	\$2,993	\$7,695
<u>CONCRETE AND MASONRY - DEMOLITION ROBOT ATTACHMENTS</u>					
230	1200	BREAKER DEMOLITION ROBOT 310LB DXR140	\$149	\$342	\$1,026
230	1210	BREAKER DEMOLITION ROBOT 440LB DXR300	\$171	\$428	\$1,283
230	1215	BREAKER DEMOLITION ROBOT 660LB DXR300	\$194	\$513	\$1,539
230	1300	DEMOLITION ROBOT ATTCH GRAPPLER DXR140	\$171	\$428	\$1,283
230	1310	DEMOLITION ROBOT ATTCH GRAPPLER DXR300	\$171	\$428	\$1,283
230	1400	DEMOLITION ROBOT ATTCH CRUSHER DXR140	\$302	\$684	\$2,138
230	1410	DEMOLITION ROBOT ATTCH CRUSHER DXR300	\$364	\$855	\$2,394
230	1430	DEMOLITION ROBOT ATTCH DRUMCUTTER DXR300	\$364	\$855	\$2,394
230	1500	DEMOLITION ROBOT ATTCH SHEARER 140/300	\$364	\$855	\$2,394
230	1600	DEMOLITION ROBOT BUCKET 12 SMOOTH DXR140	\$26	\$64	\$193
230	1610	DEMOLITION ROBOT BUCKET 12 SMOOTH DXR300	\$26	\$64	\$193
230	1620	DEMOLITION ROBOT BUCKET 20 TRENCH DXR140	\$26	\$64	\$193

Omnia Platinum

*Customer agrees to keep confidential the information contained herein and not to reproduce or disclose any such information, in whole or in part, to any individual or entity, without the prior written consent of Herc Rentals. Customer and Herc hereby agree to the equipment and pricing as detailed herein and unless otherwise exempt, Customer agrees to be responsible for all applicable fees and charges as published at HercRentals.com, including, without limitation, environmental and emissions, refueling, vehicle licensing fees, preventative maintenance and transportation charges. Any equipment that is ordered by or on behalf of Customer locally at a Herc branch or other such location, that is not on the list of equipment in this schedule, will be negotiated locally at time of rental, up to an amount not to exceed the then-current list price for a standard rental shift, plus any additional hours, as published at HercRentals.com. Herc may at its sole discretion modify or terminate any pricing herein with 30 days notice to customer.*

**PRINT DATE: Friday, October 30, 2020**



**AFFECTED REGIONS / BRANCHES**

US National (Excluding Hawaii, North Dakota &amp; Midland)

Exhibit A

**EFFECTIVE DATES: FROM: 01/01/2021 THROUGH: 12/31/2021****Pricing Schedule #:**

<b>CAT-CLASS DESCRIPTION</b>			<b>DAY</b>	<b>WEEK</b>	<b>MONTH</b>
<u>CONCRETE AND MASONRY - DEMOLITION ROBOT ATTACHMENTS</u>					
230	1630	DEMOLITION ROBOT BUCKET 20 TRENCH DXR300	\$26	\$64	\$193
230	1640	DEMOLITION ROBOT BUCKET 30 SMOOTH DXR140	\$26	\$64	\$193
230	1650	DEMOLITION ROBOT BUCKET 30 SMOOTH DXR300	\$26	\$64	\$193
<u>CONCRETE AND MASONRY - HANDHELD CUTOFF SAWS</u>					
100	2700	CONCRETE CUTOFF SAW 12IN DUSTLES HH ELEC	\$49	\$173	\$365
100	2710	CONCRETE CUTOFF SAW 14IN HAND HELD ELEC	\$49	\$173	\$365
100	2720	CONCRETE CUTOFF SAW 12IN HAND HELD GAS	\$61	\$216	\$455
100	2730	CONCRETE CUTOFF SAW 14IN HAND HELD GAS	\$61	\$216	\$455
100	2740	CONCRETE CUTOFF SAW 16IN HAND HELD GAS	\$69	\$245	\$517
100	2750	CONCRETE CUTOFF SAW 14IN HAND HELD AIR	\$51	\$180	\$395
100	2780	CONCRETE CUTNBRK SAW 16IN HAND HELD GAS	\$61	\$216	\$455
<u>CONCRETE AND MASONRY - MISCELLANEOUS</u>					
100	1410	CONCRETE IMAGING DETECTION SYSTEM	\$450	\$1,350	\$4,050
100	1800	TILT DEBRIS CART 3/4 CU YD BATTERY 750LB	\$64	\$193	\$446
<u>CONCRETE AND MASONRY - MORTAR MIXERS</u>					
100	1720	MORTAR MIXER 4 CU. FT. ELEC	\$53	\$187	\$395
100	1750	MORTAR MIXER 7 CU. FT. GAS	\$77	\$274	\$577
100	1770	MORTAR MIXER 9 CU. FT. GAS	\$77	\$274	\$577
100	1780	MORTAR MIXER 12 CU. FT. GAS	\$86	\$302	\$638
<u>CONCRETE AND MASONRY - REBAR CUTTERS</u>					
100	1950	CUTTER REBAR UP TO 1 IN	\$53	\$187	\$395
<u>CONCRETE AND MASONRY - ROTARY &amp; HAMMER DRILLS</u>					
100	1050	ROTARY HAMMER 1/4-1 IN SDS PLUS BATT	\$41	\$144	\$304
100	1090	ROTARY HAMMER 3/16-3/4IN SDS PLUS ELEC	\$41	\$144	\$304
100	1140	ROTARY HAMMER SDS MAX COMBO 1/2-6IN ELEC	\$49	\$173	\$365
100	1150	ROTARY HAMMER SDS MAX COMBO 1/2-3IN ELEC	\$49	\$173	\$365
100	1180	ROTARY HAMMER DRILL AIR	\$32	\$115	\$243
100	2775	CONCRETE CUTNBRK SAW 14IN HAND HELD ELEC	\$51	\$180	\$395
100	8270	TRAILER MOUNTED FALL PROTECTION	\$342	\$855	\$2,106
<u>CONCRETE AND MASONRY - SCREEDS</u>					
100	2500	CONCRETE SCREED PORTABLE 10-16FT GAS	\$65	\$230	\$486
<u>CONCRETE AND MASONRY - TILE SAWS</u>					
100	3070	CONCRETE BRICK SAW 14IN ELEC	\$73	\$259	\$547
100	3080	CONCRETE BRICK SAW 14IN GAS	\$73	\$259	\$547
100	3220	TILE AND STONE COMBICUT SAW 10IN ELEC	\$53	\$187	\$395

Omnia Platinum

*Customer agrees to keep confidential the information contained herein and not to reproduce or disclose any such information, in whole or in part, to any individual or entity, without the prior written consent of Herc Rentals. Customer and Herc hereby agree to the equipment and pricing as detailed herein and unless otherwise exempt, Customer agrees to be responsible for all applicable fees and charges as published at HercRentals.com, including, without limitation, environmental and emissions, refueling, vehicle licensing fees, preventative maintenance and transportation charges. Any equipment that is ordered by or on behalf of Customer locally at a Herc branch or other such location, that is not on the list of equipment in this schedule, will be negotiated locally at time of rental, up to an amount not to exceed the then-current list price for a standard rental shift, plus any additional hours, as published at HercRentals.com. Herc may at its sole discretion modify or terminate any pricing herein with 30 days notice to customer.*

**PRINT DATE: Friday, October 30, 2020**

**AFFECTED REGIONS / BRANCHES**

US National (Excluding Hawaii, North Dakota &amp; Midland)

Exhibit A

**EFFECTIVE DATES: FROM: 01/01/2021 THROUGH: 12/31/2021****Pricing Schedule #:**

<b>CAT-CLASS DESCRIPTION</b>			<b>DAY</b>	<b>WEEK</b>	<b>MONTH</b>
<u>CONCRETE AND MASONRY - TILE SAWS</u>					
100	3230	TILE SAW 10IN ELEC	\$53	\$187	\$395
<u>CONCRETE AND MASONRY - TROWELS</u>					
100	2550	CONCRETE TROWEL MACHINE 36IN W/B ELEC	\$61	\$216	\$406
100	2595	CONCRETE TROWEL MACHINE 24IN W/B GAS	\$69	\$245	\$517
100	2600	CONCRETE TROWEL MACHINE 36IN W/B GAS	\$69	\$245	\$517
100	2610	CONCRETE TROWEL MACHINE 46IN W/B GAS	\$77	\$274	\$577
100	2620	CONCRETE TROWEL MACHINE 48IN W/B GAS	\$77	\$274	\$577
100	2650	CONCRETE TROWEL 96IN POWER RIDE-ON GAS	\$203	\$720	\$1,519
<u>CONCRETE AND MASONRY - VIBRATORS</u>					
100	2110	CONCRETE VIBRATOR 1HP ELEC	\$53	\$187	\$395
100	2120	CONCRETE VIBRATOR 2HP ELEC	\$53	\$187	\$395
100	2130	CONCRETE VIBRATOR 3HP ELEC	\$53	\$187	\$395
100	2230	HIGH FREQ INTERNAL CONCRETE VIBRATOR	\$69	\$245	\$517
100	2360	CONCRETE VIBRATOR BACKPACK GAS	\$57	\$202	\$426
100	2370	CONCRETE VIBRATOR BACKPACK W/2 BATT 1CHG	\$112	\$360	\$1,102
<u>CONCRETE AND MASONRY - WALK-BEHIND SAWS</u>					
100	2810	CONCRETE PUSH W/B SAW 10-19 HP GAS	\$69	\$245	\$517
100	2820	CONCRETE SELFPROP W/B SAW 10-19 HP GAS	\$102	\$360	\$760
100	2840	CONCRETE SELFPROP W/B SAW 20-29 HP GAS	\$122	\$432	\$912
100	2850	CONCRETE SELFPROP W/B SAW 30-39 HP GAS	\$199	\$612	\$1,276
100	2870	CONCRETE PUSH W/B SAW 0-9 HP ELEC	\$81	\$288	\$608
100	2880	CONCRETE SELFPROP W/B SAW 0-9 HP LPN	\$102	\$360	\$760
100	2895	CONCRETE SELFPROP W/B SAW 20-29 HP LPN	\$130	\$461	\$979
100	2910	CONCRETE SELFPROP W/B SAW 40 - 49 HP DSL	\$259	\$716	\$1,485
100	2925	CONCRETE SELFPROP W/B SAW 70 - 79 HP DSL	\$401	\$1,062	\$2,194
100	2930	CONCRETE PUSH W/B SAW 14IN BLADE AIR	\$69	\$245	\$517
100	2950	CONCRETE EARLY ENTRY SAW PUSH 6IN GAS	\$110	\$389	\$820
100	2960	CONCRETE EARLY ENTRY SAW W/B 10IN GAS	\$207	\$410	\$878
100	2980	CONCRETE CRACK REPAIR SAW 8IN GAS	\$61	\$162	\$392
<u>CONTRACTOR AND INDUSTRIAL -</u>					
125	2380	HANDHELD TUBE EXPANDER BATT	\$21	\$54	\$152
135	6000	RR SPIKE PULLER HYD	\$49	\$122	\$338
135	6005	RR SPIKE DRIVER TALL HYD	\$57	\$144	\$405
135	6015	RR TAMPER TIE 10 GPM HYD	\$57	\$144	\$405
135	6020	RR CUTOFF SAW CCW HYD	\$49	\$122	\$338
135	6025	RR IMPACT DRILL 7/16QC HYD	\$49	\$122	\$338
135	6030	RR RAIL DRILL HYD	\$69	\$180	\$503

Omnia Platinum

*Customer agrees to keep confidential the information contained herein and not to reproduce or disclose any such information, in whole or in part, to any individual or entity, without the prior written consent of Herc Rentals. Customer and Herc hereby agree to the equipment and pricing as detailed herein and unless otherwise exempt, Customer agrees to be responsible for all applicable fees and charges as published at HercRentals.com, including, without limitation, environmental and emissions, refueling, vehicle licensing fees, preventative maintenance and transportation charges. Any equipment that is ordered by or on behalf of Customer locally at a Herc branch or other such location, that is not on the list of equipment in this schedule, will be negotiated locally at time of rental, up to an amount not to exceed the then-current list price for a standard rental shift, plus any additional hours, as published at HercRentals.com. Herc may at its sole discretion modify or terminate any pricing herein with 30 days notice to customer.*

**PRINT DATE: Friday, October 30, 2020**

**AFFECTED REGIONS / BRANCHES**

US National (Excluding Hawaii, North Dakota &amp; Midland)

Exhibit A

**EFFECTIVE DATES: FROM: 01/01/2021 THROUGH: 12/31/2021****Pricing Schedule #:**

<b>CAT-CLASS DESCRIPTION</b>			<b>DAY</b>	<b>WEEK</b>	<b>MONTH</b>
<u>CONTRACTOR AND INDUSTRIAL -</u>					
135	6035	RR JACK TRACK HYD	\$37	\$94	\$260
<u>CONTRACTOR AND INDUSTRIAL - ACOUSTICAL SPRAYERS</u>					
100	5530	SPRAYER ACOUSTICAL STANDARD	\$57	\$202	\$426
<u>CONTRACTOR AND INDUSTRIAL - AERATORS</u>					
115	1810	AERATOR 10-19IN WIDTH WALKBEHIND	\$72	\$252	\$517
115	1820	AERATOR 20-29IN WIDTH WALKBEHIND	\$108	\$387	\$810
115	1840	AERATOR 20-29 IN WIDTH RIDE ON	\$198	\$657	\$1,733
<u>CONTRACTOR AND INDUSTRIAL - AIR BREAKERS</u>					
120	1610	BREAKER 30-39LB AIR	\$37	\$130	\$274
120	1620	BREAKER 40-49LB AIR	\$41	\$144	\$304
120	1640	BREAKER 60-69LB AIR	\$45	\$158	\$334
120	1660	BREAKER 90-99LB AIR	\$57	\$202	\$426
<u>CONTRACTOR AND INDUSTRIAL - AIR CHIPPING HAMMERS</u>					
120	1520	CHIPPING HAMMER RETAINER 13-20 LB AIR	\$37	\$130	\$274
120	1540	CHIPPING HAMMER RETAINER 26-31 LB AIR	\$41	\$144	\$304
<u>CONTRACTOR AND INDUSTRIAL - AIR CLAY SPADES</u>					
120	1700	CLAY DIGGER 30-39 LB AIR	\$37	\$130	\$274
<u>CONTRACTOR AND INDUSTRIAL - AIR GRINDERS</u>					
120	3000	GRINDER BATWING 7INCH AIR	\$16	\$43	\$122
120	3010	GRINDER ANGLE 4 IN AIR	\$16	\$43	\$122
120	3020	GRINDER HORIZ 7 IN AIR	\$16	\$43	\$122
120	3025	GRINDER VERTICAL 7 IN AIR	\$17	\$60	\$113
120	3030	GRINDER STRAIGHT AIR	\$13	\$32	\$91
120	3040	GRINDER DIE RIGHT ANGLE 1/4IN AIR	\$13	\$32	\$91
120	3050	GRINDER DIE 1/4IN AIR	\$13	\$32	\$91
<u>CONTRACTOR AND INDUSTRIAL - AIR HORIZONTAL DRILLS</u>					
120	3500	DRILL HORIZ 1/2INCH AIR	\$16	\$43	\$122
120	3510	DRILL HORIZ 3/8 AIR	\$14	\$32	\$90
120	3550	CONCRETE SLAB RIDER DRILL5/8-2-1/2IN AIR	\$270	\$810	\$2,430
<u>CONTRACTOR AND INDUSTRIAL - AIR IMPACT WRENCHES</u>					
130	1650	WRENCH IMPACT 1/2IN BATTERY	\$21	\$72	\$152
130	1670	WRENCH IMPACT 1/2IN ELEC	\$32	\$86	\$243
130	1680	WRENCH IMPACT 3/4IN ELEC	\$37	\$97	\$274
130	1690	WRENCH IMPACT 1IN ELEC	\$41	\$108	\$304

Omnia Platinum

**Customer agrees to keep confidential the information contained herein and not to reproduce or disclose any such information, in whole or in part, to any individual or entity, without the prior written consent of Herc Rentals. Customer and Herc hereby agree to the equipment and pricing as detailed herein and unless otherwise exempt, Customer agrees to be responsible for all applicable fees and charges as published at HercRentals.com, including, without limitation, environmental and emissions, refueling, vehicle licensing fees, preventative maintenance and transportation charges. Any equipment that is ordered by or on behalf of Customer locally at a Herc branch or other such location, that is not on the list of equipment in this schedule, will be negotiated locally at time of rental, up to an amount not to exceed the then-current list price for a standard rental shift, plus any additional hours, as published at HercRentals.com. Herc may at its sole discretion modify or terminate any pricing herein with 30 days notice to customer.**

**PRINT DATE: Friday, October 30, 2020**

**AFFECTED REGIONS / BRANCHES**

US National (Excluding Hawaii, North Dakota &amp; Midland)

Exhibit A

**EFFECTIVE DATES: FROM: 01/01/2021 THROUGH: 12/31/2021****Pricing Schedule #:**

<b>CAT-CLASS DESCRIPTION</b>			<b>DAY</b>	<b>WEEK</b>	<b>MONTH</b>
<u>CONTRACTOR AND INDUSTRIAL - AIR IMPACT WRENCHES</u>					
135	2560	WRENCH IMPACT 3/8 AIR	\$16	\$32	\$68
135	2580	WRENCH IMPACT 1/2 AIR	\$16	\$32	\$68
135	2590	WRENCH IMPACT 3/4 AIR	\$18	\$36	\$108
135	2600	WRENCH IMPACT 1 AIR	\$32	\$63	\$180
135	2610	WRENCH IMPACT 1 1/2 AIR	\$45	\$90	\$270
135	2620	WRENCH IMPACT SPLINE 1 1/2 AIR	\$45	\$90	\$270
135	2640	WRENCH IMPACT SPLINE AIR	\$45	\$90	\$270
<u>CONTRACTOR AND INDUSTRIAL - AIR NAILERS</u>					
100	5620	NAILER FRAMING AIR	\$24	\$86	\$183
100	5630	NAILER FINISHING AIR	\$24	\$86	\$183
100	5640	NAILER ROOFING AIR	\$24	\$86	\$183
<u>CONTRACTOR AND INDUSTRIAL - AIR NUTRUNNERS</u>					
135	2750	TORQUE NUTRUNNER AIR .75IN SQ 1K	\$97	\$241	\$675
135	2755	TORQUE NUTRUNNER AIR 1IN SQ 1K	\$182	\$527	\$1,485
135	2757	TORQUE NUTRUNNER AIR 1IN SQ 3K	\$243	\$576	\$1,620
135	2760	TORQUE NUTRUNNER AIR 1.5IN SQ 4K	\$271	\$727	\$2,039
<u>CONTRACTOR AND INDUSTRIAL - AIR RECIPROCATING SAWS</u>					
120	3610	SAW RECIPROCATING HAND AIR	\$32	\$86	\$220
120	3620	SAW HACK HAND HELD AIR	\$32	\$86	\$220
120	3640	SAW TIG AIR	\$32	\$86	\$220
<u>CONTRACTOR AND INDUSTRIAL - AIR RIVET BUSTERS</u>					
120	2010	RIVET BUSTER 6 IN STROKE	\$29	\$65	\$169
120	2020	CHIPPING HAMMER 4IN STROKE ROUND	\$29	\$65	\$169
120	2030	RIVET BUSTER 8IN STROKE	\$61	\$216	\$455
120	2040	RIVET BUSTER 11IN STROKE	\$65	\$230	\$486
<u>CONTRACTOR AND INDUSTRIAL - AIR ROCK DRILLS</u>					
120	1750	ROCK DRILL 1-9 LB AIR	\$49	\$173	\$365
120	1760	ROCK DRILL 10-19 LB AIR	\$53	\$187	\$395
120	1780	ROCK DRILL 30-39 LB AIR	\$57	\$202	\$426
120	1800	ROCK DRILL 40-49 LB AIR	\$65	\$230	\$486
120	1810	ROCK DRILL 50-59 LB AIR	\$69	\$245	\$517
120	1820	ROCK DRILL 60-69 LB AIR	\$69	\$245	\$517
<u>CONTRACTOR AND INDUSTRIAL - AIR ROCK SPLITTERS</u>					
120	1900	ROCK SPLITTER	\$86	\$269	\$748
120	1910	ROCK SPLITTER POWER BOX	\$98	\$243	\$536

Omnia Platinum

*Customer agrees to keep confidential the information contained herein and not to reproduce or disclose any such information, in whole or in part, to any individual or entity, without the prior written consent of Herc Rentals. Customer and Herc hereby agree to the equipment and pricing as detailed herein and unless otherwise exempt, Customer agrees to be responsible for all applicable fees and charges as published at HercRentals.com, including, without limitation, environmental and emissions, refueling, vehicle licensing fees, preventative maintenance and transportation charges. Any equipment that is ordered by or on behalf of Customer locally at a Herc branch or other such location, that is not on the list of equipment in this schedule, will be negotiated locally at time of rental, up to an amount not to exceed the then-current list price for a standard rental shift, plus any additional hours, as published at HercRentals.com. Herc may at its sole discretion modify or terminate any pricing herein with 30 days notice to customer.*

**PRINT DATE: Friday, October 30, 2020**

**AFFECTED REGIONS / BRANCHES**

US National (Excluding Hawaii, North Dakota &amp; Midland)

Exhibit A

**EFFECTIVE DATES: FROM: 01/01/2021 THROUGH: 12/31/2021****Pricing Schedule #:**

<b>CAT-CLASS DESCRIPTION</b>			<b>DAY</b>	<b>WEEK</b>	<b>MONTH</b>
<u>CONTRACTOR AND INDUSTRIAL - AUTOMOTIVE TOOLS</u>					
115	4010	CHARGER BATTERY 1 TO 24 V	\$24	\$65	\$183
<u>CONTRACTOR AND INDUSTRIAL - BED EDGERS</u>					
115	1960	BED EDGER	\$77	\$234	\$523
<u>CONTRACTOR AND INDUSTRIAL - BLOWERS</u>					
115	2410	LEAF BLOWER HANDHELD GAS	\$16	\$58	\$122
115	2420	LEAF BLOWER BACKPACK GAS	\$29	\$101	\$212
115	2430	LEAF BLOWER WALKBEHIND GAS	\$45	\$158	\$334
<u>CONTRACTOR AND INDUSTRIAL - BRUSH CHIPPERS</u>					
115	3510	BRUSH CHIPPER 6IN 20 - 25 HP GAS	\$264	\$702	\$1,418
115	3540	BRUSH CHIPPER 12IN 49 - 74 HP DSL	\$405	\$972	\$2,430
115	3545	BRUSH CHIPPER 12IN 49 - 90 HP GAS	\$405	\$972	\$2,430
115	3570	BRUSH CHIPPER 18IN 170 - 179 HP DSL	\$689	\$1,800	\$4,050
<u>CONTRACTOR AND INDUSTRIAL - CHAIN SAWS</u>					
115	2700	CHAIN SAW 16IN ELECTRIC	\$37	\$130	\$274
115	2760	CHAIN SAW 14IN GAS	\$45	\$158	\$334
115	2770	CHAIN SAW 16IN GAS	\$45	\$158	\$334
115	2780	CHAIN SAW 18IN GAS	\$53	\$187	\$395
115	2790	CHAIN SAW 20IN GAS	\$53	\$187	\$395
115	2810	CHAIN SAW 25IN GAS	\$61	\$216	\$455
115	2820	CHAIN SAW 28IN GAS	\$69	\$245	\$517
115	2840	CHAIN SAW 32IN GAS	\$69	\$245	\$517
<u>CONTRACTOR AND INDUSTRIAL - CIRCULAR SAWS</u>					
100	6510	SAW CIRCULAR 7 1/4IN BLADE ELEC	\$16	\$58	\$122
100	6520	SAW CIRCULAR 10 1/4IN BLADE ELEC	\$24	\$86	\$183
100	6530	SAW CIRCULAR 16 IN ELEC	\$41	\$144	\$304
100	6540	SAW WORM DRIVE TYPE 7-14IN ELEC	\$16	\$58	\$122
120	3600	SAW CIRCULAR 8 1/4INCH AIR	\$24	\$65	\$183
<u>CONTRACTOR AND INDUSTRIAL - COLD WATER PRESSURE WASHERS</u>					
105	2000	WASHER 1000-1999 PSI GAS	\$65	\$230	\$486
105	2010	WASHER 1000 PSI ELEC 120V 12.5-15AMP	\$65	\$230	\$486
105	2020	WASHER 2000-2999 PSI GAS	\$65	\$230	\$486
105	2030	WASHER 2000-2999 PSI LPN	\$65	\$230	\$486
105	2040	WASHER 3000 PSI DSL	\$97	\$346	\$729
105	2050	WASHER 3000-3999 PSI GAS	\$81	\$288	\$608
105	2060	WASHER 4000-4999 PSI GAS	\$81	\$288	\$608
105	2070	WASHER 5000-5999 PSI GAS	\$113	\$403	\$878

Omnia Platinum

**Customer agrees to keep confidential the information contained herein and not to reproduce or disclose any such information, in whole or in part, to any individual or entity, without the prior written consent of Herc Rentals. Customer and Herc hereby agree to the equipment and pricing as detailed herein and unless otherwise exempt, Customer agrees to be responsible for all applicable fees and charges as published at HercRentals.com, including, without limitation, environmental and emissions, refueling, vehicle licensing fees, preventative maintenance and transportation charges. Any equipment that is ordered by or on behalf of Customer locally at a Herc branch or other such location, that is not on the list of equipment in this schedule, will be negotiated locally at time of rental, up to an amount not to exceed the then-current list price for a standard rental shift, plus any additional hours, as published at HercRentals.com. Herc may at its sole discretion modify or terminate any pricing herein with 30 days notice to customer.**

**PRINT DATE: Friday, October 30, 2020**

**AFFECTED REGIONS / BRANCHES**

US National (Excluding Hawaii, North Dakota &amp; Midland)

Exhibit A

**EFFECTIVE DATES: FROM: 01/01/2021 THROUGH: 12/31/2021****Pricing Schedule #:**

<b>CAT-CLASS DESCRIPTION</b>			<b>DAY</b>	<b>WEEK</b>	<b>MONTH</b>
<u>CONTRACTOR AND INDUSTRIAL - COLD WATER PRESSURE WASHERS</u>					
<u>CONTRACTOR AND INDUSTRIAL - CONDUIT BENDERS, ELECTRIC</u>					
125	2000	CONDUIT BENDER UP TO 2 555 ELEC	\$89	\$238	\$669
125	2020	CONDUIT BENDER PVC/RIG/EMT/IMC 1/2-2 ELE	\$130	\$346	\$972
<u>CONTRACTOR AND INDUSTRIAL - CONDUIT BENDERS, HYDRAULIC</u>					
125	2010	CONDUIT BENDER 1-1/4 TO 5IN HYDRAULIC	\$154	\$547	\$1,155
125	2025	SS TUBING BENDER 1/4-3/4 KIT W/CUTTER	\$90	\$270	\$540
<u>CONTRACTOR AND INDUSTRIAL - CONFINED SPACE RESCUE KITS</u>					
100	8220	SAFETY CONFINED SPACE ENTRY & RESCUE KIT	\$73	\$187	\$473
<u>CONTRACTOR AND INDUSTRIAL - CORDLESS RECIPROCATING SAWS</u>					
100	6560	SAW RECIPROCATING HAND BATTERY	\$16	\$58	\$122
100	6570	SAW RECIPROCATING HAND ELEC	\$16	\$58	\$122
<u>CONTRACTOR AND INDUSTRIAL - CRIMPERS</u>					
130	1550	CABLE CRIMPER W/ DIE KIT 12T MANUAL HYD	\$65	\$173	\$507
130	1555	CABLE CRIMPER DIELESS 12TON BATTERY	\$90	\$216	\$689
130	1560	CABLE CRIMPER W/ DIE KIT 15 T BATTERY	\$194	\$468	\$1,215
<u>CONTRACTOR AND INDUSTRIAL - CRIMPING TOOLS</u>					
130	1950	CRIMPING TOOL 12TON 120V BATTERY	\$41	\$144	\$338
<u>CONTRACTOR AND INDUSTRIAL - DIAMOND GRINDERS</u>					
100	4570	GRINDER DIAMOND 6IN DUSTLESS ELEC	\$94	\$331	\$698
<u>CONTRACTOR AND INDUSTRIAL - DIE GRINDERS</u>					
100	4490	GRINDER DIE 1-1/2 IN ELEC	\$13	\$32	\$64
100	4510	GRINDER DIE 2-1/2 IN ELEC	\$13	\$32	\$64
<u>CONTRACTOR AND INDUSTRIAL - DIGITAL PIPE LOCATORS</u>					
125	2560	LOCATOR PIPE DIGITAL KIT	\$86	\$223	\$604
<u>CONTRACTOR AND INDUSTRIAL - DNS</u>					
100	6670	SAW TOE KICK ELEC	\$24	\$65	\$183
100	7090	JEEPER PIPE INSPECTOR	\$21	\$54	\$152
<u>CONTRACTOR AND INDUSTRIAL - DRAIN CLEANERS</u>					
125	1420	PIPE SNAKE 1/2IN WIDE 75FT CABLE	\$49	\$173	\$365
125	1440	PIPE SNAKE 2IN WIDE 50FT CABLE	\$49	\$173	\$365
125	1450	PIPE SNAKE 2-4IN WIDE 100FT CBLE SELF FE	\$97	\$274	\$608

Omnia Platinum

*Customer agrees to keep confidential the information contained herein and not to reproduce or disclose any such information, in whole or in part, to any individual or entity, without the prior written consent of Herc Rentals. Customer and Herc hereby agree to the equipment and pricing as detailed herein and unless otherwise exempt, Customer agrees to be responsible for all applicable fees and charges as published at HercRentals.com, including, without limitation, environmental and emissions, refueling, vehicle licensing fees, preventative maintenance and transportation charges. Any equipment that is ordered by or on behalf of Customer locally at a Herc branch or other such location, that is not on the list of equipment in this schedule, will be negotiated locally at time of rental, up to an amount not to exceed the then-current list price for a standard rental shift, plus any additional hours, as published at HercRentals.com. Herc may at its sole discretion modify or terminate any pricing herein with 30 days notice to customer.*

**PRINT DATE: Friday, October 30, 2020**

**AFFECTED REGIONS / BRANCHES**

US National (Excluding Hawaii, North Dakota &amp; Midland)

Exhibit A

**EFFECTIVE DATES: FROM: 01/01/2021 THROUGH: 12/31/2021****Pricing Schedule #:**

<b>CAT-CLASS DESCRIPTION</b>			<b>DAY</b>	<b>WEEK</b>	<b>MONTH</b>
<u>CONTRACTOR AND INDUSTRIAL - DRAIN CLEANERS</u>					
125	1460	PIPE SNAKE 1-2IN WIDE 25FT CABLE	\$37	\$90	\$169
125	1470	PIPE SNAKE 4-6IN WIDE 100FT CABLE	\$61	\$216	\$455
<u>CONTRACTOR AND INDUSTRIAL - DRYWALL SANDERS</u>					
100	5060	SANDER DRYWALL 9 IN HEAD 62 IN REACH	\$41	\$144	\$304
<u>CONTRACTOR AND INDUSTRIAL - ELECTRIC BREAKERS</u>					
100	1250	BREAKER 10-19LB ELEC	\$49	\$173	\$365
100	1260	BREAKER 20-29LB ELEC	\$57	\$202	\$426
100	1270	BREAKER 30-39LB ELEC	\$69	\$245	\$517
100	1300	BREAKER 60-69LB ELEC	\$81	\$288	\$608
100	1310	BREAKER 70-79LB ELEC	\$89	\$317	\$669
100	1320	CART FOR ELECTRIC BREAKER	\$53	\$187	\$395
<u>CONTRACTOR AND INDUSTRIAL - EXPLOSION PROOF LIGHTING</u>					
110	2000	LIGHT DROP LED 120V HAZ LOC	\$8	\$23	\$63
110	2010	LIGHT FLOOD INCAN 110V HAZ LOC ELEC	\$41	\$108	\$315
110	2020	LIGHT STAND AIR 250W HAZ LOC	\$89	\$238	\$669
110	2030	LIGHT BRICK LED HAZ LOC	\$122	\$333	\$936
110	2040	LIGHT FLOOD HAZ LOC AIR	\$81	\$216	\$608
110	2050	LIGHT STRING LED 100FT HAZ LOC	\$110	\$292	\$820
110	2080	LIGHT STRING INCAN 12V HAZ LOC	\$130	\$351	\$936
110	2100	LIGHT WORK INCAN 120V HAZ LOC	\$13	\$43	\$91
110	2110	LIGHT WORK INCAN 120V/12V HAZ LOC	\$37	\$130	\$274
<u>CONTRACTOR AND INDUSTRIAL - EYE WASH</u>					
135	3900	EYE WASH STATION	\$37	\$97	\$266
<u>CONTRACTOR AND INDUSTRIAL - FLANGE SPREADERS</u>					
125	2405	FLANGE SPREADER 5 TON HYD DROP PIN	\$41	\$108	\$304
125	2410	FLANGE SPREADER 5TONS RATCHET	\$37	\$86	\$152
125	2420	FLANGE SPREADER 1TON HYD	\$8	\$22	\$61
125	2425	FLANGE SPREADER 5TON HYD	\$40	\$81	\$166
125	2440	FLANGE SPREADER 10 TON HYD DROP PIN	\$57	\$151	\$426
125	2450	FLANGE SPREADER 14TON HYD	\$65	\$173	\$486
125	2460	FLANGE SPREADER 20TONS RATCHET	\$69	\$184	\$517
<u>CONTRACTOR AND INDUSTRIAL - FLOOR NAILERS</u>					
100	5210	NAILER FLOORING AIR	\$32	\$115	\$243
100	5670	NAILER SIDING AIR	\$24	\$86	\$183
<u>CONTRACTOR AND INDUSTRIAL - GAS BREAKERS</u>					

Omnia Platinum

*Customer agrees to keep confidential the information contained herein and not to reproduce or disclose any such information, in whole or in part, to any individual or entity, without the prior written consent of Herc Rentals. Customer and Herc hereby agree to the equipment and pricing as detailed herein and unless otherwise exempt, Customer agrees to be responsible for all applicable fees and charges as published at HercRentals.com, including, without limitation, environmental and emissions, refueling, vehicle licensing fees, preventative maintenance and transportation charges. Any equipment that is ordered by or on behalf of Customer locally at a Herc branch or other such location, that is not on the list of equipment in this schedule, will be negotiated locally at time of rental, up to an amount not to exceed the then-current list price for a standard rental shift, plus any additional hours, as published at HercRentals.com. Herc may at its sole discretion modify or terminate any pricing herein with 30 days notice to customer.*

**PRINT DATE: Friday, October 30, 2020**



**AFFECTED REGIONS / BRANCHES**

US National (Excluding Hawaii, North Dakota &amp; Midland)

Exhibit A

**EFFECTIVE DATES: FROM: 01/01/2021 THROUGH: 12/31/2021****Pricing Schedule #:**

<b>CAT-CLASS DESCRIPTION</b>			<b>DAY</b>	<b>WEEK</b>	<b>MONTH</b>
<u>CONTRACTOR AND INDUSTRIAL - GAS BREAKERS</u>					
100	1290	BREAKER 50-59LB GAS	\$89	\$317	\$669
<u>CONTRACTOR AND INDUSTRIAL - GAS DRILLS</u>					
100	6040	DRILL GAS	\$29	\$101	\$212
<u>CONTRACTOR AND INDUSTRIAL - GRILLS</u>					
115	2970	GRILL TRAILER MOUNTED W/ROTISSURIE LPG	\$81	\$288	\$608
<u>CONTRACTOR AND INDUSTRIAL - HAND PLANERS</u>					
100	6200	PLANER BENCH 12 IN ELEC	\$61	\$180	\$331
<u>CONTRACTOR AND INDUSTRIAL - HEAT GUNS</u>					
100	6250	GUN HEAT UP TO 1000 DEGREE ELEC	\$8	\$14	\$31
<u>CONTRACTOR AND INDUSTRIAL - HEDGE TRIMMERS</u>					
115	2020	HEDGE TRIMMER 24IN ELEC	\$29	\$97	\$199
115	2030	HEDGE TRIMMER 30IN ELEC	\$29	\$97	\$199
115	2060	HEDGE TRIMMER 24IN GAS	\$37	\$130	\$237
115	2070	HEDGE TRIMMER 24IN ON A 42IN SHAFT GAS	\$49	\$140	\$266
115	2080	HEDGE TRIMMER 30IN GAS	\$49	\$140	\$266
<u>CONTRACTOR AND INDUSTRIAL - HORIZONTAL DRILLS</u>					
100	1520	DRILL 3/8IN ELEC	\$16	\$58	\$122
100	1550	DRILL 1/2IN ELEC	\$16	\$58	\$122
100	1570	DRILL 3/8IN BATTERY	\$16	\$58	\$122
<u>CONTRACTOR AND INDUSTRIAL - HOSE RACKS</u>					
125	2660	18X4HOSE RACKS W/FORKLIFT SLOTS/RISER	\$73	\$155	\$372
<u>CONTRACTOR AND INDUSTRIAL - HOT WATER PRESSURE WASHERS</u>					
105	2500	WASHER 2000-2999 PSI HOT WATER GAS	\$130	\$461	\$972
105	2505	WASHER 1000-1999 PSI HOT WATER ELEC	\$130	\$461	\$810
105	2515	WASHER 3000-3999 PSI HOT WATER GAS	\$146	\$518	\$1,094
<u>CONTRACTOR AND INDUSTRIAL - HYDRAULIC BREAKERS</u>					
100	1360	BREAKER 60-69 LB HYD	\$41	\$108	\$304
<u>CONTRACTOR AND INDUSTRIAL - HYDRAULIC PUNCHES</u>					
130	1750	PUNCH HYDRAULIC 35 TON	\$65	\$230	\$486
<u>CONTRACTOR AND INDUSTRIAL - HYDROSTATIC TEST PUMPS</u>					
125	1200	PUMP HYDROSTATIC TEST 3000 PSI MANUAL	\$61	\$133	\$355

Omnia Platinum

*Customer agrees to keep confidential the information contained herein and not to reproduce or disclose any such information, in whole or in part, to any individual or entity, without the prior written consent of Herc Rentals. Customer and Herc hereby agree to the equipment and pricing as detailed herein and unless otherwise exempt, Customer agrees to be responsible for all applicable fees and charges as published at HercRentals.com, including, without limitation, environmental and emissions, refueling, vehicle licensing fees, preventative maintenance and transportation charges. Any equipment that is ordered by or on behalf of Customer locally at a Herc branch or other such location, that is not on the list of equipment in this schedule, will be negotiated locally at time of rental, up to an amount not to exceed the then-current list price for a standard rental shift, plus any additional hours, as published at HercRentals.com. Herc may at its sole discretion modify or terminate any pricing herein with 30 days notice to customer.*

**PRINT DATE: Friday, October 30, 2020**



**AFFECTED REGIONS / BRANCHES**

US National (Excluding Hawaii, North Dakota &amp; Midland)

Exhibit A

**EFFECTIVE DATES: FROM: 01/01/2021 THROUGH: 12/31/2021****Pricing Schedule #:**

<b>CAT-CLASS DESCRIPTION</b>			<b>DAY</b>	<b>WEEK</b>	<b>MONTH</b>
<u>CONTRACTOR AND INDUSTRIAL - HYDROSTATIC TEST PUMPS</u>					
125	1205	PUMP HYDROSTATIC TEST 6000 PSI MANUAL	\$49	\$119	\$334
125	1210	PUMP HYDROSTATIC TEST 500 PSI ELEC	\$94	\$230	\$540
125	1220	PUMP HYDROSTATIC TEST 300 PSI	\$94	\$230	\$540
125	1240	PUMP HYDROSTATIC TEST 500 PSI GAS	\$94	\$230	\$540
125	1270	PUMP HYDROSTATIC TEST 3600PSI HYD STD	\$162	\$576	\$1,215
125	1290	PUMP HYDROSTATIC TEST 10000 PSI 2 STAGE	\$144	\$383	\$1,071
125	1300	PUMP HYDROSTATIC TEST 10000 PSI AIR	\$94	\$230	\$540
<u>CONTRACTOR AND INDUSTRIAL - JIG SAWS</u>					
100	6500	SAW JIG HAND HELD ELEC	\$8	\$14	\$31
<u>CONTRACTOR AND INDUSTRIAL - KNOCKOUT SETS</u>					
130	1300	KNOCKOUT SET UP TO 4IN MANUAL HYD	\$32	\$72	\$180
130	1310	KNOCKOUT SET 4IN BATTERY	\$32	\$72	\$180
<u>CONTRACTOR AND INDUSTRIAL - LAWN EDGERS</u>					
115	1950	EDGER LAWN	\$41	\$144	\$270
<u>CONTRACTOR AND INDUSTRIAL - LEAF &amp; DEBRIS VACUUMS</u>					
105	3800	VACUUM WALK BEHIND LEAF	\$65	\$238	\$638
<u>CONTRACTOR AND INDUSTRIAL - LEVELS</u>					
100	7110	LEVEL OPTICAL TRANSIT	\$32	\$83	\$220
100	7140	LEVEL LASER PIPE	\$134	\$346	\$746
100	7160	LEVEL LASER VISIBLE	\$53	\$187	\$395
<u>CONTRACTOR AND INDUSTRIAL - LIGHT TOWERS</u>					
510	1010	LIGHT TOWER 50W LED SOLAR SKID	\$77	\$198	\$576
510	1015	LIGHT TOWER 640W LED SOLAR TRAILER	\$176	\$446	\$1,035
510	1020	LIGHT TOWER 200W LED SOLAR TRAILER	\$112	\$256	\$699
510	1030	LIGHT TOWER VERT MAST MAN NARROW BODY	\$99	\$234	\$405
510	1031	LIGHT TOWER BALLON LIGHT ATTACHMENT	\$43	\$171	\$383
510	1035	LIGHT TOWER HORIZ MAST MAN NARROW BODY	\$99	\$234	\$405
510	1040	LIGHT TOWER VERT MAST ELEC NARROW BODY	\$99	\$234	\$405
510	1055	LIGHT TOWER VERT MAST LED TRAILER	\$132	\$338	\$727
510	1060	LIGHT TOWER VERT MAST AUTO NARROW BODY	\$99	\$234	\$405
510	1070	LIGHT TOWER BALLOON KIT	\$105	\$293	\$383
510	1080	LIGHT TOWER MAN MAST 16FT LED CART 120V	\$77	\$198	\$577
510	1082	LIGHT TOWER ELEC MAST 23FT LED CART 120V	\$86	\$225	\$642
510	1084	LIGHT TOWER MAN MAST 23FT LED TRAIL 120V	\$86	\$225	\$642
510	1090	LIGHTTOWER HORIZ MAST 15KWGEN WIDE BODY	\$112	\$256	\$699
510	1100	LIGHTTOWER HORIZ MAST 20KWGEN WIDE BODY	\$126	\$315	\$972

Omnia Platinum

**Customer agrees to keep confidential the information contained herein and not to reproduce or disclose any such information, in whole or in part, to any individual or entity, without the prior written consent of Herc Rentals. Customer and Herc hereby agree to the equipment and pricing as detailed herein and unless otherwise exempt, Customer agrees to be responsible for all applicable fees and charges as published at HercRentals.com, including, without limitation, environmental and emissions, refueling, vehicle licensing fees, preventative maintenance and transportation charges. Any equipment that is ordered by or on behalf of Customer locally at a Herc branch or other such location, that is not on the list of equipment in this schedule, will be negotiated locally at time of rental, up to an amount not to exceed the then-current list price for a standard rental shift, plus any additional hours, as published at HercRentals.com. Herc may at its sole discretion modify or terminate any pricing herein with 30 days notice to customer.**

**PRINT DATE: Friday, October 30, 2020**

**AFFECTED REGIONS / BRANCHES**

US National (Excluding Hawaii, North Dakota &amp; Midland)

Exhibit A

**EFFECTIVE DATES: FROM: 01/01/2021 THROUGH: 12/31/2021****Pricing Schedule #:**

<b>CAT-CLASS DESCRIPTION</b>			<b>DAY</b>	<b>WEEK</b>	<b>MONTH</b>
<u>CONTRACTOR AND INDUSTRIAL - LIGHT TOWERS</u>					
510	1120	LIGHTTOWER 15KWGEN WITH 500 GAL TANK	\$165	\$378	\$1,053
510	1140	LIGHT TOWER VERT MAST 20KW WIDE BODY	\$165	\$378	\$1,053
510	1160	LIGHT TOWER CUBE VERT MAST LED SKID	\$189	\$473	\$1,035
700	1740	UV-C LED LIGHT INDOOR USE ONLY 115V	\$85	\$243	\$243
700	1742	ROLLING STAND FOR UV-C LED LIGHT	\$8	\$25	\$54
<u>CONTRACTOR AND INDUSTRIAL - LOG SPLITTERS</u>					
115	2900	LOG SPLITTER 9HP 20-26 TON	\$77	\$274	\$577
115	2901	LOG SPLITTER 7-8 HP 30-34 TON	\$122	\$432	\$912
<u>CONTRACTOR AND INDUSTRIAL - MAGNETIC DRILLS</u>					
130	1210	DRILL MAGNETIC BASE 1/2IN ELEC	\$57	\$151	\$426
130	1220	DRILL MAGNETIC BASE 3/4IN ELEC	\$69	\$184	\$517
130	1240	DRILL MAGNETIC BASE 1-5/8 TO 2IN ELEC	\$89	\$238	\$669
130	1250	DRILL MAGNETIC BASE 2 TO 2-1/2IN ELEC	\$95	\$257	\$729
130	1260	DRILL MAGNETIC BASE 3IN ELEC	\$110	\$292	\$820
130	1280	DRILL MAGNETIC BASE 2-1/6IN AIR	\$113	\$302	\$851
<u>CONTRACTOR AND INDUSTRIAL - MATERIAL HANDLING</u>					
140	3300	FILTER POT CARBON 6 BAG VESSEL	\$81	\$288	\$900
140	3310	FILTER POT SS 2 VESSELS BAG SKID	\$162	\$495	\$1,458
140	3316	FILTER POT SS 6 BAG VESSEL 6IN INLT SKID	\$166	\$504	\$1,845
140	3320	FILTER POT CODED 12 IN CT BP TRAILER	\$389	\$1,044	\$3,510
140	3330	FILTER POT CODED DUAL 12 IN TRAILER	\$689	\$1,836	\$5,130
140	3430	DIESEL PARTICULATE FILTER FOR 4.9L	\$486	\$864	\$1,620
<u>CONTRACTOR AND INDUSTRIAL - METAL DETECTORS</u>					
100	7050	METAL DETECTOR FERROUS	\$32	\$115	\$243
100	7060	METAL DETECTOR TREASURE	\$16	\$47	\$122
<u>CONTRACTOR AND INDUSTRIAL - MISCELLANEOUS SHOP EQUIPMENT</u>					
125	2640	RACK CONDUIT	\$8	\$22	\$61
125	2670	WELDER FRAME 6 PACK	\$29	\$68	\$112
<u>CONTRACTOR AND INDUSTRIAL - MITER SAWS</u>					
100	6620	SAW MITER SLIDE COMPOUND 12 IN ELEC	\$37	\$130	\$274
<u>CONTRACTOR AND INDUSTRIAL - MOWERS</u>					
115	2190	MOWER LAWN 20-24IN PUSH GAS	\$24	\$86	\$183
115	2200	MOWER LAWN 20-24IN SELF PROPELLED GAS	\$32	\$115	\$243
115	2230	MOWER BRUSH 24-26IN SELF PROPELLED GAS	\$94	\$331	\$698
115	2240	MOWER LAWN 36-48IN RIDING GAS	\$105	\$374	\$790

Omnia Platinum

**Customer agrees to keep confidential the information contained herein and not to reproduce or disclose any such information, in whole or in part, to any individual or entity, without the prior written consent of Herc Rentals. Customer and Herc hereby agree to the equipment and pricing as detailed herein and unless otherwise exempt, Customer agrees to be responsible for all applicable fees and charges as published at HercRentals.com, including, without limitation, environmental and emissions, refueling, vehicle licensing fees, preventative maintenance and transportation charges. Any equipment that is ordered by or on behalf of Customer locally at a Herc branch or other such location, that is not on the list of equipment in this schedule, will be negotiated locally at time of rental, up to an amount not to exceed the then-current list price for a standard rental shift, plus any additional hours, as published at HercRentals.com. Herc may at its sole discretion modify or terminate any pricing herein with 30 days notice to customer.**

**PRINT DATE: Friday, October 30, 2020**

**AFFECTED REGIONS / BRANCHES**

US National (Excluding Hawaii, North Dakota &amp; Midland)

Exhibit A

**EFFECTIVE DATES: FROM: 01/01/2021 THROUGH: 12/31/2021****Pricing Schedule #:**

<b>CAT-CLASS DESCRIPTION</b>			<b>DAY</b>	<b>WEEK</b>	<b>MONTH</b>
<u>CONTRACTOR AND INDUSTRIAL - MOWERS</u>					
115	2250	MOWER LAWN 49-60IN RIDING GAS	\$122	\$428	\$912
115	2260	MOWER LAWN 49-60IN RIDING DIESEL	\$150	\$533	\$1,124
<u>CONTRACTOR AND INDUSTRIAL - NIBBLERS</u>					
130	1850	NIBBLER 10 GAUGE ELEC	\$41	\$108	\$243
<u>CONTRACTOR AND INDUSTRIAL - OVERSEADERS</u>					
115	1850	OVERSEEDER WALKBEHIND GAS	\$105	\$306	\$743
<u>CONTRACTOR AND INDUSTRIAL - PAINT SPRAYERS</u>					
100	5500	SPRAYER PAINT STANDARD AIRLESS	\$81	\$284	\$509
100	5510	SPRAYER PAINT MEDIUM AIRLESS	\$61	\$216	\$455
<u>CONTRACTOR AND INDUSTRIAL - PIPE BENDERS</u>					
100	7530	CONDUIT BENDING TABLE	\$90	\$180	\$360
<u>CONTRACTOR AND INDUSTRIAL - PIPE BEVELING TOOLS</u>					
125	2160	PIPE CUTTER BEVELLER 2-4	\$24	\$65	\$183
125	2170	PIPE CUTTER BEVELLER 3-8	\$27	\$71	\$201
125	2180	PIPE CUTTER BEVELLER 7-12	\$32	\$86	\$243
125	2190	PIPE CUTTER BEVELLER 14-20	\$45	\$119	\$334
125	2200	PIPE CUTTER BEVELLER 20-26	\$61	\$162	\$455
125	2210	PIPE CUTTER BEVELLER 24-30	\$69	\$184	\$517
125	2220	PIPE CUTTER BEVELLER 30-36	\$77	\$205	\$577
125	2260	PIPE CUTTER BEVELLING BAND 96	\$57	\$151	\$426
<u>CONTRACTOR AND INDUSTRIAL - PIPE CAMERAS</u>					
125	1590	THERMAL IMAGING INFARED CAMERA	\$112	\$324	\$832
125	1600	CAMERA SEWER 3-10	\$162	\$576	\$1,215
125	1610	BURIED LINE PIPE AND CAMERA LOCATOR	\$41	\$144	\$304
125	1615	BURIED LINE TRANSMITTER NO LOCATOR	\$45	\$79	\$301
<u>CONTRACTOR AND INDUSTRIAL - PIPE CLAMPS</u>					
125	2510	CLAMP ADJ CHAIN 4-16	\$13	\$32	\$91
125	2520	CLAMP ADJ CHAIN 6-36	\$18	\$51	\$144
<u>CONTRACTOR AND INDUSTRIAL - PIPE CUTTERS</u>					
125	2110	PIPE CUTTER 8 STRAIGHT	\$49	\$130	\$264
125	2120	PIPE CUTTER 12 STRAIGHT	\$57	\$151	\$331
125	2130	PIPE CUTTER 16 STRAIGHT	\$65	\$173	\$388
125	2150	PIPE CUTTER 24 STRAIGHT	\$81	\$216	\$557
125	2230	PIPE CUTTER BEVELLER 4IN AND UP ELEC	\$65	\$173	\$486

Omnia Platinum

**Customer agrees to keep confidential the information contained herein and not to reproduce or disclose any such information, in whole or in part, to any individual or entity, without the prior written consent of Herc Rentals. Customer and Herc hereby agree to the equipment and pricing as detailed herein and unless otherwise exempt, Customer agrees to be responsible for all applicable fees and charges as published at HercRentals.com, including, without limitation, environmental and emissions, refueling, vehicle licensing fees, preventative maintenance and transportation charges. Any equipment that is ordered by or on behalf of Customer locally at a Herc branch or other such location, that is not on the list of equipment in this schedule, will be negotiated locally at time of rental, up to an amount not to exceed the then-current list price for a standard rental shift, plus any additional hours, as published at HercRentals.com. Herc may at its sole discretion modify or terminate any pricing herein with 30 days notice to customer.**

**PRINT DATE: Friday, October 30, 2020**

**AFFECTED REGIONS / BRANCHES**

US National (Excluding Hawaii, North Dakota &amp; Midland)

Exhibit A

**EFFECTIVE DATES: FROM: 01/01/2021 THROUGH: 12/31/2021****Pricing Schedule #:**

<b>CAT-CLASS DESCRIPTION</b>			<b>DAY</b>	<b>WEEK</b>	<b>MONTH</b>
<u>CONTRACTOR AND INDUSTRIAL - PIPE CUTTERS</u>					
<u>CONTRACTOR AND INDUSTRIAL - PIPE GROOVERS</u>					
125	2565	PIPE FREEZING TOOL 1/2 TO 2-1/2 IN ELEC	\$108	\$374	\$702
125	2570	PIPE GROOVER ATTACHMENT 2-12	\$41	\$108	\$304
<u>CONTRACTOR AND INDUSTRIAL - PIPE PRESS</u>					
125	2690	PIPE PRESS TOOL PRO 1/2 - 2 IN BATT	\$61	\$216	\$455
<u>CONTRACTOR AND INDUSTRIAL - PIPE STANDS</u>					
125	2530	STAND VISE PIPE YOKE	\$13	\$32	\$91
125	2550	STAND VISE PIPE CHAIN	\$5	\$7	\$21
<u>CONTRACTOR AND INDUSTRIAL - PIPE THREADERS</u>					
125	2300	PIPE THREADER 535 1/8-2 ELEC	\$122	\$342	\$635
125	2310	PIPE THREADER 1224 1/4-4 ELEC	\$158	\$360	\$810
125	2320	PIPE THREADER 700 POWER PONY	\$57	\$151	\$426
125	2340	PIPE THREADER GEARED ATTACH 2 1/2-4 141	\$49	\$130	\$365
125	2350	PIPE THREADER GEARED ATTACH 4-6 161	\$57	\$151	\$426
125	2360	PIPE THREADER 300 1/8-2 ELEC	\$97	\$317	\$594
<u>CONTRACTOR AND INDUSTRIAL - PLASMA CUTTERS</u>					
550	3010	PLASMA CUTTER 7/8IN 1PH 120/240V	\$77	\$184	\$450
550	3015	PLASMA CUTTER 5/8IN AIRCOMP 1PH 120/240V	\$77	\$207	\$540
550	3020	PLASMA CUTTER 1IN 1PH 208/230V	\$126	\$287	\$810
550	3030	PLASMA CUTTER 1-1/4IN 1PH/480V 3PH/600V	\$162	\$394	\$1,073
550	3060	PLASMA CUTTER 1-3/4IN 3PH 600V	\$389	\$933	\$2,556
<u>CONTRACTOR AND INDUSTRIAL - POLE PRUNERS</u>					
115	2754	POLE PRUNER 7IN REACH GAS	\$41	\$144	\$304
115	2755	POLE PRUNER 8-12FT REACH GAS	\$45	\$158	\$334
<u>CONTRACTOR AND INDUSTRIAL - PORTABLE</u>					
175	1100	SURVEILLANCE TRAILER SINGLE CAMERA UNIT	\$234	\$573	\$1,710
175	1105	SURVEILLANCE TRAILER INFARED CAMERA	\$248	\$626	\$1,872
175	1110	SURVEILLANCE SINGLE CAMERA UNIT EXTRA	\$60	\$146	\$428
175	1115	SURVEILLANCE CAMERA W TRIPOD 115V	\$103	\$248	\$727
175	1120	SURVEILLANCE INFRARED CAMERA EXTRA	\$72	\$171	\$500
<u>CONTRACTOR AND INDUSTRIAL - PORTABLE BAND SAWS</u>					
100	6710	SAW BANDSAW HAND ELEC	\$32	\$115	\$243
120	3630	SAW BAND HAND AIR	\$32	\$86	\$220

Omnia Platinum

*Customer agrees to keep confidential the information contained herein and not to reproduce or disclose any such information, in whole or in part, to any individual or entity, without the prior written consent of Herc Rentals. Customer and Herc hereby agree to the equipment and pricing as detailed herein and unless otherwise exempt, Customer agrees to be responsible for all applicable fees and charges as published at HercRentals.com, including, without limitation, environmental and emissions, refueling, vehicle licensing fees, preventative maintenance and transportation charges. Any equipment that is ordered by or on behalf of Customer locally at a Herc branch or other such location, that is not on the list of equipment in this schedule, will be negotiated locally at time of rental, up to an amount not to exceed the then-current list price for a standard rental shift, plus any additional hours, as published at HercRentals.com. Herc may at its sole discretion modify or terminate any pricing herein with 30 days notice to customer.*

**PRINT DATE: Friday, October 30, 2020**

**AFFECTED REGIONS / BRANCHES**

US National (Excluding Hawaii, North Dakota &amp; Midland)

Exhibit A

**EFFECTIVE DATES: FROM: 01/01/2021 THROUGH: 12/31/2021****Pricing Schedule #:**

<b>CAT-CLASS DESCRIPTION</b>			<b>DAY</b>	<b>WEEK</b>	<b>MONTH</b>
<u>CONTRACTOR AND INDUSTRIAL - PORTABLE LIGHTS</u>					
110	1530	LIGHT CART LED 150 WATT HAZ LOC	\$29	\$81	\$212
110	1550	LIGHT STAND LED 1-HEAD FLOOD	\$16	\$63	\$126
110	1553	LIGHT CART LED 200 WATT 1-HEAD	\$41	\$69	\$203
110	1555	LIGHT CART LED 400 WATT 2-HEAD	\$59	\$108	\$270
110	1560	LIGHT CART 400 WATT METAL HALIDE	\$62	\$135	\$356
110	1570	LIGHT WOBBLE LED 36IN	\$32	\$122	\$252
110	1575	LIGHT LED 360 DEGREE 115V	\$14	\$36	\$90
110	1577	LIGHT LED 360 DEGREE BATTERY	\$18	\$45	\$126
110	1580	LIGHT BALLOON LAMP LED 300/575 WATT	\$62	\$135	\$356
110	1590	LIGHT BALLOON LAMP 1000 WATT HALIDE	\$62	\$135	\$356
110	1700	LIGHT PEDESTAL 1000 WATT ELEC	\$29	\$72	\$166
110	1710	LIGHT PEDESTAL 2000 WATT ELEC	\$29	\$72	\$166
110	1850	LIGHT CRANE LED 450-500W	\$23	\$68	\$176
110	2055	LIGHT STRING 80FT LED 12V HAZ LOC	\$85	\$187	\$364
<u>CONTRACTOR AND INDUSTRIAL - PORTABLE TABLE SAWS</u>					
100	6650	SAW TABLE 10IN BLADE ELEC	\$37	\$130	\$274
<u>CONTRACTOR AND INDUSTRIAL - POST DRIVERS</u>					
115	2600	POST DRIVER 55LB AIR	\$81	\$288	\$608
115	2610	POST DRIVER 45LB GAS	\$81	\$288	\$608
115	2650	POST PULLER 3 TON MANUAL	\$21	\$54	\$152
<u>CONTRACTOR AND INDUSTRIAL - POSTHOLE AUGERS</u>					
115	2490	POSTHOLE AUGER ONE MAN GAS	\$81	\$288	\$608
115	2500	POSTHOLE AUGER ONE MAN TOWABLE GAS	\$81	\$288	\$608
115	2540	POSTHOLE AUGER TWO MAN GAS	\$81	\$288	\$608
<u>CONTRACTOR AND INDUSTRIAL - PRESSURE WASHERS WITH WATER TANK &amp; TRAILER</u>					
105	2800	WASHER TRAILER MOUNTED 3000 PSI DSL	\$256	\$612	\$1,256
105	2810	WASHER TRAILER MNT 3000-4000PSI HOT GAS	\$256	\$612	\$1,256
105	2830	WASHER TRAILER MNT 3000-3999PSI HOT DSL	\$256	\$612	\$1,256
<u>CONTRACTOR AND INDUSTRIAL - PVC HEATERS</u>					
125	1997	PVC HEATER/BENDER 4 IN	\$49	\$130	\$347
125	1998	PVC HEATER/BENDER 6 IN	\$58	\$137	\$358
<u>CONTRACTOR AND INDUSTRIAL - REBAR TOOLS</u>					
125	2030	BENDER CUTTER REBAR 3/4 HYD	\$86	\$223	\$604
125	2040	BENDER REBAR 0 TO 180 HYD	\$86	\$223	\$604
<u>CONTRACTOR AND INDUSTRIAL - RETRACTABLE LIFELINES</u>					

Omnia Platinum

*Customer agrees to keep confidential the information contained herein and not to reproduce or disclose any such information, in whole or in part, to any individual or entity, without the prior written consent of Herc Rentals. Customer and Herc hereby agree to the equipment and pricing as detailed herein and unless otherwise exempt, Customer agrees to be responsible for all applicable fees and charges as published at HercRentals.com, including, without limitation, environmental and emissions, refueling, vehicle licensing fees, preventative maintenance and transportation charges. Any equipment that is ordered by or on behalf of Customer locally at a Herc branch or other such location, that is not on the list of equipment in this schedule, will be negotiated locally at time of rental, up to an amount not to exceed the then-current list price for a standard rental shift, plus any additional hours, as published at HercRentals.com. Herc may at its sole discretion modify or terminate any pricing herein with 30 days notice to customer.*

**PRINT DATE: Friday, October 30, 2020**

**AFFECTED REGIONS / BRANCHES**

US National (Excluding Hawaii, North Dakota &amp; Midland)

Exhibit A

**EFFECTIVE DATES: FROM: 01/01/2021 THROUGH: 12/31/2021****Pricing Schedule #:**

<b>CAT-CLASS DESCRIPTION</b>			<b>DAY</b>	<b>WEEK</b>	<b>MONTH</b>
<u>CONTRACTOR AND INDUSTRIAL - RETRACTABLE LIFELINES</u>					
100	8230	SAFETY LIFELINE 50	\$24	\$68	\$152
100	8240	FALL PROTECTION SELF-RETRACTING YOYO 60	\$29	\$101	\$290
<u>CONTRACTOR AND INDUSTRIAL - RIGHT ANGLE DRILLS</u>					
100	5990	DRILL 3/8 IN RIGHT ANGLE ELEC	\$21	\$72	\$152
100	6000	DRILL 1/2 IN RIGHT ANGLE ELECTRIC	\$21	\$72	\$152
<u>CONTRACTOR AND INDUSTRIAL - RIGHT ANGLE GRINDERS</u>					
100	4810	GRINDER R-ANGLE 4-1/2IN ELEC	\$13	\$32	\$64
100	4820	GRINDER RIGHT ANGLE 5 IN ELEC	\$13	\$32	\$64
100	4830	GRINDER RIGHT ANGLE 6 IN ELEC	\$13	\$32	\$64
100	4840	GRINDER RIGHT ANGLE 7 IN ELEC	\$13	\$32	\$64
<u>CONTRACTOR AND INDUSTRIAL - SANDBLAST</u>					
100	5150	DRY ICE BLASTING PACKAGE 40LB	\$278	\$693	\$2,078
<u>CONTRACTOR AND INDUSTRIAL - SANDERS</u>					
100	4970	SANDER DISC 7 IN ELEC	\$13	\$43	\$91
<u>CONTRACTOR AND INDUSTRIAL - SCREW GUNS</u>					
100	6100	SCREWGUN	\$13	\$36	\$68
100	6110	SCREWGUN W/ AUTO FEED	\$32	\$83	\$179
<u>CONTRACTOR AND INDUSTRIAL - SEEDERS</u>					
115	1880	HYDRO SEEDER TRAILER MNT 600-700 GALLON	\$383	\$999	\$2,840
<u>CONTRACTOR AND INDUSTRIAL - SEWER JETS</u>					
125	1500	SEWER JETTER ELEC	\$69	\$245	\$517
125	1510	SEWER JETTER GAS	\$102	\$274	\$557
<u>CONTRACTOR AND INDUSTRIAL - SHEERS</u>					
130	1450	SHEARS SHEET METAL ELEC	\$13	\$32	\$75
130	1460	SHEARS CEMENT SIDING ELEC	\$32	\$68	\$166
130	1470	STRUT SHEAR KIT W/ PUMP	\$203	\$468	\$1,337
130	1720	SHEAR WRENCH 5/8-3/4-7/8IN ELECTRIC	\$73	\$162	\$304
<u>CONTRACTOR AND INDUSTRIAL - SIDING BRAKES</u>					
100	7040	SIDING BRAKE	\$16	\$36	\$85
<u>CONTRACTOR AND INDUSTRIAL - SOD CUTTERS</u>					
115	1700	SOD CUTTER 12IN CUT W/B	\$77	\$274	\$577
115	1710	SOD CUTTER 18IN CUT W/B	\$77	\$274	\$577

Omnia Platinum

**Customer agrees to keep confidential the information contained herein and not to reproduce or disclose any such information, in whole or in part, to any individual or entity, without the prior written consent of Herc Rentals. Customer and Herc hereby agree to the equipment and pricing as detailed herein and unless otherwise exempt, Customer agrees to be responsible for all applicable fees and charges as published at HercRentals.com, including, without limitation, environmental and emissions, refueling, vehicle licensing fees, preventative maintenance and transportation charges. Any equipment that is ordered by or on behalf of Customer locally at a Herc branch or other such location, that is not on the list of equipment in this schedule, will be negotiated locally at time of rental, up to an amount not to exceed the then-current list price for a standard rental shift, plus any additional hours, as published at HercRentals.com. Herc may at its sole discretion modify or terminate any pricing herein with 30 days notice to customer.**

**PRINT DATE: Friday, October 30, 2020**

**AFFECTED REGIONS / BRANCHES**

US National (Excluding Hawaii, North Dakota &amp; Midland)

Exhibit A

**EFFECTIVE DATES: FROM: 01/01/2021 THROUGH: 12/31/2021****Pricing Schedule #:**

<b>CAT-CLASS DESCRIPTION</b>			<b>DAY</b>	<b>WEEK</b>	<b>MONTH</b>
<u>CONTRACTOR AND INDUSTRIAL - SOD CUTTERS</u>					
<u>CONTRACTOR AND INDUSTRIAL - STAPLERS</u>					
100	5650	STAPLER FLOORING AIR	\$24	\$86	\$183
<u>CONTRACTOR AND INDUSTRIAL - STATIONARY CHOP SAWS</u>					
100	6640	SAW CHOP 14IN BLADE ELEC	\$32	\$115	\$243
<u>CONTRACTOR AND INDUSTRIAL - STRAW BLOWERS</u>					
115	2435	STRAW BLOWER 4 TON PER HOUR	\$120	\$372	\$1,048
115	2440	STRAW BLOWER 7 TON PER HOUR	\$205	\$478	\$1,068
<u>CONTRACTOR AND INDUSTRIAL - STREET SWEEPERS</u>					
105	3000	SWEEPER CONSTRUCTION RIDE ON 3 WHEEL	\$251	\$598	\$1,364
105	3020	SWEEPER CONSTRUCTION RIDE ON 4 WHEEL CAB	\$304	\$756	\$1,890
<u>CONTRACTOR AND INDUSTRIAL - STUD GUNS</u>					
100	6810	STUD GUN FASTENER	\$37	\$130	\$274
<u>CONTRACTOR AND INDUSTRIAL - STUMP GRINDERS</u>					
115	3600	STUMP GRINDER 10 - 19 HP GAS	\$194	\$540	\$1,182
115	3610	STUMP GRINDER 20 - 29 HP GAS	\$212	\$554	\$1,215
115	3640	STUMP GRINDER 60 - 69 HP DSL	\$446	\$1,188	\$2,228
<u>CONTRACTOR AND INDUSTRIAL - TAP AND DIE SETS</u>					
130	2150	DIE KIT FOR 6AWG TO 750KCMIL ALUM CONN	\$13	\$29	\$68
130	2160	DIE KIT FOR 6AWG TO 750KCMIL COPPER CONN	\$13	\$29	\$68
<u>CONTRACTOR AND INDUSTRIAL - THATCHERS</u>					
115	1770	THATCHER 20-22IN WALKBEHIND	\$68	\$239	\$500
<u>CONTRACTOR AND INDUSTRIAL - TILLERS</u>					
115	1500	TILLER 1 HP 10IN WIDTH HAND HELD	\$32	\$115	\$243
115	1550	TILLER 4-5 HP 20-26IN WIDTH FRONT TINE	\$57	\$202	\$426
115	1570	TILLER 6-8 HP 18-20IN WIDTH REAR TINE	\$57	\$202	\$426
115	1590	TILLER 9-13 HP 18-20IN WIDTH REAR TINE	\$110	\$389	\$820
115	1595	TILLER 10-13 HP 20-26IN WIDTH REAR TINE	\$110	\$389	\$820
115	1610	TOPDRESSER 10 CUFT 30IN WALKBEHIND GAS	\$135	\$540	\$1,215
<u>CONTRACTOR AND INDUSTRIAL - TORQUE WRENCHES</u>					
135	1140	TENSIONER CONV KIT STS2 1-1/4IN	\$14	\$36	\$123
135	1142	TENSIONER CONV KIT STS3 1-5/8IN	\$59	\$162	\$486
135	1340	TENSIONER STS3 1-5/8 TO 2IN	\$50	\$131	\$434

Omnia Platinum

*Customer agrees to keep confidential the information contained herein and not to reproduce or disclose any such information, in whole or in part, to any individual or entity, without the prior written consent of Herc Rentals. Customer and Herc hereby agree to the equipment and pricing as detailed herein and unless otherwise exempt, Customer agrees to be responsible for all applicable fees and charges as published at HercRentals.com, including, without limitation, environmental and emissions, refueling, vehicle licensing fees, preventative maintenance and transportation charges. Any equipment that is ordered by or on behalf of Customer locally at a Herc branch or other such location, that is not on the list of equipment in this schedule, will be negotiated locally at time of rental, up to an amount not to exceed the then-current list price for a standard rental shift, plus any additional hours, as published at HercRentals.com. Herc may at its sole discretion modify or terminate any pricing herein with 30 days notice to customer.*

**PRINT DATE: Friday, October 30, 2020**



**AFFECTED REGIONS / BRANCHES**

US National (Excluding Hawaii, North Dakota &amp; Midland)

Exhibit A

**EFFECTIVE DATES: FROM: 01/01/2021 THROUGH: 12/31/2021****Pricing Schedule #:**

<b>CAT-CLASS DESCRIPTION</b>			<b>DAY</b>	<b>WEEK</b>	<b>MONTH</b>
<u>CONTRACTOR AND INDUSTRIAL - TORQUE WRENCHES</u>					
135	1341	TENSIONER STS4 1-7/8 TO 2-1/2	\$59	\$162	\$486
135	1342	TENSIONER CONV KIT F/STS3 2IN	\$18	\$45	\$143
135	1345	TENSIONER STS5 2-1/2 TO 3	\$59	\$162	\$486
135	1380	TENSIONER STS2 1-1/4 TO 1-1/2	\$41	\$108	\$373
135	2200	PUMP PNEUMATIC TENSIONER 27500 PSI	\$239	\$635	\$2,136
135	2740	FILTER/REGULATOR/LUBRICATOR CONTROL UNIT	\$9	\$28	\$85
135	3050	WRENCH TORQUE 0.75 SQ 1K FT/LBS HYD	\$69	\$184	\$517
135	3069	WRENCH TORQUE 1 SQ 3K FT/LBS HYD	\$189	\$495	\$1,400
135	3070	WRENCH TORQUE 1 SQ 3K FT/LBS HYD	\$162	\$432	\$1,215
135	3089	WRENCH TORQUE 1.5 SQ 5K FT/LBS HYD	\$275	\$729	\$2,043
135	3090	WRENCH TORQUE 1.5 SQ 8K FT/LBS HYD	\$162	\$432	\$1,215
135	3091	WRENCH TORQUE 1.5 SQ 11K FT/LBS HYD	\$311	\$819	\$2,309
135	3130	WRENCH TORQUE PWR HEAD 8K FT/LBS HYD	\$53	\$140	\$395
135	3140	WRENCH TORQUE PWR HEAD 16K FT/LBS HYD	\$77	\$274	\$577
135	3142	WRENCH TORQUE 1 SQ 36V ELEC	\$280	\$738	\$2,075
135	3150	WRENCH TORQUE IMPACT 0.75 SQ AIR	\$142	\$378	\$1,063
135	3190	TORQUE NUTRUNNER AIR 1IN SQ 2.5K	\$175	\$464	\$1,306
135	3196	TORQUE NUTRUNNER AIR 1.5IN SQ 6K	\$239	\$635	\$1,787
135	3210	WRENCH TORQUE PWR HEAD 4K FT/LBS HYD	\$41	\$108	\$304
135	3230	WRENCH TORQUE PWR HEAD 2K FT/LBS HYD	\$24	\$65	\$183
135	3270	WRENCH TORQUE 1/2 250 FT/LBS MANUAL	\$16	\$40	\$112
135	3290	WRENCH TORQUE 3/4 600 FT/LBS MANUAL	\$16	\$40	\$112
135	3310	MULTPLY TORQUE WRENCH 3/4X1 3000 FT/LBS	\$16	\$40	\$112
135	3350	MULTIPLIER TORQUE WRENCH 1/2X3/4 MANUAL	\$16	\$40	\$112
135	3370	WRENCH TORQUE 1IN 1000 FT/LBS MANUAL	\$21	\$56	\$158
135	3390	WRENCH TORQUE 3/8 10-100 FT/LBS MANUAL	\$8	\$22	\$61
135	3405	TORQUE HEX LINK 1-1/4 2000 FT/LB HYD	\$29	\$76	\$212
135	3410	TORQUE HEX LINK 1-5/8 2000 FT/LBS HYD	\$29	\$76	\$212
135	3430	TORQUE HEX LINK 1-13/16 2000 FT/LBS HYD	\$29	\$76	\$212
135	3435	TORQUE HEX LINK 2 4000 FT/LBS HYD	\$34	\$121	\$256
135	3439	TORQUE HEX LINK 2-3/8 2000 FT/LBS HYD	\$65	\$119	\$318
135	3450	TORQUE HEX LINK 2-3/8 4000 FT/LBS HYD	\$32	\$86	\$243
135	3470	TORQUE HEX LINK 3-1/8 8000 FT/LBS HYD	\$41	\$108	\$304
135	3480	TORQUE HEX LINK 2-3/8 8000 FT/LBS HYD	\$41	\$147	\$310
135	3490	TORQUE HEX LINK 2-3/16 4000 FT/LBS HYD	\$32	\$86	\$243
135	3510	TORQUE HEX LINK 2-3/4 4000 FT/LBS HYD	\$32	\$86	\$243
135	3550	TORQUE HEX LINK 1-7/16 2000 FT/LBS HYD	\$29	\$76	\$212
135	3570	TORQUE HEX LINK 2-9/16 8000 FT/LBS HYD	\$41	\$108	\$304
135	3590	TORQUE HEX LINK 3-1/2 16800 FT/LBS HYD	\$69	\$184	\$517
135	3610	TORQUE HEX LINK 3-7/8 16800 FT/LBS HYD	\$69	\$184	\$517
135	3630	TORQUE HEX LINK 4-1/4 16800 FT/LBS HYD	\$77	\$205	\$577

Omnia Platinum

**Customer agrees to keep confidential the information contained herein and not to reproduce or disclose any such information, in whole or in part, to any individual or entity, without the prior written consent of Herc Rentals. Customer and Herc hereby agree to the equipment and pricing as detailed herein and unless otherwise exempt, Customer agrees to be responsible for all applicable fees and charges as published at HercRentals.com, including, without limitation, environmental and emissions, refueling, vehicle licensing fees, preventative maintenance and transportation charges. Any equipment that is ordered by or on behalf of Customer locally at a Herc branch or other such location, that is not on the list of equipment in this schedule, will be negotiated locally at time of rental, up to an amount not to exceed the then-current list price for a standard rental shift, plus any additional hours, as published at HercRentals.com. Herc may at its sole discretion modify or terminate any pricing herein with 30 days notice to customer.**

**PRINT DATE: Friday, October 30, 2020**



**AFFECTED REGIONS / BRANCHES**

US National (Excluding Hawaii, North Dakota &amp; Midland)

Exhibit A

**EFFECTIVE DATES: FROM: 01/01/2021 THROUGH: 12/31/2021****Pricing Schedule #:**

<b>CAT-CLASS DESCRIPTION</b>			<b>DAY</b>	<b>WEEK</b>	<b>MONTH</b>
<u>CONTRACTOR AND INDUSTRIAL - TORQUE WRENCHES</u>					
135	3650	TORQUE HEX LINK 4-5/8 16800 FT/LBS HYD	\$77	\$205	\$577
135	3670	TORQUE HEX LINK 2-15/16 4000 FT/LBS HYD	\$32	\$86	\$243
135	3690	TORQUE HEX LINK 2-3/4 8000 FT/LBS HYD	\$41	\$108	\$304
135	3730	TORQUE HEX LINK 2-15/16 8000FT/LBS HYD	\$45	\$119	\$334
135	3750	TORQUE HEX LINK 2-9/16 4000 FT/LBS HYD	\$32	\$86	\$243
135	3770	TORQUE HEX LINK 2 2000 FT/LB HYD	\$32	\$86	\$243
135	3790	SPLITTER NUT 50-60 50 T HYD	\$37	\$97	\$274
135	5100	DRIVER ATTACHMENT 1K FT/LB HYD	\$29	\$76	\$212
135	5220	TORQUE M2 HEX LINK 1-13/16 1300FT/LBSHYD	\$29	\$76	\$212
135	5229	TORQUE M2 HEX LINK 2 3/8"	\$49	\$90	\$237
<u>CONTRACTOR AND INDUSTRIAL - TUNNEL BORER</u>					
120	3990	PIERCING TOOL 2 IN AIR	\$118	\$263	\$743
120	4000	PIERCING TOOL 3 IN AIR	\$183	\$432	\$1,215
120	4010	PIERCING TOOL 4 IN AIR	\$264	\$936	\$1,975
<u>CONTRACTOR AND INDUSTRIAL - WALLPAPER REMOVERS</u>					
100	7010	WALLPAPER REMOVER LARGE	\$29	\$101	\$212
100	7020	CARPET BONDING IRON	\$16	\$58	\$135
<u>CONTRACTOR AND INDUSTRIAL - WEED WACKERS</u>					
115	2320	WEED EATER GAS	\$32	\$86	\$324
<u>CONTRACTOR AND INDUSTRIAL - WELDERS</u>					
550	1270	WELDER TIG / STICK 200-249 AMPS ELEC	\$32	\$58	\$203
550	1280	WELDER INVERTER CC ONLY 250-299 AMPS	\$27	\$47	\$158
550	1290	WELDER INVERTER CC/CV 300-399 AMPS	\$32	\$72	\$203
550	1300	WELDER INVERTER CC/CV 350-399 AMPSLEC	\$32	\$72	\$203
550	1310	WELDER INVERTER CC/CV 400-449 AMPS	\$32	\$72	\$203
550	1410	WELDER STATIONARY 1100 - 1199 AMPS ELEC	\$113	\$234	\$603
550	1540	WELDER ENGINE DRIVE 180-189 AMP GAS	\$73	\$180	\$428
550	1600	WELDER ENGINE DRIVE 250-299 AMPS GAS	\$73	\$180	\$428
550	1760	WELDER ENGINE DRIVE 250-299 AMPS LP	\$81	\$184	\$450
550	1770	WELDER TOWABLE 250-349 AMPS LP	\$81	\$216	\$450
550	1840	SKID W/TORCH KIT FOR 300AMP WELDER	\$112	\$360	\$1,170
550	1850	WELDER TOWABLE 300 - 349 AMPS DSL	\$68	\$166	\$450
550	1870	WELDER TOWABLE 400 - 449 AMPS DSL	\$126	\$241	\$527
550	1880	WELDER TOWABLE 500 - 549 AMPS DSL	\$158	\$288	\$720
550	1890	WELDER TOWABLE 600 AMPS DUAL-OPER DSL	\$158	\$324	\$720
550	1900	WELDER TOWABLE 300-349AMPS DUAL-OPER DSL	\$140	\$288	\$603
550	1905	WELDER TOWABLE 400-449AMPS DUAL-OPER DSL	\$140	\$306	\$603

Omnia Platinum

*Customer agrees to keep confidential the information contained herein and not to reproduce or disclose any such information, in whole or in part, to any individual or entity, without the prior written consent of Herc Rentals. Customer and Herc hereby agree to the equipment and pricing as detailed herein and unless otherwise exempt, Customer agrees to be responsible for all applicable fees and charges as published at HercRentals.com, including, without limitation, environmental and emissions, refueling, vehicle licensing fees, preventative maintenance and transportation charges. Any equipment that is ordered by or on behalf of Customer locally at a Herc branch or other such location, that is not on the list of equipment in this schedule, will be negotiated locally at time of rental, up to an amount not to exceed the then-current list price for a standard rental shift, plus any additional hours, as published at HercRentals.com. Herc may at its sole discretion modify or terminate any pricing herein with 30 days notice to customer.*

**PRINT DATE: Friday, October 30, 2020**

**AFFECTED REGIONS / BRANCHES**

US National (Excluding Hawaii, North Dakota &amp; Midland)

Exhibit A

**EFFECTIVE DATES: FROM: 01/01/2021 THROUGH: 12/31/2021****Pricing Schedule #:**

<b>CAT-CLASS DESCRIPTION</b>			<b>DAY</b>	<b>WEEK</b>	<b>MONTH</b>
<u>CONTRACTOR AND INDUSTRIAL - WELDERS</u>					
550	1950	WELDER WIRE FEEDER 120 VOLT ELEC	\$53	\$140	\$264
550	1960	WELDER WIRE FEEDER SUITCASE STYLE	\$54	\$130	\$248
<u>CONTRACTOR AND INDUSTRIAL - WELDING ACCESSORIES</u>					
550	1330	WELDER INVERTER CC/CV 650-699 AMPS	\$73	\$219	\$473
550	1400	WELDING FUME EXTRACTOR 95-132 CFM	\$59	\$153	\$351
550	1875	WELDER SKID MOUNTED 400 - 449 AMPS DSL	\$113	\$288	\$527
<u>EARTHMOVING - AGRICULTURAL TRACTORS</u>					
275	1120	TRACTOR COMPACT 20-29HP 4WD DSL	\$194	\$504	\$1,215
275	1140	TRACTOR 30-39HP 4WD DSL	\$215	\$536	\$1,317
275	1160	TRACTOR 40-49HP 4WD DSL	\$223	\$549	\$1,384
275	1200	TRACTOR 60-69HP 4WD DSL	\$231	\$576	\$1,418
275	1300	TRACTOR 90-99HP 4WD DSL	\$243	\$575	\$1,553
275	2140	TRACTOR LOADER 30-39HP 4WD DSL	\$250	\$644	\$1,452
275	2200	TRACTOR LOADER 60-90HP 4WD DSL	\$284	\$788	\$1,890
<u>EARTHMOVING - BACKHOE ATTACHMENTS</u>					
290	4010	BACKHOE ATTACHMENT COMPACTION WHL 12IN	\$107	\$304	\$651
290	4015	BACKHOE ATTACHMENT COMPACTION WHL 18IN	\$107	\$304	\$651
290	4020	BACKHOE ATTACHMENT COMPACTION WHL 24IN	\$107	\$304	\$651
290	4025	BACKHOE ATTACHMENT SHEAR	\$423	\$1,211	\$2,869
290	4030	BACKHOE ATTACHMENT THUMB	\$22	\$61	\$115
290	4050	BACKHOE ATTACHMENT FORKS 42IN	\$39	\$110	\$264
290	4055	BACKHOE ATTACHMENT FORKS 48IN	\$39	\$110	\$264
290	4060	BACKHOE ATTACHMENT FORKS 60IN	\$43	\$122	\$287
290	4100	BACKHOE BUCKET CRIBBING 8IN QC	\$23	\$45	\$90
290	4105	BACKHOE BUCKET CRIBBING 8IN PO	\$23	\$45	\$90
290	4120	BACKHOE BUCKET TRENCH 12IN QC	\$23	\$45	\$90
290	4130	BACKHOE BUCKET TRENCH 16IN QC	\$23	\$45	\$90
290	4140	BACKHOE BUCKET TRENCH 18IN QC	\$23	\$45	\$90
290	4150	BACKHOE BUCKET TRENCH 24IN QC	\$23	\$45	\$90
290	4155	BACKHOE BUCKET TRENCH 24IN PO	\$23	\$45	\$90
290	4160	BACKHOE BUCKET TRENCH 30IN QC	\$23	\$45	\$90
290	4170	BACKHOE BUCKET TRENCH 36IN QC	\$23	\$45	\$90
290	4180	BACKHOE BUCKET SMOOTH 36IN QC	\$23	\$45	\$90
290	4190	BACKHOE BUCKET TRENCH 42IN QC	\$39	\$89	\$253
290	4210	BACKHOE BUCKET TRENCH 48IN QC	\$39	\$89	\$253
290	4280	BACKHOE BUCKET 1YD SIDE DUMP	\$107	\$304	\$651
<u>EARTHMOVING - BACKHOE LOADERS</u>					

Omnia Platinum

*Customer agrees to keep confidential the information contained herein and not to reproduce or disclose any such information, in whole or in part, to any individual or entity, without the prior written consent of Herc Rentals. Customer and Herc hereby agree to the equipment and pricing as detailed herein and unless otherwise exempt, Customer agrees to be responsible for all applicable fees and charges as published at HercRentals.com, including, without limitation, environmental and emissions, refueling, vehicle licensing fees, preventative maintenance and transportation charges. Any equipment that is ordered by or on behalf of Customer locally at a Herc branch or other such location, that is not on the list of equipment in this schedule, will be negotiated locally at time of rental, up to an amount not to exceed the then-current list price for a standard rental shift, plus any additional hours, as published at HercRentals.com. Herc may at its sole discretion modify or terminate any pricing herein with 30 days notice to customer.*

**PRINT DATE: Friday, October 30, 2020**

**AFFECTED REGIONS / BRANCHES**

US National (Excluding Hawaii, North Dakota &amp; Midland)

Exhibit A

**EFFECTIVE DATES: FROM: 01/01/2021 THROUGH: 12/31/2021****Pricing Schedule #:**

<b>CAT-CLASS DESCRIPTION</b>			<b>DAY</b>	<b>WEEK</b>	<b>MONTH</b>
<b><u>EARTHMOVING - BACKHOE LOADERS</u></b>					
210	1100	BACKHOE COMPACT TLB 20-23HP 4WD ROPS DSL	\$211	\$662	\$1,560
210	1200	BACKHOE COMPACT TLB 24-29HP 4WD ROPS DSL	\$256	\$774	\$1,904
210	3100	BACKHOE 70-97HP 2WD ROPS DSL	\$268	\$720	\$1,755
210	3150	BACKHOE 70-97HP 2WD CAB DSL	\$268	\$720	\$1,755
210	3200	BACKHOE 70-97HP 4WD ROPS DSL	\$268	\$720	\$1,755
210	3205	BACKHOE 70-97HP 4WD ROPS EXTENDAHOE DSL	\$268	\$720	\$1,755
210	3250	BACKHOE 70-97HP 4WD CAB DSL	\$293	\$765	\$1,845
210	3255	BACKHOE 70-97HP 4WD CAB EXTENDAHOE DSL	\$293	\$765	\$1,845
210	4205	BACKHOE 98-115HP 4WD ROPS EXTENDAHOE DSL	\$396	\$1,114	\$2,970
210	4255	BACKHOE 98-115HP 4WD CAB EXTENDAHOE DSL	\$414	\$1,165	\$3,038
210	5250	BACKHOE OVER 115HP 4WD CAB DSL	\$576	\$1,620	\$4,590
210	5255	BACKHOE OVER 115HP 4WD CAB EXTENDHOE DSL	\$576	\$1,620	\$4,590
<b><u>EARTHMOVING - DOZERS</u></b>					
250	1100	DOZER STD TRACK 70-85 HP ROPS	\$507	\$1,292	\$3,042
250	1140	DOZER WIDE TRACK 70-85 HP ROPS	\$507	\$1,292	\$3,207
250	1160	DOZER WIDE TRACK 70-85 HP CAB	\$527	\$1,332	\$3,308
250	1200	DOZER STD TRACK 86-95 HP ROPS	\$563	\$1,350	\$3,389
250	1220	DOZER STD TRACK 86-95 HP CAB	\$585	\$1,368	\$3,461
250	1240	DOZER WIDE TRACK 86-95 HP ROPS	\$563	\$1,368	\$3,461
250	1260	DOZER WIDE TRACK 86-95 HP CAB	\$585	\$1,422	\$3,600
250	1300	DOZER STD TRACK 96-105 HP ROPS	\$608	\$1,517	\$3,600
250	1320	DOZER STD TRACK 96-105 HP CAB	\$648	\$1,548	\$3,807
250	1340	DOZER WIDE TRACK 96-105 HP ROPS	\$608	\$1,517	\$3,713
250	1360	DOZER WIDE TRACK 96-105 HP CAB	\$648	\$1,548	\$3,915
250	1420	DOZER STD TRACK 106-130 HP CAB	\$959	\$2,268	\$5,907
250	1450	DOZER WIDE TRACK 106-130 HP ROPS	\$932	\$2,268	\$5,907
250	1460	DOZER WIDE TRACK 106-130 HP CAB	\$959	\$2,268	\$5,907
250	1560	DOZER WIDE TRACK 131-165 HP CAB	\$1,049	\$2,768	\$7,088
250	1660	DOZER WIDE TRACK 165-205 HP CAB	\$1,211	\$3,020	\$8,438
<b><u>EARTHMOVING - EXCAVATORS</u></b>					
240	2000	EXCAVATOR 28000-38000 LBS STD REACH	\$567	\$1,368	\$3,618
240	2020	EXCAVATOR 28000-38000 LBS REDUCED TAIL	\$585	\$1,368	\$3,708
240	2030	EXCAVATOR 28000-38000 LBS RED TAILRUBTRK	\$653	\$1,665	\$4,680
240	2040	EXCAVATOR 28000-38000 LBS CAB WHEELED	\$810	\$2,430	\$7,020
240	2100	EXCAVATOR 39000-42000 LBS STD REACH	\$729	\$1,764	\$4,703
240	2200	EXCAVATOR 43000-49999 LBS STD REACH	\$729	\$1,764	\$4,703
240	2210	EXCAVATOR 43000-49999 LBS LONG REACH	\$1,090	\$2,610	\$6,750
240	2300	EXCAVATOR 50000-59999 LBS STD REACH	\$1,013	\$2,502	\$6,274
240	2320	EXCAVATOR 50000-59999 LBS REDUCED TAIL	\$1,013	\$2,502	\$6,274

Omnia Platinum

**Customer agrees to keep confidential the information contained herein and not to reproduce or disclose any such information, in whole or in part, to any individual or entity, without the prior written consent of Herc Rentals. Customer and Herc hereby agree to the equipment and pricing as detailed herein and unless otherwise exempt, Customer agrees to be responsible for all applicable fees and charges as published at HercRentals.com, including, without limitation, environmental and emissions, refueling, vehicle licensing fees, preventative maintenance and transportation charges. Any equipment that is ordered by or on behalf of Customer locally at a Herc branch or other such location, that is not on the list of equipment in this schedule, will be negotiated locally at time of rental, up to an amount not to exceed the then-current list price for a standard rental shift, plus any additional hours, as published at HercRentals.com. Herc may at its sole discretion modify or terminate any pricing herein with 30 days notice to customer.**

**PRINT DATE: Friday, October 30, 2020**

**AFFECTED REGIONS / BRANCHES**

US National (Excluding Hawaii, North Dakota &amp; Midland)

Exhibit A

**EFFECTIVE DATES: FROM: 01/01/2021 THROUGH: 12/31/2021****Pricing Schedule #:**

<b>CAT-CLASS DESCRIPTION</b>			<b>DAY</b>	<b>WEEK</b>	<b>MONTH</b>
<u>EARTHMOVING - EXCAVATORS</u>					
240	2400	EXCAVATOR 60000-69999 LBS STD REACH	\$1,148	\$2,844	\$7,043
240	2500	EXCAVATOR 70000-80000 LBS STD REACH	\$1,339	\$3,348	\$8,100
<u>EARTHMOVING - EXCAVATORS ATTACHMENTS</u>					
290	5000	MINI-EX ATTACHMENT AUGER MED TORQUE	\$81	\$231	\$574
290	5010	MINI-EX ATTACHMENT COMPACTION WHL	\$86	\$243	\$536
290	5020	MINI-EX ATTACHMENT FORESTRY MULCHER	\$427	\$1,094	\$2,295
290	5145	MINI-EX ATTACHMENT BREAKER 91-190 LBS	\$141	\$401	\$842
290	5150	MINI-EX ATTACHMENT BREAKER 191-290 LBS	\$167	\$474	\$1,033
290	5155	MINI-EX ATTACHMENT BREAKER 291-390 LBS	\$167	\$474	\$1,033
290	5160	MINI-EX ATTACHMENT BREAKER 391-600 LBS	\$167	\$474	\$1,033
290	5165	MINI-EX ATTACHMENT BREAKER 601-900 LBS	\$320	\$912	\$1,875
290	5180	MINI-EX ATTACH SWING CPLR UP TO 9K LBS	\$43	\$122	\$345
290	5184	MINI-EX TLB ATTACH SWING CPLR 12-14K LBS	\$60	\$170	\$447
290	5186	MINI-EX TLB ATTACH SWING CPLR 14-20K LBS	\$68	\$194	\$498
290	5205	MINI-EX <19K LBS BUCKET CRIBBING 8IN PO	\$17	\$41	\$115
290	5210	MINI-EX <19K LBS BUCKET CRIBBING 10IN QC	\$17	\$41	\$115
290	5220	MINI-EX <19K LBS BUCKET TRENCH <12IN QC	\$17	\$41	\$115
290	5225	MINI-EX <19K LBS BUCKET TRENCH <12IN PO	\$17	\$41	\$115
290	5240	MINI-EX <19K LBS BUCKET TRENCH 12IN QC	\$17	\$41	\$115
290	5245	MINI-EX <19K LBS BUCKET TRENCH 12IN PO	\$17	\$41	\$115
290	5250	MINI-EX <19K LBS BUCKET SMOOTH 12IN QC	\$17	\$41	\$115
290	5270	MINI-EX <19K LBS BUCKET TRENCH 16IN QC	\$17	\$41	\$115
290	5280	MINI-EX <19K LBS BUCKET TRENCH 18IN QC	\$17	\$41	\$115
290	5285	MINI-EX <19K LBS BUCKET TRENCH 18IN PO	\$17	\$41	\$115
290	5290	MINI-EX <19K LBS BUCKET SMOOTH 18IN QC	\$17	\$41	\$115
290	5320	MINI-EX <19K LBS BUCKET TRENCH 24IN QC	\$17	\$41	\$115
290	5325	MINI-EX <19K LBS BUCKET TRENCH 24IN PO	\$17	\$41	\$115
290	5330	MINI-EX <19K LBS BUCKET SMOOTH 24IN QC	\$17	\$41	\$115
290	5340	MINI-EX <19K LBS BUCKET TRENCH 30IN QC	\$17	\$41	\$115
290	5350	MINI-EX <19K LBS BUCKET SMOOTH 30 IN QC	\$17	\$41	\$115
290	5360	MINI-EX <19K LBS BUCKET TRENCH 36IN QC	\$17	\$41	\$115
290	5365	MINI-EX <19K LBS BUCKET TRENCH 36IN PO	\$17	\$41	\$115
290	5370	MINI-EX <19K LBS BUCKET SMOOTH 36IN QC	\$17	\$41	\$115
290	5380	MINI-EX <19K LBS BUCKET SWING 36IN QC	\$17	\$41	\$115
290	5390	MINI-EX <19K LBS BUCKET TRENCH 42IN QC	\$26	\$61	\$172
290	5410	MINI-EX <19K LBS BUCKET TRENCH 48N QC	\$26	\$61	\$172
290	5420	MINI-EX <19K LBS BUCKET SMOOTH 48IN QC	\$26	\$61	\$172
290	5425	MINI-EX <19K LBS BUCKET SMOOTH 48IN PO	\$26	\$61	\$172
290	6000	EXCAVAT 28K-39K BUCKET TRENCH 12IN QC	\$34	\$81	\$230
290	6010	EXCAVAT 28K-39K BUCKET TRENCH 18IN QC	\$34	\$81	\$230

Omnia Platinum

**Customer agrees to keep confidential the information contained herein and not to reproduce or disclose any such information, in whole or in part, to any individual or entity, without the prior written consent of Herc Rentals. Customer and Herc hereby agree to the equipment and pricing as detailed herein and unless otherwise exempt, Customer agrees to be responsible for all applicable fees and charges as published at HercRentals.com, including, without limitation, environmental and emissions, refueling, vehicle licensing fees, preventative maintenance and transportation charges. Any equipment that is ordered by or on behalf of Customer locally at a Herc branch or other such location, that is not on the list of equipment in this schedule, will be negotiated locally at time of rental, up to an amount not to exceed the then-current list price for a standard rental shift, plus any additional hours, as published at HercRentals.com. Herc may at its sole discretion modify or terminate any pricing herein with 30 days notice to customer.**

**PRINT DATE: Friday, October 30, 2020**

**AFFECTED REGIONS / BRANCHES**

US National (Excluding Hawaii, North Dakota &amp; Midland)

Exhibit A

**EFFECTIVE DATES: FROM: 01/01/2021 THROUGH: 12/31/2021****Pricing Schedule #:**

<b>CAT-CLASS DESCRIPTION</b>			<b>DAY</b>	<b>WEEK</b>	<b>MONTH</b>
<b><u>EARTHMOVING - EXCAVATORS ATTACHMENTS</u></b>					
290	6015	EXCAVAT 28K-39K BUCKET TRENCH 18IN PO	\$34	\$81	\$230
290	6020	EXCAVAT 28K-39K BUCKET TRENCH 24IN QC	\$34	\$81	\$230
290	6025	EXCAVAT 28K-39K BUCKET TRENCH 24IN PO	\$34	\$81	\$230
290	6030	EXCAVAT 28K-39K BUCKET TRENCH 30IN QC	\$34	\$81	\$230
290	6035	EXCAVAT 28K-39K BUCKET TRENCH 30IN PO	\$34	\$81	\$230
290	6040	EXCAVAT 28K-39K BUCKET TRENCH 36IN QC	\$34	\$81	\$230
290	6045	EXCAVAT 28K-39K BUCKET TRENCH 36IN PO	\$34	\$81	\$230
290	6050	EXCAVAT 28K-39K BUCKET TRENCH 42IN QC	\$34	\$81	\$230
290	6055	EXCAVAT 28K-39K BUCKET TRENCH 42IN PO	\$34	\$81	\$230
290	6060	EXCAVAT 28K-39K BUCKET TRENCH 48IN QC	\$34	\$81	\$230
290	6065	EXCAVAT 28K-39K BUCKET TRENCH 48IN PO	\$34	\$81	\$230
290	6080	EXCAVAT 28K-39K BUCKET TRENCH 60IN QC	\$51	\$122	\$345
290	6082	EXCAVAT 28K-39K BUCKET SMOOTH 60IN QC	\$51	\$122	\$345
290	6085	EXCAVAT 28K-39K BUCKET TRENCH 60IN PO	\$51	\$122	\$345
290	6105	EXCAVAT 28K-39K BUCKET TRENCH 72IN QC	\$51	\$122	\$345
290	6135	EXCAVAT 39K-50K BUCKET TRENCH 24IN PO	\$43	\$102	\$287
290	6145	EXCAVAT 39K-50K BUCKET TRENCH 30IN PO	\$43	\$102	\$287
290	6155	EXCAVAT 39K-50K BUCKET TRENCH 36IN PO	\$43	\$102	\$287
290	6165	EXCAVAT 39K-50K BUCKET TRENCH 42IN PO	\$43	\$102	\$287
290	6175	EXCAVAT 39K-50K BUCKET TRENCH 48IN PO	\$43	\$102	\$287
290	6185	EXCAVAT 39K-50K BUCKET TRENCH 54IN PO	\$64	\$150	\$401
290	6195	EXCAVAT 39K-50K BUCKET TRENCH 60IN PO	\$64	\$150	\$401
290	6215	EXCAVAT 39K-50K BUCKET SMOOTH 72IN PO	\$64	\$150	\$401
290	6245	EXCAVAT 50K-60K BUCKET TRENCH 24IN PO	\$43	\$102	\$287
290	6265	EXCAVAT 50K-60K BUCKET TRENCH 36IN PO	\$43	\$102	\$287
290	6285	EXCAVAT 50K-60K BUCKET TRENCH 48IN PO	\$43	\$102	\$287
290	6295	EXCAVAT 50K-60K BUCKET TRENCH 54IN PO	\$64	\$150	\$401
290	6365	EXCAVAT 60K-80K BUCKET TRENCH 36IN PO	\$51	\$122	\$345
290	6375	EXCAVAT 60K-80K BUCKET TRENCH 42IN PO	\$51	\$122	\$345
290	6395	EXCAVAT 60K-80K BUCKET TRENCH 54IN PO	\$51	\$122	\$345
290	6405	EXCAVAT 60K-80K BUCKET TRENCH 60IN PO	\$77	\$183	\$517
290	6425	EXCAVAT 60K-80K BUCKET TRENCH 72IN PO	\$77	\$183	\$517
290	6510	EXCAVAT ATTACHMENT FLAIL MOWER	\$214	\$608	\$1,148
290	6517	EXCAVAT ATTACHMENT FORESTRY MULCHER	\$612	\$1,530	\$3,443
290	6530	EXCAVAT ATTACHMENT COMPACTION WHL 24IN	\$193	\$486	\$1,110
290	6585	EXC TLB ATTACHMENT AUGER	\$107	\$304	\$804
290	6590	EXCAVAT ATTACHMENT THUMB	\$60	\$158	\$291
290	6600	EXCAVAT ATTACH P/COMPACTOR 200-299 LBS	\$68	\$175	\$478
290	6700	EXC TLB ATTACH BREAKER 1251-1800 LBS	\$320	\$912	\$1,875
290	6705	EXCAVAT ATTACHMENT BREAKER 1801-2500 LBS	\$556	\$1,580	\$3,443
290	6710	EXCAVAT ATTACHMENT BREAKER 2501-4800 LBS	\$556	\$1,580	\$3,443

Omnia Platinum

**Customer agrees to keep confidential the information contained herein and not to reproduce or disclose any such information, in whole or in part, to any individual or entity, without the prior written consent of Herc Rentals. Customer and Herc hereby agree to the equipment and pricing as detailed herein and unless otherwise exempt, Customer agrees to be responsible for all applicable fees and charges as published at HercRentals.com, including, without limitation, environmental and emissions, refueling, vehicle licensing fees, preventative maintenance and transportation charges. Any equipment that is ordered by or on behalf of Customer locally at a Herc branch or other such location, that is not on the list of equipment in this schedule, will be negotiated locally at time of rental, up to an amount not to exceed the then-current list price for a standard rental shift, plus any additional hours, as published at HercRentals.com. Herc may at its sole discretion modify or terminate any pricing herein with 30 days notice to customer.**

**PRINT DATE: Friday, October 30, 2020**

**AFFECTED REGIONS / BRANCHES**

US National (Excluding Hawaii, North Dakota &amp; Midland)

Exhibit A

**EFFECTIVE DATES: FROM: 01/01/2021 THROUGH: 12/31/2021****Pricing Schedule #:**

<b>CAT-CLASS DESCRIPTION</b>			<b>DAY</b>	<b>WEEK</b>	<b>MONTH</b>
<u>EARTHMOVING - EXCAVATORS ATTACHMENTS</u>					
290	6715	EXCAVAT ATTACHMENT BREAKER 4801-6500 LBS	\$727	\$2,066	\$4,437
290	6720	EXCAVAT ATTACHMENT BREAKER >10000 LBS	\$898	\$2,552	\$5,967
<u>EARTHMOVING - MINI EXCAVATORS</u>					
240	1000	MINI-EXCAVATOR 2000-2999 LBS DSL ROPS	\$225	\$617	\$1,283
240	1200	MINI-EXCAVATOR 4000-4999 LBS DSL ROPS	\$225	\$617	\$1,283
240	1201	MINI-EXCAVATOR 4000-4999 LBS HYBRID ROPS	\$405	\$959	\$2,520
240	1300	MINI-EXCAVATOR 5000-6999 LBS DSL ROPS	\$225	\$617	\$1,283
240	1310	MINI-EXCAVATOR 5000-6999 LBS DSL CAB	\$234	\$630	\$1,314
240	1400	MINI-EXCAVATOR 7000-8999 LBS DSL ROPS	\$243	\$662	\$1,422
240	1410	MINI-EXCAVATOR 7000-8999 LBS DSL CAB	\$257	\$680	\$1,485
240	1500	MINI-EXCAVATOR 9000-11999 LBS DSL ROPS	\$270	\$756	\$1,778
240	1510	MINI-EXCAVATOR 9000-11999 LBS DSL CAB	\$306	\$801	\$2,019
240	1600	MINI-EXCAVATOR 12000-13999 LBS DSL ROPS	\$347	\$878	\$2,165
240	1610	MINI-EXCAVATOR 12000-13999 LBS DSL CAB	\$374	\$954	\$2,250
240	1620	MINI-EXCAVATOR 12000 LBS DSL CAB WHEELED	\$945	\$2,160	\$5,310
240	1700	MINI-EXCAVATOR 14000-19000 LBS DSL ROPS	\$405	\$1,035	\$2,709
240	1710	MINI-EXCAVATOR 14000-19000 LBS DSL CAB	\$405	\$1,035	\$2,709
<u>EARTHMOVING - MINI-SKIDSTEER TRACK MACHINE ATTACHMENTS</u>					
290	1000	WB LOADER ATTACHMENT AUGER	\$47	\$134	\$345
290	1005	WB LOADER ATTACHMENT TRENCHER	\$73	\$203	\$421
290	1010	WB LOADER SOIL CONDITIONER	\$95	\$284	\$689
290	1015	WB LOADER ATTACHMENT TILLER	\$81	\$223	\$498
290	1020	WB LOADER ATTACHMENT LEVELER	\$17	\$49	\$115
290	1025	WB LOADER ATTACHMENT BREAKER <250 LBS	\$141	\$401	\$842
290	1030	WB LOADER ATTACHMENT ROTARY BRUSH MOWER	\$107	\$304	\$746
290	1035	WB LOADER ATTACHMENT BUCKET	\$9	\$24	\$69
290	1040	WB LOADER ATTACHMENT GRAPPLE BKT 36IN	\$51	\$146	\$329
290	1045	WB LOADER ATTACHMENT GRAPPLE BKT 42IN	\$51	\$146	\$329
290	1050	WB LOADER ATTACHMENT GRAPPLE BKT 48IN	\$51	\$146	\$329
290	1060	WB LOADER ATTACHMENT FORKS	\$22	\$61	\$172
290	1070	WB LOADER ATTACHMENT DOZER BLADE	\$51	\$146	\$345
290	1080	WB LOADER ATTACHMENT BORING	\$81	\$183	\$345
290	8020	CONCRETE HWY BARRIER LIFTING TONGS	\$63	\$185	\$347
<u>EARTHMOVING - RIDE-ON TRENCHERS</u>					
280	1110	TRENCHER RIDE-ON 35-49HP DSL	\$345	\$864	\$1,953
280	1150	TRENCHER RIDE-ON 120-130HP DSL	\$1,215	\$3,240	\$7,560
<u>EARTHMOVING - ROAD GEAR</u>					

Omnia Platinum

*Customer agrees to keep confidential the information contained herein and not to reproduce or disclose any such information, in whole or in part, to any individual or entity, without the prior written consent of Herc Rentals. Customer and Herc hereby agree to the equipment and pricing as detailed herein and unless otherwise exempt, Customer agrees to be responsible for all applicable fees and charges as published at HercRentals.com, including, without limitation, environmental and emissions, refueling, vehicle licensing fees, preventative maintenance and transportation charges. Any equipment that is ordered by or on behalf of Customer locally at a Herc branch or other such location, that is not on the list of equipment in this schedule, will be negotiated locally at time of rental, up to an amount not to exceed the then-current list price for a standard rental shift, plus any additional hours, as published at HercRentals.com. Herc may at its sole discretion modify or terminate any pricing herein with 30 days notice to customer.*

**PRINT DATE: Friday, October 30, 2020**



**AFFECTED REGIONS / BRANCHES**

US National (Excluding Hawaii, North Dakota &amp; Midland)

Exhibit A

**EFFECTIVE DATES: FROM: 01/01/2021 THROUGH: 12/31/2021****Pricing Schedule #:**

<b>CAT-CLASS DESCRIPTION</b>			<b>DAY</b>	<b>WEEK</b>	<b>MONTH</b>
<u>EARTHMOVING - ROAD GEAR</u>					
260	1100	ROAD GRADER 110-119HP DSL	\$628	\$1,722	\$4,982
260	1120	ROAD GRADER 130-139HP DSL	\$936	\$2,563	\$7,196
<u>EARTHMOVING - SKIDSTEER ATTACHMENTS</u>					
290	2000	SKIDSTEER ATTACHMENT AUGER MED TORQUE	\$81	\$231	\$574
290	2005	SKIDSTEER ATTACHMENT AUGER HI TORQUE	\$81	\$231	\$574
290	2010	SKIDSTEER ATTACHMENT ANGLE BROOM	\$95	\$284	\$651
290	2015	SKIDSTEER ATTACHMENT SWEEPER	\$95	\$284	\$651
290	2020	SKIDSTEER ATTACHMENT SNOW PUSHER	\$103	\$203	\$421
290	2022	SKIDSTEER ATTACHMENT ANGLE SNOW PLOW	\$104	\$225	\$527
290	2025	SKIDSTEER ATTACHMENT SNOW BLOWER	\$120	\$243	\$574
290	2030	SKIDSTEER ATTACHMENT TRENCHER	\$124	\$365	\$918
290	2035	SKIDSTEER ATTACHMENT LEVELER	\$81	\$230	\$576
290	2045	SKIDSTEER ATTACHMENT ROOT RAKE W CLAMP	\$77	\$170	\$345
290	2050	SKIDSTEER ATTACHMENT ROCK HOUND RAKE	\$124	\$304	\$761
290	2055	SKIDSTEER ATTACHMENT SOIL CONDITIONER	\$124	\$304	\$761
290	2057	SKIDSTEER ATTACHMENT FLAIL MOWER	\$257	\$729	\$1,722
290	2058	SKIDSTEER ATTACHMENT BRUSH CUTTER 60 SF	\$167	\$474	\$1,129
290	2059	SKIDSTEER ATTACHMENT BRUSH CUTTER 66 SF	\$149	\$418	\$1,052
290	2060	SKIDSTEER ATTACHMENT BRUSH CUTTER 72 SF	\$167	\$474	\$1,129
290	2061	SKIDSTEER ATTACHMENT BRUSH CUTTER 96 SF	\$239	\$680	\$1,607
290	2062	SKIDSTEER ATTACHMENT BRUSH CUTTER 60 HF	\$239	\$680	\$1,607
290	2063	SKIDSTEER ATTACHMENT BRUSH CUTTER 72 HF	\$201	\$567	\$1,339
290	2065	SKIDSTEER ATTACHMENT FORESTRY MULCHER	\$684	\$1,620	\$3,443
290	2070	SKIDSTEER ATTACHMENT PLANER 14IN SF	\$278	\$932	\$1,836
290	2073	SKIDSTEER ATTACHMENT PLANER 18IN HF	\$325	\$993	\$1,913
290	2075	SKIDSTEER ATTACHMENT PLANER 24IN HF	\$385	\$1,175	\$2,257
290	2080	SKIDSTEER ATTACHMENT TILLER	\$95	\$264	\$574
290	2085	SKIDSTEER ATTACHMENT SILTFENCE INSTALLER	\$68	\$194	\$551
290	2090	SKIDSTEER ATTACHMENT STUMP GRINDER	\$98	\$324	\$746
290	2092	SKIDSTEER ATTACHMENT POST DRIVER	\$108	\$306	\$765
290	2095	SKIDSTEER ATTACHMENT SPREADER	\$68	\$194	\$551
290	2100	SKIDSTEER ATTACHMENT TREE BOOM	\$60	\$170	\$321
290	2105	SKIDSTEER ATTACHMENT TILE SCRAPER	\$68	\$194	\$367
290	2110	SKIDSTEER ATTACHMENT BACKHOE	\$98	\$324	\$746
290	2125	SKIDSTEER ATTACHMENT DOZER BLADE	\$60	\$170	\$321
290	2130	SKIDSTEER ATTACHMENT MISCELLANEOUS	\$68	\$194	\$367
290	2135	SKIDSTEER ATTACHMENT VACUUM LIFT BATTERY	\$153	\$365	\$729
290	2140	SKIDSTEER ATTACHMENT FORKS 42IN	\$34	\$97	\$214
290	2145	SKIDSTEER ATTACHMENT FORKS 48IN	\$34	\$97	\$214
290	2195	SKIDSTEER ATTACHMENT ASPHALT FLOAT	\$149	\$340	\$804

Omnia Platinum

*Customer agrees to keep confidential the information contained herein and not to reproduce or disclose any such information, in whole or in part, to any individual or entity, without the prior written consent of Herc Rentals. Customer and Herc hereby agree to the equipment and pricing as detailed herein and unless otherwise exempt, Customer agrees to be responsible for all applicable fees and charges as published at HercRentals.com, including, without limitation, environmental and emissions, refueling, vehicle licensing fees, preventative maintenance and transportation charges. Any equipment that is ordered by or on behalf of Customer locally at a Herc branch or other such location, that is not on the list of equipment in this schedule, will be negotiated locally at time of rental, up to an amount not to exceed the then-current list price for a standard rental shift, plus any additional hours, as published at HercRentals.com. Herc may at its sole discretion modify or terminate any pricing herein with 30 days notice to customer.*

**PRINT DATE: Friday, October 30, 2020**

**AFFECTED REGIONS / BRANCHES**

US National (Excluding Hawaii, North Dakota &amp; Midland)

Exhibit A

**EFFECTIVE DATES: FROM: 01/01/2021 THROUGH: 12/31/2021****Pricing Schedule #:**

<b>CAT-CLASS DESCRIPTION</b>			<b>DAY</b>	<b>WEEK</b>	<b>MONTH</b>
<u>EARTHMOVING - SKIDSTEER ATTACHMENTS</u>					
290	2200	SKIDSTEER ATTACHMENT BREAKER <90 LBS	\$141	\$401	\$842
290	2205	SKIDSTEER ATTACHMENT BREAKER 91-190 LBS	\$141	\$401	\$842
290	2210	SKIDSTEER ATTACHMENT BREAKER 191-290 LBS	\$141	\$401	\$842
290	2220	SKIDSTEER ATTACHMENT BREAKER 291-390 LBS	\$141	\$401	\$842
290	2225	SKIDSTEER ATTACHMENT BREAKER 391-600 LBS	\$167	\$474	\$1,033
290	2230	COMBO SSL M-EX ATTACH BREAKER 391-600LBS	\$167	\$474	\$1,033
290	2235	SKIDSTEER ATTACHMENT BREAKER 601-900 LBS	\$167	\$474	\$1,033
290	2240	SKIDSTEER ATTACHMENT BREAKER 901-1250LBS	\$167	\$474	\$1,033
290	2300	SKIDSTEER ATTACHMENT BUCKET 36IN	\$9	\$24	\$69
290	2320	SKIDSTEER ATTACHMENT BUCKET 44IN 4 IN 1	\$51	\$122	\$345
290	2325	SKIDSTEER ATTACHMENT BUCKET 44IN	\$9	\$24	\$69
290	2332	SKIDSTEER ATTACHMENT BUCKET 56IN LOW-PRO	\$9	\$24	\$69
290	2340	SKIDSTEER ATTACHMENT BUCKET 62IN	\$9	\$24	\$69
290	2345	SKIDSTEER ATTACHMENT BUCKET 62IN 4 IN 1	\$51	\$122	\$345
290	2350	SKIDSTEER ATTACHMENT BUCKET 62IN LOW-PRO	\$9	\$24	\$69
290	2360	SKIDSTEER ATTACHMENT BUCKET 66IN	\$9	\$24	\$69
290	2365	SKIDSTEER ATTACHMENT BUCKET 66IN 4 IN 1	\$51	\$122	\$345
290	2370	SKIDSTEER ATTACHMENT BUCKET 66IN LOW-PRO	\$9	\$24	\$69
290	2380	SKIDSTEER ATTACHMENT BUCKET 68IN	\$9	\$24	\$69
290	2385	SKIDSTEER ATTACHMENT BUCKET 68IN 4 IN 1	\$51	\$122	\$345
290	2390	SKIDSTEER ATTACHMENT BUCKET 68IN LOW-PRO	\$9	\$24	\$69
290	2400	SKIDSTEER ATTACHMENT BUCKET 72IN	\$9	\$24	\$69
290	2402	SKIDSTEER ATTACHMENT BUCKET 72IN LOW-PRO	\$9	\$25	\$70
290	2405	SKIDSTEER ATTACHMENT BUCKET 72IN 4 IN 1	\$51	\$122	\$345
290	2420	SKIDSTEER ATTACHMENT BUCKET 74IN	\$9	\$24	\$69
290	2425	SKIDSTEER ATTACHMENT BUCKET 74IN 4 IN 1	\$51	\$122	\$345
290	2430	SKIDSTEER ATTACHMENT BUCKET 74IN LIGHT	\$9	\$24	\$69
290	2435	SKIDSTEER ATTACHMENT BUCKET 74IN LOW-PRO	\$9	\$24	\$69
290	2440	SKIDSTEER ATTACHMENT BUCKET 78IN LOW-PRO	\$9	\$24	\$69
290	2460	SKIDSTEER ATTACHMENT BUCKET 80IN	\$9	\$24	\$69
290	2467	SKIDSTEER ATTACHMENT BUCKET 80IN LOW-PRO	\$9	\$24	\$69
290	2500	SKIDSTEER ATTACHMENT BRUSH GRAPPLE	\$64	\$183	\$421
290	2502	SKIDSTEER ATTACHMENT GRAPPLE BKT 36IN	\$49	\$153	\$409
290	2503	SKIDSTEER ATTACHMENT GRAPPLE BKT 48IN	\$49	\$153	\$409
290	2505	SKIDSTEER ATTACHMENT GRAPPLE BKT 60-65IN	\$68	\$194	\$440
290	2510	SKIDSTEER ATTACHMENT GRAPPLE BKT 66-71IN	\$68	\$194	\$440
290	2515	SKIDSTEER ATTACHMENT GRAPPLE BKT 72-77IN	\$68	\$194	\$440
290	2600	TOOLCAT ATTACHMENT SPREADER	\$68	\$194	\$440
<u>EARTHMOVING - SKIDSTEER LOADERS</u>					
200	1310	SKIDSTEER LOADER 250-750LB ROPS	\$171	\$486	\$1,497

Omnia Platinum

*Customer agrees to keep confidential the information contained herein and not to reproduce or disclose any such information, in whole or in part, to any individual or entity, without the prior written consent of Herc Rentals. Customer and Herc hereby agree to the equipment and pricing as detailed herein and unless otherwise exempt, Customer agrees to be responsible for all applicable fees and charges as published at HercRentals.com, including, without limitation, environmental and emissions, refueling, vehicle licensing fees, preventative maintenance and transportation charges. Any equipment that is ordered by or on behalf of Customer locally at a Herc branch or other such location, that is not on the list of equipment in this schedule, will be negotiated locally at time of rental, up to an amount not to exceed the then-current list price for a standard rental shift, plus any additional hours, as published at HercRentals.com. Herc may at its sole discretion modify or terminate any pricing herein with 30 days notice to customer.*

**PRINT DATE: Friday, October 30, 2020**



**AFFECTED REGIONS / BRANCHES**

US National (Excluding Hawaii, North Dakota &amp; Midland)

Exhibit A

**EFFECTIVE DATES: FROM: 01/01/2021 THROUGH: 12/31/2021****Pricing Schedule #:**

<b>CAT-CLASS DESCRIPTION</b>			<b>DAY</b>	<b>WEEK</b>	<b>MONTH</b>
<u>EARTHMOVING - SKIDSTEER LOADERS</u>					
200	1311	SKIDSTEER LOADER 250-750LB CAB	\$180	\$496	\$1,539
200	1350	SKIDSTEER LOADER 1300-2099LB ROPS	\$167	\$419	\$1,080
200	1351	SKIDSTEER LOADER 1300-2099LB CAB	\$185	\$455	\$1,148
200	1352	SKIDSTEER LOADER 1751-2099LB ROPS HF	\$185	\$455	\$1,148
200	1353	SKIDSTEER LOADER 1751-2099LB CAB HF	\$198	\$486	\$1,148
200	1360	SKIDSTEER LOADER 2100-2399LB ROPS	\$239	\$558	\$1,260
200	1361	SKIDSTEER LOADER 2100-2399LB CAB	\$266	\$626	\$1,305
200	1362	SKIDSTEER LOADER 2100-2399LB ROPS HF	\$266	\$626	\$1,305
200	1370	SKIDSTEER LOADER 2400-2999LB ROPS	\$239	\$558	\$1,260
200	1371	SKIDSTEER LOADER 2400-2999LB CAB	\$266	\$626	\$1,305
200	1372	SKIDSTEER LOADER 2400-2999LB ROPS HF	\$266	\$626	\$1,305
200	1373	SKIDSTEER LOADER 2400-2999LB CAB HF	\$273	\$666	\$1,427
200	1381	SKIDSTEER LOADER OVER 3000LB CAB	\$301	\$734	\$1,607
200	1382	SKIDSTEER LOADER OVER 3000LB ROPS HF	\$333	\$797	\$1,778
<u>EARTHMOVING - TRACK LOADERS</u>					
200	1020	MINI TRACK LOADER W/B < 600LB CAP GAS	\$214	\$642	\$1,497
200	1030	MINI TRACK LOADER W/B < 600LB CAP DSL	\$214	\$642	\$1,497
200	1040	MINI TRACK LOADER W/B > 600LB CAP DSL	\$244	\$680	\$1,582
200	1050	MINI TRACK LOADER W/B 2000LB CAP DSL	\$338	\$941	\$2,133
200	1430	COMPACT TRACK LOADER 1300-1699LB ROPS	\$270	\$698	\$1,800
200	1431	COMPACT TRACK LOADER 1300-1699LB CAB	\$284	\$711	\$1,832
200	1440	COMPACT TRACK LOADER 1700-1999LB ROPS	\$270	\$698	\$1,800
200	1441	COMPACT TRACK LOADER 1700-1999LB CAB	\$284	\$711	\$1,832
200	1450	COMPACT TRACK LOADER 2000-2399LB ROPS	\$270	\$698	\$1,800
200	1451	COMPACT TRACK LOADER 2000-2399LB CAB	\$284	\$711	\$1,832
200	1452	COMPACT TRACK LOADER 2000-2399LB ROPS HF	\$284	\$711	\$1,832
200	1453	COMPACT TRACK LOADER 2000-2399LB CAB HF	\$297	\$743	\$1,922
200	1460	COMPACT TRACK LOADER 2400-2799LB ROPS	\$297	\$743	\$1,922
200	1461	COMPACT TRACK LOADER 2400-2799LB CAB	\$311	\$806	\$1,958
200	1462	COMPACT TRACK LOADER 2400-2799LB ROPS HF	\$311	\$806	\$1,958
200	1463	COMPACT TRACK LOADER 2400-2799LB CAB HF	\$338	\$887	\$2,115
200	1470	COMPACT TRACK LOADER 2800LB & OVER ROPS	\$338	\$887	\$2,115
200	1471	COMPACT TRACK LOADER 2800LB & OVER CAB	\$356	\$945	\$2,250
200	1472	COMPACT TRACK LOADER 2800LB & UP ROPS HF	\$356	\$945	\$2,250
200	1473	COMPACT TRACK LOADER 2800LB & UP CAB HF	\$369	\$960	\$2,340
<u>EARTHMOVING - TRACTOR ATTACHMENTS</u>					
290	3000	TRACTOR ATTACHMENT AUGER	\$95	\$267	\$689
290	3010	TRACTOR ATTACHMENT SNOW PUSHER	\$73	\$158	\$440
290	3020	TRACTOR ATTACHMENT RIPPER	\$43	\$122	\$306

Omnia Platinum

**Customer agrees to keep confidential the information contained herein and not to reproduce or disclose any such information, in whole or in part, to any individual or entity, without the prior written consent of Herc Rentals. Customer and Herc hereby agree to the equipment and pricing as detailed herein and unless otherwise exempt, Customer agrees to be responsible for all applicable fees and charges as published at HercRentals.com, including, without limitation, environmental and emissions, refueling, vehicle licensing fees, preventative maintenance and transportation charges. Any equipment that is ordered by or on behalf of Customer locally at a Herc branch or other such location, that is not on the list of equipment in this schedule, will be negotiated locally at time of rental, up to an amount not to exceed the then-current list price for a standard rental shift, plus any additional hours, as published at HercRentals.com. Herc may at its sole discretion modify or terminate any pricing herein with 30 days notice to customer.**

**PRINT DATE: Friday, October 30, 2020**

**AFFECTED REGIONS / BRANCHES**

US National (Excluding Hawaii, North Dakota &amp; Midland)

Exhibit A

**EFFECTIVE DATES: FROM: 01/01/2021 THROUGH: 12/31/2021****Pricing Schedule #:**

<b>CAT-CLASS DESCRIPTION</b>			<b>DAY</b>	<b>WEEK</b>	<b>MONTH</b>
<u>EARTHMOVING - TRACTOR ATTACHMENTS</u>					
290	3030	TRACTOR ATTACHMENT BOX BLADE	\$43	\$122	\$306
290	3040	TRACTOR ATTACHMENT ROTARY BRUSH MOWER	\$56	\$134	\$364
290	3060	TRACTOR ATTACHMENT TILLER	\$64	\$183	\$498
290	3070	TRACTOR ATTACHMENT SPREADER	\$51	\$122	\$345
<u>EARTHMOVING - WALK-BEHIND TRENCHERS</u>					
280	1010	TRENCHER CABLE INSTALLER W/B GAS	\$90	\$293	\$648
280	1020	TRENCHER W/B TRACK 24IN GAS	\$167	\$491	\$860
280	1030	TRENCHER W/B TRACK 30IN GAS	\$178	\$491	\$895
280	1040	TRENCHER W/B TRACK 36IN GAS	\$178	\$491	\$895
280	1060	TRENCHER W/B WHEEL 0IN TO 18IN GAS	\$122	\$333	\$692
280	1070	TRENCHER W/B WHEEL 24IN GAS	\$158	\$454	\$810
280	1090	TRENCHER W/B WHEEL 36IN GAS	\$170	\$454	\$827
<u>EARTHMOVING - WHEEL LOADER ATTACHMENTS</u>					
290	7000	LOADER ATTACHMENT ROOT RAKE NO CLAMP	\$95	\$223	\$421
290	7005	LOADER ATTACHMENT ROOT RAKE W CLAMP	\$167	\$385	\$727
290	7010	LOADER ATTACHMENT LANDSCAPE RAKE	\$107	\$239	\$532
290	7020	LOADER ATTACHMENT SNOW PUSHER	\$107	\$304	\$651
290	7025	LOADER ATTACHMENT BOOM	\$68	\$130	\$287
290	7030	LOADER ATTACHMENT TRUSS BOOM	\$68	\$130	\$287
290	7035	LOADER ATTACHMENT DRUM ROTATOR	\$68	\$130	\$287
290	7040	LOADER ATTACHMENT FORKS 48IN	\$81	\$223	\$421
290	7045	LOADER ATTACHMENT FORKS 60IN	\$90	\$235	\$459
290	7050	LOADER ATTACHMENT FORKS 72IN	\$103	\$251	\$498
290	7055	LOADER ATTACHMENT FORKS 84IN	\$115	\$267	\$536
290	7060	LOADER ATTACHMENT FORKS 96IN	\$129	\$284	\$574
290	7100	COMPACT LOADER BUCKET	\$68	\$130	\$287
290	7115	LOADER BUCKET 4YD AND OVER	\$64	\$158	\$325
290	7120	LOADER BUCKET COMBINATION	\$81	\$203	\$455
290	7130	LOADER BUCKET LIGHT MATRL	\$43	\$122	\$248
290	7135	LOADER BUCKET LIGHT MATRL 8YD AND OVER	\$81	\$203	\$455
290	7140	LOADER BUCKET ROLLOUT 5-6YD	\$235	\$527	\$1,454
290	7145	LOADER BUCKET ROLLOUT 7.5YD AND OVER	\$278	\$628	\$1,645
290	7150	LOADER BUCKET SIDE DUMP	\$107	\$304	\$651
290	7155	LOADER ATTACHMENT PIPE GRAPPLE FORK	\$129	\$365	\$918
290	7157	LOADER ATTACHMENT GRAPPLE BUCKET	\$95	\$284	\$651
<u>EARTHMOVING - WHEEL LOADERS</u>					
265	1010	COMPACT LOADER 0.75 YD STD BKT DSL	\$446	\$936	\$2,397
265	1110	COMPACT LOADER 1.0-1.4 YD STD BKT DSL	\$486	\$1,008	\$2,597

Omnia Platinum

*Customer agrees to keep confidential the information contained herein and not to reproduce or disclose any such information, in whole or in part, to any individual or entity, without the prior written consent of Herc Rentals. Customer and Herc hereby agree to the equipment and pricing as detailed herein and unless otherwise exempt, Customer agrees to be responsible for all applicable fees and charges as published at HercRentals.com, including, without limitation, environmental and emissions, refueling, vehicle licensing fees, preventative maintenance and transportation charges. Any equipment that is ordered by or on behalf of Customer locally at a Herc branch or other such location, that is not on the list of equipment in this schedule, will be negotiated locally at time of rental, up to an amount not to exceed the then-current list price for a standard rental shift, plus any additional hours, as published at HercRentals.com. Herc may at its sole discretion modify or terminate any pricing herein with 30 days notice to customer.*

**PRINT DATE: Friday, October 30, 2020**

**AFFECTED REGIONS / BRANCHES**

US National (Excluding Hawaii, North Dakota &amp; Midland)

Exhibit A

**EFFECTIVE DATES: FROM: 01/01/2021 THROUGH: 12/31/2021****Pricing Schedule #:**

<b>CAT-CLASS DESCRIPTION</b>			<b>DAY</b>	<b>WEEK</b>	<b>MONTH</b>
<u>EARTHMOVING - WHEEL LOADERS</u>					
265	1300	WHEEL LOADER 2.0-2.4 YD STD BKT DSL	\$473	\$1,323	\$3,393
265	1310	WHEEL LOADER 3.0-3.4 YD STD BKT DSL	\$581	\$1,485	\$4,320
265	1320	WHEEL LOADER 2.5-3.4 YD MP BKT DSL	\$590	\$1,665	\$4,455
265	1410	WHEEL LOADER 3.5-3.9 YD STD BKT DSL	\$599	\$1,665	\$4,455
265	1510	WHEEL LOADER 4.0-4.5 YD STD BKT DSL	\$698	\$1,764	\$5,513
265	1520	WHEEL LOADER 4.0-4.5 YD MP BKT DSL	\$747	\$2,039	\$5,715
265	1610	WHEEL LOADER 4.6-5.5 YD STD BKT DSL	\$1,197	\$3,087	\$9,900
<u>FLOOR CARE AND SURFACE PREP - BENCH GRINDERS</u>					
100	4460	GRINDER BENCH 8 IN ELEC	\$13	\$34	\$61
<u>FLOOR CARE AND SURFACE PREP - CARPET CLEANERS</u>					
105	1820	EXTRACTOR LARGE LOSS SKID GAS	\$588	\$1,331	\$2,700
105	3810	CLEANER CARPET COLD WATER	\$32	\$122	\$243
105	3820	CLEANER UPHOLSTERY	\$21	\$77	\$152
<u>FLOOR CARE AND SURFACE PREP - CONCRETE GRINDERS</u>					
100	4220	GRINDER CONCRETE FLOOR 22IN DUAL115/230V	\$122	\$459	\$912
100	4230	GRINDER CONCRETE FLOOR 9IN SINGLE 115V	\$102	\$383	\$760
100	4235	GRINDER CONCRETE EDGE 7IN 115/230V 1PH	\$102	\$383	\$760
100	4236	GRINDER CONCRETE EDGE 11IN 230V 1PH	\$140	\$612	\$1,350
100	4237	GRINDER CONCRETE FLOOR 18IN SINGLE 120V	\$203	\$765	\$1,519
100	4239	GRINDER CONCRETE FLOOR 16IN 240V 1PH	\$203	\$765	\$1,519
100	4250	GRINDER CONCRETE FLOOR 10IN SINGLE GAS	\$122	\$459	\$912
100	4255	GRINDER CONCRETE FLOOR 16IN GAS	\$203	\$765	\$1,519
100	4260	GRINDER CONCRETE FLOOR 22IN DUAL GAS	\$122	\$459	\$912
100	4275	GRINDER CONCRETE FLOOR 20IN 240V 1PH	\$509	\$1,530	\$3,060
100	4280	GRINDER CONCRETE FLOOR 10IN SINGLE LP	\$97	\$306	\$793
100	4281	GRINDER CONCRETE FLOOR 26IN LPG	\$401	\$1,404	\$3,515
100	4282	GRINDER CONCRETE FLOOR 32IN 480V 3PH MAN	\$585	\$1,913	\$5,265
100	4284	GRINDER CONCRETE FLOOR 32IN 480V REMOTE	\$990	\$2,880	\$7,493
100	4286	GRINDER CONCRETE FLOOR 32IN LPG REMOTE	\$630	\$1,890	\$5,441
100	4290	GRINDER CONCRETE CEILING W/HEPA VAC 120V	\$45	\$134	\$220
<u>FLOOR CARE AND SURFACE PREP - CONCRETE PLANERS</u>					
100	4300	CONCRETE SCARIFIER PLANER 8IN 230V 1PH	\$243	\$918	\$1,755
100	4310	CONCRETE SCARIFIER PLANER 8IN GAS	\$243	\$918	\$1,755
100	4315	CONCRETE PLANER 8IN LP	\$243	\$918	\$1,755
100	4320	CONCRETE PLANER 10IN GAS	\$122	\$340	\$709
<u>FLOOR CARE AND SURFACE PREP - DRUM TYPE FLOOR SANDERS</u>					

Omnia Platinum

*Customer agrees to keep confidential the information contained herein and not to reproduce or disclose any such information, in whole or in part, to any individual or entity, without the prior written consent of Herc Rentals. Customer and Herc hereby agree to the equipment and pricing as detailed herein and unless otherwise exempt, Customer agrees to be responsible for all applicable fees and charges as published at HercRentals.com, including, without limitation, environmental and emissions, refueling, vehicle licensing fees, preventative maintenance and transportation charges. Any equipment that is ordered by or on behalf of Customer locally at a Herc branch or other such location, that is not on the list of equipment in this schedule, will be negotiated locally at time of rental, up to an amount not to exceed the then-current list price for a standard rental shift, plus any additional hours, as published at HercRentals.com. Herc may at its sole discretion modify or terminate any pricing herein with 30 days notice to customer.*

**PRINT DATE: Friday, October 30, 2020**

**AFFECTED REGIONS / BRANCHES**

US National (Excluding Hawaii, North Dakota &amp; Midland)

Exhibit A

**EFFECTIVE DATES: FROM: 01/01/2021 THROUGH: 12/31/2021****Pricing Schedule #:**

<b>CAT-CLASS DESCRIPTION</b>			<b>DAY</b>	<b>WEEK</b>	<b>MONTH</b>
<u>FLOOR CARE AND SURFACE PREP - DRUM TYPE FLOOR SANDERS</u>					
100	5020	SANDER ORBITAL 12 IN FLOOR DUST CONTROL	\$49	\$184	\$365
100	5300	SANDER ORBITAL 12 IN FLOOR	\$49	\$184	\$365
100	5310	SANDER DRUM 8 IN ELECTRIC	\$49	\$184	\$365
100	5330	SANDER ROTARY 16 IN FLOOR DUST CONTROL	\$65	\$184	\$365
<u>FLOOR CARE AND SURFACE PREP - DUST EXTRACTION VACUUMS</u>					
105	1715	VACUUM CANISTER DRY SILICA 150 CFM 120V	\$26	\$103	\$235
105	1720	VACUUM DROP BAG DRY SILICA 130 CFM 120V	\$26	\$103	\$235
105	1725	VACUUM CANNISTER DRY SILICA 200 CFM 120V	\$39	\$149	\$342
105	1735	VACUUM DROP BAG DRY SILICA 200 CFM 120V	\$39	\$149	\$342
105	1740	VACUUM DROP BAG DRY SILICA 250 CFM 120V	\$39	\$149	\$342
105	1744	VACUUM DROP BAG DRY SILICA 300 CFM LP	\$77	\$293	\$675
105	1745	VACUUM CANNISTER DRY SILICA 300 CFM 120V	\$39	\$149	\$342
105	1746	VACUUM DROP BAG DRY SILICA 300 CFM 120V	\$39	\$149	\$342
105	1747	VACUUM DROP BAG DRY SILICA 350 CFM 480V	\$126	\$387	\$1,125
105	1749	VACUUM DROP BAG DRY SILICA 400 CFM LP	\$279	\$851	\$2,430
<u>FLOOR CARE AND SURFACE PREP - FLOOR BUFFER &amp; POLISHERS</u>					
100	5400	BUFFER 13IN ELECTRIC	\$29	\$107	\$212
100	5410	BUFFER 17IN ELECTRIC	\$41	\$153	\$304
100	5420	BUFFER 20IN ELECTRIC	\$49	\$184	\$365
100	5430	BURNISHER 20IN HIGH SPEED ELECTRIC	\$49	\$184	\$365
<u>FLOOR CARE AND SURFACE PREP - FLOOR EDGER</u>					
100	5320	SANDER FLOOR EDGER 7 IN ELECTRIC	\$32	\$122	\$243
<u>FLOOR CARE AND SURFACE PREP - FLOOR SCRUBBERS</u>					
105	3702	SCRUBBER W/B 15IN PATH BATTERY	\$103	\$266	\$689
105	3715	SCRUBBER W/B 32 IN PATH BATTERY	\$239	\$684	\$1,710
105	3720	SCRUBBER MID-SIZED RIDE ON BATTERY	\$342	\$898	\$2,223
105	3740	SCRUBBER INDUSTRIAL RIDE ON LP	\$428	\$1,231	\$2,858
<u>FLOOR CARE AND SURFACE PREP - FLOOR STRIPPERS</u>					
100	4000	FLOOR STRIPPER W/B 120LB ELEC	\$95	\$376	\$847
100	4010	FLOOR STRIPPER W/B 270LB ELEC	\$154	\$616	\$1,231
100	4020	FLOOR STRIPPER W/B 425LB ELEC	\$257	\$770	\$1,796
100	4025	FLOOR STRIPPER W/B 500LB ELEC	\$406	\$1,219	\$2,610
100	4028	FLOOR STRIPPER RIDE-ON 1800LB LP	\$855	\$2,565	\$4,950
100	4030	FLOOR STRIPPER RIDE-ON BATTERY 2300LB	\$855	\$2,565	\$4,950
100	4035	FLOOR STRIPPER RIDE-ON BATTERY 2800LB	\$1,155	\$3,330	\$6,755
100	4040	FLOOR STRIPPER RIDE-ON 2850LB LP	\$1,155	\$3,330	\$7,691

Omnia Platinum

*Customer agrees to keep confidential the information contained herein and not to reproduce or disclose any such information, in whole or in part, to any individual or entity, without the prior written consent of Herc Rentals. Customer and Herc hereby agree to the equipment and pricing as detailed herein and unless otherwise exempt, Customer agrees to be responsible for all applicable fees and charges as published at HercRentals.com, including, without limitation, environmental and emissions, refueling, vehicle licensing fees, preventative maintenance and transportation charges. Any equipment that is ordered by or on behalf of Customer locally at a Herc branch or other such location, that is not on the list of equipment in this schedule, will be negotiated locally at time of rental, up to an amount not to exceed the then-current list price for a standard rental shift, plus any additional hours, as published at HercRentals.com. Herc may at its sole discretion modify or terminate any pricing herein with 30 days notice to customer.*

**PRINT DATE: Friday, October 30, 2020**

**AFFECTED REGIONS / BRANCHES**

US National (Excluding Hawaii, North Dakota &amp; Midland)

Exhibit A

**EFFECTIVE DATES: FROM: 01/01/2021 THROUGH: 12/31/2021****Pricing Schedule #:**

<b>CAT-CLASS DESCRIPTION</b>			<b>DAY</b>	<b>WEEK</b>	<b>MONTH</b>
<u>FLOOR CARE AND SURFACE PREP - FLOOR SWEEPERS</u>					
105	3500	KOMBI POWERHEAD UNIT GAS	\$30	\$120	\$269
105	3590	SWEEPER W/B 34 IN PATH BATTERY	\$188	\$530	\$1,359
105	3596	SWEEPER W/B 36 IN PATH GAS	\$99	\$122	\$410
105	3600	SWEEPER MID-SIZED 50 IN RIDE-ON LP	\$324	\$889	\$2,160
105	3610	SWEEPER LARGE 62 IN RIDE-ON LP	\$385	\$1,094	\$2,340
105	3615	SWEEPER LARGE 62 IN RIDE-ON DSL	\$555	\$1,469	\$3,587
105	3620	SWEEPER INDUSTRIAL 66 IN RIDE ON DSL	\$779	\$2,223	\$5,558
105	3725	SCRUBBER RIDE-ON LONG RUN BATTERY	\$599	\$1,539	\$3,848
105	3760	SWEEPER/SCRUBBER INDUST RIDE-ON LPG	\$471	\$1,334	\$3,335
<u>FLOOR CARE AND SURFACE PREP - LINOLEUM ROLLERS</u>					
100	4100	ROLLER LINOLEUM UP TO 100 LBS	\$65	\$165	\$399
<u>FLOOR CARE AND SURFACE PREP - SANDBLASTERS</u>					
100	5160	ABRASIVE BLASTING POT 3.5 CU FT	\$73	\$207	\$473
<u>FLOOR CARE AND SURFACE PREP - SCABBLERS</u>					
100	4400	SCABBLER HANDHELD AIR	\$49	\$146	\$372
100	4410	SCABBLER WALK BEHIND 29 IN AIR	\$203	\$447	\$908
<u>FLOOR CARE AND SURFACE PREP - SCALERS</u>					
100	4610	SCALER PISTON AIR	\$8	\$19	\$50
100	4620	FLOOR SCALER CHISEL AIR	\$32	\$88	\$220
100	4630	SCALER NEEDLE SCALER FLUX AIR	\$16	\$46	\$122
<u>FLOOR CARE AND SURFACE PREP - SHOT BLASTERS</u>					
100	4700	SHOT BLASTER CONCRETE 8 IN 120V W/B	\$345	\$1,083	\$1,975
100	4705	SHOT BLASTER CONCRETE 10IN 240V 3PH W/B	\$747	\$1,494	\$5,166
100	4720	MAGNET PULL TO PULL TOWABLE	\$365	\$869	\$1,913
<u>FLOOR CARE AND SURFACE PREP - SURFACE VACUUMS</u>					
105	3650	LITTER VACUUM RIDE ON OUTDOOR	\$471	\$1,334	\$3,335
<u>FLOOR CARE AND SURFACE PREP - TRAFFIC LINE REMOVER</u>					
100	4430	TRAFFIC LINE REMOVER	\$264	\$658	\$1,627
<u>FLOOR CARE AND SURFACE PREP - WET &amp; DRY VACUUMS</u>					
105	1605	VACUUM BACKPACK	\$22	\$66	\$185
105	1630	VACUUM WET/DRY 6-9 GALLON	\$21	\$77	\$152
105	1650	VACUUM WET/DRY 10-15 GALLON	\$24	\$92	\$183
105	1680	VACUUM WET/DRY W/PUMP 19 GALLON	\$61	\$172	\$401
105	1700	VACUUM WET/DRY INDUSTRIAL 55 GALLON	\$41	\$153	\$304

Omnia Platinum

*Customer agrees to keep confidential the information contained herein and not to reproduce or disclose any such information, in whole or in part, to any individual or entity, without the prior written consent of Herc Rentals. Customer and Herc hereby agree to the equipment and pricing as detailed herein and unless otherwise exempt, Customer agrees to be responsible for all applicable fees and charges as published at HercRentals.com, including, without limitation, environmental and emissions, refueling, vehicle licensing fees, preventative maintenance and transportation charges. Any equipment that is ordered by or on behalf of Customer locally at a Herc branch or other such location, that is not on the list of equipment in this schedule, will be negotiated locally at time of rental, up to an amount not to exceed the then-current list price for a standard rental shift, plus any additional hours, as published at HercRentals.com. Herc may at its sole discretion modify or terminate any pricing herein with 30 days notice to customer.*

**PRINT DATE: Friday, October 30, 2020**

**AFFECTED REGIONS / BRANCHES**

US National (Excluding Hawaii, North Dakota &amp; Midland)

Exhibit A

**EFFECTIVE DATES: FROM: 01/01/2021 THROUGH: 12/31/2021****Pricing Schedule #:**

<b>CAT-CLASS DESCRIPTION</b>			<b>DAY</b>	<b>WEEK</b>	<b>MONTH</b>
<u>FLOOR CARE AND SURFACE PREP - WET &amp; DRY VACUUMS</u>					
105	1705	VACUUM COREDRILL WATER MANAGEMENT SYSTEM	\$45	\$153	\$304
105	1800	VACUUM WATER EXTRACTOR W/AUTO PUMPOUT	\$73	\$207	\$455
105	1810	EXTRACTOR RIDE-ON FLOOD PUMPER	\$446	\$1,033	\$2,059
105	2065	WASHER 4000 PSI DUEL WAND & ROTARY GAS	\$117	\$428	\$878
105	2840	WASHER TRAILER MNT 4000-4999PSI COLD DSL	\$306	\$756	\$1,823
<u>FUEL TANKS - FUEL TANKS</u>					
530	1005	PROSOL DEF TANK 100 GALLON GALVANIZED	\$60	\$171	\$324
<u>GROUND SUPPORT EQUIPMENT</u>					
501	4000	90KVA 400HZ PORTABLE AIRCRAFT GENERATOR	\$620	\$2,480	\$5,085
501	4010	120KVA 400HZ PORTABLE AIRCRAFT GENERATOR	\$684	\$2,736	\$5,472
501	4210	90KVA 400HZ SOLID STATE AIRCRAFT GPU	\$385	\$958	\$2,939
501	4220	180KVA 400HZ SOLID STATE AIRCRAFT GPU	\$581	\$1,454	\$4,275
640	2100	BELT LOADER DRIVABLE AIRCRAFT DSL	\$513	\$1,163	\$2,907
640	2200	BAGGAGE TRACTOR AIRCRAFT GAS 5500 LB	\$320	\$855	\$2,223
640	2220	BAGGAGE TRACTOR AIRCRAFT DSL 5500 LB	\$347	\$941	\$2,309
640	4950	TRACTOR AIRCRAFT TOWBAR 30000 GVW	\$1,026	\$2,394	\$5,985
640	4960	TRACTOR AIRCRAFT TOWBAR 40000 GVW	\$1,625	\$3,420	\$8,550
640	4980	TRACTOR AIRCRAFT TOWBAR 60000 GVW	\$2,138	\$5,130	\$12,825
<u>LARGE AIR COMPRESSORS</u>					
140	1420	COMPRESSOR TOWABLE INST QUAL 750CFM DSL	\$620	\$1,458	\$3,645
140	1460	COMPRESSOR TOWABLE INST QUAL 915CFM DSL	\$680	\$1,701	\$4,455
<u>LIGHTING - EXPLOSION PROOF LIGHTING</u>					
110	2015	LIGHT AREA LED W/TRIPOD HAZ LOC	\$54	\$162	\$486
110	2043	LIGHT TUBULAR LED FOR INSPECTION HAZ LOC	\$14	\$41	\$144
<u>MATERIAL HANDLING - CARRY DECK CRANES</u>					
350	2000	CRANE CARRY DECK DSL 5000LB 15FT	\$338	\$984	\$2,822
350	2010	CRANE CARRY DECK DUAL FUEL 5000LB 15FT	\$338	\$984	\$2,822
350	2030	CRANE CARRY DECK DSL 8000LB 19FT	\$491	\$1,326	\$3,591
350	2040	CRANE CARRY DECK DUAL FUEL 8000LB 19FT	\$491	\$1,326	\$3,591
350	2060	CRANE CARRY DECK DSL 18000LB 30FT	\$620	\$1,706	\$4,019
350	2070	CRANE CARRY DECK DUAL FUEL 18000LB 30FT	\$620	\$1,706	\$4,019
350	2090	CRANE CARRY DECK DSL 30000LB 50FT	\$851	\$2,223	\$5,558
350	2100	CRANE CARRY DECK DUAL FUEL 30000LB 50FT	\$851	\$2,223	\$5,558
<u>MATERIAL HANDLING - CHAIN HOISTS</u>					
480	2120	HOIST CHAIN 1/2 TON 8-15	\$6	\$15	\$41
480	2160	HOIST 1/2 TON CHAIN W/OVERLOAD 20	\$9	\$22	\$58

Omnia Platinum

*Customer agrees to keep confidential the information contained herein and not to reproduce or disclose any such information, in whole or in part, to any individual or entity, without the prior written consent of Herc Rentals. Customer and Herc hereby agree to the equipment and pricing as detailed herein and unless otherwise exempt, Customer agrees to be responsible for all applicable fees and charges as published at HercRentals.com, including, without limitation, environmental and emissions, refueling, vehicle licensing fees, preventative maintenance and transportation charges. Any equipment that is ordered by or on behalf of Customer locally at a Herc branch or other such location, that is not on the list of equipment in this schedule, will be negotiated locally at time of rental, up to an amount not to exceed the then-current list price for a standard rental shift, plus any additional hours, as published at HercRentals.com. Herc may at its sole discretion modify or terminate any pricing herein with 30 days notice to customer.*

**PRINT DATE: Friday, October 30, 2020**



**AFFECTED REGIONS / BRANCHES**

US National (Excluding Hawaii, North Dakota &amp; Midland)

Exhibit A

**EFFECTIVE DATES: FROM: 01/01/2021 THROUGH: 12/31/2021****Pricing Schedule #:**

<b>CAT-CLASS DESCRIPTION</b>			<b>DAY</b>	<b>WEEK</b>	<b>MONTH</b>
<u>MATERIAL HANDLING - CHAIN HOISTS</u>					
480	2175	HOIST CHAIN AIR 1 TON 30-50	\$149	\$599	\$1,134
480	2180	HOIST 1 TON CHAIN W/OVERLOAD 20	\$11	\$28	\$77
480	2200	HOIST 1 TON CHAIN W/OVERLOAD 30	\$12	\$30	\$81
480	2220	HOIST CHAIN 1 TON 20-40	\$9	\$24	\$65
480	2240	HOIST CHAIN 1-1/2 TON 20-40	\$13	\$32	\$87
480	2260	HOIST 1 1/2 TON CHAIN W/OVERLOAD 20FT	\$15	\$39	\$104
480	2280	HOIST 1 1/2TON CHAIN W/OVERLOAD 30FT	\$16	\$41	\$111
480	2300	HOIST 2 TON CHAIN W/OVERLOAD 20	\$18	\$45	\$122
480	2320	HOIST CHAIN 2 TON 8-15	\$17	\$43	\$116
480	2340	HOIST CHAIN 2 TON 20-40	\$13	\$32	\$87
480	2380	HOIST CHAIN 2TON MANUAL 30	\$18	\$45	\$122
480	2400	HOIST CHAIN 3 TON 20-40	\$19	\$47	\$127
480	2420	HOIST 3 TON CHAIN W/OVERLOAD 20	\$23	\$56	\$150
480	2440	HOIST CHAIN 3 TON 8-15	\$22	\$54	\$146
480	2460	HOIST CHAIN 3TON MANUAL 20	\$22	\$54	\$146
480	2520	HOIST 5 TON CHAIN W/OVERLOAD 20FT	\$33	\$84	\$226
480	2540	HOIST CHAIN 5 TON 20-40	\$30	\$76	\$203
480	2560	HOIST CHAIN 5TON MANUAL 30	\$32	\$81	\$220
480	2600	HOIST CHAIN 8TON MANUAL 20	\$60	\$149	\$404
480	2620	HOIST CHAIN 10 TON 8-15	\$73	\$182	\$491
480	2640	HOIST CHAIN 10 TON 20-30	\$77	\$193	\$519
480	3040	POWERED HAND CRANE 300 LBS CAP BATT	\$56	\$140	\$377
480	3420	HOIST ELECTRIC CHAIN 1T 30 120V 1PH	\$47	\$118	\$319
480	3428	MATERIAL LIFT 400 LBS 5 FT MANUAL	\$22	\$64	\$183
480	3430	MATERIAL LIFT 1000 LBS 5 FT MANUAL	\$22	\$64	\$183
480	3460	MATERIAL LIFT 1000 LBS 10 FT MANUAL	\$60	\$239	\$510
480	3475	MATERIAL LIFT 450 LBS 12 FT MANUAL	\$60	\$239	\$510
480	3480	MATERIAL LIFT 650 LBS 12 FT MANUAL	\$60	\$239	\$510
480	3500	MATERIAL LIFT 300 LBS 12 FT PNEUMATIC	\$68	\$274	\$583
480	3510	MATERIAL LIFT 350 LBS 13 FT MANUAL	\$68	\$274	\$583
480	3520	MATERIAL LIFT 650 LBS 15 FT MANUAL	\$68	\$274	\$583
480	3525	MATERIAL LIFT 450 LBS 16 FT MANUAL	\$68	\$274	\$583
480	3540	MATERIAL LIFT 650 LBS 18 FT MANUAL	\$68	\$274	\$583
480	3560	MATERIAL LIFT 250 LBS 18 FT PNEUMATIC	\$68	\$274	\$583
480	3580	MATERIAL LIFT 650 LBS 20 FT MANUAL	\$81	\$325	\$693
480	3600	MATERIAL LIFT 650 LBS 24 FT MANUAL	\$81	\$325	\$693
480	3620	MATERIAL LIFT 650 LBS 25 FT MANUAL	\$81	\$325	\$693
480	3630	MATERIAL LIFT 800 LBS 12 FT MANUAL	\$72	\$216	\$608
480	3660	MATERIAL LIFT 1100 LBS 15 FT MANUAL	\$86	\$342	\$729

MATERIAL HANDLING - CONVEYORS

Omnia Platinum

*Customer agrees to keep confidential the information contained herein and not to reproduce or disclose any such information, in whole or in part, to any individual or entity, without the prior written consent of Herc Rentals. Customer and Herc hereby agree to the equipment and pricing as detailed herein and unless otherwise exempt, Customer agrees to be responsible for all applicable fees and charges as published at HercRentals.com, including, without limitation, environmental and emissions, refueling, vehicle licensing fees, preventative maintenance and transportation charges. Any equipment that is ordered by or on behalf of Customer locally at a Herc branch or other such location, that is not on the list of equipment in this schedule, will be negotiated locally at time of rental, up to an amount not to exceed the then-current list price for a standard rental shift, plus any additional hours, as published at HercRentals.com. Herc may at its sole discretion modify or terminate any pricing herein with 30 days notice to customer.*

**PRINT DATE: Friday, October 30, 2020**

**AFFECTED REGIONS / BRANCHES**

US National (Excluding Hawaii, North Dakota &amp; Midland)

Exhibit A

**EFFECTIVE DATES: FROM: 01/01/2021 THROUGH: 12/31/2021****Pricing Schedule #:**

<b>CAT-CLASS DESCRIPTION</b>			<b>DAY</b>	<b>WEEK</b>	<b>MONTH</b>
<u>MATERIAL HANDLING - CONVEYORS</u>					
480	2790	CONVEYOR MATERIAL 10FT X 12IN	\$86	\$257	\$684
480	2795	CONVEYOR MATERIAL 10FT X 18IN	\$90	\$266	\$706
480	2797	CONVEYOR MATERIAL 14FT X 12IN	\$98	\$274	\$757
480	2800	CONVEYOR MATERIAL TOWABLE 26FT X 12IN	\$266	\$671	\$1,590
<u>MATERIAL HANDLING - DOLLIES</u>					
480	1060	DOLLY STAIR CLIMBER 1500# CAP	\$61	\$216	\$455
480	1080	ROLALIFT 6000LBS HYD DOLLY 1 PAIR	\$69	\$245	\$517
<u>MATERIAL HANDLING - DRYWALL LIFTS</u>					
100	7030	SHEETROCK JACK	\$29	\$101	\$212
<u>MATERIAL HANDLING - ELECTRIC PALLET JACKS</u>					
480	1180	PALLET REACH TRUCK 4500LB STAND ON ELEC	\$269	\$680	\$1,706
480	1210	PALLET ORDER PICKER 3000LB STAND ON ELEC	\$184	\$462	\$1,170
480	1224	PALLET STACKER 2500LB ADJ STRAD W/B ELEC	\$132	\$410	\$1,048
480	1229	PALLET STACKER 3000LB STRADDLE W/B ELEC	\$141	\$423	\$1,099
480	1230	PALLET STACKER 3000LB COUNT WGT W/B ELEC	\$158	\$471	\$1,240
480	1239	PALLET STACKER 4000LB STRADDLE W/B ELEC	\$158	\$471	\$1,240
480	1240	PALLET STACKER 4000LB COUNT WGT W/B ELEC	\$158	\$471	\$1,240
480	1250	PALLET LIFT 4000LB W/B ELEC	\$98	\$393	\$885
480	1260	PALLET LIFT 4500LB W/B ELEC	\$98	\$393	\$885
480	1280	PALLET LIFT 6000LB 48IN RIDE-ON ELEC	\$141	\$423	\$1,099
480	1282	PALLET LIFT 6000LB 96IN RIDE-ON ELEC	\$144	\$441	\$1,130
<u>MATERIAL HANDLING - EQUIPMENT ROLLER SYSTEMS</u>					
480	1310	ROLLER 2 PART KIT 36 TON CAP	\$59	\$203	\$387
480	1320	MACHINE ROLLERS 3 TON SET OF 4	\$41	\$108	\$203
480	1340	MACHINE ROLLERS 8 TON SET OF 4	\$61	\$180	\$338
480	1360	MACHINE ROLLERS 15 TON SET OF 4	\$69	\$198	\$372
480	1390	MACHINE ROLLERS 30 TON SET OF 4	\$49	\$173	\$324
480	1420	MACHINE ROLLERS 60 TON SET OF 4	\$77	\$216	\$405
<u>MATERIAL HANDLING - FORKLIFT ATTACHMENTS</u>					
490	1600	CRANE ATTACHMENT TRASH HOPPER	\$51	\$146	\$325
<u>MATERIAL HANDLING - GANTRIES &amp; TROLLEYS</u>					
480	3060	GANTRY CRANE 2 TON	\$252	\$662	\$1,582
480	3065	GANTRY CRANE 2 TON 154IN HEIGHT	\$269	\$680	\$1,668
480	3080	GANTRY CRANE 3 TON	\$278	\$684	\$1,710
480	3100	GANTRY CRANE 5 TON	\$383	\$720	\$1,980

Omnia Platinum

*Customer agrees to keep confidential the information contained herein and not to reproduce or disclose any such information, in whole or in part, to any individual or entity, without the prior written consent of Herc Rentals. Customer and Herc hereby agree to the equipment and pricing as detailed herein and unless otherwise exempt, Customer agrees to be responsible for all applicable fees and charges as published at HercRentals.com, including, without limitation, environmental and emissions, refueling, vehicle licensing fees, preventative maintenance and transportation charges. Any equipment that is ordered by or on behalf of Customer locally at a Herc branch or other such location, that is not on the list of equipment in this schedule, will be negotiated locally at time of rental, up to an amount not to exceed the then-current list price for a standard rental shift, plus any additional hours, as published at HercRentals.com. Herc may at its sole discretion modify or terminate any pricing herein with 30 days notice to customer.*

**PRINT DATE: Friday, October 30, 2020**



**AFFECTED REGIONS / BRANCHES**

US National (Excluding Hawaii, North Dakota &amp; Midland)

Exhibit A

**EFFECTIVE DATES: FROM: 01/01/2021 THROUGH: 12/31/2021****Pricing Schedule #:**

<b>CAT-CLASS DESCRIPTION</b>			<b>DAY</b>	<b>WEEK</b>	<b>MONTH</b>
<u>MATERIAL HANDLING - GLASS HANDLER</u>					
340	1050	GLASS HANDLER 770LB 9'-4" ELEC	\$428	\$1,269	\$3,848
340	1060	GLASS HANDLER 1265LB 11'-10" ELEC	\$535	\$1,603	\$4,810
340	1080	GLASS HANDLER 1730LB 12'-9" ELEC	\$684	\$2,052	\$6,156
340	1090	GLASS HANDLER 2200LB 13'-5" ELEC	\$748	\$2,245	\$6,733
<u>MATERIAL HANDLING - HYDRAULIC JACKING CYLINDERS</u>					
480	5540	PORTAPOWER PUMP 1 SPEED MANUAL	\$21	\$41	\$118
480	5560	PORTAPOWER PUMP 2 SPEED MANUAL	\$21	\$41	\$118
481	1028	CYLINDER HYD THREADED END SA 10 T >1 IN	\$10	\$39	\$77
481	1030	CYLINDER HYD LP PANCAKE SA 10 T >1 IN	\$7	\$28	\$54
481	1032	CYLINDER HYD GENERAL SA 10 T 1 IN	\$8	\$32	\$64
481	1036	CYLINDER HYD GENERAL SA 10 T 2 IN	\$8	\$33	\$66
481	1040	CYLINDER HYD GENERAL SA 10 T 4 IN	\$9	\$36	\$71
481	1042	CYLINDER HYD GENERAL SA 10 T 6 IN	\$10	\$40	\$79
481	1048	CYLINDER HYD GENERAL SA 10 T 8 IN	\$13	\$48	\$95
481	1052	CYLINDER HYD GENERAL SA 10 T 10 IN	\$13	\$49	\$96
481	1076	CYLINDER HYD GENERAL SA 15 T 6 IN	\$13	\$51	\$102
481	1090	CYLINDER HYD LP PANCAKE SA 20 T >1 IN	\$16	\$66	\$131
481	1108	CYLINDER HYD GENERAL SA 25 T 2 IN	\$13	\$52	\$104
481	1110	CYLINDER HYD GENERAL SA 25 T 4 IN	\$14	\$57	\$113
481	1112	CYLINDER HYD GENERAL SA 25 T 6 IN	\$16	\$66	\$131
481	1118	CYLINDER HYD GENERAL SA 25 T 8 IN	\$21	\$86	\$169
481	1122	CYLINDER HYD PUSHPULL DA 25-11 T 10 IN	\$77	\$311	\$621
481	1126	CYLINDER HYD GENERAL SA 25 T 14 IN	\$29	\$115	\$230
481	1132	CYLINDER HYD LP PANCAKE SA 30 T >1 IN	\$19	\$76	\$150
481	1134	CYLINDER HYD GENERAL SA 30 T 2 IN	\$23	\$95	\$189
481	1154	CYLINDER HYD GENERAL SA 30 T 8 IN	\$25	\$102	\$203
481	1158	CYLINDER HYD GENERAL SA 35 T 2 IN	\$34	\$135	\$270
481	1162	CYLINDER HYD GENERAL SA 50 T 2 IN	\$102	\$405	\$810
481	1186	CYLINDER HYD GENERAL SA 55 T 6 IN	\$29	\$112	\$223
481	1189	CYLINDER HYD PUSHPULL DA 55-28 T 4 IN	\$50	\$199	\$398
481	1250	CYLINDER HYD CENTER HOLE SA 100 T 3 IN	\$97	\$389	\$778
481	1254	CYLINDER HYD GENERAL SA 100 T 6 IN	\$54	\$221	\$441
481	1260	CYLINDER HYD PUSHPULL DA 100-44 T 6 IN	\$73	\$291	\$581
481	1524	JACK BOTTLE STANDARD 5 T 4 IN	\$4	\$13	\$23
481	1526	JACK TOE ECONOMY 5 T 4 IN	\$21	\$83	\$165
481	1538	JACK TOE ECONOMY 10 T 5 IN	\$27	\$68	\$153
<u>MATERIAL HANDLING - LEVER HOISTS</u>					
480	1620	HOIST 3/4 TON LEVER 20	\$11	\$23	\$64
480	1640	HOIST 3/4 TON LEVER W/OVERLOAD 20	\$12	\$25	\$68

Omnia Platinum

*Customer agrees to keep confidential the information contained herein and not to reproduce or disclose any such information, in whole or in part, to any individual or entity, without the prior written consent of Herc Rentals. Customer and Herc hereby agree to the equipment and pricing as detailed herein and unless otherwise exempt, Customer agrees to be responsible for all applicable fees and charges as published at HercRentals.com, including, without limitation, environmental and emissions, refueling, vehicle licensing fees, preventative maintenance and transportation charges. Any equipment that is ordered by or on behalf of Customer locally at a Herc branch or other such location, that is not on the list of equipment in this schedule, will be negotiated locally at time of rental, up to an amount not to exceed the then-current list price for a standard rental shift, plus any additional hours, as published at HercRentals.com. Herc may at its sole discretion modify or terminate any pricing herein with 30 days notice to customer.*

**PRINT DATE: Friday, October 30, 2020**

**AFFECTED REGIONS / BRANCHES**

US National (Excluding Hawaii, North Dakota &amp; Midland)

Exhibit A

**EFFECTIVE DATES: FROM: 01/01/2021 THROUGH: 12/31/2021****Pricing Schedule #:**

<b>CAT-CLASS DESCRIPTION</b>			<b>DAY</b>	<b>WEEK</b>	<b>MONTH</b>
<u>MATERIAL HANDLING - LEVER HOISTS</u>					
480	1700	HOIST 1 TON LEVER W/OVERLOAD 20	\$13	\$27	\$73
480	1720	HOIST 1 1/2 TON LEVER 15	\$13	\$29	\$77
480	1740	HOIST 1 1/2 TON LEVER 20	\$13	\$29	\$77
480	1760	HOIST 1 1/2 TON LEVER W/OVERLOAD 20	\$14	\$32	\$86
480	1780	HOIST 2 TON LEVER W/OVERLOAD 20	\$16	\$36	\$96
480	1800	HOIST 2 1/2 TON LEVER 20	\$18	\$45	\$122
480	1820	HOIST 3 TON LEVER 15	\$19	\$41	\$112
480	1840	HOIST 3 TON LEVER W/ OVERLOAD 20	\$20	\$43	\$115
480	1860	HOIST 3 TON LEVER 20-30	\$19	\$41	\$112
480	1880	HOIST 6 TON LEVER 5 - 10	\$25	\$56	\$150
480	1900	HOIST 6 TON LEVER W/ OVERLOAD 20	\$27	\$59	\$160
480	2555	HOIST CHAIN 5 TON 80FT LIFT	\$131	\$131	\$243
480	2692	HOIST CHAIN AIR 6 TON 100FT LIFT	\$342	\$895	\$2,592
480	2695	HOIST CHAIN AIR 10 TON 40 FT	\$257	\$770	\$2,187
<u>MATERIAL HANDLING - LIFTING TOOLS &amp; ACCESSORIES</u>					
480	3210	TROLLEY 1 TON	\$16	\$43	\$122
480	3211	BEAM TROLLEY PUSH 1 TON	\$4	\$18	\$40
480	3240	TROLLEY 3 TONS	\$21	\$54	\$152
480	3260	TROLLEY 5 TONS	\$41	\$108	\$304
480	3265	BEAM TROLLEY 5 TON GEARED 80FT DROP	\$54	\$108	\$203
480	3280	TROLLEY 10 TONS	\$50	\$130	\$365
480	3285	TROLLEY 10 TONS GEARED 40FT/HAND CHAIN	\$50	\$104	\$315
<u>MATERIAL HANDLING - MANUAL PALLET JACKS</u>					
480	1130	PALLET LIFT 5500LB W/B MANUAL NARROW	\$32	\$115	\$243
480	1135	PALLET LIFT 5500LB W/B MANUAL	\$32	\$115	\$243
480	1137	PALLET LIFT 3000LB W/B MANUAL RAISED	\$32	\$115	\$243
480	1140	PALLET LIFT 8000LB W/B MANUAL	\$32	\$115	\$243
<u>MATERIAL HANDLING - PORT-A-POWER</u>					
480	5520	PUMP PORTA POWER ELECTRIC	\$102	\$296	\$532
<u>MATERIAL HANDLING - PRY BARS</u>					
480	1520	PRY BAR	\$5	\$11	\$31
<u>MATERIAL HANDLING - RAMPS</u>					
480	1030	RAMP LOADING	\$130	\$302	\$1,017
<u>MATERIAL HANDLING - ROUGH TERRAIN CRANES</u>					
350	3000	CRANE ROUGH TERRAIN DSL 30000LB 60FT	\$620	\$1,744	\$5,216

Omnia Platinum

*Customer agrees to keep confidential the information contained herein and not to reproduce or disclose any such information, in whole or in part, to any individual or entity, without the prior written consent of Herc Rentals. Customer and Herc hereby agree to the equipment and pricing as detailed herein and unless otherwise exempt, Customer agrees to be responsible for all applicable fees and charges as published at HercRentals.com, including, without limitation, environmental and emissions, refueling, vehicle licensing fees, preventative maintenance and transportation charges. Any equipment that is ordered by or on behalf of Customer locally at a Herc branch or other such location, that is not on the list of equipment in this schedule, will be negotiated locally at time of rental, up to an amount not to exceed the then-current list price for a standard rental shift, plus any additional hours, as published at HercRentals.com. Herc may at its sole discretion modify or terminate any pricing herein with 30 days notice to customer.*

**PRINT DATE: Friday, October 30, 2020**

**AFFECTED REGIONS / BRANCHES**

US National (Excluding Hawaii, North Dakota &amp; Midland)

Exhibit A

**EFFECTIVE DATES: FROM: 01/01/2021 THROUGH: 12/31/2021****Pricing Schedule #:**

<b>CAT-CLASS DESCRIPTION</b>			<b>DAY</b>	<b>WEEK</b>	<b>MONTH</b>
<u>MATERIAL HANDLING - ROUGH TERRAIN STRAIGHT MAST FORKLIFT</u>					
455	1000	STRAIGHTMAST RT FORKLIFT 5000LB 4WD	\$280	\$689	\$1,452
455	1010	STRAIGHTMAST RT FORKLIFT 6000LB 2WD	\$280	\$689	\$1,452
455	1015	STRAIGHTMAST RT FORKLIFT CAB 6000LB 2WD	\$306	\$708	\$1,655
455	1020	STRAIGHTMAST RT FORKLIFT 6000LB 4WD	\$306	\$707	\$1,654
455	1025	STRAIGHTMAST RT FORKLIFT CAB 6000LB 4WD	\$315	\$842	\$1,823
455	1030	STRAIGHTMAST RT FORKLIFT 8000LB 2WD	\$306	\$707	\$1,654
455	1035	STRAIGHTMAST RT FORKLIFT CAB 8000LB 2WD	\$316	\$842	\$1,823
455	1040	STRAIGHTMAST RT FORKLIFT 8000LB 4WD	\$316	\$842	\$1,823
455	1042	STRAIGHTMAST RT FORKLIFT CAB 8000LB 4WD	\$341	\$909	\$1,890
455	1045	STRAIGHTMAST RT FORKLIFT 8000LB 4WD LOWP	\$340	\$909	\$1,890
455	1050	STRAIGHTMAST RT FORKLIFT 10000LB 2WD	\$446	\$1,296	\$2,498
455	1060	STRAIGHTMAST RT FORKLIFT 10000LB 4WD	\$446	\$1,296	\$2,599
455	1065	STRAIGHTMAST RT FORKLIFT 12000LB 2WD	\$466	\$1,319	\$2,633
455	1070	STRAIGHTMAST RT FORKLIFT 12000LB 4WD	\$466	\$1,319	\$2,700
455	1080	STRAIGHTMAST RT FORKLIFT 20000LB 4WD	\$547	\$1,530	\$3,645
<u>MATERIAL HANDLING - ROUSTABOUTS</u>					
480	1920	MATERIAL LIFT 1500 LBS 25 FT ROUSTABOUT	\$77	\$274	\$577
480	1925	MATERIAL LIFT 1500 LBS 15 FT ROUSTABOUT	\$65	\$230	\$486
<u>MATERIAL HANDLING - SPYDER CRANE ATTACHMENTS</u>					
350	1360	GLASS MANIPULATOR 1400LB QUADRA TILT 12V	\$342	\$810	\$1,710
350	1400	CRAWLER CRANE ATTACH GLASS MANIPULATOR	\$317	\$1,053	\$2,448
350	1410	CRAWLER CRANE ATTACH AUX WINCH 400FT	\$183	\$519	\$1,478
350	1420	CRAWLER CRANE ATTACH 24IN WORK PLATFORM	\$64	\$154	\$437
<u>MATERIAL HANDLING - SPYDER CRANES</u>					
350	1130	CRAWLER CRANE 1990LB 22FT TIP BATT	\$406	\$1,210	\$3,634
350	1145	CRAWLER CRANE 1990LB 37FT TIP JIB DF	\$449	\$1,346	\$4,040
350	1150	CRAWLER CRANE 1990LB 37FT TIP JIB BATT	\$539	\$1,616	\$4,848
350	1185	CRAWLER CRANE 5800LB 31FT TIP BATT	\$539	\$1,616	\$4,848
350	1200	CRAWLER CRANE 6450LB 37FT TIP JIB DF	\$449	\$1,616	\$4,848
350	1205	CRAWLER CRANE 6450LB 37FT TIP JIB BATT	\$599	\$1,796	\$5,387
350	1210	CRAWLER CRANE 6450LB 37FT TIP JIB DSL	\$539	\$1,616	\$4,848
350	1225	CRAWLER CRANE 5800LB 52FT TIP HYB	\$671	\$2,027	\$6,071
350	1240	CRAWLER CRANE 6680LB 52FT TIP HYB	\$761	\$2,287	\$6,840
350	1245	CRAWLER CRANE 6680LB 52FT TIP DSL	\$684	\$2,027	\$6,071
350	1265	CRAWLER CRANE 6680LB 52FT TIP JIB HYBLMI	\$761	\$2,287	\$6,840
350	1270	CRAWLER CRANE 5800LB 54FT TIP DSL LMI	\$855	\$2,565	\$7,695
350	1280	CRAWLER CRANE 8920LB 68FT TIP DSL	\$813	\$2,437	\$7,311
350	1285	CRAWLER CRANE 8920LB 68FT TIP HYB	\$941	\$2,822	\$8,465

Omnia Platinum

**Customer agrees to keep confidential the information contained herein and not to reproduce or disclose any such information, in whole or in part, to any individual or entity, without the prior written consent of Herc Rentals. Customer and Herc hereby agree to the equipment and pricing as detailed herein and unless otherwise exempt, Customer agrees to be responsible for all applicable fees and charges as published at HercRentals.com, including, without limitation, environmental and emissions, refueling, vehicle licensing fees, preventative maintenance and transportation charges. Any equipment that is ordered by or on behalf of Customer locally at a Herc branch or other such location, that is not on the list of equipment in this schedule, will be negotiated locally at time of rental, up to an amount not to exceed the then-current list price for a standard rental shift, plus any additional hours, as published at HercRentals.com. Herc may at its sole discretion modify or terminate any pricing herein with 30 days notice to customer.**

**PRINT DATE: Friday, October 30, 2020**

**AFFECTED REGIONS / BRANCHES**

US National (Excluding Hawaii, North Dakota &amp; Midland)

Exhibit A

**EFFECTIVE DATES: FROM: 01/01/2021 THROUGH: 12/31/2021****Pricing Schedule #:**

<b>CAT-CLASS DESCRIPTION</b>			<b>DAY</b>	<b>WEEK</b>	<b>MONTH</b>
<u>MATERIAL HANDLING - SPYDER CRANES</u>					
<u>MATERIAL HANDLING - TELEHANDLER FORKLIFTS</u>					
460	1010	TELEHANDLER 5500LB 16-20FT LIFT ROPS	\$266	\$693	\$1,557
460	1011	TELEHANDLER 5500LB 16-20FT LIFT ROPS BLK	\$266	\$693	\$1,557
460	1015	TELEHANDLER 5500LB 16-20FT LIFT CAB	\$275	\$734	\$1,575
460	1019	TELEHANDLER 6000LB 13FT LIFT ROPS	\$324	\$765	\$1,778
460	1020	TELEHANDLER 6000LB 34-36FT LIFT ROPS	\$324	\$765	\$1,778
460	1025	TELEHANDLER 6000LB 34-36FT LIFT CAB	\$333	\$867	\$1,868
460	1030	TELEHANDLER 6000LB 42-44FT LIFT ROPS	\$324	\$765	\$1,778
460	1035	TELEHANDLER 6000LB 42-44FT LIFT CAB	\$333	\$867	\$1,868
460	1040	TELEHANDLER 8000LB 42-44FT LIFT ROPS	\$351	\$941	\$2,066
460	1045	TELEHANDLER 8000LB 42-44FT LIFT CAB	\$360	\$961	\$2,156
460	1050	TELEHANDLER 9000LB 42-44FT LIFT ROPS	\$446	\$1,247	\$2,925
460	1055	TELEHANDLER 9000LB 42-44FT LIFT CAB	\$446	\$1,355	\$2,970
460	1060	TELEHANDLER 10000LB 42-44FT LIFT ROPS	\$446	\$1,247	\$2,925
460	1065	TELEHANDLER 10000LB 42-44FT LIFT CAB	\$477	\$1,355	\$2,970
460	1070	TELEHANDLER 10000LB 50-56FT LIFT ROPS	\$446	\$1,247	\$2,925
460	1071	TELEHANDLER 10000LB 50-56FT LIFT ROPS BLK	\$446	\$1,247	\$2,925
460	1075	TELEHANDLER 10000LB 50-56FT LIFT CAB	\$477	\$1,355	\$2,970
460	1080	TELEHANDLER 12000LB 55-56FT LIFT ROPS	\$563	\$1,796	\$3,803
460	1081	TELEHANDLER 12000LB 55FT LIFT ROPS BLK	\$563	\$1,796	\$3,803
460	1085	TELEHANDLER 12000LB 55-56FT LIFT CAB	\$594	\$1,887	\$3,920
460	1087	TELEHANDLER 15000LB 44FT LIFT	\$1,161	\$3,150	\$6,930
460	1090	TELEHANDLER 20000LB 44FT LIFT CAB	\$1,800	\$5,040	\$14,400
<u>MATERIAL HANDLING - TROLLEYS-TUGGERS</u>					
639	1200	TOW TRACTOR WAREHOUSE STAND-UP ELECTRIC	\$108	\$270	\$684
<u>MATERIAL HANDLING - TUGGERS</u>					
480	4010	TUGGER 1000LB AIR	\$68	\$194	\$583
480	4040	TUGGER 4000LB AIR	\$149	\$426	\$1,276
480	4070	TUGGER 10000LB AIR	\$278	\$790	\$2,370
480	4110	CABLE PULLER 2000 LB ELECTRIC	\$103	\$243	\$689
480	4130	CABLE PULLER 6000LB ELECTRIC	\$95	\$292	\$729
480	4140	CABLE PULLER 8000LB ELECTRIC	\$103	\$385	\$809
480	4150	CABLE PULLER 10000LB ELEC W/BOOM	\$107	\$405	\$842
480	4155	CABLE FEEDER	\$103	\$243	\$689
480	4160	CABLE REEL STAND 6000LB CAPACITY	\$18	\$50	\$108
480	4170	CABLE REEL STANDS 10000LB CAP PAIR	\$77	\$230	\$473
480	4175	CABLE REEL ROLLER 30IN 2500 LB CAPACITY	\$59	\$59	\$117
480	4190	CABLE FISH TAPE VAC SYSTEM	\$27	\$63	\$185

Omnia Platinum

*Customer agrees to keep confidential the information contained herein and not to reproduce or disclose any such information, in whole or in part, to any individual or entity, without the prior written consent of Herc Rentals. Customer and Herc hereby agree to the equipment and pricing as detailed herein and unless otherwise exempt, Customer agrees to be responsible for all applicable fees and charges as published at HercRentals.com, including, without limitation, environmental and emissions, refueling, vehicle licensing fees, preventative maintenance and transportation charges. Any equipment that is ordered by or on behalf of Customer locally at a Herc branch or other such location, that is not on the list of equipment in this schedule, will be negotiated locally at time of rental, up to an amount not to exceed the then-current list price for a standard rental shift, plus any additional hours, as published at HercRentals.com. Herc may at its sole discretion modify or terminate any pricing herein with 30 days notice to customer.*

**PRINT DATE: Friday, October 30, 2020**

**AFFECTED REGIONS / BRANCHES**

US National (Excluding Hawaii, North Dakota &amp; Midland)

Exhibit A

**EFFECTIVE DATES: FROM: 01/01/2021 THROUGH: 12/31/2021****Pricing Schedule #:**

CAT-CLASS DESCRIPTION			DAY	WEEK	MONTH
<u>MATERIAL HANDLING - TUGGERS</u>					
480	4200	SHEAVE MANHOLE 12FT 6500LB CAP	\$194	\$500	\$995
<u>MATERIAL HANDLING - WAREHOUSE FORKLIFT ATTACHMENTS</u>					
490	1000	FORKLIFT ATTACHMENT LIFTING HOOK 10000LB	\$43	\$122	\$268
490	1002	FORKLIFT ATTACHMENT LIFTING HOOK 12000LB	\$50	\$146	\$306
490	1004	FORKLIFT ATTACHMENT LIFT-N-TOW 10000 LB	\$36	\$104	\$212
490	1006	FORKLIFT ATTACHMENT LIFT-N-TOW 12000 LB	\$59	\$153	\$419
490	1010	FORKLIFT ATTACHMENT 12-15 FT TRUSS BOOM	\$51	\$146	\$325
490	1012	FORKLIFT ATTACH 12FT W/WINCH TRUSS BOOM	\$216	\$536	\$1,071
490	1020	FORKLIFT ATTACHMENT JIB	\$51	\$146	\$325
490	1030	FORKLIFT ATTACHMENT CARPET POLE	\$34	\$97	\$230
490	1040	FORKLIFT ATTACHMENT INDUSTRIAL SCALE	\$86	\$223	\$459
490	1055	FORKLIFT ATTACHMENT BIN CLAMP ROTATOR	\$56	\$158	\$440
490	1060	FORKLIFT ATTACHMENT DRUM ROTATOR	\$86	\$223	\$459
490	1070	FORKLIFT ATTACHMENT FORK ROTATOR 2500LB	\$86	\$270	\$675
490	1073	FORKLIFT ATTACHMENT FORK ROTATOR 4500LB	\$86	\$270	\$675
490	1080	FORKLIFT ATTACHMENT WORK PLATFORM	\$86	\$243	\$459
490	1210	FORKLIFT ATTACHMENT BIN DUMPER 1YD	\$56	\$158	\$440
490	1215	FORKLIFT ATTACHMENT BIN DUMPER 2YD	\$56	\$158	\$440
490	1220	FORKLIFT ATTACHMENT BIN DUMPER 3YD	\$64	\$183	\$459
490	1225	FORKLIFT ATTACHMENT BIN DUMPER 4YD	\$68	\$194	\$478
490	1235	FORKLIFT ATTACHMENT TRASH HOPPER 3YD	\$59	\$146	\$382
490	1250	FORKLIFT ATTACHMENT BUCKET .50-.75YD	\$51	\$146	\$345
490	1255	FORKLIFT ATTACHMENT BUCKET 1YD	\$51	\$146	\$345
490	1260	FORKLIFT ATTACHMENT BUCKET 1.25YD	\$51	\$146	\$345
490	1265	FORKLIFT ATTACHMENT BUCKET 1.5YD	\$51	\$146	\$345
490	1270	FORKLIFT ATTACHMENT BUCKET 1.75YD	\$56	\$158	\$379
490	1275	FORKLIFT ATTACHMENT BUCKET 2YD	\$56	\$158	\$379
490	1300	FORKLIFT ATTACHMENT BUCKET GRAPPLE	\$68	\$194	\$551
490	1400	FORKLIFT ATTACHMENT CARRIAGE	\$51	\$146	\$325
490	1410	FORKLIFT ATTACHMENT SWING CARRIAGE	\$73	\$203	\$536
490	1415	FORKLIFT ATTACHMENT SIDE TILT CARRIAGE	\$51	\$145	\$396
490	1418	FORKLIFT ATTACHMENT SIDE SHIFT CARRIAGE	\$51	\$146	\$396
490	1450	FORKLIFT ATTACHMENT FORK EXTENSIONS	\$51	\$146	\$325
490	1470	FORKLIFT ATTACHMENT 60IN FORKS	\$26	\$81	\$172
490	1480	FORKLIFT ATTACHMENT 72IN FORKS	\$30	\$86	\$192
490	1650	TELEHANDLER SKIDSTEER ATTACHMENT	\$30	\$86	\$192
490	1690	FORKLIFT BATTERY CHARGER 48V ONLY 115V	\$27	\$77	\$146
490	1695	FORKLIFT BATTERY CHARGER FOR 48V & 80V	\$34	\$81	\$230
490	1700	EXTRA BATTERY PACK 4K ELECTRIC FORKLIFT	\$60	\$146	\$345
490	1720	EXTRA BATTERY PACK 6K ELECTRIC FORKLIFT	\$68	\$130	\$367

Omnia Platinum

*Customer agrees to keep confidential the information contained herein and not to reproduce or disclose any such information, in whole or in part, to any individual or entity, without the prior written consent of Herc Rentals. Customer and Herc hereby agree to the equipment and pricing as detailed herein and unless otherwise exempt, Customer agrees to be responsible for all applicable fees and charges as published at HercRentals.com, including, without limitation, environmental and emissions, refueling, vehicle licensing fees, preventative maintenance and transportation charges. Any equipment that is ordered by or on behalf of Customer locally at a Herc branch or other such location, that is not on the list of equipment in this schedule, will be negotiated locally at time of rental, up to an amount not to exceed the then-current list price for a standard rental shift, plus any additional hours, as published at HercRentals.com. Herc may at its sole discretion modify or terminate any pricing herein with 30 days notice to customer.*

**PRINT DATE: Friday, October 30, 2020**

**AFFECTED REGIONS / BRANCHES**

US National (Excluding Hawaii, North Dakota &amp; Midland)

Exhibit A

**EFFECTIVE DATES: FROM: 01/01/2021 THROUGH: 12/31/2021****Pricing Schedule #:**

<b>CAT-CLASS DESCRIPTION</b>			<b>DAY</b>	<b>WEEK</b>	<b>MONTH</b>
<u>MATERIAL HANDLING - WAREHOUSE FORKLIFT ATTACHMENTS</u>					
<u>MATERIAL HANDLING - WAREHOUSE FORKLIFTS</u>					
450	2000	WAREHOUSE FORKLIFT 2000LB CUSHION ELEC	\$214	\$563	\$1,368
450	2010	WAREHOUSE FORKLIFT 3000LB PNEU DSL	\$153	\$356	\$878
450	2020	WAREHOUSE FORKLIFT 3000LB PNEU DF	\$153	\$356	\$878
450	2030	WAREHOUSE FORKLIFT 3000LB CUSHION ELEC	\$214	\$563	\$1,368
450	2040	WAREHOUSE FORKLIFT 3000LB CUSHION LPG	\$153	\$356	\$878
450	2050	WAREHOUSE FORKLIFT 3000LB 3W STDUP ELEC	\$235	\$588	\$1,422
450	2055	WAREHOUSE FORKLIFT 3500LB 3W STDUP ELEC	\$235	\$588	\$1,422
450	2057	WAREHOUSE FORKLIFT 4000LB 3W STDUP ELEC	\$235	\$588	\$1,422
450	2085	WAREHOUSE FORKLIFT 4000LB CUSH LPS RATED	\$153	\$356	\$878
450	2090	WAREHOUSE FORKLIFT 4000LB 3W SIT ELEC	\$235	\$588	\$1,422
450	2100	WAREHOUSE FORKLIFT 4000LB CUSHION ELEC	\$235	\$588	\$1,422
450	2110	WAREHOUSE FORKLIFT 5000LB PNEU DSL	\$174	\$440	\$923
450	2115	WAREHOUSE FORKLIFT 5000LB PNEU DSL CAB	\$234	\$530	\$1,255
450	2120	WAREHOUSE FORKLIFT 5000LB PNEU DF	\$139	\$342	\$842
450	2130	WAREHOUSE FORKLIFT 5000LB PNEU ELEC	\$252	\$608	\$1,512
450	2140	WAREHOUSE FORKLIFT 5000LB CUSHION ELEC	\$252	\$608	\$1,512
450	2150	WAREHOUSE FORKLIFT 5000LB CUSHION LPG	\$139	\$342	\$842
450	2160	WAREHOUSE FORKLIFT 5000LB LOWPRO PNEU DF	\$174	\$440	\$923
450	2170	WAREHOUSE FORKLIFT 5000LB 4MAST PNEU DF	\$174	\$440	\$923
450	2180	WAREHOUSE FORKLIFT 6000LB PNEU DSL	\$174	\$440	\$923
450	2185	WAREHOUSE FORKLIFT 6000LB PNEU DSL CAB	\$235	\$530	\$1,256
450	2190	WAREHOUSE FORKLIFT 6000LB PNEU DF	\$174	\$440	\$923
450	2200	WAREHOUSE FORKLIFT 6000LB CUSHION DF	\$174	\$440	\$923
450	2210	WAREHOUSE FORKLIFT 6000LB CUSHION ELEC	\$278	\$709	\$1,620
450	2220	WAREHOUSE FORKLIFT 6000LB SINGLE-DBL DF	\$210	\$552	\$1,317
450	2230	WAREHOUSE FORKLIFT 6000LB FOAM FILL DF	\$210	\$552	\$1,317
450	2240	WAREHOUSE FORKLIFT 6000LB 4MAST PNEU DF	\$174	\$440	\$923
450	2250	WAREHOUSE FORKLIFT 7000LB PNEU DSL	\$203	\$581	\$1,440
450	2260	WAREHOUSE FORKLIFT 8000LB PNEU DSL	\$203	\$581	\$1,440
450	2265	WAREHOUSE FORKLIFT 8000LB PNEU DSL CAB	\$248	\$617	\$1,552
450	2270	WAREHOUSE FORKLIFT 8000LB PNEU DF	\$203	\$581	\$1,440
450	2275	WAREHOUSE FORKLIFT 8000LB PNEU DF CAB	\$248	\$617	\$1,552
450	2280	WAREHOUSE FORKLIFT 8000LB PNEU LPG	\$203	\$581	\$1,440
450	2305	WAREHOUSE FORKLIFT 10000LB CUSHION ELEC	\$300	\$851	\$2,232
450	2310	WAREHOUSE FORKLIFT 10000LB PNEU DSL	\$257	\$644	\$1,697
450	2315	WAREHOUSE FORKLIFT 10000LB PNEU DSL CAB	\$293	\$765	\$1,800
450	2320	WAREHOUSE FORKLIFT 10000LB PNEU DF	\$257	\$644	\$1,697
450	2325	WAREHOUSE FORKLIFT 10000LB PNEU DF CAB	\$293	\$765	\$1,800
450	2330	WAREHOUSE FORKLIFT 10000LB CUSHION LPG	\$257	\$644	\$1,697

Omnia Platinum

**Customer agrees to keep confidential the information contained herein and not to reproduce or disclose any such information, in whole or in part, to any individual or entity, without the prior written consent of Herc Rentals. Customer and Herc hereby agree to the equipment and pricing as detailed herein and unless otherwise exempt, Customer agrees to be responsible for all applicable fees and charges as published at HercRentals.com, including, without limitation, environmental and emissions, refueling, vehicle licensing fees, preventative maintenance and transportation charges. Any equipment that is ordered by or on behalf of Customer locally at a Herc branch or other such location, that is not on the list of equipment in this schedule, will be negotiated locally at time of rental, up to an amount not to exceed the then-current list price for a standard rental shift, plus any additional hours, as published at HercRentals.com. Herc may at its sole discretion modify or terminate any pricing herein with 30 days notice to customer.**

**PRINT DATE: Friday, October 30, 2020**



**AFFECTED REGIONS / BRANCHES**

US National (Excluding Hawaii, North Dakota &amp; Midland)

Exhibit A

**EFFECTIVE DATES: FROM: 01/01/2021 THROUGH: 12/31/2021****Pricing Schedule #:**

<b>CAT-CLASS DESCRIPTION</b>			<b>DAY</b>	<b>WEEK</b>	<b>MONTH</b>
<u>MATERIAL HANDLING - WAREHOUSE FORKLIFTS</u>					
450	2345	WAREHOUSE FORKLIFT 12000LB CUSHION ELEC	\$385	\$1,033	\$2,520
450	2360	WAREHOUSE FORKLIFT 12000LB PNEU DF	\$284	\$842	\$2,372
450	2370	WAREHOUSE FORKLIFT 15000LB PNEU DSL	\$495	\$1,263	\$3,060
450	2380	WAREHOUSE FORKLIFT 15000LB CUSHION LPG	\$495	\$1,263	\$3,060
450	2390	WAREHOUSE FORKLIFT 15000LB PNEU DF	\$495	\$1,263	\$3,060
450	2395	WAREHOUSE FORKLIFT 15000LB PNEU DF CAB	\$513	\$1,305	\$3,150
450	2400	WAREHOUSE FORKLIFT 16000LB PNEU DSL	\$527	\$1,339	\$3,213
450	2410	WAREHOUSE FORKLIFT 20000LB PNEU DSL	\$851	\$2,142	\$4,950
450	2420	WAREHOUSE FORKLIFT 22000LB PNEU DSL	\$851	\$2,142	\$4,950
450	2430	WAREHOUSE FORKLIFT 26000LB PNEU DSL ROPS	\$851	\$2,142	\$4,950
450	2435	WAREHOUSE FORKLIFT 26000LB PNEU CAB DSL	\$891	\$2,295	\$5,700
450	2440	WAREHOUSE FORKLIFT 30000LB PNEU DSL	\$891	\$2,295	\$5,700
450	2450	WAREHOUSE FORKLIFT 36000LB PNEU DSL ROPS	\$891	\$2,295	\$5,700
450	2455	WAREHOUSE FORKLIFT 36000LB PNEU CAB DSL	\$923	\$2,430	\$6,472
450	2460	WAREHOUSE FORKLIFT 45000LB PNEU DSL	\$1,296	\$2,793	\$7,612
450	2470	WAREHOUSE FORKLIFT 55000LB PNEU DSL	\$1,782	\$4,698	\$12,150
<u>PERSONNEL-PLATFORM LIFTS - VERTICAL MAST LIFTS</u>					
400	1291	MAST LIFT 20FT DRIVABLE BLK BATT	\$106	\$207	\$383
<u>POWER DISTRIBUTION - POWER DISTRIBUTION</u>					
525	1605	DISCONNECT FUSE PANEL 200 AMP	\$81	\$194	\$495
<u>POWER GENERATION - FUEL TANKS</u>					
530	1020	FUEL TANK 251 GALLON	\$60	\$171	\$324
530	1030	FUEL TANK 300 GALLON	\$60	\$171	\$324
530	1050	FUEL TANK 552 GALLON	\$90	\$278	\$504
530	1060	FUEL TANK 523 GALLON TOWABLE	\$129	\$385	\$756
530	1070	FUEL TANK 787 GALLON	\$124	\$364	\$684
530	1090	FUEL TANK 1204 GALLON	\$194	\$564	\$1,116
530	1100	FUEL TANK 2388 GALLON	\$342	\$1,026	\$2,520
<u>POWER GENERATION - GENERATORS</u>					
501	1020	20KW GENERATOR DSL	\$167	\$365	\$869
501	1030	30KW GENERATOR DSL	\$206	\$594	\$1,112
501	1040	40KW GENERATOR DSL	\$227	\$599	\$1,260
501	1055	55KW GENERATOR DSL	\$248	\$612	\$1,620
501	1060	55KW GENERATOR SKID MOUNTED DSL	\$248	\$612	\$1,620
501	1070	70KW GENERATOR DSL	\$335	\$844	\$2,205
501	1080	80KW GENERATOR DSL	\$335	\$844	\$2,205
501	1100	100KW GENERATOR DSL	\$335	\$844	\$2,205

Omnia Platinum

*Customer agrees to keep confidential the information contained herein and not to reproduce or disclose any such information, in whole or in part, to any individual or entity, without the prior written consent of Herc Rentals. Customer and Herc hereby agree to the equipment and pricing as detailed herein and unless otherwise exempt, Customer agrees to be responsible for all applicable fees and charges as published at HercRentals.com, including, without limitation, environmental and emissions, refueling, vehicle licensing fees, preventative maintenance and transportation charges. Any equipment that is ordered by or on behalf of Customer locally at a Herc branch or other such location, that is not on the list of equipment in this schedule, will be negotiated locally at time of rental, up to an amount not to exceed the then-current list price for a standard rental shift, plus any additional hours, as published at HercRentals.com. Herc may at its sole discretion modify or terminate any pricing herein with 30 days notice to customer.*

**PRINT DATE: Friday, October 30, 2020**

**AFFECTED REGIONS / BRANCHES**

US National (Excluding Hawaii, North Dakota &amp; Midland)

Exhibit A

**EFFECTIVE DATES: FROM: 01/01/2021 THROUGH: 12/31/2021****Pricing Schedule #:**

<b>CAT-CLASS DESCRIPTION</b>			<b>DAY</b>	<b>WEEK</b>	<b>MONTH</b>
<b><u>POWER GENERATION - GENERATORS</u></b>					
501	1105	100KW GENERATOR SKID MOUNTED DSL	\$335	\$844	\$2,205
501	1120	120KW GENERATOR DSL	\$486	\$1,377	\$2,961
501	1140	140KW GENERATOR DSL	\$486	\$1,377	\$2,961
501	1160	160KW GENERATOR DSL	\$486	\$1,377	\$2,961
501	1175	175KW GENERATOR DSL	\$486	\$1,377	\$2,961
501	1180	175KW GENERATOR SKID MOUNTED DSL	\$486	\$1,377	\$2,961
501	1200	200KW GENERATOR DSL	\$750	\$1,688	\$4,032
501	1250	250KW GENERATOR DSL	\$750	\$1,688	\$4,032
501	1255	250KW GENERATOR SKID MOUNTED DSL	\$750	\$1,688	\$4,032
501	1300	300KW STUDIO GENERATOR TWIN PACK	\$1,710	\$4,959	\$16,673
501	1320	320KW GENERATOR DSL	\$810	\$2,043	\$4,770
501	1325	320KW GENERATOR SKID MOUNTED DSL	\$810	\$2,043	\$4,770
501	1500	500KW GENERATOR DSL	\$912	\$2,869	\$8,100
501	1650	650KW GENERATOR DSL	\$1,296	\$3,443	\$9,450
501	1800	800KW GENERATOR DSL	\$1,620	\$4,437	\$13,500
501	2100	1000KW GENERATOR DSL	\$1,944	\$5,011	\$14,850
501	2300	1350KW GENERATOR DSL	\$2,349	\$6,044	\$17,888
501	2600	1600KW GENERATOR DSL	\$3,321	\$9,180	\$23,625
501	2700	CONTAINERIZED 2MEG DIESEL GENERATOR	\$3,820	\$10,575	\$27,900
501	3060	600AMP STUDIO GENERATOR	\$577	\$1,539	\$4,275
501	3140	1400AMP STUDIO GENERATOR	\$984	\$2,394	\$6,840
501	3160	1600AMP STUDIO GENERATOR	\$1,069	\$2,694	\$7,695
<b><u>POWER GENERATION - ISOLATION TRANSFORMERS</u></b>					
525	1200	ISOLATION TRANSFORMER 208V	\$81	\$230	\$689
<b><u>POWER GENERATION - LOAD BANKS</u></b>					
525	1360	LOAD BANK 100 KW	\$97	\$202	\$449
525	1362	LOAD BANK 150-350 KW	\$105	\$209	\$473
525	1364	LOAD BANK 400 KW	\$105	\$209	\$473
525	1366	LOAD BANK 700 KW	\$154	\$396	\$1,080
525	1368	LOAD BANK 1250 KW	\$385	\$972	\$2,700
<b><u>POWER GENERATION - PORTABLE</u></b>					
500	1015	1KW SILENT PORTABLE GENERATOR	\$37	\$138	\$306
500	1020	2KW SILENT PORTABLE GENERATOR GFCI	\$41	\$153	\$345
500	1025	2KW SILENT PORTABLE GENERATOR	\$41	\$153	\$345
500	1030	3KW PORTABLE GENERATOR	\$49	\$184	\$413
500	1035	3KW SILENT PORTABLE GENERATOR	\$49	\$184	\$413
500	1050	5KW PORTABLE GENERATOR	\$57	\$214	\$482
500	1060	6KW PORTABLE GENERATOR	\$65	\$245	\$551

Omnia Platinum

**Customer agrees to keep confidential the information contained herein and not to reproduce or disclose any such information, in whole or in part, to any individual or entity, without the prior written consent of Herc Rentals. Customer and Herc hereby agree to the equipment and pricing as detailed herein and unless otherwise exempt, Customer agrees to be responsible for all applicable fees and charges as published at HercRentals.com, including, without limitation, environmental and emissions, refueling, vehicle licensing fees, preventative maintenance and transportation charges. Any equipment that is ordered by or on behalf of Customer locally at a Herc branch or other such location, that is not on the list of equipment in this schedule, will be negotiated locally at time of rental, up to an amount not to exceed the then-current list price for a standard rental shift, plus any additional hours, as published at HercRentals.com. Herc may at its sole discretion modify or terminate any pricing herein with 30 days notice to customer.**

**PRINT DATE: Friday, October 30, 2020**



**AFFECTED REGIONS / BRANCHES**

US National (Excluding Hawaii, North Dakota &amp; Midland)

Exhibit A

**EFFECTIVE DATES: FROM: 01/01/2021 THROUGH: 12/31/2021****Pricing Schedule #:**

<b>CAT-CLASS DESCRIPTION</b>			<b>DAY</b>	<b>WEEK</b>	<b>MONTH</b>
<u>POWER GENERATION - PORTABLE</u>					
500	1075	7KW SILENT PORTABLE GENERATOR	\$81	\$306	\$689
500	1100	10KW PORTABLE GENERATOR	\$102	\$338	\$788
<u>POWER GENERATION - PORTABLE BATTERY ACCESSORIES</u>					
502	1510	GRIDLESS SOURCE AC FAST CHARGER	\$21	\$77	\$248
502	1520	GRIDLESS SOURCE CHARGER VEHICLE CLAMP	\$13	\$46	\$161
502	1530	GRIDLESS SOURCE SOLAR CHARGER	\$21	\$77	\$248
<u>POWER GENERATION - PORTABLE BATTERY PACK</u>					
502	1010	GRIDLESS CORE PORTABLE BATTERY SYS 1KW	\$86	\$342	\$1,026
502	1070	GRIDLESS CORE PORTABLE BATTERY SYS 7KW	\$120	\$513	\$1,580
<u>POWER GENERATION - POWER DISTRIBUTION</u>					
514	1145	EXTENSION CORD 14/3 X 100'	\$5	\$14	\$37
514	1150	EXTENSION CORD 14/3 X 50'	\$5	\$12	\$29
525	1000	DISCONNECT CAMLOCK 480V 400 AMP	\$122	\$230	\$498
525	1030	I LINE PANEL 400 AMP	\$162	\$421	\$1,148
525	1050	I LINE PANEL 600 AMP	\$175	\$459	\$1,224
525	1060	I LINE PANEL 600 AMP 600V	\$175	\$459	\$1,224
525	1070	I LINE PANEL 800 AMP	\$227	\$635	\$1,913
525	1080	I LINE PANEL 1200 AMP	\$284	\$823	\$2,426
525	1085	I-LINE PANEL 1200A 600V LOW PROFILE	\$284	\$823	\$2,426
525	1090	QUADBOX FEEDER PANEL 120 AMP	\$41	\$115	\$230
525	1100	QUAD BOX FEEDER PANEL 200 AMP	\$41	\$115	\$230
525	1110	QUAD BOX FEEDER PANEL 300 AMP	\$49	\$134	\$383
525	1120	SPIDER BOX 50 AMP	\$53	\$122	\$287
525	1130	SPIDER BOX 60 AMP	\$53	\$122	\$287
525	1140	SPIDER BOX FEEDER PANEL 200 AMP	\$97	\$275	\$612
525	1150	SPIDER BOX FEEDER PANEL 400 AMP	\$97	\$275	\$612
525	1160	SPLITER PANEL 400 AMP CAMLOCK	\$41	\$77	\$172
525	1170	DUPLEX PANEL 100 AMP	\$45	\$104	\$222
525	1180	REEFER PANEL 30 GANG	\$41	\$95	\$248
525	1190	TRANSFORMER 15KVA 480-120/208 MILL PANEL	\$81	\$268	\$612
525	1195	TRANSFORMER 30KVA 480-120/208 MILL PANEL	\$94	\$294	\$838
525	1250	TRANSFER SWITCH 200 AMP	\$49	\$138	\$425
525	1310	VFD PANEL 20HP 460V 3PH	\$89	\$248	\$738
525	1320	VFD PANEL 50HP 460V 3PH	\$102	\$287	\$860
525	1330	VFD PANEL 100HP 460V 3P SOFT START	\$130	\$364	\$1,086
525	1350	VFD PANEL 150HP 460V 3PH	\$162	\$459	\$1,377
525	1370	GANG BOX	\$24	\$69	\$184
525	1510	GFCI SINGLE OUTLET	\$5	\$8	\$15

Omnia Platinum

*Customer agrees to keep confidential the information contained herein and not to reproduce or disclose any such information, in whole or in part, to any individual or entity, without the prior written consent of Herc Rentals. Customer and Herc hereby agree to the equipment and pricing as detailed herein and unless otherwise exempt, Customer agrees to be responsible for all applicable fees and charges as published at HercRentals.com, including, without limitation, environmental and emissions, refueling, vehicle licensing fees, preventative maintenance and transportation charges. Any equipment that is ordered by or on behalf of Customer locally at a Herc branch or other such location, that is not on the list of equipment in this schedule, will be negotiated locally at time of rental, up to an amount not to exceed the then-current list price for a standard rental shift, plus any additional hours, as published at HercRentals.com. Herc may at its sole discretion modify or terminate any pricing herein with 30 days notice to customer.*

**PRINT DATE: Friday, October 30, 2020**

**AFFECTED REGIONS / BRANCHES**

US National (Excluding Hawaii, North Dakota &amp; Midland)

Exhibit A

**EFFECTIVE DATES: FROM: 01/01/2021 THROUGH: 12/31/2021****Pricing Schedule #:**

<b>CAT-CLASS DESCRIPTION</b>			<b>DAY</b>	<b>WEEK</b>	<b>MONTH</b>
<u>POWER GENERATION - POWER DISTRIBUTION</u>					
525	1520	GFCI DOUBLE OUTLET	\$8	\$15	\$31
525	1610	DISCONNECT BREAKER PANEL 400A	\$122	\$230	\$612
525	1620	DISCONNECT BREAKER PANEL 600A	\$130	\$325	\$918
525	1630	DISCONNECT BREAKER PANEL 800A	\$146	\$371	\$1,071
525	1720	I LINE PANEL 3000 AMP	\$337	\$945	\$2,831
525	2120	PANEL DISTRIBUTION 125/250V 50AMP GFCI	\$21	\$58	\$134
525	2190	PANEL DISTRIBUTION 800AMP 3PH 120/208V	\$227	\$635	\$1,913
525	2605	DISCONNECT BREAKER PANEL 3000A	\$243	\$765	\$2,250
525	5020	TRANSFORMER 30KVA 480-120/208V STEP DWN	\$68	\$189	\$459
525	5025	TRANSFORMER 75KVA ENTERTAINMENT CONFIG	\$140	\$419	\$842
525	5047	TRANSFORMER 45KVA 480-120/208V STEP DWN	\$122	\$342	\$689
525	5075	TRANSF 75KVA 600/480-120/208V S DWN DIST	\$122	\$345	\$991
525	5090	TRANSFORMER 100KVA 480-120V 1PH STEPDOWN	\$135	\$248	\$612
525	5112	TRANSFORMER 150KVA 480-600V STEP UP/DWN	\$126	\$364	\$1,033
525	5114	TRANSFORMER 150KVA ENTERTAINMENT CONFIG	\$162	\$459	\$918
525	5120	TRANSF 300KVA 2400/480 STEP UP/DWN	\$118	\$356	\$1,337
525	5122	TRANSFORMER 300KVA ENTERTAINMENT CONFIG	\$118	\$333	\$1,129
<u>POWER GENERATION - POWER DISTRIBUTION ACCESSORIES</u>					
940	0160	CABLE 10/4 50FT 30A	\$4	\$10	\$29
940	0265	CABLE 8/5 50FT BARE	\$10	\$10	\$28
940	0516	CABLE 2 50FT CAMLOCK 5 BANDED	\$29	\$66	\$136
940	0570	FEMALE PIGTAIL 2 UNDER 10FT	\$7	\$18	\$36
940	0571	FEMALE PIGTAIL 2 UNDER 10FT 5 BANDED	\$6	\$18	\$36
940	0575	MALE PIGTAIL 2 UNDER 10FT	\$6	\$18	\$36
940	0576	MALE PIGTAIL 2 UNDER 10FT 5 BANDED	\$6	\$18	\$36
940	0715	CABLE 2/0 50FT CAMLOCK	\$24	\$62	\$130
940	0720	CABLE 2/0 100FT CAMLOCK	\$41	\$96	\$206
940	0770	FEMALE PIGTAIL 2/0 UNDER 10FT	\$3	\$6	\$13
940	0775	MALE PIGTAIL 2/0 UNDER 10FT	\$3	\$7	\$13
940	0810	CABLE 4/0 25FT CAMLOCK	\$8	\$9	\$22
940	0815	CABLE 4/0 50FT CAMLOCK	\$21	\$59	\$114
940	0820	CABLE 4/0 100FT CAMLOCK	\$30	\$60	\$119
940	0870	FEMALE PIGTAIL 4/0 UNDER 10FT	\$2	\$6	\$14
940	0880	MALE PIGTAIL 4/0 UNDER 10FT	\$2	\$6	\$14
940	2120	DISTRO BOX 100A CAM SET IN/5X20A OUT	\$65	\$162	\$405
940	2123	DISTRO BOX 100A CAM SET IN/12X20A OUT	\$57	\$100	\$232
940	2256	DISTRO BOX 200A CAM SET IN/6X50A CS	\$65	\$162	\$405
940	2305	DISTRO BOX 400A CAM SET IN/6X50A CS	\$85	\$323	\$642
940	2312	DISTRO BOX 400A CAM SET IN/10X50A CS	\$174	\$504	\$995
940	2514	SPIDER BOX CABLE 6/4 50FT 50A CS	\$20	\$56	\$121

Omnia Platinum

*Customer agrees to keep confidential the information contained herein and not to reproduce or disclose any such information, in whole or in part, to any individual or entity, without the prior written consent of Herc Rentals. Customer and Herc hereby agree to the equipment and pricing as detailed herein and unless otherwise exempt, Customer agrees to be responsible for all applicable fees and charges as published at HercRentals.com, including, without limitation, environmental and emissions, refueling, vehicle licensing fees, preventative maintenance and transportation charges. Any equipment that is ordered by or on behalf of Customer locally at a Herc branch or other such location, that is not on the list of equipment in this schedule, will be negotiated locally at time of rental, up to an amount not to exceed the then-current list price for a standard rental shift, plus any additional hours, as published at HercRentals.com. Herc may at its sole discretion modify or terminate any pricing herein with 30 days notice to customer.*

**PRINT DATE: Friday, October 30, 2020**

**AFFECTED REGIONS / BRANCHES**

US National (Excluding Hawaii, North Dakota &amp; Midland)

Exhibit A

**EFFECTIVE DATES: FROM: 01/01/2021 THROUGH: 12/31/2021****Pricing Schedule #:**

<b>CAT-CLASS DESCRIPTION</b>			<b>DAY</b>	<b>WEEK</b>	<b>MONTH</b>
<b><u>POWER GENERATION - POWER DISTRIBUTION ACCESSORIES</u></b>					
940	2516	SPIDER BOX CABLE 6/4 100FT 50A CS	\$36	\$107	\$225
940	2520	SPIDER BOX 50A CS IN/6X20A STR/1X30A TL	\$32	\$92	\$181
940	2610	QUAD BOX STRING 3 BOX 20A 50' W/L2120	\$21	\$50	\$165
940	2626	QUAD BOX STRING 3 BOX 30A 50' W/L2130	\$33	\$94	\$287
940	2640	QUAD BOX CABLE 12/5 50FT L2120	\$13	\$33	\$82
940	2642	QUAD BOX CABLE 12/5 100FT L2120	\$24	\$46	\$122
940	2652	QUAD BOX CABLE 10/5 50FT L2130	\$13	\$32	\$82
940	2654	QUAD BOX CABLE 10/5 100FT L2130	\$21	\$49	\$162
940	2714	EXTENSION CORD 12/3 50FT	\$11	\$20	\$44
940	2716	EXTENSION CORD 12/3 100FT	\$10	\$23	\$56
940	2724	EXTENSION CORD 10/3 50FT	\$9	\$22	\$57
940	2970	CABLE RAMP	\$14	\$26	\$59
<b><u>PUMP - BOOSTER PUMPS</u></b>					
813	2450	PUMP BOOSTER 7.5HP 2IN ELEC	\$77	\$211	\$536
813	2460	PUMP BOOSTER 20HP 1-1/2IN ELEC	\$105	\$302	\$806
813	2470	PUMP BOOSTER 15HP 2IN ELEC	\$113	\$325	\$860
813	2500	PUMP BOOSTER 20HP 3IN ELEC	\$130	\$364	\$945
813	2510	PUMP BOOSTER 30HP 3IN ELEC	\$146	\$401	\$1,013
813	2520	PUMP BOOSTER 4IN ELEC	\$203	\$540	\$1,350
813	2530	PUMP BOOSTER SEWAGE 50HP ELEC	\$340	\$964	\$2,552
813	2540	PUMP SUBMERSIBLE SEWAGE 7.5HP	\$122	\$345	\$922
813	2550	PUMP BOOSTER 5HP ELEC	\$77	\$211	\$536
813	2560	PUMP BOOSTER 60HP 480V 2X4X9.5IN ELEC	\$239	\$631	\$1,620
813	2590	PUMP BOOSTER SYSTEM VFD 460V	\$118	\$325	\$1,148
813	2650	PUMP BOOSTER MED HEAD 4X4IN DSL	\$146	\$413	\$1,125
813	2670	PUMP BOOSTER MED HEAD 6X4IN DSL	\$183	\$478	\$1,418
<b><u>PUMP - CENTRIFUGAL PUMPS</u></b>					
800	1020	PUMP CENTRIFUGAL 2IN GAS	\$57	\$134	\$345
800	1030	PUMP CENTRIFUGAL 3IN GAS	\$77	\$149	\$364
<b><u>PUMP - DIAPHRAGM PUMPS</u></b>					
800	1120	PUMP DIAPHRAGM 2IN GAS	\$69	\$207	\$405
800	1130	PUMP DIAPHRAGM 3IN GAS	\$69	\$207	\$405
800	1160	PUMP 6IN DOUBLED DIAPHRAGM DSL	\$138	\$383	\$1,080
800	1170	PUMP 6IN DOUBLED DIAPHRAGM SO ATT DSL	\$162	\$486	\$1,440
807	1710	PUMP DIAPHRAGM 4IN DSL	\$102	\$297	\$720
810	1100	PUMP DOUBLED 1 1/2 IN AIR	\$94	\$268	\$507
810	1110	PUMP DOUBLED 2 IN AIR	\$94	\$268	\$507
810	1120	PUMP DOUBLED 3 IN AIR	\$94	\$268	\$507

Omnia Platinum

*Customer agrees to keep confidential the information contained herein and not to reproduce or disclose any such information, in whole or in part, to any individual or entity, without the prior written consent of Herc Rentals. Customer and Herc hereby agree to the equipment and pricing as detailed herein and unless otherwise exempt, Customer agrees to be responsible for all applicable fees and charges as published at HercRentals.com, including, without limitation, environmental and emissions, refueling, vehicle licensing fees, preventative maintenance and transportation charges. Any equipment that is ordered by or on behalf of Customer locally at a Herc branch or other such location, that is not on the list of equipment in this schedule, will be negotiated locally at time of rental, up to an amount not to exceed the then-current list price for a standard rental shift, plus any additional hours, as published at HercRentals.com. Herc may at its sole discretion modify or terminate any pricing herein with 30 days notice to customer.*

**PRINT DATE: Friday, October 30, 2020**

**AFFECTED REGIONS / BRANCHES**

US National (Excluding Hawaii, North Dakota &amp; Midland)

Exhibit A

**EFFECTIVE DATES: FROM: 01/01/2021 THROUGH: 12/31/2021****Pricing Schedule #:**

CAT-CLASS DESCRIPTION			DAY	WEEK	MONTH
<u>PUMP - DIAPHRAGM PUMPS</u>					
812	2355	PUMP DIAPHRAGM 1IN	\$69	\$168	\$459
812	2360	PUMP DIAPHRAGM POLYPROPYLENE 1IN	\$57	\$131	\$378
812	2370	PUMP DIAPHRAGM ALUM/CAST IRON 1IN	\$41	\$115	\$287
812	2390	PUMP DIAPHRAGM POLYPROPYLENE 2IN	\$158	\$452	\$912
812	2400	PUMP DIAPHRAGM SS 2IN	\$158	\$452	\$912
812	2410	PUMP DIAPHRAGM ALUMINUM 2IN	\$65	\$172	\$304
812	2415	PUMP DIAPHRAGM 3IN	\$77	\$207	\$473
812	2430	PUMP DIAPHRAGM POLYPROPYLENE 3IN	\$178	\$554	\$1,134
812	2440	PUMP DIAPHRAGM SS 3IN	\$178	\$554	\$1,134
812	2450	PUMP DIAPHRAGM ALUMINUM 3IN	\$77	\$207	\$473
<u>PUMP - DNS</u>					
821	2950	PUMP DIVISION ENGINE 6 CYL DEUTZ	\$345	\$1,052	\$2,880
821	2970	PUMP SEALED PRIME HIGH HEAD 5X4 DSL	\$527	\$1,569	\$4,320
821	2990	VFD PANEL 5HP	\$73	\$199	\$547
<u>PUMP - FLOW METERS</u>					
816	2682	PUMP FLOWMETER 12IN	\$65	\$184	\$498
816	2688	PUMP FLOWMETER 18 IN	\$65	\$184	\$498
816	2700	PUMP FLOWMETER 3IN	\$24	\$77	\$230
816	2710	PUMP FLOWMETER 4IN	\$32	\$100	\$299
816	2720	PUMP FLOWMETER 6IN	\$41	\$115	\$345
816	2730	PUMP FLOWMETER 8IN	\$53	\$149	\$440
816	2740	FLOW METER	\$13	\$34	\$104
<u>PUMP - HIGH PRESSURE PUMPS</u>					
800	1150	PUMP HIGH PRESSURE 5.5HP GAS	\$69	\$192	\$498
<u>PUMP - HYDRAULIC POWER UNIT PUMPS</u>					
814	1000	PUMP HYDRAULIC 10000 PSI FOR TOOLS AIR	\$102	\$391	\$1,031
814	1002	PUMP HYDRAULIC 10000 PSI FOR TOOLS ELEC	\$102	\$391	\$1,031
814	1005	PUMP HYDRAULIC SPLIT FLOW FOR LIFTING	\$102	\$306	\$1,080
814	1050	GAUGE 1/4IN NPT 10000PSI LIQUID FILLED	\$4	\$9	\$28
814	2610	POWER UNIT 10-14 HP HYD	\$108	\$401	\$1,098
814	2620	POWER UNIT 15-20HP HYD	\$154	\$421	\$1,296
814	2630	POWER UNIT 65HP HYD	\$257	\$612	\$1,872
814	2640	POWER UNIT 162HP HYD	\$264	\$689	\$2,160
814	2650	SLUDGEMASTER HYD	\$851	\$2,410	\$7,110
<u>PUMP - INDUSTRIAL PUMPS</u>					
803	1420	PUMP VAC ASSIST SS 6IN T4F DSL	\$405	\$1,148	\$3,240

Omnia Platinum

*Customer agrees to keep confidential the information contained herein and not to reproduce or disclose any such information, in whole or in part, to any individual or entity, without the prior written consent of Herc Rentals. Customer and Herc hereby agree to the equipment and pricing as detailed herein and unless otherwise exempt, Customer agrees to be responsible for all applicable fees and charges as published at HercRentals.com, including, without limitation, environmental and emissions, refueling, vehicle licensing fees, preventative maintenance and transportation charges. Any equipment that is ordered by or on behalf of Customer locally at a Herc branch or other such location, that is not on the list of equipment in this schedule, will be negotiated locally at time of rental, up to an amount not to exceed the then-current list price for a standard rental shift, plus any additional hours, as published at HercRentals.com. Herc may at its sole discretion modify or terminate any pricing herein with 30 days notice to customer.*

**PRINT DATE: Friday, October 30, 2020**

**AFFECTED REGIONS / BRANCHES**

US National (Excluding Hawaii, North Dakota &amp; Midland)

Exhibit A

**EFFECTIVE DATES: FROM: 01/01/2021 THROUGH: 12/31/2021****Pricing Schedule #:**

<b>CAT-CLASS DESCRIPTION</b>			<b>DAY</b>	<b>WEEK</b>	<b>MONTH</b>
<u>PUMP - INDUSTRIAL PUMPS</u>					
804	1450	PUMP VAC ASSIST HIGH HEAD 4X3IN DSL	\$272	\$828	\$2,160
804	1460	PUMP VAC ASSIST HIGH HEAD 5X3IN DSL	\$203	\$590	\$1,665
804	1470	PUMP VAC ASSIST HIGH HEAD 6X3IN DSL	\$345	\$979	\$2,880
804	1480	PUMP VAC ASSIST HIGH HEAD 6X4IN DSL	\$421	\$1,229	\$3,398
804	1500	PUMP VAC ASSIST HHEAD SO ATTN 6X4IN DSL	\$365	\$1,071	\$2,880
804	1520	PUMP VAC ASSIST HIGH HEAD 8X6IN DSL	\$689	\$1,922	\$4,889
804	1530	PUMP VAC ASSIST HHEAD VN PRI 10X6IN DSL	\$345	\$945	\$2,660
804	1540	PUMP VAC ASSIST HIGH HEAD 10X8IN DSL	\$806	\$2,295	\$6,718
804	1550	PUMP VAC ASSIST MEDIUM HEAD 10X8IN DSL	\$486	\$1,722	\$3,420
804	1560	PUMP VAC ASSIST SS HIGH HEAD 6X3IN DSL	\$486	\$1,377	\$3,780
804	1570	PUMP VAC ASSIST SS HIGH HEAD 10X8IN DSL	\$675	\$1,796	\$5,396
804	1575	PUMP VAC ASSIST SS MED HEAD 10X8IN DSL	\$549	\$1,339	\$3,780
804	1580	PUMP VAC ASSIST MHEAD SO ATTN 10X8IN DSL	\$385	\$1,179	\$4,500
804	1590	PUMP VAC ASSIST HHEAD 600HP 8X6IN DSL	\$891	\$2,295	\$6,480
804	1600	PUMP VAC ASSIST HHEAD 600HP 10X8IN DSL	\$972	\$2,637	\$7,196
808	1800	PUMP VAC ASSIST HIGH HEAD 6X3IN ELEC	\$450	\$1,305	\$3,690
<u>PUMP - PIPE MANIFOLDS</u>					
817	2750	PIPE MANIFOLD 12IN	\$122	\$248	\$498
817	2760	PIPE MANIFOLD 18IN	\$138	\$284	\$574
<u>PUMP - PIPE PLUGS</u>					
818	2810	PIPE PLUG MUNI 15-30IN	\$122	\$421	\$918
818	2830	PIPE PLUG MUNI 24-48IN	\$203	\$574	\$1,729
<u>PUMP - ROAD CROSSINGS</u>					
820	2860	ROAD CROSSING LAY FLAT 12IN	\$94	\$241	\$612
820	2870	ROAD CROSSING PUMP DIVISION 12IN	\$89	\$172	\$574
820	2880	ROAD CROSSING PUMP DIVISION 8IN	\$77	\$153	\$498
820	2890	ROAD CROSSING PUMP DIVISION DB WIDE 12IN	\$110	\$345	\$968
820	2900	ROAD CROSSING PUMP DIVISION 6IN	\$61	\$131	\$495
<u>PUMP - SPLAT SYSTEMS</u>					
819	2850	HOSE ROAD CROSSING RAMP	\$102	\$264	\$689
<u>PUMP - STEEL PONTOONS</u>					
821	2920	PONTOON FLOAT SUBMERSIBLE STEEL 12IN	\$49	\$95	\$192
<u>PUMP - SUBMERSIBLE PUMPS</u>					
809	1820	PUMP SUBMERSIBLE 3/4IN ELEC	\$29	\$61	\$112
809	1830	PUMP SUBMERSIBLE 1IN ELEC	\$29	\$61	\$112
809	1860	PUMP SUBMERSIBLE 2IN ELEC	\$49	\$138	\$334

Omnia Platinum

*Customer agrees to keep confidential the information contained herein and not to reproduce or disclose any such information, in whole or in part, to any individual or entity, without the prior written consent of Herc Rentals. Customer and Herc hereby agree to the equipment and pricing as detailed herein and unless otherwise exempt, Customer agrees to be responsible for all applicable fees and charges as published at HercRentals.com, including, without limitation, environmental and emissions, refueling, vehicle licensing fees, preventative maintenance and transportation charges. Any equipment that is ordered by or on behalf of Customer locally at a Herc branch or other such location, that is not on the list of equipment in this schedule, will be negotiated locally at time of rental, up to an amount not to exceed the then-current list price for a standard rental shift, plus any additional hours, as published at HercRentals.com. Herc may at its sole discretion modify or terminate any pricing herein with 30 days notice to customer.*

**PRINT DATE: Friday, October 30, 2020**

**AFFECTED REGIONS / BRANCHES**

US National (Excluding Hawaii, North Dakota &amp; Midland)

Exhibit A

**EFFECTIVE DATES: FROM: 01/01/2021 THROUGH: 12/31/2021****Pricing Schedule #:**

<b>CAT-CLASS DESCRIPTION</b>			<b>DAY</b>	<b>WEEK</b>	<b>MONTH</b>
<u>PUMP - SUBMERSIBLE PUMPS</u>					
809	1865	PUMP SUBMERSIBLE 2IN LOW LEVEL ELEC	\$49	\$138	\$334
809	1870	PUMP SUBMERSIBLE SEWAGE 1HP 2IN ELEC	\$57	\$172	\$388
809	1880	PUMP SUBMERSIBLE 3IN ELEC	\$72	\$165	\$388
809	1890	PUMP SUBMERSIBLE 3HP 3IN ELEC	\$72	\$165	\$388
809	1900	PUMP SUBMERSIBLE HV 1HP 3PH 2IN ELEC	\$29	\$73	\$203
809	1910	PUMP SUBMERSIBLE 2HP 3PH 460V 2IN ELEC	\$37	\$95	\$253
809	1930	PUMP SUBMERSIBLE HHEAD 4HP 3PH 2IN ELEC	\$95	\$230	\$608
809	1940	PUMP SUBMERSIBLE SEWAGE CUT 15HP 3IN ELE	\$57	\$168	\$446
809	1960	PUMP SUBMERSIBLE HIGH HEAD 15HP 3IN ELEC	\$158	\$383	\$1,009
809	1980	PUMP SUBMERSIBLE HIGH HEAD 6HP 3IN ELEC	\$94	\$287	\$671
809	1990	PUMP SUBMERSIBLE HV 7.5HP 3PH 3IN ELEC	\$108	\$311	\$810
809	2000	PUMP SUBMERSIBLE HV 2HP 3PH 3IN ELEC	\$57	\$161	\$405
809	2020	PUMP SUBMERSIBLE HV 5HP 3PH 3IN ELEC	\$65	\$180	\$473
809	2030	PUMP SUBMERSIBLE SEWAGE 3HP 3PH 4IN ELEC	\$73	\$203	\$523
809	2040	PUMP SUBMERSIBLE SEWAGE CUT 5HP 4IN ELEC	\$108	\$287	\$777
809	2050	PUMP SUBMERSIBLE SEWAGE 10HP 4IN ELEC	\$122	\$345	\$922
809	2060	PUMP SUBMERSIBLE HIGH HEAD 15HP 4IN ELEC	\$158	\$394	\$1,009
809	2070	PUMP SUBMERSIBLE SEW CUT 20HP 4IN ELEC	\$180	\$459	\$1,215
809	2080	PUMP SUBMERSIBLE SEWAGE 20HP 4IN ELEC	\$170	\$459	\$1,215
809	2100	PUMP SUBMERSIBLE SEWAGE 30HP 4IN ELEC	\$170	\$482	\$1,215
809	2110	PUMP SUBMERSIBLE HIGH HEAD 40HP 4IN ELEC	\$264	\$707	\$1,913
809	2120	PUMP SUBMERSIBLE 4IN ELEC	\$102	\$248	\$625
809	2130	PUMP SUBMERSIBLE SUPER 4IN ELEC	\$102	\$248	\$625
809	2150	PUMP SUBMERSIBLE SEW 10HP 3PH 6IN ELEC	\$178	\$505	\$1,337
809	2170	PUMP SUBMERSIBLE HV 10HP 3PH 6IN ELEC	\$140	\$392	\$1,170
809	2180	PUMP SUBMERSIBLE SEWAGE 50HP 6IN ELEC	\$243	\$574	\$1,485
809	2190	PUMP SUBMERSIBLE HV 15HP 3PH 6IN ELEC	\$158	\$513	\$1,440
809	2200	PUMP SUBMERSIBLE HV 20HP 3PH 6IN ELEC	\$180	\$513	\$1,440
809	2220	PUMP SUBMERSIBLE 6IN ELEC	\$183	\$440	\$1,080
809	2230	PUMP SUBMERSIBLE 8IN ELEC	\$365	\$804	\$1,958
809	2240	PUMP SUBMERSIBLE 10IN ELEC	\$405	\$1,148	\$3,038
811	2260	PUMP SUBMERSIBLE 3IN HYD	\$89	\$207	\$671
811	2270	PUMP SUBMERSIBLE SS 4IN HYD	\$89	\$207	\$671
811	2280	PUMP SUBMERSIBLE 4IN HYD	\$89	\$207	\$671
811	2300	PUMP SUBMERSIBLE SS 6IN HYD	\$97	\$284	\$810
811	2310	PUMP SUBMERSIBLE 6IN HYD	\$97	\$284	\$810
811	2320	PUMP SUBMERSIBLE 8IN HYD	\$102	\$284	\$810
811	2330	PUMP SUBMERSIBLE SS 12IN HYD	\$122	\$325	\$874
<u>PUMP - TRASH PUMPS</u>					
800	1080	PUMP TRASH 2IN GAS	\$45	\$168	\$379

Omnia Platinum

**Customer agrees to keep confidential the information contained herein and not to reproduce or disclose any such information, in whole or in part, to any individual or entity, without the prior written consent of Herc Rentals. Customer and Herc hereby agree to the equipment and pricing as detailed herein and unless otherwise exempt, Customer agrees to be responsible for all applicable fees and charges as published at HercRentals.com, including, without limitation, environmental and emissions, refueling, vehicle licensing fees, preventative maintenance and transportation charges. Any equipment that is ordered by or on behalf of Customer locally at a Herc branch or other such location, that is not on the list of equipment in this schedule, will be negotiated locally at time of rental, up to an amount not to exceed the then-current list price for a standard rental shift, plus any additional hours, as published at HercRentals.com. Herc may at its sole discretion modify or terminate any pricing herein with 30 days notice to customer.**

**PRINT DATE: Friday, October 30, 2020**



**AFFECTED REGIONS / BRANCHES**

US National (Excluding Hawaii, North Dakota &amp; Midland)

Exhibit A

**EFFECTIVE DATES: FROM: 01/01/2021 THROUGH: 12/31/2021****Pricing Schedule #:**

<b>CAT-CLASS DESCRIPTION</b>			<b>DAY</b>	<b>WEEK</b>	<b>MONTH</b>
<u>PUMP - TRASH PUMPS</u>					
800	1090	PUMP TRASH 3IN GAS	\$57	\$214	\$482
800	1110	PUMP TRASH 4IN GAS	\$73	\$275	\$547
801	1210	PUMP VAC ASSIST 4IN DSL	\$178	\$532	\$1,182
801	1220	PUMP VAC ASSIST 4IN T4F DSL	\$178	\$532	\$1,182
801	1230	PUMP VAC ASSIST 6IN DSL	\$223	\$585	\$1,346
801	1240	PUMP VAC ASSIST 6IN T4F DSL	\$223	\$631	\$1,670
801	1250	PUMP VAC ASSIST 6IN SUPER DSL	\$259	\$651	\$1,819
801	1260	PUMP VAC ASSIST 6IN SUPER T4F DSL	\$275	\$689	\$1,980
801	1270	PUMP VAC ASSIST 8IN DSL	\$256	\$648	\$1,710
801	1280	PUMP VAC ASSIST 8IN SUPER DSL	\$264	\$761	\$2,025
801	1290	PUMP VAC ASSIST 12IN DSL	\$405	\$1,148	\$2,970
801	1300	PUMP VAC ASSIST 12IN SUPER DSL	\$446	\$1,339	\$4,320
801	1320	PUMP VAC ASSIST 14IN DSL	\$725	\$2,028	\$4,950
801	1330	PUMP VAC ASSIST 18IN DSL	\$851	\$2,334	\$7,200
802	1340	PUMP VAC ASSIST SND ATT 4IN DSL	\$183	\$547	\$1,301
802	1345	PUMP VAC ASSIST SND ATT 4IN DSL T4F	\$216	\$662	\$1,526
802	1350	PUMP VAC ASSIST SND ATT 6IN DSL	\$251	\$635	\$1,710
802	1355	PUMP VAC ASSIST SND ATT 6IN DSL T4F	\$279	\$716	\$1,886
802	1360	PUMP VAC ASSIST SND ATT 8IN DSL	\$284	\$823	\$2,214
802	1361	PUMP VAC ASSIST SND ATT 8IN DSL SKID	\$284	\$823	\$2,214
802	1370	PUMP VAC ASSIST SND ATT 12IN DSL	\$527	\$1,454	\$3,780
802	1371	PUMP VAC ASSIST SND ATT 12IN DSL SKID	\$527	\$1,454	\$3,780
802	1380	PUMP VAC ASSIST SND ATT 14IN DSL	\$972	\$2,754	\$7,776
802	1385	PUMP VAC ASSIST SND ATT CHOP 4IN DSL	\$225	\$594	\$1,422
802	1390	PUMP VAC ASSIST SND ATT CHOP 6IN DSL	\$292	\$826	\$2,194
803	1400	PUMP VAC ASSIST SS 4IN DSL	\$191	\$554	\$1,350
803	1410	PUMP VAC ASSIST SS 6IN DSL	\$284	\$880	\$2,430
803	1440	PUMP VAC ASSIST SS 8IN SUPER DSL	\$280	\$806	\$2,070
804	1700	PUMP VAC ASSIST TRASH 6IN T4F DSL	\$235	\$648	\$1,670
805	1600	PUMP CENTRIFUGAL 3IN DSL	\$77	\$211	\$593
805	1610	PUMP CENTRIFUGAL WET PRIME 4IN DSL	\$110	\$333	\$1,006
808	1750	PUMP VAC ASSIST 4IN ELEC	\$102	\$268	\$810
808	1760	PUMP VAC ASSIST VARIABLE SPEED 4IN ELEC	\$223	\$574	\$1,530
808	1770	PUMP VAC ASSIST 6IN ELEC	\$235	\$626	\$1,530
808	1780	PUMP VAC ASSIST 8IN ELEC	\$284	\$823	\$2,250
813	2600	PUMP AGRICULTURE DRY PRIME 8X6 DSL	\$183	\$478	\$1,418
<u>PUMP - WELLPOINT PUMPS</u>					
806	1670	PUMP WELL POINT ROTARY SO ATTN 6IN DSL	\$183	\$531	\$1,508
806	1680	PUMP WELL POINT ROTARY SO ATTN 8IN DSL	\$203	\$590	\$1,724
806	1690	PUMP WELL POINT ROTARY 12IN DSL	\$243	\$702	\$1,901

Omnia Platinum

**Customer agrees to keep confidential the information contained herein and not to reproduce or disclose any such information, in whole or in part, to any individual or entity, without the prior written consent of Herc Rentals. Customer and Herc hereby agree to the equipment and pricing as detailed herein and unless otherwise exempt, Customer agrees to be responsible for all applicable fees and charges as published at HercRentals.com, including, without limitation, environmental and emissions, refueling, vehicle licensing fees, preventative maintenance and transportation charges. Any equipment that is ordered by or on behalf of Customer locally at a Herc branch or other such location, that is not on the list of equipment in this schedule, will be negotiated locally at time of rental, up to an amount not to exceed the then-current list price for a standard rental shift, plus any additional hours, as published at HercRentals.com. Herc may at its sole discretion modify or terminate any pricing herein with 30 days notice to customer.**

**PRINT DATE: Friday, October 30, 2020**



**AFFECTED REGIONS / BRANCHES**

US National (Excluding Hawaii, North Dakota &amp; Midland)

Exhibit A

**EFFECTIVE DATES: FROM: 01/01/2021 THROUGH: 12/31/2021****Pricing Schedule #:**

<b>CAT-CLASS DESCRIPTION</b>			<b>DAY</b>	<b>WEEK</b>	<b>MONTH</b>
<u>PUMP - WELLPOINT PUMPS</u>					
806	1700	PUMP WELL POINT ROTARY SO ATTN 12IN DSL	\$296	\$933	\$2,628
<u>PUMPS -HYDRAULIC PROSOL - HYDRAULIC POWER UNIT PUMPS</u>					
814	2633	POWER UNIT 68HP T4F HYD	\$264	\$689	\$2,160
<u>SCISSORS ELECTRIC - ELECTRIC SCISSOR LIFTS</u>					
405	1095	SCISSOR LIFT 19FT NARROW ELEC EE RATED	\$106	\$207	\$360
405	1151	SCISSOR LIFT 26FT 46IN BLK ELEC	\$122	\$234	\$473
405	1211	SCISSOR LIFT 32FT 46-48IN BLK ELEC	\$144	\$320	\$653
405	1271	SCISSOR LIFT 40FT 69IN WIDE BLK ELEC	\$225	\$504	\$1,214
<u>SCISSORS RT - ROUGH TERRAIN SCISSOR LIFTS</u>					
405	1781	SCISSOR LIFT 40-45FT RT 94IN OTR BLK DF	\$274	\$608	\$1,463
<u>TEMPORARY WALL &amp; ACCESSORIES</u>					
913	3850	TOW BAR F/ARCHER VEHICLE BARRICADE	\$17	\$81	\$243
913	3852	ARRESTOR CABLE F/ARCHER BARRIER 4	\$9	\$45	\$122
913	3854	ARRESTOR CABLE F/ARCHER BARRIER 10	\$21	\$104	\$324
913	6000	TEMPORARY WALL ACCESSORY CART	\$77	\$77	\$156
913	6005	TEMPORARY WALL MOBILITY CART	\$54	\$54	\$108
913	6010	TEMPORARY WALL RIGHT SIDE INTERFACE	\$31	\$31	\$61
913	6015	TEMPORARY WALL LEFT SIDE INTERFACE	\$31	\$31	\$61
913	6020	TEMPORARY WALL FLEXIBLE CORNER	\$23	\$23	\$48
913	6025	TEMPORARY WALL FILLER PANEL KIT	\$18	\$18	\$34
913	6035	HINGED DOOR MODULE 42 IN	\$169	\$169	\$337
913	6040	SLIDING DOOR MODULE 42 IN	\$202	\$202	\$404
913	6050	TEMPORARY WALL MODULE 12 IN	\$54	\$54	\$108
913	6055	TEMPORARY WALL MODULE 18 IN	\$61	\$61	\$122
913	6060	TEMPORARY WALL MODULE 24 IN	\$68	\$68	\$135
913	6065	TEMPORARY WALL MODULE 32 IN	\$71	\$71	\$142
913	6070	TEMPORARY WALL MODULE 42 IN	\$81	\$81	\$162
913	6075	SINGLE ROOM PRESSURE MONITOR	\$95	\$95	\$188
913	6080	NEGATIVE AIR MGMT PANEL 24 IN	\$88	\$88	\$176
<u>TOOLS - CONTRACTOR - AIR NAILERS</u>					
100	5632	NAILER FINISHING BATTERY	\$56	\$144	\$324
<u>TOOLS - TRADES - PIPE PRESS</u>					
125	2692	PRESSING RING KIT 2-1/2IN-4IN	\$99	\$180	\$360
<u>TRACTOR ATTACHMENTS - TRACTOR ATTACHMENTS</u>					
290	3047	TRACTOR ATTACHMENT FLAIL MOWER	\$72	\$221	\$567

Omnia Platinum

*Customer agrees to keep confidential the information contained herein and not to reproduce or disclose any such information, in whole or in part, to any individual or entity, without the prior written consent of Herc Rentals. Customer and Herc hereby agree to the equipment and pricing as detailed herein and unless otherwise exempt, Customer agrees to be responsible for all applicable fees and charges as published at HercRentals.com, including, without limitation, environmental and emissions, refueling, vehicle licensing fees, preventative maintenance and transportation charges. Any equipment that is ordered by or on behalf of Customer locally at a Herc branch or other such location, that is not on the list of equipment in this schedule, will be negotiated locally at time of rental, up to an amount not to exceed the then-current list price for a standard rental shift, plus any additional hours, as published at HercRentals.com. Herc may at its sole discretion modify or terminate any pricing herein with 30 days notice to customer.*

**PRINT DATE: Friday, October 30, 2020**

**AFFECTED REGIONS / BRANCHES**

US National (Excluding Hawaii, North Dakota &amp; Midland)

Exhibit A

**EFFECTIVE DATES: FROM: 01/01/2021 THROUGH: 12/31/2021****Pricing Schedule #:**

<b>CAT-CLASS DESCRIPTION</b>			<b>DAY</b>	<b>WEEK</b>	<b>MONTH</b>
<u>TRACTOR ATTACHMENTS - TRACTOR ATTACHMENTS</u>					
<u>TRAILERS - SPECIALTY - STORAGE TRAILERS</u>					
610	3010	TRAILER SAFETY COOLDOWN 8X24 9990 LB	\$527	\$1,701	\$3,402
<u>TRUCK ATTACHMENTS-OTHER - ATTACHMENTS &amp; ACCESSORIES</u>					
659	8035	TRUCK SPREADER TAILGATE DUMP	\$23	\$63	\$194
<u>TRUCKS AND TRAILERS - ARROW BOARDS</u>					
660	1000	BOARD ARROW FOLDING TRAILER 15-LIGHT	\$97	\$297	\$540
660	1010	BOARD ARROW VERTICAL TRAILER 15-LIGHT	\$97	\$297	\$540
660	1020	BOARD ARROW FOLDING TRAILER 25-LIGHT	\$105	\$333	\$608
<u>TRUCKS AND TRAILERS - ATTACHMENTS &amp; ACCESSORIES</u>					
115	2405	RAKE POWER W/B GAS	\$86	\$324	\$673
658	1000	TRUCK ACCESSORIES	\$486	\$486	\$918
659	8000	TRUCK SPREADER HOPPER 8 FT	\$90	\$275	\$826
659	8020	TRUCK SPREADER HOPPER 9 FT	\$90	\$275	\$826
659	8030	TRUCK SPREADER TAILGATE	\$39	\$110	\$310
659	8100	TRUCK SNOW PLOW 7-8 FT	\$81	\$239	\$765
659	8110	TRUCK SNOW PLOW 8.5-9 FT	\$81	\$239	\$765
659	8130	TRUCK SNOW PLOW 10 FT	\$107	\$304	\$896
<u>TRUCKS AND TRAILERS - BUCKET TRUCKS</u>					
659	6300	TRUCK BUCKET 31 FT GAS	\$464	\$1,350	\$4,050
659	6310	TRUCK BUCKET 31 FT DSL	\$464	\$1,350	\$4,050
659	6315	TRUCK BUCKET 38 FT GAS	\$464	\$1,350	\$4,050
659	6320	TRUCK BUCKET 38 FT DSL	\$464	\$1,350	\$4,050
659	6336	TRUCK BUCKET 60 FT TREE TRIMMER DSL	\$700	\$1,800	\$4,500
659	6342	TRUCK BUCKET 70 FT TREE TRIMMER DSL	\$788	\$2,340	\$5,760
659	6350	TRUCK BUCKET 85 FT DSL	\$1,260	\$3,595	\$8,995
<u>TRUCKS AND TRAILERS - CAR TRAILERS</u>					
610	1450	TRAILER TOW DOLLY 3500 LB	\$53	\$199	\$421
<u>TRUCKS AND TRAILERS - CARGO VAN</u>					
659	6055	TRUCK BOX 12 FT	\$171	\$473	\$1,350
659	6057	TRUCK BOX 14 FT	\$198	\$720	\$2,025
659	6060	TRUCK BOX 15 FT	\$198	\$720	\$2,025
659	6070	TRUCK BOX 15 FT W/ LIFT GATE	\$198	\$720	\$2,025
659	6075	TRUCK BOX 16 FT	\$198	\$720	\$2,025
659	6090	TRUCK BOX 24 FT W/ LIFT GATE	\$428	\$1,458	\$4,500

Omnia Platinum

*Customer agrees to keep confidential the information contained herein and not to reproduce or disclose any such information, in whole or in part, to any individual or entity, without the prior written consent of Herc Rentals. Customer and Herc hereby agree to the equipment and pricing as detailed herein and unless otherwise exempt, Customer agrees to be responsible for all applicable fees and charges as published at HercRentals.com, including, without limitation, environmental and emissions, refueling, vehicle licensing fees, preventative maintenance and transportation charges. Any equipment that is ordered by or on behalf of Customer locally at a Herc branch or other such location, that is not on the list of equipment in this schedule, will be negotiated locally at time of rental, up to an amount not to exceed the then-current list price for a standard rental shift, plus any additional hours, as published at HercRentals.com. Herc may at its sole discretion modify or terminate any pricing herein with 30 days notice to customer.*

**PRINT DATE: Friday, October 30, 2020**

**AFFECTED REGIONS / BRANCHES**

US National (Excluding Hawaii, North Dakota &amp; Midland)

Exhibit A

**EFFECTIVE DATES: FROM: 01/01/2021 THROUGH: 12/31/2021****Pricing Schedule #:**

<b>CAT-CLASS DESCRIPTION</b>			<b>DAY</b>	<b>WEEK</b>	<b>MONTH</b>
<u>TRUCKS AND TRAILERS - CARGO VANS</u>					
659	5460	VAN CARGO 1/2 T GAS	\$81	\$378	\$1,215
659	5470	VAN CARGO 3/4 T GAS	\$81	\$378	\$1,215
659	5472	VAN CARGO 3/4 T GAS HIGH ROOF	\$108	\$472	\$1,440
659	5475	VAN CARGO 3/4 T DSL	\$81	\$378	\$1,215
659	5480	VAN CARGO 1 T GAS	\$90	\$419	\$1,300
<u>TRUCKS AND TRAILERS - CLASS A TRACTORS</u>					
659	6440	TRUCK TERMINAL TRACTOR SINGLE AX 2X4 DSL	\$513	\$1,497	\$4,275
659	6455	TRUCK TRACTOR TANDEM 4WD DSL	\$693	\$1,733	\$6,200
<u>TRUCKS AND TRAILERS - CRANE TRUCKS</u>					
308	1000	CRANE ATTACHMENT FORKS	\$50	\$202	\$377
659	6380	TRUCK CRANE 18 T SINGLE DSL	\$567	\$1,553	\$4,050
659	6410	TRUCK CRANE 20 T TANDEM DSL	\$923	\$2,511	\$5,850
659	6430	TRUCK CRANE 23 T TANDEM DSL	\$981	\$2,592	\$5,940
659	6435	TRUCK AUGER 47FT CDL	\$396	\$1,188	\$2,692
<u>TRUCKS AND TRAILERS - CRASH ATTENUATORS</u>					
659	6250	TRUCK CRASH ATTENUATOR 62-65 MPH GAS	\$617	\$1,575	\$3,465
659	6260	TRUCK CRASH ATTENUATOR 62-65 MPH DSL	\$617	\$1,575	\$3,465
660	1110	CRASH ATTENUATOR TRAILER MOUNTED	\$315	\$810	\$1,778
<u>TRUCKS AND TRAILERS - DNS</u>					
719	5010	AUTO DIALER	\$69	\$184	\$517
<u>TRUCKS AND TRAILERS - DUMP TRAILERS</u>					
610	2200	TRAILER DUMP SINGLE AXLE	\$105	\$302	\$565
610	2230	TRAILER DUMP TANDEM AXLE	\$113	\$321	\$612
610	2260	TRAILER DUMP TANDEM AXLE OFFROAD	\$142	\$401	\$756
610	2290	TRAILER DUMP TRIPLE AXLE	\$521	\$1,563	\$3,126
<u>TRUCKS AND TRAILERS - DUMP TRUCKS</u>					
659	6100	TRUCK FLAT DUMP 16FT 1-1/2T STD 2WD DSL	\$270	\$756	\$1,845
659	6110	TRUCK DUMP 3-4 YD GAS	\$266	\$716	\$1,620
659	6120	TRUCK DUMP 3-4 YD DSL	\$266	\$716	\$1,620
659	6130	TRUCK DUMP 3-4 YD CREW 4WD DSL	\$288	\$765	\$1,665
659	6135	TRUCK DUMP 3-4 YD CREW 4WD GAS	\$288	\$765	\$1,665
659	6140	TRUCK DUMP 3-4 YD CREW 2WD DSL	\$288	\$765	\$1,665
659	6150	TRUCK DUMP 5-6 YD GAS	\$302	\$828	\$2,048
659	6160	TRUCK DUMP 5-6 YD GAS NON CDL	\$302	\$828	\$2,048
659	6170	TRUCK DUMP 5-6 YD DSL	\$302	\$828	\$2,048
659	6180	TRUCK DUMP 5-6 YD DSL NON CDL	\$302	\$828	\$2,048

Omnia Platinum

**Customer agrees to keep confidential the information contained herein and not to reproduce or disclose any such information, in whole or in part, to any individual or entity, without the prior written consent of Herc Rentals. Customer and Herc hereby agree to the equipment and pricing as detailed herein and unless otherwise exempt, Customer agrees to be responsible for all applicable fees and charges as published at HercRentals.com, including, without limitation, environmental and emissions, refueling, vehicle licensing fees, preventative maintenance and transportation charges. Any equipment that is ordered by or on behalf of Customer locally at a Herc branch or other such location, that is not on the list of equipment in this schedule, will be negotiated locally at time of rental, up to an amount not to exceed the then-current list price for a standard rental shift, plus any additional hours, as published at HercRentals.com. Herc may at its sole discretion modify or terminate any pricing herein with 30 days notice to customer.**

**PRINT DATE: Friday, October 30, 2020**

**AFFECTED REGIONS / BRANCHES**

US National (Excluding Hawaii, North Dakota &amp; Midland)

Exhibit A

**EFFECTIVE DATES: FROM: 01/01/2021 THROUGH: 12/31/2021****Pricing Schedule #:**

<b>CAT-CLASS DESCRIPTION</b>			<b>DAY</b>	<b>WEEK</b>	<b>MONTH</b>
<u>TRUCKS AND TRAILERS - DUMP TRUCKS</u>					
659	6190	TRUCK DUMP 5-6 YD CREW DSL	\$364	\$995	\$2,340
659	6195	TRUCK DUMP 5-6 YD CREW DSL NON-CDL	\$364	\$995	\$2,340
659	6200	TRUCK DUMP 12-14 YD MANUAL DSL	\$594	\$1,886	\$4,500
659	6210	TRUCK DUMP 12-14 YD AUTO DSL	\$594	\$1,886	\$4,500
659	6215	TRUCK DUMP 22-24 YD DSL	\$1,155	\$2,993	\$8,123
659	6218	TRUCK 1 T DUMP LANDSCAPE STD GAS	\$270	\$585	\$1,575
<u>TRUCKS AND TRAILERS - EQUIPMENT TRAILERS</u>					
610	1010	TRAILER LANDSCAPE 6X12 3000 LB	\$41	\$153	\$324
610	1050	TRAILER UTILITY 2000 LB	\$41	\$153	\$324
610	1075	TRAILER UTILITY 7000 LB	\$53	\$199	\$421
610	1085	TRAILER UTILITY 10000 LB	\$53	\$199	\$421
610	1140	TRAILER FLATBED 10000 LB	\$73	\$275	\$583
610	1160	TRAILER FLATBED 10-19000 LB GVWR	\$86	\$342	\$770
610	1170	TRAILER FLATBED 21-29000 LB GVWR	\$96	\$387	\$871
610	1180	TRAILER FLATBED 30-39000 LB GVWR	\$122	\$486	\$1,080
610	1190	TRAILER FLATBED GOOSENECK 20-22000 LBS	\$131	\$522	\$1,125
610	1210	TRAILER FLATBED W/RAMPS 20000 LB GVWR	\$135	\$540	\$1,080
610	1212	TRAILER FLATBED NO RAMPS 20000 LB GVWR	\$135	\$540	\$1,080
610	1215	TRAILER FLATBED GOOSENECK 24000 LB	\$162	\$648	\$1,260
610	1220	TRAILER FLATBED GOOSENECK 25-26000 LB	\$162	\$648	\$1,260
610	1240	TRAILER FLATBED 40-49000 LB GVWR	\$180	\$572	\$1,215
610	1281	TRAILER FLATBED 80000 LB AIR RIDE	\$405	\$405	\$810
610	1310	TRAILER FLATBED LIVE BOTTOM 24000 LB	\$558	\$2,232	\$5,022
610	1720	TRAILER GROUND LOAD 5000 LB	\$41	\$153	\$324
610	1730	TRAILER GROUND LOAD 8000 LB	\$57	\$214	\$454
610	1740	TRAILER GROUND LOAD 10000 LB BATT	\$57	\$214	\$571
610	1745	TRAILER GROUND LOAD 10000 LB GAS	\$71	\$269	\$571
610	1750	TRAILER GROUND LOAD 13000-14000 LB	\$105	\$398	\$842
610	1779	TRAILER TILT 14000LB FIXED TOP DECK	\$122	\$365	\$750
610	2592	TRAILER CAT EVENT RESPONSE ENCLOSED 53FT	\$419	\$1,260	\$3,645
<u>TRUCKS AND TRAILERS - FUELS &amp; LUBE TRUCKS</u>					
659	6010	TRUCK FUEL 4000 GAL	\$599	\$1,796	\$5,261
<u>TRUCKS AND TRAILERS - GARBAGE &amp; RECYCLE TRUCKS</u>					
659	6230	TRUCK GARBAGE 6 YD	\$512	\$1,980	\$6,150
659	6240	TRUCK GARBAGE 20 YD	\$630	\$2,520	\$8,100
<u>TRUCKS AND TRAILERS - MESSAGE BOARDS</u>					
660	1030	BOARD MESSAGE VERTICAL MID-SIZE 3-LINE	\$149	\$419	\$716

Omnia Platinum

*Customer agrees to keep confidential the information contained herein and not to reproduce or disclose any such information, in whole or in part, to any individual or entity, without the prior written consent of Herc Rentals. Customer and Herc hereby agree to the equipment and pricing as detailed herein and unless otherwise exempt, Customer agrees to be responsible for all applicable fees and charges as published at HercRentals.com, including, without limitation, environmental and emissions, refueling, vehicle licensing fees, preventative maintenance and transportation charges. Any equipment that is ordered by or on behalf of Customer locally at a Herc branch or other such location, that is not on the list of equipment in this schedule, will be negotiated locally at time of rental, up to an amount not to exceed the then-current list price for a standard rental shift, plus any additional hours, as published at HercRentals.com. Herc may at its sole discretion modify or terminate any pricing herein with 30 days notice to customer.*

**PRINT DATE: Friday, October 30, 2020**

**AFFECTED REGIONS / BRANCHES**

US National (Excluding Hawaii, North Dakota &amp; Midland)

Exhibit A

**EFFECTIVE DATES: FROM: 01/01/2021 THROUGH: 12/31/2021****Pricing Schedule #:**

<b>CAT-CLASS DESCRIPTION</b>			<b>DAY</b>	<b>WEEK</b>	<b>MONTH</b>
<u>TRUCKS AND TRAILERS - MESSAGE BOARDS</u>					
660	1040	BOARD MESSAGE VERTICAL FULL-SIZE 3-LINE	\$149	\$419	\$716
660	1045	BOARD MESSAGE FULL-SIZE 3-LINE W/MODEM	\$170	\$669	\$1,035
660	1050	BOARD MESSAGE FOLDING MID-SIZE MATRIX	\$149	\$419	\$716
660	1060	BOARD MESSAGE VERTICAL MID-SIZE MATRIX	\$149	\$419	\$716
660	1070	BOARD MESSAGE VERTICAL FULL-SIZE MATRIX	\$189	\$669	\$936
<u>TRUCKS AND TRAILERS - OFF-ROAD DUMP TRUCKS</u>					
659	6220	TRUCK 1 T DUMP LANDSCAPE CREW GAS	\$270	\$585	\$1,575
659	6224	TRUCK DUMP ARTICULATED 30 TON DSL	\$1,625	\$4,617	\$10,773
<u>TRUCKS AND TRAILERS - OFF-ROAD UTILITY PASSENGER VEHICLES</u>					
630	1010	CART PERSONNEL 2 PASSENGER 3-WH ELEC	\$85	\$226	\$437
630	1020	TOW TRACTOR 1 PASSENGER 3-WH 8K PULL ELE	\$153	\$459	\$918
630	1040	CART BURDEN 2 PASSENGER 4-WH GAS	\$95	\$252	\$513
630	1060	CART BURDEN 2 PASSENGER 4-WH ELEC	\$95	\$252	\$513
630	1065	CART BURDEN 2 PASSENGER 4-WH ELEC CAB	\$108	\$315	\$707
630	1080	CART BURDEN 4 PASSENGER 4-WH ELEC	\$95	\$252	\$513
630	1100	CART GOLF 2 PASSENGER ELEC	\$113	\$270	\$531
630	1110	CART GOLF 2 PASSENGER GAS	\$113	\$270	\$531
630	1120	CART GOLF 4 PASSENGER GAS	\$113	\$270	\$531
630	1130	CART TOUR 4 PASSENGER ELEC	\$117	\$284	\$694
630	1150	CART TOUR 6 PASSENGER ELEC	\$131	\$315	\$770
630	1160	CART TOUR 6 PASSENGER GAS	\$131	\$315	\$770
630	1170	CART TOUR 8 PASSENGER GAS	\$162	\$401	\$1,103
630	1180	CART TOUR 8 PASSENGER W/CHAIR ACCESS GAS	\$162	\$401	\$1,103
630	1200	CART UTV 2 PASSENGER ELEC	\$140	\$324	\$765
630	1210	CART UTV 2 PASSENGER GAS	\$140	\$324	\$765
630	1220	CART UTV 2 PASSENGER GAS WITH CAB	\$153	\$351	\$855
630	1225	CART UTV 2 PASSENGER GAS OFF ROAD	\$131	\$410	\$1,253
630	1230	CART UTV 2 PASSENGER DSL	\$140	\$324	\$765
630	1240	CART UTV 2 PASSENGER DSL WITH CAB	\$153	\$351	\$855
630	1245	CART UTV 2 PASSENGER DSL FLATBED	\$140	\$324	\$765
630	1260	CART UTV 4 PASSENGER GAS	\$140	\$324	\$765
630	1265	CART UTV 4 PASSENGER GAS WITH CAB	\$153	\$351	\$855
630	1280	CART UTV 4 PASSENGER DSL	\$140	\$324	\$765
630	1290	CART UTV 4 PASSENGER DSL WITH CAB	\$153	\$351	\$855
630	1300	CART UTV 4 PASSENGER GAS FLATBED	\$140	\$324	\$765
630	1310	CART UTV 4 PASSENGER DSL FLATBED	\$140	\$324	\$765
630	1330	CART UTV W/FRONT TOOL CARRIER DSL CAB	\$473	\$1,395	\$3,060
630	1410	CART LT DUTY 2 PASSENG 2WD GAS ENTERTAIN	\$140	\$324	\$684
630	1415	CART UTV 2 PASSENGER 4WD GAS ENTERTAIN	\$140	\$324	\$765

Omnia Platinum

**Customer agrees to keep confidential the information contained herein and not to reproduce or disclose any such information, in whole or in part, to any individual or entity, without the prior written consent of Herc Rentals. Customer and Herc hereby agree to the equipment and pricing as detailed herein and unless otherwise exempt, Customer agrees to be responsible for all applicable fees and charges as published at HercRentals.com, including, without limitation, environmental and emissions, refueling, vehicle licensing fees, preventative maintenance and transportation charges. Any equipment that is ordered by or on behalf of Customer locally at a Herc branch or other such location, that is not on the list of equipment in this schedule, will be negotiated locally at time of rental, up to an amount not to exceed the then-current list price for a standard rental shift, plus any additional hours, as published at HercRentals.com. Herc may at its sole discretion modify or terminate any pricing herein with 30 days notice to customer.**

**PRINT DATE: Friday, October 30, 2020**

**AFFECTED REGIONS / BRANCHES**

US National (Excluding Hawaii, North Dakota &amp; Midland)

Exhibit A

**EFFECTIVE DATES: FROM: 01/01/2021 THROUGH: 12/31/2021****Pricing Schedule #:**

<b>CAT-CLASS DESCRIPTION</b>			<b>DAY</b>	<b>WEEK</b>	<b>MONTH</b>
<u>TRUCKS AND TRAILERS - OFF-ROAD UTILITY PASSENGER VEHICLES</u>					
630	1420	CART UTV 4 PASSENGER 4WD GAS ENTERTAIN	\$140	\$324	\$765
630	1425	CART UTV 2 PASSENGER 2WD GAS ENTERTAIN	\$140	\$324	\$765
630	2010	CART UTV SNOW PLOW 5 FT	\$50	\$99	\$306
<u>TRUCKS AND TRAILERS - PASSENGER SHUTTLE BUSES</u>					
659	5550	BUS SHUTTLE GAS CDL	\$257	\$936	\$1,755
659	5560	BUS SCHOOL DSL	\$257	\$936	\$1,755
<u>TRUCKS AND TRAILERS - PASSENGER VANS</u>					
659	5490	VAN PASSENGER 8 GAS 1/2 T	\$113	\$507	\$1,373
659	5510	VAN PASSENGER 12 GAS 3/4-1 T W/ TOW PKG	\$113	\$507	\$1,373
659	5540	VAN PASSENGER 15 GAS 3/4-1 T W/ TOW PKG	\$113	\$507	\$1,373
<u>TRUCKS AND TRAILERS - PICK-UP TRUCKS</u>					
659	5000	TRUCK PICKUP COMPACT	\$81	\$378	\$986
659	5010	TRUCK PICKUP 1/2 T STD 4WD GAS	\$81	\$378	\$986
659	5020	TRUCK PICKUP 1/2 T STD 2WD GAS	\$81	\$378	\$986
659	5030	TRUCK PICKUP 1/2 T SUP 4WD GAS	\$81	\$378	\$986
659	5040	TRUCK PICKUP 1/2 T SUP 2WD GAS	\$81	\$378	\$986
659	5050	TRUCK PICKUP 1/2 T CREW 4WD GAS	\$104	\$437	\$1,076
659	5060	TRUCK PICKUP 1/2 T CREW 2WD GAS	\$104	\$437	\$1,076
659	5070	TRUCK PICKUP 3/4 T STD 4WD GAS	\$135	\$459	\$1,125
659	5080	TRUCK PICKUP 3/4 T STD 4WD DSL	\$135	\$459	\$1,125
659	5090	TRUCK PICKUP 3/4 T STD 2WD GAS	\$135	\$459	\$1,125
659	5100	TRUCK PICKUP 3/4 T STD 2WD GAS LIFT GATE	\$135	\$459	\$1,125
659	5120	TRUCK PICKUP 3/4 T SUP 4WD GAS	\$135	\$459	\$1,125
659	5130	TRUCK PICKUP 3/4 T SUP 4WD DSL	\$135	\$459	\$1,125
659	5140	TRUCK PICKUP 3/4 T SUP 2WD GAS	\$135	\$459	\$1,125
659	5150	TRUCK PICKUP 3/4 T SUP 2WD DSL	\$135	\$459	\$1,125
659	5160	TRUCK PICKUP 3/4 T CREW 4WD GAS	\$135	\$567	\$1,256
659	5170	TRUCK PICKUP 3/4 T CREW 4WD DSL	\$135	\$567	\$1,256
659	5180	TRUCK PICKUP 3/4 T CREW 2WD GAS	\$135	\$567	\$1,256
659	5200	TRUCK PICKUP 1 T STD 4WD GAS	\$149	\$626	\$1,346
659	5220	TRUCK PICKUP 1 T SUP 4WD GAS	\$149	\$626	\$1,346
659	5240	TRUCK PICKUP 1 T CREW 4WD GAS	\$176	\$689	\$1,436
659	5250	TRUCK PICKUP 1 T CREW 4WD DSL	\$176	\$689	\$1,436
659	5370	TRUCK SERVICE 1-1/2-2 T STD 4WD GAS	\$385	\$1,013	\$2,736
<u>TRUCKS AND TRAILERS - SERVICE TRUCKS</u>					
659	5330	TRUCK SERVICE 3/4-1 T STD 4WD GAS	\$320	\$851	\$2,160
659	5340	TRUCK SERVICE 3/4-1 T STD 4WD DSL	\$320	\$851	\$2,160

Omnia Platinum

*Customer agrees to keep confidential the information contained herein and not to reproduce or disclose any such information, in whole or in part, to any individual or entity, without the prior written consent of Herc Rentals. Customer and Herc hereby agree to the equipment and pricing as detailed herein and unless otherwise exempt, Customer agrees to be responsible for all applicable fees and charges as published at HercRentals.com, including, without limitation, environmental and emissions, refueling, vehicle licensing fees, preventative maintenance and transportation charges. Any equipment that is ordered by or on behalf of Customer locally at a Herc branch or other such location, that is not on the list of equipment in this schedule, will be negotiated locally at time of rental, up to an amount not to exceed the then-current list price for a standard rental shift, plus any additional hours, as published at HercRentals.com. Herc may at its sole discretion modify or terminate any pricing herein with 30 days notice to customer.*

**PRINT DATE: Friday, October 30, 2020**



**AFFECTED REGIONS / BRANCHES**

US National (Excluding Hawaii, North Dakota &amp; Midland)

Exhibit A

**EFFECTIVE DATES: FROM: 01/01/2021 THROUGH: 12/31/2021****Pricing Schedule #:**

<b>CAT-CLASS DESCRIPTION</b>			<b>DAY</b>	<b>WEEK</b>	<b>MONTH</b>
<u>TRUCKS AND TRAILERS - SERVICE TRUCKS</u>					
659	5350	TRUCK SERVICE 3/4-1 T STD 2WD GAS	\$320	\$851	\$2,160
659	5380	TRUCK SERVICE 1-1/2-2 T STD 4WD DSL	\$385	\$1,013	\$2,736
659	5425	TRUCK SERVICE 3/4-1 T CREW 4WD GAS	\$320	\$855	\$2,214
659	5440	TRUCK SERVICE 1-1/2-2 T CREW 4WD DSL	\$406	\$1,049	\$2,880
659	5450	TRUCK SERVICE 1-1/2-2 T CREW 2WD DSL	\$406	\$1,049	\$2,880
659	5840	TRUCK STKBD HI-RAIL STD 2WD DSL	\$406	\$1,049	\$3,150
<u>TRUCKS AND TRAILERS - SPECIALTY TRAILERS</u>					
610	1430	TRAILER PIPE DOLLY	\$81	\$324	\$729
610	2580	TRAILER TOOL ENCLOSED 8X44 25000 LBS	\$648	\$1,620	\$4,860
610	2585	TRAILER TOOL CRIB ENCLOSED 45-53 FT	\$284	\$851	\$2,552
<u>TRUCKS AND TRAILERS - SPECIALTY TRUCKS</u>					
659	6245	TRUCK STREET SWEEPER DSL	\$1,539	\$3,984	\$12,308
659	6470	TRUCK ASPHALT DISTRIBUTOR 2000 GAL	\$675	\$1,667	\$4,753
659	6480	TRUCK FORESTRY MOBILE CRANE	\$675	\$1,667	\$4,753
<u>TRUCKS AND TRAILERS - STAKE BODY TRUCKS</u>					
659	5600	TRUCK STKBD 12 FT 3/4-1 T STD 4WD GAS	\$180	\$644	\$1,440
659	5610	TRUCK STKBD 12 FT 3/4-1 T STD 4WD DSL	\$180	\$644	\$1,440
659	5620	TRUCK STKBD 12 FT 3/4-1 T STD 2WD GAS	\$180	\$644	\$1,440
659	5630	TRUCK STKBD 12 FT 1-1/2-2 T STD 4WD GAS	\$212	\$716	\$1,508
659	5640	TRUCK STKBD 12 FT 1-1/2-2 T STD 4WD DSL	\$212	\$716	\$1,508
659	5650	TRUCK STKBD 12 FT 1-1/2-2 T STD 2WD GAS	\$212	\$716	\$1,508
659	5660	TRUCK STKBD 12 FT 1-1/2-2 T STD 2WD DSL	\$212	\$716	\$1,508
659	5680	TRUCK STKBD 12 FT 3/4-1 T CREW 4WD GAS	\$239	\$721	\$1,620
659	5690	TRUCK STKBD 12 FT 3/4-1 T CREW 4WD DSL	\$239	\$721	\$1,620
659	5700	TRUCK STKBD 12 FT 3/4-1 T CREW 2WD GAS	\$239	\$721	\$1,620
659	5710	TRUCK STKBD 12 FT 3/4-1 T CREW 2WD DSL	\$239	\$721	\$1,620
659	5725	TRUCK STKBD 12 FT 1-1/2-2 T CREW 4WD GAS	\$270	\$838	\$1,710
659	5730	TRUCK STKBD 12 FT 1-1/2-2 T CREW 4WD DSL	\$270	\$838	\$1,710
659	5735	TRUCK STKBD 12 FT 1-1/2-2 T CREW 2WD GAS	\$270	\$838	\$1,710
659	5740	TRUCK STKBD 12 FT 1-1/2-2 T CREW 2WD DSL	\$270	\$838	\$1,710
659	5745	TRUCK STKBD 14 FT 1-1/2-2 T STD 2WD GAS	\$288	\$853	\$1,980
659	5750	TRUCK STKBD 14 FT 1-1/2-2 T STD 2WD DSL	\$288	\$853	\$1,980
659	5770	TRUCK STKBD 16 FT 1-1/2-2 T STD 2WD DSL	\$288	\$853	\$1,980
659	5780	TRUCK STKBD 16 FT 2-1/2-3 T STD 2WD DSL	\$306	\$935	\$1,980
659	5790	TRUCK STKBD 22 FT 2-1/2-3 T STD 2WD GAS	\$324	\$955	\$2,430
659	5800	TRUCK STKBD 22 FT 2-1/2-3 T STD 2WD DSL	\$324	\$955	\$2,430
659	5810	TRUCK RACK 18 FT 2-1/2-3 T CREW DSL	\$556	\$1,497	\$4,019
659	5870	VAN KUV UTLTY GAS 1 TON	\$203	\$675	\$1,710

Omnia Platinum

*Customer agrees to keep confidential the information contained herein and not to reproduce or disclose any such information, in whole or in part, to any individual or entity, without the prior written consent of Herc Rentals. Customer and Herc hereby agree to the equipment and pricing as detailed herein and unless otherwise exempt, Customer agrees to be responsible for all applicable fees and charges as published at HercRentals.com, including, without limitation, environmental and emissions, refueling, vehicle licensing fees, preventative maintenance and transportation charges. Any equipment that is ordered by or on behalf of Customer locally at a Herc branch or other such location, that is not on the list of equipment in this schedule, will be negotiated locally at time of rental, up to an amount not to exceed the then-current list price for a standard rental shift, plus any additional hours, as published at HercRentals.com. Herc may at its sole discretion modify or terminate any pricing herein with 30 days notice to customer.*

**PRINT DATE: Friday, October 30, 2020**



**AFFECTED REGIONS / BRANCHES**

US National (Excluding Hawaii, North Dakota &amp; Midland)

Exhibit A

**EFFECTIVE DATES: FROM: 01/01/2021 THROUGH: 12/31/2021****Pricing Schedule #:**

<b>CAT-CLASS DESCRIPTION</b>			<b>DAY</b>	<b>WEEK</b>	<b>MONTH</b>
<u>TRUCKS AND TRAILERS - STAKE BODY TRUCKS</u>					
659	5880	TRUCK UTILITY 3/4-1 T STD-SUP 4WD GAS	\$203	\$675	\$1,800
659	5885	TRUCK UTILITY 1 T STD-SUP 4WD GAS	\$221	\$698	\$1,890
659	5890	TRUCK UTILITY 3/4-1 T STD-SUP 4WD DSL	\$221	\$698	\$1,890
659	5900	TRUCK UTILITY 3/4-1 T STD-SUP 2WD GAS	\$203	\$675	\$1,800
659	5920	TRUCK UTILITY 3/4-1 T CREW 4WD GAS	\$266	\$743	\$2,070
659	5925	TRUCK UTILITY 1 T CREW 4WD GAS	\$292	\$743	\$2,070
659	5930	TRUCK UTILITY 3/4-1 T CREW 2WD GAS	\$266	\$743	\$2,070
659	5935	TRUCK UTILITY 1 T CREW 2WD W/CRANE GAS	\$556	\$1,497	\$4,019
659	5940	TRUCK UTILITY 1-1/2-2 T STD-SUP 4WD DSL	\$324	\$806	\$2,250
659	5945	TRUCK UTILITY 1-1/2-2 T STD-SUP 4WD GAS	\$266	\$743	\$2,070
659	5950	TRUCK UTILITY 1-1/2-2 T CREW 4WD DSL	\$288	\$838	\$2,340
659	5960	TRUCK UTILITY 1-1/2-2 T CREW 2WD DSL	\$324	\$806	\$2,250
659	5965	TRUCK CONTRACTOR 1-1/4-2 T STD 4WD GAS	\$302	\$810	\$2,250
659	5969	TRUCK CONTRACTOR 1-1/4-2 T STD 2WD GAS	\$324	\$891	\$2,389
659	5970	TRUCK CONTRACTOR 1-1/4-2 T STD 2WD DSL	\$324	\$891	\$2,390
<u>TRUCKS AND TRAILERS - STORAGE TRAILERS</u>					
610	2520	TRAILER ENCLOSED 6X12 3000 LB	\$90	\$360	\$720
610	2530	TRAILER ENCLOSED 6X12 7000 LB	\$99	\$395	\$788
610	2550	TRAILER ENCLOSED 8X20 7000 LB	\$117	\$466	\$992
610	2570	TRAILER REMEDIATION ENCLOSED 8X20 9995LB	\$122	\$304	\$860
610	2590	TRAILER ENCLOSED 8X53	\$97	\$292	\$689
610	2600	TRAILER OPEN TOP BOX 5X8 3000 LB	\$41	\$153	\$324
610	2610	TRAILER OPEN TOP BOX 5X10 3000 LB	\$45	\$168	\$356
610	2615	TRAILER OPEN TOP BOX 5X12 3000 LB	\$49	\$184	\$389
610	2620	TRAILER OPEN TOP BOX 6X10 3000 LB	\$53	\$199	\$421
610	2640	TRAILER OPEN TOP BOX 5X12 10000 LB	\$61	\$243	\$517
610	2780	CONTAINER 8FT X 8FT REFRIGERATED STORAGE	\$86	\$171	\$540
610	2790	CONTAINER 10 FT STORAGE	\$10	\$41	\$115
610	2800	CONTAINER 16 FT STORAGE	\$10	\$41	\$115
610	2801	CONTAINER 16 FT KARGO KING	\$27	\$108	\$257
610	2810	CONTAINER 20 FT STORAGE	\$10	\$41	\$115
610	2815	CONTAINER 20 FT STORAGE DOUBLE DOOR	\$13	\$51	\$129
610	2820	CONTAINER 24 FT STORAGE	\$26	\$103	\$257
610	2840	CONTAINER 40 FT STORAGE	\$17	\$68	\$171
610	2845	CONTAINER 40 FT STORAGE DOUBLE DOOR	\$22	\$86	\$214
610	2900	CONTAINER 20 FT OFFICE	\$22	\$99	\$385
610	2910	CONTAINER 40 FT OFFICE	\$44	\$198	\$770
610	3000	TRAILER SHADE 10 FT	\$43	\$129	\$385
<u>TRUCKS AND TRAILERS - SUVs</u>					

Omnia Platinum

*Customer agrees to keep confidential the information contained herein and not to reproduce or disclose any such information, in whole or in part, to any individual or entity, without the prior written consent of Herc Rentals. Customer and Herc hereby agree to the equipment and pricing as detailed herein and unless otherwise exempt, Customer agrees to be responsible for all applicable fees and charges as published at HercRentals.com, including, without limitation, environmental and emissions, refueling, vehicle licensing fees, preventative maintenance and transportation charges. Any equipment that is ordered by or on behalf of Customer locally at a Herc branch or other such location, that is not on the list of equipment in this schedule, will be negotiated locally at time of rental, up to an amount not to exceed the then-current list price for a standard rental shift, plus any additional hours, as published at HercRentals.com. Herc may at its sole discretion modify or terminate any pricing herein with 30 days notice to customer.*

**PRINT DATE: Friday, October 30, 2020**

**AFFECTED REGIONS / BRANCHES**

US National (Excluding Hawaii, North Dakota &amp; Midland)

Exhibit A

**EFFECTIVE DATES: FROM: 01/01/2021 THROUGH: 12/31/2021****Pricing Schedule #:**

<b>CAT-CLASS DESCRIPTION</b>			<b>DAY</b>	<b>WEEK</b>	<b>MONTH</b>
<u>TRUCKS AND TRAILERS - SUVs</u>					
659	5580	COMPACT SUV 5-6 PASSENGER GAS	\$90	\$365	\$1,076
659	5585	SUV STANDARD 7-8 PASSENGER GAS	\$135	\$520	\$1,188
<u>TRUCKS AND TRAILERS - TILT TRAILERS</u>					
610	1760	TRAILER TILT 2-3000 LB	\$32	\$116	\$280
610	1766	TRAILER TILT 6-7000 LB	\$48	\$174	\$419
610	1770	TRAILER TILT 10000 LB	\$73	\$203	\$428
610	1775	TRAILER TILT 12-13000 LB	\$98	\$278	\$522
610	1780	TRAILER TILT 14-15000 LB	\$102	\$287	\$540
610	1781	TRAILER TILT 15000 LB 4FT FIXED TOP DECK	\$130	\$367	\$691
610	1785	TRAILER TILT 16-17000 LB	\$134	\$381	\$716
610	1800	TRAILER TILT 25-26000 LB	\$209	\$593	\$1,116
<u>TRUCKS AND TRAILERS - TRAFFIC BARRIERS</u>					
660	2010	VEHICLE BARRIER	\$122	\$540	\$1,418
660	2015	VEHICLE BARRIER POSITIONING CART	\$41	\$180	\$507
<u>TRUCKS AND TRAILERS - TRAFFIC MONITORING</u>					
660	1100	RADAR SPEED MONITORING TRAILER	\$41	\$108	\$338
<u>TRUCKS AND TRAILERS - UTILITY TRAILERS</u>					
610	1059	TRAILER UTILITY PAN 3000 LB	\$41	\$153	\$324
610	1060	TRAILER UTILITY 3000 LB	\$41	\$153	\$324
610	1070	TRAILER UTILITY 5-6000 LB	\$53	\$199	\$421
610	1350	TRAILER STUMP GRINDER	\$41	\$153	\$324
610	1370	TRAILER TRENCHER	\$41	\$153	\$324
610	1390	TRAILER TILLER	\$41	\$153	\$324
610	1401	TRAILER CART OFF ROAD 1000LB	\$61	\$230	\$540
<u>TRUCKS AND TRAILERS - VACUUM &amp; POTHOLER TRAILERS</u>					
610	2455	TRAILER VACUUM EXC SYSTEM 500 GAL GAS	\$518	\$1,620	\$4,950
610	2460	TRAILER VACUUM EXC SYSTEM 500 GAL DSL	\$540	\$1,710	\$5,670
<u>TRUCKS AND TRAILERS - WATER TRAILERS</u>					
610	2420	TRAILER WATER 500 GALLON	\$122	\$432	\$851
610	2430	TRAILER WATER 800 GALLON	\$162	\$576	\$1,103
<u>TRUCKS AND TRAILERS - WATER TRUCKS</u>					
659	6030	TRUCK WATER 2000 GALLON GAS	\$405	\$1,215	\$2,340
659	6040	TRUCK WATER 2000 GALLON DSL	\$405	\$1,215	\$2,340
659	6050	TRUCK WATER 4000 GALLON DSL	\$509	\$1,710	\$3,780
659	6052	TRUCK WATER 4000 GALLON DSL 6X6	\$1,350	\$3,240	\$8,550

Omnia Platinum

**Customer agrees to keep confidential the information contained herein and not to reproduce or disclose any such information, in whole or in part, to any individual or entity, without the prior written consent of Herc Rentals. Customer and Herc hereby agree to the equipment and pricing as detailed herein and unless otherwise exempt, Customer agrees to be responsible for all applicable fees and charges as published at HercRentals.com, including, without limitation, environmental and emissions, refueling, vehicle licensing fees, preventative maintenance and transportation charges. Any equipment that is ordered by or on behalf of Customer locally at a Herc branch or other such location, that is not on the list of equipment in this schedule, will be negotiated locally at time of rental, up to an amount not to exceed the then-current list price for a standard rental shift, plus any additional hours, as published at HercRentals.com. Herc may at its sole discretion modify or terminate any pricing herein with 30 days notice to customer.**

**PRINT DATE: Friday, October 30, 2020**

**AFFECTED REGIONS / BRANCHES**

US National (Excluding Hawaii, North Dakota &amp; Midland)

Exhibit A

**EFFECTIVE DATES: FROM: 01/01/2021 THROUGH: 12/31/2021****Pricing Schedule #:**

<b>CAT-CLASS DESCRIPTION</b>			<b>DAY</b>	<b>WEEK</b>	<b>MONTH</b>
<u>TRUCKS AND TRAILERS - WATER TRUCKS</u>					
<u>UTILITY VEHICLES AND CARTS - OFF-ROAD UTILITY PASSENGER VEHICLES</u>					
630	2015	CART UTV 40 GALLON SPRAYER SKID MTD ELEC	\$81	\$185	\$446
630	2020	80 GALLON SPRAYER ELEC	\$49	\$139	\$324
<u>AIR COMPRESSORS ELEC &gt;25CFM - ELECTRIC</u>					
140	1705	COMPRESSOR ROTARY 1500CFM 2300V ELEC	\$628	\$1,733	\$4,680
<u>BOOMS ELECTRIC - STRAIGHTMAST BOOM LIFTS</u>					
410	2501	BOOM STRAIGHT 60FT JIB BLK ELEC	\$464	\$1,166	\$2,520
<u>BULK &amp; MISCELLANEOUS</u>					
100	8275	ALL TERRAIN MOBILE FALL PROTECTION GAS	\$725	\$1,800	\$4,455
100	8290	FALL PROTECTION ROLLING DECK EDGE SYSTEM	\$171	\$342	\$990
553	0002	CIRCUIT BREAKER, 480V/20A	\$6	\$17	\$44
553	0004	CIRCUIT BREAKER, 480V/40A	\$12	\$31	\$87
553	0005	CIRCUIT BREAKER, 480V/50A	\$5	\$10	\$27
553	0009	CIRCUIT BREAKER 480V 80A	\$24	\$73	\$219
553	0010	CIRCUIT BREAKER, 480V/100A	\$35	\$72	\$112
553	0015	CIRCUIT BREAKER, 480V/225A	\$45	\$83	\$133
553	0025	CIRCUIT BREAKER 600V / 400A	\$76	\$128	\$266
553	0027	CIRCUIT BREAKER 600V / 600A	\$89	\$144	\$293
553	0030	CIRCUIT BREAKER 600V / 200A	\$8	\$20	\$54
553	0035	CIRCUIT BREAKER 600V / 100A	\$5	\$13	\$37
553	0040	CIRCUIT BREAKER 600V / 60A	\$5	\$13	\$37
553	0045	CIRCUIT BREAKER 600V / 30A	\$5	\$13	\$37
553	0050	CIRCUIT BREAKER 600V / 250A	\$6	\$20	\$57
553	0055	CIRCUIT BREAKER 600V / 150A	\$8	\$8	\$21
553	0060	CIRCUIT BREAKER 600V / 125A	\$69	\$118	\$256
553	0061	ADJ CIRCUIT BREAKER 600V 70-250A	\$24	\$65	\$178
554	0020	POWER STRIP 6X20A OUTLET 6'	\$6	\$6	\$14
610	1005	TRAILER LANDSCAPE 5X8 1500 LB	\$41	\$153	\$324
779	2201	CHILLER LOOP HOSE 2X10 W/CAMLOCKS	\$6	\$13	\$21
779	2205	CHILLER LOOP HOSE 2X25 W/CAMLOCKS	\$8	\$16	\$32
779	2401	CHILLER LOOP HOSE 4"X10' W/CAMLOCKS	\$9	\$18	\$54
779	2405	CHILLER LOOP HOSE 4"X25' W/CAMLOCKS	\$14	\$27	\$81
779	2501	CHILLER LOOP HOSE 6"X10' W/CAMLOCKS	\$18	\$36	\$108
779	2505	CHILLER LOOP HOSE 6"X25' W/CAMLOCKS	\$23	\$45	\$135
800	5005	ACCESSORY TOOL BOX CROSSBACK PICKUP	\$14	\$37	\$77
800	5007	ACCESSORY 50GAL DSL FUEL TANK W/PUMP	\$28	\$55	\$115
800	5010	ACCESSORY 100GAL DSL FUEL TANK W/PUMP	\$48	\$84	\$166

Omnia Platinum

*Customer agrees to keep confidential the information contained herein and not to reproduce or disclose any such information, in whole or in part, to any individual or entity, without the prior written consent of Herc Rentals. Customer and Herc hereby agree to the equipment and pricing as detailed herein and unless otherwise exempt, Customer agrees to be responsible for all applicable fees and charges as published at HercRentals.com, including, without limitation, environmental and emissions, refueling, vehicle licensing fees, preventative maintenance and transportation charges. Any equipment that is ordered by or on behalf of Customer locally at a Herc branch or other such location, that is not on the list of equipment in this schedule, will be negotiated locally at time of rental, up to an amount not to exceed the then-current list price for a standard rental shift, plus any additional hours, as published at HercRentals.com. Herc may at its sole discretion modify or terminate any pricing herein with 30 days notice to customer.*

**PRINT DATE: Friday, October 30, 2020**

**AFFECTED REGIONS / BRANCHES**

US National (Excluding Hawaii, North Dakota &amp; Midland)

Exhibit A

**EFFECTIVE DATES: FROM: 01/01/2021 THROUGH: 12/31/2021****Pricing Schedule #:**

<b>CAT-CLASS DESCRIPTION</b>			<b>DAY</b>	<b>WEEK</b>	<b>MONTH</b>
<b>BULK &amp; MISCELLANEOUS</b>					
800	5011	ACCESSORY LUMBER/LADDER RACK F/PICKUP	\$16	\$50	\$149
800	5310	ACCESSORY BOOM/BASKET PROTECTIVE SYSTEM	\$122	\$122	\$122
902	1100	POINT F/TE-S DEMO HAMMER	\$6	\$19	\$57
902	1105	NARROW CHISEL F/TE-S DEMO HAMMER	\$6	\$19	\$57
902	1110	WIDE CHISEL F/TE-S DEMO HAMMER	\$8	\$24	\$71
902	1140	FLEX SCRAPER CHISEL F/TE-S HAMMER	\$21	\$60	\$179
902	5100	POINT F/BREAKER 1 SHANK	\$6	\$19	\$56
902	5105	NARROW CHISEL F/BREAKER 1 SHANK	\$6	\$19	\$56
902	5110	WIDE CHISEL F/BREAKER 1 SHANK	\$8	\$23	\$70
902	5125	CLAY SPADE F/BREAKER 1 SHANK	\$8	\$24	\$71
902	5200	POINT F/BREAKER 1-1/8 SHANK	\$8	\$23	\$70
902	5205	NARROW CHISEL F/BREAKER 1-1/8 SHANK	\$8	\$23	\$70
902	5210	WIDE CHISEL F/BREAKER 1-1/8 SHANK	\$8	\$23	\$70
902	5215	ASPHALT CUTTER F/BREAKER 1-1/8 SHANK	\$10	\$29	\$85
902	5225	CLAY SPADE F/BREAKER 1-1/8 SHANK	\$10	\$29	\$86
902	5300	POINT F/BREAKER 1-1/4 SHANK	\$8	\$23	\$70
902	5305	NARROW CHISEL F/BREAKER 1-1/4 SHANK	\$8	\$23	\$70
902	5400	MOIL POINT F/RCS CHIPPER	\$6	\$19	\$56
902	5405	NARROW CHISEL F/RCS CHIPPER	\$6	\$19	\$56
902	5430	BUSHING TOOL F/RCS CHIPPER	\$13	\$38	\$113
902	5505	NARROW CHISEL F/OCRS CHIPPER	\$6	\$20	\$59
902	5850	POINT F/JUMBO RIVET BUSTER	\$6	\$19	\$57
902	5855	CHISEL F/JUMBO RIVET BUSTER	\$6	\$19	\$57
902	6100	EACH CARBIDE SLIDE ON STRIPSERT LT	\$16	\$48	\$140
902	6102	EACH CARBIDE SLIDE ON STRIPSERT RT	\$16	\$48	\$140
902	6135	EACH DYMADOT DBL GRIND DOT PAD GRY 30GR	\$16	\$47	\$140
902	6170	EACH DYMASEG GRIND SEG GRY 18GR	\$16	\$47	\$140
902	6229	DIAMOND INSERTS F/FLOOR GRINDER	\$113	\$270	\$675
902	6243	CARBIDE GRINDING HEAD 17	\$70	\$211	\$634
902	6500	PRESSURE WASHER HOSE 3/8X50	\$4	\$11	\$31
902	6508	TELESCOPING WASHER WAND TO 12 FT	\$18	\$50	\$144
902	6517	COLD WATER PRESSURE WASHER GUN / WAND	\$5	\$14	\$44
902	6533	ROTARY SURFACE CLEANER 18-20 W/O WHLS	\$29	\$84	\$248
903	1000	DIAMOND HI SPD BLADE CONCRETE 12-16	\$21	\$59	\$177
903	1010	DIAMOND HI SPD BLADE ASPHALT 12-16	\$21	\$59	\$177
903	1050	DIAMOND ROAD SAW BLD CONCRETE 14-16	\$45	\$134	\$401
903	1060	DIAMOND ROAD SAW BLD ASPHALT 14-16	\$45	\$133	\$393
903	1070	DIAMOND ROAD SAW BLD CONCRETE 18-22	\$80	\$239	\$707
903	1080	DIAMOND ROAD SAW BLD ASPHALT 18-22	\$80	\$239	\$707
903	1090	DIAMOND ROAD SAW BLD CONCRETE 24-28	\$122	\$360	\$1,066
903	1100	DIAMOND ROAD SAW BLD ASPHALT 24-28	\$122	\$365	\$1,094

Omnia Platinum

**Customer agrees to keep confidential the information contained herein and not to reproduce or disclose any such information, in whole or in part, to any individual or entity, without the prior written consent of Herc Rentals. Customer and Herc hereby agree to the equipment and pricing as detailed herein and unless otherwise exempt, Customer agrees to be responsible for all applicable fees and charges as published at HercRentals.com, including, without limitation, environmental and emissions, refueling, vehicle licensing fees, preventative maintenance and transportation charges. Any equipment that is ordered by or on behalf of Customer locally at a Herc branch or other such location, that is not on the list of equipment in this schedule, will be negotiated locally at time of rental, up to an amount not to exceed the then-current list price for a standard rental shift, plus any additional hours, as published at HercRentals.com. Herc may at its sole discretion modify or terminate any pricing herein with 30 days notice to customer.**

**PRINT DATE: Friday, October 30, 2020**

**AFFECTED REGIONS / BRANCHES**

US National (Excluding Hawaii, North Dakota &amp; Midland)

Exhibit A

**EFFECTIVE DATES: FROM: 01/01/2021 THROUGH: 12/31/2021****Pricing Schedule #:**

<b>CAT-CLASS DESCRIPTION</b>			<b>DAY</b>	<b>WEEK</b>	<b>MONTH</b>
<b>BULK &amp; MISCELLANEOUS</b>					
903	1110	DIAMOND ROAD SAW BLD CONCRETE 30-36	\$166	\$487	\$1,433
903	1120	DIAMOND ROAD SAW BLD ASPHALT 30-36	\$166	\$487	\$1,433
903	2070	DIAMOND CORE BIT 2	\$21	\$60	\$178
903	2080	DIAMOND CORE BIT 2-1/2	\$21	\$60	\$178
903	2085	DIAMOND CORE BIT 3	\$24	\$73	\$214
903	2090	DIAMOND CORE BIT 3-1/2	\$25	\$73	\$215
903	2095	DIAMOND CORE BIT 4	\$29	\$86	\$251
903	2100	DIAMOND CORE BIT 4-1/2	\$30	\$86	\$252
903	2110	DIAMOND CORE BIT 5	\$33	\$98	\$288
903	2125	DIAMOND CORE BIT 6	\$50	\$146	\$428
903	2150	DIAMOND CORE BIT 8	\$78	\$230	\$678
903	2170	DIAMOND CORE BIT 10	\$105	\$312	\$923
903	2180	DIAMOND CORE BIT 12	\$145	\$430	\$1,275
904	0010	SKIDSTEER AUGER EXTENSION 24	\$19	\$57	\$159
904	0020	SKIDSTEER AUGER EXTENSION 36	\$19	\$71	\$219
904	0030	SKIDSTEER AUGER EXTENSION 48	\$21	\$74	\$205
904	1015	SKIDSTEER AUGER BIT 6	\$30	\$102	\$251
904	1025	SKIDSTEER AUGER BIT 9	\$27	\$97	\$212
904	1035	SKIDSTEER AUGER BIT 12	\$32	\$113	\$237
904	1050	SKIDSTEER AUGER BIT 16	\$23	\$76	\$196
904	1055	SKIDSTEER AUGER BIT 18	\$35	\$126	\$263
904	1065	SKIDSTEER AUGER BIT 24	\$41	\$129	\$303
904	1070	SKIDSTEER AUGER BIT 30	\$46	\$150	\$345
904	1075	SKIDSTEER AUGER BIT 36	\$58	\$181	\$429
911	3325	JOHNSON BAR WHEELED PRY	\$14	\$36	\$90
911	4631	PIPE MOUNTING CLAMP F/HACKSAW 4-12 PIPE	\$34	\$134	\$518
911	6600	PUSH/PULL LAWN ROLLER 24	\$15	\$34	\$69
911	8188	MANUAL REBAR CUTTER / BENDER 5/8 CAP	\$24	\$73	\$219
912	0200	UNIV DIE HEAD F/535 & 300 1/8-2 RH NPT	\$10	\$29	\$87
912	1500	ADJ PIPE STAND W/ V-HEAD	\$9	\$32	\$99
912	1510	PIPE DOLLY	\$48	\$122	\$325
912	1520	TRISTAND PIPE VISE	\$16	\$49	\$146
912	3110	CABLE ROLLER FOR RIGTIGHT SYSTEM	\$5	\$10	\$25
912	3200	STRAIGHT CABLE ROLLER F/12-18 TRAY	\$3	\$9	\$19
912	3202	STRAIGHT CABLE ROLLER F/20-24 TRAY	\$3	\$9	\$19
912	3204	STRAIGHT CABLE ROLLER F/24-30 TRAY	\$12	\$26	\$54
912	3206	STRAIGHT CABLE ROLLER F/30-36 TRAY	\$12	\$26	\$54
912	3212	RADIUS CABLE ROLLER F/20-24 TRAY	\$3	\$9	\$19
912	3214	RADIUS CABLE ROLLER F/24-30 TRAY	\$12	\$26	\$54
912	3232	CONVEYOR PULLING SHEAVE W/8 ROLLERS 36	\$26	\$78	\$233
912	3234	CONVEYOR PULLING SHEAVE W/10 ROLLER 48	\$17	\$53	\$158

Omnia Platinum

**Customer agrees to keep confidential the information contained herein and not to reproduce or disclose any such information, in whole or in part, to any individual or entity, without the prior written consent of Herc Rentals. Customer and Herc hereby agree to the equipment and pricing as detailed herein and unless otherwise exempt, Customer agrees to be responsible for all applicable fees and charges as published at HercRentals.com, including, without limitation, environmental and emissions, refueling, vehicle licensing fees, preventative maintenance and transportation charges. Any equipment that is ordered by or on behalf of Customer locally at a Herc branch or other such location, that is not on the list of equipment in this schedule, will be negotiated locally at time of rental, up to an amount not to exceed the then-current list price for a standard rental shift, plus any additional hours, as published at HercRentals.com. Herc may at its sole discretion modify or terminate any pricing herein with 30 days notice to customer.**

**PRINT DATE: Friday, October 30, 2020**

**AFFECTED REGIONS / BRANCHES**

US National (Excluding Hawaii, North Dakota &amp; Midland)

Exhibit A

**EFFECTIVE DATES: FROM: 01/01/2021 THROUGH: 12/31/2021****Pricing Schedule #:**

<b>CAT-CLASS DESCRIPTION</b>			<b>DAY</b>	<b>WEEK</b>	<b>MONTH</b>
<b><u>BULK &amp; MISCELLANEOUS</u></b>					
912	3246	TRAY SHEAVE	\$7	\$21	\$62
912	3248	TRIPLE SHEAVE CABLE GUIDE WITH HOOK	\$20	\$41	\$122
912	4000	SKY WELDER, 280A	\$61	\$134	\$323
912	4500	WELDING CABLE EXTENSION 1/0X50	\$14	\$31	\$67
912	4503	WELDING CABLE EXTENSION 1/0X100	\$29	\$77	\$150
912	4506	WELDING CABLE W/ GROUND CLAMP 1/0X50	\$11	\$25	\$57
912	4509	WELDING CABLE W/ GROUND CLAMP 1/0X100	\$20	\$44	\$101
912	4530	WELDING CABLE EXTENSION 2/0X50	\$13	\$27	\$61
912	4533	WELDING CABLE EXTENSION 2/0X100	\$19	\$47	\$102
912	4536	WELDING CABLE W/ GROUND CLAMP 2/0X50	\$13	\$27	\$59
912	4542	WELDING CABLE WHIP W/GRND CLAMP 2/0	\$9	\$16	\$32
912	4545	WELDING CABLE W/ ROD HOLDER 2/0X50	\$13	\$27	\$59
912	4551	WELDING CABLE WHIP W/ROD HLDR 2/0	\$12	\$22	\$41
912	4604	REMOTE OUTPUT CONTROL 14 PIN X 100	\$19	\$38	\$74
912	4658	WELDER INVERTER CST RACK F/8 PACK	\$24	\$61	\$158
912	5254	MANUAL FLANGE SPREADER 150# 2-20	\$9	\$24	\$63
913	1006	CONTAINMENT BERM 4X4	\$14	\$32	\$90
913	1012	CONTAINMENT BERM 6X6	\$36	\$90	\$248
913	1015	CONTAINMENT BERM 6X8	\$36	\$90	\$248
913	1016	CONTAINMENT BERM 6X10	\$36	\$90	\$248
913	1018	CONTAINMENT BERM 6X14	\$36	\$90	\$248
913	1021	CONTAINMENT BERM 7X11	\$36	\$90	\$248
913	1022	CONTAINMENT BERM 7X14	\$36	\$90	\$248
913	1023	CONTAINMENT BERM 7X13	\$36	\$90	\$248
913	1024	CONTAINMENT BERM 8X8	\$41	\$99	\$270
913	1027	CONTAINMENT BERM 8X10	\$41	\$99	\$270
913	1030	CONTAINMENT BERM 8X12	\$41	\$99	\$270
913	1031	CONTAINMENT BERM 8X14	\$41	\$99	\$270
913	1033	CONTAINMENT BERM 8X16	\$41	\$99	\$270
913	1036	CONTAINMENT BERM 9X12	\$41	\$99	\$270
913	1037	CONTAINMENT BERM 9X18	\$41	\$99	\$270
913	1039	CONTAINMENT BERM 10X10	\$59	\$149	\$405
913	1042	CONTAINMENT BERM 10X12	\$59	\$149	\$405
913	1045	CONTAINMENT BERM 10X14	\$59	\$149	\$405
913	1048	CONTAINMENT BERM 10X20	\$59	\$149	\$405
913	1051	CONTAINMENT BERM 12X12	\$59	\$149	\$405
913	1054	CONTAINMENT BERM 12X16	\$59	\$149	\$405
913	1057	CONTAINMENT BERM 12X20	\$81	\$198	\$540
913	1060	CONTAINMENT BERM 12X25	\$81	\$198	\$540
913	1065	CONTAINMENT BERM 12X36	\$99	\$252	\$675
913	1068	CONTAINMENT BERM 12X50	\$99	\$252	\$675

Omnia Platinum

**Customer agrees to keep confidential the information contained herein and not to reproduce or disclose any such information, in whole or in part, to any individual or entity, without the prior written consent of Herc Rentals. Customer and Herc hereby agree to the equipment and pricing as detailed herein and unless otherwise exempt, Customer agrees to be responsible for all applicable fees and charges as published at HercRentals.com, including, without limitation, environmental and emissions, refueling, vehicle licensing fees, preventative maintenance and transportation charges. Any equipment that is ordered by or on behalf of Customer locally at a Herc branch or other such location, that is not on the list of equipment in this schedule, will be negotiated locally at time of rental, up to an amount not to exceed the then-current list price for a standard rental shift, plus any additional hours, as published at HercRentals.com. Herc may at its sole discretion modify or terminate any pricing herein with 30 days notice to customer.**

**PRINT DATE: Friday, October 30, 2020**



**AFFECTED REGIONS / BRANCHES**

US National (Excluding Hawaii, North Dakota &amp; Midland)

Exhibit A

**EFFECTIVE DATES: FROM: 01/01/2021 THROUGH: 12/31/2021****Pricing Schedule #:**

<b>CAT-CLASS DESCRIPTION</b>			<b>DAY</b>	<b>WEEK</b>	<b>MONTH</b>
<b>BULK &amp; MISCELLANEOUS</b>					
913	1508	DIESEL EXHST SCRUBBER 91HP AND ABOVE	\$64	\$164	\$350
913	2208	TRUCK TOOLBOX FUEL TANK COMBO 70-100 GAL	\$79	\$87	\$102
913	2236	FUEL TANK 500 GALLON	\$78	\$212	\$623
913	2250	PROPANE TANK 5 GAL/20#	\$12	\$28	\$60
913	2252	PROPANE TANK 7 GAL/30#	\$14	\$32	\$59
913	2254	FORKLIFT PROPANE TANK 8 GAL/33#	\$12	\$35	\$72
913	2256	PROPANE TANK 10 GAL/40#	\$16	\$40	\$80
913	2260	PROPANE TANK 25 GAL/100#	\$12	\$40	\$80
913	2512	WORKSTATION PORTABLE	\$23	\$101	\$289
913	2550	TRUCK ACCESSORY/UTILITY RACK	\$21	\$44	\$104
913	2560	PICK UP TRUCK CAP/COVER	\$25	\$49	\$115
913	2630	HOSE & PIPE STORAGE RACK	\$16	\$37	\$88
913	2700	GPS EQUIPPED BASIC SERVICE	\$17	\$26	\$78
913	2720	PUMP MONITOR KIT: MODEM/SOLAR PANL	\$41	\$82	\$170
913	3052	SAFETY HARNESS & LANYARD KIT	\$20	\$40	\$111
913	3060	ZIP WALL PACKAGE 4X12 POLES/2 ZIPPER	\$18	\$32	\$63
913	3070	EYEWASH STATION	\$37	\$110	\$320
913	3415	TRAFFIC SIGN ROAD WORK AHEAD	\$17	\$50	\$100
913	3478	TRAFFIC SIGN SIDEWALK CLOSED	\$20	\$59	\$118
913	3703	REFL TRAFFIC BARRICADE W/O FLASHER 24	\$7	\$14	\$31
913	3704	REFL TRAFFIC BARRICADE W/FLASHER 24	\$10	\$17	\$34
913	3712	REFL TRAFFIC DELINEATOR W/BASE 42	\$5	\$10	\$20
913	3747	TRAFFIC CONE	\$4	\$8	\$16
913	3760	WATER FILLED TRAFFIC BARRICADE ORANGE	\$21	\$41	\$104
913	3762	WATER FILLED TRAFFIC BARRICADE WHITE	\$10	\$29	\$84
913	3766	WATER/CABLE TRAFFIC TL1/TL2 BARRICADE OR	\$21	\$41	\$104
913	3767	WATER/CABLE TRAFFIC TL1/TL2 BARRICADE WH	\$23	\$50	\$144
913	3770	PEDESTRIAN BARRICADE ADA ORG 72X38	\$9	\$23	\$72
913	3771	PEDESTRIAN BARRICADE ADA WHT 72X38	\$9	\$23	\$72
913	3780	WATER BARRICADE FENCE PANEL 4X6	\$5	\$18	\$45
913	3782	WATER BARRICADE SINGLE GATE 6X6 COMPLETE	\$9	\$23	\$63
913	3830	CROWD CONTROL BARRICADE 48X8	\$9	\$21	\$61
913	3860	NOISE REDUCTION WALL PANEL 81X52IN	\$9	\$18	\$50
913	4004	COMBINATION HITCH PINTLE & 2 BALL	\$12	\$33	\$69
913	4006	COMBINATION HITCH PINTLE & 2-5/16 BALL	\$12	\$27	\$69
913	4106	TIE DOWN BINDER CHAIN G7 3/8 10-16	\$9	\$22	\$51
913	4110	TIE DOWN BINDER CHAIN G7 3/8X20	\$7	\$14	\$24
913	4122	RATCHET LOAD BINDER F/3/8-1/2 CHAIN	\$8	\$17	\$34
913	4502	ROAD PLATE 5X8	\$95	\$189	\$569
913	4504	ROAD PLATE 5X10	\$47	\$122	\$327
913	4508	ROAD PLATE 8X10	\$41	\$117	\$329

Omnia Platinum

**Customer agrees to keep confidential the information contained herein and not to reproduce or disclose any such information, in whole or in part, to any individual or entity, without the prior written consent of Herc Rentals. Customer and Herc hereby agree to the equipment and pricing as detailed herein and unless otherwise exempt, Customer agrees to be responsible for all applicable fees and charges as published at HercRentals.com, including, without limitation, environmental and emissions, refueling, vehicle licensing fees, preventative maintenance and transportation charges. Any equipment that is ordered by or on behalf of Customer locally at a Herc branch or other such location, that is not on the list of equipment in this schedule, will be negotiated locally at time of rental, up to an amount not to exceed the then-current list price for a standard rental shift, plus any additional hours, as published at HercRentals.com. Herc may at its sole discretion modify or terminate any pricing herein with 30 days notice to customer.**

**PRINT DATE: Friday, October 30, 2020**



**AFFECTED REGIONS / BRANCHES**

US National (Excluding Hawaii, North Dakota &amp; Midland)

Exhibit A

**EFFECTIVE DATES: FROM: 01/01/2021 THROUGH: 12/31/2021****Pricing Schedule #:**

<b>CAT-CLASS DESCRIPTION</b>			<b>DAY</b>	<b>WEEK</b>	<b>MONTH</b>
<b>BULK &amp; MISCELLANEOUS</b>					
913	4516	ROAD PLATE 8X20	\$91	\$227	\$627
913	5130	LED AREA LIGHT W/TRIPOD	\$37	\$112	\$336
913	5134	LED WORK LIGHT W/TRIPOD DUAL HEAD	\$37	\$73	\$150
913	5152	EXP PRF LED AREA LIGHT 75W 120V	\$81	\$243	\$608
913	5210	TEMPORARY LIGHT STRING 50	\$11	\$27	\$68
913	5212	TEMPORARY LIGHT STRING 100	\$23	\$70	\$149
920	1003	INCREASER / REDUCER 3X2	\$6	\$13	\$31
920	1009	INCREASER / REDUCER 4X3	\$9	\$21	\$57
920	1024	INCREASER / REDUCER 6X3	\$15	\$44	\$130
920	1027	INCREASER / REDUCER 6X4	\$17	\$50	\$149
920	1039	INCREASER / REDUCER 8X6	\$21	\$23	\$28
920	1054	INCREASER / REDUCER 10X8	\$17	\$50	\$138
920	1066	INCREASER / REDUCER 12X6	\$51	\$57	\$169
920	1069	INCREASER / REDUCER 12X8	\$22	\$63	\$188
920	1072	INCREASER / REDUCER 12X10	\$22	\$62	\$187
920	1095	INCREASER / REDUCER 14X12	\$7	\$22	\$63
920	1115	INCREASER / REDUCER 16X12	\$37	\$107	\$308
920	1130	INCREASER / REDUCER 18X12	\$16	\$33	\$96
920	1159	INCREASER / REDUCER 20X18	\$30	\$88	\$262
920	2018	PIPE 90 DEG ELL 4 IN BY VARIOUS OUTPUT	\$5	\$10	\$23
920	2024	PIPE 90 DEG ELL 6 IN BY VARIOUS OUTPUT	\$9	\$16	\$38
920	2028	PIPE 45 DEG ELL 8 IN BY VARIOUS OUTPUT	\$23	\$24	\$26
920	2030	PIPE 90 DEG ELL 8 IN BY VARIOUS OUTPUT	\$23	\$39	\$88
920	2036	PIPE 90 DEG ELL 10 IN BY VARIOUS OUTPUT	\$21	\$59	\$174
920	2040	PIPE 45 DEG ELL 12 IN BY VARIOUS OUTPUT	\$66	\$70	\$85
920	2042	PIPE 90 DEG ELL 12 IN BY VARIOUS OUTPUT	\$24	\$70	\$212
920	2109	PIPE TEE 4 IN BY VARIOUS OUTPUT	\$12	\$31	\$89
920	2112	PIPE TEE 6 IN BY VARIOUS OUTPUT	\$10	\$26	\$74
920	2115	PIPE TEE 8 IN BY VARIOUS OUTPUT	\$12	\$32	\$95
920	2121	PIPE TEE 12 IN BY VARIOUS OUTPUT	\$228	\$228	\$234
920	2168	PIPE WYE 12 IN BY VARIOUS OUTPUT	\$20	\$48	\$126
920	2334	PIPE ADAPTER 6 FLANGE X F NPT	\$13	\$35	\$104
920	2340	PIPE ADAPTER 8 FLANGE X F BAUER	\$20	\$23	\$26
920	2341	PIPE ADAPTER 8 FLANGE X M BAUER	\$21	\$23	\$27
920	2772	PIPE ADAPTER 4 F CAM X F NPT TYPE D	\$5	\$13	\$33
920	3309	SUCTION HOSE STRAINER 4	\$17	\$50	\$148
920	3312	SUCTION HOSE STRAINER 6	\$19	\$32	\$58
920	3315	SUCTION HOSE STRAINER 8	\$14	\$42	\$123
920	3509	WATER PIPE / HOSE MANIFOLD 4	\$29	\$82	\$244
920	3512	WATER PIPE / HOSE MANIFOLD 6	\$39	\$114	\$302
920	3515	WATER PIPE / HOSE MANIFOLD 8	\$41	\$122	\$383

Omnia Platinum

**Customer agrees to keep confidential the information contained herein and not to reproduce or disclose any such information, in whole or in part, to any individual or entity, without the prior written consent of Herc Rentals. Customer and Herc hereby agree to the equipment and pricing as detailed herein and unless otherwise exempt, Customer agrees to be responsible for all applicable fees and charges as published at HercRentals.com, including, without limitation, environmental and emissions, refueling, vehicle licensing fees, preventative maintenance and transportation charges. Any equipment that is ordered by or on behalf of Customer locally at a Herc branch or other such location, that is not on the list of equipment in this schedule, will be negotiated locally at time of rental, up to an amount not to exceed the then-current list price for a standard rental shift, plus any additional hours, as published at HercRentals.com. Herc may at its sole discretion modify or terminate any pricing herein with 30 days notice to customer.**

**PRINT DATE: Friday, October 30, 2020**

**AFFECTED REGIONS / BRANCHES**

US National (Excluding Hawaii, North Dakota &amp; Midland)

Exhibit A

**EFFECTIVE DATES: FROM: 01/01/2021 THROUGH: 12/31/2021****Pricing Schedule #:**

<b>CAT-CLASS DESCRIPTION</b>			<b>DAY</b>	<b>WEEK</b>	<b>MONTH</b>
<b>BULK &amp; MISCELLANEOUS</b>					
920	3521	WATER PIPE / HOSE MANIFOLD 12	\$84	\$206	\$573
920	3610	PUMP CONTROL PANEL AUTOMATIC	\$16	\$49	\$147
920	3620	PUMP CONTROL PANEL MANUAL	\$13	\$34	\$102
920	3640	WATER PUMP FLOAT SWITCH SINGLE	\$5	\$13	\$37
920	3650	SUBMERSIBLE PUMP RAFT	\$34	\$100	\$307
920	3680	MAGNETIC GPM FLOW METER INDICATOR/TOTAL	\$51	\$153	\$459
920	4215	GATE VALVE 4	\$29	\$82	\$124
920	4220	GATE VALVE 6	\$26	\$77	\$229
920	4225	GATE VALVE 8	\$20	\$52	\$138
920	4230	GATE VALVE 10	\$32	\$37	\$109
920	4235	GATE VALVE 12	\$14	\$40	\$117
920	4340	CHECK VALVE 8	\$8	\$23	\$69
920	4406	FLANGED BLEEDER VALVE 6	\$13	\$22	\$50
920	6003	KANAFLEX SUCTION HOSE CAM CPLNG 2X20	\$7	\$20	\$59
920	6006	KANAFLEX SUCTION HOSE CAM CPLNG 3X20	\$9	\$25	\$74
920	6009	KANAFLEX SUCTION HOSE CAM CPLNG 4X20	\$12	\$35	\$103
920	6011	KANAFLEX SUCTION HOSE CAM CPLNG 6X10	\$21	\$57	\$158
920	6012	KANAFLEX SUCTION HOSE CAM CPLNG 6X20	\$39	\$97	\$257
920	6014	KANAFLEX SUCTION HOSE CAM CPLNG 8X10	\$33	\$95	\$288
920	6015	KANAFLEX SUCTION HOSE CAM CPLNG 8X20	\$50	\$153	\$437
920	6029	KANAFLEX SUCTION HOSE BAUER CPLNG 4X20	\$18	\$53	\$158
920	6032	KANAFLEX SUCTION HOSE BAUER CPLNG 6X20	\$31	\$87	\$264
920	6035	KANAFLEX SUCTION HOSE BAUER CPLNG 8X20	\$73	\$158	\$389
920	6040	KANAFLEX SUCTION HOSE BAUER CPLNG 12X10	\$46	\$135	\$401
920	6041	KANAFLEX SUCTION HOSE BAUER CPLNG 12X20	\$85	\$248	\$745
920	6203	PVC SUCTION HOSE CAM CPLNG 2X20	\$14	\$36	\$71
920	6206	PVC SUCTION HOSE CAM CPLNG 3X20	\$18	\$46	\$104
920	6209	PVC SUCTION HOSE CAM CPLNG 4X20	\$24	\$51	\$106
920	6212	PVC SUCTION HOSE CAM CPLNG 6X20	\$16	\$49	\$140
920	6400	RUBBER SUCTION HOSE CAM CPLNG 1X20	\$12	\$32	\$62
920	6403	RUBBER SUCTION HOSE CAM CPLNG 2X20	\$15	\$34	\$69
920	6406	RUBBER SUCTION HOSE CAM CPLNG 3X20	\$18	\$46	\$92
920	6409	RUBBER SUCTION HOSE CAM CPLNG 4X20	\$55	\$162	\$484
920	6411	RUBBER SUCTION HOSE CAM CPLNG 6X10	\$32	\$86	\$173
920	6412	RUBBER SUCTION HOSE CAM CPLNG 6X20	\$50	\$114	\$236
920	6429	RUBBER SUCTION HOSE BAUER CPLNG 4X20	\$41	\$124	\$372
920	6432	RUBBER SUCTION HOSE BAUER CPLNG 6X20	\$44	\$89	\$203
920	6434	RUBBER SUCTION HOSE BAUER CPLNG 8X10	\$56	\$109	\$221
920	6435	RUBBER SUCTION HOSE BAUER CPLNG 8X20	\$86	\$169	\$483
920	6437	RUBBER SUCTION HOSE BAUER CPLNG 10X10	\$86	\$169	\$485
920	6440	RUBBER SUCTION HOSE BAUER CPLNG 12X10	\$50	\$122	\$330

Omnia Platinum

**Customer agrees to keep confidential the information contained herein and not to reproduce or disclose any such information, in whole or in part, to any individual or entity, without the prior written consent of Herc Rentals. Customer and Herc hereby agree to the equipment and pricing as detailed herein and unless otherwise exempt, Customer agrees to be responsible for all applicable fees and charges as published at HercRentals.com, including, without limitation, environmental and emissions, refueling, vehicle licensing fees, preventative maintenance and transportation charges. Any equipment that is ordered by or on behalf of Customer locally at a Herc branch or other such location, that is not on the list of equipment in this schedule, will be negotiated locally at time of rental, up to an amount not to exceed the then-current list price for a standard rental shift, plus any additional hours, as published at HercRentals.com. Herc may at its sole discretion modify or terminate any pricing herein with 30 days notice to customer.**

**PRINT DATE: Friday, October 30, 2020**

**AFFECTED REGIONS / BRANCHES**

US National (Excluding Hawaii, North Dakota &amp; Midland)

Exhibit A

**EFFECTIVE DATES: FROM: 01/01/2021 THROUGH: 12/31/2021****Pricing Schedule #:**

<b>CAT-CLASS DESCRIPTION</b>			<b>DAY</b>	<b>WEEK</b>	<b>MONTH</b>
<b>BULK &amp; MISCELLANEOUS</b>					
920	6482	RUBBER SUCTION HOSE VICT CPLNG 6X20	\$5	\$16	\$46
920	6515	RUBBER SUCTION HOSE FLNG CPLNG 8X20	\$49	\$122	\$320
920	6518	RUBBER SUCTION HOSE FLNG CPLNG 10X20	\$73	\$186	\$527
920	6521	RUBBER SUCTION HOSE FLNG CPLNG 12X20	\$87	\$223	\$632
920	6530	RUBBER SUCTION HOSE FLNG CPLNG 16X20	\$122	\$365	\$1,094
920	6616	COMPOSITE DISCHARGE HOSE W/FLANGE 3X20	\$8	\$29	\$81
920	6623	COMPOSITE DISCHARGE HOSE W/FLANGE 4X10	\$23	\$69	\$211
920	6626	COMPOSITE DISCHARGE HOSE W/FLANGE 4X20	\$50	\$149	\$448
920	6636	COMPOSITE DISCHARGE HOSE W/FLANGE 6X20	\$59	\$172	\$509
920	6643	COMPOSITE DISCHARGE HOSE W/FLANGE 8X10	\$122	\$240	\$479
920	6646	COMPOSITE DISCHARGE HOSE W/FLANGE 8X20	\$64	\$187	\$549
920	6657	COMPOSITE DISCHARGE HOSE W/FLANGE 10X20	\$49	\$134	\$385
920	6663	COMPOSITE DISCHARGE HOSE W/FLANGE 12X10	\$37	\$110	\$329
920	6666	COMPOSITE DISCHARGE HOSE W/FLANGE 12X20	\$97	\$194	\$583
920	6803	CANVAS FIRE HOSE 1-1/2X50	\$6	\$20	\$58
920	6818	CANVAS FIRE HOSE 2-1/2X50	\$10	\$30	\$87
920	6827	CANVAS FIRE HOSE 3X50	\$12	\$27	\$51
920	7004	CHEMICAL HOSE W/SSTL CAMLOCK 1X20	\$16	\$45	\$135
920	7014	CHEMICAL HOSE W/SSTL CAMLOCK 2X20	\$20	\$59	\$180
920	7024	CHEMICAL HOSE W/SSTL CAMLOCK 3X20	\$23	\$63	\$225
920	7034	CHEMICAL HOSE W/SSTL CAMLOCK 4X20	\$36	\$90	\$270
920	7044	CHEMICAL HOSE W/SSTL CAMLOCK 6X20	\$41	\$108	\$315
920	7054	CHEMICAL HOSE W/SSTL FLANGE 2X20	\$33	\$99	\$281
920	7065	CHEMICAL HOSE W/SSTL FLANGE 3X20	\$48	\$139	\$413
920	7074	CHEMICAL HOSE W/SSTL FLANGE 4X20	\$58	\$172	\$516
920	7084	CHEMICAL HOSE W/SSTL FLANGE 6X20	\$67	\$203	\$605
920	7103	ORAFLEX DISCHARGE HOSE CAM CPLNG 2X50	\$17	\$39	\$91
920	7106	ORAFLEX DISCHARGE HOSE CAM CPLNG 3X50	\$19	\$55	\$145
920	7109	ORAFLEX DISCHARGE HOSE CAM CPLNG 4X50	\$21	\$52	\$131
920	7118	ORAFLEX DISCHARGE HOSE CAM CPLNG 6X50	\$35	\$88	\$232
920	7121	ORAFLEX DISCHARGE HOSE CAM CPLNG 8X50	\$80	\$223	\$607
920	7129	ORAFLEX DISCHARGE HOSE BAUER CPLNG 4X50	\$41	\$61	\$122
920	7132	ORAFLEX DISCHARGE HOSE BAUER CPLNG 6X50	\$49	\$97	\$162
920	7135	ORAFLEX DISCHARGE HOSE BAUER CPLNG 8X50	\$69	\$171	\$447
920	7218	ORAFLEX DISCHARGE HOSE FLNG CPLNG 10X50	\$47	\$126	\$353
920	7303	PVC DISCHARGE HOSE CAM CPLNG 2X50	\$6	\$19	\$57
920	7306	PVC DISCHARGE HOSE CAM CPLNG 3X50	\$10	\$29	\$86
920	7309	PVC DISCHARGE HOSE CAM CPLNG 4X50	\$14	\$43	\$129
920	7312	PVC DISCHARGE HOSE CAM CPLNG 6X50	\$52	\$132	\$282
920	7341	PVC DISCHARGE HOSE BAUER CPLNG 12X50	\$81	\$241	\$725
920	7402	RUBBER DISCHARGE HOSE CAM CPLNG 2X25	\$10	\$18	\$37

Omnia Platinum

**Customer agrees to keep confidential the information contained herein and not to reproduce or disclose any such information, in whole or in part, to any individual or entity, without the prior written consent of Herc Rentals. Customer and Herc hereby agree to the equipment and pricing as detailed herein and unless otherwise exempt, Customer agrees to be responsible for all applicable fees and charges as published at HercRentals.com, including, without limitation, environmental and emissions, refueling, vehicle licensing fees, preventative maintenance and transportation charges. Any equipment that is ordered by or on behalf of Customer locally at a Herc branch or other such location, that is not on the list of equipment in this schedule, will be negotiated locally at time of rental, up to an amount not to exceed the then-current list price for a standard rental shift, plus any additional hours, as published at HercRentals.com. Herc may at its sole discretion modify or terminate any pricing herein with 30 days notice to customer.**

**PRINT DATE: Friday, October 30, 2020**

**AFFECTED REGIONS / BRANCHES**

US National (Excluding Hawaii, North Dakota &amp; Midland)

Exhibit A

**EFFECTIVE DATES: FROM: 01/01/2021 THROUGH: 12/31/2021****Pricing Schedule #:**

<b>CAT-CLASS DESCRIPTION</b>			<b>DAY</b>	<b>WEEK</b>	<b>MONTH</b>
<b>BULK &amp; MISCELLANEOUS</b>					
920	7403	RUBBER DISCHARGE HOSE CAM CPLNG 2X50	\$14	\$30	\$64
920	7406	RUBBER DISCHARGE HOSE CAM CPLNG 3X50	\$13	\$28	\$75
920	7408	RUBBER DISCHARGE HOSE CAM CPLNG 4X25	\$12	\$30	\$71
920	7409	RUBBER DISCHARGE HOSE CAM CPLNG 4X50	\$25	\$59	\$139
920	7412	RUBBER DISCHARGE HOSE CAM CPLNG 6X50	\$64	\$135	\$332
920	7435	RUBBER DISCHARGE HOSE BAUER CPLNG 8X50	\$48	\$113	\$298
920	7455	RUBBER DISCHARGE HOSE PIN CPLNG 3X25	\$8	\$20	\$53
920	7515	RUBBER DISCHARGE HOSE FLNG CPLNG 8X50	\$97	\$292	\$871
920	7518	RUBBER DISCHARGE HOSE FLNG CPLNG 10X50	\$98	\$291	\$890
920	7521	RUBBER DISCHARGE HOSE FLNG CPLNG 12X50	\$162	\$486	\$1,458
920	7705	OIL SUCT/DISCH HOSE FLNG CPLNG 2X20	\$35	\$104	\$308
920	7715	OIL SUCT/DISCH HOSE FLNG CPLNG 3X20	\$38	\$117	\$350
920	7720	OIL SUCT/DISCH HOSE 4XSPECIAL LE	\$41	\$119	\$352
920	7725	OIL SUCT/DISCH HOSE FLNG CPLNG 4X20	\$54	\$108	\$203
920	7735	OIL SUCT/DISCH HOSE FLNG CPLNG 6X20	\$57	\$171	\$360
920	7745	OIL SUCT/DISCH HOSE FLNG CPLNG 8X20	\$65	\$193	\$450
920	7755	OIL SUCT/DISCH HOSE FLNG CPLNG 10X20	\$83	\$248	\$540
920	7762	OIL SUCT/DISCH HOSE FLNG CPLNG 12X10	\$96	\$285	\$630
920	7765	OIL SUCT/DISCH HOSE FLNG CPLNG 12X20	\$104	\$309	\$926
920	7772	OIL SUCT/DISCH HOSE FLNG CPLNG 14X10	\$104	\$311	\$928
920	7903	STAINLESS STEEL HOSE MNPT CPLNG 3/4X50	\$10	\$31	\$91
920	7905	STAINLESS STEEL HOSE 1X20	\$14	\$40	\$79
920	7910	STAINLESS STEEL HOSE 1X50	\$23	\$59	\$145
920	7915	STAINLESS STEEL HOSE 2X20	\$33	\$98	\$289
920	7916	STAINLESS STEEL HOSE 2X20 W/300# FLNG	\$37	\$110	\$329
920	7925	STAINLESS STEEL HOSE 3X20	\$38	\$115	\$347
920	7933	STAINLESS STEEL HOSE 4X10	\$21	\$64	\$191
920	7935	STAINLESS STEEL HOSE 4X20	\$50	\$149	\$445
920	7943	STAINLESS STEEL HOSE 6X10	\$61	\$183	\$547
920	7945	STAINLESS STEEL HOSE 6X20	\$66	\$198	\$589
920	7955	STAINLESS STEEL HOSE 8X20	\$83	\$239	\$712
920	7975	STAINLESS STEEL HOSE 12X20	\$86	\$261	\$760
920	8144	HYDRAULIC HOSE 1X50	\$32	\$95	\$285
920	8154	HYDRAULIC HOSE 1-1/4X50	\$23	\$68	\$198
920	8164	HYDRAULIC HOSE 1-1/2X50	\$30	\$84	\$253
920	8225	CARBON STEEL HOSE W/FLANGE 6X20	\$75	\$149	\$290
920	8230	CARBON STEEL HOSE W/FLANGE 8X20	\$97	\$194	\$377
920	8458	RUBBER WATER HOSE W/GH FTGS 3/4X50	\$5	\$14	\$43
920	9012	SINGLE SIZE TEST PIPE PLUG 8	\$4	\$13	\$32
920	9024	SINGLE SIZE TEST PIPE PLUG 24	\$73	\$215	\$648
920	9062	MULTI SIZE TEST BALL UP TO 12	\$48	\$135	\$408

Omnia Platinum

**Customer agrees to keep confidential the information contained herein and not to reproduce or disclose any such information, in whole or in part, to any individual or entity, without the prior written consent of Herc Rentals. Customer and Herc hereby agree to the equipment and pricing as detailed herein and unless otherwise exempt, Customer agrees to be responsible for all applicable fees and charges as published at HercRentals.com, including, without limitation, environmental and emissions, refueling, vehicle licensing fees, preventative maintenance and transportation charges. Any equipment that is ordered by or on behalf of Customer locally at a Herc branch or other such location, that is not on the list of equipment in this schedule, will be negotiated locally at time of rental, up to an amount not to exceed the then-current list price for a standard rental shift, plus any additional hours, as published at HercRentals.com. Herc may at its sole discretion modify or terminate any pricing herein with 30 days notice to customer.**

**PRINT DATE: Friday, October 30, 2020**

**AFFECTED REGIONS / BRANCHES**

US National (Excluding Hawaii, North Dakota &amp; Midland)

Exhibit A

**EFFECTIVE DATES: FROM: 01/01/2021 THROUGH: 12/31/2021****Pricing Schedule #:**

<b>CAT-CLASS DESCRIPTION</b>			<b>DAY</b>	<b>WEEK</b>	<b>MONTH</b>
<b>BULK &amp; MISCELLANEOUS</b>					
920	9066	MULTI SIZE TEST BALL UP TO 18	\$50	\$149	\$446
920	9068	MULTI SIZE TEST BALL UP TO 24	\$18	\$51	\$151
920	9072	MULTI SIZE TEST BALL UP TO 36	\$19	\$54	\$146
920	9074	MULTI SIZE TEST BALL UP TO 48	\$215	\$709	\$2,127
920	9162	TEST BALL LIFT LINE W/HOSE & GAUGES	\$29	\$86	\$256
921	1088	PCS OF ALUM PIPE 8X40 VICTAULIC	\$63	\$183	\$373
921	1128	PCS OF ALUM PIPE 12X40 VICTAULIC	\$77	\$239	\$478
921	1518	PCS OF CERTALOK PVC PIPING 6X20	\$5	\$12	\$12
921	1568	PCS OF CERTALOK PVC PIPING 12X20	\$13	\$17	\$34
921	1814	FT OF FUSEABLE HDPE PIPE 8	\$3	\$3	\$6
921	1816	FT OF FUSEABLE HDPE PIPE 10	\$3	\$3	\$6
921	1818	FT OF FUSEABLE HDPE PIPE 12	\$3	\$3	\$6
921	1820	FT OF FUSEABLE HDPE PIPE 14	\$3	\$3	\$6
921	1822	FT OF FUSEABLE HDPE PIPE 16	\$3	\$3	\$6
921	1824	FT OF FUSEABLE HDPE PIPE 18	\$3	\$3	\$6
921	1826	FT OF FUSEABLE HDPE PIPE 20	\$3	\$3	\$6
921	1854	HDPE PIPE W/BAUER CPLNG 6X20	\$14	\$27	\$59
921	1862	HDPE PIPE W/BAUER CPLNG 8X20	\$16	\$32	\$69
921	1924	HDPE PIPE W/FLANGE CPLNGS 8X40	\$18	\$36	\$108
921	1942	HDPE PIPE W/FLANGE CPLNG 12X40	\$27	\$57	\$135
921	1986	HDPE PIPE W/FLANGE CPLNG 24X50	\$158	\$450	\$1,125
921	2150	HDPE FLOAT TEE PIPE W/STRAINER 4	\$13	\$32	\$89
921	2152	HDPE FLOAT TEE PIPE W/ STRAINER 6	\$13	\$37	\$114
921	2156	HDPE FLOAT TEE PIPE W/ STRAINER 12	\$22	\$56	\$165
921	2164	HDPE FLOAT TEE PIPE W/ STRAINER 20	\$27	\$46	\$124
921	2168	HDPE FLOAT TEE PIPE W/ STRAINER 24	\$65	\$105	\$256
921	2180	HDPE FLOAT PIPE W/8 STRNR 8 FLNG	\$27	\$78	\$232
921	2188	HDPE RDC FLOAT PIPE W/16 STRNR 14 FLNG	\$41	\$128	\$382
921	2192	HDPE RDC FLOAT PIPE W/18 STRNR 12 FLNG	\$26	\$57	\$166
921	2228	HDPE FITTING 12X90 DEG	\$50	\$99	\$170
921	2238	HDPE FITTING 18X90 DEG	\$96	\$287	\$864
921	2270	HDPE TEE 12 INPUT BY VARIOUS OUTPUT	\$171	\$511	\$1,533
921	2530	PCS GALV STL PIPE W/BAUER CPLNG 8X20	\$57	\$60	\$67
921	2546	PCS GALV STL PIPE W/BAUER CPLNG 12X10	\$47	\$47	\$54
921	2584	BAUER ELBOW 6X45 DEG	\$14	\$41	\$122
921	2586	BAUER ELBOW 6X90 DEG	\$14	\$43	\$125
925	1714	AIR HOSE ASSY 3/8X50 CRWFT CPLNG	\$5	\$14	\$44
925	1715	AIR HOSE ASSY 3/8X50 QD CPLNG	\$10	\$25	\$53
925	1734	AIR HOSE ASSY 3/4X50 CRWFT CPLNG	\$6	\$19	\$57
925	1735	AIR HOSE ASSY 3/4X50 THOR CPLNG	\$16	\$46	\$77
925	1802	AIR HOSE ASSY 2X25	\$9	\$27	\$81

Omnia Platinum

**Customer agrees to keep confidential the information contained herein and not to reproduce or disclose any such information, in whole or in part, to any individual or entity, without the prior written consent of Herc Rentals. Customer and Herc hereby agree to the equipment and pricing as detailed herein and unless otherwise exempt, Customer agrees to be responsible for all applicable fees and charges as published at HercRentals.com, including, without limitation, environmental and emissions, refueling, vehicle licensing fees, preventative maintenance and transportation charges. Any equipment that is ordered by or on behalf of Customer locally at a Herc branch or other such location, that is not on the list of equipment in this schedule, will be negotiated locally at time of rental, up to an amount not to exceed the then-current list price for a standard rental shift, plus any additional hours, as published at HercRentals.com. Herc may at its sole discretion modify or terminate any pricing herein with 30 days notice to customer.**

**PRINT DATE: Friday, October 30, 2020**

**AFFECTED REGIONS / BRANCHES**

US National (Excluding Hawaii, North Dakota &amp; Midland)

Exhibit A

**EFFECTIVE DATES: FROM: 01/01/2021 THROUGH: 12/31/2021****Pricing Schedule #:**

<b>CAT-CLASS DESCRIPTION</b>			<b>DAY</b>	<b>WEEK</b>	<b>MONTH</b>
<b>BULK &amp; MISCELLANEOUS</b>					
925	1808	AIR HOSE ASSY 2X25 HI PRESSURE	\$9	\$27	\$81
925	1811	AIR HOSE ASSY 2X50	\$14	\$41	\$113
925	1814	AIR HOSE ASSY 2X50 HI PRESSURE	\$14	\$41	\$113
925	1823	AIR HOSE ASSY 3X25	\$18	\$54	\$151
925	1829	AIR HOSE ASSY 3X25 HI PRESSURE	\$23	\$54	\$151
925	1832	AIR HOSE ASSY 3X50	\$32	\$72	\$180
925	1835	AIR HOSE ASSY 3X50 HI PRESSURE	\$32	\$72	\$180
925	2019	WHIP HOSE W/INLINE OILER 1/2	\$6	\$14	\$35
925	2103	WHIPCHECK CABLE H/H 1/2 TO 1-1/4	\$7	\$14	\$24
925	2173	AIR MANIFOLD 15 GAL W/8 OUTLETS	\$34	\$105	\$301
925	3210	AIRMOVER AXIAL VENT BLOWER 12 IN ELEC	\$29	\$113	\$256
925	3260	AIRMOVER CARPET DRYER	\$21	\$81	\$183
925	3263	AXIAL FAN 25"	\$45	\$134	\$353
925	3265	HI VELOCITY AXIAL FAN 24-25"	\$21	\$61	\$183
925	3456	LPG/NG HEATER HOSE 1X50	\$12	\$31	\$86
925	3523	PROPANE RADIANT HEATER TANK TOP	\$9	\$14	\$27
930	0100	TRASH CHUTE 30X4	\$17	\$35	\$72
930	2016	MULTI POSITION CART F/ROTARY HAMMER	\$29	\$86	\$304
930	2070	UTILITY CART/TRAILER NHS 4X6	\$30	\$86	\$160
930	2073	TILT DEBRIS CART 1/2 CU YD	\$29	\$84	\$243
930	2076	TILT DEBRIS CART 1 CU YD	\$32	\$115	\$302
930	2078	DRYWALL/PANEL CART	\$25	\$74	\$212
930	2220	HAND DOLLY W/O STRAP 400-700# CAP	\$12	\$23	\$48
930	2222	APPLIANCE DOLLY W/STRAP 500-700# CAP	\$17	\$38	\$93
930	2236	FURNITURE/PIANO DOLLY 4 SWIVEL WHEEL	\$18	\$45	\$99
930	2274	PALLET JACK	\$23	\$70	\$194
930	3006	HYDRAULIC BOTTLE JACK 12T	\$6	\$20	\$59
930	3015	HYDRAULIC BOTTLE JACK 22T	\$10	\$29	\$87
930	3060	HYDRAULIC TOE JACK 10T	\$24	\$61	\$183
930	3076	SCREW BOTTLE JACK 20 TON	\$10	\$29	\$87
930	3404	BEAM CLAMP F/4-12 BEAM 3T CAP	\$30	\$79	\$220
930	3406	BEAM CLAMP F/4-12 BEAM 5T CAP	\$36	\$107	\$316
930	4016	ALUMINUM EXTENSION LADDER 32	\$24	\$73	\$219
930	4020	ALUMINUM EXTENSION LADDER 40	\$32	\$97	\$292
930	4068	WIDE STANCE ADJ LEG FBR EXT LADDER 24FT	\$27	\$77	\$230
930	4072	WIDE STANCE ADJ LEG FBR EXT LADDER 28FT	\$27	\$77	\$230
930	4074	FIBERGLASS EXTENSION LADDER 32	\$29	\$86	\$256
930	4082	FIBERGLASS EXTENSION LADDER 40	\$41	\$122	\$365
930	4084	WIDE STANCE ADJ LEG FBR EXT LADDER 40FT	\$45	\$135	\$401
930	4162	FIBERGLASS STEP LADDER 12	\$29	\$86	\$256
930	4166	FIBERGLASS STEP LADDER 16	\$41	\$122	\$365

Omnia Platinum

**Customer agrees to keep confidential the information contained herein and not to reproduce or disclose any such information, in whole or in part, to any individual or entity, without the prior written consent of Herc Rentals. Customer and Herc hereby agree to the equipment and pricing as detailed herein and unless otherwise exempt, Customer agrees to be responsible for all applicable fees and charges as published at HercRentals.com, including, without limitation, environmental and emissions, refueling, vehicle licensing fees, preventative maintenance and transportation charges. Any equipment that is ordered by or on behalf of Customer locally at a Herc branch or other such location, that is not on the list of equipment in this schedule, will be negotiated locally at time of rental, up to an amount not to exceed the then-current list price for a standard rental shift, plus any additional hours, as published at HercRentals.com. Herc may at its sole discretion modify or terminate any pricing herein with 30 days notice to customer.**

**PRINT DATE: Friday, October 30, 2020**



**AFFECTED REGIONS / BRANCHES**

US National (Excluding Hawaii, North Dakota &amp; Midland)

Exhibit A

**EFFECTIVE DATES: FROM: 01/01/2021 THROUGH: 12/31/2021****Pricing Schedule #:**

<b>CAT-CLASS DESCRIPTION</b>			<b>DAY</b>	<b>WEEK</b>	<b>MONTH</b>
<b>BULK &amp; MISCELLANEOUS</b>					
930	4244	FIBERGLASS STEP LADDER W/CAGE 4FT	\$18	\$54	\$153
930	4246	FIBERGLASS STEP LADDER W/CAGE 6FT	\$18	\$54	\$153
930	4248	FIBERGLASS STEP LADDER W/CAGE 8FT	\$23	\$68	\$194
930	4250	FIBERGLASS STEP LADDER W/CAGE 10FT	\$27	\$77	\$230
930	4252	ADJ FBR STEP CAGE LADDER W/WHL 5-9FT	\$23	\$72	\$221
930	4254	ADJ FBR STEP CAGE LADDER W/WHL 8-14FT	\$27	\$81	\$243
930	4256	SECTIONS OF TANK LADDER 5	\$8	\$16	\$45
930	4310	ALUMINUM LADDER PLANK 16	\$21	\$61	\$183
930	4312	ALUMINUM LADDER PLANK 20	\$26	\$73	\$210
930	4314	ALUMINUM LADDER PLANK 24	\$29	\$86	\$256
930	6010	SET OF PALLET FORKS 72 CL2	\$37	\$88	\$249
930	6030	SET OF PALLET FORKS 72 CL3	\$40	\$98	\$220
930	6036	SET OF PALLET FORKS 96 CL3	\$32	\$90	\$245
930	6073	FORK EXTENSION 72	\$27	\$69	\$195
930	6076	FORK EXTENSION 96 (BLUE)	\$20	\$59	\$159
930	6080	SET OF PALLET FORKS F/BUCKETS	\$34	\$89	\$217
930	6095	CARPET POLE ATTACHMENT	\$22	\$69	\$198
930	6140	TELEHANDLER BLOCK FORK 48	\$26	\$55	\$117
930	6160	SKIDSTEER FORK FRAME CL2	\$38	\$112	\$275
930	6164	SKIDSTEER FRAME & FORK SET 42	\$41	\$97	\$286
930	6166	SKIDSTEER FRAME & FORK SET 48 CL2	\$38	\$95	\$225
930	6250	LIFT-N-TOW F/FORKLIFT VAR CAP 4-10K HOOK	\$16	\$65	\$122
930	6252	SWIVEL LIFTING HOOK F/FORKLIFT VAR CAP	\$66	\$185	\$470
930	6260	BOOM ARM F/HANDLER 8-15 4K MAX	\$97	\$203	\$648
930	6265	TELESCOPING BOOM F/FORKLIFT 42-139	\$77	\$199	\$566
930	6267	AERIAL LIFT CRIBBING BLOCK 0-8 STEP	\$23	\$45	\$135
930	6272	GLASS PANEL CRADLE KIT F/BOOM LIFT	\$33	\$75	\$148
930	6281	PLATFORM RAIL PADDING F/AERIAL LIFT	\$108	\$108	\$108
930	6510	SOLID TIRE F/SKIDSTEER	\$62	\$150	\$370
930	6524	TURF/FLOAT TIRE F/TELEHANDLER	\$34	\$150	\$304
930	7636	FORK SLIP ON BUCKET SMOOTH 72IN 1-1/2YD	\$25	\$101	\$291
930	7642	FORK SLIP ON BUCKET SMOOTH 96IN 1-3/4YD	\$41	\$102	\$267
930	7761	SKIDSTEER/CRAWLER BUCKET SMOOTH 66-68IN	\$46	\$131	\$324
930	7763	SKIDSTEER/CRAWLER BUCKET SMOOTH 72-74IN	\$46	\$131	\$324
930	7778	SKIDSTEER/CRAWLER BUCKET TOOTH 66-68IN	\$46	\$131	\$324
930	7781	SKIDSTEER/CRAWLER BUCKET TOOTH 72-74IN	\$46	\$131	\$324
930	7796	SKIDSTEER SCREENING RAKE/BUCKET 72-78	\$46	\$131	\$324
930	7912	EXCAVATOR THUMB ATTACHMENT HYDRAULIC	\$46	\$131	\$324
930	9110	GROUND PROTECTION MAT 4X8 DUAL SIDE	\$16	\$32	\$45
930	9115	GROUND PROTECTION MAT 10X7 DUAL SIDE	\$33	\$43	\$94
930	9117	GROUND PROTECTION MAT HD 14X7 DUAL SIDE	\$37	\$45	\$97

Omnia Platinum

**Customer agrees to keep confidential the information contained herein and not to reproduce or disclose any such information, in whole or in part, to any individual or entity, without the prior written consent of Herc Rentals. Customer and Herc hereby agree to the equipment and pricing as detailed herein and unless otherwise exempt, Customer agrees to be responsible for all applicable fees and charges as published at HercRentals.com, including, without limitation, environmental and emissions, refueling, vehicle licensing fees, preventative maintenance and transportation charges. Any equipment that is ordered by or on behalf of Customer locally at a Herc branch or other such location, that is not on the list of equipment in this schedule, will be negotiated locally at time of rental, up to an amount not to exceed the then-current list price for a standard rental shift, plus any additional hours, as published at HercRentals.com. Herc may at its sole discretion modify or terminate any pricing herein with 30 days notice to customer.**

**PRINT DATE: Friday, October 30, 2020**



**AFFECTED REGIONS / BRANCHES**

US National (Excluding Hawaii, North Dakota &amp; Midland)

Exhibit A

**EFFECTIVE DATES: FROM: 01/01/2021 THROUGH: 12/31/2021****Pricing Schedule #:**

<b>CAT-CLASS DESCRIPTION</b>			<b>DAY</b>	<b>WEEK</b>	<b>MONTH</b>
<b>BULK &amp; MISCELLANEOUS</b>					
930	9130	GROUND PROTECTION MAT TOOL KIT	\$20	\$56	\$158
930	9140	GROUND MAT RAMP F/10X7 36 UNDER FLANGE	\$5	\$8	\$16
930	9141	GROUND MAT RAMP F/10X7 36 OVER FLANGE	\$5	\$8	\$16
930	9522	SUCTION CUP 8	\$17	\$37	\$77
931	5002	SCAFFOLD STEP FRAME 1-5/8 5X3	\$5	\$10	\$25
931	5004	SCAFFOLD STEP FRAME 1-5/8 5X5	\$8	\$13	\$23
931	5028	SCAFFOLD LADDER FRAME 1-5/8 28X6	\$5	\$10	\$26
931	5035	SCAFFOLD WALK THRU FRAME 1-5/8 5X6.5	\$5	\$7	\$22
931	5050	SCAFFOLD CROSS BRACE W/HOLE 7X27 SPACE	\$2	\$5	\$9
931	5054	SCAFFOLD CROSS BRACE W/HOLE 10X27 SPACE	\$1	\$4	\$8
931	5056	SCAFFOLD CROSS BRACE W/NOTCH 10X27 SPACE	\$5	\$6	\$10
931	5092	SCAFFOLD OUTRIGGER 30	\$3	\$6	\$10
931	5103	SCAFFOLD LEVELING JACK W/O BASE PLATE	\$4	\$5	\$11
931	5106	SCAFFOLD LEVELING JACK W/BASE PLATE	\$6	\$8	\$14
931	5142	SCAFFOLD END SAFETY PANEL W/TOEBOARD 5	\$3	\$6	\$11
931	5146	SCAFFOLD SIDE SAFETY PANEL 7	\$3	\$7	\$14
931	5148	SCAFFOLD SIDE SAFETY PANEL 10	\$3	\$6	\$11
931	5156	SCAFFOLD SIDE TOEBOARD 7	\$2	\$4	\$10
931	5160	SCAFFOLD SIDE TOEBOARD 10	\$2	\$5	\$14
931	5176	SCAFFOLD CASTER 8	\$5	\$8	\$15
931	5190	SHORING POST ADJ 6-10 FT	\$17	\$35	\$63
931	5193	SHORING POST ADJ 7-11 FT	\$18	\$37	\$62
931	5210	SCAFFOLD WALKBOARD 7	\$5	\$11	\$28
931	5215	SCAFFOLD WALKBOARD 10	\$10	\$18	\$36
931	5250	UTILITY SCAFFOLD FRAME 65X29	\$9	\$14	\$28
931	5252	UTILITY SCAFFOLD ARM BRACE 6	\$6	\$11	\$22
931	5254	UTILITY SCAFFOLD CASTER 5	\$2	\$3	\$8
931	5260	UTILITY SCAFFOLD DECK WOOD 6	\$7	\$15	\$27
931	5408	EA POLE F/ALUM PUMP JACK SYST 24	\$14	\$41	\$106
931	5410	EA PUMP JACK F/ALUM PUMP JACK SYST	\$15	\$59	\$149
931	5423	NEST ALUM LADDER PLANK 20X16	\$20	\$79	\$198
931	5426	NEST ALUM LADDER PLANK 20X24	\$24	\$88	\$216

Omnia Platinum

*Customer agrees to keep confidential the information contained herein and not to reproduce or disclose any such information, in whole or in part, to any individual or entity, without the prior written consent of Herc Rentals. Customer and Herc hereby agree to the equipment and pricing as detailed herein and unless otherwise exempt, Customer agrees to be responsible for all applicable fees and charges as published at HercRentals.com, including, without limitation, environmental and emissions, refueling, vehicle licensing fees, preventative maintenance and transportation charges. Any equipment that is ordered by or on behalf of Customer locally at a Herc branch or other such location, that is not on the list of equipment in this schedule, will be negotiated locally at time of rental, up to an amount not to exceed the then-current list price for a standard rental shift, plus any additional hours, as published at HercRentals.com. Herc may at its sole discretion modify or terminate any pricing herein with 30 days notice to customer.*

**PRINT DATE: Friday, October 30, 2020**

**AFFECTED REGIONS / BRANCHES**

US National (Excluding Hawaii, North Dakota &amp; Midland)

Exhibit A

**EFFECTIVE DATES: FROM: 01/01/2021 THROUGH: 12/31/2021****Pricing Schedule #:****CAT-CLASS DESCRIPTION****DAY****WEEK****MONTH****ADDITIONAL INFORMATION / TERMS:**

Mileage allowances and fees will default to the standard policy at the supplying branch.

**BILLING:** 30 day**DELIVERY:** \$125 per hour, per truck load, each way. Tolls and permits not included.

Outside hauling and/or after hour deliveries when required and approved by renting agency to be negotiated at time of rental.

Upon customer request and approval additional fees may apply if it is necessary for Herc to ship in equipment from outside the serving market.

**FUEL:** Refueling service Herc branch posted charges will apply if refueling is required during or at the end of the rental**ADDITIONAL INFO:** Customer to be exempt from Emissions and Environmental Surcharge.

Customer to be exempt from Vehicle Licensing Fee.

Customer to be exempt from Transportation Services Surcharge.

## Training

Material Handling and Aerial Work Platforms - \$150 per student.

ProControl training will be provided at no charge

## Loss of Use

Loss of use will be charged when a piece of equipment is unavailable for rental due to customer damage. The charges will be the contract rental charges and the amount of time will be equal to the time between the damage occurring and the unit being available for rental to the same or different customer.

## Cleaning

For appropriate and supportable cleaning charges, cleaning will be \$50 per hour and parts (decals) at cost plus 20% if customer is unable to self-perform this task in the event the equipment encountered harsh environments

## Set Up Fee

Equipment Set Up Fees - Solutions

Herc Personnel - Posted Shop Labor Rate

Herc Personnel Overtime - Posted Shop Labor Rate times 1.5

## Damage Charges

Labor - Posted Shop Labor rate

Parts - Cost plus 20%

Outside labor and repairs - Cost plus 20% for all 3rd party charges

GPS - \$40 per unit for telematics if requested by customer

## Rental Protection Plan

Herc offers Rental Protection Plan services either when a customer does not possess insurance, or they want to avoid further protection against their deductible. Charges will apply unless a valid COI is on file with HERC. To avoid RPP charges Certificate of Insurance must be on file during the time of rental

Herc Personnel

Omnia Platinum

**Customer agrees to keep confidential the information contained herein and not to reproduce or disclose any such information, in whole or in part, to any individual or entity, without the prior written consent of Herc Rentals. Customer and Herc hereby agree to the equipment and pricing as detailed herein and unless otherwise exempt, Customer agrees to be responsible for all applicable fees and charges as published at HercRentals.com, including, without limitation, environmental and emissions, refueling, vehicle licensing fees, preventative maintenance and transportation charges. Any equipment that is ordered by or on behalf of Customer locally at a Herc branch or other such location, that is not on the list of equipment in this schedule, will be negotiated locally at time of rental, up to an amount not to exceed the then-current list price for a standard rental shift, plus any additional hours, as published at HercRentals.com. Herc may at its sole discretion modify or terminate any pricing herein with 30 days notice to customer.**

**PRINT DATE: Friday, October 30, 2020**

**AFFECTED REGIONS / BRANCHES**

US National (Excluding Hawaii, North Dakota & Midland)

**EFFECTIVE DATES: FROM: 01/01/2021 THROUGH: 12/31/2021**

**Pricing Schedule #:**

<b>CAT-CLASS DESCRIPTION</b>	<b>DAY</b>	<b>WEEK</b>	<b>MONTH</b>
Standard Hours - Posted Shop Labor Rate Overtime Hours - Posted Shop Labor Rate times 1.5 Outside Personnel - Cost Plus 20%  Taxes--any Government mandated charges will be applied as required  Preventive Maintenance (PM) In accordance to recommended manufacturer guidelines on select generators and pumps Herc may charge PM at an hourly rate of \$1-\$4 depending on the size of equipment and usage. PM charges cover the standard maintenance included in all of our equipment at no charge but also includes load banking, pressure and flow tests, trailer testing and other services to ensure these specific units continue to operate on customer sites.  Over Meter/Allotted Hours of Use  Daily Rental Standard shift = 8 hours, additional hours 1/16th of the daily rate for daily rentals Weekly Rental Standard shift = 40 hours, additional hours 1/80th of the weekly rate for weekly rentals Monthly Rental Standard shift = 176 hours, additional hours 1/352nd of the monthly rate for monthly rentals  Herc double shift 16 hours (double hours per day) charged at 1.5X the applicable rental rate Herc triple shift 24 hours (triple hours per day) charged at 2X the applicable rental rate providing unlimited usage  Re-rent - Herc provides additional equipment procurement services when required by customer. Cost plus 20% for all 3rd party charges. Customer approval will be required for all re-rents that will be charged at cost plus 20%.			

**CUSTOMER NUMBERS**

**CUSTOMER NAME**

**CUSTOMER NUMBER**

Various

Various

Omnia Platinum

*Customer agrees to keep confidential the information contained herein and not to reproduce or disclose any such information, in whole or in part, to any individual or entity, without the prior written consent of Herc Rentals. Customer and Herc hereby agree to the equipment and pricing as detailed herein and unless otherwise exempt, Customer agrees to be responsible for all applicable fees and charges as published at HercRentals.com, including, without limitation, environmental and emissions, refueling, vehicle licensing fees, preventative maintenance and transportation charges. Any equipment that is ordered by or on behalf of Customer locally at a Herc branch or other such location, that is not on the list of equipment in this schedule, will be negotiated locally at time of rental, up to an amount not to exceed the then-current list price for a standard rental shift, plus any additional hours, as published at HercRentals.com. Herc may at its sole discretion modify or terminate any pricing herein with 30 days notice to customer.*

**PRINT DATE: Friday, October 30, 2020**

**AFFECTED REGIONS / BRANCHES**

US National (Excluding Hawaii, North Dakota & Midland)

Exhibit A

**EFFECTIVE DATES: FROM: 01/01/2021 THROUGH: 12/31/2021**

**Pricing Schedule #:**

**CAT-CLASS DESCRIPTION**

**DAY**

**WEEK**

**MONTH**

***Omnia Platinum***

Signature:

\_\_\_\_\_

[Sign Name]

Name:

\_\_\_\_\_

[Print Name]

Title:

\_\_\_\_\_

Date:

\_\_\_\_\_

***Herc Rentals Inc.***

Signature:

\_\_\_\_\_

[Sign Name]

Name:

Jason Oosterbeek

\_\_\_\_\_

[Print Name]

Title:

Vice President

\_\_\_\_\_

Date:

\_\_\_\_\_

Omnia Platinum

*Customer agrees to keep confidential the information contained herein and not to reproduce or disclose any such information, in whole or in part, to any individual or entity, without the prior written consent of Herc Rentals. Customer and Herc hereby agree to the equipment and pricing as detailed herein and unless otherwise exempt, Customer agrees to be responsible for all applicable fees and charges as published at HercRentals.com, including, without limitation, environmental and emissions, refueling, vehicle licensing fees, preventative maintenance and transportation charges. Any equipment that is ordered by or on behalf of Customer locally at a Herc branch or other such location, that is not on the list of equipment in this schedule, will be negotiated locally at time of rental, up to an amount not to exceed the then-current list price for a standard rental shift, plus any additional hours, as published at HercRentals.com. Herc may at its sole discretion modify or terminate any pricing herein with 30 days notice to customer.*

**PRINT DATE: Friday, October 30, 2020**

**Herc Rentals Inc. - Pricing Schedule**

Exhibit A

Omnia Gold

**AFFECTED REGIONS / BRANCHES**

US National (Excluding Hawaii, North Dakota &amp; Midland)

**EFFECTIVE DATES: FROM: 01/01/2021 THROUGH: 12/31/2021****Pricing Schedule #:**

<b>CAT-CLASS DESCRIPTION</b>			<b>DAY</b>	<b>WEEK</b>	<b>MONTH</b>
<b><u>AERIAL - ATTACHMENTS &amp; ACCESSORIES</u></b>					
415	1000	GLAZIER PANEL LIFT KIT	\$43	\$122	\$421
415	1050	ZERO G TOOL HOLDER ATTACHMENT	\$114	\$405	\$765
415	1500	SCISSOR ATTCH 19' EXT DECK FOR GENIE SHU	\$95	\$180	\$425
<b><u>AERIAL - BOOM LIFTS ARTICULATED</u></b>					
410	2010	BOOM ARTICULATED 30FT JIB NARROW ELEC	\$270	\$570	\$1,420
410	2020	BOOM ARTICULATED 30FT NAR ROT JIB ELEC	\$270	\$570	\$1,420
410	2030	BOOM ARTICULATED 33FT ELEC	\$270	\$570	\$1,420
410	2045	BOOM ARTICULATED 34FT NARROW JIB ELEC	\$270	\$570	\$1,420
410	2050	BOOM ARTICULATED 34FT WIDE JIB ELEC	\$270	\$570	\$1,420
410	2060	BOOM ARTICULATED 34FT 4WD HYB	\$305	\$645	\$1,575
410	2070	BOOM ARTICULATED 40FT NARROW JIB ELEC	\$305	\$645	\$1,575
410	2071	BOOM ARTICULATED 40FT NAR JIB BLK ELEC	\$305	\$645	\$1,575
410	2080	BOOM ARTICULATED 40FT NAR ROT JIB ELEC	\$305	\$645	\$1,575
410	2100	BOOM ARTICULATED 40FT WIDE ROT JIB ELEC	\$305	\$645	\$1,575
410	2130	BOOM ARTICULATED 45FT ELEC	\$305	\$645	\$1,575
410	2131	BOOM ARTICULATED 45FT BLK ELEC	\$305	\$645	\$1,575
410	2140	BOOM ARTICULATED 45FT JIB ELEC	\$305	\$645	\$1,575
410	2145	BOOM ARTICULATED 45FT JIB EE RATED ELEC	\$375	\$725	\$1,700
410	3010	BOOM ARTICULATED 34FT 2WD DF	\$275	\$615	\$1,492
410	3020	BOOM ARTICULATED 34FT 2WD DSL	\$275	\$615	\$1,492
410	3030	BOOM ARTICULATED 34FT JIB 4WD DF	\$275	\$615	\$1,492
410	3040	BOOM ARTICULATED 34FT JIB 4WD DSL	\$275	\$615	\$1,492
410	3050	BOOM ARTICULATED 45FT 2WD DF	\$305	\$645	\$1,575
410	3070	BOOM ARTICULATED 45FT 4WD DF	\$305	\$645	\$1,575
410	3071	BOOM ARTICULATED 45FT BLK DF	\$305	\$645	\$1,575
410	3080	BOOM ARTICULATED 45FT JIB 4WD DF	\$305	\$645	\$1,575
410	3081	BOOM ARTICULATED 45FT JIB BLK DF	\$305	\$645	\$1,575
410	3110	BOOM ARTICULATED 45FT 4WD DSL	\$305	\$645	\$1,575
410	3111	BOOM ARTICULATED 45FT JIB BLK DSL	\$305	\$645	\$1,575
410	3120	BOOM ARTICULATED 45FT JIB 4WD DSL	\$305	\$645	\$1,575
410	3127	BOOM ARTICULATED 45FT JIB 4WD HYB	\$305	\$645	\$1,575
410	3131	BOOM ARTICULATED 60FT BLK DF	\$380	\$875	\$2,200
410	3140	BOOM ARTICULATED 60FT JIB 2WD DF	\$380	\$875	\$2,200
410	3161	BOOM ARTICULATED 60FT JIB BLK DSL	\$380	\$875	\$2,200
410	3170	BOOM ARTICULATED 60FT 4WD DF	\$380	\$875	\$2,200
410	3180	BOOM ARTICULATED 60FT JIB 4WD DF	\$380	\$875	\$2,200

Omnia Gold

**Customer agrees to keep confidential the information contained herein and not to reproduce or disclose any such information, in whole or in part, to any individual or entity, without the prior written consent of Herc Rentals. Customer and Herc hereby agree to the equipment and pricing as detailed herein and unless otherwise exempt, Customer agrees to be responsible for all applicable fees and charges as published at HercRentals.com, including, without limitation, environmental and emissions, refueling, vehicle licensing fees, preventative maintenance and transportation charges. Any equipment that is ordered by or on behalf of Customer locally at a Herc branch or other such location, that is not on the list of equipment in this schedule, will be negotiated locally at time of rental, up to an amount not to exceed the then-current list price for a standard rental shift, plus any additional hours, as published at HercRentals.com. Herc may at its sole discretion modify or terminate any pricing herein with 30 days notice to customer.**

**PRINT DATE: Friday, October 30, 2020**

**AFFECTED REGIONS / BRANCHES**

US National (Excluding Hawaii, North Dakota &amp; Midland)

Exhibit A

**EFFECTIVE DATES: FROM: 01/01/2021 THROUGH: 12/31/2021****Pricing Schedule #:**

<b>CAT-CLASS DESCRIPTION</b>			<b>DAY</b>	<b>WEEK</b>	<b>MONTH</b>
<u>AERIAL - BOOM LIFTS ARTICULATED</u>					
410	3181	BOOM ARTICULATED 60FT JIB BLK DF	\$380	\$875	\$2,200
410	3190	BOOM ARTICULATED 60FT 4WD DSL	\$380	\$875	\$2,200
410	3191	BOOM ARTICULATED 60FT BLK DSL	\$380	\$875	\$2,200
410	3200	BOOM ARTICULATED 60FT JIB 4WD DSL	\$380	\$875	\$2,200
410	3205	BOOM ARTICULATED 60FT JIB 4WD HYB	\$515	\$1,295	\$2,800
410	3231	BOOM ARTICULATED 80FT JIB BLK DF	\$736	\$1,685	\$3,995
410	3261	BOOM ARTICULATED 80FT JIB BLK DSL	\$736	\$1,685	\$3,995
410	3270	BOOM ARTICULATED 80FT 4WD DF	\$736	\$1,685	\$3,995
410	3271	BOOM ARTICULATED 80FT BLK DF	\$736	\$1,685	\$3,995
410	3280	BOOM ARTICULATED 80FT JIB 4WD DF	\$736	\$1,685	\$3,995
410	3290	BOOM ARTICULATED 80FT 4WD DSL	\$736	\$1,685	\$3,995
410	3300	BOOM ARTICULATED 80FT JIB 4WD DSL	\$736	\$1,685	\$3,995
410	3310	BOOM ARTICULATED 80FT JIB 4WD HYB	\$935	\$2,355	\$4,500
410	3350	BOOM ARTICULATED 125FT JIB 4WD DSL	\$1,330	\$3,360	\$7,555
410	3351	BOOM ARTICULATED 125FT JIB BLK DSL	\$1,330	\$3,360	\$7,555
410	3360	BOOM ARTICULATED 135FT JIB 4WD DSL	\$1,470	\$3,920	\$8,250
410	3380	BOOM ARTICULATED 150FT JIB 4WD DSL	\$2,400	\$7,300	\$18,000
<u>AERIAL - BOOM LIFTS STRAIGHTMAST</u>					
410	2500	BOOM STRAIGHT 60FT JIB 2WD ELEC	\$515	\$1,295	\$2,800
410	2510	BOOM STRAIGHT 60FT JIB 4WD ELEC	\$515	\$1,295	\$2,800
410	2530	BOOM STRAIGHT 60FT JIB 4WD HYB	\$515	\$1,295	\$2,800
410	4000	BOOM STRAIGHT 34FT JIB 4WD DSL	\$275	\$615	\$1,492
410	4020	BOOM STRAIGHT 40FT 2WD DSL	\$305	\$645	\$1,575
410	4030	BOOM STRAIGHT 40FT 4WD DF	\$305	\$645	\$1,575
410	4040	BOOM STRAIGHT 40FT 4WD DSL	\$305	\$645	\$1,575
410	4041	BOOM STRAIGHT 40FT BLK DSL	\$305	\$645	\$1,575
410	4080	BOOM STRAIGHT 45FT JIB 4WD DF	\$305	\$645	\$1,575
410	4090	BOOM STRAIGHT 45FT JIB 4WD DSL	\$305	\$645	\$1,575
410	4091	BOOM STRAIGHT 45FT JIB BLK DSL	\$305	\$645	\$1,575
410	4110	BOOM STRAIGHT 60FT 2WD DF	\$380	\$875	\$2,200
410	4111	BOOM STRAIGHT 60FT BLK DF	\$380	\$875	\$2,200
410	4130	BOOM STRAIGHT 60FT 4WD DF	\$380	\$875	\$2,200
410	4140	BOOM STRAIGHT 60FT 4WD DSL	\$380	\$875	\$2,200
410	4141	BOOM STRAIGHT 60FT BLK DSL	\$380	\$875	\$2,200
410	4145	BOOM STRAIGHT 60FT JIB 4WD DSL	\$380	\$875	\$2,200
410	4150	BOOM STRAIGHT 60FT CRAWLER DSL	\$600	\$1,750	\$4,000
410	4151	BOOM STRAIGHT 60FT JIB BLK DSL	\$380	\$875	\$2,200
410	4155	BOOM STRAIGHT 60FT SOFT TOUCH DSL	\$400	\$900	\$2,265
410	4180	BOOM STRAIGHT 65FT JIB 4WD DF	\$400	\$900	\$2,265
410	4190	BOOM STRAIGHT 65FT JIB 4WD DSL	\$400	\$900	\$2,265

Omnia Gold

*Customer agrees to keep confidential the information contained herein and not to reproduce or disclose any such information, in whole or in part, to any individual or entity, without the prior written consent of Herc Rentals. Customer and Herc hereby agree to the equipment and pricing as detailed herein and unless otherwise exempt, Customer agrees to be responsible for all applicable fees and charges as published at HercRentals.com, including, without limitation, environmental and emissions, refueling, vehicle licensing fees, preventative maintenance and transportation charges. Any equipment that is ordered by or on behalf of Customer locally at a Herc branch or other such location, that is not on the list of equipment in this schedule, will be negotiated locally at time of rental, up to an amount not to exceed the then-current list price for a standard rental shift, plus any additional hours, as published at HercRentals.com. Herc may at its sole discretion modify or terminate any pricing herein with 30 days notice to customer.*

**PRINT DATE: Friday, October 30, 2020**

**AFFECTED REGIONS / BRANCHES**

US National (Excluding Hawaii, North Dakota &amp; Midland)

Exhibit A

**EFFECTIVE DATES: FROM: 01/01/2021 THROUGH: 12/31/2021****Pricing Schedule #:**

<b>CAT-CLASS DESCRIPTION</b>			<b>DAY</b>	<b>WEEK</b>	<b>MONTH</b>
<u>AERIAL - BOOM LIFTS STRAIGHTMAST</u>					
410	4200	BOOM STRAIGHT 65FT JIB CRAWLER DSL	\$850	\$2,250	\$4,950
410	4211	BOOM STRAIGHT 80FT BLK DF	\$736	\$1,685	\$3,995
410	4221	BOOM STRAIGHT 80FT BLK DSL	\$736	\$1,685	\$3,995
410	4230	BOOM STRAIGHT 80FT 4WD DF	\$736	\$1,685	\$3,995
410	4240	BOOM STRAIGHT 80FT 4WD DSL	\$736	\$1,685	\$3,995
410	4242	BOOM STRAIGHT 80FT 4WD DSL HIGH CAP	\$736	\$1,685	\$3,995
410	4270	BOOM STRAIGHT 85FT JIB 4WD DF	\$771	\$1,745	\$4,095
410	4300	BOOM STRAIGHT 85FT JIB 4WD DSL	\$771	\$1,745	\$4,095
410	4301	BOOM STRAIGHT 85FT JIB BLK DSL	\$771	\$1,745	\$4,095
410	4305	BOOM STRAIGHT 85FT JIB 4WD DSL HIGH CAP	\$771	\$1,745	\$4,095
410	4350	BOOM STRAIGHT 105FT JIB 4WD DSL	\$1,225	\$3,090	\$6,825
410	4400	BOOM STRAIGHT 120FT JIB 4WD DSL	\$1,330	\$3,360	\$7,555
410	4401	BOOM STRAIGHT 120FT JIB 4WD BLK DSL	\$1,330	\$3,360	\$7,555
410	4410	BOOM STRAIGHT 125FT JIB 4WD DSL	\$1,330	\$3,360	\$7,555
410	4420	BOOM STRAIGHT 135FT JIB 4WD DSL	\$1,470	\$3,920	\$8,250
410	4421	BOOM STRAIGHT 135FT JIB BLK DSL	\$1,470	\$3,920	\$8,250
410	4422	BOOM STRAIGHT 135FT 30FTJIB 4WD HIGH CAP	\$1,470	\$3,920	\$8,250
410	4430	BOOM STRAIGHT 150FT JIB 4WD DSL	\$2,400	\$7,300	\$18,000
410	4440	BOOM STRAIGHT 180-185FT JIB 4WD DSL	\$4,100	\$9,990	\$23,500
<u>AERIAL - BOOM LIFTS TOWABLE</u>					
410	1010	BOOM TOWABLE 35FT BATTERY	\$275	\$655	\$1,540
410	1020	BOOM TOWABLE 35FT GAS	\$275	\$655	\$1,540
410	1030	BOOM TOWABLE 50FT BATTERY	\$325	\$840	\$1,820
410	1040	BOOM TOWABLE 50FT GAS	\$325	\$840	\$1,820
<u>AERIAL - COMPACT CRAWLER LIFTS</u>					
464	1016	COMPACT CRAWLER BOOM LIFT 40-44' BATTERY	\$2,019	\$4,250	\$7,000
464	1022	COMPACT CRAWLER BOOM LIFT 50-59' BATTERY	\$2,470	\$5,220	\$8,500
464	1036	COMPACT CRAWLER BOOM LIFT 70-79' BATTERY	\$3,420	\$7,000	\$14,000
464	1042	COMPACT WHEELED BOOM LIFT 90-99' HYB	\$3,862	\$8,159	\$16,000
<u>AERIAL - ELECTRIC SCISSOR LIFTS</u>					
405	1060	SCISSOR LIFT 12-13FT 30IN ELEC	\$118	\$230	\$400
405	1062	SCISSOR LIFT 13FT 30IN COMPACT LCS ELEC	\$118	\$230	\$400
405	1065	SCISSOR LIFT 13FT X-DECK COMPACT LCS ELE	\$130	\$275	\$450
405	1070	SCISSOR LIFT 14FT 30IN ELEC	\$118	\$230	\$400
405	1080	SCISSOR LIFT 15FT 30IN ELEC	\$118	\$230	\$400
405	1085	SCISSOR LIFT 19FT 32IN COMPACT ELEC	\$118	\$230	\$400
405	1087	SCISSOR LIFT 19FT 32IN COMPACT LCS ELEC	\$118	\$230	\$400
405	1088	SCISSOR LIFT 19FT X-DECK COMPACT LCS ELE	\$130	\$275	\$450

Omnia Gold

*Customer agrees to keep confidential the information contained herein and not to reproduce or disclose any such information, in whole or in part, to any individual or entity, without the prior written consent of Herc Rentals. Customer and Herc hereby agree to the equipment and pricing as detailed herein and unless otherwise exempt, Customer agrees to be responsible for all applicable fees and charges as published at HercRentals.com, including, without limitation, environmental and emissions, refueling, vehicle licensing fees, preventative maintenance and transportation charges. Any equipment that is ordered by or on behalf of Customer locally at a Herc branch or other such location, that is not on the list of equipment in this schedule, will be negotiated locally at time of rental, up to an amount not to exceed the then-current list price for a standard rental shift, plus any additional hours, as published at HercRentals.com. Herc may at its sole discretion modify or terminate any pricing herein with 30 days notice to customer.*

**PRINT DATE: Friday, October 30, 2020**



**AFFECTED REGIONS / BRANCHES**

US National (Excluding Hawaii, North Dakota &amp; Midland)

Exhibit A

**EFFECTIVE DATES: FROM: 01/01/2021 THROUGH: 12/31/2021****Pricing Schedule #:**

<b>CAT-CLASS DESCRIPTION</b>			<b>DAY</b>	<b>WEEK</b>	<b>MONTH</b>
<u>AERIAL - ELECTRIC SCISSOR LIFTS</u>					
405	1090	SCISSOR LIFT 19FT 30-32IN ELEC	\$100	\$195	\$370
405	1091	SCISSOR LIFT 19FT 30-32IN BLK ELEC	\$100	\$195	\$370
405	1100	SCISSOR LIFT 20FT 30-32IN ELEC	\$118	\$245	\$450
405	1110	SCISSOR LIFT 20FT 32IN P-DECK ELEC	\$118	\$245	\$450
405	1140	SCISSOR LIFT 26FT 32IN ELEC	\$135	\$260	\$525
405	1141	SCISSOR LIFT 26FT 32IN BLK ELEC	\$135	\$260	\$525
405	1142	SCISSOR LIFT 26FT 32IN COMPACT LCS ELEC	\$140	\$290	\$600
405	1145	SCISSOR LIFT 26FT 32IN ELEC EE RATED	\$140	\$290	\$600
405	1150	SCISSOR LIFT 26FT 46IN ELEC	\$135	\$260	\$525
405	1160	SCISSOR LIFT 26FT 69IN ELEC	\$147	\$315	\$815
405	1170	SCISSOR LIFT 26FT 46IN AVIATION PKG ELEC	\$147	\$315	\$815
405	1172	SCISSOR LIFT 26FT 46IN AV EE EXT CHG EL	\$147	\$315	\$815
405	1200	SCISSOR LIFT 32FT 32IN ELEC	\$165	\$375	\$750
405	1201	SCISSOR LIFT 32FT 32IN BLK ELEC	\$165	\$375	\$750
405	1210	SCISSOR LIFT 32FT 46-48IN ELEC	\$160	\$355	\$725
405	1220	SCISSOR LIFT 33-35FT 68-69IN ELEC	\$182	\$470	\$975
405	1260	SCISSOR LIFT 40FT 47IN ELEC	\$210	\$525	\$1,100
405	1261	SCISSOR LIFT 40FT 47IN BLK ELEC	\$210	\$525	\$1,219
405	1270	SCISSOR LIFT 40FT 69IN ELEC	\$250	\$560	\$1,349
405	1300	SCISSOR LIFT 45-46FT 55IN ELEC	\$250	\$560	\$1,349
405	1302	SCISSOR LIFT 45-45FT 55IN LCS ELEC	\$275	\$625	\$1,450
<u>AERIAL - PERSONAL LIFTS</u>					
400	1020	WORK PLATFORM 2-5 FT DRIVABLE BATT	\$95	\$180	\$315
400	1025	WORK PLATFORM 6-9 FT DRIVABLE BATT OTR	\$115	\$235	\$355
400	1040	MAST LIFT 3-7FT DESK SURFER PUSH AROUND	\$125	\$235	\$338
400	1050	MAST LIFT 7FT PUSH AROUND	\$125	\$235	\$338
400	1055	MAST LIFT 8FT PUSH AROUND BATTERY LIFT	\$130	\$250	\$450
400	1070	MAST LIFT 5-7FT PORTABLE BATT	\$95	\$180	\$315
400	1100	MAST LIFT 13-15FT PORTABLE BATT	\$130	\$240	\$356
400	1285	MAST LIFT 15FT DRIVABLE BATT EE RATED	\$130	\$275	\$450
<u>AERIAL - ROUGH TERRAIN SCISSOR LIFTS</u>					
405	1400	SCISSOR LIFT 26FT RT ELEC	\$230	\$525	\$1,068
405	1430	SCISSOR LIFT 26FT RT DF	\$230	\$525	\$1,068
405	1440	SCISSOR LIFT 26FT RT OTR DF	\$236	\$560	\$1,170
405	1450	SCISSOR LIFT 26FT RT DSL	\$230	\$525	\$1,068
405	1451	SCISSOR LIFT 26FT RT BLK DSL	\$230	\$525	\$1,068
405	1460	SCISSOR LIFT 26FT RT OTR DSL	\$236	\$560	\$1,170
405	1485	SCISSOR LIFT 30FT RT 84IN SLEV DECK ELEC	\$385	\$900	\$1,975
405	1500	SCISSOR LIFT 33FT RT 69IN DECK HYB	\$278	\$627	\$1,275

Omnia Gold

*Customer agrees to keep confidential the information contained herein and not to reproduce or disclose any such information, in whole or in part, to any individual or entity, without the prior written consent of Herc Rentals. Customer and Herc hereby agree to the equipment and pricing as detailed herein and unless otherwise exempt, Customer agrees to be responsible for all applicable fees and charges as published at HercRentals.com, including, without limitation, environmental and emissions, refueling, vehicle licensing fees, preventative maintenance and transportation charges. Any equipment that is ordered by or on behalf of Customer locally at a Herc branch or other such location, that is not on the list of equipment in this schedule, will be negotiated locally at time of rental, up to an amount not to exceed the then-current list price for a standard rental shift, plus any additional hours, as published at HercRentals.com. Herc may at its sole discretion modify or terminate any pricing herein with 30 days notice to customer.*

**PRINT DATE: Friday, October 30, 2020**

**AFFECTED REGIONS / BRANCHES**

US National (Excluding Hawaii, North Dakota &amp; Midland)

Exhibit A

**EFFECTIVE DATES: FROM: 01/01/2021 THROUGH: 12/31/2021****Pricing Schedule #:**

<b>CAT-CLASS DESCRIPTION</b>			<b>DAY</b>	<b>WEEK</b>	<b>MONTH</b>
<b><u>AERIAL - ROUGH TERRAIN SCISSOR LIFTS</u></b>					
405	1520	SCISSOR LIFT 33FT RT 69IN DECK DF	\$270	\$610	\$1,208
405	1530	SCISSOR LIFT 33FT RT 69IN DECK OTR DF	\$270	\$610	\$1,208
405	1540	SCISSOR LIFT 33FT RT 69IN DECK DSL	\$270	\$610	\$1,208
405	1550	SCISSOR LIFT 33FT RT 69IN DECK OTR DSL	\$270	\$610	\$1,208
405	1560	SCISSOR LIFT 33FT RT 84IN DECK DF	\$278	\$627	\$1,325
405	1570	SCISSOR LIFT 33FT RT 84IN DECK OTR DF	\$278	\$627	\$1,325
405	1580	SCISSOR LIFT 33FT RT 84IN DECK DSL	\$278	\$627	\$1,325
405	1590	SCISSOR LIFT 33FT RT 84IN DECK OTR DSL	\$278	\$627	\$1,325
405	1600	SCISSOR LIFT 33FT RT 94IN DECK DF	\$278	\$627	\$1,325
405	1610	SCISSOR LIFT 33FT RT 94IN DECK OTR DF	\$278	\$627	\$1,325
405	1620	SCISSOR LIFT 33FT RT 94IN DECK DSL	\$278	\$627	\$1,325
405	1630	SCISSOR LIFT 33FT RT 94IN DECK OTR DSL	\$278	\$627	\$1,325
405	1700	SCISSOR LIFT 40FT RT 69IN DECK ELEC	\$304	\$675	\$1,625
405	1710	SCISSOR LIFT 40FT RT 69IN DECK HYB	\$304	\$675	\$1,625
405	1720	SCISSOR LIFT 40FT RT 69IN DECK OTR HYB	\$304	\$675	\$1,625
405	1730	SCISSOR LIFT 40FT RT 69IN DECK DF	\$290	\$645	\$1,525
405	1740	SCISSOR LIFT 40FT RT 69IN DECK OTR DF	\$290	\$645	\$1,525
405	1770	SCISSOR LIFT 40-45FT RT 94IN DECK DF	\$304	\$675	\$1,625
405	1780	SCISSOR LIFT 40-45FT RT 94IN DECKOUTR DF	\$304	\$675	\$1,625
405	1790	SCISSOR LIFT 40-45FT RT 94IN DECK DSL	\$304	\$675	\$1,625
405	1800	SCISSOR LIFT 40-45FT RT 94IN DECKOUTRDSL	\$304	\$675	\$1,625
405	1850	SCISSOR LIFT 50-53FT RT OTRIG DF	\$350	\$830	\$2,097
405	1860	SCISSOR LIFT 50-53FT RT OTRIG DSL	\$350	\$830	\$2,097
405	1880	SCISSOR LIFT 60FT RT OTRIG DSL	\$567	\$1,440	\$3,780
<b><u>AERIAL - VERTICAL MAST LIFTS</u></b>					
400	1200	MAST LIFT 20FT PUSH AROUND OTR BATT	\$100	\$235	\$358
400	1210	MAST LIFT 25FT PUSH AROUND OTR BATT	\$120	\$310	\$468
400	1220	MAST LIFT 30FT PUSH AROUND OTR BATT	\$155	\$335	\$578
400	1230	MAST LIFT 36FT PUSH AROUND OTR BATT	\$165	\$380	\$619
400	1240	MAST LIFT 40FT PUSH AROUND OTR BATT	\$171	\$435	\$660
400	1270	MAST LIFT 12FT DRIVABLE BATT	\$90	\$215	\$352
400	1280	MAST LIFT 15FT-16FT DRIVABLE BATT	\$110	\$225	\$385
400	1290	MAST LIFT 20FT DRIVABLE BATT	\$118	\$230	\$425
400	1310	MAST STYLE BOOM LIFT 26FT BATT	\$195	\$470	\$1,615
400	1320	MAST STYLE BOOM LIFT 32FT BATT	\$244	\$575	\$2,040
<b><u>AIR COMPRESSORS - AIR MANIFOLDS</u></b>					
140	3570	MANIFOLD AIR 10 GALLON TANK	\$50	\$123	\$344
140	3580	MANIFOLD AIR 15 GALLON TANK	\$50	\$123	\$344

Omnia Gold

*Customer agrees to keep confidential the information contained herein and not to reproduce or disclose any such information, in whole or in part, to any individual or entity, without the prior written consent of Herc Rentals. Customer and Herc hereby agree to the equipment and pricing as detailed herein and unless otherwise exempt, Customer agrees to be responsible for all applicable fees and charges as published at HercRentals.com, including, without limitation, environmental and emissions, refueling, vehicle licensing fees, preventative maintenance and transportation charges. Any equipment that is ordered by or on behalf of Customer locally at a Herc branch or other such location, that is not on the list of equipment in this schedule, will be negotiated locally at time of rental, up to an amount not to exceed the then-current list price for a standard rental shift, plus any additional hours, as published at HercRentals.com. Herc may at its sole discretion modify or terminate any pricing herein with 30 days notice to customer.*

**PRINT DATE: Friday, October 30, 2020**

**AFFECTED REGIONS / BRANCHES**

US National (Excluding Hawaii, North Dakota &amp; Midland)

Exhibit A

**EFFECTIVE DATES: FROM: 01/01/2021 THROUGH: 12/31/2021****Pricing Schedule #:**

<b>CAT-CLASS DESCRIPTION</b>			<b>DAY</b>	<b>WEEK</b>	<b>MONTH</b>
<u>AIR COMPRESSORS - COOLERS</u>					
140	2110	COMPRESSED AIR AFTERCOOLER FILTER450CFM	\$90	\$255	\$680
140	2150	COMPRESSED AIR AFTERCOOLERFILTER1000CFM	\$243	\$514	\$1,148
<u>AIR COMPRESSORS - DIESEL</u>					
140	1220	COMPRESSOR TOWABLE 100-125 CFM DSL	\$90	\$213	\$495
140	1260	COMPRESSOR TOWABLE 175-195 CFM DSL	\$115	\$220	\$565
140	1280	COMPRESSOR TOWABLE 200-245 CFM DSL	\$198	\$380	\$881
140	1360	COMPRESSOR TOWABLE 375-425CFM DSL	\$266	\$621	\$1,425
140	1375	COMPRESSOR TOWABLE 750CFM DSL	\$499	\$1,440	\$2,600
140	1380	COMPRESSOR TOWABLE 825CFM DSL	\$523	\$1,440	\$2,600
140	1385	COMPRESSOR TOWABLE 900CFM DSL	\$618	\$1,800	\$4,500
140	1400	COMPRESSOR TOWABLE 1600CFM DSL	\$903	\$2,340	\$6,500
140	1480	COMPRESSOR TOWABLE INS QUAL 1600CFM DSL	\$1,093	\$2,696	\$6,700
<u>AIR COMPRESSORS - DRYERS</u>					
140	2230	COMPRESSED AIR DESICCANT DRYER 450CFM	\$271	\$760	\$1,900
140	2250	COMPRESSED AIR DESICT DRYER 1500CFM 115V	\$333	\$998	\$2,708
140	2270	COMPRESSOR ATTACH DRYER 2501-3000 CFM	\$641	\$1,758	\$4,940
140	2310	COMPRESSED AIR AFTERCOOLERDRYFLTR 500CFM	\$309	\$903	\$2,351
140	2330	COMPRESSED AIR AFTERCOOLDRYFLTR 1000CFM	\$352	\$1,164	\$3,007
140	2350	COMPRESSED AIR AFTERCOOLDRYFLTR 1600CFM	\$499	\$1,473	\$4,028
<u>AIR COMPRESSORS - ELECTRIC</u>					
140	1020	COMPRESSOR PORTABLE 4 CFM ELECTRIC	\$50	\$176	\$371
140	1040	COMPRESSOR PORTABLE 7 CFM ELECTRIC	\$50	\$176	\$371
140	1645	COMPRESSOR ROTARY 240CFM ELEC	\$203	\$553	\$1,560
140	1655	COMPRESSOR ROTARY 365CFM ELEC	\$225	\$595	\$1,600
140	1660	COMPRESSOR ROTARY 365CFM 125PSI ELEC	\$315	\$893	\$2,240
140	1670	COMPRESSOR ROTARY 500CFM 125PSI ELEC	\$338	\$978	\$2,400
140	1675	COMPRESSOR ROTARY 750CFM ELEC	\$360	\$1,063	\$2,600
140	1680	COMPRESSOR ROTARY 750CFM 125PSI ELEC	\$450	\$1,254	\$3,400
140	1685	COMPRESSOR ROTARY 900CFM ELEC	\$495	\$1,318	\$3,900
140	1690	COMPRESSOR ROTARY 1000CFM 125PSI ELEC	\$495	\$1,318	\$3,900
140	1695	COMPRESSOR ROTARY 1500CFM ELEC	\$675	\$1,785	\$5,000
140	1700	COMPRESSOR ROTARY 1500CFM 125PSI ELEC	\$698	\$1,925	\$5,200
140	1710	COMPRESSOR ROTARY 1500CFM 4160V ELEC	\$698	\$1,925	\$5,200
<u>AIR COMPRESSORS - MIST ELIMINATORS</u>					
140	2410	COMPRESSOR ATTACH MIST ELMIN 500-999 CFM	\$108	\$225	\$595
140	2420	COMPRESSOR ATTACH MIST ELMIN1500-2000CFM	\$162	\$408	\$1,148

Omnia Gold

*Customer agrees to keep confidential the information contained herein and not to reproduce or disclose any such information, in whole or in part, to any individual or entity, without the prior written consent of Herc Rentals. Customer and Herc hereby agree to the equipment and pricing as detailed herein and unless otherwise exempt, Customer agrees to be responsible for all applicable fees and charges as published at HercRentals.com, including, without limitation, environmental and emissions, refueling, vehicle licensing fees, preventative maintenance and transportation charges. Any equipment that is ordered by or on behalf of Customer locally at a Herc branch or other such location, that is not on the list of equipment in this schedule, will be negotiated locally at time of rental, up to an amount not to exceed the then-current list price for a standard rental shift, plus any additional hours, as published at HercRentals.com. Herc may at its sole discretion modify or terminate any pricing herein with 30 days notice to customer.*

**PRINT DATE: Friday, October 30, 2020**

**AFFECTED REGIONS / BRANCHES**

US National (Excluding Hawaii, North Dakota &amp; Midland)

Exhibit A

**EFFECTIVE DATES: FROM: 01/01/2021 THROUGH: 12/31/2021****Pricing Schedule #:**

<b>CAT-CLASS DESCRIPTION</b>			<b>DAY</b>	<b>WEEK</b>	<b>MONTH</b>
<u>AIR COMPRESSORS - RECIPROCATING</u>					
140	1610	COMPRESSOR RECIPROCATING 5HP ELEC	\$65	\$185	\$525
<u>AIR COMPRESSORS - SMALL PORTABLE</u>					
140	1060	COMPRESSOR PORTABLE 8 CFM GAS	\$50	\$176	\$371
140	1100	COMPRESSOR PORTABLE 14 CFM GAS	\$54	\$192	\$405
140	1720	COMPRESSOR STATIONARY 25 CFM GAS	\$72	\$156	\$338
<u>AIR COMPRESSORS - WATER SEPARATORS</u>					
140	2010	COMPRESSOR ATTACH WATER SEPARATOR	\$72	\$166	\$489
<u>CLIMATE CONTROL - ACCESSORIES</u>					
925	4030	HEATER DUCT BLK 12X25 6P 300DEG	\$27	\$54	\$108
925	4125	HVAC DUCTING BLK 12X15 6P	\$10	\$25	\$60
925	4130	HVAC DUCTING BLK 12X25 6P	\$13	\$30	\$75
925	4145	HVAC DUCTING BLK 16X15 6P	\$15	\$40	\$100
925	4150	HVAC DUCTING BLK 16X25 6P	\$15	\$40	\$100
925	4155	HVAC DUCTING BLK 20X15 6P	\$15	\$40	\$100
925	4160	HVAC DUCTING BLK 20X25 6P	\$20	\$60	\$180
925	4170	HVAC DUCTING BLK 24X25 6P	\$20	\$60	\$180
925	4230	HI HEAT DUCT BLK 12X25 6P 400/500 DEG	\$14	\$31	\$74
925	4250	HI HEAT DUCT BLK 16X25 6P 400/500 DEG	\$45	\$90	\$180
925	4260	HI HEAT DUCT BLK 20X25 6P 400/500 DEG	\$41	\$113	\$284
925	4300	HVAC DUCTING YLW 8X15 6P	\$10	\$25	\$60
925	4305	HVAC DUCTING YLW 8X25 6P	\$10	\$25	\$60
925	4330	HVAC DUCTING YLW 12X25 6P	\$13	\$30	\$75
925	4340	HVAC DUCTING YLW 14X25 6P	\$15	\$45	\$135
925	4350	HVAC DUCTING YLW 16X25 6P	\$15	\$45	\$135
925	4360	HVAC DUCTING YLW 20X25 6P	\$20	\$65	\$195
925	4365	HVAC DUCTING YLW 24X25 6P	\$20	\$65	\$195
925	4398	HVAC DUCTING WHT 8X8	\$5	\$5	\$5
925	4400	HVAC DUCTING WHT 8X15 6P	\$10	\$25	\$60
925	4405	HVAC DUCTING WHT 8X25 6P	\$10	\$25	\$60
925	4412	HVAC DUCTING WHT 10X25	\$10	\$25	\$60
925	4416	HVAC DUCTING WHT 12X8 4P	\$5	\$5	\$5
925	4420	HVAC DUCTING WHT 12X10 6P	\$10	\$25	\$60
925	4421	HVAC DUCTING WHT 12X10 SOLID	\$10	\$25	\$60
925	4430	HVAC DUCTING WHT 12X25 6P	\$13	\$30	\$75
925	4432	HVAC DUCTING WHT/WHT 12X25 4P	\$13	\$30	\$75
925	4440	HVAC DUCTING WHT 14X25 6P	\$15	\$45	\$135
925	4443	HVAC DUCTING WHT 16X8 6P	\$5	\$5	\$5
925	4445	HVAC DUCTING WHT 16X15 6P	\$15	\$45	\$135

Omnia Gold

*Customer agrees to keep confidential the information contained herein and not to reproduce or disclose any such information, in whole or in part, to any individual or entity, without the prior written consent of Herc Rentals. Customer and Herc hereby agree to the equipment and pricing as detailed herein and unless otherwise exempt, Customer agrees to be responsible for all applicable fees and charges as published at HercRentals.com, including, without limitation, environmental and emissions, refueling, vehicle licensing fees, preventative maintenance and transportation charges. Any equipment that is ordered by or on behalf of Customer locally at a Herc branch or other such location, that is not on the list of equipment in this schedule, will be negotiated locally at time of rental, up to an amount not to exceed the then-current list price for a standard rental shift, plus any additional hours, as published at HercRentals.com. Herc may at its sole discretion modify or terminate any pricing herein with 30 days notice to customer.*

**PRINT DATE: Friday, October 30, 2020**

**AFFECTED REGIONS / BRANCHES**

US National (Excluding Hawaii, North Dakota &amp; Midland)

Exhibit A

**EFFECTIVE DATES: FROM: 01/01/2021 THROUGH: 12/31/2021****Pricing Schedule #:**

<b>CAT-CLASS DESCRIPTION</b>			<b>DAY</b>	<b>WEEK</b>	<b>MONTH</b>
<u>CLIMATE CONTROL - ACCESSORIES</u>					
925	4450	HVAC DUCTING WHT 16X25 6P	\$15	\$45	\$135
925	4453	HVAC DUCTING WHT 18X25 6P	\$15	\$45	\$135
925	4454	HVAC DUCTING WHT 20X10 7P	\$15	\$45	\$135
925	4455	HVAC DUCTING WHT 20X15 6P	\$15	\$45	\$135
925	4456	HVAC DUCTING WHT 20X15 3P	\$15	\$45	\$135
925	4460	HVAC DUCTING WHT 20X25 6P	\$20	\$65	\$195
925	4462	HVAC DUCTING WHT/WHT 20X25 4P	\$20	\$65	\$195
925	4465	HVAC DUCTING BLUE 20X25 3P	\$20	\$65	\$195
925	4470	HVAC DUCTING BLUE 24X20 4P	\$20	\$65	\$195
925	4552	HVAC DUCT WYE ADAPTER 20	\$21	\$61	\$176
925	4663	HVAC DUCT WYE ADAPTER 20"X12"X12	\$21	\$33	\$59
925	4990	CEILING TILE 24X24 F/8 DUCT	\$5	\$5	\$5
925	5100	CEILING TILE ONLY 24X24 USED FOR 12IN DU	\$5	\$5	\$5
925	5105	CEILING TILE KIT 24X24 WITH 12IN DUCT	\$10	\$10	\$10
925	5110	CEILING TILE 24X24 USED FOR 16IN DUCT	\$5	\$5	\$5
925	5115	CEILING TILE KIT 24X24 WITH 16IN DUCT	\$10	\$10	\$10
<u>CLIMATE CONTROL - AIR CONDITIONERS</u>					
718	1145	5 TON AIR COND INDOOR 1PH 208/230V	\$225	\$595	\$1,400
718	1146	5 TON AIR COND INDOOR W/HEAT 1PH 208/230	\$225	\$595	\$1,400
718	1147	5 TON AIR COND INDOOR W/HEAT 3PH 208/230	\$257	\$690	\$1,400
718	1148	5 TON AIR COND INDOOR W/HEAT 3PH 460V	\$257	\$690	\$1,400
718	1155	5 TON AIR CONDITIONER INDOOR 3PH 460V	\$225	\$595	\$1,400
718	1170	5 TON AIR CONDITION SKID 20KW HEAT	\$225	\$595	\$1,400
718	1175	5 TON AIR CONDITION SKID 9KW HEAT NEMA7	\$396	\$960	\$2,805
718	1210	10 TON AIR CONDITION SKID 36KW HEAT	\$356	\$850	\$2,400
718	1300	12 TON AIR CONDITIONER NARW 3PH 208/230V	\$395	\$995	\$2,560
718	1500	20 TON INDUSTRIAL AIR CONDITIONER	\$535	\$1,224	\$3,240
718	1505	20 TON INDUSTRIAL AIR CONDITIONER NEMA7	\$640	\$1,462	\$3,980
718	1520	20 TON VERT AIR CONDITION 72KW HEAT	\$395	\$978	\$2,400
718	1525	20 TON VERT AIR CONDITION 72KW HEAT	\$395	\$978	\$2,400
718	1610	25 TON AIR CONDITION SKID 72KW HEAT	\$450	\$1,200	\$3,160
718	1700	30 TON VERT AIR CONDITIONER	\$450	\$1,200	\$3,160
718	1800	40 TON INDUSTRIAL AIR CONDITIONER	\$600	\$1,600	\$4,500
718	1805	40 TON INDUSTRIAL AIR CONDITIONER NEMA7	\$600	\$1,600	\$4,500
718	1830	40 TON HYBRID AIR COND 120KW HEAT	\$600	\$1,600	\$4,500
718	2030	60 TON HYBRID AIR COND 136KW HEAT	\$1,430	\$2,763	\$7,000
718	2100	65 TON INDUSTRIAL AIR CONDITIONER	\$855	\$2,135	\$5,400
718	2230	70 TON HYBRID AIR COND 136KW HEAT	\$1,530	\$3,188	\$7,700
718	2300	80 TON INDUSTRIAL AIR CONDITIONER	\$1,530	\$3,188	\$7,700
718	2305	80 TON INDUSTRIAL AIR CONDITIONER NEMA7	\$1,665	\$3,400	\$9,100

Omnia Gold

**Customer agrees to keep confidential the information contained herein and not to reproduce or disclose any such information, in whole or in part, to any individual or entity, without the prior written consent of Herc Rentals. Customer and Herc hereby agree to the equipment and pricing as detailed herein and unless otherwise exempt, Customer agrees to be responsible for all applicable fees and charges as published at HercRentals.com, including, without limitation, environmental and emissions, refueling, vehicle licensing fees, preventative maintenance and transportation charges. Any equipment that is ordered by or on behalf of Customer locally at a Herc branch or other such location, that is not on the list of equipment in this schedule, will be negotiated locally at time of rental, up to an amount not to exceed the then-current list price for a standard rental shift, plus any additional hours, as published at HercRentals.com. Herc may at its sole discretion modify or terminate any pricing herein with 30 days notice to customer.**

**PRINT DATE: Friday, October 30, 2020**

**AFFECTED REGIONS / BRANCHES**

US National (Excluding Hawaii, North Dakota &amp; Midland)

Exhibit A

**EFFECTIVE DATES: FROM: 01/01/2021 THROUGH: 12/31/2021****Pricing Schedule #:**

<b>CAT-CLASS DESCRIPTION</b>			<b>DAY</b>	<b>WEEK</b>	<b>MONTH</b>
<u>CLIMATE CONTROL - AIR CONDITIONERS</u>					
<u>CLIMATE CONTROL - AIR CURTAINS</u>					
700	1800	AIR CURTAIN	\$603	\$1,315	\$3,600
<u>CLIMATE CONTROL - AIR MOVERS</u>					
700	1180	FAN FLOOR HIGH CFM 24IN ELEC	\$70	\$165	\$340
700	1220	BLOWER HAZ LOC 8IN VANO 115V	\$54	\$140	\$368
700	1230	BLOWER HAZ LOC 12IN VANO 115V	\$77	\$200	\$548
700	1630	COOLER EVAPORATIVE PORT 30GAL 115V ELEC	\$30	\$80	\$240
700	2010	DUST SUPPRESSION MISTER 50FT THROW ELEC	\$450	\$1,170	\$2,375
700	2020	DUST SUPPRESSION MISTER 130FT THROW ELEC	\$450	\$1,170	\$2,375
700	2050	DUST SUPPRESSION MISTER 230FT THROW ELEC	\$410	\$1,260	\$3,135
710	1220	AIRMOVER 3 DIAMETER AIR	\$14	\$48	\$108
710	1240	AIRMOVER 6 DIAMETER AIR	\$11	\$28	\$80
710	1260	AIRMOVER 8 DIAMETER AIR	\$13	\$32	\$88
710	1280	AIRMOVER 10 DIAMETER AIR	\$18	\$44	\$124
710	1300	AIRMOVER 12 DIAMETER AIR	\$23	\$56	\$160
710	1320	AIRMOVER 24 DIAMETER JET FAN AIR	\$85	\$164	\$505
710	1340	AIRMOVER 20 DIAMETER RF TYPE AIR	\$65	\$136	\$400
710	1360	AIRMOVER 20 DIAMETER CF TYPE AIR	\$65	\$136	\$400
<u>CLIMATE CONTROL - AIR SCRUBBERS</u>					
700	2100	CONTAINMENT CART W HEPA SCRUBBER	\$295	\$750	\$1,600
925	3310	HEPA AIR SCRUBBER 500CFM	\$63	\$238	\$608
925	3312	HEPA AIR SCRUBBER 750CFM	\$75	\$305	\$690
925	3314	HEPA AIR SCRUBBER 1200 TO 1400CFM	\$90	\$340	\$765
925	3316	HEPA AIR SCRUBBER 2000CFM	\$108	\$391	\$1,126
925	3318	HEPA AIR SCRUBBER 2400CFM	\$108	\$391	\$1,126
<u>CLIMATE CONTROL - CHILLERS</u>					
718	1750	30 TON AIR COOLED CHILLER W PUMP	\$504	\$1,460	\$4,100
718	1950	50 TON CHILLED WATER AIR HANDLER	\$450	\$1,063	\$3,000
718	1960	75 TON CHILLED WATER AIR HANDLER	\$338	\$850	\$2,396
718	2050	60 TON AIR COOLED CHILLER W PUMP	\$595	\$1,475	\$4,450
718	2550	100 TON VERT CHILLED WATER HANDLER	\$369	\$905	\$2,700
718	2560	100 TON AIR COOLED CHILLER W PUMP	\$1,170	\$3,188	\$7,000
718	2570	120 TON AIR COOLED CHILLER W PUMP US/CRN	\$1,170	\$3,188	\$7,000
718	2650	120 TON CHILLED WATER AIR HANDLER	\$369	\$905	\$2,700
718	2660	140 TON VERT CHILLED WATER AIR HANDLER	\$719	\$1,995	\$3,900
718	3060	200 TON AIR COOLED CHILLER W PUMP	\$1,935	\$5,525	\$11,500
718	3065	230 TON AIR COOLED W PUMP	\$2,043	\$6,175	\$14,500

Omnia Gold

*Customer agrees to keep confidential the information contained herein and not to reproduce or disclose any such information, in whole or in part, to any individual or entity, without the prior written consent of Herc Rentals. Customer and Herc hereby agree to the equipment and pricing as detailed herein and unless otherwise exempt, Customer agrees to be responsible for all applicable fees and charges as published at HercRentals.com, including, without limitation, environmental and emissions, refueling, vehicle licensing fees, preventative maintenance and transportation charges. Any equipment that is ordered by or on behalf of Customer locally at a Herc branch or other such location, that is not on the list of equipment in this schedule, will be negotiated locally at time of rental, up to an amount not to exceed the then-current list price for a standard rental shift, plus any additional hours, as published at HercRentals.com. Herc may at its sole discretion modify or terminate any pricing herein with 30 days notice to customer.*

**PRINT DATE: Friday, October 30, 2020**



**AFFECTED REGIONS / BRANCHES**

US National (Excluding Hawaii, North Dakota &amp; Midland)

Exhibit A

**EFFECTIVE DATES: FROM: 01/01/2021 THROUGH: 12/31/2021****Pricing Schedule #:**

<b>CAT-CLASS DESCRIPTION</b>			<b>DAY</b>	<b>WEEK</b>	<b>MONTH</b>
<u>CLIMATE CONTROL - CHILLERS</u>					
718	3070	227 TON AIR COOLED CHILLER W PUMP US/CRN	\$2,043	\$6,175	\$14,500
718	3090	500 TON WATER COOLED CHILLER	\$3,895	\$11,685	\$24,000
<u>CLIMATE CONTROL - DEHUMIDIFIERS</u>					
719	1005	1200 CFM DESICCANT DEHUMIDIFIER 1PH 240V	\$180	\$525	\$1,530
719	1010	2000/1000 CFM DESICCANT DEHUMID 3PH 460V	\$428	\$1,063	\$2,550
719	1020	5000 CFM DESICCANT DEHUMID 3PH460V	\$800	\$1,745	\$5,100
719	1030	7500/5500CFM DESICCANT DEHU 3PH460VTRIFU	\$800	\$1,745	\$5,100
719	2060	DEHUMIDIFIER DESICCANT 400 CFM	\$160	\$370	\$863
719	2080	DEHUMIDIFIER DESICCANT 800-900 CFM	\$250	\$750	\$2,000
925	3352	DEHUMIDIFIER LGR 60-80 PPD ELEC	\$45	\$170	\$383
925	3354	DEHUMIDIFIER LGR 130-200 PPD ELEC	\$63	\$298	\$595
<u>CLIMATE CONTROL - DIRECT FIRED</u>					
715	0100	200K BTU HYDRONIC HEAT EXCHANGER ELEC	\$60	\$175	\$505
715	0405	50K BTU DIRECT FORCED AIR HEATER LPG/NG	\$27	\$77	\$135
715	0408	50K-60K BTU RADIANT HEATER DSL/KERO	\$45	\$128	\$263
715	0410	80K BTU DIRECT FORCED AIR HEATER DSL/KER	\$45	\$128	\$263
715	0415	80K BTU DIRECT FORCED AIR HEATER LPG	\$45	\$128	\$263
715	0420	150K BTU DIRECT FORCED AIR HEAT DSL/KERO	\$54	\$153	\$300
715	0430	150K BTU DIRECT FORCED AIR HEATER LPG/NG	\$54	\$153	\$300
715	0435	110-150K BTU RADIANT HEATER DSL/KERO	\$86	\$242	\$469
715	0440	170K BTU DIRECT FORCED AIR HEATER LPG/NG	\$68	\$191	\$338
715	0445	170K BTU DIRECT FORCED AIR HEAT DSL/KERO	\$68	\$191	\$338
715	0450	200K BTU DIRECT FORCED AIR HEAT DSL/KERO	\$77	\$213	\$375
715	0460	400K BTU DIRECT FORCED AIR HEATER LPG	\$99	\$242	\$525
715	0462	400K BTU DIRECT FORCED AIR HEATER LPG/NG	\$113	\$319	\$563
715	0470	400K BTU DIRECT FORCED AIR HEAT DSL/KERO	\$113	\$319	\$563
715	0480	650K BTU DIRECT FORCED AIR HEAT DSL/KERO	\$131	\$298	\$675
715	0550	1.5M BTU DIRECT FORCED AIR HEATER LPG/NG	\$225	\$553	\$1,313
<u>CLIMATE CONTROL - ELECTRIC</u>					
715	0005	1.5KW STANDUP INFRARED ELECT HEATER 120V	\$27	\$89	\$206
715	0010	1.6KW ELECT HEATER 110V	\$18	\$68	\$135
715	0020	5-20KW VAR ELECT HEATER 1 - 4 PLUG 110V	\$45	\$136	\$263
715	0025	6KW ELECT HEATER 240V 1PH	\$45	\$136	\$263
715	0030	6-10KW VAR ELECT HEATER 240V 1PH	\$50	\$140	\$285
715	0040	15KW ELECT HEATER 240V 3PH SALAMANDER	\$59	\$157	\$364
715	0042	15KW ELECT HEATER 240V 1PH SALAMANDER	\$59	\$157	\$364
715	0045	15KW ELECT HEATER 480V 3PH SALAMANDER	\$59	\$157	\$364
715	0046	18KW ELECT HEATER 208V 1PH/240V 3PH	\$90	\$230	\$521

Omnia Gold

*Customer agrees to keep confidential the information contained herein and not to reproduce or disclose any such information, in whole or in part, to any individual or entity, without the prior written consent of Herc Rentals. Customer and Herc hereby agree to the equipment and pricing as detailed herein and unless otherwise exempt, Customer agrees to be responsible for all applicable fees and charges as published at HercRentals.com, including, without limitation, environmental and emissions, refueling, vehicle licensing fees, preventative maintenance and transportation charges. Any equipment that is ordered by or on behalf of Customer locally at a Herc branch or other such location, that is not on the list of equipment in this schedule, will be negotiated locally at time of rental, up to an amount not to exceed the then-current list price for a standard rental shift, plus any additional hours, as published at HercRentals.com. Herc may at its sole discretion modify or terminate any pricing herein with 30 days notice to customer.*

**PRINT DATE: Friday, October 30, 2020**



**AFFECTED REGIONS / BRANCHES**

US National (Excluding Hawaii, North Dakota &amp; Midland)

Exhibit A

**EFFECTIVE DATES: FROM: 01/01/2021 THROUGH: 12/31/2021****Pricing Schedule #:**

<b>CAT-CLASS DESCRIPTION</b>			<b>DAY</b>	<b>WEEK</b>	<b>MONTH</b>
<u>CLIMATE CONTROL - ELECTRIC</u>					
715	0050	13-20KW VAR ELECT HEATER 240V 3PH	\$72	\$204	\$439
715	0055	10-20KW VAR ELECT HEATER 208V/240V 3 PH	\$72	\$204	\$439
715	0060	30KW ELECT HEATER 480V 3PH	\$108	\$255	\$619
715	0070	60KW ELECT HEATER 480V 3PH	\$135	\$468	\$1,125
715	0120	1.35M BTU STAINLESS STEEL HEAT EXCHANGER	\$131	\$366	\$964
715	0140	3.8M BTU STAINLESS STEEL HEAT EXCHANGER	\$338	\$956	\$2,531
715	0205	80K BTU HEATER 1400 CFM WALL MOUNTED	\$45	\$115	\$250
715	0220	60KW ELECT INLINE HEATER 220V/460V 3PH	\$225	\$574	\$1,388
715	0235	150KW IND ELECT HEATER 480V 3PH 1/2IN SP	\$550	\$1,233	\$2,963
715	0237	150KW ELECT HEATER 480V 3PH 5IN SP NAROW	\$550	\$1,233	\$2,963
715	0240	150KW IND ELECT HEATER 480V 3PH 5IN SP	\$878	\$1,849	\$4,444
715	1087	PLATE HEAT EXCHANGER STEAM TO GLYCOL	\$475	\$1,190	\$2,890
<u>CLIMATE CONTROL - FANS &amp; BLOWERS</u>					
700	1240	FAN FLOOR 16-24IN HAZ LOC ELEC	\$90	\$165	\$440
700	1280	FAN MISTING OSCIL PORTABLE 100 GAL ELEC	\$90	\$240	\$595
700	1290	FAN MISTING OSCIL PORTABLE 19-40GAL ELEC	\$68	\$185	\$440
700	1310	INSULATION BLOWER ELECTRIC	\$158	\$360	\$1,000
700	1320	VACUUM INSULATION REMOVAL GAS	\$266	\$970	\$2,124
700	1420	BLOWER MANHOLE 8IN ELEC	\$41	\$150	\$324
700	1635	COOLER EVAPORATIVE PORT 24IN 115V ELEC	\$68	\$165	\$480
700	1640	COOLER EVAPORATIVE PORT 36IN 115V ELEC	\$68	\$165	\$480
700	1642	COOLER EVAPORATIVE PORT 36IN HAZ LOC	\$131	\$336	\$1,000
700	1645	COOLER EVAPORATIVE PORT 48IN 115V ELEC	\$72	\$172	\$500
925	3109	PEDESTAL FAN 30"	\$36	\$124	\$271
925	3123	ROUND FLOOR FAN 36	\$49	\$134	\$382
925	3126	ROUND FLOOR FAN 42	\$59	\$162	\$338
925	3129	ROUND FLOOR FAN 48	\$58	\$163	\$408
925	3250	AIRMOVER LOW PROFILE FAN	\$23	\$90	\$203
<u>CLIMATE CONTROL - FLAMELESS</u>					
715	1210	500K BTU 3500 CFM FLAMELESS HEATER DSL	\$1,350	\$2,975	\$7,125
715	1220	750K BTU 5500 CFM FLAMELESS HEATER DSL	\$1,530	\$3,230	\$7,875
715	1230	1M BTU 6000 CFM FLAMELESS HEATER DSL	\$2,000	\$5,000	\$9,500
<u>CLIMATE CONTROL - HYDRONIC SURFACE</u>					
715	1010	234K BTU HYDRONIC SURFACE HEATER DSL	\$1,350	\$2,975	\$6,375
715	1020	385K BTU HYDRONIC SURFACE HEATER DSL	\$1,400	\$3,050	\$6,535
715	1030	600K BTU HYDRONIC SURFACE HEATER DSL	\$1,485	\$3,400	\$7,425
715	1045	860K BTU HYDRONIC AIR HEATER DSL	\$1,553	\$3,870	\$8,055

Omnia Gold

*Customer agrees to keep confidential the information contained herein and not to reproduce or disclose any such information, in whole or in part, to any individual or entity, without the prior written consent of Herc Rentals. Customer and Herc hereby agree to the equipment and pricing as detailed herein and unless otherwise exempt, Customer agrees to be responsible for all applicable fees and charges as published at HercRentals.com, including, without limitation, environmental and emissions, refueling, vehicle licensing fees, preventative maintenance and transportation charges. Any equipment that is ordered by or on behalf of Customer locally at a Herc branch or other such location, that is not on the list of equipment in this schedule, will be negotiated locally at time of rental, up to an amount not to exceed the then-current list price for a standard rental shift, plus any additional hours, as published at HercRentals.com. Herc may at its sole discretion modify or terminate any pricing herein with 30 days notice to customer.*

**PRINT DATE: Friday, October 30, 2020**

**AFFECTED REGIONS / BRANCHES**

US National (Excluding Hawaii, North Dakota &amp; Midland)

Exhibit A

**EFFECTIVE DATES: FROM: 01/01/2021 THROUGH: 12/31/2021****Pricing Schedule #:**

<b>CAT-CLASS DESCRIPTION</b>			<b>DAY</b>	<b>WEEK</b>	<b>MONTH</b>
<u>CLIMATE CONTROL - INDIRECT FIRED</u>					
715	0600	70K BTU INDIR FORCED AIR HEAT DSL/KERO	\$20	\$60	\$160
715	0605	120K BTU INDIR FORCED AIR HEAT DSL/KERO	\$24	\$70	\$170
715	0610	200K BTU INDIR FORCED AIR HEAT DSL/KERO	\$113	\$319	\$638
715	0615	200K BTU INDIR FORCED AIR HEATER NG	\$113	\$319	\$638
715	0620	400K BTU INDIR FORCED AIR HEAT DSL/KERO	\$171	\$446	\$1,013
715	0630	400K BTU INDIR FORCED AIR HEATER LPG/NG	\$162	\$425	\$938
715	0632	600K BTU INDIR FORCED AIR HEATER LPG/NG	\$360	\$765	\$2,080
715	0635	700K BTU INDIR FORCED AIR HEATER LP/NG	\$360	\$765	\$2,080
715	0640	750K BTU INDIR FORCED AIR HEATER LPG/NG	\$360	\$765	\$2,080
715	0660	1M BTU INDIR FORCED AIR HEATER LP/NG	\$473	\$1,105	\$2,600
715	0695	2M BTU INDIR FORCED AIR HEATER LP/NG	\$945	\$2,210	\$5,230
<u>CLIMATE CONTROL - OZONE AND HYDROXYL</u>					
700	1720	OZONE GENERATOR	\$41	\$150	\$324
700	1725	HYDROXYL GENERATOR LARGE AREA	\$135	\$410	\$720
<u>CLIMATE CONTROL - PORTABLE AIR CONDITIONERS</u>					
718	1100	1 TON PORT AIR CONDITIONER 120V	\$100	\$230	\$659
718	1101	1 TON PORT AIR CONDITIONER IT CUBE 115V	\$100	\$230	\$659
718	1102	1 TON PORT AIR CONDITIONER W/HEAT 120 V	\$100	\$230	\$659
718	1103	1 TON PORT AIR COND WATERCOOLED 120V	\$117	\$320	\$723
718	1104	1.2 TON PORT AIR COND W HEAT 5-20P PLUG	\$117	\$320	\$723
718	1105	1 TON PORT AIR COND HEPA UV 5-20P PLUG	\$117	\$320	\$723
718	1110	1 TON PORT AIR COND HEPA UV WATER 120V	\$135	\$350	\$775
718	1115	1.5 TON PORT AIR COND WATERCOOLED 120 V	\$117	\$320	\$723
718	1130	3 TON PORT AIR CONDITIONER 1PH 208/230V	\$180	\$440	\$1,007
718	1134	3 TON PORT AIR COND W/HEAT 3PH 208/230V	\$225	\$595	\$1,400
718	1156	5 TON PORT AIR COND WATCOOL 1PH 208/230V	\$225	\$595	\$1,400
718	1157	5 TON PORT AIR COND WATCOOL 3PH 208/230V	\$225	\$595	\$1,400
718	1158	5 TON PORT AIR COND WATERCOOLED 3PH 460V	\$225	\$595	\$1,424
718	1160	5 TON PORT AIR COND W/HEAT 3PH 208/230V	\$225	\$595	\$1,400
718	1162	5 TON PORT AIR COND W/HEAT 1PH 208/230V	\$225	\$595	\$1,400
718	1165	5 TON PORT AIR COND W/HEAT 3PH 460V	\$225	\$595	\$1,400
718	1302	12 TON PORT AIR COND W/HEAT 3PH 208/230V	\$395	\$995	\$2,560
718	1305	12 TON PORT AIR COND W/HEAT 3PH 230V	\$395	\$995	\$2,560
718	1310	12 TON PORT AIR COND W/HEAT 3PH 460V	\$395	\$995	\$2,560
<u>CLIMATE CONTROL - SELF-CONTAINED</u>					
715	0810	800K BTU SELF CONTAINED HEATER DSL	\$1,350	\$2,975	\$6,150
715	0815	1.0M BTU SELF CONTAINED HEATER DSL	\$1,350	\$3,000	\$7,500
715	0820	1.2M BTU SELF CONTAINED HEATER DSL	\$1,350	\$3,050	\$8,000

Omnia Gold

**Customer agrees to keep confidential the information contained herein and not to reproduce or disclose any such information, in whole or in part, to any individual or entity, without the prior written consent of Herc Rentals. Customer and Herc hereby agree to the equipment and pricing as detailed herein and unless otherwise exempt, Customer agrees to be responsible for all applicable fees and charges as published at HercRentals.com, including, without limitation, environmental and emissions, refueling, vehicle licensing fees, preventative maintenance and transportation charges. Any equipment that is ordered by or on behalf of Customer locally at a Herc branch or other such location, that is not on the list of equipment in this schedule, will be negotiated locally at time of rental, up to an amount not to exceed the then-current list price for a standard rental shift, plus any additional hours, as published at HercRentals.com. Herc may at its sole discretion modify or terminate any pricing herein with 30 days notice to customer.**

**PRINT DATE: Friday, October 30, 2020**

**AFFECTED REGIONS / BRANCHES**

US National (Excluding Hawaii, North Dakota &amp; Midland)

Exhibit A

**EFFECTIVE DATES: FROM: 01/01/2021 THROUGH: 12/31/2021****Pricing Schedule #:**

<b>CAT-CLASS DESCRIPTION</b>			<b>DAY</b>	<b>WEEK</b>	<b>MONTH</b>
<u>CLIMATE CONTROL - SELF-CONTAINED</u>					
<u>COMPACTION AND PAVING - DOUBLE DRUM</u>					
150	2820	ROLLER RIDE-ON SMOOTH 35IN DBL 1 TON GAS	\$175	\$495	\$1,180
150	2840	ROLLER RIDE-ON SMOOTH 47IN DBL 2 TON DSL	\$252	\$615	\$1,575
150	2860	ROLLER RIDE-ON SMOOTH 47IN DBL 3 TON DSL	\$252	\$615	\$1,575
150	2880	ROLLER RIDE-ON SMOOTH 66IN DBL 7 TON DSL	\$653	\$2,029	\$4,000
150	2920	ROLLER RIDE-ON SMOOTH 66IN DBL 11TON DSL	\$752	\$2,177	\$4,500
<u>COMPACTION AND PAVING - HOT ASPHALT TRANSPORTS</u>					
150	3020	ROLLER ASPHALT 9 WHL PNEUMATIC 68IN 12TN	\$228	\$1,307	\$3,923
150	4100	TRAILER ASPHALT HEATED SPRAYER 300 GAL	\$261	\$784	\$2,351
150	4120	ASPHALT CRACK FILLER W/B LP	\$130	\$300	\$640
150	5000	TRAILER CRACK SEALER 250 GAL	\$456	\$1,140	\$3,500
<u>COMPACTION AND PAVING - MILLING MACHINES</u>					
150	4000	ROAD MILLING COLD 20IN WIDE	\$1,283	\$3,599	\$9,681
150	4010	ROAD MILLING COLD 80IN WIDE	\$2,375	\$9,700	\$27,924
<u>COMPACTION AND PAVING - PADFOOT ROLLER ATTACHMENTS</u>					
150	2950	ROLLER ATTACHMENT PADFOOT 5 TON	\$57	\$170	\$459
150	2960	ROLLER ATTACHMENT PADFOOT 8 TON	\$119	\$350	\$680
150	2970	ROLLER ATTACHMENT PADFOOT 11 TON	\$143	\$383	\$850
<u>COMPACTION AND PAVING - PLATE COMPACTORS</u>					
150	1260	PLATE COMPACTOR UP TO 299LB GAS	\$75	\$238	\$395
150	1420	PLATE COMPACTOR 100LB TO 199LB REVERSBLE	\$75	\$238	\$497
150	1440	PLATE COMPACTOR 200LB TO 299LB REVERSBLE	\$85	\$290	\$600
150	1460	PLATE COMPACTOR 300LB TO 399LB REVERSBLE	\$85	\$290	\$600
150	1500	PLATE COMPACTOR 500LB TO 599LB REVERSBLE	\$130	\$420	\$900
150	1520	PLATE COMPACTOR 600LB TO 699LB REVERSBLE	\$140	\$475	\$965
150	1540	PLATE COMPACTOR 700LB TO 799LB REVERSBLE	\$150	\$505	\$1,024
150	1560	PLATE COMPACTOR 900LB TO 999LB REVERSBLE	\$235	\$790	\$1,609
150	1580	PLATE COMPACTOR 1000 TO 1100LB REVERSBLE	\$235	\$790	\$1,609
150	1600	PLATE COMPACTOR 1100LB-1199LB REVERSBLE	\$245	\$820	\$1,667
<u>COMPACTION AND PAVING - PLATE TAMPERS</u>					
150	1720	TAMPER 30LB 6IN AIR	\$50	\$165	\$338
<u>COMPACTION AND PAVING - RAMMERS</u>					
150	1040	RAMMER SAND	\$29	\$98	\$205
150	1060	RAMMER JUMPING JACK 1LB - 99LB GAS	\$70	\$200	\$360
150	1070	RAMMER JUMPING JACK 100LB - 150LB GAS	\$70	\$200	\$360

Omnia Gold

*Customer agrees to keep confidential the information contained herein and not to reproduce or disclose any such information, in whole or in part, to any individual or entity, without the prior written consent of Herc Rentals. Customer and Herc hereby agree to the equipment and pricing as detailed herein and unless otherwise exempt, Customer agrees to be responsible for all applicable fees and charges as published at HercRentals.com, including, without limitation, environmental and emissions, refueling, vehicle licensing fees, preventative maintenance and transportation charges. Any equipment that is ordered by or on behalf of Customer locally at a Herc branch or other such location, that is not on the list of equipment in this schedule, will be negotiated locally at time of rental, up to an amount not to exceed the then-current list price for a standard rental shift, plus any additional hours, as published at HercRentals.com. Herc may at its sole discretion modify or terminate any pricing herein with 30 days notice to customer.*

**PRINT DATE: Friday, October 30, 2020**

**AFFECTED REGIONS / BRANCHES**

US National (Excluding Hawaii, North Dakota &amp; Midland)

Exhibit A

**EFFECTIVE DATES: FROM: 01/01/2021 THROUGH: 12/31/2021****Pricing Schedule #:**

<b>CAT-CLASS DESCRIPTION</b>			<b>DAY</b>	<b>WEEK</b>	<b>MONTH</b>
<u>COMPACTION AND PAVING - RAMMERS</u>					
150	1080	RAMMER JUMPING JACK 151LB - 199LB GAS	\$70	\$200	\$360
150	1120	RAMMER JUMPING JACK 100LB - 199LB BATT	\$90	\$305	\$630
150	1140	RAMMER JUMPING JACK 100LB - 199LB DSL	\$90	\$305	\$630
<u>COMPACTION AND PAVING - SINGLE DRUM</u>					
150	2560	ROLLER RIDE-ON PADFT 54IN SNG 5 TON	\$500	\$1,550	\$3,445
150	2580	ROLLER RIDE-ON PADFT 66IN SNG 8 TON	\$580	\$1,560	\$3,590
150	2600	ROLLER RIDE-ON PADFT 84IN SNG 11 TON	\$653	\$1,805	\$4,380
150	2620	ROLLER RIDE-ON PADFT 84IN SNG 14 TON	\$785	\$2,010	\$4,880
150	2730	ROLLER RIDE-ON SMOOTH 54IN SNG 5 TON	\$446	\$1,090	\$2,485
150	2760	ROLLER RIDE-ON SMOOTH 66IN SNG 8 TON	\$536	\$1,340	\$2,940
150	2770	ROLLER RIDE-ON SMOOTH 84IN SNG 11 TON	\$621	\$1,640	\$3,900
<u>COMPACTION AND PAVING - TAMPER ATTACHMENTS</u>					
150	3240	TAMPER ATTACHMENT 3000LB TO 3999LB	\$122	\$432	\$911
150	3260	TAMPER ATTACHMENT 6000LB TO 6999LB	\$143	\$540	\$1,148
150	3300	TAMPER ATTACHMENT 11000LB TO 11999LB	\$238	\$900	\$1,913
150	3320	TAMPER ATTACHMENT 24000LB TO 24999LB	\$261	\$990	\$2,104
<u>COMPACTION AND PAVING - TRENCH ROLLERS</u>					
150	2220	ROLLER TRENCH VIBRA DBL DRUM 22IN DSL	\$356	\$840	\$1,838
150	2260	ROLLER TRENCH VIBRA DBL DRUM 32IN DSL	\$356	\$840	\$1,838
<u>COMPACTION AND PAVING - WALK-BEHIND ROLLERS</u>					
150	2020	ROLLER WALKBEHIND DOUBLE DRUM 25IN GAS	\$155	\$410	\$750
150	2040	ROLLER WALKBEHIND SINGLE DRUM 28IN GAS	\$158	\$420	\$788
150	2100	ROLLER WALKBEHIND SINGLE DRUM 30IN GAS	\$158	\$420	\$788
<u>CONCRETE AND MASONRY - BUGGIES</u>					
100	1850	CONCRETE W/B PUSH BUGGY 6 CU FT	\$23	\$80	\$169
100	1860	CONCRETE W/B PUSH BUGGY 8 CU FT	\$23	\$80	\$169
100	1862	CONCRETE WHEEL POWER BUGGY 8 CU FT BATT	\$90	\$261	\$585
100	1864	CONCRETE WHEEL POWER BUGGY 10 CU FT BATT	\$150	\$375	\$935
100	1865	CONCRETE WHEEL POWER BUGGY 16 CU FT. LPG	\$167	\$592	\$1,249
100	1870	CONCRETE WHEEL POWER BUGGY 16 CU. FT.	\$149	\$460	\$848
100	1880	CONCRETE TRACK POWER BUGGY 10 CU. FT.	\$99	\$264	\$495
100	1890	CONCRETE TRACK POWER BUGGY 16 CU. FT.	\$167	\$592	\$1,249
<u>CONCRETE AND MASONRY - CHAIN SAWS</u>					
115	2890	CHAIN SAW CONCRETE 12-16IN GAS	\$113	\$392	\$859
<u>CONCRETE AND MASONRY - CONCRETE BUCKETS</u>					

Omnia Gold

*Customer agrees to keep confidential the information contained herein and not to reproduce or disclose any such information, in whole or in part, to any individual or entity, without the prior written consent of Herc Rentals. Customer and Herc hereby agree to the equipment and pricing as detailed herein and unless otherwise exempt, Customer agrees to be responsible for all applicable fees and charges as published at HercRentals.com, including, without limitation, environmental and emissions, refueling, vehicle licensing fees, preventative maintenance and transportation charges. Any equipment that is ordered by or on behalf of Customer locally at a Herc branch or other such location, that is not on the list of equipment in this schedule, will be negotiated locally at time of rental, up to an amount not to exceed the then-current list price for a standard rental shift, plus any additional hours, as published at HercRentals.com. Herc may at its sole discretion modify or terminate any pricing herein with 30 days notice to customer.*

**PRINT DATE: Friday, October 30, 2020**

**AFFECTED REGIONS / BRANCHES**

US National (Excluding Hawaii, North Dakota &amp; Midland)

Exhibit A

**EFFECTIVE DATES: FROM: 01/01/2021 THROUGH: 12/31/2021****Pricing Schedule #:**

<b>CAT-CLASS DESCRIPTION</b>			<b>DAY</b>	<b>WEEK</b>	<b>MONTH</b>
<u>CONCRETE AND MASONRY - CONCRETE BUCKETS</u>					
100	1900	CONCRETE BUCKET 1/2 YD	\$36	\$92	\$225
100	1905	CONCRETE BUCKET 1/3 YD	\$36	\$92	\$225
100	1910	CONCRETE BUCKET 3/4 YD	\$41	\$104	\$270
100	1920	CONCRETE BUCKET 1 YD	\$41	\$104	\$270
100	1930	CONCRETE BUCKET 1-1/2 YD	\$59	\$144	\$386
100	1940	CONCRETE BUCKET 2 YD	\$68	\$176	\$401
<u>CONCRETE AND MASONRY - CONCRETE MIX &amp; HAUL TRAILERS</u>					
610	1600	TRAILER MIXING 27 CF 7000 LB	\$126	\$448	\$945
610	1620	TRAILER MIXING 50 CF 10000 LB	\$135	\$480	\$1,013
<u>CONCRETE AND MASONRY - CONCRETE MIXERS</u>					
100	1620	CONCRETE MIXER 3-5CU. FT. ELEC	\$54	\$192	\$405
100	1690	CONCRETE MIXER 9 CU. FT. GAS	\$86	\$304	\$641
100	1710	CONCRETE MIXER 12 CU. FT. GAS	\$95	\$336	\$709
<u>CONCRETE AND MASONRY - CORE DRILLS</u>					
100	1420	CORE DRILL UP TO 3IN HAND HELD ELEC	\$86	\$304	\$641
100	1440	CORE DRILL UPTO 6IN HAND HELD/STAND ELEC	\$90	\$320	\$675
100	1470	CORE DRILL UP TO 12IN STAND ELEC	\$104	\$368	\$776
100	1480	CORE DRILL UP TO 24IN STAND HYDRAULIC	\$117	\$400	\$900
<u>CONCRETE AND MASONRY - CURB MOLDING MACHINES</u>					
100	3410	CURB MOLDING MACHINE GAS	\$351	\$980	\$2,220
<u>CONCRETE AND MASONRY - DEMOLITION ROBOT</u>					
230	1000	DEMOLITION ROBOT DXR140 2200LB 12FT ELEC	\$760	\$2,375	\$6,650
230	1100	DEMOLITION ROBOT DXR300 4300LB 17FT ELEC	\$1,140	\$3,325	\$8,550
<u>CONCRETE AND MASONRY - DEMOLITION ROBOT ATTACHMENTS</u>					
230	1200	BREAKER DEMOLITION ROBOT 310LB DXR140	\$166	\$380	\$1,140
230	1210	BREAKER DEMOLITION ROBOT 440LB DXR300	\$190	\$475	\$1,425
230	1215	BREAKER DEMOLITION ROBOT 660LB DXR300	\$215	\$570	\$1,710
230	1300	DEMOLITION ROBOT ATTCH GRAPPLER DXR140	\$190	\$475	\$1,425
230	1310	DEMOLITION ROBOT ATTCH GRAPPLER DXR300	\$190	\$475	\$1,425
230	1400	DEMOLITION ROBOT ATTCH CRUSHER DXR140	\$335	\$760	\$2,375
230	1410	DEMOLITION ROBOT ATTCH CRUSHER DXR300	\$404	\$950	\$2,660
230	1430	DEMOLITION ROBOT ATTCH DRUMCUTTER DXR300	\$404	\$950	\$2,660
230	1500	DEMOLITION ROBOT ATTCH SHEARER 140/300	\$404	\$950	\$2,660
230	1600	DEMOLITION ROBOT BUCKET 12 SMOOTH DXR140	\$29	\$71	\$214
230	1610	DEMOLITION ROBOT BUCKET 12 SMOOTH DXR300	\$29	\$71	\$214
230	1620	DEMOLITION ROBOT BUCKET 20 TRENCH DXR140	\$29	\$71	\$214

Omnia Gold

*Customer agrees to keep confidential the information contained herein and not to reproduce or disclose any such information, in whole or in part, to any individual or entity, without the prior written consent of Herc Rentals. Customer and Herc hereby agree to the equipment and pricing as detailed herein and unless otherwise exempt, Customer agrees to be responsible for all applicable fees and charges as published at HercRentals.com, including, without limitation, environmental and emissions, refueling, vehicle licensing fees, preventative maintenance and transportation charges. Any equipment that is ordered by or on behalf of Customer locally at a Herc branch or other such location, that is not on the list of equipment in this schedule, will be negotiated locally at time of rental, up to an amount not to exceed the then-current list price for a standard rental shift, plus any additional hours, as published at HercRentals.com. Herc may at its sole discretion modify or terminate any pricing herein with 30 days notice to customer.*

**PRINT DATE: Friday, October 30, 2020**

**AFFECTED REGIONS / BRANCHES**

US National (Excluding Hawaii, North Dakota &amp; Midland)

Exhibit A

**EFFECTIVE DATES: FROM: 01/01/2021 THROUGH: 12/31/2021****Pricing Schedule #:**

<b>CAT-CLASS DESCRIPTION</b>			<b>DAY</b>	<b>WEEK</b>	<b>MONTH</b>
<u>CONCRETE AND MASONRY - DEMOLITION ROBOT ATTACHMENTS</u>					
230	1630	DEMOLITION ROBOT BUCKET 20 TRENCH DXR300	\$29	\$71	\$214
230	1640	DEMOLITION ROBOT BUCKET 30 SMOOTH DXR140	\$29	\$71	\$214
230	1650	DEMOLITION ROBOT BUCKET 30 SMOOTH DXR300	\$29	\$71	\$214
<u>CONCRETE AND MASONRY - HANDHELD CUTOFF SAWS</u>					
100	2700	CONCRETE CUTOFF SAW 12IN DUSTLES HH ELEC	\$54	\$192	\$405
100	2710	CONCRETE CUTOFF SAW 14IN HAND HELD ELEC	\$54	\$192	\$405
100	2720	CONCRETE CUTOFF SAW 12IN HAND HELD GAS	\$68	\$240	\$506
100	2730	CONCRETE CUTOFF SAW 14IN HAND HELD GAS	\$68	\$240	\$506
100	2740	CONCRETE CUTOFF SAW 16IN HAND HELD GAS	\$77	\$272	\$574
100	2750	CONCRETE CUTOFF SAW 14IN HAND HELD AIR	\$57	\$200	\$439
100	2780	CONCRETE CUTNBRK SAW 16IN HAND HELD GAS	\$68	\$240	\$506
<u>CONCRETE AND MASONRY - MISCELLANEOUS</u>					
100	1410	CONCRETE IMAGING DETECTION SYSTEM	\$500	\$1,500	\$4,500
100	1800	TILT DEBRIS CART 3/4 CU YD BATTERY 750LB	\$71	\$214	\$495
<u>CONCRETE AND MASONRY - MORTAR MIXERS</u>					
100	1720	MORTAR MIXER 4 CU. FT. ELEC	\$59	\$208	\$439
100	1750	MORTAR MIXER 7 CU. FT. GAS	\$86	\$304	\$641
100	1770	MORTAR MIXER 9 CU. FT. GAS	\$86	\$304	\$641
100	1780	MORTAR MIXER 12 CU. FT. GAS	\$95	\$336	\$709
<u>CONCRETE AND MASONRY - REBAR CUTTERS</u>					
100	1950	CUTTER REBAR UP TO 1 IN	\$59	\$208	\$439
<u>CONCRETE AND MASONRY - ROTARY &amp; HAMMER DRILLS</u>					
100	1050	ROTARY HAMMER 1/4-1 IN SDS PLUS BATT	\$45	\$160	\$338
100	1090	ROTARY HAMMER 3/16-3/4IN SDS PLUS ELEC	\$45	\$160	\$338
100	1140	ROTARY HAMMER SDS MAX COMBO 1/2-6IN ELEC	\$54	\$192	\$405
100	1150	ROTARY HAMMER SDS MAX COMBO 1/2-3IN ELEC	\$54	\$192	\$405
100	1180	ROTARY HAMMER DRILL AIR	\$36	\$128	\$270
100	2775	CONCRETE CUTNBRK SAW 14IN HAND HELD ELEC	\$57	\$200	\$439
100	8270	TRAILER MOUNTED FALL PROTECTION	\$380	\$950	\$2,340
<u>CONCRETE AND MASONRY - SCREEDS</u>					
100	2500	CONCRETE SCREED PORTABLE 10-16FT GAS	\$72	\$256	\$540
<u>CONCRETE AND MASONRY - TILE SAWS</u>					
100	3070	CONCRETE BRICK SAW 14IN ELEC	\$81	\$288	\$608
100	3080	CONCRETE BRICK SAW 14IN GAS	\$81	\$288	\$608
100	3220	TILE AND STONE COMBICUT SAW 10IN ELEC	\$59	\$208	\$439

Omnia Gold

*Customer agrees to keep confidential the information contained herein and not to reproduce or disclose any such information, in whole or in part, to any individual or entity, without the prior written consent of Herc Rentals. Customer and Herc hereby agree to the equipment and pricing as detailed herein and unless otherwise exempt, Customer agrees to be responsible for all applicable fees and charges as published at HercRentals.com, including, without limitation, environmental and emissions, refueling, vehicle licensing fees, preventative maintenance and transportation charges. Any equipment that is ordered by or on behalf of Customer locally at a Herc branch or other such location, that is not on the list of equipment in this schedule, will be negotiated locally at time of rental, up to an amount not to exceed the then-current list price for a standard rental shift, plus any additional hours, as published at HercRentals.com. Herc may at its sole discretion modify or terminate any pricing herein with 30 days notice to customer.*

**PRINT DATE: Friday, October 30, 2020**



**AFFECTED REGIONS / BRANCHES**

US National (Excluding Hawaii, North Dakota &amp; Midland)

Exhibit A

**EFFECTIVE DATES: FROM: 01/01/2021 THROUGH: 12/31/2021****Pricing Schedule #:**

<b>CAT-CLASS DESCRIPTION</b>			<b>DAY</b>	<b>WEEK</b>	<b>MONTH</b>
<u>CONCRETE AND MASONRY - TILE SAWS</u>					
100	3230	TILE SAW 10IN ELEC	\$59	\$208	\$439
<u>CONCRETE AND MASONRY - TROWELS</u>					
100	2550	CONCRETE TROWEL MACHINE 36IN W/B ELEC	\$68	\$240	\$451
100	2595	CONCRETE TROWEL MACHINE 24IN W/B GAS	\$77	\$272	\$574
100	2600	CONCRETE TROWEL MACHINE 36IN W/B GAS	\$77	\$272	\$574
100	2610	CONCRETE TROWEL MACHINE 46IN W/B GAS	\$86	\$304	\$641
100	2620	CONCRETE TROWEL MACHINE 48IN W/B GAS	\$86	\$304	\$641
100	2650	CONCRETE TROWEL 96IN POWER RIDE-ON GAS	\$225	\$800	\$1,688
<u>CONCRETE AND MASONRY - VIBRATORS</u>					
100	2110	CONCRETE VIBRATOR 1HP ELEC	\$59	\$208	\$439
100	2120	CONCRETE VIBRATOR 2HP ELEC	\$59	\$208	\$439
100	2130	CONCRETE VIBRATOR 3HP ELEC	\$59	\$208	\$439
100	2230	HIGH FREQ INTERNAL CONCRETE VIBRATOR	\$77	\$272	\$574
100	2360	CONCRETE VIBRATOR BACKPACK GAS	\$63	\$224	\$473
100	2370	CONCRETE VIBRATOR BACKPACK W/2 BATT 1CHG	\$125	\$400	\$1,225
<u>CONCRETE AND MASONRY - WALK-BEHIND SAWS</u>					
100	2810	CONCRETE PUSH W/B SAW 10-19 HP GAS	\$77	\$272	\$574
100	2820	CONCRETE SELFPROP W/B SAW 10-19 HP GAS	\$113	\$400	\$844
100	2840	CONCRETE SELFPROP W/B SAW 20-29 HP GAS	\$135	\$480	\$1,013
100	2850	CONCRETE SELFPROP W/B SAW 30-39 HP GAS	\$221	\$680	\$1,418
100	2870	CONCRETE PUSH W/B SAW 0-9 HP ELEC	\$90	\$320	\$675
100	2880	CONCRETE SELFPROP W/B SAW 0-9 HP LPN	\$113	\$400	\$844
100	2895	CONCRETE SELFPROP W/B SAW 20-29 HP LPN	\$144	\$512	\$1,088
100	2910	CONCRETE SELFPROP W/B SAW 40 - 49 HP DSL	\$288	\$796	\$1,650
100	2925	CONCRETE SELFPROP W/B SAW 70 - 79 HP DSL	\$446	\$1,180	\$2,438
100	2930	CONCRETE PUSH W/B SAW 14IN BLADE AIR	\$77	\$272	\$574
100	2950	CONCRETE EARLY ENTRY SAW PUSH 6IN GAS	\$122	\$432	\$911
100	2960	CONCRETE EARLY ENTRY SAW W/B 10IN GAS	\$230	\$456	\$975
100	2980	CONCRETE CRACK REPAIR SAW 8IN GAS	\$68	\$180	\$435
<u>CONTRACTOR AND INDUSTRIAL -</u>					
125	2380	HANDHELD TUBE EXPANDER BATT	\$23	\$60	\$169
135	6000	RR SPIKE PULLER HYD	\$54	\$136	\$375
135	6005	RR SPIKE DRIVER TALL HYD	\$63	\$160	\$450
135	6015	RR TAMPER TIE 10 GPM HYD	\$63	\$160	\$450
135	6020	RR CUTOFF SAW CCW HYD	\$54	\$136	\$375
135	6025	RR IMPACT DRILL 7/16QC HYD	\$54	\$136	\$375
135	6030	RR RAIL DRILL HYD	\$77	\$200	\$559

Omnia Gold

*Customer agrees to keep confidential the information contained herein and not to reproduce or disclose any such information, in whole or in part, to any individual or entity, without the prior written consent of Herc Rentals. Customer and Herc hereby agree to the equipment and pricing as detailed herein and unless otherwise exempt, Customer agrees to be responsible for all applicable fees and charges as published at HercRentals.com, including, without limitation, environmental and emissions, refueling, vehicle licensing fees, preventative maintenance and transportation charges. Any equipment that is ordered by or on behalf of Customer locally at a Herc branch or other such location, that is not on the list of equipment in this schedule, will be negotiated locally at time of rental, up to an amount not to exceed the then-current list price for a standard rental shift, plus any additional hours, as published at HercRentals.com. Herc may at its sole discretion modify or terminate any pricing herein with 30 days notice to customer.*

**PRINT DATE: Friday, October 30, 2020**



**AFFECTED REGIONS / BRANCHES**

US National (Excluding Hawaii, North Dakota &amp; Midland)

Exhibit A

**EFFECTIVE DATES: FROM: 01/01/2021 THROUGH: 12/31/2021****Pricing Schedule #:**

<b>CAT-CLASS DESCRIPTION</b>			<b>DAY</b>	<b>WEEK</b>	<b>MONTH</b>
<u>CONTRACTOR AND INDUSTRIAL -</u>					
135	6035	RR JACK TRACK HYD	\$41	\$104	\$289
<u>CONTRACTOR AND INDUSTRIAL - ACOUSTICAL SPRAYERS</u>					
100	5530	SPRAYER ACOUSTICAL STANDARD	\$63	\$224	\$473
<u>CONTRACTOR AND INDUSTRIAL - AERATORS</u>					
115	1810	AERATOR 10-19IN WIDTH WALKBEHIND	\$80	\$280	\$574
115	1820	AERATOR 20-29IN WIDTH WALKBEHIND	\$120	\$430	\$900
115	1840	AERATOR 20-29 IN WIDTH RIDE ON	\$220	\$730	\$1,925
<u>CONTRACTOR AND INDUSTRIAL - AIR BREAKERS</u>					
120	1610	BREAKER 30-39LB AIR	\$41	\$144	\$304
120	1620	BREAKER 40-49LB AIR	\$45	\$160	\$338
120	1640	BREAKER 60-69LB AIR	\$50	\$176	\$371
120	1660	BREAKER 90-99LB AIR	\$63	\$224	\$473
<u>CONTRACTOR AND INDUSTRIAL - AIR CHIPPING HAMMERS</u>					
120	1520	CHIPPING HAMMER RETAINER 13-20 LB AIR	\$41	\$144	\$304
120	1540	CHIPPING HAMMER RETAINER 26-31 LB AIR	\$45	\$160	\$338
<u>CONTRACTOR AND INDUSTRIAL - AIR CLAY SPADES</u>					
120	1700	CLAY DIGGER 30-39 LB AIR	\$41	\$144	\$304
<u>CONTRACTOR AND INDUSTRIAL - AIR GRINDERS</u>					
120	3000	GRINDER BATWING 7INCH AIR	\$18	\$48	\$135
120	3010	GRINDER ANGLE 4 IN AIR	\$18	\$48	\$135
120	3020	GRINDER HORIZ 7 IN AIR	\$18	\$48	\$135
120	3025	GRINDER VERTICAL 7 IN AIR	\$19	\$67	\$126
120	3030	GRINDER STRAIGHT AIR	\$14	\$36	\$101
120	3040	GRINDER DIE RIGHT ANGLE 1/4IN AIR	\$14	\$36	\$101
120	3050	GRINDER DIE 1/4IN AIR	\$14	\$36	\$101
<u>CONTRACTOR AND INDUSTRIAL - AIR HORIZONTAL DRILLS</u>					
120	3500	DRILL HORIZ 1/2INCH AIR	\$18	\$48	\$135
120	3510	DRILL HORIZ 3/8 AIR	\$15	\$36	\$100
120	3550	CONCRETE SLAB RIDER DRILL5/8-2-1/2IN AIR	\$300	\$900	\$2,700
<u>CONTRACTOR AND INDUSTRIAL - AIR IMPACT WRENCHES</u>					
130	1650	WRENCH IMPACT 1/2IN BATTERY	\$23	\$80	\$169
130	1670	WRENCH IMPACT 1/2IN ELEC	\$36	\$96	\$270
130	1680	WRENCH IMPACT 3/4IN ELEC	\$41	\$108	\$304
130	1690	WRENCH IMPACT 1IN ELEC	\$45	\$120	\$338

Omnia Gold

**Customer agrees to keep confidential the information contained herein and not to reproduce or disclose any such information, in whole or in part, to any individual or entity, without the prior written consent of Herc Rentals. Customer and Herc hereby agree to the equipment and pricing as detailed herein and unless otherwise exempt, Customer agrees to be responsible for all applicable fees and charges as published at HercRentals.com, including, without limitation, environmental and emissions, refueling, vehicle licensing fees, preventative maintenance and transportation charges. Any equipment that is ordered by or on behalf of Customer locally at a Herc branch or other such location, that is not on the list of equipment in this schedule, will be negotiated locally at time of rental, up to an amount not to exceed the then-current list price for a standard rental shift, plus any additional hours, as published at HercRentals.com. Herc may at its sole discretion modify or terminate any pricing herein with 30 days notice to customer.**

**PRINT DATE: Friday, October 30, 2020**

**AFFECTED REGIONS / BRANCHES**

US National (Excluding Hawaii, North Dakota &amp; Midland)

Exhibit A

**EFFECTIVE DATES: FROM: 01/01/2021 THROUGH: 12/31/2021****Pricing Schedule #:**

<b>CAT-CLASS DESCRIPTION</b>			<b>DAY</b>	<b>WEEK</b>	<b>MONTH</b>
<u>CONTRACTOR AND INDUSTRIAL - AIR IMPACT WRENCHES</u>					
135	2560	WRENCH IMPACT 3/8 AIR	\$18	\$35	\$75
135	2580	WRENCH IMPACT 1/2 AIR	\$18	\$35	\$75
135	2590	WRENCH IMPACT 3/4 AIR	\$20	\$40	\$120
135	2600	WRENCH IMPACT 1 AIR	\$35	\$70	\$200
135	2610	WRENCH IMPACT 1 1/2 AIR	\$50	\$100	\$300
135	2620	WRENCH IMPACT SPLINE 1 1/2 AIR	\$50	\$100	\$300
135	2640	WRENCH IMPACT SPLINE AIR	\$50	\$100	\$300
<u>CONTRACTOR AND INDUSTRIAL - AIR NAILERS</u>					
100	5620	NAILER FRAMING AIR	\$27	\$96	\$203
100	5630	NAILER FINISHING AIR	\$27	\$96	\$203
100	5640	NAILER ROOFING AIR	\$27	\$96	\$203
<u>CONTRACTOR AND INDUSTRIAL - AIR NUTRUNNERS</u>					
135	2750	TORQUE NUTRUNNER AIR .75IN SQ 1K	\$108	\$268	\$750
135	2755	TORQUE NUTRUNNER AIR 1IN SQ 1K	\$202	\$586	\$1,650
135	2757	TORQUE NUTRUNNER AIR 1IN SQ 3K	\$270	\$640	\$1,800
135	2760	TORQUE NUTRUNNER AIR 1.5IN SQ 4K	\$301	\$808	\$2,265
<u>CONTRACTOR AND INDUSTRIAL - AIR RECIPROCATING SAWS</u>					
120	3610	SAW RECIPROCATING HAND AIR	\$36	\$96	\$244
120	3620	SAW HACK HAND HELD AIR	\$36	\$96	\$244
120	3640	SAW TIG AIR	\$36	\$96	\$244
<u>CONTRACTOR AND INDUSTRIAL - AIR RIVET BUSTERS</u>					
120	2010	RIVET BUSTER 6 IN STROKE	\$32	\$72	\$188
120	2020	CHIPPING HAMMER 4IN STROKE ROUND	\$32	\$72	\$188
120	2030	RIVET BUSTER 8IN STROKE	\$68	\$240	\$506
120	2040	RIVET BUSTER 11IN STROKE	\$72	\$256	\$540
<u>CONTRACTOR AND INDUSTRIAL - AIR ROCK DRILLS</u>					
120	1750	ROCK DRILL 1-9 LB AIR	\$54	\$192	\$405
120	1760	ROCK DRILL 10-19 LB AIR	\$59	\$208	\$439
120	1780	ROCK DRILL 30-39 LB AIR	\$63	\$224	\$473
120	1800	ROCK DRILL 40-49 LB AIR	\$72	\$256	\$540
120	1810	ROCK DRILL 50-59 LB AIR	\$77	\$272	\$574
120	1820	ROCK DRILL 60-69 LB AIR	\$77	\$272	\$574
<u>CONTRACTOR AND INDUSTRIAL - AIR ROCK SPLITTERS</u>					
120	1900	ROCK SPLITTER	\$95	\$299	\$831
120	1910	ROCK SPLITTER POWER BOX	\$109	\$270	\$595

Omnia Gold

*Customer agrees to keep confidential the information contained herein and not to reproduce or disclose any such information, in whole or in part, to any individual or entity, without the prior written consent of Herc Rentals. Customer and Herc hereby agree to the equipment and pricing as detailed herein and unless otherwise exempt, Customer agrees to be responsible for all applicable fees and charges as published at HercRentals.com, including, without limitation, environmental and emissions, refueling, vehicle licensing fees, preventative maintenance and transportation charges. Any equipment that is ordered by or on behalf of Customer locally at a Herc branch or other such location, that is not on the list of equipment in this schedule, will be negotiated locally at time of rental, up to an amount not to exceed the then-current list price for a standard rental shift, plus any additional hours, as published at HercRentals.com. Herc may at its sole discretion modify or terminate any pricing herein with 30 days notice to customer.*

**PRINT DATE: Friday, October 30, 2020**

**AFFECTED REGIONS / BRANCHES**

US National (Excluding Hawaii, North Dakota &amp; Midland)

Exhibit A

**EFFECTIVE DATES: FROM: 01/01/2021 THROUGH: 12/31/2021****Pricing Schedule #:**

<b>CAT-CLASS DESCRIPTION</b>			<b>DAY</b>	<b>WEEK</b>	<b>MONTH</b>
<u>CONTRACTOR AND INDUSTRIAL - AUTOMOTIVE TOOLS</u>					
115	4010	CHARGER BATTERY 1 TO 24 V	\$27	\$72	\$203
<u>CONTRACTOR AND INDUSTRIAL - BED EDGERS</u>					
115	1960	BED EDGER	\$86	\$260	\$581
<u>CONTRACTOR AND INDUSTRIAL - BLOWERS</u>					
115	2410	LEAF BLOWER HANDHELD GAS	\$18	\$64	\$135
115	2420	LEAF BLOWER BACKPACK GAS	\$32	\$112	\$236
115	2430	LEAF BLOWER WALKBEHIND GAS	\$50	\$176	\$371
<u>CONTRACTOR AND INDUSTRIAL - BRUSH CHIPPERS</u>					
115	3510	BRUSH CHIPPER 6IN 20 - 25 HP GAS	\$293	\$780	\$1,575
115	3540	BRUSH CHIPPER 12IN 49 - 74 HP DSL	\$450	\$1,080	\$2,700
115	3545	BRUSH CHIPPER 12IN 49 - 90 HP GAS	\$450	\$1,080	\$2,700
115	3570	BRUSH CHIPPER 18IN 170 - 179 HP DSL	\$765	\$2,000	\$4,500
<u>CONTRACTOR AND INDUSTRIAL - CHAIN SAWS</u>					
115	2700	CHAIN SAW 16IN ELECTRIC	\$41	\$144	\$304
115	2760	CHAIN SAW 14IN GAS	\$50	\$176	\$371
115	2770	CHAIN SAW 16IN GAS	\$50	\$176	\$371
115	2780	CHAIN SAW 18IN GAS	\$59	\$208	\$439
115	2790	CHAIN SAW 20IN GAS	\$59	\$208	\$439
115	2810	CHAIN SAW 25IN GAS	\$68	\$240	\$506
115	2820	CHAIN SAW 28IN GAS	\$77	\$272	\$574
115	2840	CHAIN SAW 32IN GAS	\$77	\$272	\$574
<u>CONTRACTOR AND INDUSTRIAL - CIRCULAR SAWS</u>					
100	6510	SAW CIRCULAR 7 1/4IN BLADE ELEC	\$18	\$64	\$135
100	6520	SAW CIRCULAR 10 1/4IN BLADE ELEC	\$27	\$96	\$203
100	6530	SAW CIRCULAR 16 IN ELEC	\$45	\$160	\$338
100	6540	SAW WORM DRIVE TYPE 7-14IN ELEC	\$18	\$64	\$135
120	3600	SAW CIRCULAR 8 1/4INCH AIR	\$27	\$72	\$203
<u>CONTRACTOR AND INDUSTRIAL - COLD WATER PRESSURE WASHERS</u>					
105	2000	WASHER 1000-1999 PSI GAS	\$72	\$256	\$540
105	2010	WASHER 1000 PSI ELEC 120V 12.5-15AMP	\$72	\$256	\$540
105	2020	WASHER 2000-2999 PSI GAS	\$72	\$256	\$540
105	2030	WASHER 2000-2999 PSI LPN	\$72	\$256	\$540
105	2040	WASHER 3000 PSI DSL	\$108	\$384	\$810
105	2050	WASHER 3000-3999 PSI GAS	\$90	\$320	\$675
105	2060	WASHER 4000-4999 PSI GAS	\$90	\$320	\$675
105	2070	WASHER 5000-5999 PSI GAS	\$126	\$448	\$975

Omnia Gold

**Customer agrees to keep confidential the information contained herein and not to reproduce or disclose any such information, in whole or in part, to any individual or entity, without the prior written consent of Herc Rentals. Customer and Herc hereby agree to the equipment and pricing as detailed herein and unless otherwise exempt, Customer agrees to be responsible for all applicable fees and charges as published at HercRentals.com, including, without limitation, environmental and emissions, refueling, vehicle licensing fees, preventative maintenance and transportation charges. Any equipment that is ordered by or on behalf of Customer locally at a Herc branch or other such location, that is not on the list of equipment in this schedule, will be negotiated locally at time of rental, up to an amount not to exceed the then-current list price for a standard rental shift, plus any additional hours, as published at HercRentals.com. Herc may at its sole discretion modify or terminate any pricing herein with 30 days notice to customer.**

**PRINT DATE: Friday, October 30, 2020**

**AFFECTED REGIONS / BRANCHES**

US National (Excluding Hawaii, North Dakota &amp; Midland)

Exhibit A

**EFFECTIVE DATES: FROM: 01/01/2021 THROUGH: 12/31/2021****Pricing Schedule #:**

<b>CAT-CLASS DESCRIPTION</b>			<b>DAY</b>	<b>WEEK</b>	<b>MONTH</b>
<u>CONTRACTOR AND INDUSTRIAL - COLD WATER PRESSURE WASHERS</u>					
<u>CONTRACTOR AND INDUSTRIAL - CONDUIT BENDERS, ELECTRIC</u>					
125	2000	CONDUIT BENDER UP TO 2 555 ELEC	\$99	\$264	\$743
125	2020	CONDUIT BENDER PVC/RIG/EMT/IMC 1/2-2 ELE	\$144	\$384	\$1,080
<u>CONTRACTOR AND INDUSTRIAL - CONDUIT BENDERS, HYDRAULIC</u>					
125	2010	CONDUIT BENDER 1-1/4 TO 5IN HYDRAULIC	\$171	\$608	\$1,283
125	2025	SS TUBING BENDER 1/4-3/4 KIT W/CUTTER	\$100	\$300	\$600
<u>CONTRACTOR AND INDUSTRIAL - CONFINED SPACE RESCUE KITS</u>					
100	8220	SAFETY CONFINED SPACE ENTRY & RESCUE KIT	\$81	\$208	\$525
<u>CONTRACTOR AND INDUSTRIAL - CORDLESS RECIPROCATING SAWS</u>					
100	6560	SAW RECIPROCATING HAND BATTERY	\$18	\$64	\$135
100	6570	SAW RECIPROCATING HAND ELEC	\$18	\$64	\$135
<u>CONTRACTOR AND INDUSTRIAL - CRIMPERS</u>					
130	1550	CABLE CRIMPER W/ DIE KIT 12T MANUAL HYD	\$72	\$192	\$563
130	1555	CABLE CRIMPER DIELESS 12TON BATTERY	\$100	\$240	\$765
130	1560	CABLE CRIMPER W/ DIE KIT 15 T BATTERY	\$216	\$520	\$1,350
<u>CONTRACTOR AND INDUSTRIAL - CRIMPING TOOLS</u>					
130	1950	CRIMPING TOOL 12TON 120V BATTERY	\$45	\$160	\$375
<u>CONTRACTOR AND INDUSTRIAL - DIAMOND GRINDERS</u>					
100	4570	GRINDER DIAMOND 6IN DUSTLESS ELEC	\$104	\$368	\$776
<u>CONTRACTOR AND INDUSTRIAL - DIE GRINDERS</u>					
100	4490	GRINDER DIE 1-1/2 IN ELEC	\$14	\$36	\$71
100	4510	GRINDER DIE 2-1/2 IN ELEC	\$14	\$36	\$71
<u>CONTRACTOR AND INDUSTRIAL - DIGITAL PIPE LOCATORS</u>					
125	2560	LOCATOR PIPE DIGITAL KIT	\$95	\$248	\$671
<u>CONTRACTOR AND INDUSTRIAL - DNS</u>					
100	6670	SAW TOE KICK ELEC	\$27	\$72	\$203
100	7090	JEEPER PIPE INSPECTOR	\$23	\$60	\$169
<u>CONTRACTOR AND INDUSTRIAL - DRAIN CLEANERS</u>					
125	1420	PIPE SNAKE 1/2IN WIDE 75FT CABLE	\$54	\$192	\$405
125	1440	PIPE SNAKE 2IN WIDE 50FT CABLE	\$54	\$192	\$405
125	1450	PIPE SNAKE 2-4IN WIDE 100FT CBLE SELF FE	\$108	\$304	\$675

Omnia Gold

*Customer agrees to keep confidential the information contained herein and not to reproduce or disclose any such information, in whole or in part, to any individual or entity, without the prior written consent of Herc Rentals. Customer and Herc hereby agree to the equipment and pricing as detailed herein and unless otherwise exempt, Customer agrees to be responsible for all applicable fees and charges as published at HercRentals.com, including, without limitation, environmental and emissions, refueling, vehicle licensing fees, preventative maintenance and transportation charges. Any equipment that is ordered by or on behalf of Customer locally at a Herc branch or other such location, that is not on the list of equipment in this schedule, will be negotiated locally at time of rental, up to an amount not to exceed the then-current list price for a standard rental shift, plus any additional hours, as published at HercRentals.com. Herc may at its sole discretion modify or terminate any pricing herein with 30 days notice to customer.*

**PRINT DATE: Friday, October 30, 2020**

**AFFECTED REGIONS / BRANCHES**

US National (Excluding Hawaii, North Dakota &amp; Midland)

Exhibit A

**EFFECTIVE DATES: FROM: 01/01/2021 THROUGH: 12/31/2021****Pricing Schedule #:**

<b>CAT-CLASS DESCRIPTION</b>			<b>DAY</b>	<b>WEEK</b>	<b>MONTH</b>
<u>CONTRACTOR AND INDUSTRIAL - DRAIN CLEANERS</u>					
125	1460	PIPE SNAKE 1-2IN WIDE 25FT CABLE	\$41	\$100	\$188
125	1470	PIPE SNAKE 4-6IN WIDE 100FT CABLE	\$68	\$240	\$506
<u>CONTRACTOR AND INDUSTRIAL - DRYWALL SANDERS</u>					
100	5060	SANDER DRYWALL 9 IN HEAD 62 IN REACH	\$45	\$160	\$338
<u>CONTRACTOR AND INDUSTRIAL - ELECTRIC BREAKERS</u>					
100	1250	BREAKER 10-19LB ELEC	\$54	\$192	\$405
100	1260	BREAKER 20-29LB ELEC	\$63	\$224	\$473
100	1270	BREAKER 30-39LB ELEC	\$77	\$272	\$574
100	1300	BREAKER 60-69LB ELEC	\$90	\$320	\$675
100	1310	BREAKER 70-79LB ELEC	\$99	\$352	\$743
100	1320	CART FOR ELECTRIC BREAKER	\$59	\$208	\$439
<u>CONTRACTOR AND INDUSTRIAL - EXPLOSION PROOF LIGHTING</u>					
110	2000	LIGHT DROP LED 120V HAZ LOC	\$9	\$25	\$70
110	2010	LIGHT FLOOD INCAN 110V HAZ LOC ELEC	\$45	\$120	\$350
110	2020	LIGHT STAND AIR 250W HAZ LOC	\$99	\$264	\$743
110	2030	LIGHT BRICK LED HAZ LOC	\$135	\$370	\$1,040
110	2040	LIGHT FLOOD HAZ LOC AIR	\$90	\$240	\$675
110	2050	LIGHT STRING LED 100FT HAZ LOC	\$122	\$324	\$911
110	2080	LIGHT STRING INCAN 12V HAZ LOC	\$144	\$390	\$1,040
110	2100	LIGHT WORK INCAN 120V HAZ LOC	\$14	\$48	\$101
110	2110	LIGHT WORK INCAN 120V/12V HAZ LOC	\$41	\$144	\$304
<u>CONTRACTOR AND INDUSTRIAL - EYE WASH</u>					
135	3900	EYE WASH STATION	\$41	\$108	\$296
<u>CONTRACTOR AND INDUSTRIAL - FLANGE SPREADERS</u>					
125	2405	FLANGE SPREADER 5 TON HYD DROP PIN	\$45	\$120	\$338
125	2410	FLANGE SPREADER 5TONS RATCHET	\$41	\$96	\$169
125	2420	FLANGE SPREADER 1TON HYD	\$9	\$24	\$68
125	2425	FLANGE SPREADER 5TON HYD	\$45	\$90	\$185
125	2440	FLANGE SPREADER 10 TON HYD DROP PIN	\$63	\$168	\$473
125	2450	FLANGE SPREADER 14TON HYD	\$72	\$192	\$540
125	2460	FLANGE SPREADER 20TONS RATCHET	\$77	\$204	\$574
<u>CONTRACTOR AND INDUSTRIAL - FLOOR NAILERS</u>					
100	5210	NAILER FLOORING AIR	\$36	\$128	\$270
100	5670	NAILER SIDING AIR	\$27	\$96	\$203
<u>CONTRACTOR AND INDUSTRIAL - GAS BREAKERS</u>					

Omnia Gold

*Customer agrees to keep confidential the information contained herein and not to reproduce or disclose any such information, in whole or in part, to any individual or entity, without the prior written consent of Herc Rentals. Customer and Herc hereby agree to the equipment and pricing as detailed herein and unless otherwise exempt, Customer agrees to be responsible for all applicable fees and charges as published at HercRentals.com, including, without limitation, environmental and emissions, refueling, vehicle licensing fees, preventative maintenance and transportation charges. Any equipment that is ordered by or on behalf of Customer locally at a Herc branch or other such location, that is not on the list of equipment in this schedule, will be negotiated locally at time of rental, up to an amount not to exceed the then-current list price for a standard rental shift, plus any additional hours, as published at HercRentals.com. Herc may at its sole discretion modify or terminate any pricing herein with 30 days notice to customer.*

**PRINT DATE: Friday, October 30, 2020**

**AFFECTED REGIONS / BRANCHES**

US National (Excluding Hawaii, North Dakota &amp; Midland)

Exhibit A

**EFFECTIVE DATES: FROM: 01/01/2021 THROUGH: 12/31/2021****Pricing Schedule #:**

<b>CAT-CLASS DESCRIPTION</b>			<b>DAY</b>	<b>WEEK</b>	<b>MONTH</b>
<u>CONTRACTOR AND INDUSTRIAL - GAS BREAKERS</u>					
100	1290	BREAKER 50-59LB GAS	\$99	\$352	\$743
<u>CONTRACTOR AND INDUSTRIAL - GAS DRILLS</u>					
100	6040	DRILL GAS	\$32	\$112	\$236
<u>CONTRACTOR AND INDUSTRIAL - GRILLS</u>					
115	2970	GRILL TRAILER MOUNTED W/ROTISSURIE LPG	\$90	\$320	\$675
<u>CONTRACTOR AND INDUSTRIAL - HAND PLANERS</u>					
100	6200	PLANER BENCH 12 IN ELEC	\$68	\$200	\$368
<u>CONTRACTOR AND INDUSTRIAL - HEAT GUNS</u>					
100	6250	GUN HEAT UP TO 1000 DEGREE ELEC	\$9	\$16	\$34
<u>CONTRACTOR AND INDUSTRIAL - HEDGE TRIMMERS</u>					
115	2020	HEDGE TRIMMER 24IN ELEC	\$32	\$108	\$221
115	2030	HEDGE TRIMMER 30IN ELEC	\$32	\$108	\$221
115	2060	HEDGE TRIMMER 24IN GAS	\$41	\$144	\$263
115	2070	HEDGE TRIMMER 24IN ON A 42IN SHAFT GAS	\$54	\$156	\$296
115	2080	HEDGE TRIMMER 30IN GAS	\$54	\$156	\$296
<u>CONTRACTOR AND INDUSTRIAL - HORIZONTAL DRILLS</u>					
100	1520	DRILL 3/8IN ELEC	\$18	\$64	\$135
100	1550	DRILL 1/2IN ELEC	\$18	\$64	\$135
100	1570	DRILL 3/8IN BATTERY	\$18	\$64	\$135
<u>CONTRACTOR AND INDUSTRIAL - HOSE RACKS</u>					
125	2660	18X4HOSE RACKS W/FORKLIFT SLOTS/RISER	\$81	\$172	\$413
<u>CONTRACTOR AND INDUSTRIAL - HOT WATER PRESSURE WASHERS</u>					
105	2500	WASHER 2000-2999 PSI HOT WATER GAS	\$144	\$512	\$1,080
105	2505	WASHER 1000-1999 PSI HOT WATER ELEC	\$144	\$512	\$900
105	2515	WASHER 3000-3999 PSI HOT WATER GAS	\$162	\$576	\$1,215
<u>CONTRACTOR AND INDUSTRIAL - HYDRAULIC BREAKERS</u>					
100	1360	BREAKER 60-69 LB HYD	\$45	\$120	\$338
<u>CONTRACTOR AND INDUSTRIAL - HYDRAULIC PUNCHES</u>					
130	1750	PUNCH HYDRAULIC 35 TON	\$72	\$256	\$540
<u>CONTRACTOR AND INDUSTRIAL - HYDROSTATIC TEST PUMPS</u>					
125	1200	PUMP HYDROSTATIC TEST 3000 PSI MANUAL	\$68	\$148	\$394

Omnia Gold

*Customer agrees to keep confidential the information contained herein and not to reproduce or disclose any such information, in whole or in part, to any individual or entity, without the prior written consent of Herc Rentals. Customer and Herc hereby agree to the equipment and pricing as detailed herein and unless otherwise exempt, Customer agrees to be responsible for all applicable fees and charges as published at HercRentals.com, including, without limitation, environmental and emissions, refueling, vehicle licensing fees, preventative maintenance and transportation charges. Any equipment that is ordered by or on behalf of Customer locally at a Herc branch or other such location, that is not on the list of equipment in this schedule, will be negotiated locally at time of rental, up to an amount not to exceed the then-current list price for a standard rental shift, plus any additional hours, as published at HercRentals.com. Herc may at its sole discretion modify or terminate any pricing herein with 30 days notice to customer.*

**PRINT DATE: Friday, October 30, 2020**

**AFFECTED REGIONS / BRANCHES**

US National (Excluding Hawaii, North Dakota &amp; Midland)

Exhibit A

**EFFECTIVE DATES: FROM: 01/01/2021 THROUGH: 12/31/2021****Pricing Schedule #:**

<b>CAT-CLASS DESCRIPTION</b>			<b>DAY</b>	<b>WEEK</b>	<b>MONTH</b>
<u>CONTRACTOR AND INDUSTRIAL - HYDROSTATIC TEST PUMPS</u>					
125	1205	PUMP HYDROSTATIC TEST 6000 PSI MANUAL	\$54	\$132	\$371
125	1210	PUMP HYDROSTATIC TEST 500 PSI ELEC	\$104	\$256	\$600
125	1220	PUMP HYDROSTATIC TEST 300 PSI	\$104	\$256	\$600
125	1240	PUMP HYDROSTATIC TEST 500 PSI GAS	\$104	\$256	\$600
125	1270	PUMP HYDROSTATIC TEST 3600PSI HYD STD	\$180	\$640	\$1,350
125	1290	PUMP HYDROSTATIC TEST 10000 PSI 2 STAGE	\$160	\$425	\$1,190
125	1300	PUMP HYDROSTATIC TEST 10000 PSI AIR	\$104	\$256	\$600
<u>CONTRACTOR AND INDUSTRIAL - JIG SAWS</u>					
100	6500	SAW JIG HAND HELD ELEC	\$9	\$16	\$34
<u>CONTRACTOR AND INDUSTRIAL - KNOCKOUT SETS</u>					
130	1300	KNOCKOUT SET UP TO 4IN MANUAL HYD	\$35	\$80	\$200
130	1310	KNOCKOUT SET 4IN BATTERY	\$35	\$80	\$200
<u>CONTRACTOR AND INDUSTRIAL - LAWN EDGERS</u>					
115	1950	EDGER LAWN	\$45	\$160	\$300
<u>CONTRACTOR AND INDUSTRIAL - LEAF &amp; DEBRIS VACUUMS</u>					
105	3800	VACUUM WALK BEHIND LEAF	\$72	\$264	\$709
<u>CONTRACTOR AND INDUSTRIAL - LEVELS</u>					
100	7110	LEVEL OPTICAL TRANSIT	\$36	\$92	\$244
100	7140	LEVEL LASER PIPE	\$149	\$384	\$829
100	7160	LEVEL LASER VISIBLE	\$59	\$208	\$439
<u>CONTRACTOR AND INDUSTRIAL - LIGHT TOWERS</u>					
510	1010	LIGHT TOWER 50W LED SOLAR SKID	\$86	\$220	\$641
510	1015	LIGHT TOWER 640W LED SOLAR TRAILER	\$195	\$495	\$1,150
510	1020	LIGHT TOWER 200W LED SOLAR TRAILER	\$124	\$284	\$777
510	1030	LIGHT TOWER VERT MAST MAN NARROW BODY	\$110	\$260	\$450
510	1031	LIGHT TOWER BALLON LIGHT ATTACHMENT	\$48	\$190	\$425
510	1035	LIGHT TOWER HORIZ MAST MAN NARROW BODY	\$110	\$260	\$450
510	1040	LIGHT TOWER VERT MAST ELEC NARROW BODY	\$110	\$260	\$450
510	1055	LIGHT TOWER VERT MAST LED TRAILER	\$147	\$375	\$808
510	1060	LIGHT TOWER VERT MAST AUTO NARROW BODY	\$110	\$260	\$450
510	1070	LIGHT TOWER BALLOON KIT	\$117	\$326	\$425
510	1080	LIGHT TOWER MAN MAST 16FT LED CART 120V	\$86	\$220	\$641
510	1082	LIGHT TOWER ELEC MAST 23FT LED CART 120V	\$95	\$250	\$713
510	1084	LIGHT TOWER MAN MAST 23FT LED TRAIL 120V	\$95	\$250	\$713
510	1090	LIGHTTOWER HORIZ MAST 15KWGEN WIDE BODY	\$124	\$284	\$777
510	1100	LIGHTTOWER HORIZ MAST 20KWGEN WIDE BODY	\$140	\$350	\$1,080

Omnia Gold

**Customer agrees to keep confidential the information contained herein and not to reproduce or disclose any such information, in whole or in part, to any individual or entity, without the prior written consent of Herc Rentals. Customer and Herc hereby agree to the equipment and pricing as detailed herein and unless otherwise exempt, Customer agrees to be responsible for all applicable fees and charges as published at HercRentals.com, including, without limitation, environmental and emissions, refueling, vehicle licensing fees, preventative maintenance and transportation charges. Any equipment that is ordered by or on behalf of Customer locally at a Herc branch or other such location, that is not on the list of equipment in this schedule, will be negotiated locally at time of rental, up to an amount not to exceed the then-current list price for a standard rental shift, plus any additional hours, as published at HercRentals.com. Herc may at its sole discretion modify or terminate any pricing herein with 30 days notice to customer.**

**PRINT DATE: Friday, October 30, 2020**



**AFFECTED REGIONS / BRANCHES**

US National (Excluding Hawaii, North Dakota &amp; Midland)

Exhibit A

**EFFECTIVE DATES: FROM: 01/01/2021 THROUGH: 12/31/2021****Pricing Schedule #:**

<b>CAT-CLASS DESCRIPTION</b>			<b>DAY</b>	<b>WEEK</b>	<b>MONTH</b>
<u>CONTRACTOR AND INDUSTRIAL - LIGHT TOWERS</u>					
510	1120	LIGHTTOWER 15KWGEN WITH 500 GAL TANK	\$183	\$420	\$1,170
510	1140	LIGHT TOWER VERT MAST 20KW WIDE BODY	\$183	\$420	\$1,170
510	1160	LIGHT TOWER CUBE VERT MAST LED SKID	\$210	\$525	\$1,150
700	1740	UV-C LED LIGHT INDOOR USE ONLY 115V	\$95	\$270	\$270
700	1742	ROLLING STAND FOR UV-C LED LIGHT	\$9	\$28	\$60
<u>CONTRACTOR AND INDUSTRIAL - LOG SPLITTERS</u>					
115	2900	LOG SPLITTER 9HP 20-26 TON	\$86	\$304	\$641
115	2901	LOG SPLITTER 7-8 HP 30-34 TON	\$135	\$480	\$1,013
<u>CONTRACTOR AND INDUSTRIAL - MAGNETIC DRILLS</u>					
130	1210	DRILL MAGNETIC BASE 1/2IN ELEC	\$63	\$168	\$473
130	1220	DRILL MAGNETIC BASE 3/4IN ELEC	\$77	\$204	\$574
130	1240	DRILL MAGNETIC BASE 1-5/8 TO 2IN ELEC	\$99	\$264	\$743
130	1250	DRILL MAGNETIC BASE 2 TO 2-1/2IN ELEC	\$105	\$285	\$810
130	1260	DRILL MAGNETIC BASE 3IN ELEC	\$122	\$324	\$911
130	1280	DRILL MAGNETIC BASE 2-1/6IN AIR	\$126	\$336	\$945
<u>CONTRACTOR AND INDUSTRIAL - MATERIAL HANDLING</u>					
140	3300	FILTER POT CARBON 6 BAG VESSEL	\$90	\$320	\$1,000
140	3310	FILTER POT SS 2 VESSELS BAG SKID	\$180	\$550	\$1,620
140	3316	FILTER POT SS 6 BAG VESSEL 6IN INLT SKID	\$185	\$560	\$2,050
140	3320	FILTER POT CODED 12 IN CT BP TRAILER	\$432	\$1,160	\$3,900
140	3330	FILTER POT CODED DUAL 12 IN TRAILER	\$765	\$2,040	\$5,700
140	3430	DIESEL PARTICULATE FILTER FOR 4.9L	\$540	\$960	\$1,800
<u>CONTRACTOR AND INDUSTRIAL - METAL DETECTORS</u>					
100	7050	METAL DETECTOR FERROUS	\$36	\$128	\$270
100	7060	METAL DETECTOR TREASURE	\$18	\$52	\$135
<u>CONTRACTOR AND INDUSTRIAL - MISCELLANEOUS SHOP EQUIPMENT</u>					
125	2640	RACK CONDUIT	\$9	\$24	\$68
125	2670	WELDER FRAME 6 PACK	\$32	\$76	\$124
<u>CONTRACTOR AND INDUSTRIAL - MITER SAWS</u>					
100	6620	SAW MITER SLIDE COMPOUND 12 IN ELEC	\$41	\$144	\$304
<u>CONTRACTOR AND INDUSTRIAL - MOWERS</u>					
115	2190	MOWER LAWN 20-24IN PUSH GAS	\$27	\$96	\$203
115	2200	MOWER LAWN 20-24IN SELF PROPELLED GAS	\$36	\$128	\$270
115	2230	MOWER BRUSH 24-26IN SELF PROPELLED GAS	\$104	\$368	\$776
115	2240	MOWER LAWN 36-48IN RIDING GAS	\$117	\$416	\$878

Omnia Gold

*Customer agrees to keep confidential the information contained herein and not to reproduce or disclose any such information, in whole or in part, to any individual or entity, without the prior written consent of Herc Rentals. Customer and Herc hereby agree to the equipment and pricing as detailed herein and unless otherwise exempt, Customer agrees to be responsible for all applicable fees and charges as published at HercRentals.com, including, without limitation, environmental and emissions, refueling, vehicle licensing fees, preventative maintenance and transportation charges. Any equipment that is ordered by or on behalf of Customer locally at a Herc branch or other such location, that is not on the list of equipment in this schedule, will be negotiated locally at time of rental, up to an amount not to exceed the then-current list price for a standard rental shift, plus any additional hours, as published at HercRentals.com. Herc may at its sole discretion modify or terminate any pricing herein with 30 days notice to customer.*

**PRINT DATE: Friday, October 30, 2020**

**AFFECTED REGIONS / BRANCHES**

US National (Excluding Hawaii, North Dakota &amp; Midland)

Exhibit A

**EFFECTIVE DATES: FROM: 01/01/2021 THROUGH: 12/31/2021****Pricing Schedule #:**

<b>CAT-CLASS DESCRIPTION</b>			<b>DAY</b>	<b>WEEK</b>	<b>MONTH</b>
<u>CONTRACTOR AND INDUSTRIAL - MOWERS</u>					
115	2250	MOWER LAWN 49-60IN RIDING GAS	\$135	\$476	\$1,013
115	2260	MOWER LAWN 49-60IN RIDING DIESEL	\$167	\$592	\$1,249
<u>CONTRACTOR AND INDUSTRIAL - NIBBLERS</u>					
130	1850	NIBBLER 10 GAUGE ELEC	\$45	\$120	\$270
<u>CONTRACTOR AND INDUSTRIAL - OVERSEADERS</u>					
115	1850	OVERSEEDER WALKBEHIND GAS	\$117	\$340	\$825
<u>CONTRACTOR AND INDUSTRIAL - PAINT SPRAYERS</u>					
100	5500	SPRAYER PAINT STANDARD AIRLESS	\$90	\$316	\$566
100	5510	SPRAYER PAINT MEDIUM AIRLESS	\$68	\$240	\$506
<u>CONTRACTOR AND INDUSTRIAL - PIPE BENDERS</u>					
100	7530	CONDUIT BENDING TABLE	\$100	\$200	\$400
<u>CONTRACTOR AND INDUSTRIAL - PIPE BEVELING TOOLS</u>					
125	2160	PIPE CUTTER BEVELLER 2-4	\$27	\$72	\$203
125	2170	PIPE CUTTER BEVELLER 3-8	\$30	\$79	\$223
125	2180	PIPE CUTTER BEVELLER 7-12	\$36	\$96	\$270
125	2190	PIPE CUTTER BEVELLER 14-20	\$50	\$132	\$371
125	2200	PIPE CUTTER BEVELLER 20-26	\$68	\$180	\$506
125	2210	PIPE CUTTER BEVELLER 24-30	\$77	\$204	\$574
125	2220	PIPE CUTTER BEVELLER 30-36	\$86	\$228	\$641
125	2260	PIPE CUTTER BEVELLING BAND 96	\$63	\$168	\$473
<u>CONTRACTOR AND INDUSTRIAL - PIPE CAMERAS</u>					
125	1590	THERMAL IMAGING INFARED CAMERA	\$125	\$360	\$925
125	1600	CAMERA SEWER 3-10	\$180	\$640	\$1,350
125	1610	BURIED LINE PIPE AND CAMERA LOCATOR	\$45	\$160	\$338
125	1615	BURIED LINE TRANSMITTER NO LOCATOR	\$50	\$88	\$334
<u>CONTRACTOR AND INDUSTRIAL - PIPE CLAMPS</u>					
125	2510	CLAMP ADJ CHAIN 4-16	\$14	\$36	\$101
125	2520	CLAMP ADJ CHAIN 6-36	\$20	\$57	\$160
<u>CONTRACTOR AND INDUSTRIAL - PIPE CUTTERS</u>					
125	2110	PIPE CUTTER 8 STRAIGHT	\$54	\$144	\$293
125	2120	PIPE CUTTER 12 STRAIGHT	\$63	\$168	\$368
125	2130	PIPE CUTTER 16 STRAIGHT	\$72	\$192	\$431
125	2150	PIPE CUTTER 24 STRAIGHT	\$90	\$240	\$619
125	2230	PIPE CUTTER BEVELLER 4IN AND UP ELEC	\$72	\$192	\$540

Omnia Gold

*Customer agrees to keep confidential the information contained herein and not to reproduce or disclose any such information, in whole or in part, to any individual or entity, without the prior written consent of Herc Rentals. Customer and Herc hereby agree to the equipment and pricing as detailed herein and unless otherwise exempt, Customer agrees to be responsible for all applicable fees and charges as published at HercRentals.com, including, without limitation, environmental and emissions, refueling, vehicle licensing fees, preventative maintenance and transportation charges. Any equipment that is ordered by or on behalf of Customer locally at a Herc branch or other such location, that is not on the list of equipment in this schedule, will be negotiated locally at time of rental, up to an amount not to exceed the then-current list price for a standard rental shift, plus any additional hours, as published at HercRentals.com. Herc may at its sole discretion modify or terminate any pricing herein with 30 days notice to customer.*

**PRINT DATE: Friday, October 30, 2020**

**AFFECTED REGIONS / BRANCHES**

US National (Excluding Hawaii, North Dakota &amp; Midland)

Exhibit A

**EFFECTIVE DATES: FROM: 01/01/2021 THROUGH: 12/31/2021****Pricing Schedule #:**

<b>CAT-CLASS DESCRIPTION</b>			<b>DAY</b>	<b>WEEK</b>	<b>MONTH</b>
<u>CONTRACTOR AND INDUSTRIAL - PIPE CUTTERS</u>					
<u>CONTRACTOR AND INDUSTRIAL - PIPE GROOVERS</u>					
125	2565	PIPE FREEZING TOOL 1/2 TO 2-1/2 IN ELEC	\$120	\$415	\$780
125	2570	PIPE GROOVER ATTACHMENT 2-12	\$45	\$120	\$338
<u>CONTRACTOR AND INDUSTRIAL - PIPE PRESS</u>					
125	2690	PIPE PRESS TOOL PRO 1/2 - 2 IN BATT	\$68	\$240	\$506
<u>CONTRACTOR AND INDUSTRIAL - PIPE STANDS</u>					
125	2530	STAND VISE PIPE YOKE	\$14	\$36	\$101
125	2550	STAND VISE PIPE CHAIN	\$5	\$8	\$23
<u>CONTRACTOR AND INDUSTRIAL - PIPE THREADERS</u>					
125	2300	PIPE THREADER 535 1/8-2 ELEC	\$135	\$380	\$705
125	2310	PIPE THREADER 1224 1/4-4 ELEC	\$176	\$400	\$900
125	2320	PIPE THREADER 700 POWER PONY	\$63	\$168	\$473
125	2340	PIPE THREADER GEARED ATTACH 2 1/2-4 141	\$54	\$144	\$405
125	2350	PIPE THREADER GEARED ATTACH 4-6 161	\$63	\$168	\$473
125	2360	PIPE THREADER 300 1/8-2 ELEC	\$108	\$352	\$660
<u>CONTRACTOR AND INDUSTRIAL - PLASMA CUTTERS</u>					
550	3010	PLASMA CUTTER 7/8IN 1PH 120/240V	\$85	\$204	\$500
550	3015	PLASMA CUTTER 5/8IN AIRCOMP 1PH 120/240V	\$85	\$230	\$600
550	3020	PLASMA CUTTER 1IN 1PH 208/230V	\$140	\$319	\$900
550	3030	PLASMA CUTTER 1-1/4IN 1PH/480V 3PH/600V	\$180	\$438	\$1,192
550	3060	PLASMA CUTTER 1-3/4IN 3PH 600V	\$432	\$1,037	\$2,840
<u>CONTRACTOR AND INDUSTRIAL - POLE PRUNERS</u>					
115	2754	POLE PRUNER 7IN REACH GAS	\$45	\$160	\$338
115	2755	POLE PRUNER 8-12FT REACH GAS	\$50	\$176	\$371
<u>CONTRACTOR AND INDUSTRIAL - PORTABLE</u>					
175	1100	SURVEILLANCE TRAILER SINGLE CAMERA UNIT	\$260	\$637	\$1,900
175	1105	SURVEILLANCE TRAILER INFARED CAMERA	\$275	\$695	\$2,080
175	1110	SURVEILLANCE SINGLE CAMERA UNIT EXTRA	\$67	\$162	\$475
175	1115	SURVEILLANCE CAMERA W TRIPOD 115V	\$114	\$276	\$808
175	1120	SURVEILLANCE INFRARED CAMERA EXTRA	\$80	\$190	\$555
<u>CONTRACTOR AND INDUSTRIAL - PORTABLE BAND SAWS</u>					
100	6710	SAW BANDSAW HAND ELEC	\$36	\$128	\$270
120	3630	SAW BAND HAND AIR	\$36	\$96	\$244

Omnia Gold

*Customer agrees to keep confidential the information contained herein and not to reproduce or disclose any such information, in whole or in part, to any individual or entity, without the prior written consent of Herc Rentals. Customer and Herc hereby agree to the equipment and pricing as detailed herein and unless otherwise exempt, Customer agrees to be responsible for all applicable fees and charges as published at HercRentals.com, including, without limitation, environmental and emissions, refueling, vehicle licensing fees, preventative maintenance and transportation charges. Any equipment that is ordered by or on behalf of Customer locally at a Herc branch or other such location, that is not on the list of equipment in this schedule, will be negotiated locally at time of rental, up to an amount not to exceed the then-current list price for a standard rental shift, plus any additional hours, as published at HercRentals.com. Herc may at its sole discretion modify or terminate any pricing herein with 30 days notice to customer.*

**PRINT DATE: Friday, October 30, 2020**

**AFFECTED REGIONS / BRANCHES**

US National (Excluding Hawaii, North Dakota &amp; Midland)

Exhibit A

**EFFECTIVE DATES: FROM: 01/01/2021 THROUGH: 12/31/2021****Pricing Schedule #:**

<b>CAT-CLASS DESCRIPTION</b>			<b>DAY</b>	<b>WEEK</b>	<b>MONTH</b>
<u>CONTRACTOR AND INDUSTRIAL - PORTABLE LIGHTS</u>					
110	1530	LIGHT CART LED 150 WATT HAZ LOC	\$32	\$90	\$236
110	1550	LIGHT STAND LED 1-HEAD FLOOD	\$18	\$70	\$140
110	1553	LIGHT CART LED 200 WATT 1-HEAD	\$45	\$77	\$225
110	1555	LIGHT CART LED 400 WATT 2-HEAD	\$65	\$120	\$300
110	1560	LIGHT CART 400 WATT METAL HALIDE	\$69	\$150	\$395
110	1570	LIGHT WOBBLE LED 36IN	\$36	\$135	\$280
110	1575	LIGHT LED 360 DEGREE 115V	\$15	\$40	\$100
110	1577	LIGHT LED 360 DEGREE BATTERY	\$20	\$50	\$140
110	1580	LIGHT BALLOON LAMP LED 300/575 WATT	\$69	\$150	\$395
110	1590	LIGHT BALLOON LAMP 1000 WATT HALIDE	\$69	\$150	\$395
110	1700	LIGHT PEDESTAL 1000 WATT ELEC	\$32	\$80	\$184
110	1710	LIGHT PEDESTAL 2000 WATT ELEC	\$32	\$80	\$184
110	1850	LIGHT CRANE LED 450-500W	\$26	\$75	\$195
110	2055	LIGHT STRING 80FT LED 12V HAZ LOC	\$95	\$208	\$405
<u>CONTRACTOR AND INDUSTRIAL - PORTABLE TABLE SAWS</u>					
100	6650	SAW TABLE 10IN BLADE ELEC	\$41	\$144	\$304
<u>CONTRACTOR AND INDUSTRIAL - POST DRIVERS</u>					
115	2600	POST DRIVER 55LB AIR	\$90	\$320	\$675
115	2610	POST DRIVER 45LB GAS	\$90	\$320	\$675
115	2650	POST PULLER 3 TON MANUAL	\$23	\$60	\$169
<u>CONTRACTOR AND INDUSTRIAL - POSTHOLE AUGERS</u>					
115	2490	POSTHOLE AUGER ONE MAN GAS	\$90	\$320	\$675
115	2500	POSTHOLE AUGER ONE MAN TOWABLE GAS	\$90	\$320	\$675
115	2540	POSTHOLE AUGER TWO MAN GAS	\$90	\$320	\$675
<u>CONTRACTOR AND INDUSTRIAL - PRESSURE WASHERS WITH WATER TANK &amp; TRAILER</u>					
105	2800	WASHER TRAILER MOUNTED 3000 PSI DSL	\$284	\$680	\$1,395
105	2810	WASHER TRAILER MNT 3000-4000PSI HOT GAS	\$284	\$680	\$1,395
105	2830	WASHER TRAILER MNT 3000-3999PSI HOT DSL	\$284	\$680	\$1,395
<u>CONTRACTOR AND INDUSTRIAL - PVC HEATERS</u>					
125	1997	PVC HEATER/BENDER 4 IN	\$54	\$144	\$386
125	1998	PVC HEATER/BENDER 6 IN	\$64	\$152	\$398
<u>CONTRACTOR AND INDUSTRIAL - REBAR TOOLS</u>					
125	2030	BENDER CUTTER REBAR 3/4 HYD	\$95	\$248	\$671
125	2040	BENDER REBAR 0 TO 180 HYD	\$95	\$248	\$671
<u>CONTRACTOR AND INDUSTRIAL - RETRACTABLE LIFELINES</u>					

Omnia Gold

*Customer agrees to keep confidential the information contained herein and not to reproduce or disclose any such information, in whole or in part, to any individual or entity, without the prior written consent of Herc Rentals. Customer and Herc hereby agree to the equipment and pricing as detailed herein and unless otherwise exempt, Customer agrees to be responsible for all applicable fees and charges as published at HercRentals.com, including, without limitation, environmental and emissions, refueling, vehicle licensing fees, preventative maintenance and transportation charges. Any equipment that is ordered by or on behalf of Customer locally at a Herc branch or other such location, that is not on the list of equipment in this schedule, will be negotiated locally at time of rental, up to an amount not to exceed the then-current list price for a standard rental shift, plus any additional hours, as published at HercRentals.com. Herc may at its sole discretion modify or terminate any pricing herein with 30 days notice to customer.*

**PRINT DATE: Friday, October 30, 2020**

**AFFECTED REGIONS / BRANCHES**

US National (Excluding Hawaii, North Dakota &amp; Midland)

Exhibit A

**EFFECTIVE DATES: FROM: 01/01/2021 THROUGH: 12/31/2021****Pricing Schedule #:**

<b>CAT-CLASS DESCRIPTION</b>			<b>DAY</b>	<b>WEEK</b>	<b>MONTH</b>
<u>CONTRACTOR AND INDUSTRIAL - RETRACTABLE LIFELINES</u>					
100	8230	SAFETY LIFELINE 50	\$27	\$76	\$169
100	8240	FALL PROTECTION SELF-RETRACTING YOYO 60	\$32	\$112	\$322
<u>CONTRACTOR AND INDUSTRIAL - RIGHT ANGLE DRILLS</u>					
100	5990	DRILL 3/8 IN RIGHT ANGLE ELEC	\$23	\$80	\$169
100	6000	DRILL 1/2 IN RIGHT ANGLE ELECTRIC	\$23	\$80	\$169
<u>CONTRACTOR AND INDUSTRIAL - RIGHT ANGLE GRINDERS</u>					
100	4810	GRINDER R-ANGLE 4-1/2IN ELEC	\$14	\$36	\$71
100	4820	GRINDER RIGHT ANGLE 5 IN ELEC	\$14	\$36	\$71
100	4830	GRINDER RIGHT ANGLE 6 IN ELEC	\$14	\$36	\$71
100	4840	GRINDER RIGHT ANGLE 7 IN ELEC	\$14	\$36	\$71
<u>CONTRACTOR AND INDUSTRIAL - SANDBLAST</u>					
100	5150	DRY ICE BLASTING PACKAGE 40LB	\$309	\$770	\$2,309
<u>CONTRACTOR AND INDUSTRIAL - SANDERS</u>					
100	4970	SANDER DISC 7 IN ELEC	\$14	\$48	\$101
<u>CONTRACTOR AND INDUSTRIAL - SCREW GUNS</u>					
100	6100	SCREWGUN	\$14	\$40	\$75
100	6110	SCREWGUN W/ AUTO FEED	\$36	\$92	\$199
<u>CONTRACTOR AND INDUSTRIAL - SEEDERS</u>					
115	1880	HYDRO SEEDER TRAILER MNT 600-700 GALLON	\$425	\$1,110	\$3,155
<u>CONTRACTOR AND INDUSTRIAL - SEWER JETS</u>					
125	1500	SEWER JETTER ELEC	\$77	\$272	\$574
125	1510	SEWER JETTER GAS	\$113	\$304	\$619
<u>CONTRACTOR AND INDUSTRIAL - SHEERS</u>					
130	1450	SHEARS SHEET METAL ELEC	\$14	\$36	\$83
130	1460	SHEARS CEMENT SIDING ELEC	\$35	\$76	\$184
130	1470	STRUT SHEAR KIT W/ PUMP	\$225	\$520	\$1,485
130	1720	SHEAR WRENCH 5/8-3/4-7/8IN ELECTRIC	\$81	\$180	\$338
<u>CONTRACTOR AND INDUSTRIAL - SIDING BRAKES</u>					
100	7040	SIDING BRAKE	\$18	\$40	\$94
<u>CONTRACTOR AND INDUSTRIAL - SOD CUTTERS</u>					
115	1700	SOD CUTTER 12IN CUT W/B	\$86	\$304	\$641
115	1710	SOD CUTTER 18IN CUT W/B	\$86	\$304	\$641

Omnia Gold

*Customer agrees to keep confidential the information contained herein and not to reproduce or disclose any such information, in whole or in part, to any individual or entity, without the prior written consent of Herc Rentals. Customer and Herc hereby agree to the equipment and pricing as detailed herein and unless otherwise exempt, Customer agrees to be responsible for all applicable fees and charges as published at HercRentals.com, including, without limitation, environmental and emissions, refueling, vehicle licensing fees, preventative maintenance and transportation charges. Any equipment that is ordered by or on behalf of Customer locally at a Herc branch or other such location, that is not on the list of equipment in this schedule, will be negotiated locally at time of rental, up to an amount not to exceed the then-current list price for a standard rental shift, plus any additional hours, as published at HercRentals.com. Herc may at its sole discretion modify or terminate any pricing herein with 30 days notice to customer.*

**PRINT DATE: Friday, October 30, 2020**

**AFFECTED REGIONS / BRANCHES**

US National (Excluding Hawaii, North Dakota &amp; Midland)

Exhibit A

**EFFECTIVE DATES: FROM: 01/01/2021 THROUGH: 12/31/2021****Pricing Schedule #:**

<b>CAT-CLASS DESCRIPTION</b>			<b>DAY</b>	<b>WEEK</b>	<b>MONTH</b>
<u>CONTRACTOR AND INDUSTRIAL - SOD CUTTERS</u>					
<u>CONTRACTOR AND INDUSTRIAL - STAPLERS</u>					
100	5650	STAPLER FLOORING AIR	\$27	\$96	\$203
<u>CONTRACTOR AND INDUSTRIAL - STATIONARY CHOP SAWS</u>					
100	6640	SAW CHOP 14IN BLADE ELEC	\$36	\$128	\$270
<u>CONTRACTOR AND INDUSTRIAL - STRAW BLOWERS</u>					
115	2435	STRAW BLOWER 4 TON PER HOUR	\$133	\$413	\$1,164
115	2440	STRAW BLOWER 7 TON PER HOUR	\$228	\$531	\$1,187
<u>CONTRACTOR AND INDUSTRIAL - STREET SWEEPERS</u>					
105	3000	SWEEPER CONSTRUCTION RIDE ON 3 WHEEL	\$279	\$664	\$1,515
105	3020	SWEEPER CONSTRUCTION RIDE ON 4 WHEEL CAB	\$338	\$840	\$2,100
<u>CONTRACTOR AND INDUSTRIAL - STUD GUNS</u>					
100	6810	STUD GUN FASTENER	\$41	\$144	\$304
<u>CONTRACTOR AND INDUSTRIAL - STUMP GRINDERS</u>					
115	3600	STUMP GRINDER 10 - 19 HP GAS	\$215	\$600	\$1,313
115	3610	STUMP GRINDER 20 - 29 HP GAS	\$235	\$615	\$1,350
115	3640	STUMP GRINDER 60 - 69 HP DSL	\$495	\$1,320	\$2,475
<u>CONTRACTOR AND INDUSTRIAL - TAP AND DIE SETS</u>					
130	2150	DIE KIT FOR 6AWG TO 750KCMIL ALUM CONN	\$14	\$32	\$75
130	2160	DIE KIT FOR 6AWG TO 750KCMIL COPPER CONN	\$14	\$32	\$75
<u>CONTRACTOR AND INDUSTRIAL - THATCHERS</u>					
115	1770	THATCHER 20-22IN WALKBEHIND	\$75	\$265	\$555
<u>CONTRACTOR AND INDUSTRIAL - TILLERS</u>					
115	1500	TILLER 1 HP 10IN WIDTH HAND HELD	\$36	\$128	\$270
115	1550	TILLER 4-5 HP 20-26IN WIDTH FRONT TINE	\$63	\$224	\$473
115	1570	TILLER 6-8 HP 18-20IN WIDTH REAR TINE	\$63	\$224	\$473
115	1590	TILLER 9-13 HP 18-20IN WIDTH REAR TINE	\$122	\$432	\$911
115	1595	TILLER 10-13 HP 20-26IN WIDTH REAR TINE	\$122	\$432	\$911
115	1610	TOPDRESSER 10 CUFT 30IN WALKBEHIND GAS	\$150	\$600	\$1,350
<u>CONTRACTOR AND INDUSTRIAL - TORQUE WRENCHES</u>					
135	1140	TENSIONER CONV KIT STS2 1-1/4IN	\$15	\$40	\$137
135	1142	TENSIONER CONV KIT STS3 1-5/8IN	\$65	\$180	\$540
135	1340	TENSIONER STS3 1-5/8 TO 2IN	\$55	\$145	\$482

Omnia Gold

*Customer agrees to keep confidential the information contained herein and not to reproduce or disclose any such information, in whole or in part, to any individual or entity, without the prior written consent of Herc Rentals. Customer and Herc hereby agree to the equipment and pricing as detailed herein and unless otherwise exempt, Customer agrees to be responsible for all applicable fees and charges as published at HercRentals.com, including, without limitation, environmental and emissions, refueling, vehicle licensing fees, preventative maintenance and transportation charges. Any equipment that is ordered by or on behalf of Customer locally at a Herc branch or other such location, that is not on the list of equipment in this schedule, will be negotiated locally at time of rental, up to an amount not to exceed the then-current list price for a standard rental shift, plus any additional hours, as published at HercRentals.com. Herc may at its sole discretion modify or terminate any pricing herein with 30 days notice to customer.*

**PRINT DATE: Friday, October 30, 2020**

**AFFECTED REGIONS / BRANCHES**

US National (Excluding Hawaii, North Dakota &amp; Midland)

Exhibit A

**EFFECTIVE DATES: FROM: 01/01/2021 THROUGH: 12/31/2021****Pricing Schedule #:**

<b>CAT-CLASS DESCRIPTION</b>			<b>DAY</b>	<b>WEEK</b>	<b>MONTH</b>
<b>CONTRACTOR AND INDUSTRIAL - TORQUE WRENCHES</b>					
135	1341	TENSIONER STS4 1-7/8 TO 2-1/2	\$65	\$180	\$540
135	1342	TENSIONER CONV KIT F/STS3 2IN	\$20	\$50	\$159
135	1345	TENSIONER STS5 2-1/2 TO 3	\$65	\$180	\$540
135	1380	TENSIONER STS2 1-1/4 TO 1-1/2	\$45	\$120	\$414
135	2200	PUMP PNEUMATIC TENSIONER 27500 PSI	\$265	\$705	\$2,373
135	2740	FILTER/REGULATOR/LUBRICATOR CONTROL UNIT	\$10	\$32	\$95
135	3050	WRENCH TORQUE 0.75 SQ 1K FT/LBS HYD	\$77	\$204	\$574
135	3069	WRENCH TORQUE 1 SQ 3K FT/LBS HYD	\$210	\$550	\$1,555
135	3070	WRENCH TORQUE 1 SQ 3K FT/LBS HYD	\$180	\$480	\$1,350
135	3089	WRENCH TORQUE 1.5 SQ 5K FT/LBS HYD	\$305	\$810	\$2,270
135	3090	WRENCH TORQUE 1.5 SQ 8K FT/LBS HYD	\$180	\$480	\$1,350
135	3091	WRENCH TORQUE 1.5 SQ 11K FT/LBS HYD	\$345	\$910	\$2,565
135	3130	WRENCH TORQUE PWR HEAD 8K FT/LBS HYD	\$59	\$156	\$439
135	3140	WRENCH TORQUE PWR HEAD 16K FT/LBS HYD	\$86	\$304	\$641
135	3142	WRENCH TORQUE 1 SQ 36V ELEC	\$311	\$820	\$2,306
135	3150	WRENCH TORQUE IMPACT 0.75 SQ AIR	\$158	\$420	\$1,181
135	3190	TORQUE NUTRUNNER AIR 1IN SQ 2.5K	\$194	\$516	\$1,451
135	3196	TORQUE NUTRUNNER AIR 1.5IN SQ 6K	\$265	\$705	\$1,985
135	3210	WRENCH TORQUE PWR HEAD 4K FT/LBS HYD	\$45	\$120	\$338
135	3230	WRENCH TORQUE PWR HEAD 2K FT/LBS HYD	\$27	\$72	\$203
135	3270	WRENCH TORQUE 1/2 250 FT/LBS MANUAL	\$18	\$44	\$124
135	3290	WRENCH TORQUE 3/4 600 FT/LBS MANUAL	\$18	\$44	\$124
135	3310	MULTPLY TORQUE WRENCH 3/4X1 3000 FT/LBS	\$18	\$44	\$124
135	3350	MULTIPLIER TORQUE WRENCH 1/2X3/4 MANUAL	\$18	\$44	\$124
135	3370	WRENCH TORQUE 1IN 1000 FT/LBS MANUAL	\$23	\$62	\$176
135	3390	WRENCH TORQUE 3/8 10-100 FT/LBS MANUAL	\$9	\$24	\$68
135	3405	TORQUE HEX LINK 1-1/4 2000 FT/LB HYD	\$32	\$84	\$236
135	3410	TORQUE HEX LINK 1-5/8 2000 FT/LBS HYD	\$32	\$84	\$236
135	3430	TORQUE HEX LINK 1-13/16 2000 FT/LBS HYD	\$32	\$84	\$236
135	3435	TORQUE HEX LINK 2 4000 FT/LBS HYD	\$38	\$134	\$284
135	3439	TORQUE HEX LINK 2-3/8 2000 FT/LBS HYD	\$72	\$132	\$353
135	3450	TORQUE HEX LINK 2-3/8 4000 FT/LBS HYD	\$36	\$96	\$270
135	3470	TORQUE HEX LINK 3-1/8 8000 FT/LBS HYD	\$45	\$120	\$338
135	3480	TORQUE HEX LINK 2-3/8 8000 FT/LBS HYD	\$46	\$163	\$344
135	3490	TORQUE HEX LINK 2-3/16 4000 FT/LBS HYD	\$36	\$96	\$270
135	3510	TORQUE HEX LINK 2-3/4 4000 FT/LBS HYD	\$36	\$96	\$270
135	3550	TORQUE HEX LINK 1-7/16 2000 FT/LBS HYD	\$32	\$84	\$236
135	3570	TORQUE HEX LINK 2-9/16 8000 FT/LBS HYD	\$45	\$120	\$338
135	3590	TORQUE HEX LINK 3-1/2 16800 FT/LBS HYD	\$77	\$204	\$574
135	3610	TORQUE HEX LINK 3-7/8 16800 FT/LBS HYD	\$77	\$204	\$574
135	3630	TORQUE HEX LINK 4-1/4 16800 FT/LBS HYD	\$86	\$228	\$641

Omnia Gold

**Customer agrees to keep confidential the information contained herein and not to reproduce or disclose any such information, in whole or in part, to any individual or entity, without the prior written consent of Herc Rentals. Customer and Herc hereby agree to the equipment and pricing as detailed herein and unless otherwise exempt, Customer agrees to be responsible for all applicable fees and charges as published at HercRentals.com, including, without limitation, environmental and emissions, refueling, vehicle licensing fees, preventative maintenance and transportation charges. Any equipment that is ordered by or on behalf of Customer locally at a Herc branch or other such location, that is not on the list of equipment in this schedule, will be negotiated locally at time of rental, up to an amount not to exceed the then-current list price for a standard rental shift, plus any additional hours, as published at HercRentals.com. Herc may at its sole discretion modify or terminate any pricing herein with 30 days notice to customer.**

**PRINT DATE: Friday, October 30, 2020**



**AFFECTED REGIONS / BRANCHES**

US National (Excluding Hawaii, North Dakota &amp; Midland)

Exhibit A

**EFFECTIVE DATES: FROM: 01/01/2021 THROUGH: 12/31/2021****Pricing Schedule #:**

<b>CAT-CLASS DESCRIPTION</b>			<b>DAY</b>	<b>WEEK</b>	<b>MONTH</b>
<u>CONTRACTOR AND INDUSTRIAL - TORQUE WRENCHES</u>					
135	3650	TORQUE HEX LINK 4-5/8 16800 FT/LBS HYD	\$86	\$228	\$641
135	3670	TORQUE HEX LINK 2-15/16 4000 FT/LBS HYD	\$36	\$96	\$270
135	3690	TORQUE HEX LINK 2-3/4 8000 FT/LBS HYD	\$45	\$120	\$338
135	3730	TORQUE HEX LINK 2-15/16 8000FT/LBS HYD	\$50	\$132	\$371
135	3750	TORQUE HEX LINK 2-9/16 4000 FT/LBS HYD	\$36	\$96	\$270
135	3770	TORQUE HEX LINK 2 2000 FT/LB HYD	\$36	\$96	\$270
135	3790	SPLITTER NUT 50-60 50 T HYD	\$41	\$108	\$304
135	5100	DRIVER ATTACHMENT 1K FT/LB HYD	\$32	\$84	\$236
135	5220	TORQUE M2 HEX LINK 1-13/16 1300FT/LBSHYD	\$32	\$84	\$236
135	5229	TORQUE M2 HEX LINK 2 3/8"	\$54	\$100	\$263
<u>CONTRACTOR AND INDUSTRIAL - TUNNEL BORER</u>					
120	3990	PIERCING TOOL 2 IN AIR	\$131	\$292	\$825
120	4000	PIERCING TOOL 3 IN AIR	\$203	\$480	\$1,350
120	4010	PIERCING TOOL 4 IN AIR	\$293	\$1,040	\$2,194
<u>CONTRACTOR AND INDUSTRIAL - WALLPAPER REMOVERS</u>					
100	7010	WALLPAPER REMOVER LARGE	\$32	\$112	\$236
100	7020	CARPET BONDING IRON	\$18	\$64	\$150
<u>CONTRACTOR AND INDUSTRIAL - WEED WACKERS</u>					
115	2320	WEED EATER GAS	\$36	\$96	\$360
<u>CONTRACTOR AND INDUSTRIAL - WELDERS</u>					
550	1270	WELDER TIG / STICK 200-249 AMPS ELEC	\$36	\$64	\$225
550	1280	WELDER INVERTER CC ONLY 250-299 AMPS	\$30	\$52	\$175
550	1290	WELDER INVERTER CC/CV 300-399 AMPS	\$36	\$80	\$225
550	1300	WELDER INVERTER CC/CV 350-399 AMPSLEC	\$36	\$80	\$225
550	1310	WELDER INVERTER CC/CV 400-449 AMPS	\$36	\$80	\$225
550	1410	WELDER STATIONARY 1100 - 1199 AMPS ELEC	\$126	\$260	\$670
550	1540	WELDER ENGINE DRIVE 180-189 AMP GAS	\$81	\$200	\$475
550	1600	WELDER ENGINE DRIVE 250-299 AMPS GAS	\$81	\$200	\$475
550	1760	WELDER ENGINE DRIVE 250-299 AMPS LP	\$90	\$204	\$500
550	1770	WELDER TOWABLE 250-349 AMPS LP	\$90	\$240	\$500
550	1840	SKID W/TORCH KIT FOR 300AMP WELDER	\$125	\$400	\$1,300
550	1850	WELDER TOWABLE 300 - 349 AMPS DSL	\$75	\$184	\$500
550	1870	WELDER TOWABLE 400 - 449 AMPS DSL	\$140	\$268	\$585
550	1880	WELDER TOWABLE 500 - 549 AMPS DSL	\$176	\$320	\$800
550	1890	WELDER TOWABLE 600 AMPS DUAL-OPER DSL	\$176	\$360	\$800
550	1900	WELDER TOWABLE 300-349AMPS DUAL-OPER DSL	\$155	\$320	\$670
550	1905	WELDER TOWABLE 400-449AMPS DUAL-OPER DSL	\$155	\$340	\$670

Omnia Gold

*Customer agrees to keep confidential the information contained herein and not to reproduce or disclose any such information, in whole or in part, to any individual or entity, without the prior written consent of Herc Rentals. Customer and Herc hereby agree to the equipment and pricing as detailed herein and unless otherwise exempt, Customer agrees to be responsible for all applicable fees and charges as published at HercRentals.com, including, without limitation, environmental and emissions, refueling, vehicle licensing fees, preventative maintenance and transportation charges. Any equipment that is ordered by or on behalf of Customer locally at a Herc branch or other such location, that is not on the list of equipment in this schedule, will be negotiated locally at time of rental, up to an amount not to exceed the then-current list price for a standard rental shift, plus any additional hours, as published at HercRentals.com. Herc may at its sole discretion modify or terminate any pricing herein with 30 days notice to customer.*

**PRINT DATE: Friday, October 30, 2020**

**AFFECTED REGIONS / BRANCHES**

US National (Excluding Hawaii, North Dakota &amp; Midland)

Exhibit A

**EFFECTIVE DATES: FROM: 01/01/2021 THROUGH: 12/31/2021****Pricing Schedule #:**

<b>CAT-CLASS DESCRIPTION</b>			<b>DAY</b>	<b>WEEK</b>	<b>MONTH</b>
<u>CONTRACTOR AND INDUSTRIAL - WELDERS</u>					
550	1950	WELDER WIRE FEEDER 120 VOLT ELEC	\$59	\$156	\$293
550	1960	WELDER WIRE FEEDER SUITCASE STYLE	\$60	\$144	\$276
<u>CONTRACTOR AND INDUSTRIAL - WELDING ACCESSORIES</u>					
550	1330	WELDER INVERTER CC/CV 650-699 AMPS	\$81	\$243	\$525
550	1400	WELDING FUME EXTRACTOR 95-132 CFM	\$65	\$170	\$390
550	1875	WELDER SKID MOUNTED 400 - 449 AMPS DSL	\$125	\$320	\$585
<u>EARTHMOVING - AGRICULTURAL TRACTORS</u>					
275	1120	TRACTOR COMPACT 20-29HP 4WD DSL	\$215	\$560	\$1,350
275	1140	TRACTOR 30-39HP 4WD DSL	\$239	\$595	\$1,463
275	1160	TRACTOR 40-49HP 4WD DSL	\$248	\$610	\$1,538
275	1200	TRACTOR 60-69HP 4WD DSL	\$257	\$640	\$1,575
275	1300	TRACTOR 90-99HP 4WD DSL	\$270	\$639	\$1,725
275	2140	TRACTOR LOADER 30-39HP 4WD DSL	\$278	\$716	\$1,613
275	2200	TRACTOR LOADER 60-90HP 4WD DSL	\$315	\$876	\$2,100
<u>EARTHMOVING - BACKHOE ATTACHMENTS</u>					
290	4010	BACKHOE ATTACHMENT COMPACTION WHL 12IN	\$119	\$338	\$723
290	4015	BACKHOE ATTACHMENT COMPACTION WHL 18IN	\$119	\$338	\$723
290	4020	BACKHOE ATTACHMENT COMPACTION WHL 24IN	\$119	\$338	\$723
290	4025	BACKHOE ATTACHMENT SHEAR	\$470	\$1,346	\$3,188
290	4030	BACKHOE ATTACHMENT THUMB	\$24	\$68	\$128
290	4050	BACKHOE ATTACHMENT FORKS 42IN	\$43	\$122	\$293
290	4055	BACKHOE ATTACHMENT FORKS 48IN	\$43	\$122	\$293
290	4060	BACKHOE ATTACHMENT FORKS 60IN	\$48	\$135	\$319
290	4100	BACKHOE BUCKET CRIBBING 8IN QC	\$25	\$50	\$100
290	4105	BACKHOE BUCKET CRIBBING 8IN PO	\$25	\$50	\$100
290	4120	BACKHOE BUCKET TRENCH 12IN QC	\$25	\$50	\$100
290	4130	BACKHOE BUCKET TRENCH 16IN QC	\$25	\$50	\$100
290	4140	BACKHOE BUCKET TRENCH 18IN QC	\$25	\$50	\$100
290	4150	BACKHOE BUCKET TRENCH 24IN QC	\$25	\$50	\$100
290	4155	BACKHOE BUCKET TRENCH 24IN PO	\$25	\$50	\$100
290	4160	BACKHOE BUCKET TRENCH 30IN QC	\$25	\$50	\$100
290	4170	BACKHOE BUCKET TRENCH 36IN QC	\$25	\$50	\$100
290	4180	BACKHOE BUCKET SMOOTH 36IN QC	\$25	\$50	\$100
290	4190	BACKHOE BUCKET TRENCH 42IN QC	\$43	\$99	\$281
290	4210	BACKHOE BUCKET TRENCH 48IN QC	\$43	\$99	\$281
290	4280	BACKHOE BUCKET 1YD SIDE DUMP	\$119	\$338	\$723
<u>EARTHMOVING - BACKHOE LOADERS</u>					

Omnia Gold

*Customer agrees to keep confidential the information contained herein and not to reproduce or disclose any such information, in whole or in part, to any individual or entity, without the prior written consent of Herc Rentals. Customer and Herc hereby agree to the equipment and pricing as detailed herein and unless otherwise exempt, Customer agrees to be responsible for all applicable fees and charges as published at HercRentals.com, including, without limitation, environmental and emissions, refueling, vehicle licensing fees, preventative maintenance and transportation charges. Any equipment that is ordered by or on behalf of Customer locally at a Herc branch or other such location, that is not on the list of equipment in this schedule, will be negotiated locally at time of rental, up to an amount not to exceed the then-current list price for a standard rental shift, plus any additional hours, as published at HercRentals.com. Herc may at its sole discretion modify or terminate any pricing herein with 30 days notice to customer.*

**PRINT DATE: Friday, October 30, 2020**

**AFFECTED REGIONS / BRANCHES**

US National (Excluding Hawaii, North Dakota &amp; Midland)

Exhibit A

**EFFECTIVE DATES: FROM: 01/01/2021 THROUGH: 12/31/2021****Pricing Schedule #:**

<b>CAT-CLASS DESCRIPTION</b>			<b>DAY</b>	<b>WEEK</b>	<b>MONTH</b>
<b><u>EARTHMOVING - BACKHOE LOADERS</u></b>					
210	1100	BACKHOE COMPACT TLB 20-23HP 4WD ROPS DSL	\$234	\$735	\$1,733
210	1200	BACKHOE COMPACT TLB 24-29HP 4WD ROPS DSL	\$284	\$860	\$2,115
210	3100	BACKHOE 70-97HP 2WD ROPS DSL	\$298	\$800	\$1,950
210	3150	BACKHOE 70-97HP 2WD CAB DSL	\$298	\$800	\$1,950
210	3200	BACKHOE 70-97HP 4WD ROPS DSL	\$298	\$800	\$1,950
210	3205	BACKHOE 70-97HP 4WD ROPS EXTENDAHOE DSL	\$298	\$800	\$1,950
210	3250	BACKHOE 70-97HP 4WD CAB DSL	\$325	\$850	\$2,050
210	3255	BACKHOE 70-97HP 4WD CAB EXTENDAHOE DSL	\$325	\$850	\$2,050
210	4205	BACKHOE 98-115HP 4WD ROPS EXTENDAHOE DSL	\$440	\$1,238	\$3,300
210	4255	BACKHOE 98-115HP 4WD CAB EXTENDAHOE DSL	\$460	\$1,294	\$3,375
210	5250	BACKHOE OVER 115HP 4WD CAB DSL	\$640	\$1,800	\$5,100
210	5255	BACKHOE OVER 115HP 4WD CAB EXTENDHOE DSL	\$640	\$1,800	\$5,100
<b><u>EARTHMOVING - DOZERS</u></b>					
250	1100	DOZER STD TRACK 70-85 HP ROPS	\$563	\$1,435	\$3,380
250	1140	DOZER WIDE TRACK 70-85 HP ROPS	\$563	\$1,435	\$3,563
250	1160	DOZER WIDE TRACK 70-85 HP CAB	\$585	\$1,480	\$3,675
250	1200	DOZER STD TRACK 86-95 HP ROPS	\$625	\$1,500	\$3,765
250	1220	DOZER STD TRACK 86-95 HP CAB	\$650	\$1,520	\$3,845
250	1240	DOZER WIDE TRACK 86-95 HP ROPS	\$625	\$1,520	\$3,845
250	1260	DOZER WIDE TRACK 86-95 HP CAB	\$650	\$1,580	\$4,000
250	1300	DOZER STD TRACK 96-105 HP ROPS	\$675	\$1,685	\$4,000
250	1320	DOZER STD TRACK 96-105 HP CAB	\$720	\$1,720	\$4,230
250	1340	DOZER WIDE TRACK 96-105 HP ROPS	\$675	\$1,685	\$4,125
250	1360	DOZER WIDE TRACK 96-105 HP CAB	\$720	\$1,720	\$4,350
250	1420	DOZER STD TRACK 106-130 HP CAB	\$1,065	\$2,520	\$6,563
250	1450	DOZER WIDE TRACK 106-130 HP ROPS	\$1,035	\$2,520	\$6,563
250	1460	DOZER WIDE TRACK 106-130 HP CAB	\$1,065	\$2,520	\$6,563
250	1560	DOZER WIDE TRACK 131-165 HP CAB	\$1,166	\$3,075	\$7,875
250	1660	DOZER WIDE TRACK 165-205 HP CAB	\$1,346	\$3,356	\$9,375
<b><u>EARTHMOVING - EXCAVATORS</u></b>					
240	2000	EXCAVATOR 28000-38000 LBS STD REACH	\$630	\$1,520	\$4,020
240	2020	EXCAVATOR 28000-38000 LBS REDUCED TAIL	\$650	\$1,520	\$4,120
240	2030	EXCAVATOR 28000-38000 LBS RED TAILRUBTRK	\$725	\$1,850	\$5,200
240	2040	EXCAVATOR 28000-38000 LBS CAB WHEELED	\$900	\$2,700	\$7,800
240	2100	EXCAVATOR 39000-42000 LBS STD REACH	\$810	\$1,960	\$5,225
240	2200	EXCAVATOR 43000-49999 LBS STD REACH	\$810	\$1,960	\$5,225
240	2210	EXCAVATOR 43000-49999 LBS LONG REACH	\$1,211	\$2,900	\$7,500
240	2300	EXCAVATOR 50000-59999 LBS STD REACH	\$1,126	\$2,780	\$6,971
240	2320	EXCAVATOR 50000-59999 LBS REDUCED TAIL	\$1,126	\$2,780	\$6,971

Omnia Gold

**Customer agrees to keep confidential the information contained herein and not to reproduce or disclose any such information, in whole or in part, to any individual or entity, without the prior written consent of Herc Rentals. Customer and Herc hereby agree to the equipment and pricing as detailed herein and unless otherwise exempt, Customer agrees to be responsible for all applicable fees and charges as published at HercRentals.com, including, without limitation, environmental and emissions, refueling, vehicle licensing fees, preventative maintenance and transportation charges. Any equipment that is ordered by or on behalf of Customer locally at a Herc branch or other such location, that is not on the list of equipment in this schedule, will be negotiated locally at time of rental, up to an amount not to exceed the then-current list price for a standard rental shift, plus any additional hours, as published at HercRentals.com. Herc may at its sole discretion modify or terminate any pricing herein with 30 days notice to customer.**

**PRINT DATE: Friday, October 30, 2020**

**AFFECTED REGIONS / BRANCHES**

US National (Excluding Hawaii, North Dakota &amp; Midland)

Exhibit A

**EFFECTIVE DATES: FROM: 01/01/2021 THROUGH: 12/31/2021****Pricing Schedule #:**

<b>CAT-CLASS DESCRIPTION</b>			<b>DAY</b>	<b>WEEK</b>	<b>MONTH</b>
<u>EARTHMOVING - EXCAVATORS</u>					
240	2400	EXCAVATOR 60000-69999 LBS STD REACH	\$1,275	\$3,160	\$7,825
240	2500	EXCAVATOR 70000-80000 LBS STD REACH	\$1,488	\$3,720	\$9,000
<u>EARTHMOVING - EXCAVATORS ATTACHMENTS</u>					
290	5000	MINI-EX ATTACHMENT AUGER MED TORQUE	\$90	\$257	\$638
290	5010	MINI-EX ATTACHMENT COMPACTION WHL	\$95	\$270	\$595
290	5020	MINI-EX ATTACHMENT FORESTRY MULCHER	\$474	\$1,215	\$2,550
290	5145	MINI-EX ATTACHMENT BREAKER 91-190 LBS	\$157	\$446	\$935
290	5150	MINI-EX ATTACHMENT BREAKER 191-290 LBS	\$185	\$527	\$1,148
290	5155	MINI-EX ATTACHMENT BREAKER 291-390 LBS	\$185	\$527	\$1,148
290	5160	MINI-EX ATTACHMENT BREAKER 391-600 LBS	\$185	\$527	\$1,148
290	5165	MINI-EX ATTACHMENT BREAKER 601-900 LBS	\$356	\$1,013	\$2,083
290	5180	MINI-EX ATTACH SWING CPLR UP TO 9K LBS	\$48	\$135	\$383
290	5184	MINI-EX TLB ATTACH SWING CPLR 12-14K LBS	\$67	\$189	\$497
290	5186	MINI-EX TLB ATTACH SWING CPLR 14-20K LBS	\$76	\$216	\$553
290	5205	MINI-EX <19K LBS BUCKET CRIBBING 8IN PO	\$19	\$45	\$128
290	5210	MINI-EX <19K LBS BUCKET CRIBBING 10IN QC	\$19	\$45	\$128
290	5220	MINI-EX <19K LBS BUCKET TRENCH <12IN QC	\$19	\$45	\$128
290	5225	MINI-EX <19K LBS BUCKET TRENCH <12IN PO	\$19	\$45	\$128
290	5240	MINI-EX <19K LBS BUCKET TRENCH 12IN QC	\$19	\$45	\$128
290	5245	MINI-EX <19K LBS BUCKET TRENCH 12IN PO	\$19	\$45	\$128
290	5250	MINI-EX <19K LBS BUCKET SMOOTH 12IN QC	\$19	\$45	\$128
290	5270	MINI-EX <19K LBS BUCKET TRENCH 16IN QC	\$19	\$45	\$128
290	5280	MINI-EX <19K LBS BUCKET TRENCH 18IN QC	\$19	\$45	\$128
290	5285	MINI-EX <19K LBS BUCKET TRENCH 18IN PO	\$19	\$45	\$128
290	5290	MINI-EX <19K LBS BUCKET SMOOTH 18IN QC	\$19	\$45	\$128
290	5320	MINI-EX <19K LBS BUCKET TRENCH 24IN QC	\$19	\$45	\$128
290	5325	MINI-EX <19K LBS BUCKET TRENCH 24IN PO	\$19	\$45	\$128
290	5330	MINI-EX <19K LBS BUCKET SMOOTH 24IN QC	\$19	\$45	\$128
290	5340	MINI-EX <19K LBS BUCKET TRENCH 30IN QC	\$19	\$45	\$128
290	5350	MINI-EX <19K LBS BUCKET SMOOTH 30 IN QC	\$19	\$45	\$128
290	5360	MINI-EX <19K LBS BUCKET TRENCH 36IN QC	\$19	\$45	\$128
290	5365	MINI-EX <19K LBS BUCKET TRENCH 36IN PO	\$19	\$45	\$128
290	5370	MINI-EX <19K LBS BUCKET SMOOTH 36IN QC	\$19	\$45	\$128
290	5380	MINI-EX <19K LBS BUCKET SWING 36IN QC	\$19	\$45	\$128
290	5390	MINI-EX <19K LBS BUCKET TRENCH 42IN QC	\$29	\$68	\$191
290	5410	MINI-EX <19K LBS BUCKET TRENCH 48N QC	\$29	\$68	\$191
290	5420	MINI-EX <19K LBS BUCKET SMOOTH 48IN QC	\$29	\$68	\$191
290	5425	MINI-EX <19K LBS BUCKET SMOOTH 48IN PO	\$29	\$68	\$191
290	6000	EXCAVAT 28K-39K BUCKET TRENCH 12IN QC	\$38	\$90	\$255
290	6010	EXCAVAT 28K-39K BUCKET TRENCH 18IN QC	\$38	\$90	\$255

Omnia Gold

**Customer agrees to keep confidential the information contained herein and not to reproduce or disclose any such information, in whole or in part, to any individual or entity, without the prior written consent of Herc Rentals. Customer and Herc hereby agree to the equipment and pricing as detailed herein and unless otherwise exempt, Customer agrees to be responsible for all applicable fees and charges as published at HercRentals.com, including, without limitation, environmental and emissions, refueling, vehicle licensing fees, preventative maintenance and transportation charges. Any equipment that is ordered by or on behalf of Customer locally at a Herc branch or other such location, that is not on the list of equipment in this schedule, will be negotiated locally at time of rental, up to an amount not to exceed the then-current list price for a standard rental shift, plus any additional hours, as published at HercRentals.com. Herc may at its sole discretion modify or terminate any pricing herein with 30 days notice to customer.**

**PRINT DATE: Friday, October 30, 2020**

**AFFECTED REGIONS / BRANCHES**

US National (Excluding Hawaii, North Dakota &amp; Midland)

Exhibit A

**EFFECTIVE DATES: FROM: 01/01/2021 THROUGH: 12/31/2021****Pricing Schedule #:**

<b>CAT-CLASS DESCRIPTION</b>			<b>DAY</b>	<b>WEEK</b>	<b>MONTH</b>
<b>EARTHMOVING - EXCAVATORS ATTACHMENTS</b>					
290	6015	EXCAVAT 28K-39K BUCKET TRENCH 18IN PO	\$38	\$90	\$255
290	6020	EXCAVAT 28K-39K BUCKET TRENCH 24IN QC	\$38	\$90	\$255
290	6025	EXCAVAT 28K-39K BUCKET TRENCH 24IN PO	\$38	\$90	\$255
290	6030	EXCAVAT 28K-39K BUCKET TRENCH 30IN QC	\$38	\$90	\$255
290	6035	EXCAVAT 28K-39K BUCKET TRENCH 30IN PO	\$38	\$90	\$255
290	6040	EXCAVAT 28K-39K BUCKET TRENCH 36IN QC	\$38	\$90	\$255
290	6045	EXCAVAT 28K-39K BUCKET TRENCH 36IN PO	\$38	\$90	\$255
290	6050	EXCAVAT 28K-39K BUCKET TRENCH 42IN QC	\$38	\$90	\$255
290	6055	EXCAVAT 28K-39K BUCKET TRENCH 42IN PO	\$38	\$90	\$255
290	6060	EXCAVAT 28K-39K BUCKET TRENCH 48IN QC	\$38	\$90	\$255
290	6065	EXCAVAT 28K-39K BUCKET TRENCH 48IN PO	\$38	\$90	\$255
290	6080	EXCAVAT 28K-39K BUCKET TRENCH 60IN QC	\$57	\$135	\$383
290	6082	EXCAVAT 28K-39K BUCKET SMOOTH 60IN QC	\$57	\$135	\$383
290	6085	EXCAVAT 28K-39K BUCKET TRENCH 60IN PO	\$57	\$135	\$383
290	6105	EXCAVAT 28K-39K BUCKET TRENCH 72IN QC	\$57	\$135	\$383
290	6135	EXCAVAT 39K-50K BUCKET TRENCH 24IN PO	\$48	\$113	\$319
290	6145	EXCAVAT 39K-50K BUCKET TRENCH 30IN PO	\$48	\$113	\$319
290	6155	EXCAVAT 39K-50K BUCKET TRENCH 36IN PO	\$48	\$113	\$319
290	6165	EXCAVAT 39K-50K BUCKET TRENCH 42IN PO	\$48	\$113	\$319
290	6175	EXCAVAT 39K-50K BUCKET TRENCH 48IN PO	\$48	\$113	\$319
290	6185	EXCAVAT 39K-50K BUCKET TRENCH 54IN PO	\$71	\$167	\$446
290	6195	EXCAVAT 39K-50K BUCKET TRENCH 60IN PO	\$71	\$167	\$446
290	6215	EXCAVAT 39K-50K BUCKET SMOOTH 72IN PO	\$71	\$167	\$446
290	6245	EXCAVAT 50K-60K BUCKET TRENCH 24IN PO	\$48	\$113	\$319
290	6265	EXCAVAT 50K-60K BUCKET TRENCH 36IN PO	\$48	\$113	\$319
290	6285	EXCAVAT 50K-60K BUCKET TRENCH 48IN PO	\$48	\$113	\$319
290	6295	EXCAVAT 50K-60K BUCKET TRENCH 54IN PO	\$71	\$167	\$446
290	6365	EXCAVAT 60K-80K BUCKET TRENCH 36IN PO	\$57	\$135	\$383
290	6375	EXCAVAT 60K-80K BUCKET TRENCH 42IN PO	\$57	\$135	\$383
290	6395	EXCAVAT 60K-80K BUCKET TRENCH 54IN PO	\$57	\$135	\$383
290	6405	EXCAVAT 60K-80K BUCKET TRENCH 60IN PO	\$86	\$203	\$574
290	6425	EXCAVAT 60K-80K BUCKET TRENCH 72IN PO	\$86	\$203	\$574
290	6510	EXCAVAT ATTACHMENT FLAIL MOWER	\$238	\$675	\$1,275
290	6517	EXCAVAT ATTACHMENT FORESTRY MULCHER	\$680	\$1,700	\$3,825
290	6530	EXCAVAT ATTACHMENT COMPACTION WHL 24IN	\$214	\$540	\$1,233
290	6585	EXC TLB ATTACHMENT AUGER	\$119	\$338	\$893
290	6590	EXCAVAT ATTACHMENT THUMB	\$67	\$176	\$323
290	6600	EXCAVAT ATTACH P/COMPACTOR 200-299 LBS	\$76	\$194	\$531
290	6700	EXC TLB ATTACH BREAKER 1251-1800 LBS	\$356	\$1,013	\$2,083
290	6705	EXCAVAT ATTACHMENT BREAKER 1801-2500 LBS	\$618	\$1,755	\$3,825
290	6710	EXCAVAT ATTACHMENT BREAKER 2501-4800 LBS	\$618	\$1,755	\$3,825

Omnia Gold

**Customer agrees to keep confidential the information contained herein and not to reproduce or disclose any such information, in whole or in part, to any individual or entity, without the prior written consent of Herc Rentals. Customer and Herc hereby agree to the equipment and pricing as detailed herein and unless otherwise exempt, Customer agrees to be responsible for all applicable fees and charges as published at HercRentals.com, including, without limitation, environmental and emissions, refueling, vehicle licensing fees, preventative maintenance and transportation charges. Any equipment that is ordered by or on behalf of Customer locally at a Herc branch or other such location, that is not on the list of equipment in this schedule, will be negotiated locally at time of rental, up to an amount not to exceed the then-current list price for a standard rental shift, plus any additional hours, as published at HercRentals.com. Herc may at its sole discretion modify or terminate any pricing herein with 30 days notice to customer.**

**PRINT DATE: Friday, October 30, 2020**

**AFFECTED REGIONS / BRANCHES**

US National (Excluding Hawaii, North Dakota &amp; Midland)

Exhibit A

**EFFECTIVE DATES: FROM: 01/01/2021 THROUGH: 12/31/2021****Pricing Schedule #:**

<b>CAT-CLASS DESCRIPTION</b>			<b>DAY</b>	<b>WEEK</b>	<b>MONTH</b>
<u>EARTHMOVING - EXCAVATORS ATTACHMENTS</u>					
290	6715	EXCAVAT ATTACHMENT BREAKER 4801-6500 LBS	\$808	\$2,295	\$4,930
290	6720	EXCAVAT ATTACHMENT BREAKER >10000 LBS	\$998	\$2,835	\$6,630
<u>EARTHMOVING - MINI EXCAVATORS</u>					
240	1000	MINI-EXCAVATOR 2000-2999 LBS DSL ROPS	\$250	\$685	\$1,425
240	1200	MINI-EXCAVATOR 4000-4999 LBS DSL ROPS	\$250	\$685	\$1,425
240	1201	MINI-EXCAVATOR 4000-4999 LBS HYBRID ROPS	\$450	\$1,065	\$2,800
240	1300	MINI-EXCAVATOR 5000-6999 LBS DSL ROPS	\$250	\$685	\$1,425
240	1310	MINI-EXCAVATOR 5000-6999 LBS DSL CAB	\$260	\$700	\$1,460
240	1400	MINI-EXCAVATOR 7000-8999 LBS DSL ROPS	\$270	\$735	\$1,580
240	1410	MINI-EXCAVATOR 7000-8999 LBS DSL CAB	\$285	\$755	\$1,650
240	1500	MINI-EXCAVATOR 9000-11999 LBS DSL ROPS	\$300	\$840	\$1,975
240	1510	MINI-EXCAVATOR 9000-11999 LBS DSL CAB	\$340	\$890	\$2,243
240	1600	MINI-EXCAVATOR 12000-13999 LBS DSL ROPS	\$385	\$975	\$2,405
240	1610	MINI-EXCAVATOR 12000-13999 LBS DSL CAB	\$415	\$1,060	\$2,500
240	1620	MINI-EXCAVATOR 12000 LBS DSL CAB WHEELED	\$1,050	\$2,400	\$5,900
240	1700	MINI-EXCAVATOR 14000-19000 LBS DSL ROPS	\$450	\$1,150	\$3,010
240	1710	MINI-EXCAVATOR 14000-19000 LBS DSL CAB	\$450	\$1,150	\$3,010
<u>EARTHMOVING - MINI-SKIDSTEER TRACK MACHINE ATTACHMENTS</u>					
290	1000	WB LOADER ATTACHMENT AUGER	\$52	\$149	\$383
290	1005	WB LOADER ATTACHMENT TRENCHER	\$81	\$225	\$468
290	1010	WB LOADER SOIL CONDITIONER	\$105	\$315	\$765
290	1015	WB LOADER ATTACHMENT TILLER	\$90	\$248	\$553
290	1020	WB LOADER ATTACHMENT LEVELER	\$19	\$54	\$128
290	1025	WB LOADER ATTACHMENT BREAKER <250 LBS	\$157	\$446	\$935
290	1030	WB LOADER ATTACHMENT ROTARY BRUSH MOWER	\$119	\$338	\$829
290	1035	WB LOADER ATTACHMENT BUCKET	\$10	\$27	\$77
290	1040	WB LOADER ATTACHMENT GRAPPLE BKT 36IN	\$57	\$162	\$366
290	1045	WB LOADER ATTACHMENT GRAPPLE BKT 42IN	\$57	\$162	\$366
290	1050	WB LOADER ATTACHMENT GRAPPLE BKT 48IN	\$57	\$162	\$366
290	1060	WB LOADER ATTACHMENT FORKS	\$24	\$68	\$191
290	1070	WB LOADER ATTACHMENT DOZER BLADE	\$57	\$162	\$383
290	1080	WB LOADER ATTACHMENT BORING	\$90	\$203	\$383
290	8020	CONCRETE HWY BARRIER LIFTING TONGS	\$70	\$205	\$385
<u>EARTHMOVING - RIDE-ON TRENCHERS</u>					
280	1110	TRENCHER RIDE-ON 35-49HP DSL	\$383	\$960	\$2,170
280	1150	TRENCHER RIDE-ON 120-130HP DSL	\$1,350	\$3,600	\$8,400
<u>EARTHMOVING - ROAD GEAR</u>					

Omnia Gold

*Customer agrees to keep confidential the information contained herein and not to reproduce or disclose any such information, in whole or in part, to any individual or entity, without the prior written consent of Herc Rentals. Customer and Herc hereby agree to the equipment and pricing as detailed herein and unless otherwise exempt, Customer agrees to be responsible for all applicable fees and charges as published at HercRentals.com, including, without limitation, environmental and emissions, refueling, vehicle licensing fees, preventative maintenance and transportation charges. Any equipment that is ordered by or on behalf of Customer locally at a Herc branch or other such location, that is not on the list of equipment in this schedule, will be negotiated locally at time of rental, up to an amount not to exceed the then-current list price for a standard rental shift, plus any additional hours, as published at HercRentals.com. Herc may at its sole discretion modify or terminate any pricing herein with 30 days notice to customer.*

**PRINT DATE: Friday, October 30, 2020**



**AFFECTED REGIONS / BRANCHES**

US National (Excluding Hawaii, North Dakota &amp; Midland)

Exhibit A

**EFFECTIVE DATES: FROM: 01/01/2021 THROUGH: 12/31/2021****Pricing Schedule #:**

<b>CAT-CLASS DESCRIPTION</b>			<b>DAY</b>	<b>WEEK</b>	<b>MONTH</b>
<u>EARTHMOVING - ROAD GEAR</u>					
260	1100	ROAD GRADER 110-119HP DSL	\$698	\$1,913	\$5,535
260	1120	ROAD GRADER 130-139HP DSL	\$1,040	\$2,848	\$7,996
<u>EARTHMOVING - SKIDSTEER ATTACHMENTS</u>					
290	2000	SKIDSTEER ATTACHMENT AUGER MED TORQUE	\$90	\$257	\$638
290	2005	SKIDSTEER ATTACHMENT AUGER HI TORQUE	\$90	\$257	\$638
290	2010	SKIDSTEER ATTACHMENT ANGLE BROOM	\$105	\$315	\$723
290	2015	SKIDSTEER ATTACHMENT SWEEPER	\$105	\$315	\$723
290	2020	SKIDSTEER ATTACHMENT SNOW PUSHER	\$114	\$225	\$468
290	2022	SKIDSTEER ATTACHMENT ANGLE SNOW PLOW	\$115	\$250	\$585
290	2025	SKIDSTEER ATTACHMENT SNOW BLOWER	\$133	\$270	\$638
290	2030	SKIDSTEER ATTACHMENT TRENCHER	\$138	\$405	\$1,020
290	2035	SKIDSTEER ATTACHMENT LEVELER	\$90	\$255	\$640
290	2045	SKIDSTEER ATTACHMENT ROOT RAKE W CLAMP	\$86	\$189	\$383
290	2050	SKIDSTEER ATTACHMENT ROCK HOUND RAKE	\$138	\$338	\$846
290	2055	SKIDSTEER ATTACHMENT SOIL CONDITIONER	\$138	\$338	\$846
290	2057	SKIDSTEER ATTACHMENT FLAIL MOWER	\$285	\$810	\$1,913
290	2058	SKIDSTEER ATTACHMENT BRUSH CUTTER 60 SF	\$185	\$527	\$1,254
290	2059	SKIDSTEER ATTACHMENT BRUSH CUTTER 66 SF	\$166	\$464	\$1,169
290	2060	SKIDSTEER ATTACHMENT BRUSH CUTTER 72 SF	\$185	\$527	\$1,254
290	2061	SKIDSTEER ATTACHMENT BRUSH CUTTER 96 SF	\$266	\$756	\$1,785
290	2062	SKIDSTEER ATTACHMENT BRUSH CUTTER 60 HF	\$266	\$756	\$1,785
290	2063	SKIDSTEER ATTACHMENT BRUSH CUTTER 72 HF	\$223	\$630	\$1,488
290	2065	SKIDSTEER ATTACHMENT FORESTRY MULCHER	\$760	\$1,800	\$3,825
290	2070	SKIDSTEER ATTACHMENT PLANER 14IN SF	\$309	\$1,035	\$2,040
290	2073	SKIDSTEER ATTACHMENT PLANER 18IN HF	\$361	\$1,103	\$2,125
290	2075	SKIDSTEER ATTACHMENT PLANER 24IN HF	\$428	\$1,305	\$2,508
290	2080	SKIDSTEER ATTACHMENT TILLER	\$105	\$293	\$638
290	2085	SKIDSTEER ATTACHMENT SILTFENCE INSTALLER	\$76	\$216	\$612
290	2090	SKIDSTEER ATTACHMENT STUMP GRINDER	\$109	\$360	\$829
290	2092	SKIDSTEER ATTACHMENT POST DRIVER	\$120	\$340	\$850
290	2095	SKIDSTEER ATTACHMENT SPREADER	\$76	\$216	\$612
290	2100	SKIDSTEER ATTACHMENT TREE BOOM	\$67	\$189	\$357
290	2105	SKIDSTEER ATTACHMENT TILE SCRAPER	\$76	\$216	\$408
290	2110	SKIDSTEER ATTACHMENT BACKHOE	\$109	\$360	\$829
290	2125	SKIDSTEER ATTACHMENT DOZER BLADE	\$67	\$189	\$357
290	2130	SKIDSTEER ATTACHMENT MISCELLANEOUS	\$76	\$216	\$408
290	2135	SKIDSTEER ATTACHMENT VACUUM LIFT BATTERY	\$170	\$405	\$810
290	2140	SKIDSTEER ATTACHMENT FORKS 42IN	\$38	\$108	\$238
290	2145	SKIDSTEER ATTACHMENT FORKS 48IN	\$38	\$108	\$238
290	2195	SKIDSTEER ATTACHMENT ASPHALT FLOAT	\$166	\$378	\$893

Omnia Gold

*Customer agrees to keep confidential the information contained herein and not to reproduce or disclose any such information, in whole or in part, to any individual or entity, without the prior written consent of Herc Rentals. Customer and Herc hereby agree to the equipment and pricing as detailed herein and unless otherwise exempt, Customer agrees to be responsible for all applicable fees and charges as published at HercRentals.com, including, without limitation, environmental and emissions, refueling, vehicle licensing fees, preventative maintenance and transportation charges. Any equipment that is ordered by or on behalf of Customer locally at a Herc branch or other such location, that is not on the list of equipment in this schedule, will be negotiated locally at time of rental, up to an amount not to exceed the then-current list price for a standard rental shift, plus any additional hours, as published at HercRentals.com. Herc may at its sole discretion modify or terminate any pricing herein with 30 days notice to customer.*

**PRINT DATE: Friday, October 30, 2020**



**AFFECTED REGIONS / BRANCHES**

US National (Excluding Hawaii, North Dakota &amp; Midland)

Exhibit A

**EFFECTIVE DATES: FROM: 01/01/2021 THROUGH: 12/31/2021****Pricing Schedule #:**

<b>CAT-CLASS DESCRIPTION</b>			<b>DAY</b>	<b>WEEK</b>	<b>MONTH</b>
<u>EARTHMOVING - SKIDSTEER ATTACHMENTS</u>					
290	2200	SKIDSTEER ATTACHMENT BREAKER <90 LBS	\$157	\$446	\$935
290	2205	SKIDSTEER ATTACHMENT BREAKER 91-190 LBS	\$157	\$446	\$935
290	2210	SKIDSTEER ATTACHMENT BREAKER 191-290 LBS	\$157	\$446	\$935
290	2220	SKIDSTEER ATTACHMENT BREAKER 291-390 LBS	\$157	\$446	\$935
290	2225	SKIDSTEER ATTACHMENT BREAKER 391-600 LBS	\$185	\$527	\$1,148
290	2230	COMBO SSL M-EX ATTACH BREAKER 391-600LBS	\$185	\$527	\$1,148
290	2235	SKIDSTEER ATTACHMENT BREAKER 601-900 LBS	\$185	\$527	\$1,148
290	2240	SKIDSTEER ATTACHMENT BREAKER 901-1250LBS	\$185	\$527	\$1,148
290	2300	SKIDSTEER ATTACHMENT BUCKET 36IN	\$10	\$27	\$77
290	2320	SKIDSTEER ATTACHMENT BUCKET 44IN 4 IN 1	\$57	\$135	\$383
290	2325	SKIDSTEER ATTACHMENT BUCKET 44IN	\$10	\$27	\$77
290	2332	SKIDSTEER ATTACHMENT BUCKET 56IN LOW-PRO	\$10	\$27	\$77
290	2340	SKIDSTEER ATTACHMENT BUCKET 62IN	\$10	\$27	\$77
290	2345	SKIDSTEER ATTACHMENT BUCKET 62IN 4 IN 1	\$57	\$135	\$383
290	2350	SKIDSTEER ATTACHMENT BUCKET 62IN LOW-PRO	\$10	\$27	\$77
290	2360	SKIDSTEER ATTACHMENT BUCKET 66IN	\$10	\$27	\$77
290	2365	SKIDSTEER ATTACHMENT BUCKET 66IN 4 IN 1	\$57	\$135	\$383
290	2370	SKIDSTEER ATTACHMENT BUCKET 66IN LOW-PRO	\$10	\$27	\$77
290	2380	SKIDSTEER ATTACHMENT BUCKET 68IN	\$10	\$27	\$77
290	2385	SKIDSTEER ATTACHMENT BUCKET 68IN 4 IN 1	\$57	\$135	\$383
290	2390	SKIDSTEER ATTACHMENT BUCKET 68IN LOW-PRO	\$10	\$27	\$77
290	2400	SKIDSTEER ATTACHMENT BUCKET 72IN	\$10	\$27	\$77
290	2402	SKIDSTEER ATTACHMENT BUCKET 72IN LOW-PRO	\$10	\$27	\$77
290	2405	SKIDSTEER ATTACHMENT BUCKET 72IN 4 IN 1	\$57	\$135	\$383
290	2420	SKIDSTEER ATTACHMENT BUCKET 74IN	\$10	\$27	\$77
290	2425	SKIDSTEER ATTACHMENT BUCKET 74IN 4 IN 1	\$57	\$135	\$383
290	2430	SKIDSTEER ATTACHMENT BUCKET 74IN LIGHT	\$10	\$27	\$77
290	2435	SKIDSTEER ATTACHMENT BUCKET 74IN LOW-PRO	\$10	\$27	\$77
290	2440	SKIDSTEER ATTACHMENT BUCKET 78IN LOW-PRO	\$10	\$27	\$77
290	2460	SKIDSTEER ATTACHMENT BUCKET 80IN	\$10	\$27	\$77
290	2467	SKIDSTEER ATTACHMENT BUCKET 80IN LOW-PRO	\$10	\$27	\$77
290	2500	SKIDSTEER ATTACHMENT BRUSH GRAPPLE	\$71	\$203	\$468
290	2502	SKIDSTEER ATTACHMENT GRAPPLE BKT 36IN	\$55	\$170	\$455
290	2503	SKIDSTEER ATTACHMENT GRAPPLE BKT 48IN	\$55	\$170	\$455
290	2505	SKIDSTEER ATTACHMENT GRAPPLE BKT 60-65IN	\$76	\$216	\$489
290	2510	SKIDSTEER ATTACHMENT GRAPPLE BKT 66-71IN	\$76	\$216	\$489
290	2515	SKIDSTEER ATTACHMENT GRAPPLE BKT 72-77IN	\$76	\$216	\$489
290	2600	TOOLCAT ATTACHMENT SPREADER	\$76	\$216	\$489
<u>EARTHMOVING - SKIDSTEER LOADERS</u>					
200	1310	SKIDSTEER LOADER 250-750LB ROPS	\$190	\$540	\$1,663

Omnia Gold

*Customer agrees to keep confidential the information contained herein and not to reproduce or disclose any such information, in whole or in part, to any individual or entity, without the prior written consent of Herc Rentals. Customer and Herc hereby agree to the equipment and pricing as detailed herein and unless otherwise exempt, Customer agrees to be responsible for all applicable fees and charges as published at HercRentals.com, including, without limitation, environmental and emissions, refueling, vehicle licensing fees, preventative maintenance and transportation charges. Any equipment that is ordered by or on behalf of Customer locally at a Herc branch or other such location, that is not on the list of equipment in this schedule, will be negotiated locally at time of rental, up to an amount not to exceed the then-current list price for a standard rental shift, plus any additional hours, as published at HercRentals.com. Herc may at its sole discretion modify or terminate any pricing herein with 30 days notice to customer.*

**PRINT DATE: Friday, October 30, 2020**

**AFFECTED REGIONS / BRANCHES**

US National (Excluding Hawaii, North Dakota &amp; Midland)

Exhibit A

**EFFECTIVE DATES: FROM: 01/01/2021 THROUGH: 12/31/2021****Pricing Schedule #:**

<b>CAT-CLASS DESCRIPTION</b>			<b>DAY</b>	<b>WEEK</b>	<b>MONTH</b>
<u>EARTHMOVING - SKIDSTEER LOADERS</u>					
200	1311	SKIDSTEER LOADER 250-750LB CAB	\$200	\$551	\$1,710
200	1350	SKIDSTEER LOADER 1300-2099LB ROPS	\$185	\$465	\$1,200
200	1351	SKIDSTEER LOADER 1300-2099LB CAB	\$205	\$505	\$1,275
200	1352	SKIDSTEER LOADER 1751-2099LB ROPS HF	\$205	\$505	\$1,275
200	1353	SKIDSTEER LOADER 1751-2099LB CAB HF	\$220	\$540	\$1,275
200	1360	SKIDSTEER LOADER 2100-2399LB ROPS	\$265	\$620	\$1,400
200	1361	SKIDSTEER LOADER 2100-2399LB CAB	\$295	\$695	\$1,450
200	1362	SKIDSTEER LOADER 2100-2399LB ROPS HF	\$295	\$695	\$1,450
200	1370	SKIDSTEER LOADER 2400-2999LB ROPS	\$265	\$620	\$1,400
200	1371	SKIDSTEER LOADER 2400-2999LB CAB	\$295	\$695	\$1,450
200	1372	SKIDSTEER LOADER 2400-2999LB ROPS HF	\$295	\$695	\$1,450
200	1373	SKIDSTEER LOADER 2400-2999LB CAB HF	\$303	\$740	\$1,586
200	1381	SKIDSTEER LOADER OVER 3000LB CAB	\$334	\$815	\$1,785
200	1382	SKIDSTEER LOADER OVER 3000LB ROPS HF	\$370	\$885	\$1,975
<u>EARTHMOVING - TRACK LOADERS</u>					
200	1020	MINI TRACK LOADER W/B < 600LB CAP GAS	\$238	\$713	\$1,663
200	1030	MINI TRACK LOADER W/B < 600LB CAP DSL	\$238	\$713	\$1,663
200	1040	MINI TRACK LOADER W/B > 600LB CAP DSL	\$271	\$755	\$1,758
200	1050	MINI TRACK LOADER W/B 2000LB CAP DSL	\$375	\$1,045	\$2,370
200	1430	COMPACT TRACK LOADER 1300-1699LB ROPS	\$300	\$775	\$2,000
200	1431	COMPACT TRACK LOADER 1300-1699LB CAB	\$315	\$790	\$2,035
200	1440	COMPACT TRACK LOADER 1700-1999LB ROPS	\$300	\$775	\$2,000
200	1441	COMPACT TRACK LOADER 1700-1999LB CAB	\$315	\$790	\$2,035
200	1450	COMPACT TRACK LOADER 2000-2399LB ROPS	\$300	\$775	\$2,000
200	1451	COMPACT TRACK LOADER 2000-2399LB CAB	\$315	\$790	\$2,035
200	1452	COMPACT TRACK LOADER 2000-2399LB ROPS HF	\$315	\$790	\$2,035
200	1453	COMPACT TRACK LOADER 2000-2399LB CAB HF	\$330	\$825	\$2,135
200	1460	COMPACT TRACK LOADER 2400-2799LB ROPS	\$330	\$825	\$2,135
200	1461	COMPACT TRACK LOADER 2400-2799LB CAB	\$346	\$896	\$2,175
200	1462	COMPACT TRACK LOADER 2400-2799LB ROPS HF	\$346	\$896	\$2,175
200	1463	COMPACT TRACK LOADER 2400-2799LB CAB HF	\$375	\$985	\$2,350
200	1470	COMPACT TRACK LOADER 2800LB & OVER ROPS	\$375	\$985	\$2,350
200	1471	COMPACT TRACK LOADER 2800LB & OVER CAB	\$395	\$1,050	\$2,500
200	1472	COMPACT TRACK LOADER 2800LB & UP ROPS HF	\$395	\$1,050	\$2,500
200	1473	COMPACT TRACK LOADER 2800LB & UP CAB HF	\$410	\$1,067	\$2,600
<u>EARTHMOVING - TRACTOR ATTACHMENTS</u>					
290	3000	TRACTOR ATTACHMENT AUGER	\$105	\$297	\$765
290	3010	TRACTOR ATTACHMENT SNOW PUSHER	\$81	\$176	\$489
290	3020	TRACTOR ATTACHMENT RIPPER	\$48	\$135	\$340

Omnia Gold

*Customer agrees to keep confidential the information contained herein and not to reproduce or disclose any such information, in whole or in part, to any individual or entity, without the prior written consent of Herc Rentals. Customer and Herc hereby agree to the equipment and pricing as detailed herein and unless otherwise exempt, Customer agrees to be responsible for all applicable fees and charges as published at HercRentals.com, including, without limitation, environmental and emissions, refueling, vehicle licensing fees, preventative maintenance and transportation charges. Any equipment that is ordered by or on behalf of Customer locally at a Herc branch or other such location, that is not on the list of equipment in this schedule, will be negotiated locally at time of rental, up to an amount not to exceed the then-current list price for a standard rental shift, plus any additional hours, as published at HercRentals.com. Herc may at its sole discretion modify or terminate any pricing herein with 30 days notice to customer.*

**PRINT DATE: Friday, October 30, 2020**

**AFFECTED REGIONS / BRANCHES**

US National (Excluding Hawaii, North Dakota &amp; Midland)

Exhibit A

**EFFECTIVE DATES: FROM: 01/01/2021 THROUGH: 12/31/2021****Pricing Schedule #:**

<b>CAT-CLASS DESCRIPTION</b>			<b>DAY</b>	<b>WEEK</b>	<b>MONTH</b>
<u>EARTHMOVING - TRACTOR ATTACHMENTS</u>					
290	3030	TRACTOR ATTACHMENT BOX BLADE	\$48	\$135	\$340
290	3040	TRACTOR ATTACHMENT ROTARY BRUSH MOWER	\$62	\$149	\$404
290	3060	TRACTOR ATTACHMENT TILLER	\$71	\$203	\$553
290	3070	TRACTOR ATTACHMENT SPREADER	\$57	\$135	\$383
<u>EARTHMOVING - WALK-BEHIND TRENCHERS</u>					
280	1010	TRENCHER CABLE INSTALLER W/B GAS	\$100	\$325	\$720
280	1020	TRENCHER W/B TRACK 24IN GAS	\$185	\$545	\$956
280	1030	TRENCHER W/B TRACK 30IN GAS	\$198	\$545	\$994
280	1040	TRENCHER W/B TRACK 36IN GAS	\$198	\$545	\$994
280	1060	TRENCHER W/B WHEEL 0IN TO 18IN GAS	\$135	\$370	\$769
280	1070	TRENCHER W/B WHEEL 24IN GAS	\$176	\$504	\$900
280	1090	TRENCHER W/B WHEEL 36IN GAS	\$189	\$504	\$919
<u>EARTHMOVING - WHEEL LOADER ATTACHMENTS</u>					
290	7000	LOADER ATTACHMENT ROOT RAKE NO CLAMP	\$105	\$248	\$468
290	7005	LOADER ATTACHMENT ROOT RAKE W CLAMP	\$185	\$428	\$808
290	7010	LOADER ATTACHMENT LANDSCAPE RAKE	\$119	\$266	\$591
290	7020	LOADER ATTACHMENT SNOW PUSHER	\$119	\$338	\$723
290	7025	LOADER ATTACHMENT BOOM	\$76	\$144	\$319
290	7030	LOADER ATTACHMENT TRUSS BOOM	\$76	\$144	\$319
290	7035	LOADER ATTACHMENT DRUM ROTATOR	\$76	\$144	\$319
290	7040	LOADER ATTACHMENT FORKS 48IN	\$90	\$248	\$468
290	7045	LOADER ATTACHMENT FORKS 60IN	\$100	\$261	\$510
290	7050	LOADER ATTACHMENT FORKS 72IN	\$114	\$279	\$553
290	7055	LOADER ATTACHMENT FORKS 84IN	\$128	\$297	\$595
290	7060	LOADER ATTACHMENT FORKS 96IN	\$143	\$315	\$638
290	7100	COMPACT LOADER BUCKET	\$76	\$144	\$319
290	7115	LOADER BUCKET 4YD AND OVER	\$71	\$176	\$361
290	7120	LOADER BUCKET COMBINATION	\$90	\$225	\$506
290	7130	LOADER BUCKET LIGHT MATRL	\$48	\$135	\$276
290	7135	LOADER BUCKET LIGHT MATRL 8YD AND OVER	\$90	\$225	\$506
290	7140	LOADER BUCKET ROLLOUT 5-6YD	\$261	\$585	\$1,615
290	7145	LOADER BUCKET ROLLOUT 7.5YD AND OVER	\$309	\$698	\$1,828
290	7150	LOADER BUCKET SIDE DUMP	\$119	\$338	\$723
290	7155	LOADER ATTACHMENT PIPE GRAPPLE FORK	\$143	\$405	\$1,020
290	7157	LOADER ATTACHMENT GRAPPLE BUCKET	\$105	\$315	\$723
<u>EARTHMOVING - WHEEL LOADERS</u>					
265	1010	COMPACT LOADER 0.75 YD STD BKT DSL	\$495	\$1,040	\$2,663
265	1110	COMPACT LOADER 1.0-1.4 YD STD BKT DSL	\$540	\$1,120	\$2,885

Omnia Gold

*Customer agrees to keep confidential the information contained herein and not to reproduce or disclose any such information, in whole or in part, to any individual or entity, without the prior written consent of Herc Rentals. Customer and Herc hereby agree to the equipment and pricing as detailed herein and unless otherwise exempt, Customer agrees to be responsible for all applicable fees and charges as published at HercRentals.com, including, without limitation, environmental and emissions, refueling, vehicle licensing fees, preventative maintenance and transportation charges. Any equipment that is ordered by or on behalf of Customer locally at a Herc branch or other such location, that is not on the list of equipment in this schedule, will be negotiated locally at time of rental, up to an amount not to exceed the then-current list price for a standard rental shift, plus any additional hours, as published at HercRentals.com. Herc may at its sole discretion modify or terminate any pricing herein with 30 days notice to customer.*

**PRINT DATE: Friday, October 30, 2020**

**AFFECTED REGIONS / BRANCHES**

US National (Excluding Hawaii, North Dakota &amp; Midland)

Exhibit A

**EFFECTIVE DATES: FROM: 01/01/2021 THROUGH: 12/31/2021****Pricing Schedule #:**

<b>CAT-CLASS DESCRIPTION</b>			<b>DAY</b>	<b>WEEK</b>	<b>MONTH</b>
<u>EARTHMOVING - WHEEL LOADERS</u>					
265	1300	WHEEL LOADER 2.0-2.4 YD STD BKT DSL	\$525	\$1,470	\$3,770
265	1310	WHEEL LOADER 3.0-3.4 YD STD BKT DSL	\$645	\$1,650	\$4,800
265	1320	WHEEL LOADER 2.5-3.4 YD MP BKT DSL	\$655	\$1,850	\$4,950
265	1410	WHEEL LOADER 3.5-3.9 YD STD BKT DSL	\$665	\$1,850	\$4,950
265	1510	WHEEL LOADER 4.0-4.5 YD STD BKT DSL	\$775	\$1,960	\$6,125
265	1520	WHEEL LOADER 4.0-4.5 YD MP BKT DSL	\$830	\$2,265	\$6,350
265	1610	WHEEL LOADER 4.6-5.5 YD STD BKT DSL	\$1,330	\$3,430	\$11,000
<u>FLOOR CARE AND SURFACE PREP - BENCH GRINDERS</u>					
100	4460	GRINDER BENCH 8 IN ELEC	\$14	\$38	\$68
<u>FLOOR CARE AND SURFACE PREP - CARPET CLEANERS</u>					
105	1820	EXTRACTOR LARGE LOSS SKID GAS	\$653	\$1,479	\$3,000
105	3810	CLEANER CARPET COLD WATER	\$36	\$136	\$270
105	3820	CLEANER UPHOLSTERY	\$23	\$85	\$169
<u>FLOOR CARE AND SURFACE PREP - CONCRETE GRINDERS</u>					
100	4220	GRINDER CONCRETE FLOOR 22IN DUAL115/230V	\$135	\$510	\$1,013
100	4230	GRINDER CONCRETE FLOOR 9IN SINGLE 115V	\$113	\$425	\$844
100	4235	GRINDER CONCRETE EDGE 7IN 115/230V 1PH	\$113	\$425	\$844
100	4236	GRINDER CONCRETE EDGE 11IN 230V 1PH	\$155	\$680	\$1,500
100	4237	GRINDER CONCRETE FLOOR 18IN SINGLE 120V	\$225	\$850	\$1,688
100	4239	GRINDER CONCRETE FLOOR 16IN 240V 1PH	\$225	\$850	\$1,688
100	4250	GRINDER CONCRETE FLOOR 10IN SINGLE GAS	\$135	\$510	\$1,013
100	4255	GRINDER CONCRETE FLOOR 16IN GAS	\$225	\$850	\$1,688
100	4260	GRINDER CONCRETE FLOOR 22IN DUAL GAS	\$135	\$510	\$1,013
100	4275	GRINDER CONCRETE FLOOR 20IN 240V 1PH	\$565	\$1,700	\$3,400
100	4280	GRINDER CONCRETE FLOOR 10IN SINGLE LP	\$108	\$340	\$881
100	4281	GRINDER CONCRETE FLOOR 26IN LPG	\$445	\$1,560	\$3,905
100	4282	GRINDER CONCRETE FLOOR 32IN 480V 3PH MAN	\$650	\$2,125	\$5,850
100	4284	GRINDER CONCRETE FLOOR 32IN 480V REMOTE	\$1,100	\$3,200	\$8,325
100	4286	GRINDER CONCRETE FLOOR 32IN LPG REMOTE	\$700	\$2,100	\$6,045
100	4290	GRINDER CONCRETE CEILING W/HEPA VAC 120V	\$50	\$149	\$244
<u>FLOOR CARE AND SURFACE PREP - CONCRETE PLANERS</u>					
100	4300	CONCRETE SCARIFIER PLANER 8IN 230V 1PH	\$270	\$1,020	\$1,950
100	4310	CONCRETE SCARIFIER PLANER 8IN GAS	\$270	\$1,020	\$1,950
100	4315	CONCRETE PLANER 8IN LP	\$270	\$1,020	\$1,950
100	4320	CONCRETE PLANER 10IN GAS	\$135	\$378	\$788
<u>FLOOR CARE AND SURFACE PREP - DRUM TYPE FLOOR SANDERS</u>					

Omnia Gold

*Customer agrees to keep confidential the information contained herein and not to reproduce or disclose any such information, in whole or in part, to any individual or entity, without the prior written consent of Herc Rentals. Customer and Herc hereby agree to the equipment and pricing as detailed herein and unless otherwise exempt, Customer agrees to be responsible for all applicable fees and charges as published at HercRentals.com, including, without limitation, environmental and emissions, refueling, vehicle licensing fees, preventative maintenance and transportation charges. Any equipment that is ordered by or on behalf of Customer locally at a Herc branch or other such location, that is not on the list of equipment in this schedule, will be negotiated locally at time of rental, up to an amount not to exceed the then-current list price for a standard rental shift, plus any additional hours, as published at HercRentals.com. Herc may at its sole discretion modify or terminate any pricing herein with 30 days notice to customer.*

**PRINT DATE: Friday, October 30, 2020**

**AFFECTED REGIONS / BRANCHES**

US National (Excluding Hawaii, North Dakota &amp; Midland)

Exhibit A

**EFFECTIVE DATES: FROM: 01/01/2021 THROUGH: 12/31/2021****Pricing Schedule #:**

<b>CAT-CLASS DESCRIPTION</b>			<b>DAY</b>	<b>WEEK</b>	<b>MONTH</b>
<u>FLOOR CARE AND SURFACE PREP - DRUM TYPE FLOOR SANDERS</u>					
100	5020	SANDER ORBITAL 12 IN FLOOR DUST CONTROL	\$54	\$204	\$405
100	5300	SANDER ORBITAL 12 IN FLOOR	\$54	\$204	\$405
100	5310	SANDER DRUM 8 IN ELECTRIC	\$54	\$204	\$405
100	5330	SANDER ROTARY 16 IN FLOOR DUST CONTROL	\$72	\$204	\$405
<u>FLOOR CARE AND SURFACE PREP - DUST EXTRACTION VACUUMS</u>					
105	1715	VACUUM CANISTER DRY SILICA 150 CFM 120V	\$29	\$114	\$261
105	1720	VACUUM DROP BAG DRY SILICA 130 CFM 120V	\$29	\$114	\$261
105	1725	VACUUM CANNISTER DRY SILICA 200 CFM 120V	\$43	\$166	\$380
105	1735	VACUUM DROP BAG DRY SILICA 200 CFM 120V	\$43	\$166	\$380
105	1740	VACUUM DROP BAG DRY SILICA 250 CFM 120V	\$43	\$166	\$380
105	1744	VACUUM DROP BAG DRY SILICA 300 CFM LP	\$85	\$325	\$750
105	1745	VACUUM CANNISTER DRY SILICA 300 CFM 120V	\$43	\$166	\$380
105	1746	VACUUM DROP BAG DRY SILICA 300 CFM 120V	\$43	\$166	\$380
105	1747	VACUUM DROP BAG DRY SILICA 350 CFM 480V	\$140	\$430	\$1,250
105	1749	VACUUM DROP BAG DRY SILICA 400 CFM LP	\$310	\$945	\$2,700
<u>FLOOR CARE AND SURFACE PREP - FLOOR BUFFER &amp; POLISHERS</u>					
100	5400	BUFFER 13IN ELECTRIC	\$32	\$119	\$236
100	5410	BUFFER 17IN ELECTRIC	\$45	\$170	\$338
100	5420	BUFFER 20IN ELECTRIC	\$54	\$204	\$405
100	5430	BURNISHER 20IN HIGH SPEED ELECTRIC	\$54	\$204	\$405
<u>FLOOR CARE AND SURFACE PREP - FLOOR EDGER</u>					
100	5320	SANDER FLOOR EDGER 7 IN ELECTRIC	\$36	\$136	\$270
<u>FLOOR CARE AND SURFACE PREP - FLOOR SCRUBBERS</u>					
105	3702	SCRUBBER W/B 15IN PATH BATTERY	\$114	\$295	\$765
105	3715	SCRUBBER W/B 32 IN PATH BATTERY	\$266	\$760	\$1,900
105	3720	SCRUBBER MID-SIZED RIDE ON BATTERY	\$380	\$998	\$2,470
105	3740	SCRUBBER INDUSTRIAL RIDE ON LP	\$475	\$1,368	\$3,175
<u>FLOOR CARE AND SURFACE PREP - FLOOR STRIPPERS</u>					
100	4000	FLOOR STRIPPER W/B 120LB ELEC	\$105	\$418	\$941
100	4010	FLOOR STRIPPER W/B 270LB ELEC	\$171	\$684	\$1,368
100	4020	FLOOR STRIPPER W/B 425LB ELEC	\$285	\$855	\$1,995
100	4025	FLOOR STRIPPER W/B 500LB ELEC	\$451	\$1,354	\$2,900
100	4028	FLOOR STRIPPER RIDE-ON 1800LB LP	\$950	\$2,850	\$5,500
100	4030	FLOOR STRIPPER RIDE-ON BATTERY 2300LB	\$950	\$2,850	\$5,500
100	4035	FLOOR STRIPPER RIDE-ON BATTERY 2800LB	\$1,283	\$3,700	\$7,505
100	4040	FLOOR STRIPPER RIDE-ON 2850LB LP	\$1,283	\$3,700	\$8,545

Omnia Gold

*Customer agrees to keep confidential the information contained herein and not to reproduce or disclose any such information, in whole or in part, to any individual or entity, without the prior written consent of Herc Rentals. Customer and Herc hereby agree to the equipment and pricing as detailed herein and unless otherwise exempt, Customer agrees to be responsible for all applicable fees and charges as published at HercRentals.com, including, without limitation, environmental and emissions, refueling, vehicle licensing fees, preventative maintenance and transportation charges. Any equipment that is ordered by or on behalf of Customer locally at a Herc branch or other such location, that is not on the list of equipment in this schedule, will be negotiated locally at time of rental, up to an amount not to exceed the then-current list price for a standard rental shift, plus any additional hours, as published at HercRentals.com. Herc may at its sole discretion modify or terminate any pricing herein with 30 days notice to customer.*

**PRINT DATE: Friday, October 30, 2020**

**AFFECTED REGIONS / BRANCHES**

US National (Excluding Hawaii, North Dakota &amp; Midland)

Exhibit A

**EFFECTIVE DATES: FROM: 01/01/2021 THROUGH: 12/31/2021****Pricing Schedule #:**

<b>CAT-CLASS DESCRIPTION</b>			<b>DAY</b>	<b>WEEK</b>	<b>MONTH</b>
<u>FLOOR CARE AND SURFACE PREP - FLOOR SWEEPERS</u>					
105	3500	KOMBI POWERHEAD UNIT GAS	\$33	\$133	\$299
105	3590	SWEEPER W/B 34 IN PATH BATTERY	\$209	\$589	\$1,510
105	3596	SWEEPER W/B 36 IN PATH GAS	\$110	\$135	\$455
105	3600	SWEEPER MID-SIZED 50 IN RIDE-ON LP	\$360	\$988	\$2,400
105	3610	SWEEPER LARGE 62 IN RIDE-ON LP	\$428	\$1,216	\$2,600
105	3615	SWEEPER LARGE 62 IN RIDE-ON DSL	\$617	\$1,632	\$3,986
105	3620	SWEEPER INDUSTRIAL 66 IN RIDE ON DSL	\$865	\$2,470	\$6,175
105	3725	SCRUBBER RIDE-ON LONG RUN BATTERY	\$665	\$1,710	\$4,275
105	3760	SWEEPER/SCRUBBER INDUST RIDE-ON LPG	\$523	\$1,482	\$3,705
<u>FLOOR CARE AND SURFACE PREP - LINOLEUM ROLLERS</u>					
100	4100	ROLLER LINOLEUM UP TO 100 LBS	\$72	\$183	\$443
<u>FLOOR CARE AND SURFACE PREP - SANDBLASTERS</u>					
100	5160	ABRASIVE BLASTING POT 3.5 CU FT	\$81	\$230	\$525
<u>FLOOR CARE AND SURFACE PREP - SCABBLERS</u>					
100	4400	SCABBLER HANDHELD AIR	\$54	\$162	\$413
100	4410	SCABBLER WALK BEHIND 29 IN AIR	\$225	\$497	\$1,009
<u>FLOOR CARE AND SURFACE PREP - SCALERS</u>					
100	4610	SCALER PISTON AIR	\$9	\$21	\$56
100	4620	FLOOR SCALER CHISEL AIR	\$36	\$98	\$244
100	4630	SCALER NEEDLE SCALER FLUX AIR	\$18	\$51	\$135
<u>FLOOR CARE AND SURFACE PREP - SHOT BLASTERS</u>					
100	4700	SHOT BLASTER CONCRETE 8 IN 120V W/B	\$383	\$1,203	\$2,194
100	4705	SHOT BLASTER CONCRETE 10IN 240V 3PH W/B	\$830	\$1,660	\$5,740
100	4720	MAGNET PULL TO PULL TOWABLE	\$405	\$965	\$2,126
<u>FLOOR CARE AND SURFACE PREP - SURFACE VACUUMS</u>					
105	3650	LITTER VACUUM RIDE ON OUTDOOR	\$523	\$1,482	\$3,705
<u>FLOOR CARE AND SURFACE PREP - TRAFFIC LINE REMOVER</u>					
100	4430	TRAFFIC LINE REMOVER	\$293	\$731	\$1,808
<u>FLOOR CARE AND SURFACE PREP - WET &amp; DRY VACUUMS</u>					
105	1605	VACUUM BACKPACK	\$24	\$73	\$205
105	1630	VACUUM WET/DRY 6-9 GALLON	\$23	\$85	\$169
105	1650	VACUUM WET/DRY 10-15 GALLON	\$27	\$102	\$203
105	1680	VACUUM WET/DRY W/PUMP 19 GALLON	\$68	\$191	\$446
105	1700	VACUUM WET/DRY INDUSTRIAL 55 GALLON	\$45	\$170	\$338

Omnia Gold

*Customer agrees to keep confidential the information contained herein and not to reproduce or disclose any such information, in whole or in part, to any individual or entity, without the prior written consent of Herc Rentals. Customer and Herc hereby agree to the equipment and pricing as detailed herein and unless otherwise exempt, Customer agrees to be responsible for all applicable fees and charges as published at HercRentals.com, including, without limitation, environmental and emissions, refueling, vehicle licensing fees, preventative maintenance and transportation charges. Any equipment that is ordered by or on behalf of Customer locally at a Herc branch or other such location, that is not on the list of equipment in this schedule, will be negotiated locally at time of rental, up to an amount not to exceed the then-current list price for a standard rental shift, plus any additional hours, as published at HercRentals.com. Herc may at its sole discretion modify or terminate any pricing herein with 30 days notice to customer.*

**PRINT DATE: Friday, October 30, 2020**



**AFFECTED REGIONS / BRANCHES**

US National (Excluding Hawaii, North Dakota &amp; Midland)

Exhibit A

**EFFECTIVE DATES: FROM: 01/01/2021 THROUGH: 12/31/2021****Pricing Schedule #:**

<b>CAT-CLASS DESCRIPTION</b>			<b>DAY</b>	<b>WEEK</b>	<b>MONTH</b>
<b><u>FLOOR CARE AND SURFACE PREP - WET &amp; DRY VACUUMS</u></b>					
105	1705	VACUUM COREDRILL WATER MANAGEMENT SYSTEM	\$50	\$170	\$338
105	1800	VACUUM WATER EXTRACTOR W/AUTO PUMPOUT	\$81	\$230	\$506
105	1810	EXTRACTOR RIDE-ON FLOOD PUMPER	\$495	\$1,148	\$2,288
105	2065	WASHER 4000 PSI DUEL WAND & ROTARY GAS	\$130	\$475	\$975
105	2840	WASHER TRAILER MNT 4000-4999PSI COLD DSL	\$340	\$840	\$2,025
<b><u>FUEL TANKS - FUEL TANKS</u></b>					
530	1005	PROSOL DEF TANK 100 GALLON GALVANIZED	\$67	\$190	\$360
<b><u>GROUND SUPPORT EQUIPMENT</u></b>					
501	4000	90KVA 400HZ PORTABLE AIRCRAFT GENERATOR	\$689	\$2,755	\$5,650
501	4010	120KVA 400HZ PORTABLE AIRCRAFT GENERATOR	\$760	\$3,040	\$6,080
501	4210	90KVA 400HZ SOLID STATE AIRCRAFT GPU	\$428	\$1,064	\$3,265
501	4220	180KVA 400HZ SOLID STATE AIRCRAFT GPU	\$645	\$1,615	\$4,750
640	2100	BELT LOADER DRIVABLE AIRCRAFT DSL	\$570	\$1,292	\$3,230
640	2200	BAGGAGE TRACTOR AIRCRAFT GAS 5500 LB	\$356	\$950	\$2,470
640	2220	BAGGAGE TRACTOR AIRCRAFT DSL 5500 LB	\$385	\$1,045	\$2,565
640	4950	TRACTOR AIRCRAFT TOWBAR 30000 GVW	\$1,140	\$2,660	\$6,650
640	4960	TRACTOR AIRCRAFT TOWBAR 40000 GVW	\$1,805	\$3,800	\$9,500
640	4980	TRACTOR AIRCRAFT TOWBAR 60000 GVW	\$2,375	\$5,700	\$14,250
<b><u>LARGE AIR COMPRESSORS</u></b>					
140	1420	COMPRESSOR TOWABLE INST QUAL 750CFM DSL	\$689	\$1,620	\$4,050
140	1460	COMPRESSOR TOWABLE INST QUAL 915CFM DSL	\$755	\$1,890	\$4,950
<b><u>LIGHTING - EXPLOSION PROOF LIGHTING</u></b>					
110	2015	LIGHT AREA LED W/TRIPOD HAZ LOC	\$60	\$180	\$540
110	2043	LIGHT TUBULAR LED FOR INSPECTION HAZ LOC	\$15	\$45	\$160
<b><u>MATERIAL HANDLING - CARRY DECK CRANES</u></b>					
350	2000	CRANE CARRY DECK DSL 5000LB 15FT	\$375	\$1,093	\$3,135
350	2010	CRANE CARRY DECK DUAL FUEL 5000LB 15FT	\$375	\$1,093	\$3,135
350	2030	CRANE CARRY DECK DSL 8000LB 19FT	\$546	\$1,473	\$3,990
350	2040	CRANE CARRY DECK DUAL FUEL 8000LB 19FT	\$546	\$1,473	\$3,990
350	2060	CRANE CARRY DECK DSL 18000LB 30FT	\$689	\$1,895	\$4,465
350	2070	CRANE CARRY DECK DUAL FUEL 18000LB 30FT	\$689	\$1,895	\$4,465
350	2090	CRANE CARRY DECK DSL 30000LB 50FT	\$945	\$2,470	\$6,175
350	2100	CRANE CARRY DECK DUAL FUEL 30000LB 50FT	\$945	\$2,470	\$6,175
<b><u>MATERIAL HANDLING - CHAIN HOISTS</u></b>					
480	2120	HOIST CHAIN 1/2 TON 8-15	\$7	\$17	\$46
480	2160	HOIST 1/2 TON CHAIN W/OVERLOAD 20	\$10	\$24	\$64

Omnia Gold

*Customer agrees to keep confidential the information contained herein and not to reproduce or disclose any such information, in whole or in part, to any individual or entity, without the prior written consent of Herc Rentals. Customer and Herc hereby agree to the equipment and pricing as detailed herein and unless otherwise exempt, Customer agrees to be responsible for all applicable fees and charges as published at HercRentals.com, including, without limitation, environmental and emissions, refueling, vehicle licensing fees, preventative maintenance and transportation charges. Any equipment that is ordered by or on behalf of Customer locally at a Herc branch or other such location, that is not on the list of equipment in this schedule, will be negotiated locally at time of rental, up to an amount not to exceed the then-current list price for a standard rental shift, plus any additional hours, as published at HercRentals.com. Herc may at its sole discretion modify or terminate any pricing herein with 30 days notice to customer.*

**PRINT DATE: Friday, October 30, 2020**



**AFFECTED REGIONS / BRANCHES**

US National (Excluding Hawaii, North Dakota &amp; Midland)

Exhibit A

**EFFECTIVE DATES: FROM: 01/01/2021 THROUGH: 12/31/2021****Pricing Schedule #:**

<b>CAT-CLASS DESCRIPTION</b>			<b>DAY</b>	<b>WEEK</b>	<b>MONTH</b>
<u>MATERIAL HANDLING - CHAIN HOISTS</u>					
480	2175	HOIST CHAIN AIR 1 TON 30-50	\$166	\$665	\$1,260
480	2180	HOIST 1 TON CHAIN W/OVERLOAD 20	\$12	\$31	\$85
480	2200	HOIST 1 TON CHAIN W/OVERLOAD 30	\$13	\$33	\$90
480	2220	HOIST CHAIN 1 TON 20-40	\$10	\$27	\$72
480	2240	HOIST CHAIN 1-1/2 TON 20-40	\$14	\$36	\$97
480	2260	HOIST 1 1/2 TON CHAIN W/OVERLOAD 20FT	\$17	\$43	\$115
480	2280	HOIST 1 1/2TON CHAIN W/OVERLOAD 30FT	\$18	\$46	\$123
480	2300	HOIST 2 TON CHAIN W/OVERLOAD 20	\$20	\$50	\$136
480	2320	HOIST CHAIN 2 TON 8-15	\$19	\$48	\$129
480	2340	HOIST CHAIN 2 TON 20-40	\$14	\$36	\$97
480	2380	HOIST CHAIN 2TON MANUAL 30	\$20	\$50	\$136
480	2400	HOIST CHAIN 3 TON 20-40	\$21	\$52	\$141
480	2420	HOIST 3 TON CHAIN W/OVERLOAD 20	\$25	\$62	\$167
480	2440	HOIST CHAIN 3 TON 8-15	\$24	\$60	\$162
480	2460	HOIST CHAIN 3TON MANUAL 20	\$24	\$60	\$162
480	2520	HOIST 5 TON CHAIN W/OVERLOAD 20FT	\$37	\$93	\$251
480	2540	HOIST CHAIN 5 TON 20-40	\$33	\$84	\$226
480	2560	HOIST CHAIN 5TON MANUAL 30	\$36	\$90	\$244
480	2600	HOIST CHAIN 8TON MANUAL 20	\$67	\$166	\$449
480	2620	HOIST CHAIN 10 TON 8-15	\$81	\$202	\$546
480	2640	HOIST CHAIN 10 TON 20-30	\$86	\$214	\$577
480	3040	POWERED HAND CRANE 300 LBS CAP BATT	\$62	\$155	\$419
480	3420	HOIST ELECTRIC CHAIN 1T 30 120V 1PH	\$52	\$131	\$354
480	3428	MATERIAL LIFT 400 LBS 5 FT MANUAL	\$24	\$71	\$203
480	3430	MATERIAL LIFT 1000 LBS 5 FT MANUAL	\$24	\$71	\$203
480	3460	MATERIAL LIFT 1000 LBS 10 FT MANUAL	\$67	\$266	\$567
480	3475	MATERIAL LIFT 450 LBS 12 FT MANUAL	\$67	\$266	\$567
480	3480	MATERIAL LIFT 650 LBS 12 FT MANUAL	\$67	\$266	\$567
480	3500	MATERIAL LIFT 300 LBS 12 FT PNEUMATIC	\$76	\$304	\$648
480	3510	MATERIAL LIFT 350 LBS 13 FT MANUAL	\$76	\$304	\$648
480	3520	MATERIAL LIFT 650 LBS 15 FT MANUAL	\$76	\$304	\$648
480	3525	MATERIAL LIFT 450 LBS 16 FT MANUAL	\$76	\$304	\$648
480	3540	MATERIAL LIFT 650 LBS 18 FT MANUAL	\$76	\$304	\$648
480	3560	MATERIAL LIFT 250 LBS 18 FT PNEUMATIC	\$76	\$304	\$648
480	3580	MATERIAL LIFT 650 LBS 20 FT MANUAL	\$90	\$361	\$770
480	3600	MATERIAL LIFT 650 LBS 24 FT MANUAL	\$90	\$361	\$770
480	3620	MATERIAL LIFT 650 LBS 25 FT MANUAL	\$90	\$361	\$770
480	3630	MATERIAL LIFT 800 LBS 12 FT MANUAL	\$80	\$240	\$675
480	3660	MATERIAL LIFT 1100 LBS 15 FT MANUAL	\$95	\$380	\$810
<u>MATERIAL HANDLING - CONVEYORS</u>					

Omnia Gold

*Customer agrees to keep confidential the information contained herein and not to reproduce or disclose any such information, in whole or in part, to any individual or entity, without the prior written consent of Herc Rentals. Customer and Herc hereby agree to the equipment and pricing as detailed herein and unless otherwise exempt, Customer agrees to be responsible for all applicable fees and charges as published at HercRentals.com, including, without limitation, environmental and emissions, refueling, vehicle licensing fees, preventative maintenance and transportation charges. Any equipment that is ordered by or on behalf of Customer locally at a Herc branch or other such location, that is not on the list of equipment in this schedule, will be negotiated locally at time of rental, up to an amount not to exceed the then-current list price for a standard rental shift, plus any additional hours, as published at HercRentals.com. Herc may at its sole discretion modify or terminate any pricing herein with 30 days notice to customer.*

**PRINT DATE: Friday, October 30, 2020**

**AFFECTED REGIONS / BRANCHES**

US National (Excluding Hawaii, North Dakota &amp; Midland)

Exhibit A

**EFFECTIVE DATES: FROM: 01/01/2021 THROUGH: 12/31/2021****Pricing Schedule #:**

<b>CAT-CLASS DESCRIPTION</b>			<b>DAY</b>	<b>WEEK</b>	<b>MONTH</b>
<u>MATERIAL HANDLING - CONVEYORS</u>					
480	2790	CONVEYOR MATERIAL 10FT X 12IN	\$95	\$285	\$760
480	2795	CONVEYOR MATERIAL 10FT X 18IN	\$100	\$295	\$784
480	2797	CONVEYOR MATERIAL 14FT X 12IN	\$109	\$304	\$841
480	2800	CONVEYOR MATERIAL TOWABLE 26FT X 12IN	\$295	\$746	\$1,767
<u>MATERIAL HANDLING - DOLLIES</u>					
480	1060	DOLLY STAIR CLIMBER 1500# CAP	\$68	\$240	\$506
480	1080	ROLALIFT 6000LBS HYD DOLLY 1 PAIR	\$77	\$272	\$574
<u>MATERIAL HANDLING - DRYWALL LIFTS</u>					
100	7030	SHEETROCK JACK	\$32	\$112	\$236
<u>MATERIAL HANDLING - ELECTRIC PALLET JACKS</u>					
480	1180	PALLET REACH TRUCK 4500LB STAND ON ELEC	\$299	\$755	\$1,895
480	1210	PALLET ORDER PICKER 3000LB STAND ON ELEC	\$204	\$513	\$1,300
480	1224	PALLET STACKER 2500LB ADJ STRAD W/B ELEC	\$147	\$456	\$1,164
480	1229	PALLET STACKER 3000LB STRADDLE W/B ELEC	\$157	\$470	\$1,221
480	1230	PALLET STACKER 3000LB COUNT WGT W/B ELEC	\$176	\$523	\$1,378
480	1239	PALLET STACKER 4000LB STRADDLE W/B ELEC	\$176	\$523	\$1,378
480	1240	PALLET STACKER 4000LB COUNT WGT W/B ELEC	\$176	\$523	\$1,378
480	1250	PALLET LIFT 4000LB W/B ELEC	\$109	\$437	\$983
480	1260	PALLET LIFT 4500LB W/B ELEC	\$109	\$437	\$983
480	1280	PALLET LIFT 6000LB 48IN RIDE-ON ELEC	\$157	\$470	\$1,221
480	1282	PALLET LIFT 6000LB 96IN RIDE-ON ELEC	\$160	\$490	\$1,255
<u>MATERIAL HANDLING - EQUIPMENT ROLLER SYSTEMS</u>					
480	1310	ROLLER 2 PART KIT 36 TON CAP	\$65	\$225	\$430
480	1320	MACHINE ROLLERS 3 TON SET OF 4	\$45	\$120	\$225
480	1340	MACHINE ROLLERS 8 TON SET OF 4	\$68	\$200	\$375
480	1360	MACHINE ROLLERS 15 TON SET OF 4	\$77	\$220	\$413
480	1390	MACHINE ROLLERS 30 TON SET OF 4	\$54	\$192	\$360
480	1420	MACHINE ROLLERS 60 TON SET OF 4	\$86	\$240	\$450
<u>MATERIAL HANDLING - FORKLIFT ATTACHMENTS</u>					
490	1600	CRANE ATTACHMENT TRASH HOPPER	\$57	\$162	\$361
<u>MATERIAL HANDLING - GANTRIES &amp; TROLLEYS</u>					
480	3060	GANTRY CRANE 2 TON	\$280	\$736	\$1,758
480	3065	GANTRY CRANE 2 TON 154IN HEIGHT	\$299	\$755	\$1,853
480	3080	GANTRY CRANE 3 TON	\$309	\$760	\$1,900
480	3100	GANTRY CRANE 5 TON	\$425	\$800	\$2,200

Omnia Gold

*Customer agrees to keep confidential the information contained herein and not to reproduce or disclose any such information, in whole or in part, to any individual or entity, without the prior written consent of Herc Rentals. Customer and Herc hereby agree to the equipment and pricing as detailed herein and unless otherwise exempt, Customer agrees to be responsible for all applicable fees and charges as published at HercRentals.com, including, without limitation, environmental and emissions, refueling, vehicle licensing fees, preventative maintenance and transportation charges. Any equipment that is ordered by or on behalf of Customer locally at a Herc branch or other such location, that is not on the list of equipment in this schedule, will be negotiated locally at time of rental, up to an amount not to exceed the then-current list price for a standard rental shift, plus any additional hours, as published at HercRentals.com. Herc may at its sole discretion modify or terminate any pricing herein with 30 days notice to customer.*

**PRINT DATE: Friday, October 30, 2020**

**AFFECTED REGIONS / BRANCHES**

US National (Excluding Hawaii, North Dakota &amp; Midland)

Exhibit A

**EFFECTIVE DATES: FROM: 01/01/2021 THROUGH: 12/31/2021****Pricing Schedule #:**

<b>CAT-CLASS DESCRIPTION</b>			<b>DAY</b>	<b>WEEK</b>	<b>MONTH</b>
<u>MATERIAL HANDLING - GLASS HANDLER</u>					
340	1050	GLASS HANDLER 770LB 9'-4" ELEC	\$475	\$1,410	\$4,275
340	1060	GLASS HANDLER 1265LB 11'-10" ELEC	\$594	\$1,781	\$5,344
340	1080	GLASS HANDLER 1730LB 12'-9" ELEC	\$760	\$2,280	\$6,840
340	1090	GLASS HANDLER 2200LB 13'-5" ELEC	\$831	\$2,494	\$7,481
<u>MATERIAL HANDLING - HYDRAULIC JACKING CYLINDERS</u>					
480	5540	PORTAPOWER PUMP 1 SPEED MANUAL	\$23	\$45	\$131
480	5560	PORTAPOWER PUMP 2 SPEED MANUAL	\$23	\$45	\$131
481	1028	CYLINDER HYD THREADED END SA 10 T >1 IN	\$11	\$43	\$86
481	1030	CYLINDER HYD LP PANCAKE SA 10 T >1 IN	\$8	\$31	\$60
481	1032	CYLINDER HYD GENERAL SA 10 T 1 IN	\$9	\$36	\$71
481	1036	CYLINDER HYD GENERAL SA 10 T 2 IN	\$9	\$37	\$73
481	1040	CYLINDER HYD GENERAL SA 10 T 4 IN	\$10	\$40	\$79
481	1042	CYLINDER HYD GENERAL SA 10 T 6 IN	\$11	\$44	\$88
481	1048	CYLINDER HYD GENERAL SA 10 T 8 IN	\$14	\$53	\$105
481	1052	CYLINDER HYD GENERAL SA 10 T 10 IN	\$14	\$54	\$107
481	1076	CYLINDER HYD GENERAL SA 15 T 6 IN	\$14	\$57	\$113
481	1090	CYLINDER HYD LP PANCAKE SA 20 T >1 IN	\$18	\$73	\$145
481	1108	CYLINDER HYD GENERAL SA 25 T 2 IN	\$14	\$58	\$115
481	1110	CYLINDER HYD GENERAL SA 25 T 4 IN	\$16	\$63	\$126
481	1112	CYLINDER HYD GENERAL SA 25 T 6 IN	\$18	\$73	\$145
481	1118	CYLINDER HYD GENERAL SA 25 T 8 IN	\$23	\$95	\$188
481	1122	CYLINDER HYD PUSH/PULL DA 25-11 T 10 IN	\$86	\$346	\$690
481	1126	CYLINDER HYD GENERAL SA 25 T 14 IN	\$32	\$128	\$256
481	1132	CYLINDER HYD LP PANCAKE SA 30 T >1 IN	\$21	\$84	\$167
481	1134	CYLINDER HYD GENERAL SA 30 T 2 IN	\$26	\$105	\$210
481	1154	CYLINDER HYD GENERAL SA 30 T 8 IN	\$28	\$113	\$225
481	1158	CYLINDER HYD GENERAL SA 35 T 2 IN	\$38	\$150	\$300
481	1162	CYLINDER HYD GENERAL SA 50 T 2 IN	\$113	\$450	\$900
481	1186	CYLINDER HYD GENERAL SA 55 T 6 IN	\$32	\$124	\$248
481	1189	CYLINDER HYD PUSH/PULL DA 55-28 T 4 IN	\$56	\$221	\$442
481	1250	CYLINDER HYD CENTER HOLE SA 100 T 3 IN	\$108	\$432	\$864
481	1254	CYLINDER HYD GENERAL SA 100 T 6 IN	\$60	\$245	\$490
481	1260	CYLINDER HYD PUSH/PULL DA 100-44 T 6 IN	\$81	\$323	\$646
481	1524	JACK BOTTLE STANDARD 5 T 4 IN	\$4	\$14	\$26
481	1526	JACK TOE ECONOMY 5 T 4 IN	\$23	\$92	\$183
481	1538	JACK TOE ECONOMY 10 T 5 IN	\$30	\$75	\$170
<u>MATERIAL HANDLING - LEVER HOISTS</u>					
480	1620	HOIST 3/4 TON LEVER 20	\$12	\$26	\$71
480	1640	HOIST 3/4 TON LEVER W/OVERLOAD 20	\$13	\$28	\$75

Omnia Gold

*Customer agrees to keep confidential the information contained herein and not to reproduce or disclose any such information, in whole or in part, to any individual or entity, without the prior written consent of Herc Rentals. Customer and Herc hereby agree to the equipment and pricing as detailed herein and unless otherwise exempt, Customer agrees to be responsible for all applicable fees and charges as published at HercRentals.com, including, without limitation, environmental and emissions, refueling, vehicle licensing fees, preventative maintenance and transportation charges. Any equipment that is ordered by or on behalf of Customer locally at a Herc branch or other such location, that is not on the list of equipment in this schedule, will be negotiated locally at time of rental, up to an amount not to exceed the then-current list price for a standard rental shift, plus any additional hours, as published at HercRentals.com. Herc may at its sole discretion modify or terminate any pricing herein with 30 days notice to customer.*

**PRINT DATE: Friday, October 30, 2020**

**AFFECTED REGIONS / BRANCHES**

US National (Excluding Hawaii, North Dakota &amp; Midland)

Exhibit A

**EFFECTIVE DATES: FROM: 01/01/2021 THROUGH: 12/31/2021****Pricing Schedule #:**

<b>CAT-CLASS DESCRIPTION</b>			<b>DAY</b>	<b>WEEK</b>	<b>MONTH</b>
<u>MATERIAL HANDLING - LEVER HOISTS</u>					
480	1700	HOIST 1 TON LEVER W/OVERLOAD 20	\$14	\$30	\$81
480	1720	HOIST 1 1/2 TON LEVER 15	\$14	\$32	\$86
480	1740	HOIST 1 1/2 TON LEVER 20	\$14	\$32	\$86
480	1760	HOIST 1 1/2 TON LEVER W/OVERLOAD 20	\$16	\$36	\$96
480	1780	HOIST 2 TON LEVER W/OVERLOAD 20	\$18	\$40	\$107
480	1800	HOIST 2 1/2 TON LEVER 20	\$20	\$50	\$136
480	1820	HOIST 3 TON LEVER 15	\$21	\$46	\$124
480	1840	HOIST 3 TON LEVER W/ OVERLOAD 20	\$22	\$48	\$128
480	1860	HOIST 3 TON LEVER 20-30	\$21	\$46	\$124
480	1880	HOIST 6 TON LEVER 5 - 10	\$28	\$62	\$167
480	1900	HOIST 6 TON LEVER W/ OVERLOAD 20	\$30	\$66	\$178
480	2555	HOIST CHAIN 5 TON 80FT LIFT	\$145	\$145	\$270
480	2692	HOIST CHAIN AIR 6 TON 100FT LIFT	\$380	\$995	\$2,880
480	2695	HOIST CHAIN AIR 10 TON 40 FT	\$285	\$855	\$2,430
<u>MATERIAL HANDLING - LIFTING TOOLS &amp; ACCESSORIES</u>					
480	3210	TROLLEY 1 TON	\$18	\$48	\$135
480	3211	BEAM TROLLEY PUSH 1 TON	\$5	\$20	\$45
480	3240	TROLLEY 3 TONS	\$23	\$60	\$169
480	3260	TROLLEY 5 TONS	\$45	\$120	\$338
480	3265	BEAM TROLLEY 5 TON GEARED 80FT DROP	\$60	\$120	\$225
480	3280	TROLLEY 10 TONS	\$55	\$144	\$405
480	3285	TROLLEY 10 TONS GEARED 40FT/HAND CHAIN	\$55	\$115	\$350
<u>MATERIAL HANDLING - MANUAL PALLET JACKS</u>					
480	1130	PALLET LIFT 5500LB W/B MANUAL NARROW	\$36	\$128	\$270
480	1135	PALLET LIFT 5500LB W/B MANUAL	\$36	\$128	\$270
480	1137	PALLET LIFT 3000LB W/B MANUAL RAISED	\$36	\$128	\$270
480	1140	PALLET LIFT 8000LB W/B MANUAL	\$36	\$128	\$270
<u>MATERIAL HANDLING - PORT-A-POWER</u>					
480	5520	PUMP PORTA POWER ELECTRIC	\$113	\$329	\$591
<u>MATERIAL HANDLING - PRY BARS</u>					
480	1520	PRY BAR	\$5	\$12	\$34
<u>MATERIAL HANDLING - RAMPS</u>					
480	1030	RAMP LOADING	\$144	\$336	\$1,130
<u>MATERIAL HANDLING - ROUGH TERRAIN CRANES</u>					
350	3000	CRANE ROUGH TERRAIN DSL 30000LB 60FT	\$689	\$1,938	\$5,795

Omnia Gold

*Customer agrees to keep confidential the information contained herein and not to reproduce or disclose any such information, in whole or in part, to any individual or entity, without the prior written consent of Herc Rentals. Customer and Herc hereby agree to the equipment and pricing as detailed herein and unless otherwise exempt, Customer agrees to be responsible for all applicable fees and charges as published at HercRentals.com, including, without limitation, environmental and emissions, refueling, vehicle licensing fees, preventative maintenance and transportation charges. Any equipment that is ordered by or on behalf of Customer locally at a Herc branch or other such location, that is not on the list of equipment in this schedule, will be negotiated locally at time of rental, up to an amount not to exceed the then-current list price for a standard rental shift, plus any additional hours, as published at HercRentals.com. Herc may at its sole discretion modify or terminate any pricing herein with 30 days notice to customer.*

**PRINT DATE: Friday, October 30, 2020**

**AFFECTED REGIONS / BRANCHES**

US National (Excluding Hawaii, North Dakota &amp; Midland)

Exhibit A

**EFFECTIVE DATES: FROM: 01/01/2021 THROUGH: 12/31/2021****Pricing Schedule #:**

<b>CAT-CLASS DESCRIPTION</b>			<b>DAY</b>	<b>WEEK</b>	<b>MONTH</b>
<u>MATERIAL HANDLING - ROUGH TERRAIN STRAIGHT MAST FORKLIFT</u>					
455	1000	STRAIGHTMAST RT FORKLIFT 5000LB 4WD	\$311	\$765	\$1,613
455	1010	STRAIGHTMAST RT FORKLIFT 6000LB 2WD	\$311	\$765	\$1,613
455	1015	STRAIGHTMAST RT FORKLIFT CAB 6000LB 2WD	\$340	\$786	\$1,838
455	1020	STRAIGHTMAST RT FORKLIFT 6000LB 4WD	\$340	\$786	\$1,838
455	1025	STRAIGHTMAST RT FORKLIFT CAB 6000LB 4WD	\$350	\$935	\$2,025
455	1030	STRAIGHTMAST RT FORKLIFT 8000LB 2WD	\$340	\$786	\$1,838
455	1035	STRAIGHTMAST RT FORKLIFT CAB 8000LB 2WD	\$351	\$935	\$2,025
455	1040	STRAIGHTMAST RT FORKLIFT 8000LB 4WD	\$351	\$935	\$2,025
455	1042	STRAIGHTMAST RT FORKLIFT CAB 8000LB 4WD	\$378	\$1,010	\$2,100
455	1045	STRAIGHTMAST RT FORKLIFT 8000LB 4WD LOWP	\$378	\$1,010	\$2,100
455	1050	STRAIGHTMAST RT FORKLIFT 10000LB 2WD	\$495	\$1,440	\$2,775
455	1060	STRAIGHTMAST RT FORKLIFT 10000LB 4WD	\$495	\$1,440	\$2,888
455	1065	STRAIGHTMAST RT FORKLIFT 12000LB 2WD	\$518	\$1,466	\$2,925
455	1070	STRAIGHTMAST RT FORKLIFT 12000LB 4WD	\$518	\$1,466	\$3,000
455	1080	STRAIGHTMAST RT FORKLIFT 20000LB 4WD	\$608	\$1,700	\$4,050
<u>MATERIAL HANDLING - ROUSTABOUTS</u>					
480	1920	MATERIAL LIFT 1500 LBS 25 FT ROUSTABOUT	\$86	\$304	\$641
480	1925	MATERIAL LIFT 1500 LBS 15 FT ROUSTABOUT	\$72	\$256	\$540
<u>MATERIAL HANDLING - SPYDER CRANE ATTACHMENTS</u>					
350	1360	GLASS MANIPULATOR 1400LB QUADRA TILT 12V	\$380	\$900	\$1,900
350	1400	CRAWLER CRANE ATTACH GLASS MANIPULATOR	\$352	\$1,170	\$2,720
350	1410	CRAWLER CRANE ATTACH AUX WINCH 400FT	\$203	\$577	\$1,642
350	1420	CRAWLER CRANE ATTACH 24IN WORK PLATFORM	\$71	\$171	\$485
<u>MATERIAL HANDLING - SPYDER CRANES</u>					
350	1130	CRAWLER CRANE 1990LB 22FT TIP BATT	\$451	\$1,344	\$4,038
350	1145	CRAWLER CRANE 1990LB 37FT TIP JIB DF	\$499	\$1,496	\$4,489
350	1150	CRAWLER CRANE 1990LB 37FT TIP JIB BATT	\$599	\$1,796	\$5,387
350	1185	CRAWLER CRANE 5800LB 31FT TIP BATT	\$599	\$1,796	\$5,387
350	1200	CRAWLER CRANE 6450LB 37FT TIP JIB DF	\$499	\$1,796	\$5,387
350	1205	CRAWLER CRANE 6450LB 37FT TIP JIB BATT	\$665	\$1,995	\$5,985
350	1210	CRAWLER CRANE 6450LB 37FT TIP JIB DSL	\$599	\$1,796	\$5,387
350	1225	CRAWLER CRANE 5800LB 52FT TIP HYB	\$746	\$2,252	\$6,745
350	1240	CRAWLER CRANE 6680LB 52FT TIP HYB	\$846	\$2,541	\$7,600
350	1245	CRAWLER CRANE 6680LB 52FT TIP DSL	\$760	\$2,252	\$6,745
350	1265	CRAWLER CRANE 6680LB 52FT TIP JIB HYBLMI	\$846	\$2,541	\$7,600
350	1270	CRAWLER CRANE 5800LB 54FT TIP DSL LMI	\$950	\$2,850	\$8,550
350	1280	CRAWLER CRANE 8920LB 68FT TIP DSL	\$903	\$2,708	\$8,123
350	1285	CRAWLER CRANE 8920LB 68FT TIP HYB	\$1,045	\$3,135	\$9,405

Omnia Gold

*Customer agrees to keep confidential the information contained herein and not to reproduce or disclose any such information, in whole or in part, to any individual or entity, without the prior written consent of Herc Rentals. Customer and Herc hereby agree to the equipment and pricing as detailed herein and unless otherwise exempt, Customer agrees to be responsible for all applicable fees and charges as published at HercRentals.com, including, without limitation, environmental and emissions, refueling, vehicle licensing fees, preventative maintenance and transportation charges. Any equipment that is ordered by or on behalf of Customer locally at a Herc branch or other such location, that is not on the list of equipment in this schedule, will be negotiated locally at time of rental, up to an amount not to exceed the then-current list price for a standard rental shift, plus any additional hours, as published at HercRentals.com. Herc may at its sole discretion modify or terminate any pricing herein with 30 days notice to customer.*

**PRINT DATE: Friday, October 30, 2020**

**AFFECTED REGIONS / BRANCHES**

US National (Excluding Hawaii, North Dakota &amp; Midland)

Exhibit A

**EFFECTIVE DATES: FROM: 01/01/2021 THROUGH: 12/31/2021****Pricing Schedule #:**

<b>CAT-CLASS DESCRIPTION</b>			<b>DAY</b>	<b>WEEK</b>	<b>MONTH</b>
<u>MATERIAL HANDLING - SPYDER CRANES</u>					
<u>MATERIAL HANDLING - TELEHANDLER FORKLIFTS</u>					
460	1010	TELEHANDLER 5500LB 16-20FT LIFT ROPS	\$295	\$770	\$1,730
460	1011	TELEHANDLER 5500LB 16-20FT LIFT ROPS BLK	\$295	\$770	\$1,730
460	1015	TELEHANDLER 5500LB 16-20FT LIFT CAB	\$305	\$815	\$1,750
460	1019	TELEHANDLER 6000LB 13FT LIFT ROPS	\$360	\$850	\$1,975
460	1020	TELEHANDLER 6000LB 34-36FT LIFT ROPS	\$360	\$850	\$1,975
460	1025	TELEHANDLER 6000LB 34-36FT LIFT CAB	\$370	\$963	\$2,075
460	1030	TELEHANDLER 6000LB 42-44FT LIFT ROPS	\$360	\$850	\$1,975
460	1035	TELEHANDLER 6000LB 42-44FT LIFT CAB	\$370	\$963	\$2,075
460	1040	TELEHANDLER 8000LB 42-44FT LIFT ROPS	\$390	\$1,045	\$2,295
460	1045	TELEHANDLER 8000LB 42-44FT LIFT CAB	\$400	\$1,068	\$2,395
460	1050	TELEHANDLER 9000LB 42-44FT LIFT ROPS	\$495	\$1,385	\$3,250
460	1055	TELEHANDLER 9000LB 42-44FT LIFT CAB	\$495	\$1,505	\$3,300
460	1060	TELEHANDLER 10000LB 42-44FT LIFT ROPS	\$495	\$1,385	\$3,250
460	1065	TELEHANDLER 10000LB 42-44FT LIFT CAB	\$530	\$1,505	\$3,300
460	1070	TELEHANDLER 10000LB 50-56FT LIFT ROPS	\$495	\$1,385	\$3,250
460	1071	TELEHANDLER 10000LB 50-56FT LIFT ROPS BLK	\$495	\$1,385	\$3,250
460	1075	TELEHANDLER 10000LB 50-56FT LIFT CAB	\$530	\$1,505	\$3,300
460	1080	TELEHANDLER 12000LB 55-56FT LIFT ROPS	\$625	\$1,995	\$4,225
460	1081	TELEHANDLER 12000LB 55FT LIFT ROPS BLK	\$625	\$1,995	\$4,225
460	1085	TELEHANDLER 12000LB 55-56FT LIFT CAB	\$660	\$2,097	\$4,355
460	1087	TELEHANDLER 15000LB 44FT LIFT	\$1,290	\$3,500	\$7,700
460	1090	TELEHANDLER 20000LB 44FT LIFT CAB	\$2,000	\$5,600	\$16,000
<u>MATERIAL HANDLING - TROLLEYS-TUGGERS</u>					
639	1200	TOW TRACTOR WAREHOUSE STAND-UP ELECTRIC	\$120	\$300	\$760
<u>MATERIAL HANDLING - TUGGERS</u>					
480	4010	TUGGER 1000LB AIR	\$76	\$216	\$648
480	4040	TUGGER 4000LB AIR	\$166	\$473	\$1,418
480	4070	TUGGER 10000LB AIR	\$309	\$878	\$2,633
480	4110	CABLE PULLER 2000 LB ELECTRIC	\$114	\$270	\$765
480	4130	CABLE PULLER 6000LB ELECTRIC	\$105	\$324	\$810
480	4140	CABLE PULLER 8000LB ELECTRIC	\$114	\$428	\$899
480	4150	CABLE PULLER 10000LB ELEC W/BOOM	\$119	\$450	\$936
480	4155	CABLE FEEDER	\$114	\$270	\$765
480	4160	CABLE REEL STAND 6000LB CAPACITY	\$20	\$55	\$120
480	4170	CABLE REEL STANDS 10000LB CAP PAIR	\$85	\$255	\$525
480	4175	CABLE REEL ROLLER 30IN 2500 LB CAPACITY	\$65	\$65	\$130
480	4190	CABLE FISH TAPE VAC SYSTEM	\$30	\$70	\$205

Omnia Gold

*Customer agrees to keep confidential the information contained herein and not to reproduce or disclose any such information, in whole or in part, to any individual or entity, without the prior written consent of Herc Rentals. Customer and Herc hereby agree to the equipment and pricing as detailed herein and unless otherwise exempt, Customer agrees to be responsible for all applicable fees and charges as published at HercRentals.com, including, without limitation, environmental and emissions, refueling, vehicle licensing fees, preventative maintenance and transportation charges. Any equipment that is ordered by or on behalf of Customer locally at a Herc branch or other such location, that is not on the list of equipment in this schedule, will be negotiated locally at time of rental, up to an amount not to exceed the then-current list price for a standard rental shift, plus any additional hours, as published at HercRentals.com. Herc may at its sole discretion modify or terminate any pricing herein with 30 days notice to customer.*

**PRINT DATE: Friday, October 30, 2020**



**AFFECTED REGIONS / BRANCHES**

US National (Excluding Hawaii, North Dakota &amp; Midland)

Exhibit A

**EFFECTIVE DATES: FROM: 01/01/2021 THROUGH: 12/31/2021****Pricing Schedule #:**

<b>CAT-CLASS DESCRIPTION</b>			<b>DAY</b>	<b>WEEK</b>	<b>MONTH</b>
<u>MATERIAL HANDLING - TUGGERS</u>					
480	4200	SHEAVE MANHOLE 12FT 6500LB CAP	\$215	\$555	\$1,105
<u>MATERIAL HANDLING - WAREHOUSE FORKLIFT ATTACHMENTS</u>					
490	1000	FORKLIFT ATTACHMENT LIFTING HOOK 10000LB	\$48	\$135	\$298
490	1002	FORKLIFT ATTACHMENT LIFTING HOOK 12000LB	\$55	\$162	\$340
490	1004	FORKLIFT ATTACHMENT LIFT-N-TOW 10000 LB	\$40	\$115	\$235
490	1006	FORKLIFT ATTACHMENT LIFT-N-TOW 12000 LB	\$65	\$170	\$465
490	1010	FORKLIFT ATTACHMENT 12-15 FT TRUSS BOOM	\$57	\$162	\$361
490	1012	FORKLIFT ATTACH 12FT W/WINCH TRUSS BOOM	\$240	\$595	\$1,190
490	1020	FORKLIFT ATTACHMENT JIB	\$57	\$162	\$361
490	1030	FORKLIFT ATTACHMENT CARPET POLE	\$38	\$108	\$255
490	1040	FORKLIFT ATTACHMENT INDUSTRIAL SCALE	\$95	\$248	\$510
490	1055	FORKLIFT ATTACHMENT BIN CLAMP ROTATOR	\$62	\$176	\$489
490	1060	FORKLIFT ATTACHMENT DRUM ROTATOR	\$95	\$248	\$510
490	1070	FORKLIFT ATTACHMENT FORK ROTATOR 2500LB	\$95	\$300	\$750
490	1073	FORKLIFT ATTACHMENT FORK ROTATOR 4500LB	\$95	\$300	\$750
490	1080	FORKLIFT ATTACHMENT WORK PLATFORM	\$95	\$270	\$510
490	1210	FORKLIFT ATTACHMENT BIN DUMPER 1YD	\$62	\$176	\$489
490	1215	FORKLIFT ATTACHMENT BIN DUMPER 2YD	\$62	\$176	\$489
490	1220	FORKLIFT ATTACHMENT BIN DUMPER 3YD	\$71	\$203	\$510
490	1225	FORKLIFT ATTACHMENT BIN DUMPER 4YD	\$76	\$216	\$531
490	1235	FORKLIFT ATTACHMENT TRASH HOPPER 3YD	\$66	\$162	\$424
490	1250	FORKLIFT ATTACHMENT BUCKET .50-.75YD	\$57	\$162	\$383
490	1255	FORKLIFT ATTACHMENT BUCKET 1YD	\$57	\$162	\$383
490	1260	FORKLIFT ATTACHMENT BUCKET 1.25YD	\$57	\$162	\$383
490	1265	FORKLIFT ATTACHMENT BUCKET 1.5YD	\$57	\$162	\$383
490	1270	FORKLIFT ATTACHMENT BUCKET 1.75YD	\$62	\$176	\$421
490	1275	FORKLIFT ATTACHMENT BUCKET 2YD	\$62	\$176	\$421
490	1300	FORKLIFT ATTACHMENT BUCKET GRAPPLE	\$76	\$216	\$612
490	1400	FORKLIFT ATTACHMENT CARRIAGE	\$57	\$162	\$361
490	1410	FORKLIFT ATTACHMENT SWING CARRIAGE	\$81	\$225	\$595
490	1415	FORKLIFT ATTACHMENT SIDE TILT CARRIAGE	\$57	\$162	\$440
490	1418	FORKLIFT ATTACHMENT SIDE SHIFT CARRIAGE	\$57	\$162	\$440
490	1450	FORKLIFT ATTACHMENT FORK EXTENSIONS	\$57	\$162	\$361
490	1470	FORKLIFT ATTACHMENT 60IN FORKS	\$29	\$90	\$191
490	1480	FORKLIFT ATTACHMENT 72IN FORKS	\$33	\$95	\$213
490	1650	TELEHANDLER SKIDSTEER ATTACHMENT	\$33	\$95	\$213
490	1690	FORKLIFT BATTERY CHARGER 48V ONLY 115V	\$30	\$85	\$162
490	1695	FORKLIFT BATTERY CHARGER FOR 48V & 80V	\$38	\$90	\$255
490	1700	EXTRA BATTERY PACK 4K ELECTRIC FORKLIFT	\$67	\$162	\$383
490	1720	EXTRA BATTERY PACK 6K ELECTRIC FORKLIFT	\$76	\$144	\$408

Omnia Gold

*Customer agrees to keep confidential the information contained herein and not to reproduce or disclose any such information, in whole or in part, to any individual or entity, without the prior written consent of Herc Rentals. Customer and Herc hereby agree to the equipment and pricing as detailed herein and unless otherwise exempt, Customer agrees to be responsible for all applicable fees and charges as published at HercRentals.com, including, without limitation, environmental and emissions, refueling, vehicle licensing fees, preventative maintenance and transportation charges. Any equipment that is ordered by or on behalf of Customer locally at a Herc branch or other such location, that is not on the list of equipment in this schedule, will be negotiated locally at time of rental, up to an amount not to exceed the then-current list price for a standard rental shift, plus any additional hours, as published at HercRentals.com. Herc may at its sole discretion modify or terminate any pricing herein with 30 days notice to customer.*

**PRINT DATE: Friday, October 30, 2020**



**AFFECTED REGIONS / BRANCHES**

US National (Excluding Hawaii, North Dakota &amp; Midland)

Exhibit A

**EFFECTIVE DATES: FROM: 01/01/2021 THROUGH: 12/31/2021****Pricing Schedule #:**

<b>CAT-CLASS DESCRIPTION</b>			<b>DAY</b>	<b>WEEK</b>	<b>MONTH</b>
<u>MATERIAL HANDLING - WAREHOUSE FORKLIFT ATTACHMENTS</u>					
<u>MATERIAL HANDLING - WAREHOUSE FORKLIFTS</u>					
450	2000	WAREHOUSE FORKLIFT 2000LB CUSHION ELEC	\$238	\$626	\$1,520
450	2010	WAREHOUSE FORKLIFT 3000LB PNEU DSL	\$170	\$395	\$975
450	2020	WAREHOUSE FORKLIFT 3000LB PNEU DF	\$170	\$395	\$975
450	2030	WAREHOUSE FORKLIFT 3000LB CUSHION ELEC	\$238	\$626	\$1,520
450	2040	WAREHOUSE FORKLIFT 3000LB CUSHION LPG	\$170	\$395	\$975
450	2050	WAREHOUSE FORKLIFT 3000LB 3W STDUP ELEC	\$261	\$653	\$1,580
450	2055	WAREHOUSE FORKLIFT 3500LB 3W STDUP ELEC	\$261	\$653	\$1,580
450	2057	WAREHOUSE FORKLIFT 4000LB 3W STDUP ELEC	\$261	\$653	\$1,580
450	2085	WAREHOUSE FORKLIFT 4000LB CUSH LPS RATED	\$170	\$395	\$975
450	2090	WAREHOUSE FORKLIFT 4000LB 3W SIT ELEC	\$261	\$653	\$1,580
450	2100	WAREHOUSE FORKLIFT 4000LB CUSHION ELEC	\$261	\$653	\$1,580
450	2110	WAREHOUSE FORKLIFT 5000LB PNEU DSL	\$193	\$489	\$1,025
450	2115	WAREHOUSE FORKLIFT 5000LB PNEU DSL CAB	\$261	\$589	\$1,395
450	2120	WAREHOUSE FORKLIFT 5000LB PNEU DF	\$154	\$380	\$935
450	2130	WAREHOUSE FORKLIFT 5000LB PNEU ELEC	\$280	\$675	\$1,680
450	2140	WAREHOUSE FORKLIFT 5000LB CUSHION ELEC	\$280	\$675	\$1,680
450	2150	WAREHOUSE FORKLIFT 5000LB CUSHION LPG	\$154	\$380	\$935
450	2160	WAREHOUSE FORKLIFT 5000LB LOWPRO PNEU DF	\$193	\$489	\$1,025
450	2170	WAREHOUSE FORKLIFT 5000LB 4MAST PNEU DF	\$193	\$489	\$1,025
450	2180	WAREHOUSE FORKLIFT 6000LB PNEU DSL	\$193	\$489	\$1,025
450	2185	WAREHOUSE FORKLIFT 6000LB PNEU DSL CAB	\$261	\$589	\$1,395
450	2190	WAREHOUSE FORKLIFT 6000LB PNEU DF	\$193	\$489	\$1,025
450	2200	WAREHOUSE FORKLIFT 6000LB CUSHION DF	\$193	\$489	\$1,025
450	2210	WAREHOUSE FORKLIFT 6000LB CUSHION ELEC	\$309	\$788	\$1,800
450	2220	WAREHOUSE FORKLIFT 6000LB SINGLE-DBL DF	\$233	\$613	\$1,463
450	2230	WAREHOUSE FORKLIFT 6000LB FOAM FILL DF	\$233	\$613	\$1,463
450	2240	WAREHOUSE FORKLIFT 6000LB 4MAST PNEU DF	\$193	\$489	\$1,025
450	2250	WAREHOUSE FORKLIFT 7000LB PNEU DSL	\$225	\$645	\$1,600
450	2260	WAREHOUSE FORKLIFT 8000LB PNEU DSL	\$225	\$645	\$1,600
450	2265	WAREHOUSE FORKLIFT 8000LB PNEU DSL CAB	\$275	\$685	\$1,724
450	2270	WAREHOUSE FORKLIFT 8000LB PNEU DF	\$225	\$645	\$1,600
450	2275	WAREHOUSE FORKLIFT 8000LB PNEU DF CAB	\$275	\$685	\$1,724
450	2280	WAREHOUSE FORKLIFT 8000LB PNEU LPG	\$225	\$645	\$1,600
450	2305	WAREHOUSE FORKLIFT 10000LB CUSHION ELEC	\$333	\$945	\$2,480
450	2310	WAREHOUSE FORKLIFT 10000LB PNEU DSL	\$285	\$715	\$1,885
450	2315	WAREHOUSE FORKLIFT 10000LB PNEU DSL CAB	\$325	\$850	\$2,000
450	2320	WAREHOUSE FORKLIFT 10000LB PNEU DF	\$285	\$715	\$1,885
450	2325	WAREHOUSE FORKLIFT 10000LB PNEU DF CAB	\$325	\$850	\$2,000
450	2330	WAREHOUSE FORKLIFT 10000LB CUSHION LPG	\$285	\$715	\$1,885

Omnia Gold

*Customer agrees to keep confidential the information contained herein and not to reproduce or disclose any such information, in whole or in part, to any individual or entity, without the prior written consent of Herc Rentals. Customer and Herc hereby agree to the equipment and pricing as detailed herein and unless otherwise exempt, Customer agrees to be responsible for all applicable fees and charges as published at HercRentals.com, including, without limitation, environmental and emissions, refueling, vehicle licensing fees, preventative maintenance and transportation charges. Any equipment that is ordered by or on behalf of Customer locally at a Herc branch or other such location, that is not on the list of equipment in this schedule, will be negotiated locally at time of rental, up to an amount not to exceed the then-current list price for a standard rental shift, plus any additional hours, as published at HercRentals.com. Herc may at its sole discretion modify or terminate any pricing herein with 30 days notice to customer.*

**PRINT DATE: Friday, October 30, 2020**

**AFFECTED REGIONS / BRANCHES**

US National (Excluding Hawaii, North Dakota &amp; Midland)

Exhibit A

**EFFECTIVE DATES: FROM: 01/01/2021 THROUGH: 12/31/2021****Pricing Schedule #:**

<b>CAT-CLASS DESCRIPTION</b>			<b>DAY</b>	<b>WEEK</b>	<b>MONTH</b>
<u>MATERIAL HANDLING - WAREHOUSE FORKLIFTS</u>					
450	2345	WAREHOUSE FORKLIFT 12000LB CUSHION ELEC	\$428	\$1,148	\$2,800
450	2360	WAREHOUSE FORKLIFT 12000LB PNEU DF	\$315	\$935	\$2,635
450	2370	WAREHOUSE FORKLIFT 15000LB PNEU DSL	\$550	\$1,403	\$3,400
450	2380	WAREHOUSE FORKLIFT 15000LB CUSHION LPG	\$550	\$1,403	\$3,400
450	2390	WAREHOUSE FORKLIFT 15000LB PNEU DF	\$550	\$1,403	\$3,400
450	2395	WAREHOUSE FORKLIFT 15000LB PNEU DF CAB	\$570	\$1,450	\$3,500
450	2400	WAREHOUSE FORKLIFT 16000LB PNEU DSL	\$585	\$1,488	\$3,570
450	2410	WAREHOUSE FORKLIFT 20000LB PNEU DSL	\$945	\$2,380	\$5,500
450	2420	WAREHOUSE FORKLIFT 22000LB PNEU DSL	\$945	\$2,380	\$5,500
450	2430	WAREHOUSE FORKLIFT 26000LB PNEU DSL ROPS	\$945	\$2,380	\$5,500
450	2435	WAREHOUSE FORKLIFT 26000LB PNEU CAB DSL	\$990	\$2,550	\$6,333
450	2440	WAREHOUSE FORKLIFT 30000LB PNEU DSL	\$990	\$2,550	\$6,333
450	2450	WAREHOUSE FORKLIFT 36000LB PNEU DSL ROPS	\$990	\$2,550	\$6,333
450	2455	WAREHOUSE FORKLIFT 36000LB PNEU CAB DSL	\$1,025	\$2,700	\$7,191
450	2460	WAREHOUSE FORKLIFT 45000LB PNEU DSL	\$1,440	\$3,103	\$8,458
450	2470	WAREHOUSE FORKLIFT 55000LB PNEU DSL	\$1,980	\$5,220	\$13,500
<u>PERSONNEL-PLATFORM LIFTS - VERTICAL MAST LIFTS</u>					
400	1291	MAST LIFT 20FT DRIVABLE BLK BATT	\$118	\$230	\$425
<u>POWER DISTRIBUTION - POWER DISTRIBUTION</u>					
525	1605	DISCONNECT FUSE PANEL 200 AMP	\$90	\$215	\$550
<u>POWER GENERATION - FUEL TANKS</u>					
530	1020	FUEL TANK 251 GALLON	\$67	\$190	\$360
530	1030	FUEL TANK 300 GALLON	\$67	\$190	\$360
530	1050	FUEL TANK 552 GALLON	\$100	\$309	\$560
530	1060	FUEL TANK 523 GALLON TOWABLE	\$143	\$428	\$840
530	1070	FUEL TANK 787 GALLON	\$138	\$404	\$760
530	1090	FUEL TANK 1204 GALLON	\$215	\$627	\$1,240
530	1100	FUEL TANK 2388 GALLON	\$380	\$1,140	\$2,800
<u>POWER GENERATION - GENERATORS</u>					
501	1020	20KW GENERATOR DSL	\$185	\$405	\$965
501	1030	30KW GENERATOR DSL	\$229	\$660	\$1,235
501	1040	40KW GENERATOR DSL	\$252	\$665	\$1,400
501	1055	55KW GENERATOR DSL	\$275	\$680	\$1,800
501	1060	55KW GENERATOR SKID MOUNTED DSL	\$275	\$680	\$1,800
501	1070	70KW GENERATOR DSL	\$372	\$938	\$2,450
501	1080	80KW GENERATOR DSL	\$372	\$938	\$2,450
501	1100	100KW GENERATOR DSL	\$372	\$938	\$2,450

Omnia Gold

*Customer agrees to keep confidential the information contained herein and not to reproduce or disclose any such information, in whole or in part, to any individual or entity, without the prior written consent of Herc Rentals. Customer and Herc hereby agree to the equipment and pricing as detailed herein and unless otherwise exempt, Customer agrees to be responsible for all applicable fees and charges as published at HercRentals.com, including, without limitation, environmental and emissions, refueling, vehicle licensing fees, preventative maintenance and transportation charges. Any equipment that is ordered by or on behalf of Customer locally at a Herc branch or other such location, that is not on the list of equipment in this schedule, will be negotiated locally at time of rental, up to an amount not to exceed the then-current list price for a standard rental shift, plus any additional hours, as published at HercRentals.com. Herc may at its sole discretion modify or terminate any pricing herein with 30 days notice to customer.*

**PRINT DATE: Friday, October 30, 2020**

**AFFECTED REGIONS / BRANCHES**

US National (Excluding Hawaii, North Dakota &amp; Midland)

Exhibit A

**EFFECTIVE DATES: FROM: 01/01/2021 THROUGH: 12/31/2021****Pricing Schedule #:**

<b>CAT-CLASS DESCRIPTION</b>			<b>DAY</b>	<b>WEEK</b>	<b>MONTH</b>
<u>POWER GENERATION - GENERATORS</u>					
501	1105	100KW GENERATOR SKID MOUNTED DSL	\$372	\$938	\$2,450
501	1120	120KW GENERATOR DSL	\$540	\$1,530	\$3,290
501	1140	140KW GENERATOR DSL	\$540	\$1,530	\$3,290
501	1160	160KW GENERATOR DSL	\$540	\$1,530	\$3,290
501	1175	175KW GENERATOR DSL	\$540	\$1,530	\$3,290
501	1180	175KW GENERATOR SKID MOUNTED DSL	\$540	\$1,530	\$3,290
501	1200	200KW GENERATOR DSL	\$833	\$1,875	\$4,480
501	1250	250KW GENERATOR DSL	\$833	\$1,875	\$4,480
501	1255	250KW GENERATOR SKID MOUNTED DSL	\$833	\$1,875	\$4,480
501	1300	300KW STUDIO GENERATOR TWIN PACK	\$1,900	\$5,510	\$18,525
501	1320	320KW GENERATOR DSL	\$900	\$2,270	\$5,300
501	1325	320KW GENERATOR SKID MOUNTED DSL	\$900	\$2,270	\$5,300
501	1500	500KW GENERATOR DSL	\$1,013	\$3,188	\$9,000
501	1650	650KW GENERATOR DSL	\$1,440	\$3,825	\$10,500
501	1800	800KW GENERATOR DSL	\$1,800	\$4,930	\$15,000
501	2100	1000KW GENERATOR DSL	\$2,160	\$5,568	\$16,500
501	2300	1350KW GENERATOR DSL	\$2,610	\$6,715	\$19,875
501	2600	1600KW GENERATOR DSL	\$3,690	\$10,200	\$26,250
501	2700	CONTAINERIZED 2MEG DIESEL GENERATOR	\$4,245	\$11,750	\$31,000
501	3060	600AMP STUDIO GENERATOR	\$641	\$1,710	\$4,750
501	3140	1400AMP STUDIO GENERATOR	\$1,093	\$2,660	\$7,600
501	3160	1600AMP STUDIO GENERATOR	\$1,188	\$2,993	\$8,550
<u>POWER GENERATION - ISOLATION TRANSFORMERS</u>					
525	1200	ISOLATION TRANSFORMER 208V	\$90	\$255	\$765
<u>POWER GENERATION - LOAD BANKS</u>					
525	1360	LOAD BANK 100 KW	\$108	\$224	\$499
525	1362	LOAD BANK 150-350 KW	\$117	\$232	\$525
525	1364	LOAD BANK 400 KW	\$117	\$232	\$525
525	1366	LOAD BANK 700 KW	\$171	\$440	\$1,200
525	1368	LOAD BANK 1250 KW	\$428	\$1,080	\$3,000
<u>POWER GENERATION - PORTABLE</u>					
500	1015	1KW SILENT PORTABLE GENERATOR	\$41	\$153	\$340
500	1020	2KW SILENT PORTABLE GENERATOR GFCI	\$45	\$170	\$383
500	1025	2KW SILENT PORTABLE GENERATOR	\$45	\$170	\$383
500	1030	3KW PORTABLE GENERATOR	\$54	\$204	\$459
500	1035	3KW SILENT PORTABLE GENERATOR	\$54	\$204	\$459
500	1050	5KW PORTABLE GENERATOR	\$63	\$238	\$536
500	1060	6KW PORTABLE GENERATOR	\$72	\$272	\$612

Omnia Gold

*Customer agrees to keep confidential the information contained herein and not to reproduce or disclose any such information, in whole or in part, to any individual or entity, without the prior written consent of Herc Rentals. Customer and Herc hereby agree to the equipment and pricing as detailed herein and unless otherwise exempt, Customer agrees to be responsible for all applicable fees and charges as published at HercRentals.com, including, without limitation, environmental and emissions, refueling, vehicle licensing fees, preventative maintenance and transportation charges. Any equipment that is ordered by or on behalf of Customer locally at a Herc branch or other such location, that is not on the list of equipment in this schedule, will be negotiated locally at time of rental, up to an amount not to exceed the then-current list price for a standard rental shift, plus any additional hours, as published at HercRentals.com. Herc may at its sole discretion modify or terminate any pricing herein with 30 days notice to customer.*

**PRINT DATE: Friday, October 30, 2020**

**AFFECTED REGIONS / BRANCHES**

US National (Excluding Hawaii, North Dakota &amp; Midland)

Exhibit A

**EFFECTIVE DATES: FROM: 01/01/2021 THROUGH: 12/31/2021****Pricing Schedule #:**

<b>CAT-CLASS DESCRIPTION</b>			<b>DAY</b>	<b>WEEK</b>	<b>MONTH</b>
<u>POWER GENERATION - PORTABLE</u>					
500	1075	7KW SILENT PORTABLE GENERATOR	\$90	\$340	\$765
500	1100	10KW PORTABLE GENERATOR	\$113	\$375	\$875
<u>POWER GENERATION - PORTABLE BATTERY ACCESSORIES</u>					
502	1510	GRIDLESS SOURCE AC FAST CHARGER	\$23	\$85	\$276
502	1520	GRIDLESS SOURCE CHARGER VEHICLE CLAMP	\$14	\$51	\$179
502	1530	GRIDLESS SOURCE SOLAR CHARGER	\$23	\$85	\$276
<u>POWER GENERATION - PORTABLE BATTERY PACK</u>					
502	1010	GRIDLESS CORE PORTABLE BATTERY SYS 1KW	\$95	\$380	\$1,140
502	1070	GRIDLESS CORE PORTABLE BATTERY SYS 7KW	\$133	\$570	\$1,755
<u>POWER GENERATION - POWER DISTRIBUTION</u>					
514	1145	EXTENSION CORD 14/3 X 100'	\$6	\$16	\$41
514	1150	EXTENSION CORD 14/3 X 50'	\$5	\$13	\$32
525	1000	DISCONNECT CAMLOCK 480V 400 AMP	\$135	\$255	\$553
525	1030	I LINE PANEL 400 AMP	\$180	\$468	\$1,275
525	1050	I LINE PANEL 600 AMP	\$194	\$510	\$1,360
525	1060	I LINE PANEL 600 AMP 600V	\$194	\$510	\$1,360
525	1070	I LINE PANEL 800 AMP	\$252	\$706	\$2,125
525	1080	I LINE PANEL 1200 AMP	\$315	\$914	\$2,695
525	1085	I-LINE PANEL 1200A 600V LOW PROFILE	\$315	\$914	\$2,695
525	1090	QUADBOX FEEDER PANEL 120 AMP	\$45	\$128	\$255
525	1100	QUAD BOX FEEDER PANEL 200 AMP	\$45	\$128	\$255
525	1110	QUAD BOX FEEDER PANEL 300 AMP	\$54	\$149	\$425
525	1120	SPIDER BOX 50 AMP	\$59	\$136	\$319
525	1130	SPIDER BOX 60 AMP	\$59	\$136	\$319
525	1140	SPIDER BOX FEEDER PANEL 200 AMP	\$108	\$306	\$680
525	1150	SPIDER BOX FEEDER PANEL 400 AMP	\$108	\$306	\$680
525	1160	SPLITTER PANEL 400 AMP CAMLOCK	\$45	\$85	\$191
525	1170	DUPLEX PANEL 100 AMP	\$50	\$115	\$247
525	1180	REEFER PANEL 30 GANG	\$45	\$106	\$275
525	1190	TRANSFORMER 15KVA 480-120/208 MILL PANEL	\$90	\$298	\$680
525	1195	TRANSFORMER 30KVA 480-120/208 MILL PANEL	\$104	\$327	\$931
525	1250	TRANSFER SWITCH 200 AMP	\$54	\$153	\$472
525	1310	VFD PANEL 20HP 460V 3PH	\$99	\$276	\$820
525	1320	VFD PANEL 50HP 460V 3PH	\$113	\$319	\$956
525	1330	VFD PANEL 100HP 460V 3P SOFT START	\$144	\$404	\$1,207
525	1350	VFD PANEL 150HP 460V 3PH	\$180	\$510	\$1,530
525	1370	GANG BOX	\$27	\$77	\$204
525	1510	GFCI SINGLE OUTLET	\$5	\$9	\$17

Omnia Gold

*Customer agrees to keep confidential the information contained herein and not to reproduce or disclose any such information, in whole or in part, to any individual or entity, without the prior written consent of Herc Rentals. Customer and Herc hereby agree to the equipment and pricing as detailed herein and unless otherwise exempt, Customer agrees to be responsible for all applicable fees and charges as published at HercRentals.com, including, without limitation, environmental and emissions, refueling, vehicle licensing fees, preventative maintenance and transportation charges. Any equipment that is ordered by or on behalf of Customer locally at a Herc branch or other such location, that is not on the list of equipment in this schedule, will be negotiated locally at time of rental, up to an amount not to exceed the then-current list price for a standard rental shift, plus any additional hours, as published at HercRentals.com. Herc may at its sole discretion modify or terminate any pricing herein with 30 days notice to customer.*

**PRINT DATE: Friday, October 30, 2020**

**AFFECTED REGIONS / BRANCHES**

US National (Excluding Hawaii, North Dakota &amp; Midland)

Exhibit A

**EFFECTIVE DATES: FROM: 01/01/2021 THROUGH: 12/31/2021****Pricing Schedule #:**

<b>CAT-CLASS DESCRIPTION</b>			<b>DAY</b>	<b>WEEK</b>	<b>MONTH</b>
<u>POWER GENERATION - POWER DISTRIBUTION</u>					
525	1520	GFCI DOUBLE OUTLET	\$9	\$17	\$34
525	1610	DISCONNECT BREAKER PANEL 400A	\$135	\$255	\$680
525	1620	DISCONNECT BREAKER PANEL 600A	\$144	\$361	\$1,020
525	1630	DISCONNECT BREAKER PANEL 800A	\$162	\$412	\$1,190
525	1720	I LINE PANEL 3000 AMP	\$374	\$1,050	\$3,145
525	2120	PANEL DISTRIBUTION 125/250V 50AMP GFCI	\$23	\$64	\$149
525	2190	PANEL DISTRIBUTION 800AMP 3PH 120/208V	\$252	\$706	\$2,125
525	2605	DISCONNECT BREAKER PANEL 3000A	\$270	\$850	\$2,500
525	5020	TRANSFORMER 30KVA 480-120/208V STEP DWN	\$75	\$210	\$510
525	5025	TRANSFORMER 75KVA ENTERTAINMENT CONFIG	\$155	\$465	\$935
525	5047	TRANSFORMER 45KVA 480-120/208V STEP DWN	\$135	\$380	\$765
525	5075	TRANSF 75KVA 600/480-120/208V S DWN DIST	\$135	\$383	\$1,101
525	5090	TRANSFORMER 100KVA 480-120V 1PH STEPDOWN	\$150	\$275	\$680
525	5112	TRANSFORMER 150KVA 480-600V STEP UP/DWN	\$140	\$404	\$1,148
525	5114	TRANSFORMER 150KVA ENTERTAINMENT CONFIG	\$180	\$510	\$1,020
525	5120	TRANSF 300KVA 2400/480 STEP UP/DWN	\$131	\$395	\$1,485
525	5122	TRANSFORMER 300KVA ENTERTAINMENT CONFIG	\$131	\$370	\$1,254
<u>POWER GENERATION - POWER DISTRIBUTION ACCESSORIES</u>					
940	0160	CABLE 10/4 50FT 30A	\$4	\$11	\$32
940	0265	CABLE 8/5 50FT BARE	\$11	\$11	\$31
940	0516	CABLE 2 50FT CAMLOCK 5 BANDED	\$32	\$73	\$151
940	0570	FEMALE PIGTAIL 2 UNDER 10FT	\$7	\$20	\$40
940	0571	FEMALE PIGTAIL 2 UNDER 10FT 5 BANDED	\$7	\$20	\$40
940	0575	MALE PIGTAIL 2 UNDER 10FT	\$7	\$20	\$40
940	0576	MALE PIGTAIL 2 UNDER 10FT 5 BANDED	\$7	\$20	\$40
940	0715	CABLE 2/0 50FT CAMLOCK	\$27	\$69	\$144
940	0720	CABLE 2/0 100FT CAMLOCK	\$46	\$107	\$228
940	0770	FEMALE PIGTAIL 2/0 UNDER 10FT	\$3	\$7	\$14
940	0775	MALE PIGTAIL 2/0 UNDER 10FT	\$3	\$7	\$14
940	0810	CABLE 4/0 25FT CAMLOCK	\$9	\$10	\$24
940	0815	CABLE 4/0 50FT CAMLOCK	\$23	\$65	\$126
940	0820	CABLE 4/0 100FT CAMLOCK	\$33	\$67	\$132
940	0870	FEMALE PIGTAIL 4/0 UNDER 10FT	\$2	\$7	\$15
940	0880	MALE PIGTAIL 4/0 UNDER 10FT	\$2	\$7	\$15
940	2120	DISTRO BOX 100A CAM SET IN/5X20A OUT	\$72	\$180	\$450
940	2123	DISTRO BOX 100A CAM SET IN/12X20A OUT	\$63	\$111	\$257
940	2256	DISTRO BOX 200A CAM SET IN/6X50A CS	\$72	\$180	\$450
940	2305	DISTRO BOX 400A CAM SET IN/6X50A CS	\$94	\$359	\$713
940	2312	DISTRO BOX 400A CAM SET IN/10X50A CS	\$193	\$560	\$1,105
940	2514	SPIDER BOX CABLE 6/4 50FT 50A CS	\$22	\$62	\$134

Omnia Gold

*Customer agrees to keep confidential the information contained herein and not to reproduce or disclose any such information, in whole or in part, to any individual or entity, without the prior written consent of Herc Rentals. Customer and Herc hereby agree to the equipment and pricing as detailed herein and unless otherwise exempt, Customer agrees to be responsible for all applicable fees and charges as published at HercRentals.com, including, without limitation, environmental and emissions, refueling, vehicle licensing fees, preventative maintenance and transportation charges. Any equipment that is ordered by or on behalf of Customer locally at a Herc branch or other such location, that is not on the list of equipment in this schedule, will be negotiated locally at time of rental, up to an amount not to exceed the then-current list price for a standard rental shift, plus any additional hours, as published at HercRentals.com. Herc may at its sole discretion modify or terminate any pricing herein with 30 days notice to customer.*

**PRINT DATE: Friday, October 30, 2020**

**AFFECTED REGIONS / BRANCHES**

US National (Excluding Hawaii, North Dakota &amp; Midland)

Exhibit A

**EFFECTIVE DATES: FROM: 01/01/2021 THROUGH: 12/31/2021****Pricing Schedule #:**

<b>CAT-CLASS DESCRIPTION</b>			<b>DAY</b>	<b>WEEK</b>	<b>MONTH</b>
<b><u>POWER GENERATION - POWER DISTRIBUTION ACCESSORIES</u></b>					
940	2516	SPIDER BOX CABLE 6/4 100FT 50A CS	\$40	\$119	\$249
940	2520	SPIDER BOX 50A CS IN/6X20A STR/1X30A TL	\$35	\$102	\$201
940	2610	QUAD BOX STRING 3 BOX 20A 50' W/L2120	\$23	\$55	\$183
940	2626	QUAD BOX STRING 3 BOX 30A 50' W/L2130	\$37	\$104	\$318
940	2640	QUAD BOX CABLE 12/5 50FT L2120	\$14	\$37	\$91
940	2642	QUAD BOX CABLE 12/5 100FT L2120	\$27	\$51	\$135
940	2652	QUAD BOX CABLE 10/5 50FT L2130	\$14	\$36	\$91
940	2654	QUAD BOX CABLE 10/5 100FT L2130	\$23	\$54	\$179
940	2714	EXTENSION CORD 12/3 50FT	\$12	\$22	\$48
940	2716	EXTENSION CORD 12/3 100FT	\$11	\$25	\$62
940	2724	EXTENSION CORD 10/3 50FT	\$10	\$24	\$63
940	2970	CABLE RAMP	\$15	\$29	\$65
<b><u>PUMP - BOOSTER PUMPS</u></b>					
813	2450	PUMP BOOSTER 7.5HP 2IN ELEC	\$86	\$234	\$596
813	2460	PUMP BOOSTER 20HP 1-1/2IN ELEC	\$117	\$336	\$896
813	2470	PUMP BOOSTER 15HP 2IN ELEC	\$126	\$361	\$956
813	2500	PUMP BOOSTER 20HP 3IN ELEC	\$144	\$404	\$1,050
813	2510	PUMP BOOSTER 30HP 3IN ELEC	\$162	\$446	\$1,125
813	2520	PUMP BOOSTER 4IN ELEC	\$225	\$600	\$1,500
813	2530	PUMP BOOSTER SEWAGE 50HP ELEC	\$378	\$1,071	\$2,835
813	2540	PUMP SUBMERSIBLE SEWAGE 7.5HP	\$135	\$383	\$1,024
813	2550	PUMP BOOSTER 5HP ELEC	\$86	\$234	\$596
813	2560	PUMP BOOSTER 60HP 480V 2X4X9.5IN ELEC	\$266	\$701	\$1,800
813	2590	PUMP BOOSTER SYSTEM VFD 460V	\$131	\$361	\$1,275
813	2650	PUMP BOOSTER MED HEAD 4X4IN DSL	\$162	\$459	\$1,250
813	2670	PUMP BOOSTER MED HEAD 6X4IN DSL	\$203	\$531	\$1,575
<b><u>PUMP - CENTRIFUGAL PUMPS</u></b>					
800	1020	PUMP CENTRIFUGAL 2IN GAS	\$63	\$149	\$383
800	1030	PUMP CENTRIFUGAL 3IN GAS	\$86	\$166	\$404
<b><u>PUMP - DIAPHRAGM PUMPS</u></b>					
800	1120	PUMP DIAPHRAGM 2IN GAS	\$77	\$230	\$450
800	1130	PUMP DIAPHRAGM 3IN GAS	\$77	\$230	\$450
800	1160	PUMP 6IN DOUBLED DIAPHRAGM DSL	\$153	\$425	\$1,200
800	1170	PUMP 6IN DOUBLED DIAPHRAGM SO ATT DSL	\$180	\$540	\$1,600
807	1710	PUMP DIAPHRAGM 4IN DSL	\$113	\$330	\$800
810	1100	PUMP DOUBLED 1 1/2 IN AIR	\$104	\$298	\$563
810	1110	PUMP DOUBLED 2 IN AIR	\$104	\$298	\$563
810	1120	PUMP DOUBLED 3 IN AIR	\$104	\$298	\$563

Omnia Gold

*Customer agrees to keep confidential the information contained herein and not to reproduce or disclose any such information, in whole or in part, to any individual or entity, without the prior written consent of Herc Rentals. Customer and Herc hereby agree to the equipment and pricing as detailed herein and unless otherwise exempt, Customer agrees to be responsible for all applicable fees and charges as published at HercRentals.com, including, without limitation, environmental and emissions, refueling, vehicle licensing fees, preventative maintenance and transportation charges. Any equipment that is ordered by or on behalf of Customer locally at a Herc branch or other such location, that is not on the list of equipment in this schedule, will be negotiated locally at time of rental, up to an amount not to exceed the then-current list price for a standard rental shift, plus any additional hours, as published at HercRentals.com. Herc may at its sole discretion modify or terminate any pricing herein with 30 days notice to customer.*

**PRINT DATE: Friday, October 30, 2020**



**AFFECTED REGIONS / BRANCHES**

US National (Excluding Hawaii, North Dakota &amp; Midland)

Exhibit A

**EFFECTIVE DATES: FROM: 01/01/2021 THROUGH: 12/31/2021****Pricing Schedule #:**

CAT-CLASS DESCRIPTION			DAY	WEEK	MONTH
<u>PUMP - DIAPHRAGM PUMPS</u>					
812	2355	PUMP DIAPHRAGM 1IN	\$77	\$187	\$510
812	2360	PUMP DIAPHRAGM POLYPROPYLENE 1IN	\$63	\$145	\$420
812	2370	PUMP DIAPHRAGM ALUM/CAST IRON 1IN	\$45	\$128	\$319
812	2390	PUMP DIAPHRAGM POLYPROPYLENE 2IN	\$176	\$502	\$1,013
812	2400	PUMP DIAPHRAGM SS 2IN	\$176	\$502	\$1,013
812	2410	PUMP DIAPHRAGM ALUMINUM 2IN	\$72	\$191	\$338
812	2415	PUMP DIAPHRAGM 3IN	\$86	\$230	\$525
812	2430	PUMP DIAPHRAGM POLYPROPYLENE 3IN	\$198	\$616	\$1,260
812	2440	PUMP DIAPHRAGM SS 3IN	\$198	\$616	\$1,260
812	2450	PUMP DIAPHRAGM ALUMINUM 3IN	\$86	\$230	\$525
<u>PUMP - DNS</u>					
821	2950	PUMP DIVISION ENGINE 6 CYL DEUTZ	\$383	\$1,169	\$3,200
821	2970	PUMP SEALED PRIME HIGH HEAD 5X4 DSL	\$585	\$1,743	\$4,800
821	2990	VFD PANEL 5HP	\$81	\$221	\$608
<u>PUMP - FLOW METERS</u>					
816	2682	PUMP FLOWMETER 12IN	\$72	\$204	\$553
816	2688	PUMP FLOWMETER 18 IN	\$72	\$204	\$553
816	2700	PUMP FLOWMETER 3IN	\$27	\$85	\$255
816	2710	PUMP FLOWMETER 4IN	\$36	\$111	\$332
816	2720	PUMP FLOWMETER 6IN	\$45	\$128	\$383
816	2730	PUMP FLOWMETER 8IN	\$59	\$166	\$489
816	2740	FLOW METER	\$14	\$38	\$115
<u>PUMP - HIGH PRESSURE PUMPS</u>					
800	1150	PUMP HIGH PRESSURE 5.5HP GAS	\$77	\$213	\$553
<u>PUMP - HYDRAULIC POWER UNIT PUMPS</u>					
814	1000	PUMP HYDRAULIC 10000 PSI FOR TOOLS AIR	\$113	\$434	\$1,145
814	1002	PUMP HYDRAULIC 10000 PSI FOR TOOLS ELEC	\$113	\$434	\$1,145
814	1005	PUMP HYDRAULIC SPLIT FLOW FOR LIFTING	\$113	\$340	\$1,200
814	1050	GAUGE 1/4IN NPT 10000PSI LIQUID FILLED	\$5	\$10	\$32
814	2610	POWER UNIT 10-14 HP HYD	\$120	\$446	\$1,220
814	2620	POWER UNIT 15-20HP HYD	\$171	\$468	\$1,440
814	2630	POWER UNIT 65HP HYD	\$285	\$680	\$2,080
814	2640	POWER UNIT 162HP HYD	\$293	\$765	\$2,400
814	2650	SLUDGEMASTER HYD	\$945	\$2,678	\$7,900
<u>PUMP - INDUSTRIAL PUMPS</u>					
803	1420	PUMP VAC ASSIST SS 6IN T4F DSL	\$450	\$1,275	\$3,600

Omnia Gold

*Customer agrees to keep confidential the information contained herein and not to reproduce or disclose any such information, in whole or in part, to any individual or entity, without the prior written consent of Herc Rentals. Customer and Herc hereby agree to the equipment and pricing as detailed herein and unless otherwise exempt, Customer agrees to be responsible for all applicable fees and charges as published at HercRentals.com, including, without limitation, environmental and emissions, refueling, vehicle licensing fees, preventative maintenance and transportation charges. Any equipment that is ordered by or on behalf of Customer locally at a Herc branch or other such location, that is not on the list of equipment in this schedule, will be negotiated locally at time of rental, up to an amount not to exceed the then-current list price for a standard rental shift, plus any additional hours, as published at HercRentals.com. Herc may at its sole discretion modify or terminate any pricing herein with 30 days notice to customer.*

**PRINT DATE: Friday, October 30, 2020**



**AFFECTED REGIONS / BRANCHES**

US National (Excluding Hawaii, North Dakota &amp; Midland)

Exhibit A

**EFFECTIVE DATES: FROM: 01/01/2021 THROUGH: 12/31/2021****Pricing Schedule #:**

<b>CAT-CLASS DESCRIPTION</b>			<b>DAY</b>	<b>WEEK</b>	<b>MONTH</b>
<u>PUMP - INDUSTRIAL PUMPS</u>					
804	1450	PUMP VAC ASSIST HIGH HEAD 4X3IN DSL	\$302	\$920	\$2,400
804	1460	PUMP VAC ASSIST HIGH HEAD 5X3IN DSL	\$225	\$655	\$1,850
804	1470	PUMP VAC ASSIST HIGH HEAD 6X3IN DSL	\$383	\$1,088	\$3,200
804	1480	PUMP VAC ASSIST HIGH HEAD 6X4IN DSL	\$468	\$1,365	\$3,776
804	1500	PUMP VAC ASSIST HHEAD SO ATTN 6X4IN DSL	\$405	\$1,190	\$3,200
804	1520	PUMP VAC ASSIST HIGH HEAD 8X6IN DSL	\$765	\$2,135	\$5,432
804	1530	PUMP VAC ASSIST HHEAD VN PRI 10X6IN DSL	\$383	\$1,050	\$2,955
804	1540	PUMP VAC ASSIST HIGH HEAD 10X8IN DSL	\$896	\$2,550	\$7,464
804	1550	PUMP VAC ASSIST MEDIUM HEAD 10X8IN DSL	\$540	\$1,913	\$3,800
804	1560	PUMP VAC ASSIST SS HIGH HEAD 6X3IN DSL	\$540	\$1,530	\$4,200
804	1570	PUMP VAC ASSIST SS HIGH HEAD 10X8IN DSL	\$750	\$1,995	\$5,995
804	1575	PUMP VAC ASSIST SS MED HEAD 10X8IN DSL	\$610	\$1,488	\$4,200
804	1580	PUMP VAC ASSIST MHEAD SO ATTN 10X8IN DSL	\$428	\$1,310	\$5,000
804	1590	PUMP VAC ASSIST HHEAD 600HP 8X6IN DSL	\$990	\$2,550	\$7,200
804	1600	PUMP VAC ASSIST HHEAD 600HP 10X8IN DSL	\$1,080	\$2,930	\$7,996
808	1800	PUMP VAC ASSIST HIGH HEAD 6X3IN ELEC	\$500	\$1,450	\$4,100
<u>PUMP - PIPE MANIFOLDS</u>					
817	2750	PIPE MANIFOLD 12IN	\$135	\$276	\$553
817	2760	PIPE MANIFOLD 18IN	\$153	\$315	\$638
<u>PUMP - PIPE PLUGS</u>					
818	2810	PIPE PLUG MUNI 15-30IN	\$135	\$468	\$1,020
818	2830	PIPE PLUG MUNI 24-48IN	\$225	\$638	\$1,921
<u>PUMP - ROAD CROSSINGS</u>					
820	2860	ROAD CROSSING LAY FLAT 12IN	\$104	\$268	\$680
820	2870	ROAD CROSSING PUMP DIVISION 12IN	\$99	\$191	\$638
820	2880	ROAD CROSSING PUMP DIVISION 8IN	\$86	\$170	\$553
820	2890	ROAD CROSSING PUMP DIVISION DB WIDE 12IN	\$122	\$383	\$1,075
820	2900	ROAD CROSSING PUMP DIVISION 6IN	\$68	\$145	\$550
<u>PUMP - SPLAT SYSTEMS</u>					
819	2850	HOSE ROAD CROSSING RAMP	\$113	\$293	\$765
<u>PUMP - STEEL PONTOONS</u>					
821	2920	PONTOON FLOAT SUBMERSIBLE STEEL 12IN	\$54	\$106	\$213
<u>PUMP - SUBMERSIBLE PUMPS</u>					
809	1820	PUMP SUBMERSIBLE 3/4IN ELEC	\$32	\$68	\$124
809	1830	PUMP SUBMERSIBLE 1IN ELEC	\$32	\$68	\$124
809	1860	PUMP SUBMERSIBLE 2IN ELEC	\$54	\$153	\$371

Omnia Gold

*Customer agrees to keep confidential the information contained herein and not to reproduce or disclose any such information, in whole or in part, to any individual or entity, without the prior written consent of Herc Rentals. Customer and Herc hereby agree to the equipment and pricing as detailed herein and unless otherwise exempt, Customer agrees to be responsible for all applicable fees and charges as published at HercRentals.com, including, without limitation, environmental and emissions, refueling, vehicle licensing fees, preventative maintenance and transportation charges. Any equipment that is ordered by or on behalf of Customer locally at a Herc branch or other such location, that is not on the list of equipment in this schedule, will be negotiated locally at time of rental, up to an amount not to exceed the then-current list price for a standard rental shift, plus any additional hours, as published at HercRentals.com. Herc may at its sole discretion modify or terminate any pricing herein with 30 days notice to customer.*

**PRINT DATE: Friday, October 30, 2020**

**AFFECTED REGIONS / BRANCHES**

US National (Excluding Hawaii, North Dakota &amp; Midland)

Exhibit A

**EFFECTIVE DATES: FROM: 01/01/2021 THROUGH: 12/31/2021****Pricing Schedule #:**

<b>CAT-CLASS DESCRIPTION</b>			<b>DAY</b>	<b>WEEK</b>	<b>MONTH</b>
<u>PUMP - SUBMERSIBLE PUMPS</u>					
809	1865	PUMP SUBMERSIBLE 2IN LOW LEVEL ELEC	\$54	\$153	\$371
809	1870	PUMP SUBMERSIBLE SEWAGE 1HP 2IN ELEC	\$63	\$191	\$431
809	1880	PUMP SUBMERSIBLE 3IN ELEC	\$80	\$183	\$431
809	1890	PUMP SUBMERSIBLE 3HP 3IN ELEC	\$80	\$183	\$431
809	1900	PUMP SUBMERSIBLE HV 1HP 3PH 2IN ELEC	\$32	\$81	\$225
809	1910	PUMP SUBMERSIBLE 2HP 3PH 460V 2IN ELEC	\$41	\$106	\$281
809	1930	PUMP SUBMERSIBLE HHEAD 4HP 3PH 2IN ELEC	\$105	\$255	\$675
809	1940	PUMP SUBMERSIBLE SEWAGE CUT 15HP 3IN ELE	\$63	\$187	\$495
809	1960	PUMP SUBMERSIBLE HIGH HEAD 15HP 3IN ELEC	\$175	\$425	\$1,121
809	1980	PUMP SUBMERSIBLE HIGH HEAD 6HP 3IN ELEC	\$104	\$319	\$746
809	1990	PUMP SUBMERSIBLE HV 7.5HP 3PH 3IN ELEC	\$120	\$345	\$900
809	2000	PUMP SUBMERSIBLE HV 2HP 3PH 3IN ELEC	\$63	\$179	\$450
809	2020	PUMP SUBMERSIBLE HV 5HP 3PH 3IN ELEC	\$72	\$200	\$525
809	2030	PUMP SUBMERSIBLE SEWAGE 3HP 3PH 4IN ELEC	\$81	\$225	\$581
809	2040	PUMP SUBMERSIBLE SEWAGE CUT 5HP 4IN ELEC	\$120	\$319	\$863
809	2050	PUMP SUBMERSIBLE SEWAGE 10HP 4IN ELEC	\$135	\$383	\$1,024
809	2060	PUMP SUBMERSIBLE HIGH HEAD 15HP 4IN ELEC	\$175	\$438	\$1,121
809	2070	PUMP SUBMERSIBLE SEW CUT 20HP 4IN ELEC	\$200	\$510	\$1,350
809	2080	PUMP SUBMERSIBLE SEWAGE 20HP 4IN ELEC	\$189	\$510	\$1,350
809	2100	PUMP SUBMERSIBLE SEWAGE 30HP 4IN ELEC	\$189	\$536	\$1,350
809	2110	PUMP SUBMERSIBLE HIGH HEAD 40HP 4IN ELEC	\$293	\$786	\$2,126
809	2120	PUMP SUBMERSIBLE 4IN ELEC	\$113	\$276	\$694
809	2130	PUMP SUBMERSIBLE SUPER 4IN ELEC	\$113	\$276	\$694
809	2150	PUMP SUBMERSIBLE SEW 10HP 3PH 6IN ELEC	\$198	\$561	\$1,485
809	2170	PUMP SUBMERSIBLE HV 10HP 3PH 6IN ELEC	\$155	\$435	\$1,300
809	2180	PUMP SUBMERSIBLE SEWAGE 50HP 6IN ELEC	\$270	\$638	\$1,650
809	2190	PUMP SUBMERSIBLE HV 15HP 3PH 6IN ELEC	\$175	\$570	\$1,600
809	2200	PUMP SUBMERSIBLE HV 20HP 3PH 6IN ELEC	\$200	\$570	\$1,600
809	2220	PUMP SUBMERSIBLE 6IN ELEC	\$203	\$489	\$1,200
809	2230	PUMP SUBMERSIBLE 8IN ELEC	\$405	\$893	\$2,175
809	2240	PUMP SUBMERSIBLE 10IN ELEC	\$450	\$1,275	\$3,375
811	2260	PUMP SUBMERSIBLE 3IN HYD	\$99	\$230	\$746
811	2270	PUMP SUBMERSIBLE SS 4IN HYD	\$99	\$230	\$746
811	2280	PUMP SUBMERSIBLE 4IN HYD	\$99	\$230	\$746
811	2300	PUMP SUBMERSIBLE SS 6IN HYD	\$108	\$315	\$900
811	2310	PUMP SUBMERSIBLE 6IN HYD	\$108	\$315	\$900
811	2320	PUMP SUBMERSIBLE 8IN HYD	\$113	\$315	\$900
811	2330	PUMP SUBMERSIBLE SS 12IN HYD	\$135	\$361	\$971
<u>PUMP - TRASH PUMPS</u>					
800	1080	PUMP TRASH 2IN GAS	\$50	\$187	\$421

Omnia Gold

*Customer agrees to keep confidential the information contained herein and not to reproduce or disclose any such information, in whole or in part, to any individual or entity, without the prior written consent of Herc Rentals. Customer and Herc hereby agree to the equipment and pricing as detailed herein and unless otherwise exempt, Customer agrees to be responsible for all applicable fees and charges as published at HercRentals.com, including, without limitation, environmental and emissions, refueling, vehicle licensing fees, preventative maintenance and transportation charges. Any equipment that is ordered by or on behalf of Customer locally at a Herc branch or other such location, that is not on the list of equipment in this schedule, will be negotiated locally at time of rental, up to an amount not to exceed the then-current list price for a standard rental shift, plus any additional hours, as published at HercRentals.com. Herc may at its sole discretion modify or terminate any pricing herein with 30 days notice to customer.*

**PRINT DATE: Friday, October 30, 2020**

**AFFECTED REGIONS / BRANCHES**

US National (Excluding Hawaii, North Dakota &amp; Midland)

Exhibit A

**EFFECTIVE DATES: FROM: 01/01/2021 THROUGH: 12/31/2021****Pricing Schedule #:**

<b>CAT-CLASS DESCRIPTION</b>			<b>DAY</b>	<b>WEEK</b>	<b>MONTH</b>
<u>PUMP - TRASH PUMPS</u>					
800	1090	PUMP TRASH 3IN GAS	\$63	\$238	\$536
800	1110	PUMP TRASH 4IN GAS	\$81	\$306	\$608
801	1210	PUMP VAC ASSIST 4IN DSL	\$198	\$591	\$1,313
801	1220	PUMP VAC ASSIST 4IN T4F DSL	\$198	\$591	\$1,313
801	1230	PUMP VAC ASSIST 6IN DSL	\$248	\$650	\$1,496
801	1240	PUMP VAC ASSIST 6IN T4F DSL	\$248	\$701	\$1,856
801	1250	PUMP VAC ASSIST 6IN SUPER DSL	\$288	\$723	\$2,021
801	1260	PUMP VAC ASSIST 6IN SUPER T4F DSL	\$305	\$765	\$2,200
801	1270	PUMP VAC ASSIST 8IN DSL	\$284	\$720	\$1,900
801	1280	PUMP VAC ASSIST 8IN SUPER DSL	\$293	\$846	\$2,250
801	1290	PUMP VAC ASSIST 12IN DSL	\$450	\$1,275	\$3,300
801	1300	PUMP VAC ASSIST 12IN SUPER DSL	\$495	\$1,488	\$4,800
801	1320	PUMP VAC ASSIST 14IN DSL	\$806	\$2,253	\$5,500
801	1330	PUMP VAC ASSIST 18IN DSL	\$945	\$2,593	\$8,000
802	1340	PUMP VAC ASSIST SND ATT 4IN DSL	\$203	\$608	\$1,445
802	1345	PUMP VAC ASSIST SND ATT 4IN DSL T4F	\$240	\$735	\$1,695
802	1350	PUMP VAC ASSIST SND ATT 6IN DSL	\$279	\$705	\$1,900
802	1355	PUMP VAC ASSIST SND ATT 6IN DSL T4F	\$310	\$795	\$2,095
802	1360	PUMP VAC ASSIST SND ATT 8IN DSL	\$315	\$914	\$2,460
802	1361	PUMP VAC ASSIST SND ATT 8IN DSL SKID	\$315	\$914	\$2,460
802	1370	PUMP VAC ASSIST SND ATT 12IN DSL	\$585	\$1,615	\$4,200
802	1371	PUMP VAC ASSIST SND ATT 12IN DSL SKID	\$585	\$1,615	\$4,200
802	1380	PUMP VAC ASSIST SND ATT 14IN DSL	\$1,080	\$3,060	\$8,640
802	1385	PUMP VAC ASSIST SND ATT CHOP 4IN DSL	\$250	\$660	\$1,580
802	1390	PUMP VAC ASSIST SND ATT CHOP 6IN DSL	\$324	\$918	\$2,438
803	1400	PUMP VAC ASSIST SS 4IN DSL	\$212	\$616	\$1,500
803	1410	PUMP VAC ASSIST SS 6IN DSL	\$315	\$978	\$2,700
803	1440	PUMP VAC ASSIST SS 8IN SUPER DSL	\$311	\$895	\$2,300
804	1700	PUMP VAC ASSIST TRASH 6IN T4F DSL	\$261	\$720	\$1,856
805	1600	PUMP CENTRIFUGAL 3IN DSL	\$86	\$234	\$659
805	1610	PUMP CENTRIFUGAL WET PRIME 4IN DSL	\$122	\$370	\$1,118
808	1750	PUMP VAC ASSIST 4IN ELEC	\$113	\$298	\$900
808	1760	PUMP VAC ASSIST VARIABLE SPEED 4IN ELEC	\$248	\$638	\$1,700
808	1770	PUMP VAC ASSIST 6IN ELEC	\$261	\$695	\$1,700
808	1780	PUMP VAC ASSIST 8IN ELEC	\$315	\$914	\$2,500
813	2600	PUMP AGRICULTURE DRY PRIME 8X6 DSL	\$203	\$531	\$1,575
<u>PUMP - WELLPOINT PUMPS</u>					
806	1670	PUMP WELL POINT ROTARY SO ATTN 6IN DSL	\$203	\$590	\$1,676
806	1680	PUMP WELL POINT ROTARY SO ATTN 8IN DSL	\$225	\$655	\$1,916
806	1690	PUMP WELL POINT ROTARY 12IN DSL	\$270	\$780	\$2,112

Omnia Gold

*Customer agrees to keep confidential the information contained herein and not to reproduce or disclose any such information, in whole or in part, to any individual or entity, without the prior written consent of Herc Rentals. Customer and Herc hereby agree to the equipment and pricing as detailed herein and unless otherwise exempt, Customer agrees to be responsible for all applicable fees and charges as published at HercRentals.com, including, without limitation, environmental and emissions, refueling, vehicle licensing fees, preventative maintenance and transportation charges. Any equipment that is ordered by or on behalf of Customer locally at a Herc branch or other such location, that is not on the list of equipment in this schedule, will be negotiated locally at time of rental, up to an amount not to exceed the then-current list price for a standard rental shift, plus any additional hours, as published at HercRentals.com. Herc may at its sole discretion modify or terminate any pricing herein with 30 days notice to customer.*

**PRINT DATE: Friday, October 30, 2020**

**AFFECTED REGIONS / BRANCHES**

US National (Excluding Hawaii, North Dakota &amp; Midland)

Exhibit A

**EFFECTIVE DATES: FROM: 01/01/2021 THROUGH: 12/31/2021****Pricing Schedule #:**

<b>CAT-CLASS DESCRIPTION</b>			<b>DAY</b>	<b>WEEK</b>	<b>MONTH</b>
<u>PUMP - WELLPOINT PUMPS</u>					
806	1700	PUMP WELL POINT ROTARY SO ATTN 12IN DSL	\$329	\$1,037	\$2,920
<u>PUMPS -HYDRAULIC PROSOL - HYDRAULIC POWER UNIT PUMPS</u>					
814	2633	POWER UNIT 68HP T4F HYD	\$293	\$765	\$2,400
<u>SCISSORS ELECTRIC - ELECTRIC SCISSOR LIFTS</u>					
405	1095	SCISSOR LIFT 19FT NARROW ELEC EE RATED	\$118	\$230	\$400
405	1151	SCISSOR LIFT 26FT 46IN BLK ELEC	\$135	\$260	\$525
405	1211	SCISSOR LIFT 32FT 46-48IN BLK ELEC	\$160	\$355	\$725
405	1271	SCISSOR LIFT 40FT 69IN WIDE BLK ELEC	\$250	\$560	\$1,349
<u>SCISSORS RT - ROUGH TERRAIN SCISSOR LIFTS</u>					
405	1781	SCISSOR LIFT 40-45FT RT 94IN OTR BLK DF	\$304	\$675	\$1,625
<u>TEMPORARY WALL &amp; ACCESSORIES</u>					
913	3850	TOW BAR F/ARCHER VEHICLE BARRICADE	\$18	\$90	\$270
913	3852	ARRESTOR CABLE F/ARCHER BARRIER 4	\$10	\$50	\$135
913	3854	ARRESTOR CABLE F/ARCHER BARRIER 10	\$22	\$115	\$360
913	6000	TEMPORARY WALL ACCESSORY CART	\$86	\$86	\$173
913	6005	TEMPORARY WALL MOBILITY CART	\$60	\$60	\$120
913	6010	TEMPORARY WALL RIGHT SIDE INTERFACE	\$34	\$34	\$68
913	6015	TEMPORARY WALL LEFT SIDE INTERFACE	\$34	\$34	\$68
913	6020	TEMPORARY WALL FLEXIBLE CORNER	\$26	\$26	\$53
913	6025	TEMPORARY WALL FILLER PANEL KIT	\$19	\$19	\$38
913	6035	HINGED DOOR MODULE 42 IN	\$188	\$188	\$374
913	6040	SLIDING DOOR MODULE 42 IN	\$224	\$224	\$449
913	6050	TEMPORARY WALL MODULE 12 IN	\$60	\$60	\$120
913	6055	TEMPORARY WALL MODULE 18 IN	\$68	\$68	\$135
913	6060	TEMPORARY WALL MODULE 24 IN	\$75	\$75	\$150
913	6065	TEMPORARY WALL MODULE 32 IN	\$79	\$79	\$158
913	6070	TEMPORARY WALL MODULE 42 IN	\$90	\$90	\$180
913	6075	SINGLE ROOM PRESSURE MONITOR	\$105	\$105	\$209
913	6080	NEGATIVE AIR MGMT PANEL 24 IN	\$98	\$98	\$195
<u>TOOLS - CONTRACTOR - AIR NAILERS</u>					
100	5632	NAILER FINISHING BATTERY	\$63	\$160	\$360
<u>TOOLS - TRADES - PIPE PRESS</u>					
125	2692	PRESSING RING KIT 2-1/2IN-4IN	\$110	\$200	\$400
<u>TRACTOR ATTACHMENTS - TRACTOR ATTACHMENTS</u>					
290	3047	TRACTOR ATTACHMENT FLAIL MOWER	\$80	\$245	\$630

Omnia Gold

*Customer agrees to keep confidential the information contained herein and not to reproduce or disclose any such information, in whole or in part, to any individual or entity, without the prior written consent of Herc Rentals. Customer and Herc hereby agree to the equipment and pricing as detailed herein and unless otherwise exempt, Customer agrees to be responsible for all applicable fees and charges as published at HercRentals.com, including, without limitation, environmental and emissions, refueling, vehicle licensing fees, preventative maintenance and transportation charges. Any equipment that is ordered by or on behalf of Customer locally at a Herc branch or other such location, that is not on the list of equipment in this schedule, will be negotiated locally at time of rental, up to an amount not to exceed the then-current list price for a standard rental shift, plus any additional hours, as published at HercRentals.com. Herc may at its sole discretion modify or terminate any pricing herein with 30 days notice to customer.*

**PRINT DATE: Friday, October 30, 2020**

**AFFECTED REGIONS / BRANCHES**

US National (Excluding Hawaii, North Dakota &amp; Midland)

Exhibit A

**EFFECTIVE DATES: FROM: 01/01/2021 THROUGH: 12/31/2021****Pricing Schedule #:**

<b>CAT-CLASS DESCRIPTION</b>			<b>DAY</b>	<b>WEEK</b>	<b>MONTH</b>
<u>TRACTOR ATTACHMENTS - TRACTOR ATTACHMENTS</u>					
<u>TRAILERS - SPECIALTY - STORAGE TRAILERS</u>					
610	3010	TRAILER SAFETY COOLDOWN 8X24 9990 LB	\$585	\$1,890	\$3,780
<u>TRUCK ATTACHMENTS-OTHER - ATTACHMENTS &amp; ACCESSORIES</u>					
659	8035	TRUCK SPREADER TAILGATE DUMP	\$25	\$70	\$215
<u>TRUCKS AND TRAILERS - ARROW BOARDS</u>					
660	1000	BOARD ARROW FOLDING TRAILER 15-LIGHT	\$108	\$330	\$600
660	1010	BOARD ARROW VERTICAL TRAILER 15-LIGHT	\$108	\$330	\$600
660	1020	BOARD ARROW FOLDING TRAILER 25-LIGHT	\$117	\$370	\$675
<u>TRUCKS AND TRAILERS - ATTACHMENTS &amp; ACCESSORIES</u>					
115	2405	RAKE POWER W/B GAS	\$95	\$360	\$748
658	1000	TRUCK ACCESSORIES	\$540	\$540	\$1,020
659	8000	TRUCK SPREADER HOPPER 8 FT	\$100	\$305	\$918
659	8020	TRUCK SPREADER HOPPER 9 FT	\$100	\$305	\$918
659	8030	TRUCK SPREADER TAILGATE	\$43	\$122	\$344
659	8100	TRUCK SNOW PLOW 7-8 FT	\$90	\$265	\$850
659	8110	TRUCK SNOW PLOW 8.5-9 FT	\$90	\$265	\$850
659	8130	TRUCK SNOW PLOW 10 FT	\$119	\$338	\$995
<u>TRUCKS AND TRAILERS - BUCKET TRUCKS</u>					
659	6300	TRUCK BUCKET 31 FT GAS	\$515	\$1,500	\$4,500
659	6310	TRUCK BUCKET 31 FT DSL	\$515	\$1,500	\$4,500
659	6315	TRUCK BUCKET 38 FT GAS	\$515	\$1,500	\$4,500
659	6320	TRUCK BUCKET 38 FT DSL	\$515	\$1,500	\$4,500
659	6336	TRUCK BUCKET 60 FT TREE TRIMMER DSL	\$778	\$2,000	\$5,000
659	6342	TRUCK BUCKET 70 FT TREE TRIMMER DSL	\$875	\$2,600	\$6,400
659	6350	TRUCK BUCKET 85 FT DSL	\$1,400	\$3,995	\$9,995
<u>TRUCKS AND TRAILERS - CAR TRAILERS</u>					
610	1450	TRAILER TOW DOLLY 3500 LB	\$59	\$221	\$468
<u>TRUCKS AND TRAILERS - CARGO VAN</u>					
659	6055	TRUCK BOX 12 FT	\$190	\$525	\$1,500
659	6057	TRUCK BOX 14 FT	\$220	\$800	\$2,250
659	6060	TRUCK BOX 15 FT	\$220	\$800	\$2,250
659	6070	TRUCK BOX 15 FT W/ LIFT GATE	\$220	\$800	\$2,250
659	6075	TRUCK BOX 16 FT	\$220	\$800	\$2,250
659	6090	TRUCK BOX 24 FT W/ LIFT GATE	\$475	\$1,620	\$5,000

Omnia Gold

*Customer agrees to keep confidential the information contained herein and not to reproduce or disclose any such information, in whole or in part, to any individual or entity, without the prior written consent of Herc Rentals. Customer and Herc hereby agree to the equipment and pricing as detailed herein and unless otherwise exempt, Customer agrees to be responsible for all applicable fees and charges as published at HercRentals.com, including, without limitation, environmental and emissions, refueling, vehicle licensing fees, preventative maintenance and transportation charges. Any equipment that is ordered by or on behalf of Customer locally at a Herc branch or other such location, that is not on the list of equipment in this schedule, will be negotiated locally at time of rental, up to an amount not to exceed the then-current list price for a standard rental shift, plus any additional hours, as published at HercRentals.com. Herc may at its sole discretion modify or terminate any pricing herein with 30 days notice to customer.*

**PRINT DATE: Friday, October 30, 2020**

**AFFECTED REGIONS / BRANCHES**

US National (Excluding Hawaii, North Dakota &amp; Midland)

Exhibit A

**EFFECTIVE DATES: FROM: 01/01/2021 THROUGH: 12/31/2021****Pricing Schedule #:**

<b>CAT-CLASS DESCRIPTION</b>			<b>DAY</b>	<b>WEEK</b>	<b>MONTH</b>
<u>TRUCKS AND TRAILERS - CARGO VANS</u>					
659	5460	VAN CARGO 1/2 T GAS	\$90	\$420	\$1,350
659	5470	VAN CARGO 3/4 T GAS	\$90	\$420	\$1,350
659	5472	VAN CARGO 3/4 T GAS HIGH ROOF	\$120	\$525	\$1,600
659	5475	VAN CARGO 3/4 T DSL	\$90	\$420	\$1,350
659	5480	VAN CARGO 1 T GAS	\$100	\$465	\$1,444
<u>TRUCKS AND TRAILERS - CLASS A TRACTORS</u>					
659	6440	TRUCK TERMINAL TRACTOR SINGLE AX 2X4 DSL	\$570	\$1,663	\$4,750
659	6455	TRUCK TRACTOR TANDEM 4WD DSL	\$770	\$1,926	\$6,889
<u>TRUCKS AND TRAILERS - CRANE TRUCKS</u>					
308	1000	CRANE ATTACHMENT FORKS	\$56	\$224	\$419
659	6380	TRUCK CRANE 18 T SINGLE DSL	\$630	\$1,725	\$4,500
659	6410	TRUCK CRANE 20 T TANDEM DSL	\$1,025	\$2,790	\$6,500
659	6430	TRUCK CRANE 23 T TANDEM DSL	\$1,090	\$2,880	\$6,600
659	6435	TRUCK AUGER 47FT CDL	\$440	\$1,320	\$2,991
<u>TRUCKS AND TRAILERS - CRASH ATTENUATORS</u>					
659	6250	TRUCK CRASH ATTENUATOR 62-65 MPH GAS	\$685	\$1,750	\$3,850
659	6260	TRUCK CRASH ATTENUATOR 62-65 MPH DSL	\$685	\$1,750	\$3,850
660	1110	CRASH ATTENUATOR TRAILER MOUNTED	\$350	\$900	\$1,975
<u>TRUCKS AND TRAILERS - DNS</u>					
719	5010	AUTO DIALER	\$77	\$204	\$574
<u>TRUCKS AND TRAILERS - DUMP TRAILERS</u>					
610	2200	TRAILER DUMP SINGLE AXLE	\$117	\$336	\$628
610	2230	TRAILER DUMP TANDEM AXLE	\$126	\$357	\$680
610	2260	TRAILER DUMP TANDEM AXLE OFFROAD	\$158	\$446	\$840
610	2290	TRAILER DUMP TRIPLE AXLE	\$579	\$1,737	\$3,473
<u>TRUCKS AND TRAILERS - DUMP TRUCKS</u>					
659	6100	TRUCK FLAT DUMP 16FT 1-1/2T STD 2WD DSL	\$300	\$840	\$2,050
659	6110	TRUCK DUMP 3-4 YD GAS	\$295	\$795	\$1,800
659	6120	TRUCK DUMP 3-4 YD DSL	\$295	\$795	\$1,800
659	6130	TRUCK DUMP 3-4 YD CREW 4WD DSL	\$320	\$850	\$1,850
659	6135	TRUCK DUMP 3-4 YD CREW 4WD GAS	\$320	\$850	\$1,850
659	6140	TRUCK DUMP 3-4 YD CREW 2WD DSL	\$320	\$850	\$1,850
659	6150	TRUCK DUMP 5-6 YD GAS	\$335	\$920	\$2,275
659	6160	TRUCK DUMP 5-6 YD GAS NON CDL	\$335	\$920	\$2,275
659	6170	TRUCK DUMP 5-6 YD DSL	\$335	\$920	\$2,275
659	6180	TRUCK DUMP 5-6 YD DSL NON CDL	\$335	\$920	\$2,275

Omnia Gold

**Customer agrees to keep confidential the information contained herein and not to reproduce or disclose any such information, in whole or in part, to any individual or entity, without the prior written consent of Herc Rentals. Customer and Herc hereby agree to the equipment and pricing as detailed herein and unless otherwise exempt, Customer agrees to be responsible for all applicable fees and charges as published at HercRentals.com, including, without limitation, environmental and emissions, refueling, vehicle licensing fees, preventative maintenance and transportation charges. Any equipment that is ordered by or on behalf of Customer locally at a Herc branch or other such location, that is not on the list of equipment in this schedule, will be negotiated locally at time of rental, up to an amount not to exceed the then-current list price for a standard rental shift, plus any additional hours, as published at HercRentals.com. Herc may at its sole discretion modify or terminate any pricing herein with 30 days notice to customer.**

**PRINT DATE: Friday, October 30, 2020**



**AFFECTED REGIONS / BRANCHES**

US National (Excluding Hawaii, North Dakota &amp; Midland)

Exhibit A

**EFFECTIVE DATES: FROM: 01/01/2021 THROUGH: 12/31/2021****Pricing Schedule #:**

<b>CAT-CLASS DESCRIPTION</b>			<b>DAY</b>	<b>WEEK</b>	<b>MONTH</b>
<u>TRUCKS AND TRAILERS - DUMP TRUCKS</u>					
659	6190	TRUCK DUMP 5-6 YD CREW DSL	\$404	\$1,106	\$2,600
659	6195	TRUCK DUMP 5-6 YD CREW DSL NON-CDL	\$404	\$1,106	\$2,600
659	6200	TRUCK DUMP 12-14 YD MANUAL DSL	\$660	\$2,095	\$5,000
659	6210	TRUCK DUMP 12-14 YD AUTO DSL	\$660	\$2,095	\$5,000
659	6215	TRUCK DUMP 22-24 YD DSL	\$1,283	\$3,325	\$9,025
659	6218	TRUCK 1 T DUMP LANDSCAPE STD GAS	\$300	\$650	\$1,750
<u>TRUCKS AND TRAILERS - EQUIPMENT TRAILERS</u>					
610	1010	TRAILER LANDSCAPE 6X12 3000 LB	\$45	\$170	\$360
610	1050	TRAILER UTILITY 2000 LB	\$45	\$170	\$360
610	1075	TRAILER UTILITY 7000 LB	\$59	\$221	\$468
610	1085	TRAILER UTILITY 10000 LB	\$59	\$221	\$468
610	1140	TRAILER FLATBED 10000 LB	\$81	\$306	\$648
610	1160	TRAILER FLATBED 10-19000 LB GVWR	\$95	\$380	\$855
610	1170	TRAILER FLATBED 21-29000 LB GVWR	\$107	\$430	\$968
610	1180	TRAILER FLATBED 30-39000 LB GVWR	\$135	\$540	\$1,200
610	1190	TRAILER FLATBED GOOSENECK 20-22000 LBS	\$145	\$580	\$1,250
610	1210	TRAILER FLATBED W/RAMPS 20000 LB GVWR	\$150	\$600	\$1,200
610	1212	TRAILER FLATBED NO RAMPS 20000 LB GVWR	\$150	\$600	\$1,200
610	1215	TRAILER FLATBED GOOSENECK 24000 LB	\$180	\$720	\$1,400
610	1220	TRAILER FLATBED GOOSENECK 25-26000 LB	\$180	\$720	\$1,400
610	1240	TRAILER FLATBED 40-49000 LB GVWR	\$200	\$635	\$1,350
610	1281	TRAILER FLATBED 80000 LB AIR RIDE	\$450	\$450	\$900
610	1310	TRAILER FLATBED LIVE BOTTOM 24000 LB	\$620	\$2,480	\$5,580
610	1720	TRAILER GROUND LOAD 5000 LB	\$45	\$170	\$360
610	1730	TRAILER GROUND LOAD 8000 LB	\$63	\$238	\$504
610	1740	TRAILER GROUND LOAD 10000 LB BATT	\$63	\$238	\$634
610	1745	TRAILER GROUND LOAD 10000 LB GAS	\$79	\$299	\$634
610	1750	TRAILER GROUND LOAD 13000-14000 LB	\$117	\$442	\$936
610	1779	TRAILER TILT 14000LB FIXED TOP DECK	\$135	\$405	\$833
610	2592	TRAILER CAT EVENT RESPONSE ENCLOSED 53FT	\$465	\$1,400	\$4,050
<u>TRUCKS AND TRAILERS - FUELS &amp; LUBE TRUCKS</u>					
659	6010	TRUCK FUEL 4000 GAL	\$665	\$1,995	\$5,845
<u>TRUCKS AND TRAILERS - GARBAGE &amp; RECYCLE TRUCKS</u>					
659	6230	TRUCK GARBAGE 6 YD	\$569	\$2,200	\$6,833
659	6240	TRUCK GARBAGE 20 YD	\$700	\$2,800	\$9,000
<u>TRUCKS AND TRAILERS - MESSAGE BOARDS</u>					
660	1030	BOARD MESSAGE VERTICAL MID-SIZE 3-LINE	\$165	\$465	\$795

Omnia Gold

*Customer agrees to keep confidential the information contained herein and not to reproduce or disclose any such information, in whole or in part, to any individual or entity, without the prior written consent of Herc Rentals. Customer and Herc hereby agree to the equipment and pricing as detailed herein and unless otherwise exempt, Customer agrees to be responsible for all applicable fees and charges as published at HercRentals.com, including, without limitation, environmental and emissions, refueling, vehicle licensing fees, preventative maintenance and transportation charges. Any equipment that is ordered by or on behalf of Customer locally at a Herc branch or other such location, that is not on the list of equipment in this schedule, will be negotiated locally at time of rental, up to an amount not to exceed the then-current list price for a standard rental shift, plus any additional hours, as published at HercRentals.com. Herc may at its sole discretion modify or terminate any pricing herein with 30 days notice to customer.*

**PRINT DATE: Friday, October 30, 2020**



**AFFECTED REGIONS / BRANCHES**

US National (Excluding Hawaii, North Dakota &amp; Midland)

Exhibit A

**EFFECTIVE DATES: FROM: 01/01/2021 THROUGH: 12/31/2021****Pricing Schedule #:**

<b>CAT-CLASS DESCRIPTION</b>			<b>DAY</b>	<b>WEEK</b>	<b>MONTH</b>
<u>TRUCKS AND TRAILERS - MESSAGE BOARDS</u>					
660	1040	BOARD MESSAGE VERTICAL FULL-SIZE 3-LINE	\$165	\$465	\$795
660	1045	BOARD MESSAGE FULL-SIZE 3-LINE W/MODEM	\$189	\$743	\$1,150
660	1050	BOARD MESSAGE FOLDING MID-SIZE MATRIX	\$165	\$465	\$795
660	1060	BOARD MESSAGE VERTICAL MID-SIZE MATRIX	\$165	\$465	\$795
660	1070	BOARD MESSAGE VERTICAL FULL-SIZE MATRIX	\$210	\$743	\$1,040
<u>TRUCKS AND TRAILERS - OFF-ROAD DUMP TRUCKS</u>					
659	6220	TRUCK 1 T DUMP LANDSCAPE CREW GAS	\$300	\$650	\$1,750
659	6224	TRUCK DUMP ARTICULATED 30 TON DSL	\$1,805	\$5,130	\$11,970
<u>TRUCKS AND TRAILERS - OFF-ROAD UTILITY PASSENGER VEHICLES</u>					
630	1010	CART PERSONNEL 2 PASSENGER 3-WH ELEC	\$94	\$251	\$486
630	1020	TOW TRACTOR 1 PASSENGER 3-WH 8K PULL ELE	\$170	\$510	\$1,020
630	1040	CART BURDEN 2 PASSENGER 4-WH GAS	\$105	\$280	\$570
630	1060	CART BURDEN 2 PASSENGER 4-WH ELEC	\$105	\$280	\$570
630	1065	CART BURDEN 2 PASSENGER 4-WH ELEC CAB	\$120	\$350	\$785
630	1080	CART BURDEN 4 PASSENGER 4-WH ELEC	\$105	\$280	\$570
630	1100	CART GOLF 2 PASSENGER ELEC	\$125	\$300	\$590
630	1110	CART GOLF 2 PASSENGER GAS	\$125	\$300	\$590
630	1120	CART GOLF 4 PASSENGER GAS	\$125	\$300	\$590
630	1130	CART TOUR 4 PASSENGER ELEC	\$130	\$315	\$771
630	1150	CART TOUR 6 PASSENGER ELEC	\$145	\$350	\$855
630	1160	CART TOUR 6 PASSENGER GAS	\$145	\$350	\$855
630	1170	CART TOUR 8 PASSENGER GAS	\$180	\$445	\$1,226
630	1180	CART TOUR 8 PASSENGER W/CHAIR ACCESS GAS	\$180	\$445	\$1,226
630	1200	CART UTV 2 PASSENGER ELEC	\$155	\$360	\$850
630	1210	CART UTV 2 PASSENGER GAS	\$155	\$360	\$850
630	1220	CART UTV 2 PASSENGER GAS WITH CAB	\$170	\$390	\$950
630	1225	CART UTV 2 PASSENGER GAS OFF ROAD	\$145	\$455	\$1,392
630	1230	CART UTV 2 PASSENGER DSL	\$155	\$360	\$850
630	1240	CART UTV 2 PASSENGER DSL WITH CAB	\$170	\$390	\$950
630	1245	CART UTV 2 PASSENGER DSL FLATBED	\$155	\$360	\$850
630	1260	CART UTV 4 PASSENGER GAS	\$155	\$360	\$850
630	1265	CART UTV 4 PASSENGER GAS WITH CAB	\$170	\$390	\$950
630	1280	CART UTV 4 PASSENGER DSL	\$155	\$360	\$850
630	1290	CART UTV 4 PASSENGER DSL WITH CAB	\$170	\$390	\$950
630	1300	CART UTV 4 PASSENGER GAS FLATBED	\$155	\$360	\$850
630	1310	CART UTV 4 PASSENGER DSL FLATBED	\$155	\$360	\$850
630	1330	CART UTV W/FRONT TOOL CARRIER DSL CAB	\$525	\$1,550	\$3,400
630	1410	CART LT DUTY 2 PASSENG 2WD GAS ENTERTAIN	\$155	\$360	\$760
630	1415	CART UTV 2 PASSENGER 4WD GAS ENTERTAIN	\$155	\$360	\$850

Omnia Gold

*Customer agrees to keep confidential the information contained herein and not to reproduce or disclose any such information, in whole or in part, to any individual or entity, without the prior written consent of Herc Rentals. Customer and Herc hereby agree to the equipment and pricing as detailed herein and unless otherwise exempt, Customer agrees to be responsible for all applicable fees and charges as published at HercRentals.com, including, without limitation, environmental and emissions, refueling, vehicle licensing fees, preventative maintenance and transportation charges. Any equipment that is ordered by or on behalf of Customer locally at a Herc branch or other such location, that is not on the list of equipment in this schedule, will be negotiated locally at time of rental, up to an amount not to exceed the then-current list price for a standard rental shift, plus any additional hours, as published at HercRentals.com. Herc may at its sole discretion modify or terminate any pricing herein with 30 days notice to customer.*

**PRINT DATE: Friday, October 30, 2020**

**AFFECTED REGIONS / BRANCHES**

US National (Excluding Hawaii, North Dakota &amp; Midland)

Exhibit A

**EFFECTIVE DATES: FROM: 01/01/2021 THROUGH: 12/31/2021****Pricing Schedule #:**

<b>CAT-CLASS DESCRIPTION</b>			<b>DAY</b>	<b>WEEK</b>	<b>MONTH</b>
<u>TRUCKS AND TRAILERS - OFF-ROAD UTILITY PASSENGER VEHICLES</u>					
630	1420	CART UTV 4 PASSENGER 4WD GAS ENTERTAIN	\$155	\$360	\$850
630	1425	CART UTV 2 PASSENGER 2WD GAS ENTERTAIN	\$155	\$360	\$850
630	2010	CART UTV SNOW PLOW 5 FT	\$55	\$110	\$340
<u>TRUCKS AND TRAILERS - PASSENGER SHUTTLE BUSES</u>					
659	5550	BUS SHUTTLE GAS CDL	\$285	\$1,040	\$1,950
659	5560	BUS SCHOOL DSL	\$285	\$1,040	\$1,950
<u>TRUCKS AND TRAILERS - PASSENGER VANS</u>					
659	5490	VAN PASSENGER 8 GAS 1/2 T	\$125	\$563	\$1,525
659	5510	VAN PASSENGER 12 GAS 3/4-1 T W/ TOW PKG	\$125	\$563	\$1,525
659	5540	VAN PASSENGER 15 GAS 3/4-1 T W/ TOW PKG	\$125	\$563	\$1,525
<u>TRUCKS AND TRAILERS - PICK-UP TRUCKS</u>					
659	5000	TRUCK PICKUP COMPACT	\$90	\$420	\$1,095
659	5010	TRUCK PICKUP 1/2 T STD 4WD GAS	\$90	\$420	\$1,095
659	5020	TRUCK PICKUP 1/2 T STD 2WD GAS	\$90	\$420	\$1,095
659	5030	TRUCK PICKUP 1/2 T SUP 4WD GAS	\$90	\$420	\$1,095
659	5040	TRUCK PICKUP 1/2 T SUP 2WD GAS	\$90	\$420	\$1,095
659	5050	TRUCK PICKUP 1/2 T CREW 4WD GAS	\$115	\$485	\$1,195
659	5060	TRUCK PICKUP 1/2 T CREW 2WD GAS	\$115	\$485	\$1,195
659	5070	TRUCK PICKUP 3/4 T STD 4WD GAS	\$150	\$510	\$1,250
659	5080	TRUCK PICKUP 3/4 T STD 4WD DSL	\$150	\$510	\$1,250
659	5090	TRUCK PICKUP 3/4 T STD 2WD GAS	\$150	\$510	\$1,250
659	5100	TRUCK PICKUP 3/4 T STD 2WD GAS LIFT GATE	\$150	\$510	\$1,250
659	5120	TRUCK PICKUP 3/4 T SUP 4WD GAS	\$150	\$510	\$1,250
659	5130	TRUCK PICKUP 3/4 T SUP 4WD DSL	\$150	\$510	\$1,250
659	5140	TRUCK PICKUP 3/4 T SUP 2WD GAS	\$150	\$510	\$1,250
659	5150	TRUCK PICKUP 3/4 T SUP 2WD DSL	\$150	\$510	\$1,250
659	5160	TRUCK PICKUP 3/4 T CREW 4WD GAS	\$150	\$630	\$1,395
659	5170	TRUCK PICKUP 3/4 T CREW 4WD DSL	\$150	\$630	\$1,395
659	5180	TRUCK PICKUP 3/4 T CREW 2WD GAS	\$150	\$630	\$1,395
659	5200	TRUCK PICKUP 1 T STD 4WD GAS	\$166	\$695	\$1,495
659	5220	TRUCK PICKUP 1 T SUP 4WD GAS	\$166	\$695	\$1,495
659	5240	TRUCK PICKUP 1 T CREW 4WD GAS	\$195	\$765	\$1,595
659	5250	TRUCK PICKUP 1 T CREW 4WD DSL	\$195	\$765	\$1,595
659	5370	TRUCK SERVICE 1-1/2-2 T STD 4WD GAS	\$428	\$1,125	\$3,040
<u>TRUCKS AND TRAILERS - SERVICE TRUCKS</u>					
659	5330	TRUCK SERVICE 3/4-1 T STD 4WD GAS	\$356	\$945	\$2,400
659	5340	TRUCK SERVICE 3/4-1 T STD 4WD DSL	\$356	\$945	\$2,400

Omnia Gold

*Customer agrees to keep confidential the information contained herein and not to reproduce or disclose any such information, in whole or in part, to any individual or entity, without the prior written consent of Herc Rentals. Customer and Herc hereby agree to the equipment and pricing as detailed herein and unless otherwise exempt, Customer agrees to be responsible for all applicable fees and charges as published at HercRentals.com, including, without limitation, environmental and emissions, refueling, vehicle licensing fees, preventative maintenance and transportation charges. Any equipment that is ordered by or on behalf of Customer locally at a Herc branch or other such location, that is not on the list of equipment in this schedule, will be negotiated locally at time of rental, up to an amount not to exceed the then-current list price for a standard rental shift, plus any additional hours, as published at HercRentals.com. Herc may at its sole discretion modify or terminate any pricing herein with 30 days notice to customer.*

**PRINT DATE: Friday, October 30, 2020**

**AFFECTED REGIONS / BRANCHES**

US National (Excluding Hawaii, North Dakota &amp; Midland)

Exhibit A

**EFFECTIVE DATES: FROM: 01/01/2021 THROUGH: 12/31/2021****Pricing Schedule #:**

<b>CAT-CLASS DESCRIPTION</b>			<b>DAY</b>	<b>WEEK</b>	<b>MONTH</b>
<u>TRUCKS AND TRAILERS - SERVICE TRUCKS</u>					
659	5350	TRUCK SERVICE 3/4-1 T STD 2WD GAS	\$356	\$945	\$2,400
659	5380	TRUCK SERVICE 1-1/2-2 T STD 4WD DSL	\$428	\$1,125	\$3,040
659	5425	TRUCK SERVICE 3/4-1 T CREW 4WD GAS	\$356	\$950	\$2,460
659	5440	TRUCK SERVICE 1-1/2-2 T CREW 4WD DSL	\$451	\$1,166	\$3,200
659	5450	TRUCK SERVICE 1-1/2-2 T CREW 2WD DSL	\$451	\$1,166	\$3,200
659	5840	TRUCK STKBD HI-RAIL STD 2WD DSL	\$451	\$1,166	\$3,500
<u>TRUCKS AND TRAILERS - SPECIALTY TRAILERS</u>					
610	1430	TRAILER PIPE DOLLY	\$90	\$360	\$810
610	2580	TRAILER TOOL ENCLOSED 8X44 25000 LBS	\$720	\$1,800	\$5,400
610	2585	TRAILER TOOL CRIB ENCLOSED 45-53 FT	\$315	\$945	\$2,835
<u>TRUCKS AND TRAILERS - SPECIALTY TRUCKS</u>					
659	6245	TRUCK STREET SWEEPER DSL	\$1,710	\$4,427	\$13,675
659	6470	TRUCK ASPHALT DISTRIBUTOR 2000 GAL	\$750	\$1,852	\$5,281
659	6480	TRUCK FORESTRY MOBILE CRANE	\$750	\$1,852	\$5,281
<u>TRUCKS AND TRAILERS - STAKE BODY TRUCKS</u>					
659	5600	TRUCK STKBD 12 FT 3/4-1 T STD 4WD GAS	\$200	\$715	\$1,600
659	5610	TRUCK STKBD 12 FT 3/4-1 T STD 4WD DSL	\$200	\$715	\$1,600
659	5620	TRUCK STKBD 12 FT 3/4-1 T STD 2WD GAS	\$200	\$715	\$1,600
659	5630	TRUCK STKBD 12 FT 1-1/2-2 T STD 4WD GAS	\$235	\$795	\$1,675
659	5640	TRUCK STKBD 12 FT 1-1/2-2 T STD 4WD DSL	\$235	\$795	\$1,675
659	5650	TRUCK STKBD 12 FT 1-1/2-2 T STD 2WD GAS	\$235	\$795	\$1,675
659	5660	TRUCK STKBD 12 FT 1-1/2-2 T STD 2WD DSL	\$235	\$795	\$1,675
659	5680	TRUCK STKBD 12 FT 3/4-1 T CREW 4WD GAS	\$265	\$801	\$1,800
659	5690	TRUCK STKBD 12 FT 3/4-1 T CREW 4WD DSL	\$265	\$801	\$1,800
659	5700	TRUCK STKBD 12 FT 3/4-1 T CREW 2WD GAS	\$265	\$801	\$1,800
659	5710	TRUCK STKBD 12 FT 3/4-1 T CREW 2WD DSL	\$265	\$801	\$1,800
659	5725	TRUCK STKBD 12 FT 1-1/2-2 T CREW 4WD GAS	\$300	\$931	\$1,900
659	5730	TRUCK STKBD 12 FT 1-1/2-2 T CREW 4WD DSL	\$300	\$931	\$1,900
659	5735	TRUCK STKBD 12 FT 1-1/2-2 T CREW 2WD GAS	\$300	\$931	\$1,900
659	5740	TRUCK STKBD 12 FT 1-1/2-2 T CREW 2WD DSL	\$300	\$931	\$1,900
659	5745	TRUCK STKBD 14 FT 1-1/2-2 T STD 2WD GAS	\$320	\$948	\$2,200
659	5750	TRUCK STKBD 14 FT 1-1/2-2 T STD 2WD DSL	\$320	\$948	\$2,200
659	5770	TRUCK STKBD 16 FT 1-1/2-2 T STD 2WD DSL	\$320	\$948	\$2,200
659	5780	TRUCK STKBD 16 FT 2-1/2-3 T STD 2WD DSL	\$340	\$1,039	\$2,200
659	5790	TRUCK STKBD 22 FT 2-1/2-3 T STD 2WD GAS	\$360	\$1,061	\$2,700
659	5800	TRUCK STKBD 22 FT 2-1/2-3 T STD 2WD DSL	\$360	\$1,061	\$2,700
659	5810	TRUCK RACK 18 FT 2-1/2-3 T CREW DSL	\$618	\$1,663	\$4,465
659	5870	VAN KUV UTLTY GAS 1 TON	\$225	\$750	\$1,900

Omnia Gold

*Customer agrees to keep confidential the information contained herein and not to reproduce or disclose any such information, in whole or in part, to any individual or entity, without the prior written consent of Herc Rentals. Customer and Herc hereby agree to the equipment and pricing as detailed herein and unless otherwise exempt, Customer agrees to be responsible for all applicable fees and charges as published at HercRentals.com, including, without limitation, environmental and emissions, refueling, vehicle licensing fees, preventative maintenance and transportation charges. Any equipment that is ordered by or on behalf of Customer locally at a Herc branch or other such location, that is not on the list of equipment in this schedule, will be negotiated locally at time of rental, up to an amount not to exceed the then-current list price for a standard rental shift, plus any additional hours, as published at HercRentals.com. Herc may at its sole discretion modify or terminate any pricing herein with 30 days notice to customer.*

**PRINT DATE: Friday, October 30, 2020**

**AFFECTED REGIONS / BRANCHES**

US National (Excluding Hawaii, North Dakota &amp; Midland)

Exhibit A

**EFFECTIVE DATES: FROM: 01/01/2021 THROUGH: 12/31/2021****Pricing Schedule #:**

<b>CAT-CLASS DESCRIPTION</b>			<b>DAY</b>	<b>WEEK</b>	<b>MONTH</b>
<u>TRUCKS AND TRAILERS - STAKE BODY TRUCKS</u>					
659	5880	TRUCK UTILITY 3/4-1 T STD-SUP 4WD GAS	\$225	\$750	\$2,000
659	5885	TRUCK UTILITY 1 T STD-SUP 4WD GAS	\$245	\$775	\$2,100
659	5890	TRUCK UTILITY 3/4-1 T STD-SUP 4WD DSL	\$245	\$775	\$2,100
659	5900	TRUCK UTILITY 3/4-1 T STD-SUP 2WD GAS	\$225	\$750	\$2,000
659	5920	TRUCK UTILITY 3/4-1 T CREW 4WD GAS	\$295	\$825	\$2,300
659	5925	TRUCK UTILITY 1 T CREW 4WD GAS	\$325	\$825	\$2,300
659	5930	TRUCK UTILITY 3/4-1 T CREW 2WD GAS	\$295	\$825	\$2,300
659	5935	TRUCK UTILITY 1 T CREW 2WD W/CRANE GAS	\$618	\$1,663	\$4,465
659	5940	TRUCK UTILITY 1-1/2-2 T STD-SUP 4WD DSL	\$360	\$895	\$2,500
659	5945	TRUCK UTILITY 1-1/2-2 T STD-SUP 4WD GAS	\$295	\$825	\$2,300
659	5950	TRUCK UTILITY 1-1/2-2 T CREW 4WD DSL	\$320	\$931	\$2,600
659	5960	TRUCK UTILITY 1-1/2-2 T CREW 2WD DSL	\$360	\$895	\$2,500
659	5965	TRUCK CONTRACTOR 1-1/4-2 T STD 4WD GAS	\$335	\$900	\$2,500
659	5969	TRUCK CONTRACTOR 1-1/4-2 T STD 2WD GAS	\$360	\$990	\$2,655
659	5970	TRUCK CONTRACTOR 1-1/4-2 T STD 2WD DSL	\$360	\$990	\$2,655
<u>TRUCKS AND TRAILERS - STORAGE TRAILERS</u>					
610	2520	TRAILER ENCLOSED 6X12 3000 LB	\$100	\$400	\$800
610	2530	TRAILER ENCLOSED 6X12 7000 LB	\$110	\$439	\$875
610	2550	TRAILER ENCLOSED 8X20 7000 LB	\$130	\$518	\$1,102
610	2570	TRAILER REMEDIATION ENCLOSED 8X20 9995LB	\$135	\$338	\$956
610	2590	TRAILER ENCLOSED 8X53	\$108	\$324	\$765
610	2600	TRAILER OPEN TOP BOX 5X8 3000 LB	\$45	\$170	\$360
610	2610	TRAILER OPEN TOP BOX 5X10 3000 LB	\$50	\$187	\$396
610	2615	TRAILER OPEN TOP BOX 5X12 3000 LB	\$54	\$204	\$432
610	2620	TRAILER OPEN TOP BOX 6X10 3000 LB	\$59	\$221	\$468
610	2640	TRAILER OPEN TOP BOX 5X12 10000 LB	\$68	\$270	\$574
610	2780	CONTAINER 8FT X 8FT REFRIGERATED STORAGE	\$95	\$190	\$600
610	2790	CONTAINER 10 FT STORAGE	\$11	\$46	\$128
610	2800	CONTAINER 16 FT STORAGE	\$11	\$46	\$128
610	2801	CONTAINER 16 FT KARGO KING	\$30	\$120	\$285
610	2810	CONTAINER 20 FT STORAGE	\$11	\$46	\$128
610	2815	CONTAINER 20 FT STORAGE DOUBLE DOOR	\$14	\$57	\$143
610	2820	CONTAINER 24 FT STORAGE	\$29	\$114	\$285
610	2840	CONTAINER 40 FT STORAGE	\$19	\$76	\$190
610	2845	CONTAINER 40 FT STORAGE DOUBLE DOOR	\$24	\$95	\$238
610	2900	CONTAINER 20 FT OFFICE	\$24	\$110	\$428
610	2910	CONTAINER 40 FT OFFICE	\$48	\$220	\$856
610	3000	TRAILER SHADE 10 FT	\$48	\$143	\$428

TRUCKS AND TRAILERS - SUVs

Omnia Gold

*Customer agrees to keep confidential the information contained herein and not to reproduce or disclose any such information, in whole or in part, to any individual or entity, without the prior written consent of Herc Rentals. Customer and Herc hereby agree to the equipment and pricing as detailed herein and unless otherwise exempt, Customer agrees to be responsible for all applicable fees and charges as published at HercRentals.com, including, without limitation, environmental and emissions, refueling, vehicle licensing fees, preventative maintenance and transportation charges. Any equipment that is ordered by or on behalf of Customer locally at a Herc branch or other such location, that is not on the list of equipment in this schedule, will be negotiated locally at time of rental, up to an amount not to exceed the then-current list price for a standard rental shift, plus any additional hours, as published at HercRentals.com. Herc may at its sole discretion modify or terminate any pricing herein with 30 days notice to customer.*

**PRINT DATE: Friday, October 30, 2020**

**AFFECTED REGIONS / BRANCHES**

US National (Excluding Hawaii, North Dakota &amp; Midland)

Exhibit A

**EFFECTIVE DATES: FROM: 01/01/2021 THROUGH: 12/31/2021****Pricing Schedule #:**

<b>CAT-CLASS DESCRIPTION</b>			<b>DAY</b>	<b>WEEK</b>	<b>MONTH</b>
<u>TRUCKS AND TRAILERS - SUVs</u>					
659	5580	COMPACT SUV 5-6 PASSENGER GAS	\$100	\$405	\$1,195
659	5585	SUV STANDARD 7-8 PASSENGER GAS	\$149	\$578	\$1,320
<u>TRUCKS AND TRAILERS - TILT TRAILERS</u>					
610	1760	TRAILER TILT 2-3000 LB	\$35	\$129	\$311
610	1766	TRAILER TILT 6-7000 LB	\$53	\$193	\$466
610	1770	TRAILER TILT 10000 LB	\$81	\$225	\$475
610	1775	TRAILER TILT 12-13000 LB	\$109	\$309	\$580
610	1780	TRAILER TILT 14-15000 LB	\$113	\$319	\$600
610	1781	TRAILER TILT 15000 LB 4FT FIXED TOP DECK	\$144	\$408	\$768
610	1785	TRAILER TILT 16-17000 LB	\$149	\$423	\$796
610	1800	TRAILER TILT 25-26000 LB	\$232	\$659	\$1,240
<u>TRUCKS AND TRAILERS - TRAFFIC BARRIERS</u>					
660	2010	VEHICLE BARRIER	\$135	\$600	\$1,575
660	2015	VEHICLE BARRIER POSITIONING CART	\$45	\$200	\$563
<u>TRUCKS AND TRAILERS - TRAFFIC MONITORING</u>					
660	1100	RADAR SPEED MONITORING TRAILER	\$45	\$120	\$375
<u>TRUCKS AND TRAILERS - UTILITY TRAILERS</u>					
610	1059	TRAILER UTILITY PAN 3000 LB	\$45	\$170	\$360
610	1060	TRAILER UTILITY 3000 LB	\$45	\$170	\$360
610	1070	TRAILER UTILITY 5-6000 LB	\$59	\$221	\$468
610	1350	TRAILER STUMP GRINDER	\$45	\$170	\$360
610	1370	TRAILER TRENCHER	\$45	\$170	\$360
610	1390	TRAILER TILLER	\$45	\$170	\$360
610	1401	TRAILER CART OFF ROAD 1000LB	\$68	\$255	\$600
<u>TRUCKS AND TRAILERS - VACUUM &amp; POTHOLER TRAILERS</u>					
610	2455	TRAILER VACUUM EXC SYSTEM 500 GAL GAS	\$575	\$1,800	\$5,500
610	2460	TRAILER VACUUM EXC SYSTEM 500 GAL DSL	\$600	\$1,900	\$6,300
<u>TRUCKS AND TRAILERS - WATER TRAILERS</u>					
610	2420	TRAILER WATER 500 GALLON	\$135	\$480	\$945
610	2430	TRAILER WATER 800 GALLON	\$180	\$640	\$1,225
<u>TRUCKS AND TRAILERS - WATER TRUCKS</u>					
659	6030	TRUCK WATER 2000 GALLON GAS	\$450	\$1,350	\$2,600
659	6040	TRUCK WATER 2000 GALLON DSL	\$450	\$1,350	\$2,600
659	6050	TRUCK WATER 4000 GALLON DSL	\$565	\$1,900	\$4,200
659	6052	TRUCK WATER 4000 GALLON DSL 6X6	\$1,500	\$3,600	\$9,500

Omnia Gold

*Customer agrees to keep confidential the information contained herein and not to reproduce or disclose any such information, in whole or in part, to any individual or entity, without the prior written consent of Herc Rentals. Customer and Herc hereby agree to the equipment and pricing as detailed herein and unless otherwise exempt, Customer agrees to be responsible for all applicable fees and charges as published at HercRentals.com, including, without limitation, environmental and emissions, refueling, vehicle licensing fees, preventative maintenance and transportation charges. Any equipment that is ordered by or on behalf of Customer locally at a Herc branch or other such location, that is not on the list of equipment in this schedule, will be negotiated locally at time of rental, up to an amount not to exceed the then-current list price for a standard rental shift, plus any additional hours, as published at HercRentals.com. Herc may at its sole discretion modify or terminate any pricing herein with 30 days notice to customer.*

**PRINT DATE: Friday, October 30, 2020**

**AFFECTED REGIONS / BRANCHES**

US National (Excluding Hawaii, North Dakota &amp; Midland)

Exhibit A

**EFFECTIVE DATES: FROM: 01/01/2021 THROUGH: 12/31/2021****Pricing Schedule #:**

<b>CAT-CLASS DESCRIPTION</b>			<b>DAY</b>	<b>WEEK</b>	<b>MONTH</b>
<u>TRUCKS AND TRAILERS - WATER TRUCKS</u>					
<u>UTILITY VEHICLES AND CARTS - OFF-ROAD UTILITY PASSENGER VEHICLES</u>					
630	2015	CART UTV 40 GALLON SPRAYER SKID MTD ELEC	\$90	\$205	\$495
630	2020	80 GALLON SPRAYER ELEC	\$55	\$155	\$360
<u>AIR COMPRESSORS ELEC &gt;25CFM - ELECTRIC</u>					
140	1705	COMPRESSOR ROTARY 1500CFM 2300V ELEC	\$698	\$1,925	\$5,200
<u>BOOMS ELECTRIC - STRAIGHTMAST BOOM LIFTS</u>					
410	2501	BOOM STRAIGHT 60FT JIB BLK ELEC	\$515	\$1,295	\$2,800
<u>BULK &amp; MISCELLANEOUS</u>					
100	8275	ALL TERRAIN MOBILE FALL PROTECTION GAS	\$805	\$2,000	\$4,950
100	8290	FALL PROTECTION ROLLING DECK EDGE SYSTEM	\$190	\$380	\$1,100
553	0002	CIRCUIT BREAKER, 480V/20A	\$7	\$19	\$49
553	0004	CIRCUIT BREAKER, 480V/40A	\$13	\$34	\$97
553	0005	CIRCUIT BREAKER, 480V/50A	\$5	\$11	\$30
553	0009	CIRCUIT BREAKER 480V 80A	\$27	\$81	\$243
553	0010	CIRCUIT BREAKER, 480V/100A	\$39	\$80	\$124
553	0015	CIRCUIT BREAKER, 480V/225A	\$50	\$92	\$148
553	0025	CIRCUIT BREAKER 600V / 400A	\$84	\$142	\$296
553	0027	CIRCUIT BREAKER 600V / 600A	\$99	\$160	\$325
553	0030	CIRCUIT BREAKER 600V / 200A	\$9	\$22	\$60
553	0035	CIRCUIT BREAKER 600V / 100A	\$5	\$14	\$41
553	0040	CIRCUIT BREAKER 600V / 60A	\$5	\$14	\$41
553	0045	CIRCUIT BREAKER 600V / 30A	\$5	\$14	\$41
553	0050	CIRCUIT BREAKER 600V / 250A	\$7	\$22	\$63
553	0055	CIRCUIT BREAKER 600V / 150A	\$9	\$9	\$23
553	0060	CIRCUIT BREAKER 600V / 125A	\$77	\$131	\$284
553	0061	ADJ CIRCUIT BREAKER 600V 70-250A	\$27	\$72	\$198
554	0020	POWER STRIP 6X20A OUTLET 6'	\$7	\$7	\$16
610	1005	TRAILER LANDSCAPE 5X8 1500 LB	\$45	\$170	\$360
779	2201	CHILLER LOOP HOSE 2X10 W/CAMLOCKS	\$7	\$14	\$23
779	2205	CHILLER LOOP HOSE 2X25 W/CAMLOCKS	\$9	\$18	\$36
779	2401	CHILLER LOOP HOSE 4"X10' W/CAMLOCKS	\$10	\$20	\$60
779	2405	CHILLER LOOP HOSE 4"X25' W/CAMLOCKS	\$15	\$30	\$90
779	2501	CHILLER LOOP HOSE 6"X10' W/CAMLOCKS	\$20	\$40	\$120
779	2505	CHILLER LOOP HOSE 6"X25' W/CAMLOCKS	\$25	\$50	\$150
800	5005	ACCESSORY TOOL BOX CROSSBACK PICKUP	\$16	\$41	\$86
800	5007	ACCESSORY 50GAL DSL FUEL TANK W/PUMP	\$31	\$61	\$128
800	5010	ACCESSORY 100GAL DSL FUEL TANK W/PUMP	\$53	\$93	\$184

Omnia Gold

*Customer agrees to keep confidential the information contained herein and not to reproduce or disclose any such information, in whole or in part, to any individual or entity, without the prior written consent of Herc Rentals. Customer and Herc hereby agree to the equipment and pricing as detailed herein and unless otherwise exempt, Customer agrees to be responsible for all applicable fees and charges as published at HercRentals.com, including, without limitation, environmental and emissions, refueling, vehicle licensing fees, preventative maintenance and transportation charges. Any equipment that is ordered by or on behalf of Customer locally at a Herc branch or other such location, that is not on the list of equipment in this schedule, will be negotiated locally at time of rental, up to an amount not to exceed the then-current list price for a standard rental shift, plus any additional hours, as published at HercRentals.com. Herc may at its sole discretion modify or terminate any pricing herein with 30 days notice to customer.*

**PRINT DATE: Friday, October 30, 2020**



**AFFECTED REGIONS / BRANCHES**

US National (Excluding Hawaii, North Dakota &amp; Midland)

Exhibit A

**EFFECTIVE DATES: FROM: 01/01/2021 THROUGH: 12/31/2021****Pricing Schedule #:**

<b>CAT-CLASS DESCRIPTION</b>			<b>DAY</b>	<b>WEEK</b>	<b>MONTH</b>
<b>BULK &amp; MISCELLANEOUS</b>					
800	5011	ACCESSORY LUMBER/LADDER RACK F/PICKUP	\$18	\$55	\$165
800	5310	ACCESSORY BOOM/BASKET PROTECTIVE SYSTEM	\$135	\$135	\$135
902	1100	POINT F/TE-S DEMO HAMMER	\$7	\$21	\$63
902	1105	NARROW CHISEL F/TE-S DEMO HAMMER	\$7	\$21	\$63
902	1110	WIDE CHISEL F/TE-S DEMO HAMMER	\$9	\$27	\$79
902	1140	FLEX SCRAPER CHISEL F/TE-S HAMMER	\$23	\$67	\$199
902	5100	POINT F/BREAKER 1 SHANK	\$7	\$21	\$62
902	5105	NARROW CHISEL F/BREAKER 1 SHANK	\$7	\$21	\$62
902	5110	WIDE CHISEL F/BREAKER 1 SHANK	\$9	\$26	\$78
902	5125	CLAY SPADE F/BREAKER 1 SHANK	\$9	\$27	\$79
902	5200	POINT F/BREAKER 1-1/8 SHANK	\$9	\$26	\$78
902	5205	NARROW CHISEL F/BREAKER 1-1/8 SHANK	\$9	\$26	\$78
902	5210	WIDE CHISEL F/BREAKER 1-1/8 SHANK	\$9	\$26	\$78
902	5215	ASPHALT CUTTER F/BREAKER 1-1/8 SHANK	\$11	\$32	\$94
902	5225	CLAY SPADE F/BREAKER 1-1/8 SHANK	\$11	\$32	\$95
902	5300	POINT F/BREAKER 1-1/4 SHANK	\$9	\$26	\$78
902	5305	NARROW CHISEL F/BREAKER 1-1/4 SHANK	\$9	\$26	\$78
902	5400	MOIL POINT F/RCS CHIPPER	\$7	\$21	\$62
902	5405	NARROW CHISEL F/RCS CHIPPER	\$7	\$21	\$62
902	5430	BUSHING TOOL F/RCS CHIPPER	\$14	\$42	\$125
902	5505	NARROW CHISEL F/OCRS CHIPPER	\$7	\$22	\$65
902	5850	POINT F/JUMBO RIVET BUSTER	\$7	\$21	\$63
902	5855	CHISEL F/JUMBO RIVET BUSTER	\$7	\$21	\$63
902	6100	EACH CARBIDE SLIDE ON STRIPSERT LT	\$18	\$53	\$156
902	6102	EACH CARBIDE SLIDE ON STRIPSERT RT	\$18	\$53	\$156
902	6135	EACH DYMADOT DBL GRIND DOT PAD GRY 30GR	\$18	\$52	\$156
902	6170	EACH DYMASEG GRIND SEG GRY 18GR	\$18	\$52	\$156
902	6229	DIAMOND INSERTS F/FLOOR GRINDER	\$125	\$300	\$750
902	6243	CARBIDE GRINDING HEAD 17	\$78	\$234	\$704
902	6500	PRESSURE WASHER HOSE 3/8X50	\$4	\$12	\$34
902	6508	TELESCOPING WASHER WAND TO 12 FT	\$20	\$55	\$160
902	6517	COLD WATER PRESSURE WASHER GUN / WAND	\$5	\$16	\$49
902	6533	ROTARY SURFACE CLEANER 18-20 W/O WHLS	\$32	\$93	\$275
903	1000	DIAMOND HI SPD BLADE CONCRETE 12-16	\$23	\$66	\$197
903	1010	DIAMOND HI SPD BLADE ASPHALT 12-16	\$23	\$66	\$197
903	1050	DIAMOND ROAD SAW BLD CONCRETE 14-16	\$50	\$149	\$446
903	1060	DIAMOND ROAD SAW BLD ASPHALT 14-16	\$50	\$148	\$437
903	1070	DIAMOND ROAD SAW BLD CONCRETE 18-22	\$89	\$265	\$786
903	1080	DIAMOND ROAD SAW BLD ASPHALT 18-22	\$89	\$265	\$786
903	1090	DIAMOND ROAD SAW BLD CONCRETE 24-28	\$135	\$400	\$1,184
903	1100	DIAMOND ROAD SAW BLD ASPHALT 24-28	\$135	\$405	\$1,215

Omnia Gold

*Customer agrees to keep confidential the information contained herein and not to reproduce or disclose any such information, in whole or in part, to any individual or entity, without the prior written consent of Herc Rentals. Customer and Herc hereby agree to the equipment and pricing as detailed herein and unless otherwise exempt, Customer agrees to be responsible for all applicable fees and charges as published at HercRentals.com, including, without limitation, environmental and emissions, refueling, vehicle licensing fees, preventative maintenance and transportation charges. Any equipment that is ordered by or on behalf of Customer locally at a Herc branch or other such location, that is not on the list of equipment in this schedule, will be negotiated locally at time of rental, up to an amount not to exceed the then-current list price for a standard rental shift, plus any additional hours, as published at HercRentals.com. Herc may at its sole discretion modify or terminate any pricing herein with 30 days notice to customer.*

**PRINT DATE: Friday, October 30, 2020**



**AFFECTED REGIONS / BRANCHES**

US National (Excluding Hawaii, North Dakota &amp; Midland)

Exhibit A

**EFFECTIVE DATES: FROM: 01/01/2021 THROUGH: 12/31/2021****Pricing Schedule #:**

<b>CAT-CLASS DESCRIPTION</b>			<b>DAY</b>	<b>WEEK</b>	<b>MONTH</b>
<b>BULK &amp; MISCELLANEOUS</b>					
903	1110	DIAMOND ROAD SAW BLD CONCRETE 30-36	\$184	\$541	\$1,592
903	1120	DIAMOND ROAD SAW BLD ASPHALT 30-36	\$184	\$541	\$1,592
903	2070	DIAMOND CORE BIT 2	\$23	\$67	\$198
903	2080	DIAMOND CORE BIT 2-1/2	\$23	\$67	\$198
903	2085	DIAMOND CORE BIT 3	\$27	\$81	\$238
903	2090	DIAMOND CORE BIT 3-1/2	\$28	\$81	\$239
903	2095	DIAMOND CORE BIT 4	\$32	\$95	\$279
903	2100	DIAMOND CORE BIT 4-1/2	\$33	\$96	\$280
903	2110	DIAMOND CORE BIT 5	\$37	\$109	\$320
903	2125	DIAMOND CORE BIT 6	\$55	\$162	\$476
903	2150	DIAMOND CORE BIT 8	\$87	\$255	\$753
903	2170	DIAMOND CORE BIT 10	\$117	\$347	\$1,025
903	2180	DIAMOND CORE BIT 12	\$161	\$478	\$1,417
904	0010	SKIDSTEER AUGER EXTENSION 24	\$21	\$63	\$177
904	0020	SKIDSTEER AUGER EXTENSION 36	\$21	\$79	\$243
904	0030	SKIDSTEER AUGER EXTENSION 48	\$23	\$82	\$228
904	1015	SKIDSTEER AUGER BIT 6	\$33	\$113	\$279
904	1025	SKIDSTEER AUGER BIT 9	\$30	\$108	\$235
904	1035	SKIDSTEER AUGER BIT 12	\$35	\$126	\$263
904	1050	SKIDSTEER AUGER BIT 16	\$26	\$84	\$218
904	1055	SKIDSTEER AUGER BIT 18	\$39	\$140	\$292
904	1065	SKIDSTEER AUGER BIT 24	\$45	\$143	\$337
904	1070	SKIDSTEER AUGER BIT 30	\$51	\$167	\$383
904	1075	SKIDSTEER AUGER BIT 36	\$64	\$201	\$477
911	3325	JOHNSON BAR WHEELED PRY	\$15	\$40	\$100
911	4631	PIPE MOUNTING CLAMP F/HACKSAW 4-12 PIPE	\$38	\$149	\$575
911	6600	PUSH/PULL LAWN ROLLER 24	\$17	\$38	\$77
911	8188	MANUAL REBAR CUTTER / BENDER 5/8 CAP	\$27	\$81	\$243
912	0200	UNIV DIE HEAD F/535 & 300 1/8-2 RH NPT	\$11	\$32	\$97
912	1500	ADJ PIPE STAND W/ V-HEAD	\$10	\$35	\$110
912	1510	PIPE DOLLY	\$53	\$136	\$361
912	1520	TRISTAND PIPE VISE	\$18	\$54	\$162
912	3110	CABLE ROLLER FOR RIGTIGHT SYSTEM	\$5	\$11	\$28
912	3200	STRAIGHT CABLE ROLLER F/12-18 TRAY	\$3	\$9	\$21
912	3202	STRAIGHT CABLE ROLLER F/20-24 TRAY	\$3	\$9	\$21
912	3204	STRAIGHT CABLE ROLLER F/24-30 TRAY	\$13	\$28	\$60
912	3206	STRAIGHT CABLE ROLLER F/30-36 TRAY	\$13	\$28	\$60
912	3212	RADIUS CABLE ROLLER F/20-24 TRAY	\$3	\$9	\$21
912	3214	RADIUS CABLE ROLLER F/24-30 TRAY	\$13	\$28	\$60
912	3232	CONVEYOR PULLING SHEAVE W/8 ROLLERS 36	\$28	\$86	\$258
912	3234	CONVEYOR PULLING SHEAVE W/10 ROLLER 48	\$18	\$58	\$175

Omnia Gold

**Customer agrees to keep confidential the information contained herein and not to reproduce or disclose any such information, in whole or in part, to any individual or entity, without the prior written consent of Herc Rentals. Customer and Herc hereby agree to the equipment and pricing as detailed herein and unless otherwise exempt, Customer agrees to be responsible for all applicable fees and charges as published at HercRentals.com, including, without limitation, environmental and emissions, refueling, vehicle licensing fees, preventative maintenance and transportation charges. Any equipment that is ordered by or on behalf of Customer locally at a Herc branch or other such location, that is not on the list of equipment in this schedule, will be negotiated locally at time of rental, up to an amount not to exceed the then-current list price for a standard rental shift, plus any additional hours, as published at HercRentals.com. Herc may at its sole discretion modify or terminate any pricing herein with 30 days notice to customer.**

**PRINT DATE: Friday, October 30, 2020**

**AFFECTED REGIONS / BRANCHES**

US National (Excluding Hawaii, North Dakota &amp; Midland)

Exhibit A

**EFFECTIVE DATES: FROM: 01/01/2021 THROUGH: 12/31/2021****Pricing Schedule #:**

<b>CAT-CLASS DESCRIPTION</b>			<b>DAY</b>	<b>WEEK</b>	<b>MONTH</b>
<b><u>BULK &amp; MISCELLANEOUS</u></b>					
912	3246	TRAY SHEAVE	\$8	\$23	\$68
912	3248	TRIPLE SHEAVE CABLE GUIDE WITH HOOK	\$22	\$45	\$135
912	4000	SKY WELDER, 280A	\$68	\$149	\$359
912	4500	WELDING CABLE EXTENSION 1/0X50	\$15	\$34	\$74
912	4503	WELDING CABLE EXTENSION 1/0X100	\$32	\$86	\$167
912	4506	WELDING CABLE W/ GROUND CLAMP 1/0X50	\$12	\$28	\$63
912	4509	WELDING CABLE W/ GROUND CLAMP 1/0X100	\$22	\$49	\$112
912	4530	WELDING CABLE EXTENSION 2/0X50	\$14	\$30	\$68
912	4533	WELDING CABLE EXTENSION 2/0X100	\$21	\$52	\$113
912	4536	WELDING CABLE W/ GROUND CLAMP 2/0X50	\$14	\$30	\$65
912	4542	WELDING CABLE WHIP W/GRND CLAMP 2/0	\$10	\$18	\$35
912	4545	WELDING CABLE W/ ROD HOLDER 2/0X50	\$14	\$30	\$66
912	4551	WELDING CABLE WHIP W/ROD HLDR 2/0	\$13	\$24	\$46
912	4604	REMOTE OUTPUT CONTROL 14 PIN X 100	\$21	\$42	\$82
912	4658	WELDER INVERTER CST RACK F/8 PACK	\$27	\$68	\$176
912	5254	MANUAL FLANGE SPREADER 150# 2-20	\$10	\$25	\$70
913	1006	CONTAINMENT BERM 4X4	\$15	\$35	\$100
913	1012	CONTAINMENT BERM 6X6	\$40	\$100	\$275
913	1015	CONTAINMENT BERM 6X8	\$40	\$100	\$275
913	1016	CONTAINMENT BERM 6X10	\$40	\$100	\$275
913	1018	CONTAINMENT BERM 6X14	\$40	\$100	\$275
913	1021	CONTAINMENT BERM 7X11	\$40	\$100	\$275
913	1022	CONTAINMENT BERM 7X14	\$40	\$100	\$275
913	1023	CONTAINMENT BERM 7X13	\$40	\$100	\$275
913	1024	CONTAINMENT BERM 8X8	\$45	\$110	\$300
913	1027	CONTAINMENT BERM 8X10	\$45	\$110	\$300
913	1030	CONTAINMENT BERM 8X12	\$45	\$110	\$300
913	1031	CONTAINMENT BERM 8X14	\$45	\$110	\$300
913	1033	CONTAINMENT BERM 8X16	\$45	\$110	\$300
913	1036	CONTAINMENT BERM 9X12	\$45	\$110	\$300
913	1037	CONTAINMENT BERM 9X18	\$45	\$110	\$300
913	1039	CONTAINMENT BERM 10X10	\$65	\$165	\$450
913	1042	CONTAINMENT BERM 10X12	\$65	\$165	\$450
913	1045	CONTAINMENT BERM 10X14	\$65	\$165	\$450
913	1048	CONTAINMENT BERM 10X20	\$65	\$165	\$450
913	1051	CONTAINMENT BERM 12X12	\$65	\$165	\$450
913	1054	CONTAINMENT BERM 12X16	\$65	\$165	\$450
913	1057	CONTAINMENT BERM 12X20	\$90	\$220	\$600
913	1060	CONTAINMENT BERM 12X25	\$90	\$220	\$600
913	1065	CONTAINMENT BERM 12X36	\$110	\$280	\$750
913	1068	CONTAINMENT BERM 12X50	\$110	\$280	\$750

Omnia Gold

*Customer agrees to keep confidential the information contained herein and not to reproduce or disclose any such information, in whole or in part, to any individual or entity, without the prior written consent of Herc Rentals. Customer and Herc hereby agree to the equipment and pricing as detailed herein and unless otherwise exempt, Customer agrees to be responsible for all applicable fees and charges as published at HercRentals.com, including, without limitation, environmental and emissions, refueling, vehicle licensing fees, preventative maintenance and transportation charges. Any equipment that is ordered by or on behalf of Customer locally at a Herc branch or other such location, that is not on the list of equipment in this schedule, will be negotiated locally at time of rental, up to an amount not to exceed the then-current list price for a standard rental shift, plus any additional hours, as published at HercRentals.com. Herc may at its sole discretion modify or terminate any pricing herein with 30 days notice to customer.*

**PRINT DATE: Friday, October 30, 2020**

**AFFECTED REGIONS / BRANCHES**

US National (Excluding Hawaii, North Dakota &amp; Midland)

Exhibit A

**EFFECTIVE DATES: FROM: 01/01/2021 THROUGH: 12/31/2021****Pricing Schedule #:**

<b>CAT-CLASS DESCRIPTION</b>			<b>DAY</b>	<b>WEEK</b>	<b>MONTH</b>
<b>BULK &amp; MISCELLANEOUS</b>					
913	1508	DIESEL EXHST SCRUBBER 91HP AND ABOVE	\$71	\$182	\$389
913	2208	TRUCK TOOLBOX FUEL TANK COMBO 70-100 GAL	\$88	\$97	\$113
913	2236	FUEL TANK 500 GALLON	\$87	\$236	\$692
913	2250	PROPANE TANK 5 GAL/20#	\$13	\$31	\$67
913	2252	PROPANE TANK 7 GAL/30#	\$15	\$35	\$65
913	2254	FORKLIFT PROPANE TANK 8 GAL/33#	\$13	\$39	\$80
913	2256	PROPANE TANK 10 GAL/40#	\$18	\$44	\$89
913	2260	PROPANE TANK 25 GAL/100#	\$13	\$44	\$89
913	2512	WORKSTATION PORTABLE	\$25	\$112	\$321
913	2550	TRUCK ACCESSORY/UTILITY RACK	\$23	\$49	\$115
913	2560	PICK UP TRUCK CAP/COVER	\$28	\$54	\$128
913	2630	HOSE & PIPE STORAGE RACK	\$18	\$41	\$98
913	2700	GPS EQUIPPED BASIC SERVICE	\$19	\$29	\$87
913	2720	PUMP MONITOR KIT: MODEM/SOLAR PANL	\$46	\$91	\$189
913	3052	SAFETY HARNESS & LANYARD KIT	\$22	\$44	\$123
913	3060	ZIP WALL PACKAGE 4X12 POLES/2 ZIPPER	\$20	\$35	\$70
913	3070	EYEWASH STATION	\$41	\$122	\$356
913	3415	TRAFFIC SIGN ROAD WORK AHEAD	\$19	\$55	\$111
913	3478	TRAFFIC SIGN SIDEWALK CLOSED	\$22	\$66	\$131
913	3703	REFL TRAFFIC BARRICADE W/O FLASHER 24	\$8	\$16	\$34
913	3704	REFL TRAFFIC BARRICADE W/FLASHER 24	\$11	\$19	\$38
913	3712	REFL TRAFFIC DELINEATOR W/BASE 42	\$5	\$11	\$22
913	3747	TRAFFIC CONE	\$4	\$9	\$18
913	3760	WATER FILLED TRAFFIC BARRICADE ORANGE	\$23	\$46	\$116
913	3762	WATER FILLED TRAFFIC BARRICADE WHITE	\$11	\$32	\$93
913	3766	WATER/CABLE TRAFFIC TL1/TL2 BARRICADE OR	\$23	\$46	\$116
913	3767	WATER/CABLE TRAFFIC TL1/TL2 BARRICADE WH	\$25	\$55	\$160
913	3770	PEDESTRIAN BARRICADE ADA ORG 72X38	\$10	\$25	\$80
913	3771	PEDESTRIAN BARRICADE ADA WHT 72X38	\$10	\$25	\$80
913	3780	WATER BARRICADE FENCE PANEL 4X6	\$5	\$20	\$50
913	3782	WATER BARRICADE SINGLE GATE 6X6 COMPLETE	\$10	\$25	\$70
913	3830	CROWD CONTROL BARRICADE 48X8	\$10	\$23	\$68
913	3860	NOISE REDUCTION WALL PANEL 81X52IN	\$10	\$20	\$55
913	4004	COMBINATION HITCH PINTLE & 2 BALL	\$13	\$37	\$77
913	4006	COMBINATION HITCH PINTLE & 2-5/16 BALL	\$13	\$30	\$77
913	4106	TIE DOWN BINDER CHAIN G7 3/8 10-16	\$10	\$24	\$57
913	4110	TIE DOWN BINDER CHAIN G7 3/8X20	\$8	\$15	\$27
913	4122	RATCHET LOAD BINDER F/3/8-1/2 CHAIN	\$9	\$19	\$38
913	4502	ROAD PLATE 5X8	\$106	\$210	\$632
913	4504	ROAD PLATE 5X10	\$52	\$136	\$363
913	4508	ROAD PLATE 8X10	\$46	\$130	\$365

Omnia Gold

*Customer agrees to keep confidential the information contained herein and not to reproduce or disclose any such information, in whole or in part, to any individual or entity, without the prior written consent of Herc Rentals. Customer and Herc hereby agree to the equipment and pricing as detailed herein and unless otherwise exempt, Customer agrees to be responsible for all applicable fees and charges as published at HercRentals.com, including, without limitation, environmental and emissions, refueling, vehicle licensing fees, preventative maintenance and transportation charges. Any equipment that is ordered by or on behalf of Customer locally at a Herc branch or other such location, that is not on the list of equipment in this schedule, will be negotiated locally at time of rental, up to an amount not to exceed the then-current list price for a standard rental shift, plus any additional hours, as published at HercRentals.com. Herc may at its sole discretion modify or terminate any pricing herein with 30 days notice to customer.*

**PRINT DATE: Friday, October 30, 2020**

**AFFECTED REGIONS / BRANCHES**

US National (Excluding Hawaii, North Dakota &amp; Midland)

Exhibit A

**EFFECTIVE DATES: FROM: 01/01/2021 THROUGH: 12/31/2021****Pricing Schedule #:**

<b>CAT-CLASS DESCRIPTION</b>			<b>DAY</b>	<b>WEEK</b>	<b>MONTH</b>
<b>BULK &amp; MISCELLANEOUS</b>					
913	4516	ROAD PLATE 8X20	\$101	\$252	\$697
913	5130	LED AREA LIGHT W/TRIPOD	\$41	\$124	\$373
913	5134	LED WORK LIGHT W/TRIPOD DUAL HEAD	\$41	\$81	\$167
913	5152	EXP PRF LED AREA LIGHT 75W 120V	\$90	\$270	\$675
913	5210	TEMPORARY LIGHT STRING 50	\$12	\$30	\$75
913	5212	TEMPORARY LIGHT STRING 100	\$26	\$78	\$166
920	1003	INCREASER / REDUCER 3X2	\$7	\$14	\$34
920	1009	INCREASER / REDUCER 4X3	\$10	\$23	\$63
920	1024	INCREASER / REDUCER 6X3	\$17	\$49	\$144
920	1027	INCREASER / REDUCER 6X4	\$19	\$56	\$165
920	1039	INCREASER / REDUCER 8X6	\$23	\$26	\$31
920	1054	INCREASER / REDUCER 10X8	\$19	\$55	\$153
920	1066	INCREASER / REDUCER 12X6	\$57	\$63	\$188
920	1069	INCREASER / REDUCER 12X8	\$24	\$70	\$209
920	1072	INCREASER / REDUCER 12X10	\$24	\$69	\$208
920	1095	INCREASER / REDUCER 14X12	\$8	\$24	\$70
920	1115	INCREASER / REDUCER 16X12	\$41	\$119	\$342
920	1130	INCREASER / REDUCER 18X12	\$18	\$37	\$107
920	1159	INCREASER / REDUCER 20X18	\$33	\$98	\$291
920	2018	PIPE 90 DEG ELL 4 IN BY VARIOUS OUTPUT	\$6	\$11	\$26
920	2024	PIPE 90 DEG ELL 6 IN BY VARIOUS OUTPUT	\$10	\$18	\$42
920	2028	PIPE 45 DEG ELL 8 IN BY VARIOUS OUTPUT	\$26	\$27	\$29
920	2030	PIPE 90 DEG ELL 8 IN BY VARIOUS OUTPUT	\$25	\$43	\$98
920	2036	PIPE 90 DEG ELL 10 IN BY VARIOUS OUTPUT	\$23	\$65	\$193
920	2040	PIPE 45 DEG ELL 12 IN BY VARIOUS OUTPUT	\$73	\$78	\$94
920	2042	PIPE 90 DEG ELL 12 IN BY VARIOUS OUTPUT	\$27	\$78	\$235
920	2109	PIPE TEE 4 IN BY VARIOUS OUTPUT	\$13	\$34	\$99
920	2112	PIPE TEE 6 IN BY VARIOUS OUTPUT	\$11	\$29	\$82
920	2115	PIPE TEE 8 IN BY VARIOUS OUTPUT	\$13	\$35	\$106
920	2121	PIPE TEE 12 IN BY VARIOUS OUTPUT	\$253	\$253	\$260
920	2168	PIPE WYE 12 IN BY VARIOUS OUTPUT	\$22	\$53	\$140
920	2334	PIPE ADAPTER 6 FLANGE X F NPT	\$14	\$39	\$116
920	2340	PIPE ADAPTER 8 FLANGE X F BAUER	\$22	\$25	\$29
920	2341	PIPE ADAPTER 8 FLANGE X M BAUER	\$23	\$26	\$30
920	2772	PIPE ADAPTER 4 F CAM X F NPT TYPE D	\$6	\$14	\$37
920	3309	SUCTION HOSE STRAINER 4	\$19	\$56	\$164
920	3312	SUCTION HOSE STRAINER 6	\$21	\$35	\$64
920	3315	SUCTION HOSE STRAINER 8	\$16	\$47	\$137
920	3509	WATER PIPE / HOSE MANIFOLD 4	\$32	\$91	\$271
920	3512	WATER PIPE / HOSE MANIFOLD 6	\$43	\$127	\$336
920	3515	WATER PIPE / HOSE MANIFOLD 8	\$46	\$136	\$425

Omnia Gold

**Customer agrees to keep confidential the information contained herein and not to reproduce or disclose any such information, in whole or in part, to any individual or entity, without the prior written consent of Herc Rentals. Customer and Herc hereby agree to the equipment and pricing as detailed herein and unless otherwise exempt, Customer agrees to be responsible for all applicable fees and charges as published at HercRentals.com, including, without limitation, environmental and emissions, refueling, vehicle licensing fees, preventative maintenance and transportation charges. Any equipment that is ordered by or on behalf of Customer locally at a Herc branch or other such location, that is not on the list of equipment in this schedule, will be negotiated locally at time of rental, up to an amount not to exceed the then-current list price for a standard rental shift, plus any additional hours, as published at HercRentals.com. Herc may at its sole discretion modify or terminate any pricing herein with 30 days notice to customer.**

**PRINT DATE: Friday, October 30, 2020**

**AFFECTED REGIONS / BRANCHES**

US National (Excluding Hawaii, North Dakota &amp; Midland)

Exhibit A

**EFFECTIVE DATES: FROM: 01/01/2021 THROUGH: 12/31/2021****Pricing Schedule #:**

<b>CAT-CLASS DESCRIPTION</b>			<b>DAY</b>	<b>WEEK</b>	<b>MONTH</b>
<b>BULK &amp; MISCELLANEOUS</b>					
920	3521	WATER PIPE / HOSE MANIFOLD 12	\$93	\$229	\$637
920	3610	PUMP CONTROL PANEL AUTOMATIC	\$18	\$54	\$163
920	3620	PUMP CONTROL PANEL MANUAL	\$14	\$38	\$113
920	3640	WATER PUMP FLOAT SWITCH SINGLE	\$5	\$14	\$41
920	3650	SUBMERSIBLE PUMP RAFT	\$38	\$111	\$341
920	3680	MAGNETIC GPM FLOW METER INDICATOR/TOTAL	\$57	\$170	\$510
920	4215	GATE VALVE 4	\$32	\$91	\$138
920	4220	GATE VALVE 6	\$29	\$86	\$254
920	4225	GATE VALVE 8	\$22	\$58	\$153
920	4230	GATE VALVE 10	\$35	\$41	\$121
920	4235	GATE VALVE 12	\$16	\$44	\$130
920	4340	CHECK VALVE 8	\$9	\$26	\$77
920	4406	FLANGED BLEEDER VALVE 6	\$14	\$24	\$56
920	6003	KANAFLEX SUCTION HOSE CAM CPLNG 2X20	\$8	\$22	\$65
920	6006	KANAFLEX SUCTION HOSE CAM CPLNG 3X20	\$10	\$28	\$82
920	6009	KANAFLEX SUCTION HOSE CAM CPLNG 4X20	\$13	\$39	\$114
920	6011	KANAFLEX SUCTION HOSE CAM CPLNG 6X10	\$23	\$63	\$176
920	6012	KANAFLEX SUCTION HOSE CAM CPLNG 6X20	\$43	\$108	\$285
920	6014	KANAFLEX SUCTION HOSE CAM CPLNG 8X10	\$37	\$106	\$320
920	6015	KANAFLEX SUCTION HOSE CAM CPLNG 8X20	\$55	\$170	\$485
920	6029	KANAFLEX SUCTION HOSE BAUER CPLNG 4X20	\$20	\$59	\$175
920	6032	KANAFLEX SUCTION HOSE BAUER CPLNG 6X20	\$34	\$97	\$293
920	6035	KANAFLEX SUCTION HOSE BAUER CPLNG 8X20	\$81	\$176	\$432
920	6040	KANAFLEX SUCTION HOSE BAUER CPLNG 12X10	\$51	\$150	\$446
920	6041	KANAFLEX SUCTION HOSE BAUER CPLNG 12X20	\$94	\$276	\$828
920	6203	PVC SUCTION HOSE CAM CPLNG 2X20	\$15	\$40	\$79
920	6206	PVC SUCTION HOSE CAM CPLNG 3X20	\$20	\$51	\$115
920	6209	PVC SUCTION HOSE CAM CPLNG 4X20	\$27	\$57	\$118
920	6212	PVC SUCTION HOSE CAM CPLNG 6X20	\$18	\$54	\$156
920	6400	RUBBER SUCTION HOSE CAM CPLNG 1X20	\$13	\$35	\$69
920	6403	RUBBER SUCTION HOSE CAM CPLNG 2X20	\$17	\$38	\$77
920	6406	RUBBER SUCTION HOSE CAM CPLNG 3X20	\$20	\$51	\$102
920	6409	RUBBER SUCTION HOSE CAM CPLNG 4X20	\$61	\$180	\$538
920	6411	RUBBER SUCTION HOSE CAM CPLNG 6X10	\$36	\$95	\$192
920	6412	RUBBER SUCTION HOSE CAM CPLNG 6X20	\$56	\$127	\$262
920	6429	RUBBER SUCTION HOSE BAUER CPLNG 4X20	\$46	\$138	\$413
920	6432	RUBBER SUCTION HOSE BAUER CPLNG 6X20	\$49	\$99	\$225
920	6434	RUBBER SUCTION HOSE BAUER CPLNG 8X10	\$62	\$121	\$245
920	6435	RUBBER SUCTION HOSE BAUER CPLNG 8X20	\$95	\$188	\$537
920	6437	RUBBER SUCTION HOSE BAUER CPLNG 10X10	\$95	\$188	\$539
920	6440	RUBBER SUCTION HOSE BAUER CPLNG 12X10	\$56	\$136	\$367

Omnia Gold

**Customer agrees to keep confidential the information contained herein and not to reproduce or disclose any such information, in whole or in part, to any individual or entity, without the prior written consent of Herc Rentals. Customer and Herc hereby agree to the equipment and pricing as detailed herein and unless otherwise exempt, Customer agrees to be responsible for all applicable fees and charges as published at HercRentals.com, including, without limitation, environmental and emissions, refueling, vehicle licensing fees, preventative maintenance and transportation charges. Any equipment that is ordered by or on behalf of Customer locally at a Herc branch or other such location, that is not on the list of equipment in this schedule, will be negotiated locally at time of rental, up to an amount not to exceed the then-current list price for a standard rental shift, plus any additional hours, as published at HercRentals.com. Herc may at its sole discretion modify or terminate any pricing herein with 30 days notice to customer.**

**PRINT DATE: Friday, October 30, 2020**

**AFFECTED REGIONS / BRANCHES**

US National (Excluding Hawaii, North Dakota &amp; Midland)

Exhibit A

**EFFECTIVE DATES: FROM: 01/01/2021 THROUGH: 12/31/2021****Pricing Schedule #:**

<b>CAT-CLASS DESCRIPTION</b>			<b>DAY</b>	<b>WEEK</b>	<b>MONTH</b>
<b>BULK &amp; MISCELLANEOUS</b>					
920	6482	RUBBER SUCTION HOSE VICT CPLNG 6X20	\$6	\$18	\$51
920	6515	RUBBER SUCTION HOSE FLNG CPLNG 8X20	\$54	\$135	\$356
920	6518	RUBBER SUCTION HOSE FLNG CPLNG 10X20	\$81	\$207	\$585
920	6521	RUBBER SUCTION HOSE FLNG CPLNG 12X20	\$97	\$248	\$702
920	6530	RUBBER SUCTION HOSE FLNG CPLNG 16X20	\$135	\$405	\$1,215
920	6616	COMPOSITE DISCHARGE HOSE W/FLANGE 3X20	\$9	\$32	\$90
920	6623	COMPOSITE DISCHARGE HOSE W/FLANGE 4X10	\$25	\$77	\$234
920	6626	COMPOSITE DISCHARGE HOSE W/FLANGE 4X20	\$55	\$166	\$498
920	6636	COMPOSITE DISCHARGE HOSE W/FLANGE 6X20	\$66	\$191	\$565
920	6643	COMPOSITE DISCHARGE HOSE W/FLANGE 8X10	\$135	\$267	\$532
920	6646	COMPOSITE DISCHARGE HOSE W/FLANGE 8X20	\$71	\$208	\$610
920	6657	COMPOSITE DISCHARGE HOSE W/FLANGE 10X20	\$54	\$149	\$428
920	6663	COMPOSITE DISCHARGE HOSE W/FLANGE 12X10	\$41	\$122	\$365
920	6666	COMPOSITE DISCHARGE HOSE W/FLANGE 12X20	\$108	\$216	\$648
920	6803	CANVAS FIRE HOSE 1-1/2X50	\$7	\$22	\$64
920	6818	CANVAS FIRE HOSE 2-1/2X50	\$11	\$33	\$97
920	6827	CANVAS FIRE HOSE 3X50	\$13	\$30	\$57
920	7004	CHEMICAL HOSE W/SSTL CAMLOCK 1X20	\$18	\$50	\$150
920	7014	CHEMICAL HOSE W/SSTL CAMLOCK 2X20	\$22	\$65	\$200
920	7024	CHEMICAL HOSE W/SSTL CAMLOCK 3X20	\$25	\$70	\$250
920	7034	CHEMICAL HOSE W/SSTL CAMLOCK 4X20	\$40	\$100	\$300
920	7044	CHEMICAL HOSE W/SSTL CAMLOCK 6X20	\$45	\$120	\$350
920	7054	CHEMICAL HOSE W/SSTL FLANGE 2X20	\$37	\$110	\$312
920	7065	CHEMICAL HOSE W/SSTL FLANGE 3X20	\$53	\$154	\$459
920	7074	CHEMICAL HOSE W/SSTL FLANGE 4X20	\$64	\$191	\$573
920	7084	CHEMICAL HOSE W/SSTL FLANGE 6X20	\$74	\$225	\$672
920	7103	ORAFLEX DISCHARGE HOSE CAM CPLNG 2X50	\$19	\$43	\$101
920	7106	ORAFLEX DISCHARGE HOSE CAM CPLNG 3X50	\$21	\$61	\$161
920	7109	ORAFLEX DISCHARGE HOSE CAM CPLNG 4X50	\$23	\$58	\$145
920	7118	ORAFLEX DISCHARGE HOSE CAM CPLNG 6X50	\$39	\$98	\$258
920	7121	ORAFLEX DISCHARGE HOSE CAM CPLNG 8X50	\$89	\$248	\$674
920	7129	ORAFLEX DISCHARGE HOSE BAUER CPLNG 4X50	\$45	\$68	\$135
920	7132	ORAFLEX DISCHARGE HOSE BAUER CPLNG 6X50	\$54	\$108	\$180
920	7135	ORAFLEX DISCHARGE HOSE BAUER CPLNG 8X50	\$77	\$190	\$497
920	7218	ORAFLEX DISCHARGE HOSE FLNG CPLNG 10X50	\$52	\$140	\$392
920	7303	PVC DISCHARGE HOSE CAM CPLNG 2X50	\$7	\$21	\$63
920	7306	PVC DISCHARGE HOSE CAM CPLNG 3X50	\$11	\$32	\$96
920	7309	PVC DISCHARGE HOSE CAM CPLNG 4X50	\$16	\$48	\$143
920	7312	PVC DISCHARGE HOSE CAM CPLNG 6X50	\$58	\$147	\$313
920	7341	PVC DISCHARGE HOSE BAUER CPLNG 12X50	\$90	\$268	\$805
920	7402	RUBBER DISCHARGE HOSE CAM CPLNG 2X25	\$11	\$20	\$41

Omnia Gold

*Customer agrees to keep confidential the information contained herein and not to reproduce or disclose any such information, in whole or in part, to any individual or entity, without the prior written consent of Herc Rentals. Customer and Herc hereby agree to the equipment and pricing as detailed herein and unless otherwise exempt, Customer agrees to be responsible for all applicable fees and charges as published at HercRentals.com, including, without limitation, environmental and emissions, refueling, vehicle licensing fees, preventative maintenance and transportation charges. Any equipment that is ordered by or on behalf of Customer locally at a Herc branch or other such location, that is not on the list of equipment in this schedule, will be negotiated locally at time of rental, up to an amount not to exceed the then-current list price for a standard rental shift, plus any additional hours, as published at HercRentals.com. Herc may at its sole discretion modify or terminate any pricing herein with 30 days notice to customer.*

**PRINT DATE: Friday, October 30, 2020**



**AFFECTED REGIONS / BRANCHES**

US National (Excluding Hawaii, North Dakota &amp; Midland)

Exhibit A

**EFFECTIVE DATES: FROM: 01/01/2021 THROUGH: 12/31/2021****Pricing Schedule #:**

<b>CAT-CLASS DESCRIPTION</b>			<b>DAY</b>	<b>WEEK</b>	<b>MONTH</b>
<b>BULK &amp; MISCELLANEOUS</b>					
920	7403	RUBBER DISCHARGE HOSE CAM CPLNG 2X50	\$15	\$33	\$71
920	7406	RUBBER DISCHARGE HOSE CAM CPLNG 3X50	\$14	\$31	\$83
920	7408	RUBBER DISCHARGE HOSE CAM CPLNG 4X25	\$13	\$33	\$79
920	7409	RUBBER DISCHARGE HOSE CAM CPLNG 4X50	\$28	\$66	\$154
920	7412	RUBBER DISCHARGE HOSE CAM CPLNG 6X50	\$71	\$150	\$369
920	7435	RUBBER DISCHARGE HOSE BAUER CPLNG 8X50	\$53	\$126	\$331
920	7455	RUBBER DISCHARGE HOSE PIN CPLNG 3X25	\$9	\$22	\$59
920	7515	RUBBER DISCHARGE HOSE FLNG CPLNG 8X50	\$108	\$324	\$968
920	7518	RUBBER DISCHARGE HOSE FLNG CPLNG 10X50	\$109	\$323	\$989
920	7521	RUBBER DISCHARGE HOSE FLNG CPLNG 12X50	\$180	\$540	\$1,620
920	7705	OIL SUCT/DISCH HOSE FLNG CPLNG 2X20	\$39	\$115	\$342
920	7715	OIL SUCT/DISCH HOSE FLNG CPLNG 3X20	\$42	\$130	\$389
920	7720	OIL SUCT/DISCH HOSE 4XSPECIAL LE	\$45	\$132	\$391
920	7725	OIL SUCT/DISCH HOSE FLNG CPLNG 4X20	\$60	\$120	\$225
920	7735	OIL SUCT/DISCH HOSE FLNG CPLNG 6X20	\$63	\$190	\$400
920	7745	OIL SUCT/DISCH HOSE FLNG CPLNG 8X20	\$72	\$214	\$500
920	7755	OIL SUCT/DISCH HOSE FLNG CPLNG 10X20	\$92	\$275	\$600
920	7762	OIL SUCT/DISCH HOSE FLNG CPLNG 12X10	\$107	\$317	\$700
920	7765	OIL SUCT/DISCH HOSE FLNG CPLNG 12X20	\$115	\$343	\$1,029
920	7772	OIL SUCT/DISCH HOSE FLNG CPLNG 14X10	\$115	\$345	\$1,031
920	7903	STAINLESS STEEL HOSE MNPT CPLNG 3/4X50	\$11	\$34	\$101
920	7905	STAINLESS STEEL HOSE 1X20	\$16	\$44	\$88
920	7910	STAINLESS STEEL HOSE 1X50	\$26	\$65	\$161
920	7915	STAINLESS STEEL HOSE 2X20	\$37	\$109	\$321
920	7916	STAINLESS STEEL HOSE 2X20 W/300# FLNG	\$41	\$122	\$365
920	7925	STAINLESS STEEL HOSE 3X20	\$42	\$128	\$385
920	7933	STAINLESS STEEL HOSE 4X10	\$23	\$71	\$212
920	7935	STAINLESS STEEL HOSE 4X20	\$55	\$165	\$494
920	7943	STAINLESS STEEL HOSE 6X10	\$68	\$203	\$608
920	7945	STAINLESS STEEL HOSE 6X20	\$73	\$220	\$654
920	7955	STAINLESS STEEL HOSE 8X20	\$92	\$265	\$791
920	7975	STAINLESS STEEL HOSE 12X20	\$96	\$290	\$844
920	8144	HYDRAULIC HOSE 1X50	\$36	\$106	\$317
920	8154	HYDRAULIC HOSE 1-1/4X50	\$25	\$75	\$220
920	8164	HYDRAULIC HOSE 1-1/2X50	\$33	\$93	\$281
920	8225	CARBON STEEL HOSE W/FLANGE 6X20	\$83	\$165	\$322
920	8230	CARBON STEEL HOSE W/FLANGE 8X20	\$108	\$216	\$419
920	8458	RUBBER WATER HOSE W/GH FTGS 3/4X50	\$5	\$16	\$48
920	9012	SINGLE SIZE TEST PIPE PLUG 8	\$4	\$14	\$35
920	9024	SINGLE SIZE TEST PIPE PLUG 24	\$81	\$239	\$720
920	9062	MULTI SIZE TEST BALL UP TO 12	\$53	\$150	\$453

Omnia Gold

**Customer agrees to keep confidential the information contained herein and not to reproduce or disclose any such information, in whole or in part, to any individual or entity, without the prior written consent of Herc Rentals. Customer and Herc hereby agree to the equipment and pricing as detailed herein and unless otherwise exempt, Customer agrees to be responsible for all applicable fees and charges as published at HercRentals.com, including, without limitation, environmental and emissions, refueling, vehicle licensing fees, preventative maintenance and transportation charges. Any equipment that is ordered by or on behalf of Customer locally at a Herc branch or other such location, that is not on the list of equipment in this schedule, will be negotiated locally at time of rental, up to an amount not to exceed the then-current list price for a standard rental shift, plus any additional hours, as published at HercRentals.com. Herc may at its sole discretion modify or terminate any pricing herein with 30 days notice to customer.**

**PRINT DATE: Friday, October 30, 2020**



**AFFECTED REGIONS / BRANCHES**

US National (Excluding Hawaii, North Dakota &amp; Midland)

Exhibit A

**EFFECTIVE DATES: FROM: 01/01/2021 THROUGH: 12/31/2021****Pricing Schedule #:**

<b>CAT-CLASS DESCRIPTION</b>			<b>DAY</b>	<b>WEEK</b>	<b>MONTH</b>
<b>BULK &amp; MISCELLANEOUS</b>					
920	9066	MULTI SIZE TEST BALL UP TO 18	\$56	\$165	\$495
920	9068	MULTI SIZE TEST BALL UP TO 24	\$20	\$57	\$168
920	9072	MULTI SIZE TEST BALL UP TO 36	\$21	\$60	\$162
920	9074	MULTI SIZE TEST BALL UP TO 48	\$239	\$788	\$2,363
920	9162	TEST BALL LIFT LINE W/HOSE & GAUGES	\$32	\$95	\$284
921	1088	PCS OF ALUM PIPE 8X40 VICTAULIC	\$70	\$203	\$414
921	1128	PCS OF ALUM PIPE 12X40 VICTAULIC	\$86	\$266	\$531
921	1518	PCS OF CERTALOK PVC PIPING 6X20	\$5	\$13	\$13
921	1568	PCS OF CERTALOK PVC PIPING 12X20	\$14	\$19	\$38
921	1814	FT OF FUSEABLE HDPE PIPE 8	\$3	\$3	\$7
921	1816	FT OF FUSEABLE HDPE PIPE 10	\$3	\$3	\$7
921	1818	FT OF FUSEABLE HDPE PIPE 12	\$3	\$3	\$7
921	1820	FT OF FUSEABLE HDPE PIPE 14	\$3	\$3	\$7
921	1822	FT OF FUSEABLE HDPE PIPE 16	\$3	\$3	\$7
921	1824	FT OF FUSEABLE HDPE PIPE 18	\$3	\$3	\$7
921	1826	FT OF FUSEABLE HDPE PIPE 20	\$3	\$3	\$7
921	1854	HDPE PIPE W/BAUER CPLNG 6X20	\$15	\$30	\$65
921	1862	HDPE PIPE W/BAUER CPLNG 8X20	\$18	\$36	\$77
921	1924	HDPE PIPE W/FLANGE CPLNGS 8X40	\$20	\$40	\$120
921	1942	HDPE PIPE W/FLANGE CPLNG 12X40	\$30	\$63	\$150
921	1986	HDPE PIPE W/FLANGE CPLNG 24X50	\$175	\$500	\$1,250
921	2150	HDPE FLOAT TEE PIPE W/STRAINER 4	\$14	\$36	\$99
921	2152	HDPE FLOAT TEE PIPE W/ STRAINER 6	\$14	\$41	\$127
921	2156	HDPE FLOAT TEE PIPE W/ STRAINER 12	\$24	\$62	\$183
921	2164	HDPE FLOAT TEE PIPE W/ STRAINER 20	\$30	\$51	\$138
921	2168	HDPE FLOAT TEE PIPE W/ STRAINER 24	\$72	\$117	\$284
921	2180	HDPE FLOAT PIPE W/8 STRNR 8 FLNG	\$30	\$87	\$258
921	2188	HDPE RDC FLOAT PIPE W/16 STRNR 14 FLNG	\$46	\$142	\$424
921	2192	HDPE RDC FLOAT PIPE W/18 STRNR 12 FLNG	\$29	\$63	\$184
921	2228	HDPE FITTING 12X90 DEG	\$56	\$110	\$189
921	2238	HDPE FITTING 18X90 DEG	\$107	\$319	\$960
921	2270	HDPE TEE 12 INPUT BY VARIOUS OUTPUT	\$190	\$568	\$1,703
921	2530	PCS GALV STL PIPE W/BAUER CPLNG 8X20	\$63	\$67	\$74
921	2546	PCS GALV STL PIPE W/BAUER CPLNG 12X10	\$52	\$52	\$60
921	2584	BAUER ELBOW 6X45 DEG	\$16	\$46	\$135
921	2586	BAUER ELBOW 6X90 DEG	\$16	\$48	\$139
925	1714	AIR HOSE ASSY 3/8X50 CRWFT CPLNG	\$5	\$16	\$49
925	1715	AIR HOSE ASSY 3/8X50 QD CPLNG	\$11	\$28	\$59
925	1734	AIR HOSE ASSY 3/4X50 CRWFT CPLNG	\$7	\$21	\$63
925	1735	AIR HOSE ASSY 3/4X50 THOR CPLNG	\$18	\$51	\$86
925	1802	AIR HOSE ASSY 2X25	\$10	\$30	\$90

Omnia Gold

**Customer agrees to keep confidential the information contained herein and not to reproduce or disclose any such information, in whole or in part, to any individual or entity, without the prior written consent of Herc Rentals. Customer and Herc hereby agree to the equipment and pricing as detailed herein and unless otherwise exempt, Customer agrees to be responsible for all applicable fees and charges as published at HercRentals.com, including, without limitation, environmental and emissions, refueling, vehicle licensing fees, preventative maintenance and transportation charges. Any equipment that is ordered by or on behalf of Customer locally at a Herc branch or other such location, that is not on the list of equipment in this schedule, will be negotiated locally at time of rental, up to an amount not to exceed the then-current list price for a standard rental shift, plus any additional hours, as published at HercRentals.com. Herc may at its sole discretion modify or terminate any pricing herein with 30 days notice to customer.**

**PRINT DATE: Friday, October 30, 2020**

**AFFECTED REGIONS / BRANCHES**

US National (Excluding Hawaii, North Dakota &amp; Midland)

Exhibit A

**EFFECTIVE DATES: FROM: 01/01/2021 THROUGH: 12/31/2021****Pricing Schedule #:**

<b>CAT-CLASS DESCRIPTION</b>			<b>DAY</b>	<b>WEEK</b>	<b>MONTH</b>
<b>BULK &amp; MISCELLANEOUS</b>					
925	1808	AIR HOSE ASSY 2X25 HI PRESSURE	\$10	\$30	\$90
925	1811	AIR HOSE ASSY 2X50	\$15	\$45	\$125
925	1814	AIR HOSE ASSY 2X50 HI PRESSURE	\$15	\$45	\$125
925	1823	AIR HOSE ASSY 3X25	\$20	\$60	\$168
925	1829	AIR HOSE ASSY 3X25 HI PRESSURE	\$25	\$60	\$168
925	1832	AIR HOSE ASSY 3X50	\$35	\$80	\$200
925	1835	AIR HOSE ASSY 3X50 HI PRESSURE	\$35	\$80	\$200
925	2019	WHIP HOSE W/INLINE OILER 1/2	\$7	\$15	\$39
925	2103	WHIPCHECK CABLE H/H 1/2 TO 1-1/4	\$8	\$15	\$27
925	2173	AIR MANIFOLD 15 GAL W/8 OUTLETS	\$38	\$117	\$334
925	3210	AIRMOVER AXIAL VENT BLOWER 12 IN ELEC	\$32	\$126	\$284
925	3260	AIRMOVER CARPET DRYER	\$23	\$90	\$203
925	3263	AXIAL FAN 25"	\$50	\$149	\$392
925	3265	HI VELOCITY AXIAL FAN 24-25"	\$23	\$68	\$203
925	3456	LPG/NG HEATER HOSE 1X50	\$13	\$34	\$95
925	3523	PROPANE RADIANT HEATER TANK TOP	\$10	\$16	\$30
930	0100	TRASH CHUTE 30X4	\$19	\$39	\$80
930	2016	MULTI POSITION CART F/ROTARY HAMMER	\$32	\$95	\$338
930	2070	UTILITY CART/TRAILER NHS 4X6	\$33	\$95	\$178
930	2073	TILT DEBRIS CART 1/2 CU YD	\$32	\$93	\$270
930	2076	TILT DEBRIS CART 1 CU YD	\$36	\$128	\$336
930	2078	DRYWALL/PANEL CART	\$28	\$82	\$235
930	2220	HAND DOLLY W/O STRAP 400-700# CAP	\$13	\$25	\$53
930	2222	APPLIANCE DOLLY W/STRAP 500-700# CAP	\$19	\$42	\$103
930	2236	FURNITURE/PIANO DOLLY 4 SWIVEL WHEEL	\$20	\$50	\$110
930	2274	PALLET JACK	\$25	\$78	\$215
930	3006	HYDRAULIC BOTTLE JACK 12T	\$7	\$22	\$65
930	3015	HYDRAULIC BOTTLE JACK 22T	\$11	\$32	\$97
930	3060	HYDRAULIC TOE JACK 10T	\$27	\$68	\$203
930	3076	SCREW BOTTLE JACK 20 TON	\$11	\$32	\$97
930	3404	BEAM CLAMP F/4-12 BEAM 3T CAP	\$33	\$88	\$244
930	3406	BEAM CLAMP F/4-12 BEAM 5T CAP	\$40	\$119	\$351
930	4016	ALUMINUM EXTENSION LADDER 32	\$27	\$81	\$243
930	4020	ALUMINUM EXTENSION LADDER 40	\$36	\$108	\$324
930	4068	WIDE STANCE ADJ LEG FBR EXT LADDER 24FT	\$30	\$85	\$255
930	4072	WIDE STANCE ADJ LEG FBR EXT LADDER 28FT	\$30	\$85	\$255
930	4074	FIBERGLASS EXTENSION LADDER 32	\$32	\$95	\$284
930	4082	FIBERGLASS EXTENSION LADDER 40	\$45	\$135	\$405
930	4084	WIDE STANCE ADJ LEG FBR EXT LADDER 40FT	\$50	\$150	\$445
930	4162	FIBERGLASS STEP LADDER 12	\$32	\$95	\$284
930	4166	FIBERGLASS STEP LADDER 16	\$45	\$135	\$405

Omnia Gold

*Customer agrees to keep confidential the information contained herein and not to reproduce or disclose any such information, in whole or in part, to any individual or entity, without the prior written consent of Herc Rentals. Customer and Herc hereby agree to the equipment and pricing as detailed herein and unless otherwise exempt, Customer agrees to be responsible for all applicable fees and charges as published at HercRentals.com, including, without limitation, environmental and emissions, refueling, vehicle licensing fees, preventative maintenance and transportation charges. Any equipment that is ordered by or on behalf of Customer locally at a Herc branch or other such location, that is not on the list of equipment in this schedule, will be negotiated locally at time of rental, up to an amount not to exceed the then-current list price for a standard rental shift, plus any additional hours, as published at HercRentals.com. Herc may at its sole discretion modify or terminate any pricing herein with 30 days notice to customer.*

**PRINT DATE: Friday, October 30, 2020**

**AFFECTED REGIONS / BRANCHES**

US National (Excluding Hawaii, North Dakota &amp; Midland)

Exhibit A

**EFFECTIVE DATES: FROM: 01/01/2021 THROUGH: 12/31/2021****Pricing Schedule #:**

<b>CAT-CLASS DESCRIPTION</b>			<b>DAY</b>	<b>WEEK</b>	<b>MONTH</b>
<b>BULK &amp; MISCELLANEOUS</b>					
930	4244	FIBERGLASS STEP LADDER W/CAGE 4FT	\$20	\$60	\$170
930	4246	FIBERGLASS STEP LADDER W/CAGE 6FT	\$20	\$60	\$170
930	4248	FIBERGLASS STEP LADDER W/CAGE 8FT	\$25	\$75	\$215
930	4250	FIBERGLASS STEP LADDER W/CAGE 10FT	\$30	\$85	\$255
930	4252	ADJ FBR STEP CAGE LADDER W/WHL 5-9FT	\$25	\$80	\$245
930	4254	ADJ FBR STEP CAGE LADDER W/WHL 8-14FT	\$30	\$90	\$270
930	4256	SECTIONS OF TANK LADDER 5	\$9	\$18	\$50
930	4310	ALUMINUM LADDER PLANK 16	\$23	\$68	\$203
930	4312	ALUMINUM LADDER PLANK 20	\$29	\$81	\$233
930	4314	ALUMINUM LADDER PLANK 24	\$32	\$95	\$284
930	6010	SET OF PALLET FORKS 72 CL2	\$41	\$98	\$277
930	6030	SET OF PALLET FORKS 72 CL3	\$44	\$109	\$244
930	6036	SET OF PALLET FORKS 96 CL3	\$35	\$100	\$272
930	6073	FORK EXTENSION 72	\$30	\$77	\$217
930	6076	FORK EXTENSION 96 (BLUE)	\$22	\$66	\$177
930	6080	SET OF PALLET FORKS F/BUCKETS	\$38	\$99	\$241
930	6095	CARPET POLE ATTACHMENT	\$24	\$77	\$220
930	6140	TELEHANDLER BLOCK FORK 48	\$29	\$61	\$130
930	6160	SKIDSTEER FORK FRAME CL2	\$42	\$124	\$305
930	6164	SKIDSTEER FRAME & FORK SET 42	\$45	\$108	\$318
930	6166	SKIDSTEER FRAME & FORK SET 48 CL2	\$42	\$105	\$250
930	6250	LIFT-N-TOW F/FORKLIFT VAR CAP 4-10K HOOK	\$18	\$72	\$135
930	6252	SWIVEL LIFTING HOOK F/FORKLIFT VAR CAP	\$73	\$206	\$522
930	6260	BOOM ARM F/HANDLER 8-15 4K MAX	\$108	\$225	\$720
930	6265	TELESCOPING BOOM F/FORKLIFT 42-139	\$86	\$221	\$629
930	6267	AERIAL LIFT CRIBBING BLOCK 0-8 STEP	\$25	\$50	\$150
930	6272	GLASS PANEL CRADLE KIT F/BOOM LIFT	\$37	\$83	\$164
930	6281	PLATFORM RAIL PADDING F/AERIAL LIFT	\$120	\$120	\$120
930	6510	SOLID TIRE F/SKIDSTEER	\$69	\$167	\$411
930	6524	TURF/FLOAT TIRE F/TELEHANDLER	\$38	\$167	\$338
930	7636	FORK SLIP ON BUCKET SMOOTH 72IN 1-1/2YD	\$28	\$112	\$323
930	7642	FORK SLIP ON BUCKET SMOOTH 96IN 1-3/4YD	\$45	\$113	\$297
930	7761	SKIDSTEER/CRAWLER BUCKET SMOOTH 66-68IN	\$51	\$145	\$360
930	7763	SKIDSTEER/CRAWLER BUCKET SMOOTH 72-74IN	\$51	\$145	\$360
930	7778	SKIDSTEER/CRAWLER BUCKET TOOTH 66-68IN	\$51	\$145	\$360
930	7781	SKIDSTEER/CRAWLER BUCKET TOOTH 72-74IN	\$51	\$145	\$360
930	7796	SKIDSTEER SCREENING RAKE/BUCKET 72-78	\$51	\$145	\$360
930	7912	EXCAVATOR THUMB ATTACHMENT HYDRAULIC	\$51	\$145	\$360
930	9110	GROUND PROTECTION MAT 4X8 DUAL SIDE	\$18	\$36	\$50
930	9115	GROUND PROTECTION MAT 10X7 DUAL SIDE	\$37	\$48	\$104
930	9117	GROUND PROTECTION MAT HD 14X7 DUAL SIDE	\$41	\$50	\$108

Omnia Gold

**Customer agrees to keep confidential the information contained herein and not to reproduce or disclose any such information, in whole or in part, to any individual or entity, without the prior written consent of Herc Rentals. Customer and Herc hereby agree to the equipment and pricing as detailed herein and unless otherwise exempt, Customer agrees to be responsible for all applicable fees and charges as published at HercRentals.com, including, without limitation, environmental and emissions, refueling, vehicle licensing fees, preventative maintenance and transportation charges. Any equipment that is ordered by or on behalf of Customer locally at a Herc branch or other such location, that is not on the list of equipment in this schedule, will be negotiated locally at time of rental, up to an amount not to exceed the then-current list price for a standard rental shift, plus any additional hours, as published at HercRentals.com. Herc may at its sole discretion modify or terminate any pricing herein with 30 days notice to customer.**

**PRINT DATE: Friday, October 30, 2020**

**AFFECTED REGIONS / BRANCHES**

US National (Excluding Hawaii, North Dakota &amp; Midland)

Exhibit A

**EFFECTIVE DATES: FROM: 01/01/2021 THROUGH: 12/31/2021****Pricing Schedule #:**

<b>CAT-CLASS DESCRIPTION</b>			<b>DAY</b>	<b>WEEK</b>	<b>MONTH</b>
<b>BULK &amp; MISCELLANEOUS</b>					
930	9130	GROUND PROTECTION MAT TOOL KIT	\$22	\$62	\$176
930	9140	GROUND MAT RAMP F/10X7 36 UNDER FLANGE	\$5	\$9	\$18
930	9141	GROUND MAT RAMP F/10X7 36 OVER FLANGE	\$5	\$9	\$18
930	9522	SUCTION CUP 8	\$19	\$41	\$85
931	5002	SCAFFOLD STEP FRAME 1-5/8 5X3	\$6	\$11	\$28
931	5004	SCAFFOLD STEP FRAME 1-5/8 5X5	\$9	\$14	\$26
931	5028	SCAFFOLD LADDER FRAME 1-5/8 28X6	\$6	\$11	\$29
931	5035	SCAFFOLD WALK THRU FRAME 1-5/8 5X6.5	\$5	\$8	\$24
931	5050	SCAFFOLD CROSS BRACE W/HOLE 7X27 SPACE	\$2	\$5	\$10
931	5054	SCAFFOLD CROSS BRACE W/HOLE 10X27 SPACE	\$1	\$4	\$9
931	5056	SCAFFOLD CROSS BRACE W/NOTCH 10X27 SPACE	\$6	\$7	\$11
931	5092	SCAFFOLD OUTRIGGER 30	\$3	\$7	\$11
931	5103	SCAFFOLD LEVELING JACK W/O BASE PLATE	\$4	\$6	\$12
931	5106	SCAFFOLD LEVELING JACK W/BASE PLATE	\$7	\$9	\$16
931	5142	SCAFFOLD END SAFETY PANEL W/TOEBOARD 5	\$3	\$7	\$12
931	5146	SCAFFOLD SIDE SAFETY PANEL 7	\$3	\$8	\$16
931	5148	SCAFFOLD SIDE SAFETY PANEL 10	\$3	\$7	\$12
931	5156	SCAFFOLD SIDE TOEBOARD 7	\$2	\$4	\$11
931	5160	SCAFFOLD SIDE TOEBOARD 10	\$2	\$6	\$15
931	5176	SCAFFOLD CASTER 8	\$6	\$9	\$17
931	5190	SHORING POST ADJ 6-10 FT	\$19	\$39	\$70
931	5193	SHORING POST ADJ 7-11 FT	\$20	\$41	\$69
931	5210	SCAFFOLD WALKBOARD 7	\$6	\$12	\$31
931	5215	SCAFFOLD WALKBOARD 10	\$11	\$20	\$40
931	5250	UTILITY SCAFFOLD FRAME 65X29	\$10	\$16	\$31
931	5252	UTILITY SCAFFOLD ARM BRACE 6	\$7	\$12	\$24
931	5254	UTILITY SCAFFOLD CASTER 5	\$2	\$3	\$9
931	5260	UTILITY SCAFFOLD DECK WOOD 6	\$8	\$17	\$30
931	5408	EA POLE F/ALUM PUMP JACK SYST 24	\$16	\$45	\$117
931	5410	EA PUMP JACK F/ALUM PUMP JACK SYST	\$17	\$66	\$165
931	5423	NEST ALUM LADDER PLANK 20X16	\$22	\$88	\$219
931	5426	NEST ALUM LADDER PLANK 20X24	\$27	\$98	\$239

Omnia Gold

*Customer agrees to keep confidential the information contained herein and not to reproduce or disclose any such information, in whole or in part, to any individual or entity, without the prior written consent of Herc Rentals. Customer and Herc hereby agree to the equipment and pricing as detailed herein and unless otherwise exempt, Customer agrees to be responsible for all applicable fees and charges as published at HercRentals.com, including, without limitation, environmental and emissions, refueling, vehicle licensing fees, preventative maintenance and transportation charges. Any equipment that is ordered by or on behalf of Customer locally at a Herc branch or other such location, that is not on the list of equipment in this schedule, will be negotiated locally at time of rental, up to an amount not to exceed the then-current list price for a standard rental shift, plus any additional hours, as published at HercRentals.com. Herc may at its sole discretion modify or terminate any pricing herein with 30 days notice to customer.*

**PRINT DATE: Friday, October 30, 2020**

**AFFECTED REGIONS / BRANCHES**

US National (Excluding Hawaii, North Dakota &amp; Midland)

Exhibit A

**EFFECTIVE DATES: FROM: 01/01/2021 THROUGH: 12/31/2021****Pricing Schedule #:****CAT-CLASS DESCRIPTION****DAY****WEEK****MONTH****ADDITIONAL INFORMATION / TERMS:**

Mileage allowances and fees will default to the standard policy at the supplying branch.

**BILLING:** 30 day**DELIVERY:** \$125 per hour, per truck load, each way. Tolls and permits not included.

Outside hauling and/or after hour deliveries when required and approved by renting agency to be negotiated at time of rental.

Upon customer request and approval additional fees may apply if it is necessary for Herc to ship in equipment from outside the serving market.

**FUEL:** Refueling service Herc branch posted charges will apply if refueling is required during or at the end of the rental**ADDITIONAL INFO:** Customer to be exempt from Emissions and Environmental Surcharge.

Customer to be exempt from Vehicle Licensing Fee.

Customer to be exempt from Transportation Services Surcharge.

## Training

Material Handling and Aerial Work Platforms - \$150 per student.

ProControl training will be provided at no charge

## Loss of Use

Loss of use will be charged when a piece of equipment is unavailable for rental due to customer damage. The charges will be the contract rental charges and the amount of time will be equal to the time between the damage occurring and the unit being available for rental to the same or different customer.

## Cleaning

For appropriate and supportable cleaning charges, cleaning will be \$50 per hour and parts (decals) at cost plus 20% if customer is unable to self-perform this task in the event the equipment encountered harsh environments

## Set Up Fee

Equipment Set Up Fees - Solutions

Herc Personnel - Posted Shop Labor Rate

Herc Personnel Overtime - Posted Shop Labor Rate times 1.5

## Damage Charges

Labor - Posted Shop Labor rate

Parts - Cost plus 20%

Outside labor and repairs - Cost plus 20% for all 3rd party charges

GPS - \$40 per unit for telematics if requested by customer

## Rental Protection Plan

Herc offers Rental Protection Plan services either when a customer does not possess insurance, or they want to avoid further protection against their deductible. Charges will apply unless a valid COI is on file with HERC. To avoid RPP charges Certificate of Insurance must be on file during the time of rental

Herc Personnel

Omnia Gold

**Customer agrees to keep confidential the information contained herein and not to reproduce or disclose any such information, in whole or in part, to any individual or entity, without the prior written consent of Herc Rentals. Customer and Herc hereby agree to the equipment and pricing as detailed herein and unless otherwise exempt, Customer agrees to be responsible for all applicable fees and charges as published at HercRentals.com, including, without limitation, environmental and emissions, refueling, vehicle licensing fees, preventative maintenance and transportation charges. Any equipment that is ordered by or on behalf of Customer locally at a Herc branch or other such location, that is not on the list of equipment in this schedule, will be negotiated locally at time of rental, up to an amount not to exceed the then-current list price for a standard rental shift, plus any additional hours, as published at HercRentals.com. Herc may at its sole discretion modify or terminate any pricing herein with 30 days notice to customer.**

**PRINT DATE: Friday, October 30, 2020**

**AFFECTED REGIONS / BRANCHES**

US National (Excluding Hawaii, North Dakota & Midland)

**EFFECTIVE DATES: FROM: 01/01/2021 THROUGH: 12/31/2021**

**Pricing Schedule #:**

CAT-CLASS DESCRIPTION	DAY	WEEK	MONTH
Standard Hours - Posted Shop Labor Rate Overtime Hours - Posted Shop Labor Rate times 1.5 Outside Personnel - Cost Plus 20%  Taxes--any Government mandated charges will be applied as required  Preventive Maintenance (PM) In accordance to recommended manufacturer guidelines on select generators and pumps Herc may charge PM at an hourly rate of \$1-\$4 depending on the size of equipment and usage. PM charges cover the standard maintenance included in all of our equipment at no charge but also includes load banking, pressure and flow tests, trailer testing and other services to ensure these specific units continue to operate on customer sites.  Over Meter/Allotted Hours of Use  Daily Rental Standard shift = 8 hours, additional hours 1/16th of the daily rate for daily rentals Weekly Rental Standard shift = 40 hours, additional hours 1/80th of the weekly rate for weekly rentals Monthly Rental Standard shift = 176 hours, additional hours 1/352nd of the monthly rate for monthly rentals  Herc double shift 16 hours (double hours per day) charged at 1.5X the applicable rental rate Herc triple shift 24 hours (triple hours per day) charged at 2X the applicable rental rate providing unlimited usage  Re-rent - Herc provides additional equipment procurement services when required by customer. Cost plus 20% for all 3rd party charges. Customer approval will be required for all re-rents that will be charged at cost plus 20%.			

**CUSTOMER NUMBERS**

CUSTOMER NAME	CUSTOMER NUMBER
---------------	-----------------

Omnia Gold

*Customer agrees to keep confidential the information contained herein and not to reproduce or disclose any such information, in whole or in part, to any individual or entity, without the prior written consent of Herc Rentals. Customer and Herc hereby agree to the equipment and pricing as detailed herein and unless otherwise exempt, Customer agrees to be responsible for all applicable fees and charges as published at HercRentals.com, including, without limitation, environmental and emissions, refueling, vehicle licensing fees, preventative maintenance and transportation charges. Any equipment that is ordered by or on behalf of Customer locally at a Herc branch or other such location, that is not on the list of equipment in this schedule, will be negotiated locally at time of rental, up to an amount not to exceed the then-current list price for a standard rental shift, plus any additional hours, as published at HercRentals.com. Herc may at its sole discretion modify or terminate any pricing herein with 30 days notice to customer.*

**PRINT DATE: Friday, October 30, 2020**

**AFFECTED REGIONS / BRANCHES**

US National (Excluding Hawaii, North Dakota & Midland)

Exhibit A

**EFFECTIVE DATES: FROM: 01/01/2021 THROUGH: 12/31/2021**

**Pricing Schedule #:**

**CAT-CLASS DESCRIPTION**

**DAY**

**WEEK**

**MONTH**

*Omnia Gold*

*Herc Rentals Inc.*

Signature:

Signature:

\_\_\_\_\_

\_\_\_\_\_

[Sign Name]

[Sign Name]

Name:

Name:

\_\_\_\_\_

\_\_\_\_\_

[Print Name]

[Print Name]

Title:

Title:

\_\_\_\_\_

\_\_\_\_\_

Vice President

Date:

Date:

\_\_\_\_\_

\_\_\_\_\_

Omnia Gold

*Customer agrees to keep confidential the information contained herein and not to reproduce or disclose any such information, in whole or in part, to any individual or entity, without the prior written consent of Herc Rentals. Customer and Herc hereby agree to the equipment and pricing as detailed herein and unless otherwise exempt, Customer agrees to be responsible for all applicable fees and charges as published at HercRentals.com, including, without limitation, environmental and emissions, refueling, vehicle licensing fees, preventative maintenance and transportation charges. Any equipment that is ordered by or on behalf of Customer locally at a Herc branch or other such location, that is not on the list of equipment in this schedule, will be negotiated locally at time of rental, up to an amount not to exceed the then-current list price for a standard rental shift, plus any additional hours, as published at HercRentals.com. Herc may at its sole discretion modify or terminate any pricing herein with 30 days notice to customer.*

**PRINT DATE: Friday, October 30, 2020**





# CERTIFICATE OF LIABILITY INSURANCE

DATE(MM/DD/YYYY)  
11/18/2020

THIS CERTIFICATE IS ISSUED AS A MATTER OF INFORMATION ONLY AND CONFERS NO RIGHTS UPON THE CERTIFICATE HOLDER. THIS CERTIFICATE DOES NOT AFFIRMATIVELY OR NEGATIVELY AMEND, EXTEND OR ALTER THE COVERAGE AFFORDED BY THE POLICIES BELOW. THIS CERTIFICATE OF INSURANCE DOES NOT CONSTITUTE A CONTRACT BETWEEN THE ISSUING INSURER(S), AUTHORIZED REPRESENTATIVE OR PRODUCER, AND THE CERTIFICATE HOLDER.

**IMPORTANT:** If the certificate holder is an ADDITIONAL INSURED, the policy(ies) must have ADDITIONAL INSURED provisions or be endorsed. If SUBROGATION IS WAIVED, subject to the terms and conditions of the policy, certain policies may require an endorsement. A statement on this certificate does not confer rights to the certificate holder in lieu of such endorsement(s).

<b>PRODUCER</b> Aon Risk Services South, Inc. Charlotte NC Office 1111 Metropolitan Avenue, suite 400 Charlotte NC 28204 USA	<b>CONTACT NAME:</b> PHONE (A/C. No. Ext): (866) 283-7122      FAX (A/C. No.): (800) 363-0105	
	<b>E-MAIL ADDRESS:</b>	
<b>INSURED</b> HERC Rentals Inc. 27500 Riverview Center Blvd Bonita Springs FL 34134 USA	<b>INSURER(S) AFFORDING COVERAGE</b>	
	<b>INSURER A:</b> ACE American Insurance Company	NAIC # 22667
	<b>INSURER B:</b> Indemnity Insurance Co of North America	43575
	<b>INSURER C:</b> ACE Fire Underwriters Insurance Co.	20702
	<b>INSURER D:</b> ACE Property & Casualty Insurance Co.	20699
	<b>INSURER E:</b> <b>INSURER F:</b>	

**COVERAGES**      **CERTIFICATE NUMBER:** 570084988851      **REVISION NUMBER:**

THIS IS TO CERTIFY THAT THE POLICIES OF INSURANCE LISTED BELOW HAVE BEEN ISSUED TO THE INSURED NAMED ABOVE FOR THE POLICY PERIOD INDICATED. NOTWITHSTANDING ANY REQUIREMENT, TERM OR CONDITION OF ANY CONTRACT OR OTHER DOCUMENT WITH RESPECT TO WHICH THIS CERTIFICATE MAY BE ISSUED OR MAY PERTAIN, THE INSURANCE AFFORDED BY THE POLICIES DESCRIBED HEREIN IS SUBJECT TO ALL THE TERMS, EXCLUSIONS AND CONDITIONS OF SUCH POLICIES. LIMITS SHOWN MAY HAVE BEEN REDUCED BY PAID CLAIMS. Limits shown are as requested

INSR LTR	TYPE OF INSURANCE	ADDL INSD	SUBR WVD	POLICY NUMBER	POLICY EFF (MM/DD/YYYY)	POLICY EXP (MM/DD/YYYY)	LIMITS
A	<input checked="" type="checkbox"/> COMMERCIAL GENERAL LIABILITY <input type="checkbox"/> CLAIMS-MADE <input checked="" type="checkbox"/> OCCUR  GEN'L AGGREGATE LIMIT APPLIES PER: <input type="checkbox"/> POLICY <input checked="" type="checkbox"/> PRO-JECT <input type="checkbox"/> LOC OTHER:			HDOG71447856	06/30/2020	06/30/2021	EACH OCCURRENCE \$3,000,000 DAMAGE TO RENTED PREMISES (Ea occurrence) \$500,000 MED EXP (Any one person) \$1,000 PERSONAL & ADV INJURY \$3,000,000 GENERAL AGGREGATE \$6,000,000 PRODUCTS - COMP/OP AGG \$6,000,000
A	AUTOMOBILE LIABILITY <input checked="" type="checkbox"/> ANY AUTO <input type="checkbox"/> OWNED AUTOS ONLY <input type="checkbox"/> SCHEDULED AUTOS <input type="checkbox"/> HIRED AUTOS ONLY <input type="checkbox"/> NON-OWNED AUTOS ONLY			ISA H25300828	06/30/2020	06/30/2021	COMBINED SINGLE LIMIT (Ea accident) \$5,000,000 BODILY INJURY (Per person) BODILY INJURY (Per accident) PROPERTY DAMAGE (Per accident)
D	<input checked="" type="checkbox"/> UMBRELLA LIAB <input checked="" type="checkbox"/> OCCUR <input type="checkbox"/> EXCESS LIAB <input type="checkbox"/> CLAIMS-MADE DED <input checked="" type="checkbox"/> RETENTION \$25,000			XOOG28131549005	06/30/2020	06/30/2021	EACH OCCURRENCE \$5,000,000 AGGREGATE \$5,000,000
B	WORKERS COMPENSATION AND EMPLOYERS' LIABILITY ANY PROPRIETOR / PARTNER / EXECUTIVE OFFICER/ MEMBER EXCLUDED? (Mandatory in NH) If yes, describe under DESCRIPTION OF OPERATIONS below			WLR66927416	06/30/2020	06/30/2021	<input checked="" type="checkbox"/> PER STATUTE <input type="checkbox"/> OTH
C				Workers Comp (AOS) SCFC66927337 Workers Comp (WI)	06/30/2020	06/30/2021	E.L. EACH ACCIDENT \$1,000,000 E.L. DISEASE-EA EMPLOYEE \$1,000,000 E.L. DISEASE-POLICY LIMIT \$1,000,000

DESCRIPTION OF OPERATIONS / LOCATIONS / VEHICLES (ACORD 101, Additional Remarks Schedule, may be attached if more space is required)

RE: Contract 2019000318. City of Charlotte is included as Additional Insured in accordance with the policy provisions of the General Liability, Automobile Liability and Umbrella Liability policies. General Liability and Automobile Liability policies evidenced herein are Primary and Non-Contributory to other insurance available to Additional Insured, but only in accordance with the policy's provisions. A waiver of subrogation is granted in favor of City of Charlotte in accordance with the policy provisions of the General Liability, Automobile Liability, Umbrella Liability and workers' compensation policies. Should General Liability policy be cancelled before the expiration date thereof, the policy provisions of each policy will govern how notice of cancellation may be delivered to certificate holders in accordance with the policy provisions of policy.

**CERTIFICATE HOLDER**

**CANCELLATION**

City of Charlotte 600 East Fourth Street CMGC 9th Floor Charlotte NC 28202-28250 USA	SHOULD ANY OF THE ABOVE DESCRIBED POLICIES BE CANCELLED BEFORE THE EXPIRATION DATE THEREOF, NOTICE WILL BE DELIVERED IN ACCORDANCE WITH THE POLICY PROVISIONS.  AUTHORIZED REPRESENTATIVE  
---	---

Holder Identifier :

570084988851

Certificate No :





**STATE OF NORTH CAROLINA  
COUNTY OF MECKLENBURG**

**FOURTH AMENDMENT TO THE AGREEMENT TO PROVIDE  
EQUIPMENT RENTALS AND RELATED PRODUCTS AND SERVICES**

**THIS FOURTH AMENDMENT TO THE AGREEMENT TO PROVIDE EQUIPMENT RENTALS AND RELATED PRODUCTS AND SERVICES** (this "Fourth Amendment") is made and entered into this 23rd of August 2021, by and between Herc Rentals, Inc., a corporation doing business in North Carolina (the "Company"), and the City of Charlotte, a North Carolina municipal corporation (the "City").

**Statement of Background and Intent**

- A. The City of Charlotte and the Company entered into an Agreement dated November 1, 2018 (the "Contract") pursuant to which the Company agreed to provide Equipment Rentals and Related Products and Services for the City of Charlotte.
- B. The parties amended the Contract on July 15, 2019 to incorporate an updated equipment list and gold and platinum pricing schedules.
- C. The parties amended the Contract on January 1, 2020 to incorporate an updated equipment list and gold and platinum pricing schedules.
- D. The parties amended the Contract on January 1, 2021 to incorporate an updated equipment list and gold and platinum pricing schedules and the option to recover any administrative or contract fees imposed by any Participating Public Agency.
- E. The parties now desire to amend the Contract to incorporate certain other changes.

NOW, THEREFORE, in consideration of the mutual covenants and agreements contained herein, the parties hereby agree to the following:

**A G R E E M E N T**

- 1. The terms of the Contract are restated by and incorporated into this Fourth Amendment by reference.
- 2. Defined terms used in this Fourth Amendment shall have the same meaning as are assigned to such terms in the Contract.
- 3. The Pricing Schedules in Exhibit A of the Contract is hereby replaced in its entirety due to the addition of new equipment which are attached hereto as Exhibit A.1.
- 4. Except to the extent specifically provided above, this amendment shall not be interpreted or construed as waiving any rights, obligations, remedies, or claims the parties may otherwise have under the Contract.
- 5. In all other respects and except as modified herein, the terms of the Contract shall remain in force and effect.


*[Signature Page Follows]*

Contract #: 2019000318  
Amendment #: 4  
Vendor #: 20941

IN WITNESS WHEREOF, and in acknowledgement that the parties hereto have read and understood each and every provision hereof, the parties have caused this Fourth Amendment to be executed as of the date first written above.

HERC RENTALS, INC.

CITY OF CHARLOTTE:  
CITY MANAGER'S OFFICE

BY:   
(signature)

BY: \_\_\_\_\_  
(signature)

PRINT NAME: JASON COSTERBERG

PRINT NAME: \_\_\_\_\_

TITLE: VICE PRESIDENT

TITLE: \_\_\_\_\_

DATE: 8/25/2021

DATE: \_\_\_\_\_



**Digital Contract Routing Form  
Non-Encumbered**

Date Submitted: September 02, 2021

Submitted by: Genetta Carothers

Submitter email: genetta.carothers@charlottenc.gov

Contract #: 2019000318

Amendment #: 4

Contract Name: Equipment Rentals and Related Products and Services

Vendor Legal Name: Herc Rentals, Inc.

Vendor #: 20941

zed  
per

ures, once completed, shall b  
document ider

eSigned via SeamlessDocs.com  
*Brent Cagle*  
Key: f98f2b82108208b08604836a6396b851



**EXHIBIT A.1**  
**PRICING SCHEDULE - OMNIA PLATINUM**

	<b>CAT CLASS</b>	<b>DESCRIPTION</b>	<b>MONTH</b>	<b>WEEK</b>	<b>DAY</b>
1	100-1050	ROTARY HAMMER 1/4-1 IN SDS PLUS BATT	\$304.00	\$144.00	\$41.00
2	100-1090	ROTARY HAMMER 3/16-3/4IN SDS PLUS ELEC	\$304.00	\$144.00	\$41.00
3	100-1140	ROTARY HAMMER SDS MAX COMBO 1/2-6IN ELEC	\$365.00	\$173.00	\$49.00
4	100-1150	ROTARY HAMMER SDS MAX COMBO 1/2-3IN ELEC	\$365.00	\$173.00	\$49.00
5	100-1180	ROTARY HAMMER DRILL AIR	\$243.00	\$115.00	\$32.00
6	100-1250	BREAKER 10-19LB ELEC	\$365.00	\$173.00	\$49.00
7	100-1260	BREAKER 20-29LB ELEC	\$426.00	\$202.00	\$57.00
8	100-1270	BREAKER 30-39LB ELEC	\$517.00	\$245.00	\$69.00
9	100-1290	BREAKER 50-59LB GAS	\$669.00	\$317.00	\$89.00
10	100-1300	BREAKER 60-69LB ELEC	\$608.00	\$288.00	\$81.00
11	100-1310	BREAKER 70-79LB ELEC	\$669.00	\$317.00	\$89.00
12	100-1320	CART FOR ELECTRIC BREAKER	\$395.00	\$187.00	\$53.00
13	100-1360	BREAKER 60-69 LB HYD	\$304.00	\$108.00	\$41.00
<b>14</b>	<b>100-1390</b>	<b>BREAKER 90-99 LB HYD</b>	<b>\$365.00</b>	<b>\$122.00</b>	<b>\$43.00</b>
<b>15</b>	<b>100-1400</b>	<b>CONCRETE TRANSPONTER LOCATOR BATTERY</b>	<b>\$365.00</b>	<b>\$122.00</b>	<b>\$43.00</b>
<b>16</b>	<b>100-1405</b>	<b>CONCRETE FERROSCAN REBAR DETECTOR 8IN</b>	<b>\$1,823.00</b>	<b>\$608.00</b>	<b>\$214.00</b>
17	100-1410	CONCRETE SCANNER IMAGE DETECTION SYSTEM	\$4,050.00	\$1,350.00	\$450.00
<b>18</b>	<b>100-1415</b>	<b>CONCRETE SCANNER W/LIVE WIRE DETECTION</b>	<b>\$4,860.00</b>	<b>\$1,620.00</b>	<b>\$599.00</b>
19	100-1420	CORE DRILL UP TO 3IN HAND HELD ELEC	\$577.00	\$274.00	\$77.00
20	100-1440	CORE DRILL UPTO 6IN HAND HELD/STAND ELEC	\$608.00	\$288.00	\$81.00
21	100-1470	CORE DRILL UP TO 12IN STAND ELEC	\$698.00	\$331.00	\$94.00
22	100-1480	CORE DRILL UP TO 24IN STAND HYDRAULIC	\$810.00	\$360.00	\$105.00
23	100-1520	DRILL 3/8IN ELEC	\$122.00	\$58.00	\$16.00
24	100-1550	DRILL 1/2IN ELEC	\$122.00	\$58.00	\$16.00
25	100-1570	DRILL 3/8IN BATTERY	\$122.00	\$58.00	\$16.00
<b>26</b>	<b>100-1580</b>	<b>DRILL 1/2IN BATTERY</b>	<b>\$183.00</b>	<b>\$81.00</b>	<b>\$22.00</b>
27	100-1620	CONCRETE MIXER 3-5CU. FT. ELEC	\$365.00	\$173.00	\$49.00
<b>28</b>	<b>100-1640</b>	<b>CONCRETE MIXER 6 CU. FT. ELEC</b>	<b>\$547.00</b>	<b>\$243.00</b>	<b>\$64.00</b>
<b>29</b>	<b>100-1660</b>	<b>CONCRETE MIXER 4 CU. FT. GAS</b>	<b>\$474.00</b>	<b>\$211.00</b>	<b>\$56.00</b>
30	100-1690	CONCRETE MIXER 9 CU. FT. GAS	\$577.00	\$274.00	\$77.00
31	100-1710	CONCRETE MIXER 12 CU. FT. GAS	\$638.00	\$302.00	\$86.00
32	100-1720	MORTAR MIXER 4 CU. FT. ELEC	\$395.00	\$187.00	\$53.00
33	100-1750	MORTAR MIXER 7 CU. FT. GAS	\$577.00	\$274.00	\$77.00
34	100-1770	MORTAR MIXER 9 CU. FT. GAS	\$577.00	\$274.00	\$77.00
35	100-1780	MORTAR MIXER 12 CU. FT. GAS	\$638.00	\$302.00	\$86.00
36	100-1800	TILT DEBRIS CART 3/4 CU YD BATTERY 750LB	\$446.00	\$193.00	\$64.00
37	100-1850	CONCRETE W/B PUSH BUGGY 6 CU FT	\$152.00	\$72.00	\$21.00
38	100-1860	CONCRETE W/B PUSH BUGGY 8 CU FT	\$152.00	\$72.00	\$21.00
39	100-1862	CONCRETE WHEEL POWER BUGGY 8 CU FT BATT	\$527.00	\$235.00	\$81.00
40	100-1864	CONCRETE WHEEL POWER BUGGY 10 CU FT BATT	\$842.00	\$338.00	\$135.00
41	100-1865	CONCRETE WHEEL POWER BUGGY 16 CU FT. LPG	\$1,124.00	\$533.00	\$150.00
42	100-1870	CONCRETE WHEEL POWER BUGGY 16 CU FT GAS	\$763.00	\$414.00	\$134.00
43	100-1880	CONCRETE TRACK POWER BUGGY 10 CU FT GAS	\$446.00	\$238.00	\$89.00
<b>44</b>	<b>100-1885</b>	<b>CONCRETE TRACK POWER BUGGY 12 CU FT GAS</b>	<b>\$1,124.00</b>	<b>\$533.00</b>	<b>\$150.00</b>
45	100-1890	CONCRETE TRACK POWER BUGGY 16 CU FT GAS	\$1,124.00	\$533.00	\$150.00
46	100-1900	CONCRETE BUCKET 1/2 YD	\$203.00	\$83.00	\$32.00
47	100-1905	CONCRETE BUCKET 1/3 YD	\$203.00	\$83.00	\$33.00
48	100-1910	CONCRETE BUCKET 3/4 YD	\$243.00	\$94.00	\$37.00
49	100-1920	CONCRETE BUCKET 1 YD	\$243.00	\$94.00	\$37.00
50	100-1930	CONCRETE BUCKET 1-1/2 YD	\$347.00	\$130.00	\$53.00

**EXHIBIT A.1**  
**PRICING SCHEDULE - OMNIA PLATINUM**

	<b>CAT CLASS</b>	<b>DESCRIPTION</b>	<b>MONTH</b>	<b>WEEK</b>	<b>DAY</b>
51	100-1940	CONCRETE BUCKET 2 YD	\$361.00	\$158.00	\$61.00
52	100-1950	CUTTER REBAR UP TO 1 IN	\$395.00	\$187.00	\$53.00
53	100-2110	CONCRETE VIBRATOR 1HP ELEC	\$395.00	\$187.00	\$53.00
54	100-2120	CONCRETE VIBRATOR 2HP ELEC	\$395.00	\$187.00	\$53.00
55	100-2130	CONCRETE VIBRATOR 3HP ELEC	\$395.00	\$187.00	\$53.00
56	100-2230	HIGH FREQ INTERNAL CONCRETE VIBRATOR	\$517.00	\$245.00	\$69.00
57	100-2360	CONCRETE VIBRATOR BACKPACK GAS	\$426.00	\$202.00	\$57.00
58	100-2370	CONCRETE VIBRATOR BACKPACK W/2 BATT 1CHG	\$1,102.00	\$360.00	\$112.00
59	100-2500	CONCRETE SCREED PORTABLE 10-16FT GAS	\$486.00	\$230.00	\$65.00
60	100-2550	CONCRETE TROWEL MACHINE 36IN W/B ELEC	\$406.00	\$216.00	\$61.00
61	100-2595	CONCRETE TROWEL MACHINE 24IN W/B GAS	\$517.00	\$245.00	\$69.00
62	100-2600	CONCRETE TROWEL MACHINE 36IN W/B GAS	\$517.00	\$245.00	\$69.00
63	100-2610	CONCRETE TROWEL MACHINE 46IN W/B GAS	\$577.00	\$274.00	\$77.00
64	100-2620	CONCRETE TROWEL MACHINE 48IN W/B GAS	\$577.00	\$274.00	\$77.00
65	100-2650	CONCRETE TROWEL 96IN POWER RIDE-ON GAS	\$1,519.00	\$720.00	\$203.00
<b>66</b>	<b>100-2690</b>	<b>CONCRETE CHAINSAW 18IN ELECTRIC 1 OR 3PH</b>	<b>\$401.00</b>	<b>\$178.00</b>	<b>\$47.00</b>
<b>67</b>	<b>100-2692</b>	<b>BATTERY PACK FOR CHAINSAW 480V 16AMP 3PH</b>	<b>\$972.00</b>	<b>\$486.00</b>	<b>\$171.00</b>
68	100-2700	CONCRETE CUTOFF SAW 12IN DUSTLES HH ELEC	\$365.00	\$173.00	\$49.00
69	100-2710	CONCRETE CUTOFF SAW 14IN HAND HELD ELEC	\$365.00	\$173.00	\$49.00
70	100-2720	CONCRETE CUTOFF SAW 12IN HAND HELD GAS	\$455.00	\$216.00	\$61.00
71	100-2730	CONCRETE CUTOFF SAW 14IN HAND HELD GAS	\$455.00	\$216.00	\$61.00
72	100-2740	CONCRETE CUTOFF SAW 16IN HAND HELD GAS	\$517.00	\$245.00	\$69.00
73	100-2750	CONCRETE CUTOFF SAW 14IN HAND HELD AIR	\$395.00	\$180.00	\$51.00
74	100-2775	CONCRETE CUTNBRK SAW 14IN HAND HELD ELEC	\$395.00	\$180.00	\$51.00
75	100-2780	CONCRETE CUTNBRK SAW 16IN HAND HELD GAS	\$455.00	\$216.00	\$61.00
76	100-2810	CONCRETE PUSH W/B SAW 10-19 HP GAS	\$517.00	\$245.00	\$69.00
77	100-2820	CONCRETE SELFPROP W/B SAW 10-19 HP GAS	\$760.00	\$360.00	\$102.00
78	100-2840	CONCRETE SELFPROP W/B SAW 20-29 HP GAS	\$912.00	\$432.00	\$122.00
79	100-2850	CONCRETE SELFPROP W/B SAW 30-39 HP GAS	\$1,276.00	\$612.00	\$199.00
80	100-2870	CONCRETE PUSH W/B SAW 0-9 HP ELEC	\$608.00	\$288.00	\$81.00
81	100-2880	CONCRETE SELFPROP W/B SAW 0-9 HP LPN	\$760.00	\$360.00	\$102.00
82	100-2895	CONCRETE SELFPROP W/B SAW 20-29 HP LPN	\$979.00	\$461.00	\$130.00
83	100-2910	CONCRETE SELFPROP W/B SAW 40 - 49 HP DSL	\$1,485.00	\$716.00	\$259.00
84	100-2925	CONCRETE SELFPROP W/B SAW 70 - 79 HP DSL	\$2,194.00	\$1,062.00	\$401.00
85	100-2930	CONCRETE PUSH W/B SAW 14IN BLADE AIR	\$517.00	\$245.00	\$69.00
86	100-2950	CONCRETE EARLY ENTRY SAW PUSH 6IN GAS	\$820.00	\$389.00	\$110.00
87	100-2960	CONCRETE EARLY ENTRY SAW W/B 10IN GAS	\$878.00	\$410.00	\$207.00
<b>88</b>	<b>100-2970</b>	<b>CONCRETE EARLY ENTRY SAW W/B 13.5IN GAS</b>	<b>\$1,053.00</b>	<b>\$462.00</b>	<b>\$218.00</b>
89	100-2980	CONCRETE CRACK REPAIR SAW 8IN GAS	\$392.00	\$162.00	\$61.00
90	100-3070	CONCRETE BRICK SAW 14IN ELEC	\$547.00	\$259.00	\$73.00
<b>91</b>	<b>100-3075</b>	<b>CONCRETE BRICK SAW 24IN ELEC 3PH 460V</b>	<b>\$656.00</b>	<b>\$292.00</b>	<b>\$77.00</b>
92	100-3080	CONCRETE BRICK SAW 14IN GAS	\$547.00	\$259.00	\$73.00
<b>93</b>	<b>100-3210</b>	<b>TILE AND STONE COMBICUT SAW 8IN ELEC</b>	<b>\$395.00</b>	<b>\$187.00</b>	<b>\$53.00</b>
94	100-3220	TILE AND STONE COMBICUT SAW 10IN ELEC	\$395.00	\$187.00	\$53.00
95	100-3230	TILE SAW 10IN ELEC	\$395.00	\$187.00	\$53.00
96	100-3410	CURB MOLDING MACHINE GAS	\$1,998.00	\$882.00	\$316.00
97	100-4000	FLOOR SCRAPER W/B 120LB ELEC	\$847.00	\$376.00	\$95.00
98	100-4010	FLOOR SCRAPER W/B 270LB ELEC	\$1,231.00	\$616.00	\$154.00
99	100-4020	FLOOR SCRAPER W/B 425LB ELEC	\$1,796.00	\$770.00	\$257.00
100	100-4025	FLOOR SCRAPER W/B 500LB ELEC	\$2,610.00	\$1,219.00	\$406.00



**EXHIBIT A.1**  
**PRICING SCHEDULE - OMNIA PLATINUM**

	<b>CAT CLASS</b>	<b>DESCRIPTION</b>	<b>MONTH</b>	<b>WEEK</b>	<b>DAY</b>
101	100-4028	FLOOR SCRAPER RIDE-ON 1800LB LP	\$4,950.00	\$2,565.00	\$855.00
102	100-4030	FLOOR SCRAPER RIDE-ON BATTERY 2300LB	\$4,950.00	\$2,565.00	\$855.00
103	100-4035	FLOOR SCRAPER RIDE-ON BATTERY 2800LB	\$6,755.00	\$3,330.00	\$1,155.00
104	100-4040	FLOOR SCRAPER RIDE-ON 2850LB LP	\$7,691.00	\$3,330.00	\$1,155.00
<b>105</b>	<b>100-4090</b>	<b>ROOFING SCRAPER UP TO 30IN GAS</b>	<b>\$1,985.00</b>	<b>\$770.00</b>	<b>\$300.00</b>
106	100-4100	ROLLER LINOLEUM UP TO 100 LBS	\$399.00	\$165.00	\$65.00
107	100-4220	GRINDER CONCRETE FLOOR 22IN DUAL115/230V	\$912.00	\$459.00	\$122.00
108	100-4230	GRINDER CONCRETE FLOOR 9IN SINGLE 115V	\$760.00	\$383.00	\$102.00
109	100-4235	GRINDER CONCRETE EDGE 7IN 115V 1PH	\$760.00	\$383.00	\$102.00
110	100-4236	GRINDER CONCRETE EDGE 11IN 230V 1PH	\$1,350.00	\$612.00	\$140.00
111	100-4237	GRINDER CONCRETE FLOOR 18IN SINGLE 120V	\$1,519.00	\$765.00	\$203.00
112	100-4239	GRINDER CONCRETE FLOOR 16IN 240V 1PH	\$1,519.00	\$765.00	\$203.00
113	100-4250	GRINDER CONCRETE FLOOR 10IN SINGLE GAS	\$912.00	\$459.00	\$122.00
114	100-4255	GRINDER CONCRETE FLOOR 16IN GAS	\$1,519.00	\$765.00	\$203.00
115	100-4260	GRINDER CONCRETE FLOOR 22IN DUAL GAS	\$912.00	\$459.00	\$122.00
116	100-4275	GRINDER CONCRETE FLOOR 20IN 240V 1PH	\$3,060.00	\$1,530.00	\$509.00
117	100-4280	GRINDER CONCRETE FLOOR 10IN SINGLE LP	\$793.00	\$306.00	\$97.00
118	100-4281	GRINDER CONCRETE FLOOR 26IN LPG	\$3,515.00	\$1,404.00	\$401.00
119	100-4282	GRINDER CONCRETE FLOOR 32IN 480V 3PH MAN	\$5,265.00	\$1,913.00	\$585.00
120	100-4284	GRINDER CONCRETE FLOOR 32IN 480V REMOTE	\$7,493.00	\$2,880.00	\$990.00
121	100-4286	GRINDER CONCRETE FLOOR 32IN LPG REMOTE	\$5,441.00	\$1,890.00	\$630.00
122	100-4290	GRINDER CONCRETE CEILING W/HEPA VAC 120V	\$220.00	\$134.00	\$45.00
<b>123</b>	<b>100-4295</b>	<b>CONCRETE SCARIFIER PLANER 8IN 115V</b>	<b>\$1,755.00</b>	<b>\$918.00</b>	<b>\$243.00</b>
124	100-4300	CONCRETE SCARIFIER PLANER 8IN 230V 1PH	\$1,755.00	\$918.00	\$243.00
125	100-4310	CONCRETE SCARIFIER PLANER 8IN GAS	\$1,755.00	\$918.00	\$243.00
126	100-4315	CONCRETE SCARIFIER PLANER 8IN LP	\$1,755.00	\$918.00	\$243.00
127	100-4320	CONCRETE SCARIFIER PLANER 10IN GAS	\$709.00	\$340.00	\$122.00
128	100-4400	SCABBLER HANDHELD AIR	\$372.00	\$146.00	\$49.00
129	100-4410	SCABBLER WALK BEHIND 29 IN AIR	\$908.00	\$447.00	\$203.00
130	100-4430	TRAFFIC LINE REMOVER	\$1,627.00	\$658.00	\$264.00
131	100-4460	GRINDER BENCH 8 IN ELEC	\$61.00	\$34.00	\$13.00
132	100-4490	GRINDER DIE 1-1/2 IN ELEC	\$64.00	\$32.00	\$13.00
133	100-4510	GRINDER DIE 2-1/2 IN ELEC	\$64.00	\$32.00	\$13.00
<b>134</b>	<b>100-4560</b>	<b>GRINDER POLISH DIAMOND 5IN DUSTLESS ELEC</b>	<b>\$243.00</b>	<b>\$102.00</b>	<b>\$43.00</b>
135	100-4570	GRINDER DIAMOND 6IN DUSTLESS ELEC	\$698.00	\$331.00	\$94.00
136	100-4610	SCALER PISTON AIR	\$50.00	\$19.00	\$8.00
137	100-4620	FLOOR SCALER CHISEL AIR	\$220.00	\$88.00	\$32.00
138	100-4630	SCALER NEEDLE SCALER FLUX AIR	\$122.00	\$46.00	\$16.00
139	100-4700	SHOT BLASTER CONCRETE 8 IN 120V W/B	\$1,975.00	\$1,083.00	\$345.00
140	100-4705	SHOT BLASTER CONCRETE 10IN 240V 3PH W/B	\$5,166.00	\$1,494.00	\$747.00
141	100-4720	MAGNET PULL TO PULL TOWABLE	\$1,913.00	\$869.00	\$365.00
142	100-4810	GRINDER R-ANGLE 4-1/2IN ELEC	\$64.00	\$32.00	\$13.00
143	100-4820	GRINDER RIGHT ANGLE 5 IN ELEC	\$64.00	\$32.00	\$13.00
144	100-4830	GRINDER RIGHT ANGLE 6 IN ELEC	\$64.00	\$32.00	\$13.00
145	100-4840	GRINDER RIGHT ANGLE 7 IN ELEC	\$64.00	\$32.00	\$13.00
<b>146</b>	<b>100-4850</b>	<b>GRINDER RIGHT ANGLE 9 IN ELEC</b>	<b>\$77.00</b>	<b>\$37.00</b>	<b>\$13.00</b>
147	100-4970	SANDER DISC 7 IN ELEC	\$91.00	\$43.00	\$13.00
<b>148</b>	<b>100-5010</b>	<b>SANDER ORBITAL 6IN ELEC</b>	<b>\$146.00</b>	<b>\$65.00</b>	<b>\$17.00</b>
149	100-5020	SANDER ORBITAL 12 IN FLOOR DUST CONTROL	\$365.00	\$184.00	\$49.00
<b>150</b>	<b>100-5030</b>	<b>SANDER BELT 3 IN ELEC</b>	<b>\$122.00</b>	<b>\$61.00</b>	<b>\$26.00</b>

**EXHIBIT A.1  
PRICING SCHEDULE - OMNIA PLATINUM**

	<b>CAT CLASS</b>	<b>DESCRIPTION</b>	<b>MONTH</b>	<b>WEEK</b>	<b>DAY</b>
151	<b>100-5040</b>	<b>SANDER BELT 4 IN ELEC</b>	<b>\$122.00</b>	<b>\$61.00</b>	<b>\$26.00</b>
152	100-5060	SANDER DRYWALL 9 IN HEAD 62 IN REACH	\$304.00	\$144.00	\$41.00
153	100-5150	DRY ICE BLASTING PACKAGE 40LB	\$2,078.00	\$693.00	\$278.00
154	100-5160	ABRASIVE BLASTING POT 3.5 CU FT	\$473.00	\$207.00	\$73.00
<b>155</b>	<b>100-5165</b>	<b>ABRASIVE BLASTING POT 6.5 CU FT</b>	<b>\$1,458.00</b>	<b>\$365.00</b>	<b>\$129.00</b>
156	100-5210	NAILER FLOORING AIR	\$243.00	\$115.00	\$32.00
157	100-5300	SANDER ORBITAL 12 IN FLOOR	\$365.00	\$184.00	\$49.00
158	100-5310	SANDER DRUM 8 IN ELECTRIC	\$365.00	\$184.00	\$49.00
159	100-5320	SANDER FLOOR EDGER 7 IN ELECTRIC	\$243.00	\$122.00	\$32.00
160	100-5330	SANDER ROTARY 16 IN FLOOR DUST CONTROL	\$365.00	\$184.00	\$65.00
161	100-5400	BUFFER 13IN ELECTRIC	\$212.00	\$107.00	\$29.00
162	100-5410	BUFFER 17IN ONE SPEED 175 RPM 120V	\$304.00	\$153.00	\$41.00
163	100-5420	BUFFER 20IN DUEL SPEED 175/320 RPM 120V	\$365.00	\$184.00	\$49.00
164	100-5430	BURNISHER 20IN HIGH SPEED ELECTRIC	\$365.00	\$184.00	\$49.00
<b>165</b>	<b>100-5435</b>	<b>BURNISHER 28IN HIGH SPEED LP</b>	<b>\$1,122.00</b>	<b>\$397.00</b>	<b>\$205.00</b>
166	100-5500	SPRAYER PAINT STANDARD AIRLESS	\$509.00	\$284.00	\$81.00
167	100-5510	SPRAYER PAINT MEDIUM AIRLESS	\$455.00	\$216.00	\$61.00
<b>168</b>	<b>100-5515</b>	<b>SPRAYER PAINT PAVEMENT STRIPER GAS</b>	<b>\$1,377.00</b>	<b>\$648.00</b>	<b>\$171.00</b>
169	100-5530	SPRAYER ACOUSTICAL STANDARD	\$426.00	\$202.00	\$57.00
170	100-5620	NAILER FRAMING AIR	\$183.00	\$86.00	\$24.00
171	100-5630	NAILER FINISHING AIR	\$183.00	\$86.00	\$24.00
172	100-5632	NAILER FINISHING BATTERY	\$324.00	\$144.00	\$56.00
173	100-5640	NAILER ROOFING AIR	\$183.00	\$86.00	\$24.00
174	100-5650	STAPLER FLOORING AIR	\$183.00	\$86.00	\$24.00
175	100-5670	NAILER SIDING AIR	\$183.00	\$86.00	\$24.00
176	100-5990	DRILL 3/8 IN RIGHT ANGLE ELEC	\$152.00	\$72.00	\$21.00
177	100-6000	DRILL 1/2 IN RIGHT ANGLE ELECTRIC	\$152.00	\$72.00	\$21.00
178	100-6040	DRILL GAS	\$212.00	\$101.00	\$29.00
<b>179</b>	<b>100-6050</b>	<b>DRILL TEE FORMING ELEC</b>	<b>\$648.00</b>	<b>\$239.00</b>	<b>\$95.00</b>
180	100-6100	SCREWGUN	\$68.00	\$36.00	\$13.00
181	100-6110	SCREWGUN W/ AUTO FEED	\$179.00	\$83.00	\$32.00
<b>182</b>	<b>100-6150</b>	<b>PLANER HAND HELD 1 TO 3-1/4 IN ELEC</b>	<b>\$154.00</b>	<b>\$73.00</b>	<b>\$26.00</b>
183	100-6200	PLANER BENCH 12 IN ELEC	\$331.00	\$180.00	\$61.00
184	100-6250	GUN HEAT UP TO 1000 DEGREE ELEC	\$31.00	\$14.00	\$8.00
185	100-6500	SAW JIG HAND HELD ELEC	\$31.00	\$14.00	\$8.00
186	100-6510	SAW CIRCULAR 7 1/4IN BLADE ELEC	\$122.00	\$58.00	\$16.00
187	100-6520	SAW CIRCULAR 10 1/4IN BLADE ELEC	\$183.00	\$86.00	\$24.00
188	100-6530	SAW CIRCULAR 16 IN ELEC	\$304.00	\$144.00	\$41.00
189	100-6540	SAW WORM DRIVE TYPE 7-1/4IN ELEC	\$122.00	\$58.00	\$16.00
190	100-6560	SAW RECIPROCATING HAND BATTERY	\$122.00	\$58.00	\$16.00
191	100-6570	SAW RECIPROCATING HAND ELEC	\$122.00	\$58.00	\$16.00
192	100-6620	SAW MITER SLIDE COMPOUND 12 IN ELEC	\$274.00	\$130.00	\$37.00
193	100-6640	SAW CHOP 14IN BLADE ELEC	\$243.00	\$115.00	\$32.00
194	100-6650	SAW TABLE 10IN BLADE ELEC	\$274.00	\$130.00	\$37.00
195	100-6670	SAW TOE KICK ELEC	\$183.00	\$65.00	\$24.00
<b>196</b>	<b>100-6680</b>	<b>SAW FLUSH CUT ELEC</b>	<b>\$192.00</b>	<b>\$77.00</b>	<b>\$27.00</b>
197	100-6710	SAW BANDSAW HAND ELEC	\$243.00	\$115.00	\$32.00
198	100-6810	STUD GUN FASTENER	\$274.00	\$130.00	\$37.00
<b>199</b>	<b>100-6900</b>	<b>BUFFER AUTOBODY POLISHER UP TO 9 IN ELEC</b>	<b>\$110.00</b>	<b>\$41.00</b>	<b>\$17.00</b>
200	100-7010	WALLPAPER REMOVER LARGE	\$212.00	\$101.00	\$29.00

**EXHIBIT A.1**  
**PRICING SCHEDULE - OMNIA PLATINUM**

	<b>CAT CLASS</b>	<b>DESCRIPTION</b>	<b>MONTH</b>	<b>WEEK</b>	<b>DAY</b>
201	100-7020	CARPET BONDING IRON	\$135.00	\$58.00	\$16.00
202	100-7030	SHEETROCK JACK	\$212.00	\$101.00	\$29.00
203	100-7040	SIDING BRAKE	\$85.00	\$36.00	\$16.00
204	100-7050	METAL DETECTOR FERROUS	\$243.00	\$115.00	\$32.00
205	100-7060	METAL DETECTOR TREASURE	\$122.00	\$47.00	\$16.00
206	100-7090	JEEPER PIPE INSPECTOR	\$152.00	\$54.00	\$21.00
207	100-7110	LEVEL OPTICAL TRANSIT	\$220.00	\$83.00	\$32.00
208	100-7140	LEVEL LASER PIPE	\$746.00	\$346.00	\$134.00
209	100-7160	LEVEL LASER VISIBLE	\$395.00	\$187.00	\$53.00
<b>210</b>	<b>100-7250</b>	<b>SNIFFER CONFINED SPACE 4 GAS</b>	<b>\$532.00</b>	<b>\$188.00</b>	<b>\$67.00</b>
<b>211</b>	<b>100-7515</b>	<b>CABLE BENDER HYD W/FOOT PUMP</b>	<b>\$264.00</b>	<b>\$162.00</b>	<b>\$86.00</b>
<b>212</b>	<b>100-7525</b>	<b>CABLE CUTTER 2IN HAND HELD BATTERY</b>	<b>\$365.00</b>	<b>\$122.00</b>	<b>\$43.00</b>
<b>213</b>	<b>100-7526</b>	<b>CABLE CUTTER 4IN REMOTE BATTERY</b>	<b>\$567.00</b>	<b>\$284.00</b>	<b>\$107.00</b>
214	100-7530	CONDUIT BENDING TABLE	\$360.00	\$180.00	\$90.00
215	100-8220	SAFETY CONFINED SPACE ENTRY RESCUE KIT	\$473.00	\$187.00	\$73.00
<b>216</b>	<b>100-8225</b>	<b>SIDE ENTRY SAFETY RETREIVAL SYS W/WINCH</b>	<b>\$1,215.00</b>	<b>\$434.00</b>	<b>\$167.00</b>
217	100-8230	SAFETY WINCH EVAC 50	\$152.00	\$68.00	\$24.00
218	100-8240	FALL PROTECTION SELF-RETRACTING YOYO 60	\$290.00	\$101.00	\$29.00
<b>219</b>	<b>100-8250</b>	<b>SAFETY WINCH EVAC 130</b>	<b>\$809.00</b>	<b>\$259.00</b>	<b>\$68.00</b>
<b>220</b>	<b>100-8265</b>	<b>TRAILER MOUNTED FALL PROTECTION MANUAL</b>	<b>\$2,106.00</b>	<b>\$855.00</b>	<b>\$342.00</b>
221	100-8270	TRAILER MOUNTED FALL PROTECTION ELECTRIC	\$2,106.00	\$855.00	\$342.00
222	100-8275	ALL TERRAIN MOBILE FALL PROTECTION GAS	\$4,455.00	\$1,800.00	\$725.00
<b>223</b>	<b>100-8280</b>	<b>FALL PROTECTION TOWER INDOOR PUSH/PULL</b>	<b>\$2,106.00</b>	<b>\$855.00</b>	<b>\$342.00</b>
224	100-8290	FALL PROTECTION ROLLING DECK EDGE SYSTEM	\$990.00	\$342.00	\$171.00
225	105-1605	VACUUM BACKPACK	\$185.00	\$66.00	\$22.00
226	105-1630	VACUUM WET/DRY 6-9 GALLON 135CFM	\$152.00	\$77.00	\$21.00
227	105-1650	VACUUM WET/DRY 10-15 GALLON 135CFM	\$183.00	\$92.00	\$24.00
228	105-1680	VACUUM WET/DRY W/PUMP 19 GALLON	\$401.00	\$172.00	\$61.00
229	105-1700	VACUUM WET/DRY INDUSTRIAL 55 GALLON	\$304.00	\$153.00	\$41.00
<b>230</b>	<b>105-1702</b>	<b>VACUUM WET/DRY INDUSTRIAL 55GAL QUAD AIR</b>	<b>\$729.00</b>	<b>\$243.00</b>	<b>\$86.00</b>
<b>231</b>	<b>105-1703</b>	<b>VACUUM WET/DRY 55 GALLON AIR HAZ LOC</b>	<b>\$567.00</b>	<b>\$203.00</b>	<b>\$107.00</b>
232	105-1705	VACUUM COREDRILL WATER MANAGEMENT SYSTEM	\$304.00	\$153.00	\$45.00
233	105-1715	VACUUM CANISTER DRY SILICA 150 CFM 120V	\$235.00	\$103.00	\$26.00
234	105-1720	VACUUM DROP BAG DRY SILICA 130 CFM 120V	\$235.00	\$103.00	\$26.00
235	105-1725	VACUUM CANISTER DRY SILICA 200 CFM 120V	\$342.00	\$149.00	\$39.00
236	105-1735	VACUUM DROP BAG DRY SILICA 200 CFM 120V	\$342.00	\$149.00	\$39.00
237	105-1740	VACUUM DROP BAG DRY SILICA 250 CFM 120V	\$342.00	\$149.00	\$39.00
<b>238</b>	<b>105-1743</b>	<b>VACUUM DROP BAG DRY SILICA 300 CFM 240V</b>	<b>\$675.00</b>	<b>\$293.00</b>	<b>\$77.00</b>
239	105-1744	VACUUM DROP BAG DRY SILICA 300 CFM LP	\$675.00	\$293.00	\$77.00
240	105-1745	VACUUM CANISTER DRY SILICA 300 CFM 120V	\$342.00	\$149.00	\$39.00
241	105-1746	VACUUM DROP BAG DRY SILICA 300 CFM 120V	\$342.00	\$149.00	\$39.00
242	105-1747	VACUUM DROP BAG DRY SILICA 350 CFM 480V	\$1,125.00	\$387.00	\$126.00
243	105-1749	VACUUM DROP BAG DRY SILICA 400 CFM LP	\$2,430.00	\$851.00	\$279.00
244	105-1800	VACUUM WATER EXTRACTOR W/AUTO PUMPOUT	\$455.00	\$207.00	\$73.00
245	105-1810	EXTRACTOR RIDE-ON FLOOD PUMPER	\$2,059.00	\$1,033.00	\$446.00
246	105-1820	EXTRACTOR LARGE LOSS SKID GAS	\$2,700.00	\$1,331.00	\$588.00
<b>247</b>	<b>105-1920</b>	<b>WASHER STEAMER 250 PSI 2 GPM 115 V ELEC</b>	<b>\$1,094.00</b>	<b>\$486.00</b>	<b>\$129.00</b>
248	105-2000	WASHER 1000-1999 PSI GAS	\$486.00	\$230.00	\$65.00
249	105-2010	WASHER 1000 PSI ELEC 120V 12.5-15AMP	\$486.00	\$230.00	\$65.00
250	105-2020	WASHER 2000-2999 PSI GAS	\$486.00	\$230.00	\$65.00

**EXHIBIT A.1**  
**PRICING SCHEDULE - OMNIA PLATINUM**

	<b>CAT CLASS</b>	<b>DESCRIPTION</b>	<b>MONTH</b>	<b>WEEK</b>	<b>DAY</b>
251	105-2030	WASHER 2000-2999 PSI LPN	\$486.00	\$230.00	\$65.00
252	105-2040	WASHER 3000 PSI DSL	\$729.00	\$346.00	\$97.00
253	105-2050	WASHER 3000-3999 PSI GAS	\$608.00	\$288.00	\$81.00
254	105-2060	WASHER 4000-4999 PSI GAS	\$608.00	\$288.00	\$81.00
255	105-2065	WASHER 4000 PSI DUEL WAND & ROTARY GAS	\$878.00	\$428.00	\$117.00
256	105-2070	WASHER 5000-5999 PSI GAS	\$878.00	\$403.00	\$113.00
257	105-2500	WASHER 2000-2999 PSI HOT WATER GAS	\$972.00	\$461.00	\$130.00
258	105-2505	WASHER 1000-1999 PSI HOT WATER ELEC	\$810.00	\$461.00	\$130.00
259	105-2515	WASHER 3000-3999 PSI HOT WATER GAS	\$1,094.00	\$518.00	\$146.00
260	105-2800	WASHER TRAILER MOUNTED 3000 PSI DSL	\$1,256.00	\$612.00	\$256.00
<b>261</b>	<b>105-2805</b>	<b>WASHER TRAILER NO TANK 3-4K PSI HOT GAS</b>	<b>\$1,256.00</b>	<b>\$612.00</b>	<b>\$256.00</b>
262	105-2810	WASHER TRAILER W/TANK 3-4K PSI HOT GAS	\$1,256.00	\$612.00	\$256.00
263	105-2830	WASHER TRAILER MNT 3000-3999PSI HOT DSL	\$1,256.00	\$612.00	\$256.00
264	105-2840	WASHER TRAILER MNT 4000-4999PSI COLD DSL	\$1,823.00	\$756.00	\$306.00
265	105-3000	SWEEPER CONSTRUCTION RIDE ON 3 WHEEL	\$1,364.00	\$598.00	\$251.00
266	105-3020	SWEEPER CONSTRUCTION RIDE ON 4 WHEEL CAB	\$1,890.00	\$756.00	\$304.00
267	105-3500	KOMBI POWERHEAD UNIT GAS	\$269.00	\$120.00	\$30.00
268	105-3590	SWEEPER W/B 34 IN PATH BATTERY	\$1,359.00	\$530.00	\$188.00
269	105-3596	SWEEPER W/B 36 IN PATH GAS	\$410.00	\$122.00	\$99.00
270	105-3600	SWEEPER MID-SIZED 50 IN RIDE-ON LP	\$2,160.00	\$889.00	\$324.00
271	105-3610	SWEEPER LARGE 62 IN RIDE-ON LP	\$2,340.00	\$1,094.00	\$385.00
272	105-3615	SWEEPER LARGE 62 IN RIDE-ON DSL	\$3,587.00	\$1,469.00	\$555.00
273	105-3620	SWEEPER INDUSTRIAL 66 IN RIDE ON DSL	\$5,558.00	\$2,223.00	\$779.00
<b>274</b>	<b>105-3640</b>	<b>HIGH VOLUME OUTDOOR SWEEPER DSL</b>	<b>\$9,619.00</b>	<b>\$4,617.00</b>	<b>\$1,949.00</b>
275	105-3650	LITTER VACUUM RIDE ON OUTDOOR	\$3,335.00	\$1,334.00	\$471.00
<b>276</b>	<b>105-3697</b>	<b>SWEEPER MICRO 30-34IN PATH RIDE-ON BATT</b>	<b>\$1,823.00</b>	<b>\$729.00</b>	<b>\$239.00</b>
<b>277</b>	<b>105-3700</b>	<b>SCRUBBER W/B 15 IN PATH ELECTRIC</b>	<b>\$304.00</b>	<b>\$110.00</b>	<b>\$30.00</b>
278	105-3702	SCRUBBER W/B 15 IN PATH BATTERY	\$689.00	\$266.00	\$103.00
<b>279</b>	<b>105-3710</b>	<b>SCRUBBER W/B 20 IN PATH BATTERY</b>	<b>\$1,418.00</b>	<b>\$583.00</b>	<b>\$205.00</b>
280	105-3715	SCRUBBER W/B 32 IN PATH BATTERY	\$1,710.00	\$684.00	\$239.00
281	105-3720	SCRUBBER MID-SIZED RIDE ON BATTERY	\$2,223.00	\$898.00	\$342.00
282	105-3725	SCRUBBER RIDE-ON LONG RUN BATTERY	\$3,848.00	\$1,539.00	\$599.00
283	105-3740	SCRUBBER INDUSTRIAL RIDE ON LP	\$2,858.00	\$1,231.00	\$428.00
284	105-3760	SWEEPER/SCRUBBER INDUST RIDE-ON LPG 40IN	\$3,335.00	\$1,334.00	\$471.00
<b>285</b>	<b>105-3765</b>	<b>SWEEPER/SCRUBBER INDUST RIDE-ON LPG 48IN</b>	<b>\$3,888.00</b>	<b>\$1,782.00</b>	<b>\$620.00</b>
286	105-3800	VACUUM WALK BEHIND LEAF	\$638.00	\$238.00	\$65.00
287	105-3810	CLEANER CARPET COLD WATER	\$243.00	\$122.00	\$32.00
<b>288</b>	<b>105-3815</b>	<b>CLEANER CARPET HOT WATER</b>	<b>\$365.00</b>	<b>\$162.00</b>	<b>\$43.00</b>
289	105-3820	CLEANER UPHOLSTERY	\$152.00	\$77.00	\$21.00
290	110-1530	LIGHT CART LED 150 WATT HAZ LOC	\$212.00	\$81.00	\$29.00
291	110-1550	LIGHT STAND LED 1-HEAD FLOOD	\$126.00	\$63.00	\$16.00
292	110-1553	LIGHT CART LED 200 WATT 1-HEAD	\$203.00	\$69.00	\$41.00
293	110-1555	LIGHT CART LED 400 WATT 2-HEAD	\$270.00	\$108.00	\$59.00
294	110-1560	LIGHT CART 400 WATT METAL HALIDE	\$356.00	\$135.00	\$62.00
295	110-1570	LIGHT WOBBLE LED 36IN	\$252.00	\$122.00	\$32.00
296	110-1575	LIGHT LED 360 DEGREE 115V	\$90.00	\$36.00	\$14.00
297	110-1577	LIGHT LED 360 DEGREE BATTERY	\$126.00	\$45.00	\$18.00
298	110-1580	LIGHT BALLOON LAMP LED 300/575 WATT	\$356.00	\$135.00	\$62.00
299	110-1590	LIGHT BALLOON LAMP 1000 WATT HALIDE	\$356.00	\$135.00	\$62.00
300	110-1700	LIGHT PEDESTAL 1000 WATT ELEC	\$166.00	\$72.00	\$29.00



**EXHIBIT A.1**  
**PRICING SCHEDULE - OMNIA PLATINUM**

	<b>CAT CLASS</b>	<b>DESCRIPTION</b>	<b>MONTH</b>	<b>WEEK</b>	<b>DAY</b>
301	110-1710	LIGHT PEDESTAL 2000 WATT ELEC	\$166.00	\$72.00	\$29.00
<b>302</b>	<b>110-1720</b>	<b>LIGHT CART 2000 WATT HALIDE 2-HEAD</b>	<b>\$304.00</b>	<b>\$146.00</b>	<b>\$51.00</b>
303	110-1850	LIGHT CRANE LED 450-500W	\$176.00	\$68.00	\$23.00
304	110-2000	LIGHT DROP LED 120V HAZ LOC	\$63.00	\$23.00	\$8.00
305	110-2010	LIGHT FLOOD INCAN 110V HAZ LOC ELEC	\$315.00	\$108.00	\$41.00
306	110-2015	LIGHT AREA LED W/TRIPOD HAZ LOC	\$486.00	\$162.00	\$54.00
307	110-2020	LIGHT STAND AIR 250W HAZ LOC	\$669.00	\$238.00	\$89.00
308	110-2030	LIGHT BRICK LED HAZ LOC	\$936.00	\$333.00	\$122.00
309	110-2040	LIGHT FLOOD HAZ LOC AIR	\$608.00	\$216.00	\$81.00
<b>310</b>	<b>110-2041</b>	<b>LIGHT FLOOD AIR LED HAZ LOC</b>	<b>\$729.00</b>	<b>\$243.00</b>	<b>\$86.00</b>
311	110-2043	LIGHT TUBULAR LED FOR INSPECTION HAZ LOC	\$144.00	\$41.00	\$14.00
312	110-2050	LIGHT STRING LED 100FT HAZ LOC	\$820.00	\$292.00	\$110.00
313	110-2055	LIGHT STRING 80FT LED 12V HAZ LOC	\$364.00	\$187.00	\$85.00
314	110-2080	LIGHT STRING INCAN 12V HAZ LOC	\$936.00	\$351.00	\$130.00
315	110-2100	LIGHT WORK INCAN 120V HAZ LOC	\$91.00	\$43.00	\$13.00
316	110-2110	LIGHT WORK INCAN 120V/12V HAZ LOC	\$274.00	\$130.00	\$37.00
317	115-1500	TILLER 1 HP 10IN WIDTH HAND HELD	\$243.00	\$115.00	\$32.00
318	115-1550	TILLER 4-5 HP 20-26IN WIDTH MID TINE	\$426.00	\$202.00	\$57.00
319	115-1570	TILLER 6-8 HP 18-20IN WIDTH REAR TINE	\$426.00	\$202.00	\$57.00
320	115-1590	TILLER 9-13 HP 18-20IN WIDTH REAR TINE	\$820.00	\$389.00	\$110.00
321	115-1595	TILLER 10-13 HP 20-26IN WIDTH REAR TINE	\$820.00	\$389.00	\$110.00
322	115-1610	TOPDRESSER 10 CUFT 30IN WALKBEHIND GAS	\$1,215.00	\$540.00	\$135.00
323	115-1700	SOD CUTTER 12IN CUT W/B	\$577.00	\$274.00	\$77.00
324	115-1710	SOD CUTTER 18IN CUT W/B	\$577.00	\$274.00	\$77.00
<b>325</b>	<b>115-1730</b>	<b>SOD ROLLER 30IN WALKBEHIND GAS</b>	<b>\$729.00</b>	<b>\$324.00</b>	<b>\$86.00</b>
326	115-1770	DETHATCHER 20-22IN WALKBEHIND	\$500.00	\$239.00	\$68.00
327	115-1810	AERATOR 10-19IN WIDTH WALKBEHIND	\$517.00	\$252.00	\$72.00
328	115-1820	AERATOR 20-29IN WIDTH WALKBEHIND	\$810.00	\$387.00	\$108.00
329	115-1840	AERATOR 20-29 IN WIDTH RIDE ON	\$1,733.00	\$657.00	\$198.00
330	115-1850	OVERSEEDER WALKBEHIND GAS	\$743.00	\$306.00	\$105.00
331	115-1880	HYDRO SEEDER TRAILER MNT 600-700 GALLON	\$2,840.00	\$999.00	\$383.00
332	115-1950	EDGER LAWN	\$270.00	\$144.00	\$41.00
<b>333</b>	<b>115-1955</b>	<b>EDGER LAWN WALK BEHIND</b>	<b>\$365.00</b>	<b>\$194.00</b>	<b>\$51.00</b>
334	115-1960	BED EDGER	\$523.00	\$234.00	\$77.00
335	115-2020	HEDGE TRIMMER 24IN ELEC	\$199.00	\$97.00	\$29.00
336	115-2030	HEDGE TRIMMER 30IN ELEC	\$199.00	\$97.00	\$29.00
337	115-2060	HEDGE TRIMMER 24IN GAS	\$237.00	\$130.00	\$37.00
338	115-2070	HEDGE TRIMMER 24IN ON A 42IN SHAFT GAS	\$266.00	\$140.00	\$49.00
339	115-2080	HEDGE TRIMMER 30IN GAS	\$266.00	\$140.00	\$49.00
<b>340</b>	<b>115-2180</b>	<b>MOWER HIGH WHEELED STRING TRIMMER GAS</b>	<b>\$292.00</b>	<b>\$146.00</b>	<b>\$51.00</b>
341	115-2190	MOWER LAWN 20-24IN PUSH GAS	\$183.00	\$86.00	\$24.00
342	115-2200	MOWER LAWN 20-24IN SELF PROPELLED GAS	\$243.00	\$115.00	\$32.00
343	115-2230	MOWER BRUSH 24-26IN SELF PROPELLED GAS	\$698.00	\$331.00	\$94.00
344	115-2240	MOWER LAWN 36-48IN RIDING GAS	\$790.00	\$374.00	\$105.00
345	115-2250	MOWER LAWN 49-60IN RIDING GAS	\$912.00	\$428.00	\$122.00
346	115-2260	MOWER LAWN 49-60IN RIDING DIESEL	\$1,124.00	\$533.00	\$150.00
347	115-2320	WEED EATER GAS	\$324.00	\$86.00	\$32.00
348	115-2405	RAKE POWER W/B GAS	\$673.00	\$324.00	\$86.00
349	115-2410	LEAF BLOWER HANDHELD GAS	\$122.00	\$58.00	\$16.00
350	115-2420	LEAF BLOWER BACKPACK GAS	\$212.00	\$101.00	\$29.00

**EXHIBIT A.1**  
**PRICING SCHEDULE - OMNIA PLATINUM**

	<b>CAT CLASS</b>	<b>DESCRIPTION</b>	<b>MONTH</b>	<b>WEEK</b>	<b>DAY</b>
351	115-2430	LEAF BLOWER WALKBEHIND GAS	\$334.00	\$158.00	\$45.00
352	115-2435	STRAW BLOWER 4 TON PER HOUR	\$1,048.00	\$372.00	\$120.00
353	115-2440	STRAW BLOWER 7 TON PER HOUR	\$1,068.00	\$478.00	\$205.00
<b>354</b>	<b>115-2450</b>	<b>BLOWER DEBRIS TOW BEHIND GAS</b>	<b>\$4,104.00</b>	<b>\$1,377.00</b>	<b>\$385.00</b>
355	115-2490	POSTHOLE AUGER ONE MAN GAS	\$608.00	\$288.00	\$81.00
356	115-2500	POSTHOLE AUGER ONE MAN TOWABLE GAS	\$608.00	\$288.00	\$81.00
357	115-2540	POSTHOLE AUGER TWO MAN GAS	\$608.00	\$288.00	\$81.00
358	115-2600	POST DRIVER 55LB AIR	\$608.00	\$288.00	\$81.00
359	115-2610	POST DRIVER 45LB GAS	\$608.00	\$288.00	\$81.00
360	115-2650	POST PULLER 3 TON MANUAL	\$152.00	\$54.00	\$21.00
361	115-2700	CHAIN SAW 16IN ELECTRIC	\$274.00	\$130.00	\$37.00
362	115-2754	POLE PRUNER 7IN REACH GAS	\$304.00	\$144.00	\$41.00
363	115-2755	POLE PRUNER SAW 8-12FT REACH GAS	\$334.00	\$158.00	\$45.00
364	115-2760	CHAIN SAW 14IN GAS	\$334.00	\$158.00	\$45.00
365	115-2770	CHAIN SAW 16IN GAS	\$334.00	\$158.00	\$45.00
366	115-2780	CHAIN SAW 18IN GAS	\$395.00	\$187.00	\$53.00
367	115-2790	CHAIN SAW 20IN GAS	\$395.00	\$187.00	\$53.00
368	115-2810	CHAIN SAW 25IN GAS	\$455.00	\$216.00	\$61.00
369	115-2820	CHAIN SAW 28IN GAS	\$517.00	\$245.00	\$69.00
370	115-2840	CHAIN SAW 32IN GAS	\$517.00	\$245.00	\$69.00
371	115-2890	CHAIN SAW CONCRETE 12-16IN GAS	\$773.00	\$353.00	\$102.00
372	115-2900	LOG SPLITTER 9HP 20-26 TON	\$577.00	\$274.00	\$77.00
373	115-2901	LOG SPLITTER 7-8 HP 30-34 TON	\$912.00	\$432.00	\$122.00
374	115-2970	GRILL TRAILER MOUNTED W/ROTISSURIE LPG	\$608.00	\$288.00	\$81.00
375	115-3510	BRUSH CHIPPER 6-7IN 20 - 25 HP GAS	\$1,418.00	\$702.00	\$264.00
376	115-3540	BRUSH CHIPPER 12IN 49 - 74 HP DSL	\$2,430.00	\$972.00	\$405.00
377	115-3545	BRUSH CHIPPER 12IN 49 - 90 HP GAS	\$2,430.00	\$972.00	\$405.00
378	115-3570	BRUSH CHIPPER 18IN 170 - 179 HP DSL	\$4,050.00	\$1,800.00	\$689.00
379	115-3600	STUMP GRINDER 10 - 19 HP GAS	\$1,182.00	\$540.00	\$194.00
380	115-3610	STUMP GRINDER 20 - 29 HP GAS	\$1,215.00	\$554.00	\$212.00
381	115-3640	STUMP GRINDER 60 - 69 HP DSL	\$2,228.00	\$1,188.00	\$446.00
382	115-4010	CHARGER BATTERY 1 TO 24 V	\$183.00	\$65.00	\$24.00
383	120-1520	CHIPPING HAMMER RETAINER 13-20 LB AIR	\$274.00	\$130.00	\$37.00
384	120-1540	CHIPPING HAMMER RETAINER 26-31 LB AIR	\$304.00	\$144.00	\$41.00
385	120-1610	BREAKER 30-39LB AIR	\$274.00	\$130.00	\$37.00
386	120-1620	BREAKER 40-49LB AIR	\$304.00	\$144.00	\$41.00
387	120-1640	BREAKER 60-69LB AIR	\$334.00	\$158.00	\$45.00
388	120-1660	BREAKER 90-99LB AIR	\$426.00	\$202.00	\$57.00
<b>389</b>	<b>120-1695</b>	<b>CLAY DIGGER 20-29 LB AIR</b>	<b>\$274.00</b>	<b>\$130.00</b>	<b>\$37.00</b>
390	120-1700	CLAY DIGGER 30-39 LB AIR	\$274.00	\$130.00	\$37.00
391	120-1750	ROCK DRILL 1-9 LB AIR	\$365.00	\$173.00	\$49.00
392	120-1760	ROCK DRILL 10-19 LB AIR	\$395.00	\$187.00	\$53.00
393	120-1780	ROCK DRILL 30-39 LB AIR	\$426.00	\$202.00	\$57.00
394	120-1800	ROCK DRILL 40-49 LB AIR	\$486.00	\$230.00	\$65.00
395	120-1810	ROCK DRILL 50-59 LB AIR	\$517.00	\$245.00	\$69.00
396	120-1820	ROCK DRILL 60-69 LB AIR	\$517.00	\$245.00	\$69.00
397	120-1900	ROCK SPLITTER	\$748.00	\$269.00	\$86.00
398	120-1910	ROCK SPLITTER POWER BOX	\$536.00	\$243.00	\$98.00
399	120-2010	RIVET BUSTER 6 IN STROKE	\$169.00	\$65.00	\$29.00
400	120-2020	CHIPPING HAMMER 4IN STROKE ROUND	\$169.00	\$65.00	\$29.00

**EXHIBIT A.1**  
**PRICING SCHEDULE - OMNIA PLATINUM**

	<b>CAT CLASS</b>	<b>DESCRIPTION</b>	<b>MONTH</b>	<b>WEEK</b>	<b>DAY</b>
401	120-2030	RIVET BUSTER 8IN STROKE	\$455.00	\$216.00	\$61.00
402	120-2040	RIVET BUSTER 11IN STROKE	\$486.00	\$230.00	\$65.00
403	120-3000	GRINDER BATWING 7INCH AIR	\$122.00	\$43.00	\$16.00
404	120-3010	GRINDER ANGLE 4 IN AIR	\$122.00	\$43.00	\$16.00
405	120-3020	GRINDER HORIZ 7 IN AIR	\$122.00	\$43.00	\$16.00
406	120-3025	GRINDER VERTICAL 7 IN AIR	\$113.00	\$60.00	\$17.00
407	120-3030	GRINDER STRAIGHT AIR	\$91.00	\$32.00	\$13.00
408	120-3040	GRINDER DIE RIGHT ANGLE 1/4IN AIR	\$91.00	\$32.00	\$13.00
409	120-3050	GRINDER DIE 1/4IN AIR	\$91.00	\$32.00	\$13.00
410	120-3500	DRILL HORIZ 1/2INCH AIR	\$122.00	\$43.00	\$16.00
411	120-3510	DRILL HORIZ 3/8 AIR	\$90.00	\$32.00	\$14.00
412	120-3550	CONCRETE SLAB RIDER DRILL5/8-2-1/2IN AIR	\$2,430.00	\$810.00	\$270.00
413	120-3600	SAW CIRCULAR 8 1/4INCH AIR	\$183.00	\$65.00	\$24.00
414	120-3610	SAW RECIPROCATING HAND AIR	\$220.00	\$86.00	\$32.00
415	120-3620	SAW HACK HAND HELD AIR	\$220.00	\$86.00	\$32.00
416	120-3630	SAW BAND HAND AIR	\$220.00	\$86.00	\$32.00
417	120-3640	SAW TIG AIR	\$220.00	\$86.00	\$32.00
418	120-3990	PIERCING TOOL 2 IN AIR	\$743.00	\$263.00	\$118.00
419	120-4000	PIERCING TOOL 3 IN AIR	\$1,215.00	\$432.00	\$183.00
420	120-4010	PIERCING TOOL 4 IN AIR	\$1,975.00	\$936.00	\$264.00
421	125-1200	PUMP HYDROSTATIC TEST 3000 PSI MANUAL	\$355.00	\$133.00	\$61.00
422	125-1205	PUMP HYDROSTATIC TEST 6000 PSI MANUAL	\$334.00	\$119.00	\$49.00
423	125-1210	PUMP HYDROSTATIC TEST 500 PSI ELEC	\$540.00	\$230.00	\$94.00
424	125-1220	PUMP HYDROSTATIC TEST 300 PSI GAS	\$540.00	\$230.00	\$94.00
425	125-1240	PUMP HYDROSTATIC TEST 500 PSI GAS	\$540.00	\$230.00	\$94.00
<b>426</b>	<b>125-1250</b>	<b>PUMP HYDROSTATIC TEST 3000 PSI GAS</b>	<b>\$648.00</b>	<b>\$259.00</b>	<b>\$98.00</b>
<b>427</b>	<b>125-1260</b>	<b>PUMP HYDROSTATIC TEST 3000 PSI ELEC STD</b>	<b>\$648.00</b>	<b>\$259.00</b>	<b>\$98.00</b>
428	125-1270	PUMP HYDROSTATIC TEST 3600PSI HYD STD	\$1,215.00	\$576.00	\$162.00
429	125-1290	PUMP HYDROSTATIC TEST 10000 PSI 2 STAGE	\$1,071.00	\$383.00	\$144.00
430	125-1300	PUMP HYDROSTATIC TEST 10000 PSI AIR	\$540.00	\$230.00	\$94.00
431	125-1420	PIPE SNAKE 1/2IN WIDE 75FT CABLE	\$365.00	\$173.00	\$49.00
432	125-1440	PIPE SNAKE 2IN WIDE 50FT CABLE	\$365.00	\$173.00	\$49.00
433	125-1450	PIPE SNAKE 2-4IN WIDE 100FT CBLE SELF FE	\$608.00	\$274.00	\$97.00
434	125-1460	PIPE SNAKE 1-2IN WIDE 25FT CABLE	\$169.00	\$90.00	\$37.00
435	125-1470	PIPE SNAKE 4-6IN WIDE 100FT CABLE	\$455.00	\$216.00	\$61.00
436	125-1500	SEWER JETTER ELEC	\$517.00	\$245.00	\$69.00
437	125-1510	SEWER JETTER GAS	\$557.00	\$274.00	\$102.00
438	125-1590	THERMAL IMAGING INFARED CAMERA	\$832.00	\$324.00	\$112.00
<b>439</b>	<b>125-1595</b>	<b>CAMERA SEWER 1-1/2-3 HANDHELD</b>	<b>\$486.00</b>	<b>\$284.00</b>	<b>\$129.00</b>
440	125-1600	CAMERA SEWER 3-10	\$1,215.00	\$576.00	\$162.00
441	125-1610	BURIED LINE PIPE AND CAMERA LOCATOR	\$304.00	\$144.00	\$41.00
442	125-1615	BURIED LINE TRANSMITTER NO LOCATOR	\$301.00	\$79.00	\$45.00
<b>443</b>	<b>125-1990</b>	<b>CONDUIT BENDER MECHANICAL 1 IN</b>	<b>\$279.00</b>	<b>\$140.00</b>	<b>\$37.00</b>
<b>444</b>	<b>125-1994</b>	<b>CONDUIT BENDER MECHANICAL EMT/IMC RID 2IN</b>	<b>\$1,276.00</b>	<b>\$638.00</b>	<b>\$168.00</b>
445	125-1997	PVC HEATER/BENDER 4 IN 120V	\$347.00	\$130.00	\$49.00
446	125-1998	PVC HEATER/BENDER 6 IN 230V	\$358.00	\$137.00	\$58.00
447	125-2000	CONDUIT BENDER UP TO 2 555 ELEC	\$669.00	\$238.00	\$89.00
448	125-2010	CONDUIT BENDER 2-1/2-4IN EMT/IMC/RIGID	\$1,155.00	\$547.00	\$154.00
<b>449</b>	<b>125-2015</b>	<b>CONDUIT BENDER 1/2-2 PROGRAMABLE ELEC</b>	<b>\$1,035.00</b>	<b>\$401.00</b>	<b>\$167.00</b>
450	125-2020	CONDUIT BENDER PVC/RIG/EMT/IMC 1/2-2 ELE	\$972.00	\$346.00	\$130.00



**EXHIBIT A.1**  
**PRICING SCHEDULE - OMNIA PLATINUM**

	<b>CAT CLASS</b>	<b>DESCRIPTION</b>	<b>MONTH</b>	<b>WEEK</b>	<b>DAY</b>
451	125-2025	SS TUBING BENDER 1/4-3/4 KIT W/CUTTER	\$540.00	\$270.00	\$90.00
452	125-2030	BENDER CUTTER REBAR 3/4 HYD	\$604.00	\$223.00	\$86.00
453	125-2040	BENDER REBAR 0 TO 180 HYD	\$604.00	\$223.00	\$86.00
<b>454</b>	<b>125-2050</b>	<b>REBAR TYING TOOL BATTERY</b>	<b>\$486.00</b>	<b>\$162.00</b>	<b>\$51.00</b>
<b>455</b>	<b>125-2052</b>	<b>PIPE CUTTER 258 2.5-8IN CAP ELECTRIC</b>	<b>\$365.00</b>	<b>\$223.00</b>	<b>\$107.00</b>
<b>456</b>	<b>125-2054</b>	<b>PIPE CUTTER 258XL 8-12IN CAP ELECTRIC</b>	<b>\$851.00</b>	<b>\$426.00</b>	<b>\$180.00</b>
<b>457</b>	<b>125-2060</b>	<b>PIPE CUTTER UP TO 36" AIR</b>	<b>\$2,420.00</b>	<b>\$864.00</b>	<b>\$302.00</b>
458	125-2110	PIPE CUTTER 8 STRAIGHT	\$264.00	\$130.00	\$49.00
459	125-2120	PIPE CUTTER 12 STRAIGHT	\$331.00	\$151.00	\$57.00
460	125-2130	PIPE CUTTER 16 STRAIGHT	\$388.00	\$173.00	\$65.00
<b>461</b>	<b>125-2140</b>	<b>PIPE CUTTER 20 STRAIGHT</b>	<b>\$466.00</b>	<b>\$194.00</b>	<b>\$68.00</b>
462	125-2150	PIPE CUTTER 24 STRAIGHT	\$557.00	\$216.00	\$81.00
463	125-2160	PIPE CUTTER BEVELLER 2-4	\$183.00	\$65.00	\$24.00
464	125-2170	PIPE CUTTER BEVELLER 3-8	\$201.00	\$71.00	\$27.00
465	125-2180	PIPE CUTTER BEVELLER 7-12	\$243.00	\$86.00	\$32.00
466	125-2190	PIPE CUTTER BEVELLER 14-20	\$334.00	\$119.00	\$45.00
467	125-2200	PIPE CUTTER BEVELLER 20-26	\$455.00	\$162.00	\$61.00
468	125-2210	PIPE CUTTER BEVELLER 24-30	\$517.00	\$184.00	\$69.00
469	125-2220	PIPE CUTTER BEVELLER 30-36	\$577.00	\$205.00	\$77.00
470	125-2230	PIPE CUTTER BEVELLER 4IN AND UP ELEC	\$486.00	\$173.00	\$65.00
471	125-2260	PIPE CUTTER BEVELLING BAND 96	\$426.00	\$151.00	\$57.00
472	125-2300	PIPE THREADER 535 1/8-2 ELEC	\$635.00	\$342.00	\$122.00
473	125-2310	PIPE THREADER 1224 1/4-4 ELEC	\$810.00	\$360.00	\$158.00
<b>474</b>	<b>125-2315</b>	<b>PIPE THREADER 2-1/2 TO 6IN ELECTRIC</b>	<b>\$1,823.00</b>	<b>\$608.00</b>	<b>\$214.00</b>
475	125-2320	PIPE THREADER 700 POWER PONY	\$426.00	\$151.00	\$57.00
476	125-2340	PIPE THREADER GEARED ATTACH 2 1/2-4 141	\$365.00	\$130.00	\$49.00
477	125-2350	PIPE THREADER GEARED ATTACH 4-6 161	\$426.00	\$151.00	\$57.00
478	125-2360	PIPE THREADER 300 1/8-2 ELEC	\$594.00	\$317.00	\$97.00
479	125-2380	PRO PEX PIPE EXPANDER 1/2 3/4 1IN BATT	\$152.00	\$54.00	\$21.00
480	125-2405	FLANGE SPREADER 5 TON HYD DROP PIN	\$304.00	\$108.00	\$41.00
481	125-2410	FLANGE SPREADER 5TONS RATCHET	\$152.00	\$86.00	\$37.00
482	125-2420	FLANGE SPREADER 1TON HYD	\$61.00	\$22.00	\$8.00
483	125-2425	FLANGE SPREADER 5TON HYD	\$166.00	\$81.00	\$40.00
484	125-2440	FLANGE SPREADER 10 TON HYD DROP PIN	\$426.00	\$151.00	\$57.00
485	125-2450	FLANGE SPREADER 14TON HYD	\$486.00	\$173.00	\$65.00
486	125-2460	FLANGE SPREADER 20TONS RATCHET	\$517.00	\$184.00	\$69.00
<b>487</b>	<b>125-2465</b>	<b>FLANGE SPREADER 25 TON W/PUMP HYD</b>	<b>\$802.00</b>	<b>\$267.00</b>	<b>\$95.00</b>
<b>488</b>	<b>125-2472</b>	<b>FLANGE ALIGNMENT 8000LBS FAT8KM</b>	<b>\$794.00</b>	<b>\$421.00</b>	<b>\$107.00</b>
<b>489</b>	<b>125-2473</b>	<b>FLANGE ALIGNMENT 8000LBS FA4TM</b>	<b>\$1,193.00</b>	<b>\$750.00</b>	<b>\$210.00</b>
<b>490</b>	<b>125-2475</b>	<b>FLANGE ALIGNMENT 10000LBS FAT10KM</b>	<b>\$794.00</b>	<b>\$421.00</b>	<b>\$107.00</b>
491	125-2510	CLAMP ADJ CHAIN 4-16	\$91.00	\$32.00	\$13.00
492	125-2520	CLAMP ADJ CHAIN 6-36	\$144.00	\$51.00	\$18.00
493	125-2530	STAND VISE PIPE YOKE	\$91.00	\$32.00	\$13.00
494	125-2550	STAND VISE PIPE CHAIN	\$21.00	\$7.00	\$5.00
495	125-2560	LOCATOR PIPE DIGITAL KIT	\$604.00	\$223.00	\$86.00
496	125-2565	PIPE FREEZING TOOL 1/2 TO 2-1/2 IN ELEC	\$702.00	\$374.00	\$108.00
497	125-2570	PIPE ROLL GROOVER ATTACHMENT 2-12	\$304.00	\$108.00	\$41.00
<b>498</b>	<b>125-2572</b>	<b>PIPE ROLL GROOVER MANUAL 2 TO 6IN CAP</b>	<b>\$345.00</b>	<b>\$122.00</b>	<b>\$64.00</b>
499	125-2640	RACK CONDUIT	\$61.00	\$22.00	\$8.00
500	125-2660	18X4HOSE RACKS W/FORKLIFT SLOTS/RISER	\$372.00	\$155.00	\$73.00

**EXHIBIT A.1**  
**PRICING SCHEDULE - OMNIA PLATINUM**

	<b>CAT CLASS</b>	<b>DESCRIPTION</b>	<b>MONTH</b>	<b>WEEK</b>	<b>DAY</b>
501	125-2670	WELDER FRAME 6 PACK	\$112.00	\$68.00	\$29.00
502	125-2690	PIPE PRESS TOOL PRO 1/2 - 2 IN BATT	\$455.00	\$216.00	\$61.00
503	125-2692	PRESSING RING KIT 2-1/2IN-4IN	\$360.00	\$180.00	\$99.00
<b>504</b>	<b>125-2695</b>	<b>PIPE PRESS MEGA KIT 1/2 - 2IN STD TOOL</b>	<b>\$405.00</b>	<b>\$203.00</b>	<b>\$107.00</b>
505	130-1210	DRILL MAGNETIC BASE 1/2IN ELEC	\$426.00	\$151.00	\$57.00
506	130-1220	DRILL MAGNETIC BASE 3/4IN ELEC	\$517.00	\$184.00	\$69.00
<b>507</b>	<b>130-1230</b>	<b>DRILL MAGNETIC BASE 1 TO 1-1/2IN ELEC</b>	<b>\$669.00</b>	<b>\$238.00</b>	<b>\$89.00</b>
508	130-1240	DRILL MAGNETIC BASE 1-5/8 TO 2IN ELEC	\$669.00	\$238.00	\$89.00
509	130-1250	DRILL MAGNETIC BASE 2 TO 2-1/2IN ELEC	\$729.00	\$257.00	\$95.00
510	130-1260	DRILL MAGNETIC BASE 3IN ELEC	\$820.00	\$292.00	\$110.00
511	130-1280	DRILL MAGNETIC BASE 2-1/6IN AIR	\$851.00	\$302.00	\$113.00
512	130-1300	KNOCKOUT SET UP TO 4IN MANUAL HYD	\$180.00	\$72.00	\$32.00
<b>513</b>	<b>130-1305</b>	<b>KNOCKOUT SET 2IN BATTERY</b>	<b>\$180.00</b>	<b>\$72.00</b>	<b>\$32.00</b>
514	130-1310	KNOCKOUT SET 4IN BATTERY	\$180.00	\$72.00	\$32.00
515	130-1450	SHEARS SHEET METAL ELEC	\$75.00	\$32.00	\$13.00
516	130-1460	SHEARS CEMENT SIDING ELEC	\$166.00	\$68.00	\$32.00
517	130-1470	STRUT SHEAR KIT W/ PUMP	\$1,337.00	\$468.00	\$203.00
<b>518</b>	<b>130-1480</b>	<b>SHEAR PIPE CUTTER UP TO 5IN HYD</b>	<b>\$1,458.00</b>	<b>\$608.00</b>	<b>\$257.00</b>
519	130-1550	CABLE CRIMPER W/ DIE KIT 12T MANUAL HYD	\$507.00	\$173.00	\$65.00
520	130-1555	CABLE CRIMPER DIELESS 12TON BATTERY	\$689.00	\$216.00	\$90.00
521	130-1560	CABLE CRIMPER 15 TON 18V BATTERY U-DIE	\$1,215.00	\$468.00	\$194.00
522	130-1650	WRENCH IMPACT 1/2IN BATTERY	\$152.00	\$72.00	\$21.00
523	130-1670	WRENCH IMPACT 1/2IN ELEC	\$243.00	\$86.00	\$32.00
524	130-1680	WRENCH IMPACT 3/4IN ELEC	\$274.00	\$97.00	\$37.00
525	130-1690	WRENCH IMPACT 1IN ELEC	\$304.00	\$108.00	\$41.00
526	130-1720	SHEAR WRENCH 5/8-3/4-7/8IN ELECTRIC	\$304.00	\$162.00	\$73.00
<b>527</b>	<b>130-1730</b>	<b>SHEAR WRENCH 3/4 TO 1-1/8IN ELECTRIC</b>	<b>\$365.00</b>	<b>\$183.00</b>	<b>\$77.00</b>
<b>528</b>	<b>130-1740</b>	<b>PUNCH HYDRAULIC 11 TON 18V BATTERY</b>	<b>\$486.00</b>	<b>\$162.00</b>	<b>\$60.00</b>
529	130-1750	PUNCH HYDRAULIC 35 TON	\$486.00	\$230.00	\$65.00
<b>530</b>	<b>130-1755</b>	<b>PUNCH 15/16IN HOLE 1/2IN MATERIAL ELEC</b>	<b>\$1,049.00</b>	<b>\$527.00</b>	<b>\$193.00</b>
531	130-1850	NIBBLER 10 GAUGE ELEC	\$243.00	\$108.00	\$41.00
532	130-1950	CABLE CRIMPER 12 TON 18V BATTERY U-DIE	\$338.00	\$144.00	\$41.00
<b>533</b>	<b>130-1955</b>	<b>GRIP KIT WIRE SIZE 1/0 - 750MCM</b>	<b>\$365.00</b>	<b>\$142.00</b>	<b>\$64.00</b>
534	130-2150	DIE KIT FOR 6AWG TO 750KCMIL ALUM CONN	\$68.00	\$29.00	\$13.00
535	130-2160	DIE KIT FOR 6AWG TO 750KCMIL COPPER CONN	\$68.00	\$29.00	\$13.00
536	135-1140	TENSIONER CONV KIT STS2 1-1/4IN	\$123.00	\$36.00	\$14.00
537	135-1142	TENSIONER CONV KIT STS3 1-5/8IN	\$486.00	\$162.00	\$59.00
<b>538</b>	<b>135-1310</b>	<b>TENSIONER CONV KIT STS3 1-3/4 IN</b>	<b>\$110.00</b>	<b>\$37.00</b>	<b>\$13.00</b>
<b>539</b>	<b>135-1312</b>	<b>TENSIONER CONV KIT STS2 1-3/8 IN</b>	<b>\$110.00</b>	<b>\$37.00</b>	<b>\$13.00</b>
<b>540</b>	<b>135-1314</b>	<b>TENSIONER CONV KIT STS4 1-7/8 IN</b>	<b>\$292.00</b>	<b>\$97.00</b>	<b>\$34.00</b>
<b>541</b>	<b>135-1316</b>	<b>TENSIONER CONV KIT STS5 2-1/2 IN</b>	<b>\$329.00</b>	<b>\$110.00</b>	<b>\$39.00</b>
542	135-1340	TENSIONER STS3 1-5/8 TO 2IN	\$434.00	\$131.00	\$50.00
543	135-1341	TENSIONER STS4 1-7/8 TO 2-1/2	\$486.00	\$162.00	\$59.00
544	135-1342	TENSIONER CONV KIT F/STS3 2IN	\$143.00	\$45.00	\$18.00
545	135-1345	TENSIONER STS5 2-1/2 TO 3	\$486.00	\$162.00	\$59.00
546	135-1380	TENSIONER STS2 1-1/4 TO 1-1/2	\$373.00	\$108.00	\$41.00
547	135-2200	PUMP PNEUMATIC TENSIONER 27500 PSI	\$2,136.00	\$635.00	\$239.00
548	135-2560	WRENCH IMPACT 3/8 AIR	\$68.00	\$32.00	\$16.00
549	135-2580	WRENCH IMPACT 1/2 AIR	\$68.00	\$32.00	\$16.00
550	135-2590	WRENCH IMPACT 3/4 AIR	\$108.00	\$36.00	\$18.00

**EXHIBIT A.1**  
**PRICING SCHEDULE - OMNIA PLATINUM**

	<b>CAT CLASS</b>	<b>DESCRIPTION</b>	<b>MONTH</b>	<b>WEEK</b>	<b>DAY</b>
551	135-2600	WRENCH IMPACT 1 AIR	\$180.00	\$63.00	\$32.00
552	135-2610	WRENCH IMPACT 1 1/2 AIR	\$270.00	\$90.00	\$45.00
553	135-2620	WRENCH IMPACT SPLINE 1 1/2 AIR	\$270.00	\$90.00	\$45.00
554	135-2640	WRENCH IMPACT SPLINE AIR	\$270.00	\$90.00	\$45.00
555	135-2740	FILTER/REGULATOR/LUBRICATOR CONTROL UNIT	\$85.00	\$28.00	\$9.00
556	135-2750	TORQUE NUTRUNNER AIR .75IN SQ 1K	\$675.00	\$241.00	\$97.00
557	135-2755	TORQUE NUTRUNNER AIR 1IN SQ 1K	\$1,485.00	\$527.00	\$182.00
558	135-2757	TORQUE NUTRUNNER AIR 1IN SQ 3K	\$1,620.00	\$576.00	\$243.00
559	135-2760	TORQUE NUTRUNNER AIR 1.5IN SQ 4K	\$2,039.00	\$727.00	\$271.00
560	135-3050	WRENCH TORQUE 0.75 SQ 1K FT/LBS HYD	\$517.00	\$184.00	\$69.00
561	135-3069	WRENCH TORQUE 1 SQ 3K FT/LBS HYD	\$1,400.00	\$495.00	\$189.00
562	135-3070	WRENCH TORQUE 1 SQ 4K FT/LBS HYD	\$1,215.00	\$432.00	\$162.00
563	135-3089	WRENCH TORQUE 1.5 SQ 5K FT/LBS HYD	\$2,043.00	\$729.00	\$275.00
564	135-3090	WRENCH TORQUE 1.5 SQ 8K FT/LBS HYD	\$1,215.00	\$432.00	\$162.00
565	135-3091	WRENCH TORQUE 1.5 SQ 11K FT/LBS HYD	\$2,309.00	\$819.00	\$311.00
<b>566</b>	<b>135-3110</b>	<b>WRENCH TORQUE 1.5 SQ HYD</b>	<b>\$2,187.00</b>	<b>\$729.00</b>	<b>\$257.00</b>
567	135-3130	WRENCH TORQUE PWR HEAD 8K FT/LBS HYD	\$395.00	\$140.00	\$53.00
568	135-3140	WRENCH TORQUE PWR HEAD 16K FT/LBS HYD	\$577.00	\$274.00	\$77.00
<b>569</b>	<b>135-3141</b>	<b>WRENCH TORQUE 0.75 SQ 36V ELEC</b>	<b>\$2,030.00</b>	<b>\$677.00</b>	<b>\$239.00</b>
570	135-3142	WRENCH TORQUE 1 SQ 36V ELEC	\$2,075.00	\$738.00	\$280.00
571	135-3150	WRENCH TORQUE IMPACT 0.75 SQ AIR	\$1,063.00	\$378.00	\$142.00
572	135-3190	TORQUE NUTRUNNER AIR 1IN SQ 2.5K	\$1,306.00	\$464.00	\$175.00
573	135-3196	TORQUE NUTRUNNER AIR 1.5IN SQ 6K	\$1,787.00	\$635.00	\$239.00
574	135-3210	WRENCH TORQUE PWR HEAD 4K FT/LBS HYD	\$304.00	\$108.00	\$41.00
575	135-3230	WRENCH TORQUE PWR HEAD 2K FT/LBS HYD	\$183.00	\$65.00	\$24.00
<b>576</b>	<b>135-3240</b>	<b>WRENCH TORQUE PWR SW HEAD 5K FT/LB HYD</b>	<b>\$972.00</b>	<b>\$405.00</b>	<b>\$257.00</b>
577	135-3270	WRENCH TORQUE 1/2 250 FT/LBS MANUAL	\$112.00	\$40.00	\$16.00
578	135-3290	WRENCH TORQUE 3/4 600 FT/LBS MANUAL	\$112.00	\$40.00	\$16.00
579	135-3310	MULTPLY TORQUE WRENCH 3/4X1 3000 FT/LBS	\$112.00	\$40.00	\$16.00
580	135-3350	MULTIPLIER TORQUE WRENCH 1/2X3/4 MANUAL	\$112.00	\$40.00	\$16.00
581	135-3370	WRENCH TORQUE 1IN 1000 FT/LBS MANUAL	\$158.00	\$56.00	\$21.00
582	135-3390	WRENCH TORQUE 3/8 10-100 FT/LBS MANUAL	\$61.00	\$22.00	\$8.00
583	135-3405	TORQUE HEX LINK 1-1/4 2000 FT/LB HYD	\$212.00	\$76.00	\$29.00
584	135-3410	TORQUE HEX LINK 1-5/8 2000 FT/LBS HYD	\$212.00	\$76.00	\$29.00
585	135-3430	TORQUE HEX LINK 1-13/16 2000 FT/LBS HYD	\$212.00	\$76.00	\$29.00
586	135-3435	TORQUE HEX LINK 2 4000 FT/LBS HYD	\$256.00	\$121.00	\$34.00
587	135-3439	TORQUE HEX LINK 2-3/8 2000 FT/LBS HYD	\$318.00	\$119.00	\$65.00
588	135-3450	TORQUE HEX LINK 2-3/8 4000 FT/LBS HYD	\$243.00	\$86.00	\$32.00
589	135-3470	TORQUE HEX LINK 3-1/8 8000 FT/LBS HYD	\$304.00	\$108.00	\$41.00
590	135-3480	TORQUE HEX LINK 2-3/8 8000 FT/LBS HYD	\$310.00	\$147.00	\$41.00
591	135-3490	TORQUE HEX LINK 2-3/16 4000 FT/LBS HYD	\$243.00	\$86.00	\$32.00
592	135-3510	TORQUE HEX LINK 2-3/4 4000 FT/LBS HYD	\$243.00	\$86.00	\$32.00
<b>593</b>	<b>135-3530</b>	<b>TORQUE HEX LINK 3-1/2 8000 FT/LBS HYD</b>	<b>\$401.00</b>	<b>\$134.00</b>	<b>\$47.00</b>
594	135-3550	TORQUE HEX LINK 1-7/16 2000 FT/LBS HYD	\$212.00	\$76.00	\$29.00
595	135-3570	TORQUE HEX LINK 2-9/16 8000 FT/LBS HYD	\$304.00	\$108.00	\$41.00
596	135-3590	TORQUE HEX LINK 3-1/2 16800 FT/LBS HYD	\$517.00	\$184.00	\$69.00
597	135-3610	TORQUE HEX LINK 3-7/8 16800 FT/LBS HYD	\$517.00	\$184.00	\$69.00
598	135-3630	TORQUE HEX LINK 4-1/4 16800 FT/LBS HYD	\$577.00	\$205.00	\$77.00
599	135-3650	TORQUE HEX LINK 4-5/8 16800 FT/LBS HYD	\$577.00	\$205.00	\$77.00
600	135-3670	TORQUE HEX LINK 2-15/16 4000 FT/LBS HYD	\$243.00	\$86.00	\$32.00

**EXHIBIT A.1**  
**PRICING SCHEDULE - OMNIA PLATINUM**

	<b>CAT CLASS</b>	<b>DESCRIPTION</b>	<b>MONTH</b>	<b>WEEK</b>	<b>DAY</b>
601	135-3690	TORQUE HEX LINK 2-3/4 8000 FT/LBS HYD	\$304.00	\$108.00	\$41.00
602	135-3730	TORQUE HEX LINK 2-15/16 8000FT/LBS HYD	\$334.00	\$119.00	\$45.00
603	135-3750	TORQUE HEX LINK 2-9/16 4000 FT/LBS HYD	\$243.00	\$86.00	\$32.00
604	135-3770	TORQUE HEX LINK 2 2000 FT/LB HYD	\$243.00	\$86.00	\$32.00
605	135-3790	SPLITTER NUT 50-60 50 T HYD	\$274.00	\$97.00	\$37.00
606	135-3900	EYE WASH STATION	\$266.00	\$97.00	\$37.00
<b>607</b>	<b>135-4060</b>	<b>TORQUE MULTIPLIER 25:1 1" DR</b>	<b>\$264.00</b>	<b>\$97.00</b>	<b>\$34.00</b>
608	135-5100	DRIVER ATTACHMENT 1K FT/LB HYD	\$212.00	\$76.00	\$29.00
<b>609</b>	<b>135-5205</b>	<b>TORQUE M2 HEX LINK 1-1/4 1300FT/LBS HYD</b>	<b>\$212.00</b>	<b>\$76.00</b>	<b>\$29.00</b>
<b>610</b>	<b>135-5210</b>	<b>TORQUE M2 HEX LINK 1-7/16 1300FT/LBS HYD</b>	<b>\$212.00</b>	<b>\$76.00</b>	<b>\$29.00</b>
611	135-5220	TORQUE M2 HEX LINK 1-13/16 1300FT/LBSHYD	\$212.00	\$76.00	\$29.00
612	135-5229	TORQUE M2 HEX LINK 2 3/8"	\$237.00	\$90.00	\$49.00
613	135-6000	RR SPIKE PULLER HYD	\$338.00	\$122.00	\$49.00
614	135-6005	RR SPIKE DRIVER TALL HYD	\$405.00	\$144.00	\$57.00
615	135-6015	RR TAMPER TIE 10 GPM HYD	\$405.00	\$144.00	\$57.00
616	135-6020	RR CUTOFF SAW CCW HYD	\$338.00	\$122.00	\$49.00
617	135-6025	RR IMPACT DRILL 7/16QC HYD	\$338.00	\$122.00	\$49.00
618	135-6030	RR RAIL DRILL HYD	\$503.00	\$180.00	\$69.00
619	135-6035	RR JACK TRACK HYD	\$260.00	\$94.00	\$37.00
620	140-1020	COMPRESSOR PORTABLE 4 CFM ELECTRIC	\$334.00	\$158.00	\$45.00
621	140-1040	COMPRESSOR PORTABLE 7 CFM ELECTRIC	\$334.00	\$158.00	\$45.00
622	140-1060	COMPRESSOR PORTABLE 8 CFM GAS	\$334.00	\$158.00	\$45.00
623	140-1100	COMPRESSOR PORTABLE 14 CFM GAS	\$365.00	\$173.00	\$49.00
<b>624</b>	<b>140-1105</b>	<b>COMPRESSOR PORTABLE 17 CFM GAS</b>	<b>\$405.00</b>	<b>\$177.00</b>	<b>\$51.00</b>
<b>625</b>	<b>140-1120</b>	<b>COMPRESSOR 50-60CFM PORTABLE GAS</b>	<b>\$428.00</b>	<b>\$186.00</b>	<b>\$68.00</b>
626	140-1220	COMPRESSOR TOWABLE 100-125 CFM DSL	\$446.00	\$192.00	\$81.00
627	140-1260	COMPRESSOR TOWABLE 175-195 CFM DSL	\$509.00	\$198.00	\$104.00
<b>628</b>	<b>140-1265</b>	<b>COMPRESSOR UTILITY MOUNT 175-195 CFM DSL</b>	<b>\$972.00</b>	<b>\$466.00</b>	<b>\$171.00</b>
629	140-1280	COMPRESSOR TOWABLE 200-245 CFM DSL	\$793.00	\$342.00	\$178.00
630	140-1360	COMPRESSOR TOWABLE 375-425CFM DSL	\$1,283.00	\$559.00	\$239.00
631	140-1375	COMPRESSOR TOWABLE 750CFM DSL	\$2,340.00	\$1,296.00	\$449.00
632	140-1380	COMPRESSOR TOWABLE 825CFM DSL	\$2,340.00	\$1,296.00	\$471.00
633	140-1385	COMPRESSOR TOWABLE 900CFM DSL	\$4,050.00	\$1,620.00	\$556.00
<b>634</b>	<b>140-1392</b>	<b>COMPRESSOR TOWABLE 1170CFM 350PSI DSL</b>	<b>\$5,850.00</b>	<b>\$2,106.00</b>	<b>\$813.00</b>
635	140-1400	COMPRESSOR TOWABLE 1600CFM DSL	\$5,850.00	\$2,106.00	\$813.00
636	140-1420	COMPRESSOR TOWABLE INST QUAL 750CFM DSL	\$3,645.00	\$1,458.00	\$620.00
637	140-1460	COMPRESSOR TOWABLE INST QUAL 915CFM DSL	\$4,455.00	\$1,701.00	\$680.00
638	140-1480	COMPRESSOR TOWABLE INS QUAL 1600CFM DSL	\$6,030.00	\$2,426.00	\$984.00
639	140-1610	COMPRESSOR RECIPROCATING 5HP ELEC	\$473.00	\$167.00	\$59.00
<b>640</b>	<b>140-1640</b>	<b>COMPRESSOR ROTARY 130CFM ELEC</b>	<b>\$1,404.00</b>	<b>\$498.00</b>	<b>\$183.00</b>
641	140-1645	COMPRESSOR ROTARY 240CFM ELEC	\$1,404.00	\$498.00	\$183.00
642	140-1655	COMPRESSOR ROTARY 365CFM ELEC	\$1,440.00	\$536.00	\$203.00
643	140-1660	COMPRESSOR ROTARY 365CFM 125PSI ELEC	\$2,016.00	\$804.00	\$284.00
644	140-1670	COMPRESSOR ROTARY 500CFM 125PSI ELEC	\$2,160.00	\$880.00	\$304.00
645	140-1675	COMPRESSOR ROTARY 750CFM ELEC	\$2,340.00	\$957.00	\$324.00
646	140-1680	COMPRESSOR ROTARY 750CFM 125PSI ELEC	\$3,060.00	\$1,129.00	\$405.00
647	140-1685	COMPRESSOR ROTARY 900CFM ELEC	\$3,510.00	\$1,186.00	\$446.00
648	140-1690	COMPRESSOR ROTARY 1000CFM 125PSI ELEC	\$3,510.00	\$1,186.00	\$446.00
649	140-1695	COMPRESSOR ROTARY 1500CFM ELEC	\$4,500.00	\$1,607.00	\$608.00
650	140-1700	COMPRESSOR ROTARY 1500CFM 125PSI ELEC	\$4,680.00	\$1,733.00	\$628.00



**EXHIBIT A.1**  
**PRICING SCHEDULE - OMNIA PLATINUM**

	<b>CAT CLASS</b>	<b>DESCRIPTION</b>	<b>MONTH</b>	<b>WEEK</b>	<b>DAY</b>
651	140-1705	COMPRESSOR ROTARY 1500CFM 2300V ELEC	\$4,680.00	\$1,733.00	\$628.00
652	140-1710	COMPRESSOR ROTARY 1500CFM 4160V ELEC	\$4,680.00	\$1,732.00	\$628.00
653	140-1720	COMPRESSOR STATIONARY 25 CFM GAS	\$304.00	\$140.00	\$65.00
654	140-2010	COMPRESSOR ATTACH WATER SEPARATOR	\$440.00	\$149.00	\$65.00
655	140-2110	COMPRESSED AIR AFTERCOOLER FILTER450CFM	\$612.00	\$230.00	\$81.00
656	140-2150	COMPRESSED AIR AFTERCOOLERFILTER1000CFM	\$1,033.00	\$463.00	\$219.00
<b>657</b>	<b>140-2200</b>	<b>COMPRESSED AIR REFRIG DRYER 75CFM 115V</b>	<b>\$1,134.00</b>	<b>\$401.00</b>	<b>\$141.00</b>
<b>658</b>	<b>140-2210</b>	<b>COMPRESSED AIR REFRIG DRYER 250CFM 460V</b>	<b>\$1,215.00</b>	<b>\$426.00</b>	<b>\$149.00</b>
659	140-2230	COMPRESSED AIR DESICCANT DRYER 450CFM	\$1,710.00	\$684.00	\$244.00
660	140-2250	COMPRESSED AIR DESICT DRYER 1500CFM 115V	\$2,437.00	\$898.00	\$300.00
661	140-2270	COMPRESSOR ATTACH DRYER 2501-3000 CFM	\$4,446.00	\$1,582.00	\$577.00
662	140-2310	COMPRESSED AIR AFTERCOOLERDRYFLTR 500CFM	\$2,116.00	\$813.00	\$278.00
663	140-2330	COMPRESSED AIR AFTERCOOLDRYFLTR 1000CFM	\$2,706.00	\$1,048.00	\$317.00
664	140-2350	COMPRESSED AIR AFTERCOOLDRYFLTR 1600CFM	\$3,625.00	\$1,326.00	\$449.00
665	140-2410	COMPRESSOR ATTACH MIST ELMIN 500-999 CFM	\$536.00	\$203.00	\$97.00
666	140-2420	COMPRESSOR ATTACH MIST ELMIN1500-2000CFM	\$1,033.00	\$367.00	\$146.00
667	140-3300	FILTER POT CARBON 6 BAG VESSEL	\$900.00	\$288.00	\$81.00
668	140-3310	FILTER POT SS 2 VESSELS BAG SKID	\$1,458.00	\$495.00	\$162.00
<b>669</b>	<b>140-3314</b>	<b>FILTER POT SS 4 BAG VESSEL 4IN INLT SKID</b>	<b>\$1,845.00</b>	<b>\$504.00</b>	<b>\$167.00</b>
670	140-3316	FILTER POT SS 6 BAG VESSEL 6IN INLT SKID	\$1,845.00	\$504.00	\$166.00
<b>671</b>	<b>140-3318</b>	<b>FILTER POT SS 8 BAG VESSEL 8IN INLT SKID</b>	<b>\$1,845.00</b>	<b>\$504.00</b>	<b>\$167.00</b>
672	140-3320	FILTER POT CODED 12 IN CT BP TRAILER	\$3,510.00	\$1,044.00	\$389.00
673	140-3330	FILTER POT CODED DUAL 12 IN TRAILER	\$5,130.00	\$1,836.00	\$689.00
<b>674</b>	<b>140-3332</b>	<b>FILTER POT SAND SS 4 POT 8IN INLET SKID</b>	<b>\$2,835.00</b>	<b>\$972.00</b>	<b>\$342.00</b>
675	140-3430	DIESEL PARTICULATE FILTER FOR 4.9L	\$1,620.00	\$864.00	\$486.00
676	140-3570	MANIFOLD AIR 10 GALLON TANK	\$310.00	\$111.00	\$45.00
677	140-3580	MANIFOLD AIR 15 GALLON TANK	\$310.00	\$111.00	\$45.00
678	150-1040	RAMMER SAND	\$185.00	\$88.00	\$26.00
679	150-1060	RAMMER JUMPING JACK 1LB - 99LB GAS	\$324.00	\$180.00	\$63.00
680	150-1070	RAMMER JUMPING JACK 100LB - 150LB GAS	\$324.00	\$180.00	\$63.00
681	150-1080	RAMMER JUMPING JACK 151LB - 199LB GAS	\$324.00	\$180.00	\$63.00
682	150-1120	RAMMER JUMPING JACK 100LB - 199LB BATT	\$567.00	\$275.00	\$81.00
683	150-1140	RAMMER JUMPING JACK 100LB - 199LB DSL	\$567.00	\$275.00	\$81.00
684	150-1260	PLATE COMPACTOR UP TO 299LB GAS	\$356.00	\$214.00	\$68.00
685	150-1420	PLATE COMPACTOR 100LB TO 199LB REVERSBLE	\$447.00	\$214.00	\$68.00
686	150-1440	PLATE COMPACTOR 200LB TO 299LB REVERSBLE	\$540.00	\$261.00	\$77.00
687	150-1460	PLATE COMPACTOR 300LB TO 399LB REVERSBLE	\$540.00	\$261.00	\$77.00
688	150-1500	PLATE COMPACTOR 500LB TO 599LB REVERSBLE	\$810.00	\$378.00	\$117.00
689	150-1520	PLATE COMPACTOR 600LB TO 699LB REVERSBLE	\$869.00	\$428.00	\$126.00
690	150-1540	PLATE COMPACTOR 700LB TO 799LB REVERSBLE	\$922.00	\$455.00	\$135.00
691	150-1560	PLATE COMPACTOR 900LB TO 999LB REVERSBLE	\$1,448.00	\$711.00	\$212.00
692	150-1580	PLATE COMPACTOR 1000 TO 1100LB REVERSBLE	\$1,448.00	\$711.00	\$212.00
693	150-1600	PLATE COMPACTOR 1100LB-1199LB REVERSBLE	\$1,500.00	\$738.00	\$221.00
694	150-1720	TAMPER 30LB 6IN AIR	\$304.00	\$149.00	\$45.00
695	150-2020	ROLLER WALKBEHIND DOUBLE DRUM 25IN GAS	\$675.00	\$369.00	\$140.00
696	150-2040	ROLLER WALKBEHIND SINGLE DRUM 28IN GAS	\$709.00	\$378.00	\$142.00
697	150-2100	ROLLER WALKBEHIND SINGLE DRUM 30IN GAS	\$709.00	\$378.00	\$142.00
698	150-2220	ROLLER TRENCH VIBRA DBL DRUM 22IN DSL	\$1,654.00	\$756.00	\$320.00
699	150-2260	ROLLER TRENCH VIBRA DBL DRUM 32IN DSL	\$1,654.00	\$756.00	\$320.00
700	150-2560	ROLLER RIDE-ON PADFT 54IN SNG 5 TON	\$3,101.00	\$1,395.00	\$450.00

**EXHIBIT A.1**  
**PRICING SCHEDULE - OMNIA PLATINUM**

	<b>CAT CLASS</b>	<b>DESCRIPTION</b>	<b>MONTH</b>	<b>WEEK</b>	<b>DAY</b>
701	150-2580	ROLLER RIDE-ON PADFT 66IN SNG 8 TON	\$3,231.00	\$1,404.00	\$522.00
702	150-2600	ROLLER RIDE-ON PADFT 84IN SNG 11 TON	\$3,942.00	\$1,625.00	\$588.00
703	150-2620	ROLLER RIDE-ON PADFT 84IN SNG 14 TON	\$4,392.00	\$1,809.00	\$707.00
704	150-2730	ROLLER RIDE-ON SMOOTH 54IN SNG 5 TON	\$2,237.00	\$981.00	\$401.00
705	150-2760	ROLLER RIDE-ON SMOOTH 66IN SNG 8 TON	\$2,646.00	\$1,206.00	\$482.00
706	150-2770	ROLLER RIDE-ON SMOOTH 84IN SNG 11 TON	\$3,510.00	\$1,476.00	\$559.00
707	150-2820	ROLLER RIDE-ON SMOOTH 35IN DBL 1 TON GAS	\$1,062.00	\$446.00	\$158.00
708	150-2840	ROLLER RIDE-ON SMOOTH 47IN DBL 2 TON DSL	\$1,418.00	\$554.00	\$227.00
709	150-2860	ROLLER RIDE-ON SMOOTH 47IN DBL 3 TON DSL	\$1,418.00	\$554.00	\$227.00
710	150-2880	ROLLER RIDE-ON SMOOTH 66IN DBL 7 TON DSL	\$3,600.00	\$1,826.00	\$588.00
711	150-2920	ROLLER RIDE-ON SMOOTH 66IN DBL 11TON DSL	\$4,050.00	\$1,959.00	\$677.00
712	150-2950	ROLLER ATTACHMENT PADFOOT 5 TON	\$413.00	\$153.00	\$51.00
713	150-2960	ROLLER ATTACHMENT PADFOOT 8 TON	\$612.00	\$315.00	\$107.00
714	150-2970	ROLLER ATTACHMENT PADFOOT 11 TON	\$765.00	\$345.00	\$129.00
715	150-3020	ROLLER ASPHALT 9 WHL PNUEMATIC 68IN 12TN	\$3,531.00	\$1,176.00	\$205.00
716	150-3240	PLATE ATT 12IN 1-7MT MINI EX 3000LB	\$820.00	\$389.00	\$110.00
717	150-3260	PLATE ATT 24IN BH & 8MT MINI EX 6500LB	\$1,033.00	\$486.00	\$129.00
<b>718</b>	<b>150-3265</b>	<b>PLATE ATT 18IN 1-7MT MINI EX 3400LB</b>	<b>\$1,033.00</b>	<b>\$486.00</b>	<b>\$129.00</b>
719	150-3300	PLATE ATT 27IN 10-18MT EXCAVATOR 11000LB	\$1,722.00	\$810.00	\$214.00
720	150-3320	PLATE ATT 34IN 19-24MT EXCAVATOR 21000LB	\$1,894.00	\$891.00	\$235.00
721	150-4000	ROAD MILLING COLD 20IN WIDE	\$8,713.00	\$3,239.00	\$1,155.00
722	150-4010	ROAD MILLING COLD 80IN WIDE	\$25,132.00	\$8,730.00	\$2,138.00
<b>723</b>	<b>150-4020</b>	<b>TRAILER ASPHALT 4 TON</b>	<b>\$2,754.00</b>	<b>\$1,309.00</b>	<b>\$334.00</b>
724	150-4100	TRAILER ASPHALT HEATED SPRAYER 300 GAL	\$2,116.00	\$706.00	\$235.00
725	150-4120	ASPHALT CRACK FILLER W/B LP	\$576.00	\$270.00	\$117.00
726	150-5000	TRAILER CRACK SEALER 250 GAL	\$3,150.00	\$1,026.00	\$410.00
727	175-1100	SURVEILLANCE TRAILER SINGLE CAMERA UNIT	\$1,710.00	\$573.00	\$234.00
728	175-1105	SURVEILLANCE TRAILER INFARED CAMERA	\$1,872.00	\$626.00	\$248.00
729	175-1110	SURVEILLANCE SINGLE CAMERA UNIT EXTRA	\$428.00	\$146.00	\$60.00
730	175-1115	SURVEILLANCE CAMERA W TRIPOD 115V	\$727.00	\$248.00	\$103.00
731	175-1120	SURVEILLANCE INFRARED CAMERA EXTRA	\$500.00	\$171.00	\$72.00
<b>732</b>	<b>200-1015</b>	<b>MINI WHEEL LOADER W/B &lt; 600LB CAPBATTERY</b>	<b>\$2,754.00</b>	<b>\$972.00</b>	<b>\$410.00</b>
733	200-1020	MINI TRACK LOADER W/B < 600LB CAP GAS	\$1,497.00	\$642.00	\$214.00
734	200-1030	MINI TRACK LOADER W/B < 600LB CAP DSL	\$1,497.00	\$642.00	\$214.00
735	200-1040	MINI TRACK LOADER W/B > 600LB CAP DSL	\$1,582.00	\$680.00	\$244.00
736	200-1050	MINI TRACK LOADER W/B 2000LB CAP DSL	\$2,133.00	\$941.00	\$338.00
737	200-1310	SKIDSTEER LOADER 250-750LB ROPS	\$1,497.00	\$486.00	\$171.00
738	200-1311	SKIDSTEER LOADER 250-750LB CAB	\$1,539.00	\$496.00	\$180.00
739	200-1350	SKIDSTEER LOADER 1300-2099LB ROPS	\$1,080.00	\$419.00	\$167.00
740	200-1351	SKIDSTEER LOADER 1300-2099LB CAB	\$1,148.00	\$455.00	\$185.00
741	200-1352	SKIDSTEER LOADER 1751-2099LB ROPS HF	\$1,148.00	\$455.00	\$185.00
742	200-1353	SKIDSTEER LOADER 1751-2099LB CAB HF	\$1,148.00	\$486.00	\$198.00
743	200-1360	SKIDSTEER LOADER 2100-2399LB ROPS	\$1,260.00	\$558.00	\$239.00
744	200-1361	SKIDSTEER LOADER 2100-2399LB CAB	\$1,305.00	\$626.00	\$266.00
745	200-1362	SKIDSTEER LOADER 2100-2399LB ROPS HF	\$1,305.00	\$626.00	\$266.00
746	200-1370	SKIDSTEER LOADER 2400-2999LB ROPS	\$1,260.00	\$558.00	\$239.00
747	200-1371	SKIDSTEER LOADER 2400-2999LB CAB	\$1,305.00	\$626.00	\$266.00
748	200-1372	SKIDSTEER LOADER 2400-2999LB ROPS HF	\$1,305.00	\$626.00	\$266.00
749	200-1373	SKIDSTEER LOADER 2400-2999LB CAB HF	\$1,427.00	\$666.00	\$273.00
750	200-1381	SKIDSTEER LOADER OVER 3000LB CAB	\$1,607.00	\$734.00	\$301.00

**EXHIBIT A.1**  
**PRICING SCHEDULE - OMNIA PLATINUM**

	<b>CAT CLASS</b>	<b>DESCRIPTION</b>	<b>MONTH</b>	<b>WEEK</b>	<b>DAY</b>
751	200-1382	SKIDSTEER LOADER OVER 3000LB ROPS HF	\$1,778.00	\$797.00	\$333.00
<b>752</b>	<b>200-1420</b>	<b>COMPACT TRACK LOADER 600-1299LB ROPS</b>	<b>\$1,800.00</b>	<b>\$698.00</b>	<b>\$270.00</b>
753	200-1430	COMPACT TRACK LOADER 1300-1699LB ROPS	\$1,800.00	\$698.00	\$270.00
754	200-1431	COMPACT TRACK LOADER 1300-1699LB CAB	\$1,832.00	\$711.00	\$284.00
755	200-1440	COMPACT TRACK LOADER 1700-1999LB ROPS	\$1,800.00	\$698.00	\$270.00
756	200-1441	COMPACT TRACK LOADER 1700-1999LB CAB	\$1,832.00	\$711.00	\$284.00
757	200-1450	COMPACT TRACK LOADER 2000-2399LB ROPS	\$1,800.00	\$698.00	\$270.00
758	200-1451	COMPACT TRACK LOADER 2000-2399LB CAB	\$1,832.00	\$711.00	\$284.00
759	200-1452	COMPACT TRACK LOADER 2000-2399LB ROPS HF	\$1,832.00	\$711.00	\$284.00
760	200-1453	COMPACT TRACK LOADER 2000-2399LB CAB HF	\$1,922.00	\$743.00	\$297.00
761	200-1460	COMPACT TRACK LOADER 2400-2799LB ROPS	\$1,922.00	\$743.00	\$297.00
762	200-1461	COMPACT TRACK LOADER 2400-2799LB CAB	\$1,958.00	\$806.00	\$311.00
763	200-1462	COMPACT TRACK LOADER 2400-2799LB ROPS HF	\$1,958.00	\$806.00	\$311.00
764	200-1463	COMPACT TRACK LOADER 2400-2799LB CAB HF	\$2,115.00	\$887.00	\$338.00
765	200-1470	COMPACT TRACK LOADER 2800LB & OVER ROPS	\$2,115.00	\$887.00	\$338.00
766	200-1471	COMPACT TRACK LOADER 2800LB & OVER CAB	\$2,250.00	\$945.00	\$356.00
767	200-1472	COMPACT TRACK LOADER 2800LB & UP ROPS HF	\$2,250.00	\$945.00	\$356.00
768	200-1473	COMPACT TRACK LOADER 2800LB & UP CAB HF	\$2,340.00	\$960.00	\$369.00
769	210-1100	BACKHOE COMPACT TLB 20-23HP 4WD ROPS DSL	\$1,560.00	\$662.00	\$211.00
770	210-1200	BACKHOE COMPACT TLB 24-29HP 4WD ROPS DSL	\$1,904.00	\$774.00	\$256.00
771	210-3100	BACKHOE 70-97HP 2WD ROPS DSL	\$1,755.00	\$720.00	\$268.00
772	210-3150	BACKHOE 70-97HP 2WD CAB DSL	\$1,755.00	\$720.00	\$268.00
773	210-3200	BACKHOE 70-97HP 4WD ROPS DSL	\$1,755.00	\$720.00	\$268.00
774	210-3205	BACKHOE 70-97HP 4WD ROPS EXTENDAHOE DSL	\$1,755.00	\$720.00	\$268.00
775	210-3250	BACKHOE 70-97HP 4WD CAB DSL	\$1,845.00	\$765.00	\$293.00
776	210-3255	BACKHOE 70-97HP 4WD CAB EXTENDAHOE DSL	\$1,845.00	\$765.00	\$293.00
777	210-4205	BACKHOE 98-115HP 4WD ROPS EXTENDAHOE DSL	\$2,970.00	\$1,114.00	\$396.00
<b>778</b>	<b>210-4250</b>	<b>BACKHOE 98-115HP 4WD CAB DSL</b>	<b>\$3,038.00</b>	<b>\$1,165.00</b>	<b>\$414.00</b>
779	210-4255	BACKHOE 98-115HP 4WD CAB EXTENDAHOE DSL	\$3,038.00	\$1,165.00	\$414.00
780	210-5250	BACKHOE OVER 115HP 4WD CAB DSL	\$4,590.00	\$1,620.00	\$576.00
781	210-5255	BACKHOE OVER 115HP 4WD CAB EXTENDHOE DSL	\$4,590.00	\$1,620.00	\$576.00
782	230-1000	DEMOLITION ROBOT DXR140 2200LB 12FT ELEC	\$5,985.00	\$2,138.00	\$684.00
783	230-1100	DEMOLITION ROBOT DXR300 4300LB 17FT ELEC	\$7,695.00	\$2,993.00	\$1,026.00
784	230-1200	BREAKER DEMOLITION ROBOT 310LB DXR140	\$1,026.00	\$342.00	\$149.00
785	230-1210	BREAKER DEMOLITION ROBOT 440LB DXR300	\$1,283.00	\$428.00	\$171.00
786	230-1215	BREAKER DEMOLITION ROBOT 660LB DXR300	\$1,539.00	\$513.00	\$194.00
787	230-1300	DEMOLITION ROBOT ATTCH GRAPPLER DXR140	\$1,283.00	\$428.00	\$171.00
788	230-1310	DEMOLITION ROBOT ATTCH GRAPPLER DXR300	\$1,283.00	\$428.00	\$171.00
789	230-1400	DEMOLITION ROBOT ATTCH CRUSHER DXR140	\$2,138.00	\$684.00	\$302.00
790	230-1410	DEMOLITION ROBOT ATTCH CRUSHER DXR300	\$2,394.00	\$855.00	\$364.00
791	230-1430	DEMOLITION ROBOT ATTCH DRUMCUTTER DXR300	\$2,394.00	\$855.00	\$364.00
792	230-1500	DEMOLITION ROBOT ATTCH SHEARER 140/300	\$2,394.00	\$855.00	\$364.00
793	230-1600	DEMOLITION ROBOT BUCKET 12 SMOOTH DXR140	\$193.00	\$64.00	\$26.00
794	230-1610	DEMOLITION ROBOT BUCKET 12 SMOOTH DXR300	\$193.00	\$64.00	\$26.00
795	230-1620	DEMOLITION ROBOT BUCKET 20 TRENCH DXR140	\$193.00	\$64.00	\$26.00
796	230-1630	DEMOLITION ROBOT BUCKET 20 TRENCH DXR300	\$193.00	\$64.00	\$26.00
797	230-1640	DEMOLITION ROBOT BUCKET 30 SMOOTH DXR140	\$193.00	\$64.00	\$26.00
798	230-1650	DEMOLITION ROBOT BUCKET 30 SMOOTH DXR300	\$193.00	\$64.00	\$26.00
799	240-1000	MINI-EXCAVATOR 2000-2999 LBS DSL ROPS	\$1,283.00	\$617.00	\$225.00
800	240-1200	MINI-EXCAVATOR 4000-4999 LBS DSL ROPS	\$1,283.00	\$617.00	\$225.00



**EXHIBIT A.1**  
**PRICING SCHEDULE - OMNIA PLATINUM**

	<b>CAT CLASS</b>	<b>DESCRIPTION</b>	<b>MONTH</b>	<b>WEEK</b>	<b>DAY</b>
801	240-1201	MINI-EXCAVATOR 4000-4999 LBS HYBRID ROPS	\$2,520.00	\$959.00	\$405.00
802	240-1300	MINI-EXCAVATOR 5000-6999 LBS DSL ROPS	\$1,283.00	\$617.00	\$225.00
803	240-1310	MINI-EXCAVATOR 5000-6999 LBS DSL CAB	\$1,314.00	\$630.00	\$234.00
804	240-1400	MINI-EXCAVATOR 7000-8999 LBS DSL ROPS	\$1,422.00	\$662.00	\$243.00
805	240-1410	MINI-EXCAVATOR 7000-8999 LBS DSL CAB	\$1,485.00	\$680.00	\$257.00
806	240-1500	MINI-EXCAVATOR 9000-11999 LBS DSL ROPS	\$1,778.00	\$756.00	\$270.00
807	240-1510	MINI-EXCAVATOR 9000-11999 LBS DSL CAB	\$2,019.00	\$801.00	\$306.00
808	240-1600	MINI-EXCAVATOR 12000-13999 LBS DSL ROPS	\$2,165.00	\$878.00	\$347.00
809	240-1610	MINI-EXCAVATOR 12000-13999 LBS DSL CAB	\$2,250.00	\$954.00	\$374.00
810	240-1620	MINI-EXCAVATOR 12000 LBS DSL CAB WHEELED	\$5,310.00	\$2,160.00	\$945.00
811	240-1700	MINI-EXCAVATOR 14000-19000 LBS DSL ROPS	\$2,709.00	\$1,035.00	\$405.00
812	240-1710	MINI-EXCAVATOR 14000-19000 LBS DSL CAB	\$2,709.00	\$1,035.00	\$405.00
813	240-2000	EXCAVATOR 28000-38000 LBS STD REACH	\$3,618.00	\$1,368.00	\$567.00
814	240-2020	EXCAVATOR 28000-38000 LBS REDUCED TAIL	\$3,708.00	\$1,368.00	\$585.00
815	240-2030	EXCAVATOR 28000-38000 LBS RED TAILRUBTRK	\$4,680.00	\$1,665.00	\$653.00
816	240-2040	EXCAVATOR 28000-38000 LBS CAB WHEELED	\$7,020.00	\$2,430.00	\$810.00
817	240-2100	EXCAVATOR 39000-42000 LBS STD REACH	\$4,703.00	\$1,764.00	\$729.00
818	240-2200	EXCAVATOR 43000-49999 LBS STD REACH	\$4,703.00	\$1,764.00	\$729.00
819	240-2210	EXCAVATOR 43000-49999 LBS LONG REACH	\$6,750.00	\$2,610.00	\$1,090.00
820	240-2300	EXCAVATOR 50000-59999 LBS STD REACH	\$6,274.00	\$2,502.00	\$1,013.00
<b>821</b>	<b>240-2310</b>	<b>EXCAVATOR 50000-59999 LBS LONG REACH</b>	<b>\$9,315.00</b>	<b>\$3,637.00</b>	<b>\$1,394.00</b>
822	240-2320	EXCAVATOR 50000-59999 LBS REDUCED TAIL	\$6,274.00	\$2,502.00	\$1,013.00
<b>823</b>	<b>240-2350</b>	<b>EXCAVATOR 50000-59999 LBS WHEELED</b>	<b>\$9,315.00</b>	<b>\$3,637.00</b>	<b>\$1,394.00</b>
824	240-2400	EXCAVATOR 60000-69999 LBS STD REACH	\$7,043.00	\$2,844.00	\$1,148.00
825	240-2500	EXCAVATOR 70000-80000 LBS STD REACH	\$8,100.00	\$3,348.00	\$1,339.00
<b>826</b>	<b>240-2510</b>	<b>EXCAVATOR 70000-80000 LBS REDUCED TAIL</b>	<b>\$10,530.00</b>	<b>\$4,172.00</b>	<b>\$1,582.00</b>
827	250-1100	DOZER STD TRACK 70-85 HP ROPS	\$3,042.00	\$1,292.00	\$507.00
828	250-1140	DOZER WIDE TRACK 70-85 HP ROPS	\$3,207.00	\$1,292.00	\$507.00
829	250-1160	DOZER WIDE TRACK 70-85 HP CAB	\$3,308.00	\$1,332.00	\$527.00
830	250-1200	DOZER STD TRACK 86-95 HP ROPS	\$3,389.00	\$1,350.00	\$563.00
831	250-1220	DOZER STD TRACK 86-95 HP CAB	\$3,461.00	\$1,368.00	\$585.00
832	250-1240	DOZER WIDE TRACK 86-95 HP ROPS	\$3,461.00	\$1,368.00	\$563.00
833	250-1260	DOZER WIDE TRACK 86-95 HP CAB	\$3,600.00	\$1,422.00	\$585.00
834	250-1300	DOZER STD TRACK 96-105 HP ROPS	\$3,600.00	\$1,517.00	\$608.00
835	250-1320	DOZER STD TRACK 96-105 HP CAB	\$3,807.00	\$1,548.00	\$648.00
836	250-1340	DOZER WIDE TRACK 96-105 HP ROPS	\$3,713.00	\$1,517.00	\$608.00
837	250-1360	DOZER WIDE TRACK 96-105 HP CAB	\$3,915.00	\$1,548.00	\$648.00
838	250-1420	DOZER STD TRACK 106-130 HP CAB	\$5,907.00	\$2,268.00	\$959.00
839	250-1450	DOZER WIDE TRACK 106-130 HP ROPS	\$5,907.00	\$2,268.00	\$932.00
840	250-1460	DOZER WIDE TRACK 106-130 HP CAB	\$5,907.00	\$2,268.00	\$959.00
841	250-1560	DOZER WIDE TRACK 131-165 HP CAB	\$7,088.00	\$2,768.00	\$1,049.00
842	250-1660	DOZER WIDE TRACK 165-205 HP CAB	\$8,438.00	\$3,020.00	\$1,211.00
843	260-1100	ROAD GRADER 110-119HP DSL	\$4,982.00	\$1,722.00	\$628.00
844	260-1120	ROAD GRADER 130-139HP DSL	\$7,196.00	\$2,563.00	\$936.00
845	265-1010	COMPACT LOADER 0.75 YD STD BKT DSL	\$2,397.00	\$936.00	\$446.00
846	265-1110	COMPACT LOADER 1.0-1.4 YD STD BKT DSL	\$2,597.00	\$1,008.00	\$486.00
847	265-1300	WHEEL LOADER 2.0-2.4 YD STD BKT DSL	\$3,393.00	\$1,323.00	\$473.00
848	265-1310	WHEEL LOADER 3.0-3.4 YD STD BKT DSL	\$4,320.00	\$1,485.00	\$581.00
849	265-1320	WHEEL LOADER 2.5-3.4 YD MP BKT DSL	\$4,455.00	\$1,665.00	\$590.00
850	265-1410	WHEEL LOADER 3.5-3.9 YD STD BKT DSL	\$4,455.00	\$1,665.00	\$599.00

**EXHIBIT A.1**  
**PRICING SCHEDULE - OMNIA PLATINUM**

	<b>CAT CLASS</b>	<b>DESCRIPTION</b>	<b>MONTH</b>	<b>WEEK</b>	<b>DAY</b>
851	265-1510	WHEEL LOADER 4.0-4.5 YD STD BKT DSL	\$5,513.00	\$1,764.00	\$698.00
852	265-1520	WHEEL LOADER 4.0-4.5 YD MP BKT DSL	\$5,715.00	\$2,039.00	\$747.00
853	265-1610	WHEEL LOADER 4.6-5.5 YD STD BKT DSL	\$9,900.00	\$3,087.00	\$1,197.00
854	275-1120	TRACTOR COMPACT 20-29HP 4WD DSL	\$1,215.00	\$504.00	\$194.00
855	275-1140	TRACTOR 30-39HP 4WD DSL	\$1,317.00	\$536.00	\$215.00
856	275-1160	TRACTOR 40-49HP 4WD DSL	\$1,384.00	\$549.00	\$223.00
857	275-1200	TRACTOR 60-69HP 4WD DSL	\$1,418.00	\$576.00	\$231.00
858	275-1300	TRACTOR 90-99HP 4WD DSL	\$1,553.00	\$575.00	\$243.00
859	275-2140	TRACTOR LOADER 30-39HP 4WD DSL	\$1,452.00	\$644.00	\$250.00
860	275-2200	TRACTOR SKIPLOADER 60-90HP 4WD DSL	\$1,890.00	\$788.00	\$284.00
861	280-1010	TRENCHER CABLE INSTALLER W/B GAS	\$648.00	\$293.00	\$90.00
862	280-1020	TRENCHER W/B TRACK 24IN GAS	\$860.00	\$491.00	\$167.00
863	280-1030	TRENCHER W/B TRACK 30IN GAS	\$895.00	\$491.00	\$178.00
864	280-1040	TRENCHER W/B TRACK 36IN GAS	\$895.00	\$491.00	\$178.00
865	280-1060	TRENCHER W/B WHEEL 0IN TO 18IN GAS	\$692.00	\$333.00	\$122.00
866	280-1070	TRENCHER W/B WHEEL 24IN GAS	\$810.00	\$454.00	\$158.00
867	280-1090	TRENCHER W/B WHEEL 36IN GAS	\$827.00	\$454.00	\$170.00
868	280-1110	TRENCHER RIDE-ON 35-49HP DSL	\$1,953.00	\$864.00	\$345.00
869	280-1150	TRENCHER RIDE-ON 120-130HP DSL	\$7,560.00	\$3,240.00	\$1,215.00
870	290-1000	WB LOADER ATTACHMENT AUGER	\$345.00	\$134.00	\$47.00
871	290-1005	WB LOADER ATTACHMENT TRENCHER	\$421.00	\$203.00	\$73.00
872	290-1010	WB LOADER SOIL CONDITIONER	\$689.00	\$284.00	\$95.00
873	290-1015	WB LOADER ATTACHMENT TILLER	\$498.00	\$223.00	\$81.00
874	290-1020	WB LOADER ATTACHMENT LEVELER	\$115.00	\$49.00	\$17.00
875	290-1025	WB LOADER ATTACHMENT BREAKER <250 LBS	\$842.00	\$401.00	\$141.00
876	290-1030	WB LOADER ATTACHMENT ROTARY BRUSH MOWER	\$746.00	\$304.00	\$107.00
877	290-1035	WB LOADER ATTACHMENT BUCKET	\$69.00	\$24.00	\$9.00
878	290-1040	WB LOADER ATTACHMENT GRAPPLE BKT 36IN	\$329.00	\$146.00	\$51.00
879	290-1045	WB LOADER ATTACHMENT GRAPPLE BKT 42IN	\$329.00	\$146.00	\$51.00
880	290-1050	WB LOADER ATTACHMENT GRAPPLE BKT 48IN	\$329.00	\$146.00	\$51.00
881	290-1060	WB LOADER ATTACHMENT FORKS	\$172.00	\$61.00	\$22.00
<b>882</b>	<b>290-1065</b>	<b>WB LOADER ATTACHMENT BRUSH GRAPPLE</b>	<b>\$348.00</b>	<b>\$146.00</b>	<b>\$51.00</b>
883	290-1070	WB LOADER ATTACHMENT DOZER BLADE	\$345.00	\$146.00	\$51.00
884	290-1080	WB LOADER ATTACHMENT BORING	\$345.00	\$183.00	\$81.00
<b>885</b>	<b>290-1090</b>	<b>WB LOADER ATTACHMENT VIBRATORY PLOW</b>	<b>\$689.00</b>	<b>\$284.00</b>	<b>\$95.00</b>
886	290-2000	SKIDSTEER ATTACHMENT AUGER MED TORQUE	\$574.00	\$231.00	\$81.00
887	290-2005	SKIDSTEER ATTACHMENT AUGER HI TORQUE	\$574.00	\$231.00	\$81.00
888	290-2010	SKIDSTEER ATTACHMENT ANGLE BROOM	\$651.00	\$284.00	\$95.00
889	290-2015	SKIDSTEER ATTACHMENT SWEEPER	\$651.00	\$284.00	\$95.00
890	290-2020	SKIDSTEER ATTACHMENT SNOW PUSHER	\$421.00	\$203.00	\$103.00
891	290-2022	SKIDSTEER ATTACHMENT ANGLE SNOW PLOW	\$527.00	\$225.00	\$104.00
892	290-2025	SKIDSTEER ATTACHMENT SNOW BLOWER	\$574.00	\$243.00	\$120.00
893	290-2030	SKIDSTEER ATTACHMENT TRENCHER	\$918.00	\$365.00	\$124.00
894	290-2035	SKIDSTEER ATTACHMENT LEVELER	\$576.00	\$230.00	\$81.00
895	290-2045	SKIDSTEER ATTACHMENT ROOT RAKE W CLAMP	\$345.00	\$170.00	\$77.00
896	290-2050	SKIDSTEER ATTACHMENT ROCK HOUND RAKE	\$761.00	\$304.00	\$124.00
897	290-2055	SKIDSTEER ATTACHMENT SOIL CONDITIONER	\$761.00	\$304.00	\$124.00
898	290-2057	SKIDSTEER ATTACHMENT FLAIL MOWER	\$1,722.00	\$729.00	\$257.00
899	290-2058	SKIDSTEER ATTACHMENT BRUSH CUTTER 60 SF	\$1,129.00	\$474.00	\$167.00
900	290-2059	SKIDSTEER ATTACHMENT BRUSH CUTTER 66 SF	\$1,052.00	\$418.00	\$149.00

**EXHIBIT A.1**  
**PRICING SCHEDULE - OMNIA PLATINUM**

	<b>CAT CLASS</b>	<b>DESCRIPTION</b>	<b>MONTH</b>	<b>WEEK</b>	<b>DAY</b>
901	290-2060	SKIDSTEER ATTACHMENT BRUSH CUTTER 72 SF	\$1,129.00	\$474.00	\$167.00
902	290-2061	SKIDSTEER ATTACHMENT BRUSH CUTTER 96 SF	\$1,607.00	\$680.00	\$239.00
903	290-2062	SKIDSTEER ATTACHMENT BRUSH CUTTER 60 HF	\$1,607.00	\$680.00	\$239.00
904	290-2063	SKIDSTEER ATTACHMENT BRUSH CUTTER 72 HF	\$1,339.00	\$567.00	\$201.00
905	290-2065	SKIDSTEER ATTACHMENT FORESTRY MULCHER	\$3,443.00	\$1,620.00	\$684.00
906	290-2070	SKIDSTEER ATTACHMENT PLANER 14IN SF	\$1,836.00	\$932.00	\$278.00
907	290-2073	SKIDSTEER ATTACHMENT PLANER 18IN HF	\$1,913.00	\$993.00	\$325.00
908	290-2075	SKIDSTEER ATTACHMENT PLANER 24IN HF	\$2,257.00	\$1,175.00	\$385.00
909	290-2080	SKIDSTEER ATTACHMENT TILLER	\$574.00	\$264.00	\$95.00
910	290-2085	SKIDSTEER ATTACHMENT SILTFENCE INSTALLER	\$551.00	\$194.00	\$68.00
911	290-2090	SKIDSTEER ATTACHMENT STUMP GRINDER	\$746.00	\$324.00	\$98.00
912	290-2092	SKIDSTEER ATTACHMENT POST DRIVER	\$765.00	\$306.00	\$108.00
913	290-2095	SKIDSTEER ATTACHMENT SPREADER	\$551.00	\$194.00	\$68.00
914	290-2100	SKIDSTEER ATTACHMENT TREE BOOM	\$321.00	\$170.00	\$60.00
915	290-2105	SKIDSTEER ATTACHMENT TILE SCRAPER	\$367.00	\$194.00	\$68.00
916	290-2110	SKIDSTEER ATTACHMENT BACKHOE	\$746.00	\$324.00	\$98.00
<b>917</b>	<b>290-2120</b>	<b>SKIDSTEER ATTACHMENT SHEAR</b>	<b>\$790.00</b>	<b>\$324.00</b>	<b>\$98.00</b>
918	290-2125	SKIDSTEER ATTACHMENT DOZER BLADE	\$321.00	\$170.00	\$60.00
919	290-2130	SKIDSTEER ATTACHMENT MISCELLANEOUS	\$367.00	\$194.00	\$68.00
920	290-2135	SKIDSTEER ATTACHMENT VACUUM LIFT BATTERY	\$729.00	\$365.00	\$153.00
921	290-2140	SKIDSTEER ATTACHMENT FORKS 42IN	\$214.00	\$97.00	\$34.00
922	290-2145	SKIDSTEER ATTACHMENT FORKS 48IN	\$214.00	\$97.00	\$34.00
<b>923</b>	<b>290-2155</b>	<b>SKIDSTEER ATTACHMENT FORKS 72IN</b>	<b>\$454.00</b>	<b>\$194.00</b>	<b>\$68.00</b>
924	290-2195	SKIDSTEER ATTACHMENT ASPHALT FLOAT	\$804.00	\$340.00	\$149.00
925	290-2200	SKIDSTEER ATTACHMENT BREAKER <90 LBS	\$842.00	\$401.00	\$141.00
926	290-2205	SKIDSTEER ATTACHMENT BREAKER 91-190 LBS	\$842.00	\$401.00	\$141.00
927	290-2210	SKIDSTEER ATTACHMENT BREAKER 191-290 LBS	\$842.00	\$401.00	\$141.00
928	290-2220	SKIDSTEER ATTACHMENT BREAKER 291-390 LBS	\$842.00	\$401.00	\$141.00
929	290-2225	SKIDSTEER ATTACHMENT BREAKER 391-600 LBS	\$1,033.00	\$474.00	\$167.00
930	290-2230	COMBO SSL M-EX ATTACH BREAKER 391-600LBS	\$1,033.00	\$474.00	\$167.00
931	290-2235	SKIDSTEER ATTACHMENT BREAKER 601-900 LBS	\$1,033.00	\$474.00	\$167.00
932	290-2240	SKIDSTEER ATTACHMENT BREAKER 901-1250LBS	\$1,033.00	\$474.00	\$167.00
933	290-2300	SKIDSTEER ATTACHMENT BUCKET 36IN	\$69.00	\$24.00	\$9.00
934	290-2320	SKIDSTEER ATTACHMENT BUCKET 44IN 4 IN 1	\$345.00	\$122.00	\$51.00
935	290-2325	SKIDSTEER ATTACHMENT BUCKET 44IN	\$69.00	\$24.00	\$9.00
936	290-2332	SKIDSTEER ATTACHMENT BUCKET 56IN LOW-PRO	\$69.00	\$24.00	\$9.00
937	290-2340	SKIDSTEER ATTACHMENT BUCKET 62IN	\$69.00	\$24.00	\$9.00
938	290-2345	SKIDSTEER ATTACHMENT BUCKET 62IN 4 IN 1	\$345.00	\$122.00	\$51.00
939	290-2350	SKIDSTEER ATTACHMENT BUCKET 62IN LOW-PRO	\$69.00	\$24.00	\$9.00
940	290-2360	SKIDSTEER ATTACHMENT BUCKET 66IN	\$69.00	\$24.00	\$9.00
941	290-2365	SKIDSTEER ATTACHMENT BUCKET 66IN 4 IN 1	\$345.00	\$122.00	\$51.00
942	290-2370	SKIDSTEER ATTACHMENT BUCKET 66IN LOW-PRO	\$69.00	\$24.00	\$9.00
943	290-2380	SKIDSTEER ATTACHMENT BUCKET 68IN	\$69.00	\$24.00	\$9.00
944	290-2385	SKIDSTEER ATTACHMENT BUCKET 68IN 4 IN 1	\$345.00	\$122.00	\$51.00
945	290-2390	SKIDSTEER ATTACHMENT BUCKET 68IN LOW-PRO	\$69.00	\$24.00	\$9.00
946	290-2400	SKIDSTEER ATTACHMENT BUCKET 72IN	\$69.00	\$24.00	\$9.00
947	290-2402	SKIDSTEER ATTACHMENT BUCKET 72IN LOW-PRO	\$70.00	\$25.00	\$9.00
948	290-2405	SKIDSTEER ATTACHMENT BUCKET 72IN 4 IN 1	\$345.00	\$122.00	\$51.00
949	290-2420	SKIDSTEER ATTACHMENT BUCKET 74IN	\$69.00	\$24.00	\$9.00
950	290-2425	SKIDSTEER ATTACHMENT BUCKET 74IN 4 IN 1	\$345.00	\$122.00	\$51.00



**EXHIBIT A.1**  
**PRICING SCHEDULE - OMNIA PLATINUM**

	<b>CAT CLASS</b>	<b>DESCRIPTION</b>	<b>MONTH</b>	<b>WEEK</b>	<b>DAY</b>
951	290-2430	SKIDSTEER ATTACHMENT BUCKET 74IN LIGHT	\$69.00	\$24.00	\$9.00
952	290-2435	SKIDSTEER ATTACHMENT BUCKET 74IN LOW-PRO	\$69.00	\$24.00	\$9.00
953	290-2440	SKIDSTEER ATTACHMENT BUCKET 78IN LOW-PRO	\$69.00	\$24.00	\$9.00
954	290-2460	SKIDSTEER ATTACHMENT BUCKET 80IN	\$69.00	\$24.00	\$9.00
955	290-2467	SKIDSTEER ATTACHMENT BUCKET 80IN LOW-PRO	\$69.00	\$24.00	\$9.00
<b>956</b>	<b>290-2475</b>	<b>SKIDSTEER ATTACHMENT BUCKET 84IN</b>	<b>\$69.00</b>	<b>\$24.00</b>	<b>\$9.00</b>
957	290-2500	SKIDSTEER ATTACHMENT BRUSH GRAPPLE	\$421.00	\$183.00	\$64.00
958	290-2502	SKIDSTEER ATTACHMENT GRAPPLE BKT 36IN	\$409.00	\$153.00	\$49.00
959	290-2503	SKIDSTEER ATTACHMENT GRAPPLE BKT 48IN	\$409.00	\$153.00	\$49.00
960	290-2505	SKIDSTEER ATTACHMENT GRAPPLE BKT 60-65IN	\$440.00	\$194.00	\$68.00
961	290-2510	SKIDSTEER ATTACHMENT GRAPPLE BKT 66-71IN	\$440.00	\$194.00	\$68.00
962	290-2515	SKIDSTEER ATTACHMENT GRAPPLE BKT 72-77IN	\$440.00	\$194.00	\$68.00
<b>963</b>	<b>290-2520</b>	<b>SKIDSTEER ATTACHMENT GRAPPLE BKT &gt;77IN</b>	<b>\$440.00</b>	<b>\$194.00</b>	<b>\$68.00</b>
964	290-2600	TOOLCAT ATTACHMENT SPREADER	\$440.00	\$194.00	\$68.00
965	290-3000	TRACTOR ATTACHMENT AUGER	\$689.00	\$267.00	\$95.00
966	290-3010	TRACTOR ATTACHMENT SNOW PUSHER	\$440.00	\$158.00	\$73.00
967	290-3020	TRACTOR ATTACHMENT RIPPER	\$306.00	\$122.00	\$43.00
968	290-3030	TRACTOR ATTACHMENT BOX BLADE	\$306.00	\$122.00	\$43.00
<b>969</b>	<b>290-3035</b>	<b>TRACTOR ATTACHMENT LANDSCAPE RAKE 3PT</b>	<b>\$324.00</b>	<b>\$122.00</b>	<b>\$43.00</b>
970	290-3040	TRACTOR ATTACHMENT ROTARY BRUSH MOWER	\$364.00	\$134.00	\$56.00
<b>971</b>	<b>290-3045</b>	<b>TRACTOR ATTACHMENT BOOM MOWER</b>	<b>\$1,395.00</b>	<b>\$540.00</b>	<b>\$225.00</b>
972	290-3047	TRACTOR ATTACHMENT FLAIL MOWER	\$567.00	\$221.00	\$72.00
973	290-3060	TRACTOR ATTACHMENT TILLER	\$498.00	\$183.00	\$64.00
974	290-3070	TRACTOR ATTACHMENT SPREADER	\$345.00	\$122.00	\$51.00
<b>975</b>	<b>290-3080</b>	<b>TRACTOR ATTACHMENT BACKHOE</b>	<b>\$932.00</b>	<b>\$401.00</b>	<b>\$124.00</b>
976	290-4010	BACKHOE ATTACHMENT COMPACTION WHL 12IN	\$651.00	\$304.00	\$107.00
977	290-4015	BACKHOE ATTACHMENT COMPACTION WHL 18IN	\$651.00	\$304.00	\$107.00
978	290-4020	BACKHOE ATTACHMENT COMPACTION WHL 24IN	\$651.00	\$304.00	\$107.00
979	290-4025	BACKHOE ATTACHMENT SHEAR	\$2,869.00	\$1,211.00	\$423.00
980	290-4030	BACKHOE ATTACHMENT THUMB	\$115.00	\$61.00	\$22.00
981	290-4050	BACKHOE ATTACHMENT FORKS 42IN	\$264.00	\$110.00	\$39.00
982	290-4055	BACKHOE ATTACHMENT FORKS 48IN	\$264.00	\$110.00	\$39.00
983	290-4060	BACKHOE ATTACHMENT FORKS 60IN	\$287.00	\$122.00	\$43.00
<b>984</b>	<b>290-4065</b>	<b>BACKHOE ATTACHMENT FORKS 72IN</b>	<b>\$287.00</b>	<b>\$122.00</b>	<b>\$43.00</b>
985	290-4100	BACKHOE BUCKET CRIBBING 8IN QC	\$90.00	\$45.00	\$23.00
986	290-4105	BACKHOE BUCKET CRIBBING 8IN PO	\$90.00	\$45.00	\$23.00
987	290-4120	BACKHOE BUCKET TRENCH 12IN QC	\$90.00	\$45.00	\$23.00
988	290-4130	BACKHOE BUCKET TRENCH 16IN QC	\$90.00	\$45.00	\$23.00
989	290-4140	BACKHOE BUCKET TRENCH 18IN QC	\$90.00	\$45.00	\$23.00
<b>990</b>	<b>290-4145</b>	<b>BACKHOE BUCKET TRENCH 18IN PO</b>	<b>\$90.00</b>	<b>\$45.00</b>	<b>\$23.00</b>
991	290-4150	BACKHOE BUCKET TRENCH 24IN QC	\$90.00	\$45.00	\$23.00
<b>992</b>	<b>290-4152</b>	<b>BACKHOE BUCKET SMOOTH 24IN QC</b>	<b>\$90.00</b>	<b>\$45.00</b>	<b>\$23.00</b>
993	290-4155	BACKHOE BUCKET TRENCH 24IN PO	\$90.00	\$45.00	\$23.00
994	290-4160	BACKHOE BUCKET TRENCH 30IN QC	\$90.00	\$45.00	\$23.00
995	290-4170	BACKHOE BUCKET TRENCH 36IN QC	\$90.00	\$45.00	\$23.00
996	290-4180	BACKHOE BUCKET SMOOTH 36IN QC	\$90.00	\$45.00	\$23.00
997	290-4190	BACKHOE BUCKET TRENCH 42IN QC	\$253.00	\$89.00	\$39.00
<b>998</b>	<b>290-4205</b>	<b>BACKHOE BUCKET SMOOTH 48IN QC</b>	<b>\$253.00</b>	<b>\$89.00</b>	<b>\$39.00</b>
999	290-4210	BACKHOE BUCKET TRENCH 48IN QC	\$253.00	\$89.00	\$39.00
<b>1000</b>	<b>290-4275</b>	<b>BACKHOE BUCKET 1YD COMBO</b>	<b>\$563.00</b>	<b>\$194.00</b>	<b>\$68.00</b>

**EXHIBIT A.1**  
**PRICING SCHEDULE - OMNIA PLATINUM**

	<b>CAT CLASS</b>	<b>DESCRIPTION</b>	<b>MONTH</b>	<b>WEEK</b>	<b>DAY</b>
1001	290-4280	BACKHOE BUCKET 1YD SIDE DUMP	\$651.00	\$304.00	\$107.00
1002	290-5000	MINI-EX ATTACHMENT AUGER MED TORQUE	\$574.00	\$231.00	\$81.00
1003	290-5010	MINI-EX ATTACHMENT COMPACTION WHL	\$536.00	\$243.00	\$86.00
1004	290-5020	MINI-EX ATTACHMENT FORESTRY MULCHER	\$2,295.00	\$1,094.00	\$427.00
1005	290-5145	MINI-EX ATTACHMENT BREAKER 91-190 LBS	\$842.00	\$401.00	\$141.00
1006	290-5150	MINI-EX ATTACHMENT BREAKER 191-290 LBS	\$1,033.00	\$474.00	\$167.00
1007	290-5155	MINI-EX ATTACHMENT BREAKER 291-390 LBS	\$1,033.00	\$474.00	\$167.00
1008	290-5160	MINI-EX ATTACHMENT BREAKER 391-600 LBS	\$1,033.00	\$474.00	\$167.00
1009	290-5165	MINI-EX ATTACHMENT BREAKER 601-900 LBS	\$1,875.00	\$912.00	\$320.00
1010	290-5180	MINI-EX ATTACH SWING CPLR UP TO 9K LBS	\$345.00	\$122.00	\$43.00
<b>1011</b>	<b>290-5182</b>	<b>MINI-EX ATTACH SWING CPLR 9-12K LBS</b>	<b>\$426.00</b>	<b>\$146.00</b>	<b>\$51.00</b>
1012	290-5184	MINI-EX TLB ATTACH SWING CPLR 12-14K LBS	\$447.00	\$170.00	\$60.00
1013	290-5186	MINI-EX TLB ATTACH SWING CPLR 14-20K LBS	\$498.00	\$194.00	\$68.00
1014	290-5205	MINI-EX <19K LBS BUCKET CRIBBING 8IN PO	\$115.00	\$41.00	\$17.00
1015	290-5210	MINI-EX <19K LBS BUCKET CRIBBING 10IN QC	\$115.00	\$41.00	\$17.00
1016	290-5220	MINI-EX <19K LBS BUCKET TRENCH <12IN QC	\$115.00	\$41.00	\$17.00
1017	290-5225	MINI-EX <19K LBS BUCKET TRENCH <12IN PO	\$115.00	\$41.00	\$17.00
1018	290-5240	MINI-EX <19K LBS BUCKET TRENCH 12IN QC	\$115.00	\$41.00	\$17.00
1019	290-5245	MINI-EX <19K LBS BUCKET TRENCH 12IN PO	\$115.00	\$41.00	\$17.00
1020	290-5250	MINI-EX <19K LBS BUCKET SMOOTH 12IN QC	\$115.00	\$41.00	\$17.00
1021	290-5270	MINI-EX <19K LBS BUCKET TRENCH 16IN QC	\$115.00	\$41.00	\$17.00
1022	290-5280	MINI-EX <19K LBS BUCKET TRENCH 18IN QC	\$115.00	\$41.00	\$17.00
1023	290-5285	MINI-EX <19K LBS BUCKET TRENCH 18IN PO	\$115.00	\$41.00	\$17.00
1024	290-5290	MINI-EX <19K LBS BUCKET SMOOTH 18IN QC	\$115.00	\$41.00	\$17.00
<b>1025</b>	<b>290-5300</b>	<b>MINI-EX &lt;19K LBS BUCKET TRENCH 20IN QC</b>	<b>\$115.00</b>	<b>\$41.00</b>	<b>\$17.00</b>
1026	290-5320	MINI-EX <19K LBS BUCKET TRENCH 24IN QC	\$115.00	\$41.00	\$17.00
1027	290-5325	MINI-EX <19K LBS BUCKET TRENCH 24IN PO	\$115.00	\$41.00	\$17.00
1028	290-5330	MINI-EX <19K LBS BUCKET SMOOTH 24IN QC	\$115.00	\$41.00	\$17.00
1029	290-5340	MINI-EX <19K LBS BUCKET TRENCH 30IN QC	\$115.00	\$41.00	\$17.00
1030	290-5350	MINI-EX <19K LBS BUCKET SMOOTH 30 IN QC	\$115.00	\$41.00	\$17.00
1031	290-5360	MINI-EX <19K LBS BUCKET TRENCH 36IN QC	\$115.00	\$41.00	\$17.00
1032	290-5365	MINI-EX <19K LBS BUCKET TRENCH 36IN PO	\$115.00	\$41.00	\$17.00
1033	290-5370	MINI-EX <19K LBS BUCKET SMOOTH 36IN QC	\$115.00	\$41.00	\$17.00
1034	290-5380	MINI-EX <19K LBS BUCKET SWING 36IN QC	\$115.00	\$41.00	\$17.00
1035	290-5390	MINI-EX <19K LBS BUCKET TRENCH 42IN QC	\$172.00	\$61.00	\$26.00
1036	290-5410	MINI-EX <19K LBS BUCKET TRENCH 48N QC	\$172.00	\$61.00	\$26.00
1037	290-5420	MINI-EX <19K LBS BUCKET SMOOTH 48IN QC	\$172.00	\$61.00	\$26.00
1038	290-5425	MINI-EX <19K LBS BUCKET SMOOTH 48IN PO	\$172.00	\$61.00	\$26.00
<b>1039</b>	<b>290-5460</b>	<b>MINI-EX &lt;19K LBS BUCKET SWING 54IN QC</b>	<b>\$172.00</b>	<b>\$61.00</b>	<b>\$26.00</b>
1040	290-6000	EXCAVAT 28K-39K BUCKET TRENCH 12IN QC	\$230.00	\$81.00	\$34.00
1041	290-6010	EXCAVAT 28K-39K BUCKET TRENCH 18IN QC	\$230.00	\$81.00	\$34.00
1042	290-6015	EXCAVAT 28K-39K BUCKET TRENCH 18IN PO	\$230.00	\$81.00	\$34.00
1043	290-6020	EXCAVAT 28K-39K BUCKET TRENCH 24IN QC	\$230.00	\$81.00	\$34.00
1044	290-6025	EXCAVAT 28K-39K BUCKET TRENCH 24IN PO	\$230.00	\$81.00	\$34.00
1045	290-6030	EXCAVAT 28K-39K BUCKET TRENCH 30IN QC	\$230.00	\$81.00	\$34.00
1046	290-6035	EXCAVAT 28K-39K BUCKET TRENCH 30IN PO	\$230.00	\$81.00	\$34.00
1047	290-6040	EXCAVAT 28K-39K BUCKET TRENCH 36IN QC	\$230.00	\$81.00	\$34.00
1048	290-6045	EXCAVAT 28K-39K BUCKET TRENCH 36IN PO	\$230.00	\$81.00	\$34.00
1049	290-6050	EXCAVAT 28K-39K BUCKET TRENCH 42IN QC	\$230.00	\$81.00	\$34.00
1050	290-6055	EXCAVAT 28K-39K BUCKET TRENCH 42IN PO	\$230.00	\$81.00	\$34.00

**EXHIBIT A.1**  
**PRICING SCHEDULE - OMNIA PLATINUM**

	<b>CAT CLASS</b>	<b>DESCRIPTION</b>	<b>MONTH</b>	<b>WEEK</b>	<b>DAY</b>
1051	290-6060	EXCAVAT 28K-39K BUCKET TRENCH 48IN QC	\$230.00	\$81.00	\$34.00
1052	290-6065	EXCAVAT 28K-39K BUCKET TRENCH 48IN PO	\$230.00	\$81.00	\$34.00
<b>1053</b>	<b>290-6070</b>	<b>EXCAVAT 28K-39K BUCKET SCREEN 48IN QC</b>	<b>\$230.00</b>	<b>\$81.00</b>	<b>\$34.00</b>
1054	290-6080	EXCAVAT 28K-39K BUCKET TRENCH 60IN QC	\$345.00	\$122.00	\$51.00
1055	290-6082	EXCAVAT 28K-39K BUCKET SMOOTH 60IN QC	\$345.00	\$122.00	\$51.00
1056	290-6085	EXCAVAT 28K-39K BUCKET TRENCH 60IN PO	\$345.00	\$122.00	\$51.00
1057	290-6105	EXCAVAT 28K-39K BUCKET TRENCH 72IN QC	\$345.00	\$122.00	\$51.00
1058	290-6135	EXCAVAT 39K-50K BUCKET TRENCH 24IN PO	\$287.00	\$102.00	\$43.00
1059	290-6145	EXCAVAT 39K-50K BUCKET TRENCH 30IN PO	\$287.00	\$102.00	\$43.00
1060	290-6155	EXCAVAT 39K-50K BUCKET TRENCH 36IN PO	\$287.00	\$102.00	\$43.00
1061	290-6165	EXCAVAT 39K-50K BUCKET TRENCH 42IN PO	\$287.00	\$102.00	\$43.00
<b>1062</b>	<b>290-6170</b>	<b>EXCAVAT 39K-50K BUCKET SCREEN 48IN PO</b>	<b>\$287.00</b>	<b>\$102.00</b>	<b>\$43.00</b>
1063	290-6175	EXCAVAT 39K-50K BUCKET TRENCH 48IN PO	\$287.00	\$102.00	\$43.00
1064	290-6185	EXCAVAT 39K-50K BUCKET TRENCH 54IN PO	\$401.00	\$150.00	\$64.00
1065	290-6195	EXCAVAT 39K-50K BUCKET TRENCH 60IN PO	\$401.00	\$150.00	\$64.00
<b>1066</b>	<b>290-6210</b>	<b>EXCAVAT 39K-50K BUCKET SMOOTH 66IN PO</b>	<b>\$401.00</b>	<b>\$150.00</b>	<b>\$64.00</b>
1067	290-6215	EXCAVAT 39K-50K BUCKET SMOOTH 72IN PO	\$401.00	\$150.00	\$64.00
1068	290-6245	EXCAVAT 50K-60K BUCKET TRENCH 24IN PO	\$287.00	\$102.00	\$43.00
1069	290-6265	EXCAVAT 50K-60K BUCKET TRENCH 36IN PO	\$287.00	\$102.00	\$43.00
1070	290-6285	EXCAVAT 50K-60K BUCKET TRENCH 48IN PO	\$287.00	\$102.00	\$43.00
1071	290-6295	EXCAVAT 50K-60K BUCKET TRENCH 54IN PO	\$401.00	\$150.00	\$64.00
<b>1072</b>	<b>290-6345</b>	<b>EXCAVAT 60K-80K BUCKET TRENCH 24IN PO</b>	<b>\$345.00</b>	<b>\$122.00</b>	<b>\$51.00</b>
1073	290-6365	EXCAVAT 60K-80K BUCKET TRENCH 36IN PO	\$345.00	\$122.00	\$51.00
1074	290-6375	EXCAVAT 60K-80K BUCKET TRENCH 42IN PO	\$345.00	\$122.00	\$51.00
1075	290-6395	EXCAVAT 60K-80K BUCKET TRENCH 54IN PO	\$345.00	\$122.00	\$51.00
1076	290-6405	EXCAVAT 60K-80K BUCKET TRENCH 60IN PO	\$517.00	\$183.00	\$77.00
1077	290-6425	EXCAVAT 60K-80K BUCKET TRENCH 72IN PO	\$517.00	\$183.00	\$77.00
<b>1078</b>	<b>290-6500</b>	<b>EXCAVAT ATTACHMENT GRAPPLE BUCKET</b>	<b>\$3,726.00</b>	<b>\$1,244.00</b>	<b>\$449.00</b>
1079	290-6510	EXCAVAT ATTACHMENT FLAIL MOWER	\$1,148.00	\$608.00	\$214.00
1080	290-6517	EXCAVAT ATTACHMENT FORESTRY MULCHER	\$3,443.00	\$1,530.00	\$612.00
1081	290-6530	EXCAVAT ATTACHMENT COMPACTION WHL 24IN	\$1,110.00	\$486.00	\$193.00
<b>1082</b>	<b>290-6535</b>	<b>EXCAVAT ATTACHMENT COMPACTION WHL 36IN</b>	<b>\$1,110.00</b>	<b>\$486.00</b>	<b>\$193.00</b>
<b>1083</b>	<b>290-6580</b>	<b>EXCAVAT ATTACHMENT SWING CPLR 28-38K LBS</b>	<b>\$588.00</b>	<b>\$219.00</b>	<b>\$77.00</b>
1084	290-6585	BACKHOE/8MT EXC ATTACHMENT AUGER	\$804.00	\$304.00	\$107.00
1085	290-6590	EXCAVAT ATTACHMENT THUMB	\$291.00	\$158.00	\$60.00
1086	290-6600	EXCAVAT ATTACH P/COMPACTOR 200-299 LBS	\$478.00	\$175.00	\$68.00
1087	290-6700	EXC TLB ATTACH BREAKER 1251-1800 LBS	\$1,875.00	\$912.00	\$320.00
1088	290-6705	EXCAVAT ATTACHMENT BREAKER 1801-2500 LBS	\$3,443.00	\$1,580.00	\$556.00
1089	290-6710	EXCAVAT ATTACHMENT BREAKER 2501-4800 LBS	\$3,443.00	\$1,580.00	\$556.00
1090	290-6715	EXCAVAT ATTACHMENT BREAKER 4801-6500 LBS	\$4,437.00	\$2,066.00	\$727.00
1091	290-6720	EXCAVAT ATTACHMENT BREAKER >10000 LBS	\$5,967.00	\$2,552.00	\$898.00
1092	290-7000	LOADER ATTACHMENT ROOT RAKE NO CLAMP	\$421.00	\$223.00	\$95.00
1093	290-7005	LOADER ATTACHMENT ROOT RAKE W CLAMP	\$727.00	\$385.00	\$167.00
1094	290-7010	LOADER ATTACHMENT LANDSCAPE RAKE	\$532.00	\$239.00	\$107.00
1095	290-7020	LOADER ATTACHMENT SNOW PUSHER	\$651.00	\$304.00	\$107.00
1096	290-7025	LOADER ATTACHMENT BOOM	\$287.00	\$130.00	\$68.00
1097	290-7030	LOADER ATTACHMENT TRUSS BOOM	\$287.00	\$130.00	\$68.00
1098	290-7035	LOADER ATTACHMENT DRUM ROTATOR	\$287.00	\$130.00	\$68.00
<b>1099</b>	<b>290-7037</b>	<b>LOADER ATTACHMENT FORK ROTATOR</b>	<b>\$365.00</b>	<b>\$183.00</b>	<b>\$77.00</b>
1100	290-7040	LOADER ATTACHMENT FORKS 48IN	\$421.00	\$223.00	\$81.00



**EXHIBIT A.1**  
**PRICING SCHEDULE - OMNIA PLATINUM**

	<b>CAT CLASS</b>	<b>DESCRIPTION</b>	<b>MONTH</b>	<b>WEEK</b>	<b>DAY</b>
1101	290-7045	LOADER ATTACHMENT FORKS 60IN	\$459.00	\$235.00	\$90.00
1102	290-7050	LOADER ATTACHMENT FORKS 72IN	\$498.00	\$251.00	\$103.00
1103	290-7055	LOADER ATTACHMENT FORKS 84IN	\$536.00	\$267.00	\$115.00
1104	290-7060	LOADER ATTACHMENT FORKS 96IN	\$574.00	\$284.00	\$129.00
1105	290-7100	COMPACT LOADER BUCKET	\$287.00	\$130.00	\$68.00
<b>1106</b>	<b>290-7102</b>	<b>LOADER BUCKET SKELETON 3YD</b>	<b>\$608.00</b>	<b>\$284.00</b>	<b>\$129.00</b>
<b>1107</b>	<b>290-7110</b>	<b>LOADER BUCKET &lt;4YD</b>	<b>\$264.00</b>	<b>\$122.00</b>	<b>\$43.00</b>
1108	290-7115	LOADER BUCKET 4YD AND OVER	\$325.00	\$158.00	\$64.00
1109	290-7120	LOADER BUCKET COMBINATION	\$455.00	\$203.00	\$81.00
1110	290-7130	LOADER BUCKET LIGHT MATRL	\$248.00	\$122.00	\$43.00
1111	290-7135	LOADER BUCKET LIGHT MATRL 8YD AND OVER	\$455.00	\$203.00	\$81.00
1112	290-7140	LOADER BUCKET ROLLOUT 5-6YD	\$1,454.00	\$527.00	\$235.00
1113	290-7145	LOADER BUCKET ROLLOUT 7.5YD AND OVER	\$1,645.00	\$628.00	\$278.00
1114	290-7150	LOADER BUCKET SIDE DUMP	\$651.00	\$304.00	\$107.00
1115	290-7155	LOADER ATTACHMENT PIPE GRAPPLE FORK	\$918.00	\$365.00	\$129.00
1116	290-7157	LOADER ATTACHMENT GRAPPLE BUCKET	\$651.00	\$284.00	\$95.00
<b>1117</b>	<b>290-7170</b>	<b>WHEEL LOADER ANGLE SWEEPER</b>	<b>\$2,025.00</b>	<b>\$993.00</b>	<b>\$325.00</b>
<b>1118</b>	<b>290-8000</b>	<b>DOZER ATTACHMENT ROOT RAKE NO CLAMP</b>	<b>\$324.00</b>	<b>\$162.00</b>	<b>\$64.00</b>
1119	290-8020	CONCRETE HWY BARRIER LIFTING TONGS	\$347.00	\$185.00	\$63.00
1120	308-1000	CRANE ATTACHMENT FORKS	\$377.00	\$202.00	\$50.00
1121	340-1050	GLASS HANDLER 770LB 9'-4" ELEC	\$3,848.00	\$1,269.00	\$428.00
1122	340-1060	GLASS HANDLER 1265LB 11'-10" ELEC	\$4,810.00	\$1,603.00	\$535.00
1123	340-1080	GLASS HANDLER 1730LB 12'-9" ELEC	\$6,156.00	\$2,052.00	\$684.00
1124	340-1090	GLASS HANDLER 2200LB 13'-5" ELEC	\$6,733.00	\$2,245.00	\$748.00
<b>1125</b>	<b>340-1300</b>	<b>GLASS HANDLER 550LB 9FT 7IN MANUAL</b>	<b>\$770.00</b>	<b>\$365.00</b>	<b>\$154.00</b>
1126	350-1130	CRAWLER CRANE 1990LB 22FT TIP BATT	\$3,634.00	\$1,210.00	\$406.00
1127	350-1145	CRAWLER CRANE 1990LB 37FT TIP JIB DF	\$4,040.00	\$1,346.00	\$449.00
1128	350-1150	CRAWLER CRANE 1990LB 37FT TIP JIB BATT	\$4,848.00	\$1,616.00	\$539.00
1129	350-1185	CRAWLER CRANE 5800LB 31FT TIP BATT	\$4,848.00	\$1,616.00	\$539.00
1130	350-1200	CRAWLER CRANE 6450LB 37FT TIP JIB DF	\$4,848.00	\$1,616.00	\$449.00
1131	350-1205	CRAWLER CRANE 6450LB 37FT TIP JIB BATT	\$5,387.00	\$1,796.00	\$599.00
1132	350-1210	CRAWLER CRANE 6450LB 37FT TIP JIB DSL	\$4,848.00	\$1,616.00	\$539.00
1133	350-1225	CRAWLER CRANE 5800LB 52FT TIP HYB	\$6,071.00	\$2,027.00	\$671.00
1134	350-1240	CRAWLER CRANE 6680LB 52FT TIP HYB	\$6,840.00	\$2,287.00	\$761.00
1135	350-1245	CRAWLER CRANE 6680LB 52FT TIP DSL	\$6,071.00	\$2,027.00	\$684.00
1136	350-1265	CRAWLER CRANE 6680LB 52FT TIP JIB HYBLMI	\$6,840.00	\$2,287.00	\$761.00
1137	350-1270	CRAWLER CRANE 5800LB 54FT TIP DSL LMI	\$7,695.00	\$2,565.00	\$855.00
1138	350-1280	CRAWLER CRANE 8920LB 68FT TIP DSL	\$7,311.00	\$2,437.00	\$813.00
1139	350-1285	CRAWLER CRANE 8920LB 68FT TIP HYB	\$8,465.00	\$2,822.00	\$941.00
1140	350-1360	GLASS MANIPULATOR 1400LB QUADRA TILT 12V	\$1,710.00	\$810.00	\$342.00
1141	350-1400	CRAWLER CRANE ATTACH GLASS MANIPULATOR	\$2,448.00	\$1,053.00	\$317.00
1142	350-1410	CRAWLER CRANE ATTACH AUX WINCH 400FT	\$1,478.00	\$519.00	\$183.00
1143	350-1420	CRAWLER CRANE ATTACH 24IN WORK PLATFORM	\$437.00	\$154.00	\$64.00
1144	350-2000	CRANE CARRY DECK DSL 5000LB 15FT	\$2,822.00	\$984.00	\$338.00
1145	350-2010	CRANE CARRY DECK DUAL FUEL 5000LB 15FT	\$2,822.00	\$984.00	\$338.00
1146	350-2030	CRANE CARRY DECK DSL 8000LB 19FT	\$3,591.00	\$1,326.00	\$491.00
1147	350-2040	CRANE CARRY DECK DUAL FUEL 8000LB 19FT	\$3,591.00	\$1,326.00	\$491.00
1148	350-2060	CRANE CARRY DECK DSL 18000LB 30FT	\$4,019.00	\$1,706.00	\$620.00
1149	350-2070	CRANE CARRY DECK DUAL FUEL 18000LB 30FT	\$4,019.00	\$1,706.00	\$620.00
1150	350-2090	CRANE CARRY DECK DSL 30000LB 50FT	\$5,558.00	\$2,223.00	\$851.00



**EXHIBIT A.1**  
**PRICING SCHEDULE - OMNIA PLATINUM**

	<b>CAT CLASS</b>	<b>DESCRIPTION</b>	<b>MONTH</b>	<b>WEEK</b>	<b>DAY</b>
1151	350-2100	CRANE CARRY DECK DUAL FUEL 30000LB 50FT	\$5,558.00	\$2,223.00	\$851.00
1152	350-3000	CRANE ROUGH TERRAIN DSL 30000LB 60FT	\$5,216.00	\$1,744.00	\$620.00
<b>1153</b>	<b>350-3210</b>	<b>CRANE WALK-BEHIND BOOM 3000LB BATTERY</b>	<b>\$1,863.00</b>	<b>\$745.00</b>	<b>\$308.00</b>
1154	400-1020	WORK PLATFORM 2-5 FT DRIVABLE BATT	\$284.00	\$162.00	\$86.00
1155	400-1025	WORK PLATFORM 6-9 FT DRIVABLE BATT OUTR	\$320.00	\$212.00	\$104.00
1156	400-1040	MAST LIFT 3-7FT DESK SURFER PUSH AROUND	\$304.00	\$212.00	\$113.00
1157	400-1050	MAST LIFT 7FT PUSH AROUND	\$304.00	\$212.00	\$113.00
1158	400-1055	MAST LIFT 8FT PUSH AROUND BATTERY LIFT	\$405.00	\$225.00	\$117.00
1159	400-1070	MAST LIFT 5-7FT PORTABLE BATT	\$284.00	\$162.00	\$86.00
1160	400-1100	MAST LIFT 13-15FT PORTABLE BATT	\$320.00	\$216.00	\$117.00
1161	400-1200	MAST LIFT 20FT PUSH AROUND OUTR BATT	\$322.00	\$212.00	\$90.00
1162	400-1210	MAST LIFT 25FT PUSH AROUND OUTR BATT	\$421.00	\$279.00	\$108.00
1163	400-1220	MAST LIFT 30FT PUSH AROUND OUTR BATT	\$520.00	\$302.00	\$140.00
<b>1164</b>	<b>400-1222</b>	<b>MAST LIFT 30FT PUSH AROUND NO OUTR BATT</b>	<b>\$520.00</b>	<b>\$302.00</b>	<b>\$140.00</b>
1165	400-1230	MAST LIFT 36FT PUSH AROUND OUTR BATT	\$557.00	\$342.00	\$149.00
1166	400-1240	MAST LIFT 40FT PUSH AROUND OUTR BATT	\$594.00	\$392.00	\$154.00
1167	400-1270	MAST LIFT 12FT DRIVABLE BATT	\$317.00	\$194.00	\$81.00
1168	400-1280	MAST LIFT 15FT-16FT DRIVABLE BATT	\$347.00	\$203.00	\$99.00
1169	400-1285	MAST LIFT 15FT DRIVABLE BATT EE RATED	\$405.00	\$247.00	\$117.00
1170	400-1290	MAST LIFT 20FT DRIVABLE BATT	\$383.00	\$207.00	\$106.00
1171	400-1291	MAST LIFT 20FT DRIVABLE BLK BATT	\$383.00	\$207.00	\$106.00
<b>1172</b>	<b>400-1300</b>	<b>MAST STYLE BOOM LIFT 20FT BATT</b>	<b>\$1,454.00</b>	<b>\$423.00</b>	<b>\$176.00</b>
1173	400-1310	MAST STYLE BOOM LIFT 26FT BATT	\$1,454.00	\$423.00	\$176.00
1174	400-1320	MAST STYLE BOOM LIFT 32FT BATT	\$1,836.00	\$518.00	\$220.00
<b>1175</b>	<b>405-1053</b>	<b>AIRCRAFT MAINTENANCE STAND PUSH AROUND</b>	<b>\$486.00</b>	<b>\$243.00</b>	<b>\$129.00</b>
1176	405-1060	SCISSOR LIFT 12-13FT 30IN ELEC	\$360.00	\$207.00	\$106.00
1177	405-1062	SCISSOR LIFT 13FT 30IN COMPACT LCS ELEC	\$360.00	\$207.00	\$106.00
1178	405-1065	SCISSOR LIFT 13FT X-DECK COMPACT LCS ELE	\$405.00	\$247.00	\$117.00
1179	405-1070	SCISSOR LIFT 14FT 30IN ELEC	\$360.00	\$207.00	\$106.00
1180	405-1080	SCISSOR LIFT 15FT 30IN ELEC	\$360.00	\$207.00	\$106.00
1181	405-1085	SCISSOR LIFT 19FT 32IN COMPACT ELEC	\$360.00	\$207.00	\$106.00
1182	405-1087	SCISSOR LIFT 19FT 32IN COMPACT LCS ELEC	\$360.00	\$207.00	\$106.00
1183	405-1088	SCISSOR LIFT 19FT X-DECK COMPACT LCS ELE	\$405.00	\$247.00	\$117.00
1184	405-1090	SCISSOR LIFT 19FT 30-32IN ELEC	\$333.00	\$176.00	\$90.00
1185	405-1091	SCISSOR LIFT 19FT 30-32IN BLK ELEC	\$333.00	\$176.00	\$90.00
1186	405-1095	SCISSOR LIFT 19FT NARROW ELEC EE RATED	\$360.00	\$207.00	\$106.00
1187	405-1100	SCISSOR LIFT 20FT 30-32IN ELEC	\$405.00	\$221.00	\$106.00
1188	405-1110	SCISSOR LIFT 20FT 32IN P-DECK ELEC	\$405.00	\$221.00	\$106.00
1189	405-1140	SCISSOR LIFT 26FT 32IN ELEC	\$473.00	\$234.00	\$122.00
1190	405-1141	SCISSOR LIFT 26FT 32IN BLK ELEC	\$473.00	\$234.00	\$122.00
1191	405-1142	SCISSOR LIFT 26FT 32IN COMPACT LCS ELEC	\$540.00	\$261.00	\$126.00
1192	405-1145	SCISSOR LIFT 26FT 32IN ELEC EE RATED	\$540.00	\$261.00	\$126.00
1193	405-1150	SCISSOR LIFT 26FT 46IN ELEC	\$473.00	\$234.00	\$122.00
1194	405-1151	SCISSOR LIFT 26FT 46IN BLK ELEC	\$473.00	\$234.00	\$122.00
1195	405-1160	SCISSOR LIFT 26FT 69IN ELEC	\$734.00	\$284.00	\$132.00
1196	405-1170	SCISSOR LIFT 26FT 46IN AVIATION PKG ELEC	\$734.00	\$284.00	\$132.00
1197	405-1172	SCISSOR LIFT 26FT 46IN AV EE EXT CHG EL	\$734.00	\$284.00	\$133.00
1198	405-1200	SCISSOR LIFT 32FT 32IN ELEC	\$675.00	\$338.00	\$149.00
1199	405-1201	SCISSOR LIFT 32FT 32IN BLK ELEC	\$675.00	\$338.00	\$149.00
1200	405-1210	SCISSOR LIFT 32FT 46-48IN ELEC	\$653.00	\$320.00	\$144.00

**EXHIBIT A.1**  
**PRICING SCHEDULE - OMNIA PLATINUM**

	<b>CAT CLASS</b>	<b>DESCRIPTION</b>	<b>MONTH</b>	<b>WEEK</b>	<b>DAY</b>
1201	405-1211	SCISSOR LIFT 32FT 46-48IN BLK ELEC	\$653.00	\$320.00	\$144.00
1202	405-1220	SCISSOR LIFT 33-35FT 68-69IN ELEC	\$878.00	\$423.00	\$164.00
1203	405-1260	SCISSOR LIFT 40FT 47IN ELEC	\$990.00	\$473.00	\$189.00
1204	405-1261	SCISSOR LIFT 40FT 47IN BLK ELEC	\$1,097.00	\$473.00	\$189.00
1205	405-1270	SCISSOR LIFT 40FT 69IN ELEC	\$1,214.00	\$504.00	\$225.00
1206	405-1271	SCISSOR LIFT 40FT 69IN WIDE BLK ELEC	\$1,214.00	\$504.00	\$225.00
1207	405-1300	SCISSOR LIFT 45-46FT 55IN ELEC	\$1,214.00	\$504.00	\$225.00
1208	405-1302	SCISSOR LIFT 45FT 55IN LCS ELEC	\$1,305.00	\$563.00	\$248.00
1209	405-1400	SCISSOR LIFT 26FT RT ELEC	\$961.00	\$473.00	\$207.00
1210	405-1430	SCISSOR LIFT 26FT RT DF	\$961.00	\$473.00	\$207.00
1211	405-1440	SCISSOR LIFT 26FT RT OUTR DF	\$1,053.00	\$504.00	\$212.00
1212	405-1450	SCISSOR LIFT 26FT RT DSL	\$961.00	\$473.00	\$207.00
1213	405-1451	SCISSOR LIFT 26FT RT BLK DSL	\$961.00	\$473.00	\$207.00
1214	405-1460	SCISSOR LIFT 26FT RT OUTR DSL	\$1,053.00	\$504.00	\$212.00
1215	405-1485	SCISSOR LIFT 30FT RT 84IN SLEV DECK ELEC	\$1,778.00	\$810.00	\$347.00
1216	405-1500	SCISSOR LIFT 33FT RT 69IN DECK HYB	\$1,148.00	\$564.00	\$250.00
1217	405-1520	SCISSOR LIFT 33FT RT 69IN DECK DF	\$1,087.00	\$549.00	\$243.00
1218	405-1530	SCISSOR LIFT 33FT RT 69IN DECK OUTR DF	\$1,087.00	\$549.00	\$243.00
1219	405-1540	SCISSOR LIFT 33FT RT 69IN DECK DSL	\$1,087.00	\$549.00	\$243.00
1220	405-1550	SCISSOR LIFT 33FT RT 69IN DECK OUTR DSL	\$1,087.00	\$549.00	\$243.00
1221	405-1560	SCISSOR LIFT 33FT RT 84IN DECK DF	\$1,193.00	\$564.00	\$250.00
1222	405-1570	SCISSOR LIFT 33FT RT 84IN DECK OUTR DF	\$1,193.00	\$564.00	\$250.00
1223	405-1580	SCISSOR LIFT 33FT RT 84IN DECK DSL	\$1,193.00	\$564.00	\$250.00
1224	405-1590	SCISSOR LIFT 33FT RT 84IN DECK OUTR DSL	\$1,193.00	\$564.00	\$250.00
1225	405-1600	SCISSOR LIFT 33FT RT 94IN DECK DF	\$1,193.00	\$564.00	\$250.00
1226	405-1610	SCISSOR LIFT 33FT RT 94IN DECK OUTR DF	\$1,193.00	\$564.00	\$250.00
1227	405-1620	SCISSOR LIFT 33FT RT 94IN DECK DSL	\$1,193.00	\$564.00	\$250.00
1228	405-1630	SCISSOR LIFT 33FT RT 94IN DECK OUTR DSL	\$1,193.00	\$564.00	\$250.00
1229	405-1700	SCISSOR LIFT 40FT RT 69IN DECK ELEC	\$1,463.00	\$608.00	\$274.00
1230	405-1710	SCISSOR LIFT 40FT RT 69IN DECK HYB	\$1,463.00	\$608.00	\$274.00
1231	405-1720	SCISSOR LIFT 40FT RT 69IN DECK OUTR HYB	\$1,463.00	\$608.00	\$274.00
1232	405-1730	SCISSOR LIFT 40FT RT 69IN DECK DF	\$1,373.00	\$581.00	\$261.00
1233	405-1740	SCISSOR LIFT 40FT RT 69IN DECK OUTR DF	\$1,373.00	\$581.00	\$261.00
1234	405-1770	SCISSOR LIFT 40-45FT RT 94IN DECK DF	\$1,463.00	\$608.00	\$274.00
1235	405-1780	SCISSOR LIFT 40-45FT RT 94IN DECKOUTR DF	\$1,463.00	\$608.00	\$274.00
1236	405-1781	SCISSOR LIFT 40-45FT RT 94IN OUTR BLK DF	\$1,463.00	\$608.00	\$274.00
1237	405-1790	SCISSOR LIFT 40-45FT RT 94IN DECK DSL	\$1,463.00	\$608.00	\$274.00
1238	405-1800	SCISSOR LIFT 40-45FT RT 94IN DECKOUTRDSL	\$1,463.00	\$608.00	\$274.00
1239	405-1850	SCISSOR LIFT 50-53FT RT OUTRIG DF	\$1,887.00	\$747.00	\$315.00
<b>1240</b>	<b>405-1851</b>	<b>SCISSOR LIFT 50-53FT RT OUTRIG BLK DF</b>	<b>\$1,887.00</b>	<b>\$747.00</b>	<b>\$315.00</b>
1241	405-1860	SCISSOR LIFT 50-53FT RT OUTRIG DSL	\$1,887.00	\$747.00	\$315.00
1242	405-1880	SCISSOR LIFT 60FT RT OUTRIG DSL	\$3,402.00	\$1,296.00	\$510.00
1243	410-1010	BOOM TOWABLE 35FT BATTERY	\$1,386.00	\$590.00	\$248.00
1244	410-1020	BOOM TOWABLE 35FT GAS	\$1,386.00	\$590.00	\$248.00
1245	410-1030	BOOM TOWABLE 50FT BATTERY	\$1,638.00	\$756.00	\$293.00
1246	410-1040	BOOM TOWABLE 50FT GAS	\$1,638.00	\$756.00	\$293.00
1247	410-2010	BOOM ARTICULATED 30FT JIB NARROW ELEC	\$1,278.00	\$513.00	\$243.00
1248	410-2020	BOOM ARTICULATED 30FT NAR ROT JIB ELEC	\$1,278.00	\$513.00	\$243.00
1249	410-2030	BOOM ARTICULATED 33FT ELEC	\$1,278.00	\$513.00	\$243.00
1250	410-2045	BOOM ARTICULATED 34FT NARROW JIB ELEC	\$1,278.00	\$513.00	\$243.00

**EXHIBIT A.1**  
**PRICING SCHEDULE - OMNIA PLATINUM**

	<b>CAT CLASS</b>	<b>DESCRIPTION</b>	<b>MONTH</b>	<b>WEEK</b>	<b>DAY</b>
1251	410-2050	BOOM ARTICULATED 34FT WIDE JIB ELEC	\$1,278.00	\$513.00	\$243.00
1252	410-2060	BOOM ARTICULATED 34FT 4WD HYB	\$1,418.00	\$581.00	\$275.00
1253	410-2070	BOOM ARTICULATED 40FT NARROW JIB ELEC	\$1,418.00	\$581.00	\$275.00
1254	410-2071	BOOM ARTICULATED 40FT NAR JIB BLK ELEC	\$1,418.00	\$581.00	\$275.00
1255	410-2080	BOOM ARTICULATED 40FT NAR ROT JIB ELEC	\$1,418.00	\$581.00	\$275.00
1256	410-2100	BOOM ARTICULATED 40FT WIDE ROT JIB ELEC	\$1,418.00	\$581.00	\$275.00
1257	410-2130	BOOM ARTICULATED 45FT ELEC	\$1,418.00	\$581.00	\$275.00
1258	410-2131	BOOM ARTICULATED 45FT BLK ELEC	\$1,418.00	\$581.00	\$275.00
1259	410-2140	BOOM ARTICULATED 45FT JIB ELEC	\$1,418.00	\$581.00	\$275.00
1260	410-2145	BOOM ARTICULATED 45FT JIB EE RATED ELEC	\$1,530.00	\$653.00	\$338.00
1261	410-2500	BOOM STRAIGHT 60FT JIB 2WD ELEC	\$2,520.00	\$1,166.00	\$464.00
1262	410-2501	BOOM STRAIGHT 60FT JIB BLK ELEC	\$2,520.00	\$1,166.00	\$464.00
1263	410-2510	BOOM STRAIGHT 60FT JIB 4WD ELEC	\$2,520.00	\$1,166.00	\$464.00
1264	410-2530	BOOM STRAIGHT 60FT JIB 4WD HYB	\$2,520.00	\$1,166.00	\$464.00
1265	410-3010	BOOM ARTICULATED 34FT 2WD DF	\$1,343.00	\$554.00	\$248.00
1266	410-3020	BOOM ARTICULATED 34FT 2WD DSL	\$1,343.00	\$554.00	\$248.00
1267	410-3030	BOOM ARTICULATED 34FT JIB 4WD DF	\$1,343.00	\$554.00	\$248.00
1268	410-3040	BOOM ARTICULATED 34FT JIB 4WD DSL	\$1,343.00	\$554.00	\$248.00
1269	410-3050	BOOM ARTICULATED 45FT 2WD DF	\$1,418.00	\$581.00	\$275.00
1270	410-3070	BOOM ARTICULATED 45FT 4WD DF	\$1,418.00	\$581.00	\$275.00
1271	410-3071	BOOM ARTICULATED 45FT BLK DF	\$1,418.00	\$581.00	\$275.00
1272	410-3080	BOOM ARTICULATED 45FT JIB 4WD DF	\$1,418.00	\$581.00	\$275.00
1273	410-3081	BOOM ARTICULATED 45FT JIB BLK DF	\$1,418.00	\$581.00	\$275.00
1274	410-3110	BOOM ARTICULATED 45FT 4WD DSL	\$1,418.00	\$581.00	\$275.00
1275	410-3111	BOOM ARTICULATED 45FT JIB BLK DSL	\$1,418.00	\$581.00	\$275.00
1276	410-3120	BOOM ARTICULATED 45FT JIB 4WD DSL	\$1,418.00	\$581.00	\$275.00
1277	410-3127	BOOM ARTICULATED 45FT JIB 4WD HYB	\$1,418.00	\$581.00	\$275.00
1278	410-3131	BOOM ARTICULATED 60FT BLK DF	\$1,980.00	\$788.00	\$342.00
1279	410-3140	BOOM ARTICULATED 60FT JIB 2WD DF	\$1,980.00	\$788.00	\$342.00
1280	410-3161	BOOM ARTICULATED 60FT JIB BLK DSL	\$1,980.00	\$788.00	\$342.00
1281	410-3170	BOOM ARTICULATED 60FT 4WD DF	\$1,980.00	\$788.00	\$342.00
1282	410-3180	BOOM ARTICULATED 60FT JIB 4WD DF	\$1,980.00	\$788.00	\$342.00
1283	410-3181	BOOM ARTICULATED 60FT JIB BLK DF	\$1,980.00	\$788.00	\$342.00
1284	410-3190	BOOM ARTICULATED 60FT 4WD DSL	\$1,980.00	\$788.00	\$342.00
1285	410-3191	BOOM ARTICULATED 60FT BLK DSL	\$1,980.00	\$788.00	\$342.00
1286	410-3200	BOOM ARTICULATED 60FT JIB 4WD DSL	\$1,980.00	\$788.00	\$342.00
1287	410-3205	BOOM ARTICULATED 60FT JIB 4WD HYB	\$2,520.00	\$1,166.00	\$464.00
1288	410-3231	BOOM ARTICULATED 80FT JIB BLK DF	\$3,596.00	\$1,517.00	\$662.00
<b>1289</b>	<b>410-3232</b>	<b>BOOM ARTICULATED 80FT JIB BLK DF HIGHCAP</b>	<b>\$3,596.00</b>	<b>\$1,517.00</b>	<b>\$662.00</b>
1290	410-3261	BOOM ARTICULATED 80FT JIB BLK DSL	\$3,596.00	\$1,517.00	\$662.00
1291	410-3270	BOOM ARTICULATED 80FT 4WD DF	\$3,596.00	\$1,517.00	\$662.00
1292	410-3271	BOOM ARTICULATED 80FT BLK DF	\$3,596.00	\$1,517.00	\$662.00
1293	410-3280	BOOM ARTICULATED 80FT JIB 4WD DF	\$3,596.00	\$1,517.00	\$662.00
1294	410-3290	BOOM ARTICULATED 80FT 4WD DSL	\$3,596.00	\$1,517.00	\$662.00
1295	410-3300	BOOM ARTICULATED 80FT JIB 4WD DSL	\$3,596.00	\$1,517.00	\$662.00
1296	410-3310	BOOM ARTICULATED 80FT JIB 4WD HYB	\$4,050.00	\$2,120.00	\$842.00
1297	410-3350	BOOM ARTICULATED 125FT JIB 4WD DSL	\$6,800.00	\$3,024.00	\$1,197.00
1298	410-3351	BOOM ARTICULATED 125FT JIB BLK DSL	\$6,800.00	\$3,024.00	\$1,197.00
1299	410-3360	BOOM ARTICULATED 135FT JIB 4WD DSL	\$7,425.00	\$3,528.00	\$1,323.00
1300	410-3380	BOOM ARTICULATED 150FT JIB 4WD DSL	\$16,200.00	\$6,570.00	\$2,160.00

**EXHIBIT A.1**  
**PRICING SCHEDULE - OMNIA PLATINUM**

	<b>CAT CLASS</b>	<b>DESCRIPTION</b>	<b>MONTH</b>	<b>WEEK</b>	<b>DAY</b>
1301	410-4000	BOOM STRAIGHT 34FT JIB 4WD DSL	\$1,342.00	\$553.00	\$247.00
1302	410-4020	BOOM STRAIGHT 40FT 2WD DSL	\$1,418.00	\$581.00	\$275.00
1303	410-4030	BOOM STRAIGHT 40FT 4WD DF	\$1,418.00	\$581.00	\$275.00
1304	410-4040	BOOM STRAIGHT 40FT 4WD DSL	\$1,418.00	\$581.00	\$275.00
1305	410-4041	BOOM STRAIGHT 40FT BLK DSL	\$1,418.00	\$581.00	\$275.00
1306	410-4080	BOOM STRAIGHT 45FT JIB 4WD DF	\$1,418.00	\$581.00	\$275.00
1307	410-4090	BOOM STRAIGHT 45FT JIB 4WD DSL	\$1,418.00	\$581.00	\$275.00
1308	410-4091	BOOM STRAIGHT 45FT JIB BLK DSL	\$1,418.00	\$581.00	\$275.00
1309	410-4110	BOOM STRAIGHT 60FT 2WD DF	\$1,980.00	\$788.00	\$342.00
1310	410-4111	BOOM STRAIGHT 60FT BLK DF	\$1,980.00	\$788.00	\$342.00
1311	410-4130	BOOM STRAIGHT 60FT 4WD DF	\$1,980.00	\$788.00	\$342.00
1312	410-4140	BOOM STRAIGHT 60FT 4WD DSL	\$1,980.00	\$788.00	\$342.00
1313	410-4141	BOOM STRAIGHT 60FT BLK DSL	\$1,980.00	\$788.00	\$342.00
1314	410-4145	BOOM STRAIGHT 60FT JIB 4WD DSL	\$1,980.00	\$788.00	\$342.00
1315	410-4150	BOOM STRAIGHT 60FT CRAWLER DSL	\$3,600.00	\$1,575.00	\$540.00
1316	410-4151	BOOM STRAIGHT 60FT JIB BLK DSL	\$1,980.00	\$788.00	\$342.00
1317	410-4155	BOOM STRAIGHT 60FT SOFT TOUCH DSL	\$2,039.00	\$810.00	\$360.00
1318	410-4180	BOOM STRAIGHT 65FT JIB 4WD DF	\$2,039.00	\$810.00	\$360.00
1319	410-4190	BOOM STRAIGHT 65FT JIB 4WD DSL	\$2,039.00	\$810.00	\$360.00
1320	410-4200	BOOM STRAIGHT 65FT JIB CRAWLER DSL	\$4,455.00	\$2,025.00	\$765.00
1321	410-4211	BOOM STRAIGHT 80FT BLK DF	\$3,596.00	\$1,517.00	\$662.00
1322	410-4221	BOOM STRAIGHT 80FT BLK DSL	\$3,596.00	\$1,517.00	\$662.00
1323	410-4230	BOOM STRAIGHT 80FT 4WD DF	\$3,596.00	\$1,517.00	\$662.00
1324	410-4240	BOOM STRAIGHT 80FT 4WD DSL	\$3,596.00	\$1,517.00	\$662.00
<b>1325</b>	<b>410-4241</b>	<b>BOOM STRAIGHT 80FT BLK DSL HIGH CAP</b>	<b>\$3,596.00</b>	<b>\$1,517.00</b>	<b>\$662.00</b>
1326	410-4242	BOOM STRAIGHT 80FT 4WD DSL HIGH CAP	\$3,596.00	\$1,517.00	\$662.00
1327	410-4270	BOOM STRAIGHT 85FT JIB 4WD DF	\$3,686.00	\$1,571.00	\$694.00
1328	410-4300	BOOM STRAIGHT 85FT JIB 4WD DSL	\$3,686.00	\$1,571.00	\$694.00
1329	410-4301	BOOM STRAIGHT 85FT JIB BLK DSL	\$3,686.00	\$1,571.00	\$694.00
1330	410-4305	BOOM STRAIGHT 85FT JIB 4WD DSL HIGH CAP	\$3,686.00	\$1,571.00	\$694.00
1331	410-4350	BOOM STRAIGHT 105FT JIB 4WD DSL	\$6,143.00	\$2,781.00	\$1,103.00
1332	410-4400	BOOM STRAIGHT 120FT JIB 4WD DSL	\$6,800.00	\$3,024.00	\$1,197.00
1333	410-4401	BOOM STRAIGHT 120FT JIB 4WD BLK DSL	\$6,800.00	\$3,024.00	\$1,197.00
1334	410-4410	BOOM STRAIGHT 125FT JIB 4WD DSL	\$6,800.00	\$3,024.00	\$1,197.00
1335	410-4420	BOOM STRAIGHT 135FT JIB 4WD DSL	\$7,425.00	\$3,528.00	\$1,323.00
1336	410-4421	BOOM STRAIGHT 135FT JIB BLK DSL	\$7,425.00	\$3,528.00	\$1,323.00
1337	410-4422	BOOM STRAIGHT 135FT 30FTJIB 4WD HIGH CAP	\$7,425.00	\$3,528.00	\$1,323.00
1338	410-4430	BOOM STRAIGHT 150FT JIB 4WD DSL	\$16,200.00	\$6,570.00	\$2,160.00
1339	410-4440	BOOM STRAIGHT 180-185FT JIB 4WD DSL	\$21,150.00	\$8,991.00	\$3,690.00
1340	415-1000	GLAZIER PANEL LIFT KIT	\$379.00	\$110.00	\$39.00
1341	415-1050	ZERO G TOOL HOLDER ATTACHMENT	\$689.00	\$365.00	\$103.00
1342	415-1500	SCISSOR ATTCH 19' EXT DECK FOR GENIE SHU	\$383.00	\$162.00	\$86.00
<b>1343</b>	<b>415-1505</b>	<b>PIPE RACK FOR SKYJACK RT SCISSOR</b>	<b>\$194.00</b>	<b>\$102.00</b>	<b>\$64.00</b>
<b>1344</b>	<b>415-1506</b>	<b>PIPE RACK FOR SKYJACK ELECTRIC SCISSOR</b>	<b>\$194.00</b>	<b>\$102.00</b>	<b>\$64.00</b>
<b>1345</b>	<b>415-1510</b>	<b>PIPE RACK FOR GENIE RT SCISSOR</b>	<b>\$194.00</b>	<b>\$102.00</b>	<b>\$64.00</b>
<b>1346</b>	<b>415-1512</b>	<b>PIPE RACK FOR GENIE ELECTRIC SCISSOR</b>	<b>\$194.00</b>	<b>\$102.00</b>	<b>\$64.00</b>
<b>1347</b>	<b>415-1515</b>	<b>PIPE CRADLE FOR GENIE S AND Z BOOMLIFTS</b>	<b>\$194.00</b>	<b>\$102.00</b>	<b>\$43.00</b>
1348	450-2000	WAREHOUSE FORKLIFT 2000LB CUSHION ELEC	\$1,368.00	\$563.00	\$214.00
1349	450-2010	WAREHOUSE FORKLIFT 3000LB PNEU DSL	\$878.00	\$356.00	\$153.00
1350	450-2020	WAREHOUSE FORKLIFT 3000LB PNEU DF	\$878.00	\$356.00	\$153.00



**EXHIBIT A.1**  
**PRICING SCHEDULE - OMNIA PLATINUM**

	<b>CAT CLASS</b>	<b>DESCRIPTION</b>	<b>MONTH</b>	<b>WEEK</b>	<b>DAY</b>
1351	450-2030	WAREHOUSE FORKLIFT 3000LB CUSHION ELEC	\$1,368.00	\$563.00	\$214.00
1352	450-2040	WAREHOUSE FORKLIFT 3000LB CUSHION LPG	\$878.00	\$356.00	\$153.00
1353	450-2050	WAREHOUSE FORKLIFT 3000LB 3W STDUP ELEC	\$1,422.00	\$588.00	\$235.00
1354	450-2055	WAREHOUSE FORKLIFT 3500LB 3W STDUP ELEC	\$1,422.00	\$588.00	\$235.00
1355	450-2057	WAREHOUSE FORKLIFT 4000LB 3W STDUP ELEC	\$1,422.00	\$588.00	\$235.00
1356	450-2085	WAREHOUSE FORKLIFT 4000LB CUSH LPS RATED	\$878.00	\$356.00	\$153.00
1357	450-2090	WAREHOUSE FORKLIFT 4000LB 3W SIT ELEC	\$1,422.00	\$588.00	\$235.00
1358	450-2100	WAREHOUSE FORKLIFT 4000LB CUSHION ELEC	\$1,422.00	\$588.00	\$235.00
1359	450-2110	WAREHOUSE FORKLIFT 5000LB PNEU DSL	\$923.00	\$440.00	\$174.00
1360	450-2115	WAREHOUSE FORKLIFT 5000LB PNEU DSL CAB	\$1,255.00	\$530.00	\$234.00
1361	450-2120	WAREHOUSE FORKLIFT 5000LB PNEU DF	\$842.00	\$342.00	\$139.00
1362	450-2130	WAREHOUSE FORKLIFT 5000LB PNEU ELEC	\$1,512.00	\$608.00	\$252.00
1363	450-2140	WAREHOUSE FORKLIFT 5000LB CUSHION ELEC	\$1,512.00	\$608.00	\$252.00
1364	450-2150	WAREHOUSE FORKLIFT 5000LB CUSHION LPG	\$842.00	\$342.00	\$139.00
1365	450-2160	WAREHOUSE FORKLIFT 5000LB LOWPRO PNEU DF	\$923.00	\$440.00	\$174.00
1366	450-2170	WAREHOUSE FORKLIFT 5000LB 4MAST PNEU DF	\$923.00	\$440.00	\$174.00
1367	450-2180	WAREHOUSE FORKLIFT 6000LB PNEU DSL	\$923.00	\$440.00	\$174.00
1368	450-2185	WAREHOUSE FORKLIFT 6000LB PNEU DSL CAB	\$1,256.00	\$530.00	\$235.00
1369	450-2190	WAREHOUSE FORKLIFT 6000LB PNEU DF	\$923.00	\$440.00	\$174.00
1370	450-2200	WAREHOUSE FORKLIFT 6000LB CUSHION DF	\$923.00	\$440.00	\$174.00
1371	450-2210	WAREHOUSE FORKLIFT 6000LB CUSHION ELEC	\$1,620.00	\$709.00	\$278.00
<b>1372</b>	<b>450-2215</b>	<b>WAREHOUSE FORKLIFT 6000LB CUSHION EE BAT</b>	<b>\$2,025.00</b>	<b>\$770.00</b>	<b>\$300.00</b>
1373	450-2220	WAREHOUSE FORKLIFT 6000LB SINGLE-DBL DF	\$1,317.00	\$552.00	\$210.00
1374	450-2230	WAREHOUSE FORKLIFT 6000LB FOAM FILL DF	\$1,317.00	\$552.00	\$210.00
1375	450-2240	WAREHOUSE FORKLIFT 6000LB 4MAST PNEU DF	\$923.00	\$440.00	\$174.00
1376	450-2250	WAREHOUSE FORKLIFT 7000LB PNEU DSL	\$1,440.00	\$581.00	\$203.00
1377	450-2260	WAREHOUSE FORKLIFT 8000LB PNEU DSL	\$1,440.00	\$581.00	\$203.00
1378	450-2265	WAREHOUSE FORKLIFT 8000LB PNEU DSL CAB	\$1,552.00	\$617.00	\$248.00
1379	450-2270	WAREHOUSE FORKLIFT 8000LB PNEU DF	\$1,440.00	\$581.00	\$203.00
1380	450-2275	WAREHOUSE FORKLIFT 8000LB PNEU DF CAB	\$1,552.00	\$617.00	\$248.00
1381	450-2280	WAREHOUSE FORKLIFT 8000LB PNEU LPG	\$1,440.00	\$581.00	\$203.00
1382	450-2305	WAREHOUSE FORKLIFT 10000LB CUSHION ELEC	\$2,232.00	\$851.00	\$300.00
1383	450-2310	WAREHOUSE FORKLIFT 10000LB PNEU DSL	\$1,697.00	\$644.00	\$257.00
1384	450-2315	WAREHOUSE FORKLIFT 10000LB PNEU DSL CAB	\$1,800.00	\$765.00	\$293.00
1385	450-2320	WAREHOUSE FORKLIFT 10000LB PNEU DF	\$1,697.00	\$644.00	\$257.00
1386	450-2325	WAREHOUSE FORKLIFT 10000LB PNEU DF CAB	\$1,800.00	\$765.00	\$293.00
1387	450-2330	WAREHOUSE FORKLIFT 10000LB CUSHION LPG	\$1,697.00	\$644.00	\$257.00
1388	450-2345	WAREHOUSE FORKLIFT 12000LB CUSHION ELEC	\$2,520.00	\$1,033.00	\$385.00
1389	450-2360	WAREHOUSE FORKLIFT 12000LB PNEU DF	\$2,372.00	\$842.00	\$284.00
1390	450-2370	WAREHOUSE FORKLIFT 15000LB PNEU DSL	\$3,060.00	\$1,263.00	\$495.00
<b>1391</b>	<b>450-2375</b>	<b>WAREHOUSE FORKLIFT 15000LB PNEU DSL CAB</b>	<b>\$3,150.00</b>	<b>\$1,305.00</b>	<b>\$513.00</b>
1392	450-2380	WAREHOUSE FORKLIFT 15000LB CUSHION LPG	\$3,060.00	\$1,263.00	\$495.00
1393	450-2390	WAREHOUSE FORKLIFT 15000LB PNEU DF	\$3,060.00	\$1,263.00	\$495.00
1394	450-2395	WAREHOUSE FORKLIFT 15000LB PNEU DF CAB	\$3,150.00	\$1,305.00	\$513.00
1395	450-2400	WAREHOUSE FORKLIFT 16000LB PNEU DSL	\$3,213.00	\$1,339.00	\$527.00
1396	450-2410	WAREHOUSE FORKLIFT 20000LB PNEU DSL	\$4,950.00	\$2,142.00	\$851.00
1397	450-2420	WAREHOUSE FORKLIFT 22000LB PNEU DSL	\$4,950.00	\$2,142.00	\$851.00
1398	450-2430	WAREHOUSE FORKLIFT 26000LB PNEU DSL ROPS	\$4,950.00	\$2,142.00	\$851.00
1399	450-2435	WAREHOUSE FORKLIFT 26000LB PNEU CAB DSL	\$5,700.00	\$2,295.00	\$891.00
1400	450-2440	WAREHOUSE FORKLIFT 30000LB PNEU DSL	\$5,700.00	\$2,295.00	\$891.00

**EXHIBIT A.1**  
**PRICING SCHEDULE - OMNIA PLATINUM**

	<b>CAT CLASS</b>	<b>DESCRIPTION</b>	<b>MONTH</b>	<b>WEEK</b>	<b>DAY</b>
1401	450-2450	WAREHOUSE FORKLIFT 36000LB PNEU DSL ROPS	\$5,700.00	\$2,295.00	\$891.00
1402	450-2455	WAREHOUSE FORKLIFT 36000LB PNEU CAB DSL	\$6,472.00	\$2,430.00	\$923.00
1403	450-2460	WAREHOUSE FORKLIFT 45000LB PNEU DSL	\$7,612.00	\$2,793.00	\$1,296.00
1404	450-2470	WAREHOUSE FORKLIFT 55000LB PNEU DSL	\$12,150.00	\$4,698.00	\$1,782.00
1405	455-1000	STRAIGHTMAST RT FORKLIFT 5000LB 4WD	\$1,452.00	\$689.00	\$280.00
1406	455-1010	STRAIGHTMAST RT FORKLIFT 6000LB 2WD	\$1,452.00	\$689.00	\$280.00
1407	455-1015	STRAIGHTMAST RT FORKLIFT CAB 6000LB 2WD	\$1,655.00	\$708.00	\$306.00
1408	455-1020	STRAIGHTMAST RT FORKLIFT 6000LB 4WD	\$1,654.00	\$707.00	\$306.00
1409	455-1025	STRAIGHTMAST RT FORKLIFT CAB 6000LB 4WD	\$1,823.00	\$842.00	\$315.00
<b>1410</b>	<b>455-1027</b>	<b>STRAIGHTMAST RT FORKLIFT CAB 7000LB 4WD</b>	<b>\$1,823.00</b>	<b>\$842.00</b>	<b>\$315.00</b>
1411	455-1030	STRAIGHTMAST RT FORKLIFT 8000LB 2WD	\$1,654.00	\$707.00	\$306.00
1412	455-1035	STRAIGHTMAST RT FORKLIFT CAB 8000LB 2WD	\$1,823.00	\$842.00	\$316.00
1413	455-1040	STRAIGHTMAST RT FORKLIFT 8000LB 4WD	\$1,823.00	\$842.00	\$316.00
1414	455-1042	STRAIGHTMAST RT FORKLIFT CAB 8000LB 4WD	\$1,890.00	\$909.00	\$341.00
1415	455-1045	STRAIGHTMAST RT FORKLIFT 8000LB 4WD LOWP	\$1,890.00	\$909.00	\$340.00
1416	455-1050	STRAIGHTMAST RT FORKLIFT 10000LB 2WD	\$2,498.00	\$1,296.00	\$446.00
1417	455-1060	STRAIGHTMAST RT FORKLIFT 10000LB 4WD	\$2,599.00	\$1,296.00	\$446.00
1418	455-1065	STRAIGHTMAST RT FORKLIFT 12000LB 2WD	\$2,633.00	\$1,319.00	\$466.00
1419	455-1070	STRAIGHTMAST RT FORKLIFT 12000LB 4WD	\$2,700.00	\$1,319.00	\$466.00
1420	455-1080	STRAIGHTMAST RT FORKLIFT 20000LB 4WD	\$3,645.00	\$1,530.00	\$547.00
<b>1421</b>	<b>460-1000</b>	<b>TELEHANDLER 3000LB 13FT LIFT ROPS</b>	<b>\$1,557.00</b>	<b>\$693.00</b>	<b>\$266.00</b>
1422	460-1010	TELEHANDLER 5500LB 16-20FT LIFT ROPS	\$1,557.00	\$693.00	\$266.00
1423	460-1011	TELEHANDLER 5500LB 16-20FT LIFT ROPS BLK	\$1,557.00	\$693.00	\$266.00
1424	460-1015	TELEHANDLER 5500LB 16-20FT LIFT CAB	\$1,575.00	\$734.00	\$275.00
1425	460-1019	TELEHANDLER 6000LB 13FT LIFT ROPS	\$1,778.00	\$765.00	\$324.00
1426	460-1020	TELEHANDLER 6000LB 34-36FT LIFT ROPS	\$1,778.00	\$765.00	\$324.00
1427	460-1025	TELEHANDLER 6000LB 34-36FT LIFT CAB	\$1,868.00	\$867.00	\$333.00
1428	460-1030	TELEHANDLER 6000LB 42-44FT LIFT ROPS	\$1,778.00	\$765.00	\$324.00
1429	460-1035	TELEHANDLER 6000LB 42-44FT LIFT CAB	\$1,868.00	\$867.00	\$333.00
1430	460-1040	TELEHANDLER 8000LB 42-44FT LIFT ROPS	\$2,066.00	\$941.00	\$351.00
1431	460-1045	TELEHANDLER 8000LB 42-44FT LIFT CAB	\$2,156.00	\$961.00	\$360.00
1432	460-1050	TELEHANDLER 9000LB 42-44FT LIFT ROPS	\$2,925.00	\$1,247.00	\$446.00
1433	460-1055	TELEHANDLER 9000LB 42-44FT LIFT CAB	\$2,970.00	\$1,355.00	\$446.00
1434	460-1060	TELEHANDLER 10000LB 42-44FT LIFT ROPS	\$2,925.00	\$1,247.00	\$446.00
1435	460-1065	TELEHANDLER 10000LB 42-44FT LIFT CAB	\$2,970.00	\$1,355.00	\$477.00
1436	460-1070	TELEHANDLER 10000LB 50-56FT LIFT ROPS	\$2,925.00	\$1,247.00	\$446.00
1437	460-1071	TELEHANDLER 10000LB 50-56FT LIFT ROPS BLK	\$2,925.00	\$1,247.00	\$446.00
1438	460-1075	TELEHANDLER 10000LB 50-56FT LIFT CAB	\$2,970.00	\$1,355.00	\$477.00
1439	460-1080	TELEHANDLER 12000LB 55-56FT LIFT ROPS	\$3,803.00	\$1,796.00	\$563.00
1440	460-1081	TELEHANDLER 12000LB 55FT LIFT ROPS BLK	\$3,803.00	\$1,796.00	\$563.00
1441	460-1085	TELEHANDLER 12000LB 55-56FT LIFT CAB	\$3,920.00	\$1,887.00	\$594.00
1442	460-1087	TELEHANDLER 15-16000LB 44FT LIFT	\$6,930.00	\$3,150.00	\$1,161.00
<b>1443</b>	<b>460-1088</b>	<b>TELEHANDLER 17000LB 32FT LIFT</b>	<b>\$8,910.00</b>	<b>\$3,888.00</b>	<b>\$1,454.00</b>
1444	460-1090	TELEHANDLER 20000LB 44FT LIFT CAB	\$14,400.00	\$5,040.00	\$1,800.00
1445	464-1016	COMPACT CRAWLER BOOM LIFT 40-44' BATTERY	\$6,300.00	\$3,825.00	\$1,817.00
1446	464-1022	COMPACT CRAWLER BOOM LIFT 50-59' BATTERY	\$7,650.00	\$4,698.00	\$2,223.00
1447	464-1036	COMPACT CRAWLER BOOM LIFT 70-79' BATTERY	\$12,600.00	\$6,300.00	\$3,078.00
1448	464-1042	COMPACT WHEELED BOOM LIFT 90-99' HYB	\$14,400.00	\$7,343.00	\$3,476.00
1449	480-1030	RAMP LOADING	\$1,017.00	\$302.00	\$130.00
1450	480-1060	DOLLY STAIR CLIMBER 1500# CAP	\$455.00	\$216.00	\$61.00



**EXHIBIT A.1**  
**PRICING SCHEDULE - OMNIA PLATINUM**

	<b>CAT CLASS</b>	<b>DESCRIPTION</b>	<b>MONTH</b>	<b>WEEK</b>	<b>DAY</b>
1451	480-1080	ROLALIFT 6000LBS HYD DOLLY 1 PAIR	\$517.00	\$245.00	\$69.00
1452	480-1130	PALLET LIFT 5500LB W/B MANUAL NARROW	\$243.00	\$115.00	\$32.00
1453	480-1135	PALLET LIFT 5500LB W/B MANUAL	\$243.00	\$115.00	\$32.00
1454	480-1137	PALLET LIFT 3000LB W/B MANUAL RAISED	\$243.00	\$115.00	\$32.00
1455	480-1140	PALLET LIFT 8000LB W/B MANUAL	\$243.00	\$115.00	\$32.00
1456	480-1180	PALLET REACH TRUCK 4500LB STAND ON ELEC	\$1,706.00	\$680.00	\$269.00
<b>1457</b>	<b>480-1190</b>	<b>PALLET DBL REACH TRUCK 3000LB STD ON ELE</b>	<b>\$1,706.00</b>	<b>\$680.00</b>	<b>\$269.00</b>
<b>1458</b>	<b>480-1195</b>	<b>PALLET DBL REACH TRUCK 4000LB STD ON ELE</b>	<b>\$1,782.00</b>	<b>\$709.00</b>	<b>\$320.00</b>
<b>1459</b>	<b>480-1200</b>	<b>PALLET REACH TRUCK 3500LB STAND ON ELEC</b>	<b>\$2,268.00</b>	<b>\$891.00</b>	<b>\$376.00</b>
<b>1460</b>	<b>480-1205</b>	<b>PALLET REACH TRUCK 4500LB 421IN LIFT ELE</b>	<b>\$2,511.00</b>	<b>\$1,013.00</b>	<b>\$428.00</b>
1461	480-1210	PALLET ORDER PICKER 3000LB STAND ON ELEC	\$1,170.00	\$462.00	\$184.00
1462	480-1224	PALLET STACKER 2500LB ADJ STRAD W/B ELEC	\$1,048.00	\$410.00	\$132.00
1463	480-1229	PALLET STACKER 3000LB STRADDLE W/B ELEC	\$1,099.00	\$423.00	\$141.00
1464	480-1230	PALLET STACKER 3000LB COUNT WGT W/B ELEC	\$1,240.00	\$471.00	\$158.00
1465	480-1239	PALLET STACKER 4000LB STRADDLE W/B ELEC	\$1,240.00	\$471.00	\$158.00
1466	480-1240	PALLET STACKER 4000LB COUNT WGT W/B ELEC	\$1,240.00	\$471.00	\$158.00
1467	480-1250	PALLET LIFT 4000LB W/B ELEC	\$885.00	\$393.00	\$98.00
1468	480-1260	PALLET LIFT 4500LB W/B ELEC	\$885.00	\$393.00	\$98.00
1469	480-1280	PALLET LIFT 6000LB 48IN RIDE-ON ELEC	\$1,099.00	\$423.00	\$141.00
1470	480-1282	PALLET LIFT 6000LB 96IN RIDE-ON ELEC	\$1,130.00	\$441.00	\$144.00
1471	480-1310	ROLLER 2 PART KIT 36 TON CAP	\$387.00	\$203.00	\$59.00
1472	480-1320	MACHINE ROLLERS 3 TON SET OF 4	\$203.00	\$108.00	\$41.00
1473	480-1340	MACHINE ROLLERS 8 TON SET OF 4	\$338.00	\$180.00	\$61.00
<b>1474</b>	<b>480-1350</b>	<b>MACHINE ROLLERS 12 TON SET OF 4</b>	<b>\$372.00</b>	<b>\$198.00</b>	<b>\$69.00</b>
1475	480-1360	MACHINE ROLLERS 15 TON SET OF 4	\$372.00	\$198.00	\$69.00
1476	480-1390	MACHINE ROLLERS 30 TON SET OF 4	\$324.00	\$173.00	\$49.00
1477	480-1420	MACHINE ROLLERS 60 TON SET OF 4	\$405.00	\$216.00	\$77.00
<b>1478</b>	<b>480-1440</b>	<b>MACHINE ROLLERS 70 TON SET OF 4</b>	<b>\$535.00</b>	<b>\$267.00</b>	<b>\$95.00</b>
1479	480-1520	PRY BAR	\$31.00	\$11.00	\$5.00
1480	480-1620	HOIST 3/4 TON LEVER 20	\$64.00	\$23.00	\$11.00
1481	480-1640	HOIST 3/4 TON LEVER W/OVERLOAD 20	\$68.00	\$25.00	\$12.00
1482	480-1700	HOIST 1 TON LEVER W/OVERLOAD 20	\$73.00	\$27.00	\$13.00
1483	480-1720	HOIST 1 1/2 TON LEVER 15	\$77.00	\$29.00	\$13.00
1484	480-1740	HOIST 1 1/2 TON LEVER 20	\$77.00	\$29.00	\$13.00
1485	480-1760	HOIST 1 1/2 TON LEVER W/OVERLOAD 20	\$86.00	\$32.00	\$14.00
1486	480-1780	HOIST 2 TON LEVER W/OVERLOAD 20	\$96.00	\$36.00	\$16.00
1487	480-1800	HOIST 2 1/2 TON LEVER 20	\$122.00	\$45.00	\$18.00
1488	480-1820	HOIST 3 TON LEVER 15	\$112.00	\$41.00	\$19.00
1489	480-1840	HOIST 3 TON LEVER W/ OVERLOAD 20	\$115.00	\$43.00	\$20.00
1490	480-1860	HOIST 3 TON LEVER 20-30	\$112.00	\$41.00	\$19.00
1491	480-1880	HOIST 6 TON LEVER 5 - 10	\$150.00	\$56.00	\$25.00
1492	480-1900	HOIST 6 TON LEVER W/ OVERLOAD 20	\$160.00	\$59.00	\$27.00
1493	480-1920	MATERIAL LIFT 1500 LBS 25 FT ROUSTABOUT	\$577.00	\$274.00	\$77.00
1494	480-1925	MATERIAL LIFT 1500 LBS 15 FT ROUSTABOUT	\$486.00	\$230.00	\$65.00
<b>1495</b>	<b>480-1930</b>	<b>MATERIAL LIFT 1500 LBS 18 FT ROUSTABOUT</b>	<b>\$656.00</b>	<b>\$292.00</b>	<b>\$77.00</b>
1496	480-2120	HOIST CHAIN 1/2 TON 8-15	\$41.00	\$15.00	\$6.00
<b>1497</b>	<b>480-2140</b>	<b>HOIST CHAIN 1/2 TON 20</b>	<b>\$53.00</b>	<b>\$19.00</b>	<b>\$8.00</b>
1498	480-2160	HOIST 1/2 TON CHAIN W/OVERLOAD 20	\$58.00	\$22.00	\$9.00
1499	480-2175	HOIST CHAIN AIR 1 TON 30-50	\$1,134.00	\$599.00	\$149.00
1500	480-2180	HOIST 1 TON CHAIN W/OVERLOAD 20	\$77.00	\$28.00	\$11.00

**EXHIBIT A.1**  
**PRICING SCHEDULE - OMNIA PLATINUM**

	<b>CAT CLASS</b>	<b>DESCRIPTION</b>	<b>MONTH</b>	<b>WEEK</b>	<b>DAY</b>
1501	480-2200	HOIST 1 TON CHAIN W/OVERLOAD 30	\$81.00	\$30.00	\$12.00
1502	480-2220	HOIST CHAIN 1 TON 20-40	\$65.00	\$24.00	\$9.00
1503	480-2240	HOIST CHAIN 1-1/2 TON 20-40	\$87.00	\$32.00	\$13.00
1504	480-2260	HOIST 1 1/2 TON CHAIN W/OVERLOAD 20FT	\$104.00	\$39.00	\$15.00
1505	480-2280	HOIST 1 1/2TON CHAIN W/OVERLOAD 30FT	\$111.00	\$41.00	\$16.00
1506	480-2300	HOIST 2 TON CHAIN W/OVERLOAD 20	\$122.00	\$45.00	\$18.00
1507	480-2320	HOIST CHAIN 2 TON 8-15	\$116.00	\$43.00	\$17.00
1508	480-2340	HOIST CHAIN 2 TON 20-40	\$87.00	\$32.00	\$13.00
<b>1509</b>	<b>480-2350</b>	<b>CHAIN HOIST ELEC 2 TON 50-80FT LIFT 115V</b>	<b>\$1,215.00</b>	<b>\$608.00</b>	<b>\$257.00</b>
1510	480-2380	HOIST CHAIN 2TON MANUAL 30	\$122.00	\$45.00	\$18.00
1511	480-2400	HOIST CHAIN 3 TON 20-40	\$127.00	\$47.00	\$19.00
1512	480-2420	HOIST 3 TON CHAIN W/OVERLOAD 20	\$150.00	\$56.00	\$23.00
1513	480-2440	HOIST CHAIN 3 TON 8-15	\$146.00	\$54.00	\$22.00
1514	480-2460	HOIST CHAIN 3TON MANUAL 20	\$146.00	\$54.00	\$22.00
<b>1515</b>	<b>480-2480</b>	<b>HOIST CHAIN 3TON MANUAL 30</b>	<b>\$146.00</b>	<b>\$54.00</b>	<b>\$22.00</b>
<b>1516</b>	<b>480-2500</b>	<b>HOIST CHAIN 5 TON 8-15</b>	<b>\$203.00</b>	<b>\$71.00</b>	<b>\$30.00</b>
1517	480-2520	HOIST 5 TON CHAIN W/OVERLOAD 20FT	\$226.00	\$84.00	\$33.00
1518	480-2540	HOIST CHAIN 5 TON 20-40	\$203.00	\$76.00	\$30.00
<b>1519</b>	<b>480-2550</b>	<b>HOIST CHAIN 5 TON 60FT LIFT</b>	<b>\$243.00</b>	<b>\$131.00</b>	<b>\$131.00</b>
1520	480-2555	HOIST CHAIN 5 TON 80FT LIFT	\$243.00	\$131.00	\$131.00
1521	480-2560	HOIST CHAIN 5TON MANUAL 30	\$220.00	\$81.00	\$32.00
1522	480-2600	HOIST CHAIN 8TON MANUAL 20	\$404.00	\$149.00	\$60.00
1523	480-2620	HOIST CHAIN 10 TON 8-15	\$491.00	\$182.00	\$73.00
1524	480-2640	HOIST CHAIN 10 TON 20-30	\$519.00	\$193.00	\$77.00
<b>1525</b>	<b>480-2660</b>	<b>HOIST 5 TON CHAIN ELEC</b>	<b>\$549.00</b>	<b>\$193.00</b>	<b>\$81.00</b>
<b>1526</b>	<b>480-2670</b>	<b>HOIST CHAIN AIR 2 TON 50-70 FT</b>	<b>\$253.00</b>	<b>\$99.00</b>	<b>\$40.00</b>
<b>1527</b>	<b>480-2680</b>	<b>HOIST CHAIN AIR 3 TON</b>	<b>\$377.00</b>	<b>\$132.00</b>	<b>\$56.00</b>
<b>1528</b>	<b>480-2687</b>	<b>HOIST CHAIN AIR 6 TON 30-50 FT</b>	<b>\$2,025.00</b>	<b>\$689.00</b>	<b>\$235.00</b>
<b>1529</b>	<b>480-2690</b>	<b>HOIST CHAIN AIR 5 TON 80FT LIFT</b>	<b>\$2,430.00</b>	<b>\$810.00</b>	<b>\$284.00</b>
1530	480-2692	HOIST CHAIN AIR 6 TON 100FT LIFT	\$2,592.00	\$895.00	\$342.00
1531	480-2695	HOIST CHAIN AIR 10 TON 40 FT	\$2,187.00	\$770.00	\$257.00
<b>1532</b>	<b>480-2700</b>	<b>ENGINE HOIST 4000 LB</b>	<b>\$292.00</b>	<b>\$97.00</b>	<b>\$26.00</b>
1533	480-2790	CONVEYOR MATERIAL 10FT X 12IN	\$684.00	\$257.00	\$86.00
1534	480-2795	CONVEYOR MATERIAL 10FT X 18IN	\$706.00	\$266.00	\$90.00
1535	480-2797	CONVEYOR MATERIAL 14FT X 12IN	\$757.00	\$274.00	\$98.00
1536	480-2800	CONVEYOR MATERIAL TOWABLE 24-26FT	\$1,590.00	\$671.00	\$266.00
<b>1537</b>	<b>480-3015</b>	<b>GANTRY CRANE 3/4 TON</b>	<b>\$1,094.00</b>	<b>\$458.00</b>	<b>\$184.00</b>
1538	480-3040	POWERED HAND CRANE 300 LBS CAP BATT	\$377.00	\$140.00	\$56.00
1539	480-3060	GANTRY CRANE 2 TON	\$1,582.00	\$662.00	\$252.00
1540	480-3065	GANTRY CRANE 2 TON 154IN HEIGHT	\$1,668.00	\$680.00	\$269.00
1541	480-3080	GANTRY CRANE 3 TON	\$1,710.00	\$684.00	\$278.00
1542	480-3100	GANTRY CRANE 5 TON	\$1,980.00	\$720.00	\$383.00
1543	480-3210	TROLLEY 1 TON	\$122.00	\$43.00	\$16.00
1544	480-3211	BEAM TROLLEY PUSH 1 TON	\$40.00	\$18.00	\$4.00
1545	480-3240	TROLLEY 3 TONS	\$152.00	\$54.00	\$21.00
1546	480-3260	TROLLEY 5 TONS	\$304.00	\$108.00	\$41.00
1547	480-3265	BEAM TROLLEY 5 TON GEARED 80FT DROP	\$203.00	\$108.00	\$54.00
1548	480-3280	TROLLEY 10 TONS	\$365.00	\$130.00	\$50.00
1549	480-3285	TROLLEY 10 TONS GEARED 40FT/HAND CHAIN	\$315.00	\$104.00	\$50.00
<b>1550</b>	<b>480-3314</b>	<b>HOIST ELECTRIC CHAIN 1 TON 40 FT 120V</b>	<b>\$567.00</b>	<b>\$227.00</b>	<b>\$98.00</b>

**EXHIBIT A.1**  
**PRICING SCHEDULE - OMNIA PLATINUM**

	<b>CAT CLASS</b>	<b>DESCRIPTION</b>	<b>MONTH</b>	<b>WEEK</b>	<b>DAY</b>
1551	<b>480-3316</b>	<b>HOIST ELECTRIC CHAIN 1 TON 50 FT 120V</b>	<b>\$567.00</b>	<b>\$227.00</b>	<b>\$98.00</b>
1552	<b>480-3318</b>	<b>HOIST ELECTRIC CHAIN 1 TON 60 FT 120V</b>	<b>\$567.00</b>	<b>\$227.00</b>	<b>\$98.00</b>
1553	<b>480-3329</b>	<b>HOIST ELECTRIC CHAIN 2 TON 40 FT 120V</b>	<b>\$689.00</b>	<b>\$275.00</b>	<b>\$115.00</b>
1554	<b>480-3331</b>	<b>HOIST ELECTRIC CHAIN 2 TON 50 FT 120V</b>	<b>\$689.00</b>	<b>\$275.00</b>	<b>\$115.00</b>
1555	<b>480-3333</b>	<b>HOIST ELECTRIC CHAIN 2 TON 60 FT 120V</b>	<b>\$689.00</b>	<b>\$275.00</b>	<b>\$115.00</b>
1556	480-3420	HOIST ELECTRIC CHAIN 1T 30 120V 1PH	\$319.00	\$118.00	\$47.00
1557	480-3428	MATERIAL LIFT 400 LBS 5 FT MANUAL	\$183.00	\$64.00	\$22.00
1558	480-3430	MATERIAL LIFT 1000 LBS 5 FT MANUAL	\$183.00	\$64.00	\$22.00
1559	480-3460	MATERIAL LIFT 1000 LBS 10 FT MANUAL	\$510.00	\$239.00	\$60.00
1560	480-3475	MATERIAL LIFT 450 LBS 12 FT MANUAL	\$510.00	\$239.00	\$60.00
1561	480-3480	MATERIAL LIFT 650 LBS 12 FT MANUAL	\$510.00	\$239.00	\$60.00
1562	480-3500	MATERIAL LIFT 300 LBS 12 FT PNEUMATIC	\$583.00	\$274.00	\$68.00
1563	480-3510	MATERIAL LIFT 350 LBS 13 FT MANUAL	\$583.00	\$274.00	\$68.00
1564	480-3520	MATERIAL LIFT 650 LBS 15 FT MANUAL	\$583.00	\$274.00	\$68.00
1565	480-3525	MATERIAL LIFT 450 LBS 16 FT MANUAL	\$583.00	\$274.00	\$68.00
1566	480-3540	MATERIAL LIFT 650 LBS 18 FT MANUAL	\$583.00	\$274.00	\$68.00
1567	480-3560	MATERIAL LIFT 250 LBS 18 FT PNEUMATIC	\$583.00	\$274.00	\$68.00
1568	480-3580	MATERIAL LIFT 650 LBS 20 FT MANUAL	\$693.00	\$325.00	\$81.00
1569	480-3600	MATERIAL LIFT 650 LBS 24 FT MANUAL	\$693.00	\$325.00	\$81.00
1570	480-3620	MATERIAL LIFT 650 LBS 25 FT MANUAL	\$693.00	\$325.00	\$81.00
<b>1571</b>	<b>480-3628</b>	<b>MATERIAL LIFT 800 LBS 25FT COUNTER BALAN</b>	<b>\$1,215.00</b>	<b>\$535.00</b>	<b>\$141.00</b>
1572	480-3630	MATERIAL LIFT 800 LBS 12 FT MANUAL	\$608.00	\$216.00	\$72.00
1573	480-3660	MATERIAL LIFT 1100 LBS 15 FT MANUAL	\$729.00	\$342.00	\$86.00
1574	480-4010	TUGGER 1000LB AIR	\$583.00	\$194.00	\$68.00
1575	480-4040	TUGGER 4000LB AIR	\$1,276.00	\$426.00	\$149.00
1576	480-4070	TUGGER 10000LB AIR	\$2,370.00	\$790.00	\$278.00
<b>1577</b>	<b>480-4090</b>	<b>TUGGER 20000LB AIR</b>	<b>\$4,192.00</b>	<b>\$1,398.00</b>	<b>\$491.00</b>
<b>1578</b>	<b>480-4105</b>	<b>CABLE PULLER FORCE GAUGE</b>	<b>\$486.00</b>	<b>\$292.00</b>	<b>\$154.00</b>
1579	480-4110	CABLE PULLER 2000 LB ELECTRIC	\$689.00	\$243.00	\$103.00
1580	480-4130	CABLE PULLER 6000LB ELECTRIC	\$729.00	\$292.00	\$95.00
1581	480-4140	CABLE PULLER 8000LB ELECTRIC	\$809.00	\$385.00	\$103.00
1582	480-4150	CABLE PULLER 10000LB ELEC W/BOOM	\$842.00	\$405.00	\$107.00
<b>1583</b>	<b>480-4153</b>	<b>CABLE PULLER 12K MULTI-SPEED ELEC</b>	<b>\$887.00</b>	<b>\$446.00</b>	<b>\$129.00</b>
1584	480-4155	CABLE FEEDER	\$689.00	\$243.00	\$103.00
1585	480-4160	CABLE REEL STAND 6000LB CAPACITY	\$108.00	\$50.00	\$18.00
1586	480-4170	CABLE REEL STANDS 10000LB CAP PAIR	\$473.00	\$230.00	\$77.00
1587	480-4175	CABLE REEL ROLLER 30IN 2500 LB CAPACITY	\$117.00	\$59.00	\$59.00
<b>1588</b>	<b>480-4179</b>	<b>CABLE REEL ROLL 7.5 TON</b>	<b>\$1,211.00</b>	<b>\$405.00</b>	<b>\$129.00</b>
<b>1589</b>	<b>480-4180</b>	<b>CABLE REEL ROLLER 15 TON</b>	<b>\$1,211.00</b>	<b>\$405.00</b>	<b>\$129.00</b>
<b>1590</b>	<b>480-4185</b>	<b>DUCT RODDER 5/16IN 1000FT</b>	<b>\$345.00</b>	<b>\$162.00</b>	<b>\$73.00</b>
<b>1591</b>	<b>480-4186</b>	<b>DUCT RODDER 5/16IN 600FT</b>	<b>\$243.00</b>	<b>\$142.00</b>	<b>\$56.00</b>
<b>1592</b>	<b>480-4187</b>	<b>DUCT RODDER 3/8IN 600FT</b>	<b>\$243.00</b>	<b>\$142.00</b>	<b>\$56.00</b>
<b>1593</b>	<b>480-4188</b>	<b>DUCT RODDER 1/2IN 1000FT</b>	<b>\$73.00</b>	<b>\$24.00</b>	<b>\$9.00</b>
1594	480-4190	CABLE FISH TAPE VAC SYSTEM	\$185.00	\$63.00	\$27.00
1595	480-4200	SHEAVE MANHOLE 12FT 6500LB CAP	\$995.00	\$500.00	\$194.00
1596	480-5520	PUMP PORTA POWER ELECTRIC	\$532.00	\$296.00	\$102.00
<b>1597</b>	<b>480-5530</b>	<b>PUMP HYD SHORING PLASTIC MANUAL</b>	<b>\$56.00</b>	<b>\$19.00</b>	<b>\$10.00</b>
1598	480-5540	PORTAPOWER PUMP 1 SPEED MANUAL	\$118.00	\$41.00	\$21.00
1599	480-5560	PORTAPOWER PUMP 2 SPEED MANUAL	\$118.00	\$41.00	\$21.00
<b>1600</b>	<b>480-5600</b>	<b>PUMP BOLT TENSIONER 1500 BAR 110V</b>	<b>\$1,944.00</b>	<b>\$648.00</b>	<b>\$248.00</b>

**EXHIBIT A.1**  
**PRICING SCHEDULE - OMNIA PLATINUM**

	<b>CAT CLASS</b>	<b>DESCRIPTION</b>	<b>MONTH</b>	<b>WEEK</b>	<b>DAY</b>
<b>1601</b>	<b>481-1012</b>	<b>CYLINDER HYD LP PANCAKE SA 5 T &gt;1 IN</b>	<b>\$55.00</b>	<b>\$28.00</b>	<b>\$8.00</b>
1602	481-1028	CYLINDER HYD THREADED END SA 10 T >1 IN	\$77.00	\$39.00	\$10.00
1603	481-1030	CYLINDER HYD LP PANCAKE SA 10 T >1 IN	\$54.00	\$28.00	\$7.00
1604	481-1032	CYLINDER HYD GENERAL SA 10 T 1 IN	\$64.00	\$32.00	\$8.00
<b>1605</b>	<b>481-1034</b>	<b>CYLINDER HYD SHORTY SA DA 10 T 1 IN</b>	<b>\$66.00</b>	<b>\$33.00</b>	<b>\$8.00</b>
1606	481-1036	CYLINDER HYD GENERAL SA 10 T 2 IN	\$66.00	\$33.00	\$8.00
1607	481-1040	CYLINDER HYD GENERAL SA 10 T 4 IN	\$71.00	\$36.00	\$9.00
1608	481-1042	CYLINDER HYD GENERAL SA 10 T 6 IN	\$79.00	\$40.00	\$10.00
1609	481-1048	CYLINDER HYD GENERAL SA 10 T 8 IN	\$95.00	\$48.00	\$13.00
1610	481-1052	CYLINDER HYD GENERAL SA 10 T 10 IN	\$96.00	\$49.00	\$13.00
<b>1611</b>	<b>481-1056</b>	<b>CYLINDER HYD PUSHPULL DA 10-4 T 10 IN</b>	<b>\$194.00</b>	<b>\$97.00</b>	<b>\$26.00</b>
<b>1612</b>	<b>481-1066</b>	<b>CYLINDER HYD CENTER HOLE SA 12 T 1 IN</b>	<b>\$122.00</b>	<b>\$61.00</b>	<b>\$16.00</b>
1613	481-1076	CYLINDER HYD GENERAL SA 15 T 6 IN	\$102.00	\$51.00	\$13.00
1614	481-1090	CYLINDER HYD LP PANCAKE SA 20 T >1 IN	\$131.00	\$66.00	\$16.00
<b>1615</b>	<b>481-1092</b>	<b>CYLINDER HYD SHORTY SA DA 20 T 1 IN</b>	<b>\$118.00</b>	<b>\$59.00</b>	<b>\$15.00</b>
<b>1616</b>	<b>481-1106</b>	<b>CYLINDER HYD GENERAL SA 25 T 1 IN</b>	<b>\$104.00</b>	<b>\$52.00</b>	<b>\$13.00</b>
1617	481-1108	CYLINDER HYD GENERAL SA 25 T 2 IN	\$104.00	\$52.00	\$13.00
1618	481-1110	CYLINDER HYD GENERAL SA 25 T 4 IN	\$113.00	\$57.00	\$14.00
1619	481-1112	CYLINDER HYD GENERAL SA 25 T 6 IN	\$131.00	\$66.00	\$16.00
1620	481-1118	CYLINDER HYD GENERAL SA 25 T 8 IN	\$169.00	\$86.00	\$21.00
<b>1621</b>	<b>481-1120</b>	<b>CYLINDER HYD GENERAL SA 25 T 10 IN</b>	<b>\$200.00</b>	<b>\$101.00</b>	<b>\$26.00</b>
1622	481-1122	CYLINDER HYD PUSHPULL DA 25-11 T 10 IN	\$621.00	\$311.00	\$77.00
1623	481-1126	CYLINDER HYD GENERAL SA 25 T 14 IN	\$230.00	\$115.00	\$29.00
<b>1624</b>	<b>481-1127</b>	<b>CYLINDER HYD GENERAL SA 27 T 6 IN</b>	<b>\$365.00</b>	<b>\$122.00</b>	<b>\$43.00</b>
1625	481-1132	CYLINDER HYD LP PANCAKE SA 30 T >1 IN	\$150.00	\$76.00	\$19.00
1626	481-1134	CYLINDER HYD GENERAL SA 30 T 2 IN	\$189.00	\$95.00	\$23.00
<b>1627</b>	<b>481-1138</b>	<b>CYLINDER HYD SHORTY SA DA 30 T 2 IN</b>	<b>\$132.00</b>	<b>\$67.00</b>	<b>\$18.00</b>
1628	481-1154	CYLINDER HYD GENERAL SA 30 T 8 IN	\$203.00	\$102.00	\$25.00
1629	481-1158	CYLINDER HYD GENERAL SA 35 T 2 IN	\$270.00	\$135.00	\$34.00
1630	481-1162	CYLINDER HYD GENERAL SA 50 T 2 IN	\$810.00	\$405.00	\$102.00
<b>1631</b>	<b>481-1164</b>	<b>CYLINDER HYD SHORTY SA DA 50 T 2 IN</b>	<b>\$162.00</b>	<b>\$81.00</b>	<b>\$22.00</b>
1632	481-1186	CYLINDER HYD GENERAL SA 55 T 6 IN	\$223.00	\$112.00	\$29.00
1633	481-1189	CYLINDER HYD PUSHPULL DA 55-28 T 4 IN	\$398.00	\$199.00	\$50.00
<b>1634</b>	<b>481-1190</b>	<b>CYLINDER HYD PUSHPULL DA 55-28 T 6 IN</b>	<b>\$398.00</b>	<b>\$199.00</b>	<b>\$50.00</b>
<b>1635</b>	<b>481-1242</b>	<b>CYLINDER HYD SHORTY SA DA 100 T 2 IN</b>	<b>\$239.00</b>	<b>\$119.00</b>	<b>\$32.00</b>
1636	481-1250	CYLINDER HYD CENTER HOLE SA 100 T 3 IN	\$778.00	\$389.00	\$97.00
1637	481-1254	CYLINDER HYD GENERAL SA 100 T 6 IN	\$441.00	\$221.00	\$54.00
1638	481-1260	CYLINDER HYD PUSHPULL DA 100-44 T 6 IN	\$581.00	\$291.00	\$73.00
1639	481-1524	JACK BOTTLE STANDARD 5 T 4 IN	\$23.00	\$13.00	\$4.00
1640	481-1526	JACK TOE ECONOMY 5 T 4 IN	\$165.00	\$83.00	\$21.00
1641	481-1538	JACK TOE ECONOMY 10 T 5 IN	\$153.00	\$68.00	\$27.00
<b>1642</b>	<b>481-1566</b>	<b>JACK BOTTLE STANDARD 22 T 6 IN</b>	<b>\$46.00</b>	<b>\$23.00</b>	<b>\$6.00</b>
<b>1643</b>	<b>481-3008</b>	<b>CYLINDER BOLT TENSIONER M36X4</b>	<b>\$955.00</b>	<b>\$319.00</b>	<b>\$112.00</b>
1644	490-1000	FORKLIFT ATTACHMENT LIFTING HOOK 10000LB	\$268.00	\$122.00	\$43.00
1645	490-1002	FORKLIFT ATTACHMENT LIFTING HOOK 12000LB	\$306.00	\$146.00	\$50.00
<b>1646</b>	<b>490-1003</b>	<b>FORKLIFT ATTACHMENT LIFT-N-TOW 4000 LB</b>	<b>\$212.00</b>	<b>\$104.00</b>	<b>\$36.00</b>
1647	490-1004	FORKLIFT ATTACHMENT LIFT-N-TOW 10000 LB	\$212.00	\$104.00	\$36.00
1648	490-1006	FORKLIFT ATTACHMENT LIFT-N-TOW 12000 LB	\$419.00	\$153.00	\$59.00
<b>1649</b>	<b>490-1008</b>	<b>FORKLIFT ATTACHMENT 2 FT TRUSS BOOM</b>	<b>\$325.00</b>	<b>\$146.00</b>	<b>\$51.00</b>
<b>1650</b>	<b>490-1009</b>	<b>FORKLIFT ATTACHMENT 6-8 FT TRUSS BOOM</b>	<b>\$325.00</b>	<b>\$146.00</b>	<b>\$51.00</b>



**EXHIBIT A.1**  
**PRICING SCHEDULE - OMNIA PLATINUM**

	<b>CAT CLASS</b>	<b>DESCRIPTION</b>	<b>MONTH</b>	<b>WEEK</b>	<b>DAY</b>
1651	490-1010	FORKLIFT ATTACHMENT 12-15 FT TRUSS BOOM	\$325.00	\$146.00	\$51.00
1652	490-1012	FORKLIFT ATTACH 12FT W/WINCH TRUSS BOOM	\$1,071.00	\$536.00	\$216.00
<b>1653</b>	<b>490-1015</b>	<b>FORKLIFT ATTACHMENT SPREADER BAR 8-12FT</b>	<b>\$405.00</b>	<b>\$203.00</b>	<b>\$86.00</b>
1654	490-1020	FORKLIFT ATTACHMENT JIB	\$325.00	\$146.00	\$51.00
1655	490-1030	FORKLIFT ATTACHMENT CARPET POLE	\$230.00	\$97.00	\$34.00
1656	490-1040	FORKLIFT ATTACHMENT INDUSTRIAL SCALE	\$459.00	\$223.00	\$86.00
<b>1657</b>	<b>490-1045</b>	<b>FORKLIFT/CRANE ATTACHMENT SCALE 15K LBS</b>	<b>\$486.00</b>	<b>\$183.00</b>	<b>\$73.00</b>
1658	490-1055	FORKLIFT ATTACHMENT BIN CLAMP ROTATOR	\$440.00	\$158.00	\$56.00
<b>1659</b>	<b>490-1059</b>	<b>FORKLIFT ATTACHMENT DRUM CLAMP SINGLE</b>	<b>\$2,511.00</b>	<b>\$1,114.00</b>	<b>\$471.00</b>
1660	490-1060	FORKLIFT ATTACHMENT DRUM ROTATOR	\$459.00	\$223.00	\$86.00
1661	490-1070	FORKLIFT ATTACHMENT FORK ROTATOR 2500LB	\$675.00	\$270.00	\$86.00
1662	490-1073	FORKLIFT ATTACHMENT ROTATOR CLASS II	\$675.00	\$270.00	\$86.00
<b>1663</b>	<b>490-1077</b>	<b>FORKLIFT ATTACHMENT ROTATOR CLASS III</b>	<b>\$1,215.00</b>	<b>\$446.00</b>	<b>\$167.00</b>
1664	490-1080	FORKLIFT ATTACHMENT WORK PLATFORM	\$459.00	\$243.00	\$86.00
<b>1665</b>	<b>490-1205</b>	<b>FORKLIFT ATTACHMENT BIN DUMPER .50YD</b>	<b>\$440.00</b>	<b>\$158.00</b>	<b>\$56.00</b>
1666	490-1210	FORKLIFT ATTACHMENT BIN DUMPER 1YD	\$440.00	\$158.00	\$56.00
1667	490-1215	FORKLIFT ATTACHMENT BIN DUMPER 2YD	\$440.00	\$158.00	\$56.00
1668	490-1220	FORKLIFT ATTACHMENT BIN DUMPER 3YD	\$459.00	\$183.00	\$64.00
1669	490-1225	FORKLIFT ATTACHMENT BIN DUMPER 4YD	\$478.00	\$194.00	\$68.00
1670	490-1235	FORKLIFT ATTACHMENT TRASH HOPPER 3.75YD	\$382.00	\$146.00	\$59.00
1671	490-1250	FORKLIFT ATTACHMENT BUCKET .50-.75YD	\$345.00	\$146.00	\$51.00
1672	490-1255	FORKLIFT ATTACHMENT BUCKET 1YD	\$345.00	\$146.00	\$51.00
1673	490-1260	FORKLIFT ATTACHMENT BUCKET 1.25YD	\$345.00	\$146.00	\$51.00
1674	490-1265	FORKLIFT ATTACHMENT BUCKET 1.5YD	\$345.00	\$146.00	\$51.00
1675	490-1270	FORKLIFT ATTACHMENT BUCKET 1.75YD	\$379.00	\$158.00	\$56.00
1676	490-1275	FORKLIFT ATTACHMENT BUCKET 2YD	\$379.00	\$158.00	\$56.00
1677	490-1300	FORKLIFT ATTACHMENT BUCKET GRAPPLE	\$551.00	\$194.00	\$68.00
1678	490-1400	FORKLIFT ATTACHMENT CARRIAGE	\$325.00	\$146.00	\$51.00
1679	490-1410	FORKLIFT ATTACHMENT SWING CARRIAGE	\$536.00	\$203.00	\$73.00
1680	490-1415	FORKLIFT ATTACHMENT SIDE TILT CARRIAGE	\$396.00	\$145.00	\$51.00
1681	490-1418	FORKLIFT ATTACHMENT SIDE SHIFT CARRIAGE	\$396.00	\$146.00	\$51.00
1682	490-1450	FORKLIFT ATTACHMENT FORK EXTENSIONS	\$325.00	\$146.00	\$51.00
<b>1683</b>	<b>490-1460</b>	<b>FORKLIFT ATTACHMENT 48IN FORKS</b>	<b>\$158.00</b>	<b>\$61.00</b>	<b>\$22.00</b>
1684	490-1470	FORKLIFT ATTACHMENT 60IN FORKS	\$172.00	\$81.00	\$26.00
1685	490-1480	FORKLIFT ATTACHMENT 72IN FORKS	\$192.00	\$86.00	\$30.00
1686	490-1600	CRANE ATTACHMENT TRASH HOPPER	\$325.00	\$146.00	\$51.00
1687	490-1650	TELEHANDLER SKIDSTEER ATTACHMENT	\$192.00	\$86.00	\$30.00
1688	490-1690	FORKLIFT BATTERY CHARGER 48V ONLY 115V	\$146.00	\$77.00	\$27.00
1689	490-1695	FORKLIFT BATTERY CHARGER FOR 48V & 80V	\$230.00	\$81.00	\$34.00
1690	490-1700	EXTRA BATTERY PACK 4K ELECTRIC FORKLIFT	\$345.00	\$146.00	\$60.00
1691	490-1720	EXTRA BATTERY PACK 6K ELECTRIC FORKLIFT	\$367.00	\$130.00	\$68.00
1692	500-1015	1KW SILENT PORTABLE GENERATOR	\$306.00	\$138.00	\$37.00
1693	500-1020	2KW SILENT PORTABLE GENERATOR GFCI	\$345.00	\$153.00	\$41.00
1694	500-1025	2KW SILENT PORTABLE GENERATOR	\$345.00	\$153.00	\$41.00
1695	500-1030	3KW PORTABLE GENERATOR	\$413.00	\$184.00	\$49.00
1696	500-1035	3KW SILENT PORTABLE GENERATOR	\$413.00	\$184.00	\$49.00
1697	500-1050	5KW PORTABLE GENERATOR	\$482.00	\$214.00	\$57.00
1698	500-1060	6KW PORTABLE GENERATOR	\$551.00	\$245.00	\$65.00
1699	500-1075	7KW SILENT PORTABLE GENERATOR	\$689.00	\$306.00	\$81.00
1700	500-1100	10KW PORTABLE GENERATOR	\$788.00	\$338.00	\$102.00

**EXHIBIT A.1**  
**PRICING SCHEDULE - OMNIA PLATINUM**

	<b>CAT CLASS</b>	<b>DESCRIPTION</b>	<b>MONTH</b>	<b>WEEK</b>	<b>DAY</b>
<b>1701</b>	<b>500-1120</b>	<b>16KW PORTABLE GENERATOR 120-240V 1PH/3PH</b>	<b>\$1,094.00</b>	<b>\$486.00</b>	<b>\$171.00</b>
<b>1702</b>	<b>500-1130</b>	<b>23KW PORTABLE GENERATOR 120-240V 1PH/3PH</b>	<b>\$1,256.00</b>	<b>\$527.00</b>	<b>\$235.00</b>
<b>1703</b>	<b>500-1200</b>	<b>GENERATOR SOLAR (6) 12V BATTERIES</b>	<b>\$1,296.00</b>	<b>\$648.00</b>	<b>\$257.00</b>
1704	501-1020	20KW GENERATOR DSL	\$869.00	\$365.00	\$167.00
1705	501-1030	30KW GENERATOR DSL	\$1,112.00	\$594.00	\$206.00
1706	501-1040	40KW GENERATOR DSL	\$1,260.00	\$599.00	\$227.00
1707	501-1055	55KW GENERATOR DSL	\$1,620.00	\$612.00	\$248.00
1708	501-1060	55KW GENERATOR SKID MOUNTED DSL	\$1,620.00	\$612.00	\$248.00
1709	501-1070	70KW GENERATOR DSL	\$2,205.00	\$844.00	\$335.00
1710	501-1080	80KW GENERATOR DSL	\$2,205.00	\$844.00	\$335.00
1711	501-1100	100KW GENERATOR DSL	\$2,205.00	\$844.00	\$335.00
1712	501-1105	100KW GENERATOR SKID MOUNTED DSL	\$2,205.00	\$844.00	\$335.00
1713	501-1120	120KW GENERATOR DSL	\$2,961.00	\$1,377.00	\$486.00
1714	501-1140	140KW GENERATOR DSL	\$2,961.00	\$1,377.00	\$486.00
1715	501-1160	160KW GENERATOR DSL	\$2,961.00	\$1,377.00	\$486.00
1716	501-1175	175KW GENERATOR DSL	\$2,961.00	\$1,377.00	\$486.00
1717	501-1180	175KW GENERATOR SKID MOUNTED DSL	\$2,961.00	\$1,377.00	\$486.00
1718	501-1200	200KW GENERATOR DSL	\$4,032.00	\$1,688.00	\$750.00
1719	501-1250	250KW GENERATOR DSL	\$4,032.00	\$1,688.00	\$750.00
1720	501-1255	250KW GENERATOR SKID MOUNTED DSL	\$4,032.00	\$1,688.00	\$750.00
1721	501-1300	300KW STUDIO GENERATOR TWIN PACK	\$16,673.00	\$4,959.00	\$1,710.00
1722	501-1320	320KW GENERATOR DSL	\$4,770.00	\$2,043.00	\$810.00
1723	501-1325	320KW GENERATOR SKID MOUNTED DSL	\$4,770.00	\$2,043.00	\$810.00
1724	501-1500	500KW GENERATOR DSL	\$8,100.00	\$2,869.00	\$912.00
<b>1725</b>	<b>501-1510</b>	<b>500KW GENERATOR DSL T4F</b>	<b>\$15,300.00</b>	<b>\$5,400.00</b>	<b>\$1,980.00</b>
1726	501-1650	650KW GENERATOR DSL	\$9,450.00	\$3,443.00	\$1,296.00
1727	501-1800	800KW GENERATOR DSL	\$13,500.00	\$4,437.00	\$1,620.00
1728	501-2100	1000KW GENERATOR DSL	\$14,850.00	\$5,011.00	\$1,944.00
1729	501-2300	1350KW GENERATOR DSL	\$17,888.00	\$6,044.00	\$2,349.00
1730	501-2600	1600KW GENERATOR DSL	\$23,625.00	\$9,180.00	\$3,321.00
1731	501-2700	CONTAINERIZED 2MEG DIESEL GENERATOR	\$27,900.00	\$10,575.00	\$3,820.00
1732	501-3060	600AMP STUDIO GENERATOR	\$4,275.00	\$1,539.00	\$577.00
1733	501-3140	1400AMP STUDIO GENERATOR	\$6,840.00	\$2,394.00	\$984.00
1734	501-3160	1600AMP STUDIO GENERATOR	\$7,695.00	\$2,694.00	\$1,069.00
1735	501-4000	90KVA 400HZ PORTABLE AIRCRAFT GENERATOR	\$5,085.00	\$2,480.00	\$620.00
1736	501-4010	120KVA 400HZ PORTABLE AIRCRAFT GENERATOR	\$5,472.00	\$2,736.00	\$684.00
<b>1737</b>	<b>501-4020</b>	<b>180KVA 400HZ PORTABLE AIRCRAFT GENERATOR</b>	<b>\$6,480.00</b>	<b>\$3,240.00</b>	<b>\$855.00</b>
1738	501-4210	90KVA 400HZ SOLID STATE AIRCRAFT GPU	\$2,939.00	\$958.00	\$385.00
1739	501-4220	180KVA 400HZ SOLID STATE AIRCRAFT GPU	\$4,275.00	\$1,454.00	\$581.00
<b>1740</b>	<b>501-5000</b>	<b>270-300 PPM AIRCRAFT STARTER UNIT</b>	<b>\$15,107.00</b>	<b>\$7,290.00</b>	<b>\$3,420.00</b>
<b>1741</b>	<b>501-5010</b>	<b>180-200 PPM AIRCRAFT STARTER UNIT</b>	<b>\$15,107.00</b>	<b>\$7,290.00</b>	<b>\$3,420.00</b>
1742	502-1010	GRIDLESS CORE PORTABLE BATTERY SYS 1KW	\$1,026.00	\$342.00	\$86.00
1743	502-1070	GRIDLESS CORE PORTABLE BATTERY SYS 7KW	\$1,580.00	\$513.00	\$120.00
1744	502-1510	GRIDLESS SOURCE AC FAST CHARGER	\$248.00	\$77.00	\$21.00
1745	502-1520	GRIDLESS SOURCE CHARGER VEHICLE CLAMP	\$161.00	\$46.00	\$13.00
1746	502-1530	GRIDLESS SOURCE SOLAR CHARGER	\$248.00	\$77.00	\$21.00
1747	510-1010	LIGHT TOWER 50W LED SOLAR SKID	\$576.00	\$198.00	\$77.00
1748	510-1015	LIGHT TOWER 640W LED SOLAR TRAILER	\$1,035.00	\$446.00	\$176.00
1749	510-1020	LIGHT TOWER 200W LED SOLAR TRAILER	\$699.00	\$256.00	\$112.00
1750	510-1030	LIGHT TOWER VERT MAST MAN NARROW BODY	\$405.00	\$234.00	\$99.00



**EXHIBIT A.1**  
**PRICING SCHEDULE - OMNIA PLATINUM**

	<b>CAT CLASS</b>	<b>DESCRIPTION</b>	<b>MONTH</b>	<b>WEEK</b>	<b>DAY</b>
1751	510-1031	LIGHT TOWER BALLON LIGHT ATTACHMENT	\$383.00	\$171.00	\$43.00
1752	510-1035	LIGHT TOWER HORIZ MAST MAN NARROW BODY	\$405.00	\$234.00	\$99.00
1753	510-1040	LIGHT TOWER VERT MAST ELEC NARROW BODY	\$405.00	\$234.00	\$99.00
1754	510-1055	LIGHT TOWER VERT MAST LED TRAILER	\$727.00	\$338.00	\$132.00
1755	510-1060	LIGHT TOWER VERT MAST AUTO NARROW BODY	\$405.00	\$234.00	\$99.00
1756	510-1070	LIGHT TOWER BALLOON KIT	\$383.00	\$293.00	\$105.00
1757	510-1080	LIGHT TOWER MAN MAST 16FT LED CART 120V	\$577.00	\$198.00	\$77.00
1758	510-1082	LIGHT TOWER ELEC MAST 23FT LED CART 120V	\$642.00	\$225.00	\$86.00
1759	510-1084	LIGHT TOWER MAN MAST 23FT LED TRAIL 120V	\$642.00	\$225.00	\$86.00
1760	510-1090	LIGHTTOWER HORIZ MAST 15KWGEN WIDE BODY	\$699.00	\$256.00	\$112.00
1761	510-1100	LIGHTTOWER HORIZ MAST 20KWGEN WIDE BODY	\$972.00	\$315.00	\$126.00
1762	510-1120	LIGHTTOWER 15KWGEN WITH 500 GAL TANK	\$1,053.00	\$378.00	\$165.00
1763	510-1140	LIGHT TOWER VERT MAST 20KW WIDE BODY	\$1,053.00	\$378.00	\$165.00
1764	510-1160	LIGHT TOWER CUBE VERT MAST LED SKID	\$1,035.00	\$473.00	\$189.00
1765	514-1145	EXTENSION CORD 14/3 X 100'	\$37.00	\$14.00	\$5.00
1766	514-1150	EXTENSION CORD 14/3 X 50'	\$29.00	\$12.00	\$5.00
1767	525-1000	DISCONNECT CAMLOCK 480V 400 AMP	\$498.00	\$230.00	\$122.00
1768	525-1030	I LINE PANEL 400 AMP	\$1,148.00	\$421.00	\$162.00
<b>1769</b>	<b>525-1040</b>	<b>I LINE PANEL 400 AMP PIN &amp; SLEEVE</b>	<b>\$2,325.00</b>	<b>\$770.00</b>	<b>\$214.00</b>
1770	525-1050	I LINE PANEL 600 AMP	\$1,224.00	\$459.00	\$175.00
1771	525-1060	I LINE PANEL 600 AMP 600V	\$1,224.00	\$459.00	\$175.00
1772	525-1070	I LINE PANEL 800 AMP	\$1,913.00	\$635.00	\$227.00
1773	525-1080	I LINE PANEL 1200 AMP	\$2,426.00	\$823.00	\$284.00
1774	525-1085	I-LINE PANEL 1200A 600V LOW PROFILE	\$2,426.00	\$823.00	\$284.00
1775	525-1090	QUADBOX FEEDER PANEL 120 AMP	\$230.00	\$115.00	\$41.00
1776	525-1100	QUAD BOX FEEDER PANEL 200 AMP	\$230.00	\$115.00	\$41.00
1777	525-1110	QUAD BOX FEEDER PANEL 300 AMP	\$383.00	\$134.00	\$49.00
1778	525-1120	SPIDER BOX 50 AMP	\$287.00	\$122.00	\$53.00
1779	525-1130	SPIDER BOX 60 AMP	\$287.00	\$122.00	\$53.00
1780	525-1140	SPIDER BOX FEEDER PANEL 200 AMP	\$612.00	\$275.00	\$97.00
1781	525-1150	SPIDER BOX FEEDER PANEL 400 AMP	\$612.00	\$275.00	\$97.00
1782	525-1160	SPLITER PANEL 400 AMP CAMLOCK	\$172.00	\$77.00	\$41.00
1783	525-1170	DUPLEX PANEL 100 AMP	\$222.00	\$104.00	\$45.00
1784	525-1180	REEFER PANEL 30 GANG	\$248.00	\$95.00	\$41.00
1785	525-1190	TRANSFORMER 15KVA 480-120/208 MILL PANEL	\$612.00	\$268.00	\$81.00
1786	525-1195	TRANSFORMER 30KVA 480-120/208 MILL PANEL	\$838.00	\$294.00	\$94.00
1787	525-1200	ISOLATION TRANSFORMER 208V	\$689.00	\$230.00	\$81.00
<b>1788</b>	<b>525-1240</b>	<b>TRANSFER SWITCH 100 AMP</b>	<b>\$425.00</b>	<b>\$138.00</b>	<b>\$49.00</b>
1789	525-1250	TRANSFER SWITCH 200 AMP	\$425.00	\$138.00	\$49.00
<b>1790</b>	<b>525-1260</b>	<b>TRANSFER SWITCH 400 AMP ATS</b>	<b>\$648.00</b>	<b>\$219.00</b>	<b>\$77.00</b>
<b>1791</b>	<b>525-1290</b>	<b>TRANSFER SWITCH 800 AMP</b>	<b>\$1,884.00</b>	<b>\$628.00</b>	<b>\$662.00</b>
<b>1792</b>	<b>525-1300</b>	<b>VFD PANEL 10HP 460V 3P SOFT START</b>	<b>\$547.00</b>	<b>\$170.00</b>	<b>\$64.00</b>
1793	525-1310	VFD PANEL 20HP 460V 3PH	\$738.00	\$248.00	\$89.00
1794	525-1320	VFD PANEL 50HP 460V 3PH	\$860.00	\$287.00	\$102.00
1795	525-1330	VFD PANEL 100HP 460V 3P SOFT START	\$1,086.00	\$364.00	\$130.00
<b>1796</b>	<b>525-1340</b>	<b>VFD PANEL 125HP 460V 3P SOFT START</b>	<b>\$1,341.00</b>	<b>\$450.00</b>	<b>\$158.00</b>
1797	525-1350	VFD PANEL 150HP 460V 3PH	\$1,377.00	\$459.00	\$162.00
1798	525-1360	LOAD BANK 100 KW	\$449.00	\$202.00	\$97.00
1799	525-1362	LOAD BANK 125 KW	\$473.00	\$209.00	\$105.00
1800	525-1364	LOAD BANK 600 KW	\$473.00	\$209.00	\$105.00

**EXHIBIT A.1**  
**PRICING SCHEDULE - OMNIA PLATINUM**

	<b>CAT CLASS</b>	<b>DESCRIPTION</b>	<b>MONTH</b>	<b>WEEK</b>	<b>DAY</b>
1801	525-1366	LOAD BANK 1000 KW	\$1,080.00	\$396.00	\$154.00
1802	525-1368	LOAD BANK 3000 KW	\$2,700.00	\$972.00	\$385.00
1803	525-1370	GANG BOX	\$184.00	\$69.00	\$24.00
1804	525-1510	GFCI SINGLE OUTLET	\$15.00	\$8.00	\$5.00
1805	525-1520	GFCI DOUBLE OUTLET	\$31.00	\$15.00	\$8.00
<b>1806</b>	<b>525-1580</b>	<b>BREAKOUT BOX 2400 AMP</b>	<b>\$2,430.00</b>	<b>\$972.00</b>	<b>\$342.00</b>
1807	525-1605	DISCONNECT FUSE PANEL 200 AMP	\$495.00	\$194.00	\$81.00
1808	525-1610	DISCONNECT BREAKER PANEL 400A	\$612.00	\$230.00	\$122.00
1809	525-1620	DISCONNECT BREAKER PANEL 600A	\$918.00	\$325.00	\$130.00
1810	525-1630	DISCONNECT BREAKER PANEL 800A	\$1,071.00	\$371.00	\$146.00
1811	525-1720	I LINE PANEL 3000 AMP	\$2,831.00	\$945.00	\$337.00
<b>1812</b>	<b>525-2115</b>	<b>PANEL DISTRO (4) 20AMP DUPLEX 240V INPUT</b>	<b>\$729.00</b>	<b>\$243.00</b>	<b>\$86.00</b>
1813	525-2120	PANEL DISTRIBUTION 125/250V 50AMP GFCI	\$134.00	\$58.00	\$21.00
1814	525-2190	PANEL DISTRIBUTION 800AMP 3PH 120/208V	\$1,913.00	\$635.00	\$227.00
<b>1815</b>	<b>525-2600</b>	<b>DISCONNECT BREAKER PANEL 1200A</b>	<b>\$1,080.00</b>	<b>\$450.00</b>	<b>\$180.00</b>
1816	525-2605	DISCONNECT BREAKER PANEL 3000A	\$2,250.00	\$765.00	\$243.00
<b>1817</b>	<b>525-3560</b>	<b>TRANSFER SWITCH AUTO 1600 AMP</b>	<b>\$1,823.00</b>	<b>\$608.00</b>	<b>\$428.00</b>
<b>1818</b>	<b>525-5019</b>	<b>TRANSFORMER 25KVA 480-120/208V STEP DWN</b>	<b>\$405.00</b>	<b>\$183.00</b>	<b>\$64.00</b>
1819	525-5020	TRANSFORMER 30KVA 480-120/208V STEP DWN	\$459.00	\$189.00	\$68.00
1820	525-5025	TRANSFORMER 75KVA ENTERTAINMENT CONFIG	\$842.00	\$419.00	\$140.00
1821	525-5047	TRANSFORMER 45KVA 480-120/208V STEP DWN	\$689.00	\$342.00	\$122.00
1822	525-5075	TRANSF 75KVA 600/480-120/208V S DWN DIST	\$991.00	\$345.00	\$122.00
1823	525-5090	TRANSFORMER 100KVA 480-120V 1PH STEPDOWN	\$612.00	\$248.00	\$135.00
1824	525-5112	TRANSFORMER 150KVA 480-600V STEP UP/DWN	\$1,033.00	\$364.00	\$126.00
1825	525-5114	TRANSFORMER 150KVA ENTERTAINMENT CONFIG	\$918.00	\$459.00	\$162.00
1826	525-5120	TRANSF 300KVA 2400/480 STEP UP/DWN	\$1,337.00	\$356.00	\$118.00
1827	525-5122	TRANSFORMER 300KVA ENTERTAINMENT CONFIG	\$1,129.00	\$333.00	\$118.00
<b>1828</b>	<b>525-5130</b>	<b>TRANSF 500KVA 480-600V STEP UP/DWN AUTO</b>	<b>\$1,215.00</b>	<b>\$405.00</b>	<b>\$137.00</b>
<b>1829</b>	<b>525-5137</b>	<b>TRANSFORMER 500KVA 2400/480V PADMOUNT</b>	<b>\$1,337.00</b>	<b>\$446.00</b>	<b>\$171.00</b>
<b>1830</b>	<b>525-5140</b>	<b>TRANSFORMER 750KVA 480-600V STEP UP/DWN</b>	<b>\$2,700.00</b>	<b>\$900.00</b>	<b>\$338.00</b>
<b>1831</b>	<b>525-5150</b>	<b>TRANSFORMER 1000KVA</b>	<b>\$1,742.00</b>	<b>\$588.00</b>	<b>\$214.00</b>
<b>1832</b>	<b>525-5165</b>	<b>TRANSFORMER 1500KVA PADMOUNT</b>	<b>\$4,050.00</b>	<b>\$1,377.00</b>	<b>\$727.00</b>
1833	530-1005	PROSOL DEF TANK 100 GALLON GALVANIZED	\$324.00	\$171.00	\$60.00
1834	530-1020	FUEL TANK 251 GALLON	\$324.00	\$171.00	\$60.00
1835	530-1030	FUEL TANK 300 GALLON	\$324.00	\$171.00	\$60.00
1836	530-1050	FUEL TANK 552 GALLON	\$504.00	\$278.00	\$90.00
1837	530-1060	FUEL TANK 523 GALLON TOWABLE	\$756.00	\$385.00	\$129.00
1838	530-1070	FUEL TANK 787 GALLON	\$684.00	\$364.00	\$124.00
<b>1839</b>	<b>530-1080</b>	<b>FUEL TANK 1000 GALLON</b>	<b>\$1,116.00</b>	<b>\$564.00</b>	<b>\$194.00</b>
1840	530-1090	FUEL TANK 1204 GALLON	\$1,116.00	\$564.00	\$194.00
1841	530-1100	FUEL TANK 2388 GALLON	\$2,520.00	\$1,026.00	\$342.00
<b>1842</b>	<b>530-2020</b>	<b>DEICING GLYCOL TANK 3200 GAL SKID W/PUMP</b>	<b>\$4,317.00</b>	<b>\$1,458.00</b>	<b>\$616.00</b>
<b>1843</b>	<b>550-1200</b>	<b>WELDER MIG/TIG/STICK &lt;300 AMPS 120/230V</b>	<b>\$243.00</b>	<b>\$81.00</b>	<b>\$34.00</b>
<b>1844</b>	<b>550-1260</b>	<b>WELDER TIG 400AMP WATER COOLED TORCH</b>	<b>\$972.00</b>	<b>\$324.00</b>	<b>\$107.00</b>
1845	550-1270	WELDER TIG / STICK 200-249 AMPS ELEC	\$203.00	\$58.00	\$32.00
<b>1846</b>	<b>550-1275</b>	<b>SKYWELDER INVERTER WELDER 250-300AMP</b>	<b>\$243.00</b>	<b>\$81.00</b>	<b>\$34.00</b>
1847	550-1280	WELDER INVERTER CC ONLY 250-299 AMPS	\$158.00	\$47.00	\$27.00
1848	550-1290	WELDER INVERTER CC/CV 300-399 AMPS	\$203.00	\$72.00	\$32.00
1849	550-1300	WELDER INVERTER CC/CV 350-399 AMPSLEC	\$203.00	\$72.00	\$32.00
1850	550-1310	WELDER INVERTER CC/CV 400-449 AMPS	\$203.00	\$72.00	\$32.00

**EXHIBIT A.1**  
**PRICING SCHEDULE - OMNIA PLATINUM**

	<b>CAT CLASS</b>	<b>DESCRIPTION</b>	<b>MONTH</b>	<b>WEEK</b>	<b>DAY</b>
<b>1851</b>	<b>550-1315</b>	<b>WELDER STATIONARY 450 - 499 AMPS ELEC</b>	<b>\$482.00</b>	<b>\$207.00</b>	<b>\$73.00</b>
1852	550-1330	WELDER INVERTER CC/CV 650-699 AMPS	\$473.00	\$219.00	\$73.00
1853	550-1400	WELDING FUME EXTRACTOR 95-132 CFM	\$351.00	\$153.00	\$59.00
1854	550-1410	WELDER STATIONARY 1100 - 1199 AMPS ELEC	\$603.00	\$234.00	\$113.00
1855	550-1540	WELDER ENGINE DRIVE 180-189 AMP GAS	\$428.00	\$180.00	\$73.00
1856	550-1600	WELDER ENGINE DRIVE 250-299 AMPS GAS	\$428.00	\$180.00	\$73.00
<b>1857</b>	<b>550-1610</b>	<b>WELDER ENGINE DRIVE 300-249 AMP GAS</b>	<b>\$450.00</b>	<b>\$184.00</b>	<b>\$81.00</b>
1858	550-1760	WELDER ENGINE DRIVE 250-299 AMPS LP	\$450.00	\$184.00	\$81.00
1859	550-1770	WELDER TOWABLE 250-349 AMPS LP	\$450.00	\$216.00	\$81.00
1860	550-1840	SKID W/TORCH KIT FOR 300AMP WELDER	\$1,170.00	\$360.00	\$112.00
1861	550-1850	WELDER TOWABLE 300 - 349 AMPS DSL	\$450.00	\$166.00	\$68.00
1862	550-1870	WELDER TOWABLE 400 - 449 AMPS DSL	\$527.00	\$241.00	\$126.00
1863	550-1875	WELDER SKID MOUNTED 400 - 449 AMPS DSL	\$527.00	\$288.00	\$113.00
1864	550-1880	WELDER TOWABLE 500 - 549 AMPS DSL	\$720.00	\$288.00	\$158.00
1865	550-1890	WELDER TOWABLE 600 AMPS DUAL-OPER DSL	\$720.00	\$324.00	\$158.00
1866	550-1900	WELDER TOWABLE 300-349AMPS DUAL-OPER DSL	\$603.00	\$288.00	\$140.00
1867	550-1905	WELDER TOWABLE 400-449AMPS DUAL-OPER DSL	\$603.00	\$306.00	\$140.00
1868	550-1950	WELDER WIRE FEEDER 120 VOLT ELEC	\$264.00	\$140.00	\$53.00
1869	550-1960	WELDER WIRE FEEDER SUITCASE STYLE	\$248.00	\$130.00	\$54.00
1870	550-3010	PLASMA CUTTER 7/8IN 1PH 120/240V	\$450.00	\$184.00	\$77.00
1871	550-3015	PLASMA CUTTER 5/8IN AIRCOMP 1PH 120/240V	\$540.00	\$207.00	\$77.00
1872	550-3020	PLASMA CUTTER 1IN 1PH 208/230V	\$810.00	\$287.00	\$126.00
1873	550-3030	PLASMA CUTTER 1-1/4IN 1PH/480V 3PH/600V	\$1,073.00	\$394.00	\$162.00
1874	550-3060	PLASMA CUTTER 1-3/4IN 3PH 600V	\$2,556.00	\$933.00	\$389.00
1875	553-0002	CIRCUIT BREAKER, 480V/20A	\$44.00	\$17.00	\$6.00
1876	553-0004	CIRCUIT BREAKER, 480V/40A	\$87.00	\$31.00	\$12.00
1877	553-0005	CIRCUIT BREAKER, 480V/50A	\$27.00	\$10.00	\$5.00
1878	553-0009	CIRCUIT BREAKER 480V 80A	\$219.00	\$73.00	\$24.00
1879	553-0010	CIRCUIT BREAKER, 480V/100A	\$112.00	\$72.00	\$35.00
1880	553-0015	CIRCUIT BREAKER, 480V/225A	\$133.00	\$83.00	\$45.00
1881	553-0025	CIRCUIT BREAKER 600V / 400A	\$266.00	\$128.00	\$76.00
1882	553-0027	CIRCUIT BREAKER 600V / 600A	\$293.00	\$144.00	\$89.00
1883	553-0030	CIRCUIT BREAKER 600V / 200A	\$54.00	\$20.00	\$8.00
1884	553-0035	CIRCUIT BREAKER 600V / 100A	\$37.00	\$13.00	\$5.00
1885	553-0040	CIRCUIT BREAKER 600V / 60A	\$37.00	\$13.00	\$5.00
1886	553-0045	CIRCUIT BREAKER 600V / 30A	\$37.00	\$13.00	\$5.00
1887	553-0050	CIRCUIT BREAKER 600V / 250A	\$57.00	\$20.00	\$6.00
1888	553-0055	CIRCUIT BREAKER 600V / 150A	\$21.00	\$8.00	\$8.00
1889	553-0060	CIRCUIT BREAKER 600V / 125A	\$256.00	\$118.00	\$69.00
1890	553-0061	ADJ CIRCUIT BREAKER 600V 70-250A	\$178.00	\$65.00	\$24.00
1891	554-0020	POWER STRIP 6X20A OUTLET 6'	\$14.00	\$6.00	\$6.00
1892	610-1005	TRAILER LANDSCAPE 5X8 1500 LB	\$324.00	\$153.00	\$41.00
1893	610-1010	TRAILER LANDSCAPE 6X12 3000 LB	\$324.00	\$153.00	\$41.00
1894	610-1050	TRAILER UTILITY 2000 LB	\$324.00	\$153.00	\$41.00
1895	610-1059	TRAILER UTILITY PAN 3000 LB	\$324.00	\$153.00	\$41.00
1896	610-1060	TRAILER UTILITY 3000 LB	\$324.00	\$153.00	\$41.00
1897	610-1070	TRAILER UTILITY 5-6000 LB	\$421.00	\$199.00	\$53.00
1898	610-1075	TRAILER UTILITY 7000 LB	\$421.00	\$199.00	\$53.00
1899	610-1085	TRAILER UTILITY 10000 LB	\$421.00	\$199.00	\$53.00
1900	610-1140	TRAILER FLATBED 10000 LB	\$583.00	\$275.00	\$73.00

**EXHIBIT A.1**  
**PRICING SCHEDULE - OMNIA PLATINUM**

	<b>CAT CLASS</b>	<b>DESCRIPTION</b>	<b>MONTH</b>	<b>WEEK</b>	<b>DAY</b>
1901	610-1160	TRAILER FLATBED 10-19000 LB GVWR	\$770.00	\$342.00	\$86.00
1902	610-1170	TRAILER FLATBED 21-29000 LB GVWR	\$871.00	\$387.00	\$96.00
1903	610-1180	TRAILER FLATBED 30-39000 LB GVWR	\$1,080.00	\$486.00	\$122.00
1904	610-1190	TRAILER FLATBED GOOSENECK 20-22000 LBS	\$1,125.00	\$522.00	\$131.00
1905	610-1210	TRAILER FLATBED W/RAMPS 20000 LB GVWR	\$1,080.00	\$540.00	\$135.00
1906	610-1212	TRAILER FLATBED NO RAMPS 20000 LB GVWR	\$1,080.00	\$540.00	\$135.00
1907	610-1215	TRAILER FLATBED GOOSENECK 24000 LB	\$1,260.00	\$648.00	\$162.00
1908	610-1220	TRAILER FLATBED GOOSENECK 25-26000 LB	\$1,260.00	\$648.00	\$162.00
1909	610-1240	TRAILER FLATBED 40-49000 LB GVWR	\$1,215.00	\$572.00	\$180.00
<b>1910</b>	<b>610-1245</b>	<b>TRAILER FLATBED 3-AXLE W/RAMPS 50000GVWR</b>	<b>\$972.00</b>	<b>\$527.00</b>	<b>\$214.00</b>
<b>1911</b>	<b>610-1280</b>	<b>TRAILER FLATBED HYD TAIL 80000 LB</b>	<b>\$2,835.00</b>	<b>\$1,260.00</b>	<b>\$333.00</b>
1912	610-1281	TRAILER FLATBED 80000 LB AIR RIDE	\$810.00	\$405.00	\$405.00
<b>1913</b>	<b>610-1290</b>	<b>TRAILER FLATBED HYD TAIL 90000 LB</b>	<b>\$3,510.00</b>	<b>\$1,440.00</b>	<b>\$380.00</b>
<b>1914</b>	<b>610-1300</b>	<b>TRAILER FLATBED GOOSENECK 100000 LB</b>	<b>\$4,131.00</b>	<b>\$1,836.00</b>	<b>\$485.00</b>
1915	610-1310	TRAILER FLATBED LIVE BOTTOM 24000 LB	\$5,022.00	\$2,232.00	\$558.00
1916	610-1350	TRAILER STUMP GRINDER	\$324.00	\$153.00	\$41.00
1917	610-1370	TRAILER TRENCHER	\$324.00	\$153.00	\$41.00
1918	610-1390	TRAILER TILLER	\$324.00	\$153.00	\$41.00
1919	610-1401	TRAILER CART OFF ROAD 1000LB	\$540.00	\$230.00	\$61.00
1920	610-1430	TRAILER PIPE DOLLY	\$729.00	\$324.00	\$81.00
1921	610-1450	TRAILER TOW DOLLY 3500 LB	\$421.00	\$199.00	\$53.00
<b>1922</b>	<b>610-1500</b>	<b>TRAILER CABLE REEL SINGLE 8-9995 LB</b>	<b>\$656.00</b>	<b>\$292.00</b>	<b>\$77.00</b>
<b>1923</b>	<b>610-1515</b>	<b>TRAILER UNDERGROUND CABLE PULLER 7500LB</b>	<b>\$6,835.00</b>	<b>\$2,592.00</b>	<b>\$1,026.00</b>
1924	610-1600	TRAILER MIXING 27 CF 7000 LB	\$851.00	\$403.00	\$113.00
1925	610-1620	TRAILER MIXING 50 CF 10000 LB	\$912.00	\$432.00	\$122.00
1926	610-1720	TRAILER GROUND LOAD 5000 LB	\$324.00	\$153.00	\$41.00
1927	610-1730	TRAILER GROUND LOAD 8000 LB	\$454.00	\$214.00	\$57.00
1928	610-1740	TRAILER GROUND LOAD 10000 LB BATT	\$571.00	\$214.00	\$57.00
1929	610-1745	TRAILER GROUND LOAD 10000 LB GAS	\$571.00	\$269.00	\$71.00
1930	610-1750	TRAILER GROUND LOAD 13000-14000 LB	\$842.00	\$398.00	\$105.00
1931	610-1760	TRAILER TILT 2-3000 LB	\$280.00	\$116.00	\$32.00
1932	610-1766	TRAILER TILT 6-7000 LB	\$419.00	\$174.00	\$48.00
1933	610-1770	TRAILER TILT 10000 LB	\$428.00	\$203.00	\$73.00
1934	610-1775	TRAILER TILT 12-13000 LB	\$522.00	\$278.00	\$98.00
1935	610-1779	TRAILER TILT 14000LB FIXED TOP DECK	\$750.00	\$365.00	\$122.00
1936	610-1780	TRAILER TILT 14-15000 LB	\$540.00	\$287.00	\$102.00
1937	610-1781	TRAILER TILT 15000 LB 4FT FIXED TOP DECK	\$691.00	\$367.00	\$130.00
1938	610-1785	TRAILER TILT 16-17000 LB	\$716.00	\$381.00	\$134.00
1939	610-1800	TRAILER TILT 25-26000 LB	\$1,116.00	\$593.00	\$209.00
1940	610-2200	TRAILER DUMP SINGLE AXLE	\$565.00	\$302.00	\$105.00
1941	610-2230	TRAILER DUMP TANDEM AXLE	\$612.00	\$321.00	\$113.00
1942	610-2260	TRAILER DUMP TANDEM AXLE OFFROAD	\$756.00	\$401.00	\$142.00
1943	610-2290	TRAILER DUMP TRIPLE AXLE	\$3,126.00	\$1,563.00	\$521.00
1944	610-2420	TRAILER WATER 500 GALLON	\$851.00	\$432.00	\$122.00
1945	610-2430	TRAILER WATER 800 GALLON	\$1,103.00	\$576.00	\$162.00
1946	610-2455	TRAILER VACUUM EXC SYSTEM 500 GAL GAS	\$4,950.00	\$1,620.00	\$518.00
1947	610-2460	TRAILER VACUUM EXC SYSTEM 500 GAL DSL	\$5,670.00	\$1,710.00	\$540.00
<b>1948</b>	<b>610-2470</b>	<b>TRAILER VACUUM EXC SYSTEM 800 GAL DSL</b>	<b>\$6,075.00</b>	<b>\$2,025.00</b>	<b>\$727.00</b>
1949	610-2520	TRAILER ENCLOSED 6X12 3000 LB	\$720.00	\$360.00	\$90.00
1950	610-2530	TRAILER ENCLOSED 6X12 7000 LB	\$788.00	\$395.00	\$99.00



**EXHIBIT A.1**  
**PRICING SCHEDULE - OMNIA PLATINUM**

	<b>CAT CLASS</b>	<b>DESCRIPTION</b>	<b>MONTH</b>	<b>WEEK</b>	<b>DAY</b>
1951	610-2550	TRAILER ENCLOSED 8X20 7000 LB	\$992.00	\$466.00	\$117.00
1952	610-2570	TRAILER REMEDIATION ENCLOSED 8X20 9995LB	\$860.00	\$304.00	\$122.00
1953	610-2580	TRAILER TOOL ENCLOSED 8X44 25000 LBS	\$4,860.00	\$1,620.00	\$648.00
1954	610-2585	TRAILER TOOL CRIB ENCLOSED 45-53 FT	\$2,552.00	\$851.00	\$284.00
1955	610-2590	TRAILER ENCLOSED 8X53	\$689.00	\$292.00	\$97.00
1956	610-2592	TRAILER CAT EVENT RESPONSE ENCLOSED 53FT	\$3,645.00	\$1,260.00	\$419.00
1957	610-2600	TRAILER OPEN TOP BOX 5X8 3000 LB	\$324.00	\$153.00	\$41.00
1958	610-2610	TRAILER OPEN TOP BOX 5X10 3000 LB	\$356.00	\$168.00	\$45.00
1959	610-2615	TRAILER OPEN TOP BOX 5X12 3000 LB	\$389.00	\$184.00	\$49.00
1960	610-2620	TRAILER OPEN TOP BOX 6X10 3000 LB	\$421.00	\$199.00	\$53.00
1961	610-2640	TRAILER OPEN TOP BOX 5X12 10000 LB	\$517.00	\$243.00	\$61.00
<b>1962</b>	<b>610-2770</b>	<b>CONTAINER 7FT X 8FT DOUBLE DOOR</b>	<b>\$434.00</b>	<b>\$211.00</b>	<b>\$77.00</b>
1963	610-2780	CONTAINER 8FT X 8FT REFRIGERATED STORAGE	\$540.00	\$171.00	\$86.00
1964	610-2790	CONTAINER 10 FT STORAGE	\$115.00	\$41.00	\$10.00
1965	610-2800	CONTAINER 16 FT STORAGE	\$115.00	\$41.00	\$10.00
1966	610-2801	CONTAINER 16 FT KARGO KING	\$257.00	\$108.00	\$27.00
1967	610-2810	CONTAINER 20 FT STORAGE	\$115.00	\$41.00	\$10.00
1968	610-2815	CONTAINER 20 FT STORAGE DOUBLE DOOR	\$129.00	\$51.00	\$13.00
1969	610-2820	CONTAINER 24 FT STORAGE	\$257.00	\$103.00	\$26.00
1970	610-2840	CONTAINER 40 FT STORAGE	\$171.00	\$68.00	\$17.00
1971	610-2845	CONTAINER 40 FT STORAGE DOUBLE DOOR	\$214.00	\$86.00	\$22.00
1972	610-2900	CONTAINER 20 FT OFFICE	\$385.00	\$99.00	\$22.00
1973	610-2910	CONTAINER 40 FT OFFICE	\$770.00	\$198.00	\$44.00
1974	610-3000	TRAILER SHADE 10 FT	\$385.00	\$129.00	\$43.00
1975	610-3010	TRAILER SAFETY COOLDOWN 8X24 9990 LB	\$3,402.00	\$1,701.00	\$527.00
<b>1976</b>	<b>610-3020</b>	<b>TRAILER MOUNTED SAFETY SHOWER PNEUMATIC</b>	<b>\$3,645.00</b>	<b>\$1,701.00</b>	<b>\$527.00</b>
1977	630-1010	CART PERSONNEL 2 PASSENGER 3-WH ELEC	\$437.00	\$226.00	\$85.00
1978	630-1020	TOW TRACTOR 1 PASSENGER 3-WH 8K PULL ELE	\$918.00	\$459.00	\$153.00
1979	630-1040	CART BURDEN 2 PASSENGER 4-WH GAS	\$513.00	\$252.00	\$95.00
1980	630-1060	CART BURDEN 2 PASSENGER 4-WH ELEC	\$513.00	\$252.00	\$95.00
1981	630-1065	CART BURDEN 2 PASSENGER 4-WH ELEC CAB	\$707.00	\$315.00	\$108.00
1982	630-1080	CART BURDEN 4 PASSENGER 4-WH ELEC	\$513.00	\$252.00	\$95.00
1983	630-1100	CART GOLF 2 PASSENGER ELEC	\$531.00	\$270.00	\$113.00
1984	630-1110	CART GOLF 2 PASSENGER GAS	\$531.00	\$270.00	\$113.00
1985	630-1120	CART GOLF 4 PASSENGER GAS	\$531.00	\$270.00	\$113.00
1986	630-1130	CART TOUR 4 PASSENGER ELEC	\$694.00	\$284.00	\$117.00
1987	630-1150	CART TOUR 6 PASSENGER ELEC	\$770.00	\$315.00	\$131.00
1988	630-1160	CART TOUR 6 PASSENGER GAS	\$770.00	\$315.00	\$131.00
1989	630-1170	CART TOUR 8 PASSENGER GAS	\$1,103.00	\$401.00	\$162.00
1990	630-1180	CART TOUR 8 PASSENGER W/CHAIR ACCESS GAS	\$1,103.00	\$401.00	\$162.00
1991	630-1200	CART UTV 2 PASSENGER ELEC	\$765.00	\$324.00	\$140.00
1992	630-1210	CART UTV 2 PASSENGER GAS	\$765.00	\$324.00	\$140.00
1993	630-1220	CART UTV 2 PASSENGER GAS WITH CAB	\$855.00	\$351.00	\$153.00
1994	630-1225	CART UTV 2 PASSENGER GAS OFF ROAD	\$1,253.00	\$410.00	\$131.00
1995	630-1230	CART UTV 2 PASSENGER DSL	\$765.00	\$324.00	\$140.00
1996	630-1240	CART UTV 2 PASSENGER DSL WITH CAB	\$855.00	\$351.00	\$153.00
1997	630-1245	CART UTV 2 PASSENGER DSL FLATBED	\$765.00	\$324.00	\$140.00
1998	630-1260	CART UTV 4 PASSENGER GAS	\$765.00	\$324.00	\$140.00
1999	630-1265	CART UTV 4 PASSENGER GAS WITH CAB	\$855.00	\$351.00	\$153.00
2000	630-1280	CART UTV 4 PASSENGER DSL	\$765.00	\$324.00	\$140.00

**EXHIBIT A.1**  
**PRICING SCHEDULE - OMNIA PLATINUM**

	<b>CAT CLASS</b>	<b>DESCRIPTION</b>	<b>MONTH</b>	<b>WEEK</b>	<b>DAY</b>
2001	630-1290	CART UTV 4 PASSENGER DSL WITH CAB	\$855.00	\$351.00	\$153.00
2002	630-1300	CART UTV 4 PASSENGER GAS FLATBED	\$765.00	\$324.00	\$140.00
2003	630-1310	CART UTV 4 PASSENGER DSL FLATBED	\$765.00	\$324.00	\$140.00
2004	630-1330	CART UTV W/FRONT TOOL CARRIER DSL CAB	\$3,060.00	\$1,395.00	\$473.00
2005	630-1410	CART LT DUTY 2 PASSENG 2WD GAS ENTERTAIN	\$684.00	\$324.00	\$140.00
2006	630-1415	CART UTV 2 PASSENGER 4WD GAS ENTERTAIN	\$765.00	\$324.00	\$140.00
2007	630-1420	CART UTV 4 PASSENGER 4WD GAS ENTERTAIN	\$765.00	\$324.00	\$140.00
2008	630-1425	CART UTV 2 PASSENGER 2WD GAS ENTERTAIN	\$765.00	\$324.00	\$140.00
2009	630-2010	CART UTV SNOW PLOW 5 FT	\$306.00	\$99.00	\$50.00
2010	630-2015	CART UTV 40 GALLON SPRAYER SKID MTD ELEC	\$446.00	\$185.00	\$81.00
2011	630-2020	80 GALLON SPRAYER ELEC	\$324.00	\$139.00	\$49.00
<b>2012</b>	<b>630-3010</b>	<b>BOAT ALUMINUM FLAT BOTTOM NO ENGINE 12FT</b>	<b>\$972.00</b>	<b>\$324.00</b>	<b>\$112.00</b>
<b>2013</b>	<b>630-3020</b>	<b>MARINE OUTBOARD ENGINE 15HP GAS</b>	<b>\$437.00</b>	<b>\$146.00</b>	<b>\$51.00</b>
2014	639-1200	TOW TRACTOR WAREHOUSE STAND-UP ELECTRIC	\$684.00	\$270.00	\$108.00
2015	640-2100	BELT LOADER DRIVABLE AIRCRAFT DSL	\$2,907.00	\$1,163.00	\$513.00
2016	640-2200	BAGGAGE TRACTOR AIRCRAFT GAS 5500 LB	\$2,223.00	\$855.00	\$320.00
<b>2017</b>	<b>640-2205</b>	<b>BAGGAGE TRACTOR AIRCRAFT CAB GAS 5500LB</b>	<b>\$2,223.00</b>	<b>\$855.00</b>	<b>\$320.00</b>
2018	640-2220	BAGGAGE TRACTOR AIRCRAFT DSL 5500 LB	\$2,309.00	\$941.00	\$347.00
<b>2019</b>	<b>640-2230</b>	<b>BAGGAGE TRACTOR AIRCRAFT GAS 6000 LB</b>	<b>\$2,483.00</b>	<b>\$968.00</b>	<b>\$368.00</b>
2020	640-4950	TRACTOR AIRCRAFT TOWBAR 30000 GVW	\$5,985.00	\$2,394.00	\$1,026.00
2021	640-4960	TRACTOR AIRCRAFT TOWBAR 40000 GVW	\$8,550.00	\$3,420.00	\$1,625.00
2022	640-4980	TRACTOR AIRCRAFT TOWBAR 60000 GVW	\$12,825.00	\$5,130.00	\$2,138.00
<b>2023</b>	<b>640-5000</b>	<b>TRACTOR AIRCRAFT TOWBAR 110000 GVW</b>	<b>\$17,010.00</b>	<b>\$6,480.00</b>	<b>\$2,565.00</b>
2024	658-1000	TRUCK ACCESSORIES	\$918.00	\$486.00	\$486.00
<b>2025</b>	<b>658-1500</b>	<b>AIR CONDITIONER CHARGING/RECYCLING</b>	<b>\$608.00</b>	<b>\$284.00</b>	<b>\$98.00</b>
2026	659-5000	TRUCK PICKUP COMPACT	\$986.00	\$378.00	\$81.00
2027	659-5010	TRUCK PICKUP 1/2 T STD 4WD GAS	\$986.00	\$378.00	\$81.00
2028	659-5020	TRUCK PICKUP 1/2 T STD 2WD GAS	\$986.00	\$378.00	\$81.00
2029	659-5030	TRUCK PICKUP 1/2 T SUP 4WD GAS	\$986.00	\$378.00	\$81.00
2030	659-5040	TRUCK PICKUP 1/2 T SUP 2WD GAS	\$986.00	\$378.00	\$81.00
2031	659-5050	TRUCK PICKUP 1/2 T CREW 4WD GAS	\$1,076.00	\$437.00	\$104.00
2032	659-5060	TRUCK PICKUP 1/2 T CREW 2WD GAS	\$1,076.00	\$437.00	\$104.00
2033	659-5070	TRUCK PICKUP 3/4 T STD 4WD GAS	\$1,125.00	\$459.00	\$135.00
2034	659-5080	TRUCK PICKUP 3/4 T STD 4WD DSL	\$1,125.00	\$459.00	\$135.00
2035	659-5090	TRUCK PICKUP 3/4 T STD 2WD GAS	\$1,125.00	\$459.00	\$135.00
2036	659-5100	TRUCK PICKUP 3/4 T STD 2WD GAS LIFT GATE	\$1,125.00	\$459.00	\$135.00
2037	659-5120	TRUCK PICKUP 3/4 T SUP 4WD GAS	\$1,125.00	\$459.00	\$135.00
2038	659-5130	TRUCK PICKUP 3/4 T SUP 4WD DSL	\$1,125.00	\$459.00	\$135.00
2039	659-5140	TRUCK PICKUP 3/4 T SUP 2WD GAS	\$1,125.00	\$459.00	\$135.00
2040	659-5150	TRUCK PICKUP 3/4 T SUP 2WD DSL	\$1,125.00	\$459.00	\$135.00
2041	659-5160	TRUCK PICKUP 3/4 T CREW 4WD GAS	\$1,256.00	\$567.00	\$135.00
2042	659-5170	TRUCK PICKUP 3/4 T CREW 4WD DSL	\$1,256.00	\$567.00	\$135.00
2043	659-5180	TRUCK PICKUP 3/4 T CREW 2WD GAS	\$1,256.00	\$567.00	\$135.00
2044	659-5200	TRUCK PICKUP 1 T STD 4WD GAS	\$1,346.00	\$626.00	\$149.00
2045	659-5220	TRUCK PICKUP 1 T SUP 4WD GAS	\$1,346.00	\$626.00	\$149.00
2046	659-5240	TRUCK PICKUP 1 T CREW 4WD GAS	\$1,436.00	\$689.00	\$176.00
2047	659-5250	TRUCK PICKUP 1 T CREW 4WD DSL	\$1,436.00	\$689.00	\$176.00
2048	659-5330	TRUCK SERVICE 3/4-1 T STD 4WD GAS	\$2,160.00	\$851.00	\$320.00
2049	659-5340	TRUCK SERVICE 3/4-1 T STD 4WD DSL	\$2,160.00	\$851.00	\$320.00
2050	659-5350	TRUCK SERVICE 3/4-1 T STD 2WD GAS	\$2,160.00	\$851.00	\$320.00



**EXHIBIT A.1**  
**PRICING SCHEDULE - OMNIA PLATINUM**

	<b>CAT CLASS</b>	<b>DESCRIPTION</b>	<b>MONTH</b>	<b>WEEK</b>	<b>DAY</b>
2051	659-5370	TRUCK SERVICE 1-1/2-2 T STD 4WD GAS	\$2,736.00	\$1,013.00	\$385.00
2052	659-5380	TRUCK SERVICE 1-1/2-2 T STD 4WD DSL	\$2,736.00	\$1,013.00	\$385.00
2053	659-5425	TRUCK SERVICE 3/4-1 T CREW 4WD GAS	\$2,214.00	\$855.00	\$320.00
2054	659-5440	TRUCK SERVICE 1-1/2-2 T CREW 4WD DSL	\$2,880.00	\$1,049.00	\$406.00
2055	659-5450	TRUCK SERVICE 1-1/2-2 T CREW 2WD DSL	\$2,880.00	\$1,049.00	\$406.00
<b>2056</b>	<b>659-5455</b>	<b>VAN CARGO MINI GAS</b>	<b>\$1,215.00</b>	<b>\$378.00</b>	<b>\$81.00</b>
2057	659-5460	VAN CARGO 1/2 T GAS	\$1,215.00	\$378.00	\$81.00
2058	659-5470	VAN CARGO 3/4 T GAS	\$1,215.00	\$378.00	\$81.00
2059	659-5472	VAN CARGO 3/4 T GAS HIGH ROOF	\$1,440.00	\$472.00	\$108.00
2060	659-5475	VAN CARGO 3/4 T DSL	\$1,215.00	\$378.00	\$81.00
2061	659-5480	VAN CARGO 1 T GAS	\$1,300.00	\$419.00	\$90.00
<b>2062</b>	<b>659-5485</b>	<b>VAN CARGO 1 T DSL</b>	<b>\$1,560.00</b>	<b>\$441.00</b>	<b>\$95.00</b>
2063	659-5490	VAN PASSENGER 8 GAS 1/2 T	\$1,373.00	\$507.00	\$113.00
2064	659-5510	VAN PASSENGER 12 GAS 3/4-1 T W/ TOW PKG	\$1,373.00	\$507.00	\$113.00
2065	659-5540	VAN PASSENGER 15 GAS 3/4-1 T W/ TOW PKG	\$1,373.00	\$507.00	\$113.00
2066	659-5550	BUS SHUTTLE GAS CDL	\$1,755.00	\$936.00	\$257.00
2067	659-5560	BUS SCHOOL DSL	\$1,755.00	\$936.00	\$257.00
2068	659-5580	COMPACT SUV 5-6 PASSENGER GAS	\$1,076.00	\$365.00	\$90.00
2069	659-5585	SUV STANDARD 7-8 PASSENGER GAS	\$1,188.00	\$520.00	\$135.00
2070	659-5600	TRUCK STKBD 12 FT 3/4-1 T STD 4WD GAS	\$1,440.00	\$644.00	\$180.00
2071	659-5610	TRUCK STKBD 12 FT 3/4-1 T STD 4WD DSL	\$1,440.00	\$644.00	\$180.00
2072	659-5620	TRUCK STKBD 12 FT 3/4-1 T STD 2WD GAS	\$1,440.00	\$644.00	\$180.00
2073	659-5630	TRUCK STKBD 12 FT 1-1/2-2 T STD 4WD GAS	\$1,508.00	\$716.00	\$212.00
2074	659-5640	TRUCK STKBD 12 FT 1-1/2-2 T STD 4WD DSL	\$1,508.00	\$716.00	\$212.00
2075	659-5650	TRUCK STKBD 12 FT 1-1/2-2 T STD 2WD GAS	\$1,508.00	\$716.00	\$212.00
2076	659-5660	TRUCK STKBD 12 FT 1-1/2-2 T STD 2WD DSL	\$1,508.00	\$716.00	\$212.00
2077	659-5680	TRUCK STKBD 12 FT 3/4-1 T CREW 4WD GAS	\$1,620.00	\$721.00	\$239.00
2078	659-5690	TRUCK STKBD 12 FT 3/4-1 T CREW 4WD DSL	\$1,620.00	\$721.00	\$239.00
2079	659-5700	TRUCK STKBD 12 FT 3/4-1 T CREW 2WD GAS	\$1,620.00	\$721.00	\$239.00
2080	659-5710	TRUCK STKBD 12 FT 3/4-1 T CREW 2WD DSL	\$1,620.00	\$721.00	\$239.00
2081	659-5725	TRUCK STKBD 12 FT 1-1/2-2 T CREW 4WD GAS	\$1,710.00	\$838.00	\$270.00
2082	659-5730	TRUCK STKBD 12 FT 1-1/2-2 T CREW 4WD DSL	\$1,710.00	\$838.00	\$270.00
2083	659-5735	TRUCK STKBD 12 FT 1-1/2-2 T CREW 2WD GAS	\$1,710.00	\$838.00	\$270.00
2084	659-5740	TRUCK STKBD 12 FT 1-1/2-2 T CREW 2WD DSL	\$1,710.00	\$838.00	\$270.00
2085	659-5745	TRUCK STKBD 14 FT 1-1/2-2 T STD 2WD GAS	\$1,980.00	\$853.00	\$288.00
2086	659-5750	TRUCK STKBD 14 FT 1-1/2-2 T STD 2WD DSL	\$1,980.00	\$853.00	\$288.00
2087	659-5770	TRUCK STKBD 16 FT 1-1/2-2 T STD 2WD DSL	\$1,980.00	\$853.00	\$288.00
2088	659-5780	TRUCK STKBD 16 FT 2-1/2-3 T STD 2WD DSL	\$1,980.00	\$935.00	\$306.00
2089	659-5790	TRUCK STKBD 22 FT 2-1/2-3 T STD 2WD GAS	\$2,430.00	\$955.00	\$324.00
2090	659-5800	TRUCK STKBD 22 FT 2-1/2-3 T STD 2WD DSL	\$2,430.00	\$955.00	\$324.00
2091	659-5810	TRUCK RACK 18 FT 2-1/2-3 T CREW DSL	\$4,019.00	\$1,497.00	\$556.00
<b>2092</b>	<b>659-5825</b>	<b>TRUCK FLATBED 9FT 1-1/2-2T CREW 4WD DSL</b>	<b>\$2,187.00</b>	<b>\$887.00</b>	<b>\$261.00</b>
2093	659-5840	TRUCK STKBD HI-RAIL STD 2WD DSL	\$3,150.00	\$1,049.00	\$406.00
2094	659-5870	VAN KUV UTLTY GAS 1 TON	\$1,710.00	\$675.00	\$203.00
2095	659-5875	TRUCK UTLTY 3/4 T STD 2WD GAS	\$1,800.00	\$675.00	\$203.00
2096	659-5878	TRUCK UTLTY 3/4 T SUP 2WD GAS	\$1,800.00	\$675.00	\$203.00
2097	659-5880	TRUCK UTLTY 3/4 T CREW 2WD GAS	\$2,070.00	\$743.00	\$266.00
2098	659-5882	TRUCK UTLTY 3/4 T STD 4WD GAS	\$1,800.00	\$675.00	\$203.00
2099	659-5885	TRUCK UTLTY 3/4 T SUP 4WD GAS	\$1,800.00	\$675.00	\$203.00
2100	659-5888	TRUCK UTLTY 3/4 T CREW 4WD GAS	\$2,070.00	\$743.00	\$266.00

**EXHIBIT A.1**  
**PRICING SCHEDULE - OMNIA PLATINUM**

	<b>CAT CLASS</b>	<b>DESCRIPTION</b>	<b>MONTH</b>	<b>WEEK</b>	<b>DAY</b>
2101	659-5890	TRUCK UTLTY 3/4 T STD 4WD DSL	\$1,890.00	\$698.00	\$221.00
2102	659-5895	TRUCK UTLTY 3/4 T SUP 4WD DSL	\$1,890.00	\$698.00	\$221.00
2103	659-5900	TRUCK UTLTY 1 T STD 2WD GAS	\$1,800.00	\$675.00	\$203.00
2104	659-5905	TRUCK UTLTY 1 T SUP 2WD GAS	\$1,800.00	\$675.00	\$203.00
2105	659-5910	TRUCK UTLTY 1 T CREW 2WD GAS	\$2,070.00	\$743.00	\$266.00
2106	659-5915	TRUCK UTLTY 1 T STD 4WD GAS	\$1,890.00	\$698.00	\$221.00
2107	659-5920	TRUCK UTLTY 1 T SUP 4WD GAS	\$1,890.00	\$698.00	\$221.00
2108	659-5925	TRUCK UTLTY 1 T CREW 4WD GAS	\$2,070.00	\$743.00	\$292.00
2109	659-5928	TRUCK UTLTY 1 T STD 4WD DSL	\$1,890.00	\$698.00	\$221.00
2110	659-5930	TRUCK UTLTY 1 T SUP 4WD DSL	\$1,890.00	\$698.00	\$221.00
<b>2111</b>	<b>659-5932</b>	<b>TRUCK UTLTY 1 T CREW 4WD DSL</b>	<b>\$2,268.00</b>	<b>\$871.00</b>	<b>\$342.00</b>
2112	659-5935	TRUCK UTLTY 1 T CREW 2WD W/CRANE GAS	\$4,019.00	\$1,497.00	\$556.00
2113	659-5940	TRUCK UTLTY 1-1/2-2 T STD-SUP 4WD DSL	\$2,250.00	\$806.00	\$324.00
2114	659-5945	TRUCK UTLTY 1-1/2-2 T STD-SUP 4WD GAS	\$2,070.00	\$743.00	\$266.00
2115	659-5950	TRUCK UTLTY 1-1/2-2 T CREW 4WD DSL	\$2,340.00	\$838.00	\$288.00
2116	659-5960	TRUCK UTLTY 1-1/2-2 T CREW 2WD DSL	\$2,250.00	\$806.00	\$324.00
2117	659-5965	TRUCK CONTRACTOR 1-1/4-2 T STD 4WD GAS	\$2,250.00	\$810.00	\$302.00
2118	659-5969	TRUCK CONTRACTOR 1-1/4-2 T STD 2WD GAS	\$2,389.00	\$891.00	\$324.00
2119	659-5970	TRUCK CONTRACTOR 1-1/4-2 T STD 2WD DSL	\$2,390.00	\$891.00	\$324.00
<b>2120</b>	<b>659-5975</b>	<b>TRUCK CONTRACTOR 1-1/4-2 T CREW 4WD GAS</b>	<b>\$2,390.00</b>	<b>\$891.00</b>	<b>\$324.00</b>
<b>2121</b>	<b>659-5977</b>	<b>TRUCK CONTRACTOR 1-1/4-2 T CREW 4WD DSL</b>	<b>\$2,390.00</b>	<b>\$891.00</b>	<b>\$324.00</b>
2122	659-6010	TRUCK FUEL 4000 GAL	\$5,261.00	\$1,796.00	\$599.00
<b>2123</b>	<b>659-6015</b>	<b>TRUCK AVIATION FUEL 5000 GAL</b>	<b>\$11,880.00</b>	<b>\$5,941.00</b>	<b>\$2,394.00</b>
<b>2124</b>	<b>659-6017</b>	<b>TRUCK AVIATION FUEL 7000 GAL</b>	<b>\$12,960.00</b>	<b>\$6,480.00</b>	<b>\$2,736.00</b>
2125	659-6030	TRUCK WATER 2000 GALLON GAS	\$2,340.00	\$1,215.00	\$405.00
2126	659-6040	TRUCK WATER 2000 GALLON DSL	\$2,340.00	\$1,215.00	\$405.00
2127	659-6050	TRUCK WATER 4000 GALLON DSL	\$3,780.00	\$1,710.00	\$509.00
2128	659-6052	TRUCK WATER 4000 GALLON DSL 6X6	\$8,550.00	\$3,240.00	\$1,350.00
2129	659-6055	TRUCK BOX 12 FT	\$1,350.00	\$473.00	\$171.00
2130	659-6057	TRUCK BOX 14 FT	\$2,025.00	\$720.00	\$198.00
2131	659-6060	TRUCK BOX 15 FT	\$2,025.00	\$720.00	\$198.00
2132	659-6070	TRUCK BOX 15 FT W/ LIFT GATE	\$2,025.00	\$720.00	\$198.00
2133	659-6075	TRUCK BOX 16 FT	\$2,025.00	\$720.00	\$198.00
2134	659-6090	TRUCK BOX 24 FT W/ LIFT GATE	\$4,500.00	\$1,458.00	\$428.00
2135	659-6100	TRUCK FLAT DUMP 16FT 1-1/2T STD 2WD DSL	\$1,845.00	\$756.00	\$270.00
2136	659-6110	TRUCK DUMP 3-4 YD GAS	\$1,620.00	\$716.00	\$266.00
2137	659-6120	TRUCK DUMP 3-4 YD DSL	\$1,620.00	\$716.00	\$266.00
2138	659-6130	TRUCK DUMP 3-4 YD CREW 4WD DSL	\$1,665.00	\$765.00	\$288.00
2139	659-6135	TRUCK DUMP 3-4 YD CREW 4WD GAS	\$1,665.00	\$765.00	\$288.00
2140	659-6140	TRUCK DUMP 3-4 YD CREW 2WD DSL	\$1,665.00	\$765.00	\$288.00
2141	659-6150	TRUCK DUMP 5-6 YD GAS	\$2,048.00	\$828.00	\$302.00
2142	659-6160	TRUCK DUMP 5-6 YD GAS NON CDL	\$2,048.00	\$828.00	\$302.00
2143	659-6170	TRUCK DUMP 5-6 YD DSL	\$2,048.00	\$828.00	\$302.00
2144	659-6180	TRUCK DUMP 5-6 YD DSL NON CDL	\$2,048.00	\$828.00	\$302.00
2145	659-6190	TRUCK DUMP 5-6 YD CREW DSL	\$2,340.00	\$995.00	\$364.00
2146	659-6195	TRUCK DUMP 5-6 YD CREW DSL NON-CDL	\$2,340.00	\$995.00	\$364.00
2147	659-6200	TRUCK DUMP 12-14 YD MANUAL DSL	\$4,500.00	\$1,886.00	\$594.00
2148	659-6210	TRUCK DUMP 12-14 YD AUTO DSL	\$4,500.00	\$1,886.00	\$594.00
2149	659-6215	TRUCK DUMP 22-24 YD DSL	\$8,123.00	\$2,993.00	\$1,155.00
2150	659-6218	TRUCK 1 T DUMP LANDSCAPE STD GAS	\$1,575.00	\$585.00	\$270.00

**EXHIBIT A.1**  
**PRICING SCHEDULE - OMNIA PLATINUM**

	<b>CAT CLASS</b>	<b>DESCRIPTION</b>	<b>MONTH</b>	<b>WEEK</b>	<b>DAY</b>
2151	659-6220	TRUCK 1 T DUMP LANDSCAPE CREW GAS	\$1,575.00	\$585.00	\$270.00
2152	659-6224	TRUCK DUMP ARTICULATED 30 TON DSL	\$10,773.00	\$4,617.00	\$1,625.00
2153	659-6230	TRUCK GARBAGE 6 YD	\$6,150.00	\$1,980.00	\$512.00
2154	659-6240	TRUCK GARBAGE 20 YD	\$8,100.00	\$2,520.00	\$630.00
2155	659-6245	TRUCK STREET SWEEPER DSL	\$12,308.00	\$3,984.00	\$1,539.00
<b>2156</b>	<b>659-6247</b>	<b>TRUCK RUNWAY/STREET SWEEPER DSL</b>	<b>\$12,308.00</b>	<b>\$3,984.00</b>	<b>\$1,539.00</b>
2157	659-6250	TRUCK CRASH ATTENUATOR 62-65 MPH GAS	\$3,465.00	\$1,575.00	\$617.00
2158	659-6260	TRUCK CRASH ATTENUATOR 62-65 MPH DSL	\$3,465.00	\$1,575.00	\$617.00
<b>2159</b>	<b>659-6267</b>	<b>TRUCK DELIVERY PCT 3/4 TON GAS NON-CDL</b>	<b>\$1,985.00</b>	<b>\$701.00</b>	<b>\$205.00</b>
<b>2160</b>	<b>659-6270</b>	<b>TRUCK DELIVERY ROLLOFF SINGLE DSL NONCDL</b>	<b>\$4,050.00</b>	<b>\$1,350.00</b>	<b>\$450.00</b>
<b>2161</b>	<b>659-6272</b>	<b>TRUCK DELIVERY ROLLOFF SINGLE DSL NOCDL</b>	<b>\$4,050.00</b>	<b>\$1,350.00</b>	<b>\$450.00</b>
<b>2162</b>	<b>659-6274</b>	<b>TRUCK DELIVERY ROLLOFFS SINGLE DSL CDL</b>	<b>\$4,050.00</b>	<b>\$1,350.00</b>	<b>\$450.00</b>
2163	659-6300	TRUCK BUCKET 31 FT GAS	\$4,050.00	\$1,350.00	\$464.00
2164	659-6310	TRUCK BUCKET 31 FT DSL	\$4,050.00	\$1,350.00	\$464.00
2165	659-6315	TRUCK BUCKET 38 FT GAS	\$4,050.00	\$1,350.00	\$464.00
2166	659-6320	TRUCK BUCKET 38 FT DSL	\$4,050.00	\$1,350.00	\$464.00
2167	659-6336	TRUCK BUCKET 60 FT TREE TRIMMER DSL	\$4,500.00	\$1,800.00	\$700.00
2168	659-6342	TRUCK BUCKET 70 FT TREE TRIMMER DSL	\$5,760.00	\$2,340.00	\$788.00
2169	659-6350	TRUCK BUCKET 85 FT DSL	\$8,995.00	\$3,595.00	\$1,260.00
2170	659-6380	TRUCK CRANE 18 T SINGLE DSL	\$4,050.00	\$1,553.00	\$567.00
2171	659-6410	TRUCK CRANE 20 T TANDEM DSL	\$5,850.00	\$2,511.00	\$923.00
2172	659-6430	TRUCK CRANE 23 T TANDEM DSL	\$5,940.00	\$2,592.00	\$981.00
2173	659-6435	TRUCK AUGER 47FT CDL	\$2,692.00	\$1,188.00	\$396.00
2174	659-6440	TRUCK TERMINAL TRACTOR SINGLE AX 2X4 DSL	\$4,275.00	\$1,497.00	\$513.00
2175	659-6455	TRUCK TRACTOR TANDEM 4WD DSL	\$6,200.00	\$1,733.00	\$693.00
<b>2176</b>	<b>659-6460</b>	<b>TRUCK TRACTOR TRI 4WD DSL</b>	<b>\$6,300.00</b>	<b>\$2,187.00</b>	<b>\$813.00</b>
2177	659-6470	TRUCK ASPHALT DISTRIBUTOR 2000 GAL	\$4,753.00	\$1,667.00	\$675.00
2178	659-6480	TRUCK FORESTRY MOBILE CRANE	\$4,753.00	\$1,667.00	\$675.00
2179	659-8000	TRUCK SPREADER HOPPER 8 FT	\$826.00	\$275.00	\$90.00
2180	659-8020	TRUCK SPREADER HOPPER 9 FT	\$826.00	\$275.00	\$90.00
2181	659-8030	TRUCK SPREADER TAILGATE	\$310.00	\$110.00	\$39.00
2182	659-8035	TRUCK SPREADER TAILGATE DUMP	\$194.00	\$63.00	\$23.00
2183	659-8100	TRUCK SNOW PLOW 7-8 FT	\$765.00	\$239.00	\$81.00
2184	659-8110	TRUCK SNOW PLOW 8.5-9 FT	\$765.00	\$239.00	\$81.00
2185	659-8130	TRUCK SNOW PLOW 10 FT	\$896.00	\$304.00	\$107.00
2186	660-1000	BOARD ARROW FOLDING TRAILER 15-LIGHT	\$540.00	\$297.00	\$97.00
2187	660-1010	BOARD ARROW VERTICAL TRAILER 15-LIGHT	\$540.00	\$297.00	\$97.00
2188	660-1020	BOARD ARROW FOLDING TRAILER 25-LIGHT	\$608.00	\$333.00	\$105.00
<b>2189</b>	<b>660-1025</b>	<b>BOARD ARROW TRUCK MOUNTED 25-LIGHT</b>	<b>\$559.00</b>	<b>\$280.00</b>	<b>\$86.00</b>
2190	660-1030	BOARD MESSAGE VERTICAL MID-SIZE 3-LINE	\$716.00	\$419.00	\$149.00
2191	660-1040	BOARD MESSAGE VERTICAL FULL-SIZE 3-LINE	\$716.00	\$419.00	\$149.00
2192	660-1045	BOARD MESSAGE FULL-SIZE 3-LINE W/MODEM	\$1,035.00	\$669.00	\$170.00
2193	660-1050	BOARD MESSAGE FOLDING MID-SIZE MATRIX	\$716.00	\$419.00	\$149.00
2194	660-1060	BOARD MESSAGE VERTICAL MID-SIZE MATRIX	\$716.00	\$419.00	\$149.00
2195	660-1070	BOARD MESSAGE VERTICAL FULL-SIZE MATRIX	\$936.00	\$669.00	\$189.00
2196	660-1100	RADAR SPEED MONITORING TRAILER	\$338.00	\$108.00	\$41.00
2197	660-1110	CRASH ATTENUATOR TRAILER MOUNTED	\$1,778.00	\$810.00	\$315.00
2198	660-2010	VEHICLE BARRIER	\$1,418.00	\$540.00	\$122.00
2199	660-2015	VEHICLE BARRIER POSITIONING CART	\$507.00	\$180.00	\$41.00
2200	700-1180	FAN FLOOR HIGH CFM 24IN ELEC	\$306.00	\$149.00	\$63.00

**EXHIBIT A.1**  
**PRICING SCHEDULE - OMNIA PLATINUM**

	<b>CAT CLASS</b>	<b>DESCRIPTION</b>	<b>MONTH</b>	<b>WEEK</b>	<b>DAY</b>
2201	700-1220	BLOWER HAZ LOC 8IN VANO 115V	\$331.00	\$126.00	\$49.00
2202	700-1230	BLOWER HAZ LOC 12IN VANO 115V	\$493.00	\$180.00	\$69.00
2203	700-1240	FAN FLOOR 16-24IN HAZ LOC ELEC	\$396.00	\$149.00	\$81.00
2204	700-1280	FAN MISTING OSCIL PORTABLE 100 GAL ELEC	\$536.00	\$216.00	\$81.00
2205	700-1290	FAN MISTING OSCIL PORTABLE 19-40GAL ELEC	\$396.00	\$167.00	\$61.00
2206	700-1310	INSULATION BLOWER ELECTRIC	\$900.00	\$324.00	\$142.00
2207	700-1320	VACUUM INSULATION REMOVAL GAS	\$1,912.00	\$873.00	\$239.00
<b>2208</b>	<b>700-1380</b>	<b>BLOWER MANHOLE 8IN GAS</b>	<b>\$365.00</b>	<b>\$162.00</b>	<b>\$43.00</b>
2209	700-1420	BLOWER MANHOLE 8IN ELEC	\$292.00	\$135.00	\$37.00
2210	700-1630	COOLER EVAPORATIVE PORT 30GAL 115V ELEC	\$216.00	\$72.00	\$27.00
2211	700-1635	COOLER EVAPORATIVE PORT 24IN 115V ELEC	\$432.00	\$149.00	\$61.00
2212	700-1640	COOLER EVAPORATIVE PORT 36IN 115V ELEC	\$432.00	\$149.00	\$61.00
2213	700-1642	COOLER EVAPORATIVE PORT 36IN HAZ LOC	\$900.00	\$302.00	\$118.00
2214	700-1645	COOLER EVAPORATIVE PORT 48IN 115V ELEC	\$450.00	\$155.00	\$65.00
2215	700-1720	OZONE GENERATOR	\$292.00	\$135.00	\$37.00
<b>2216</b>	<b>700-1723</b>	<b>HYDROXYL GENERATOR SMALL AREA</b>	<b>\$324.00</b>	<b>\$122.00</b>	<b>\$43.00</b>
2217	700-1725	HYDROXYL GENERATOR LARGE AREA	\$648.00	\$369.00	\$122.00
2218	700-1740	UV-C LED LIGHT INDOOR USE ONLY 115V	\$243.00	\$243.00	\$85.00
2219	700-1742	ROLLING STAND FOR UV-C LED LIGHT	\$54.00	\$25.00	\$8.00
2220	700-1800	AIR CURTAIN	\$3,240.00	\$1,184.00	\$543.00
2221	700-2010	DUST SUPPRESSION MISTER 50FT THROW ELEC	\$2,138.00	\$1,053.00	\$405.00
2222	700-2020	DUST SUPPRESSION MISTER 130FT THROW ELEC	\$2,138.00	\$1,053.00	\$405.00
2223	700-2050	DUST SUPPRESSION MISTER 230FT THROW ELEC	\$2,822.00	\$1,134.00	\$369.00
2224	700-2100	CONTAINMENT CART W HEPA SCRUBBER	\$1,440.00	\$675.00	\$266.00
2225	710-1220	AIRMOVER 3 DIAMETER AIR	\$97.00	\$43.00	\$13.00
2226	710-1240	AIRMOVER 6 DIAMETER AIR	\$72.00	\$25.00	\$10.00
2227	710-1260	AIRMOVER 8 DIAMETER AIR	\$79.00	\$29.00	\$12.00
2228	710-1280	AIRMOVER 10 DIAMETER AIR	\$112.00	\$40.00	\$16.00
2229	710-1300	AIRMOVER 12 DIAMETER AIR	\$144.00	\$50.00	\$21.00
2230	710-1320	AIRMOVER 24 DIAMETER JET FAN AIR	\$455.00	\$148.00	\$77.00
2231	710-1340	AIRMOVER 20 DIAMETER RF TYPE AIR	\$360.00	\$122.00	\$59.00
2232	710-1360	AIRMOVER 20 DIAMETER CF TYPE AIR	\$360.00	\$122.00	\$59.00
2233	715-0005	1.5KW STANDUP INFRARED ELECT HEATER 120V	\$185.00	\$80.00	\$24.00
2234	715-0010	1.6KW ELECT HEATER 110V	\$122.00	\$61.00	\$16.00
2235	715-0020	5-20KW VAR ELECT HEATER 1 - 4 PLUG 110V	\$237.00	\$122.00	\$41.00
2236	715-0025	6KW ELECT HEATER 240V 1PH	\$237.00	\$122.00	\$41.00
2237	715-0030	6-10KW VAR ELECT HEATER 240V 1PH	\$257.00	\$126.00	\$45.00
2238	715-0040	15KW ELECT HEATER 240V 3PH SALAMANDER	\$328.00	\$141.00	\$53.00
2239	715-0042	15KW ELECT HEATER 240V 1PH SALAMANDER	\$328.00	\$141.00	\$53.00
2240	715-0045	15KW ELECT HEATER 480V 3PH SALAMANDER	\$328.00	\$141.00	\$53.00
2241	715-0046	18KW ELECT HEATER 208V 1PH/240V 3PH	\$469.00	\$207.00	\$81.00
2242	715-0050	13-20KW VAR ELECT HEATER 240V 3PH	\$395.00	\$184.00	\$65.00
2243	715-0055	10-20KW VAR ELECT HEATER 208V/240V 3 PH	\$395.00	\$184.00	\$65.00
2244	715-0060	30KW ELECT HEATER 480V 3PH	\$557.00	\$230.00	\$97.00
<b>2245</b>	<b>715-0065</b>	<b>40KW ELECT HEATER 480V 3PH</b>	<b>\$891.00</b>	<b>\$345.00</b>	<b>\$117.00</b>
2246	715-0070	60KW ELECT HEATER 480V 3PH	\$1,013.00	\$421.00	\$122.00
2247	715-0100	200K BTU HYDRONIC HEAT EXCHANGER ELEC	\$454.00	\$157.00	\$54.00
<b>2248</b>	<b>715-0105</b>	<b>80K BTU HYDRONIC HEAT EXCHANGER ELEC</b>	<b>\$405.00</b>	<b>\$162.00</b>	<b>\$56.00</b>
2249	715-0120	1.35M BTU STAINLESS STEEL HEAT EXCHANGER	\$868.00	\$329.00	\$118.00
2250	715-0140	3.8M BTU STAINLESS STEEL HEAT EXCHANGER	\$2,278.00	\$860.00	\$304.00



**EXHIBIT A.1**  
**PRICING SCHEDULE - OMNIA PLATINUM**

	<b>CAT CLASS</b>	<b>DESCRIPTION</b>	<b>MONTH</b>	<b>WEEK</b>	<b>DAY</b>
2251	715-0205	80K BTU HEATER 1400 CFM WALL MOUNTED	\$225.00	\$104.00	\$41.00
2252	715-0220	60KW ELECT INLINE HEATER 220V/460V 3PH	\$1,249.00	\$517.00	\$203.00
2253	715-0235	150KW IND ELECT HEATER 480V 3PH 1/2IN SP	\$2,667.00	\$1,110.00	\$495.00
2254	715-0237	150KW ELECT HEATER 480V 3PH 5IN SP NAROW	\$2,667.00	\$1,110.00	\$495.00
2255	715-0240	150KW IND ELECT HEATER 480V 3PH 5IN SP	\$4,000.00	\$1,664.00	\$790.00
2256	715-0405	50K BTU DIRECT FORCED AIR HEATER LPG/NG	\$122.00	\$69.00	\$24.00
2257	715-0408	50K-60K BTU RADIANT HEATER DSL/KERO	\$237.00	\$115.00	\$41.00
2258	715-0410	80K BTU DIRECT FORCED AIR HEATER DSL/KER	\$237.00	\$115.00	\$41.00
2259	715-0415	80K BTU DIRECT FORCED AIR HEATER LPG	\$237.00	\$115.00	\$41.00
<b>2260</b>	<b>715-0419</b>	<b>115K BTU DIRECT FORCED HEATER TENT LP/NG</b>	<b>\$405.00</b>	<b>\$154.00</b>	<b>\$51.00</b>
2261	715-0420	150K BTU DIRECT FORCED AIR HEAT DSL/KERO	\$270.00	\$138.00	\$49.00
2262	715-0430	150K BTU DIRECT FORCED AIR HEATER LP	\$270.00	\$138.00	\$49.00
2263	715-0435	110-150K BTU RADIANT HEATER DSL/KERO	\$422.00	\$218.00	\$77.00
2264	715-0440	170K BTU DIRECT FORCED AIR HEATER LP	\$304.00	\$172.00	\$61.00
2265	715-0445	170K BTU DIRECT FORCED AIR HEAT DSL/KERO	\$304.00	\$172.00	\$61.00
2266	715-0450	200K BTU DIRECT FORCED AIR HEAT DSL/KERO	\$338.00	\$192.00	\$69.00
<b>2267</b>	<b>715-0452</b>	<b>250K BTU DIRECT FORCED HEATER TENT LP/NG</b>	<b>\$486.00</b>	<b>\$223.00</b>	<b>\$90.00</b>
2268	715-0460	400K BTU DIRECT FORCED AIR HEATER LPG	\$473.00	\$218.00	\$89.00
2269	715-0462	400K BTU DIRECT FORCED AIR HEATER LPG/NG	\$507.00	\$287.00	\$102.00
2270	715-0470	400K BTU DIRECT FORCED AIR HEAT DSL/KERO	\$507.00	\$287.00	\$102.00
2271	715-0480	650K BTU DIRECT FORCED AIR HEAT DSL/KERO	\$608.00	\$268.00	\$118.00
<b>2272</b>	<b>715-0485</b>	<b>650K BTU DIRECT FORCED AIR HEAT LP/NG</b>	<b>\$729.00</b>	<b>\$284.00</b>	<b>\$124.00</b>
2273	715-0550	1.5M BTU DIRECT FORCED AIR HEATER LPG/NG	\$1,182.00	\$498.00	\$203.00
2274	715-0600	70K BTU INDIR FORCED AIR HEAT DSL/KERO	\$144.00	\$54.00	\$18.00
2275	715-0605	120K BTU INDIR FORCED AIR HEAT DSL/KERO	\$153.00	\$63.00	\$21.00
2276	715-0610	200K BTU INDIR FORCED AIR HEAT DSL/KERO	\$574.00	\$287.00	\$102.00
2277	715-0615	200K BTU INDIR FORCED AIR HEATER NG	\$574.00	\$287.00	\$102.00
2278	715-0620	400K BTU INDIR FORCED AIR HEAT DSL/KERO	\$912.00	\$401.00	\$154.00
<b>2279</b>	<b>715-0622</b>	<b>400K BTU INDIR FORCED AIR HEAT 118G DSL</b>	<b>\$1,094.00</b>	<b>\$426.00</b>	<b>\$163.00</b>
<b>2280</b>	<b>715-0625</b>	<b>400K BTU INDIR TRAILER MOUNTED HEATR DSL</b>	<b>\$3,807.00</b>	<b>\$1,377.00</b>	<b>\$513.00</b>
2281	715-0630	400K BTU INDIR FORCED AIR HEATER LPG/NG	\$844.00	\$383.00	\$146.00
<b>2282</b>	<b>715-0631</b>	<b>600K BTU INDIR FORCED AIR HEAT DSL/KERO</b>	<b>\$844.00</b>	<b>\$383.00</b>	<b>\$146.00</b>
2283	715-0632	600K BTU INDIR FORCED AIR HEATER LPG/NG	\$1,872.00	\$689.00	\$324.00
2284	715-0635	700K BTU INDIR FORCED AIR HEATER LP/NG	\$1,872.00	\$689.00	\$324.00
2285	715-0640	750K BTU INDIR FORCED AIR HEATER LPG/NG	\$1,872.00	\$689.00	\$324.00
2286	715-0660	1M BTU INDIR FORCED AIR HEATER LP/NG	\$2,340.00	\$995.00	\$426.00
2287	715-0695	2M BTU INDIR FORCED AIR HEATER LP/NG	\$4,707.00	\$1,989.00	\$851.00
2288	715-0810	800K BTU SELF CONTAINED HEATER DSL	\$5,535.00	\$2,678.00	\$1,215.00
<b>2289</b>	<b>715-0813</b>	<b>1.0M BTU SELF CONTAIN HEATER DSL 3.1" SP</b>	<b>\$6,750.00</b>	<b>\$2,700.00</b>	<b>\$1,215.00</b>
2290	715-0815	1.0M BTU SELF CONTAIN HEATER DSL 7.5" SP	\$6,750.00	\$2,700.00	\$1,215.00
2291	715-0820	1.2M BTU SELF CONTAINED HEATER DSL	\$7,200.00	\$2,745.00	\$1,215.00
2292	715-1010	234K BTU HYDRONIC SURFACE HEATER DSL	\$5,738.00	\$2,678.00	\$1,215.00
2293	715-1020	385K BTU HYDRONIC SURFACE HEATER DSL	\$5,882.00	\$2,745.00	\$1,260.00
2294	715-1030	600K BTU HYDRONIC SURFACE HEATER DSL	\$6,683.00	\$3,060.00	\$1,337.00
2295	715-1045	860K BTU HYDRONIC AIR HEATER DSL	\$7,250.00	\$3,483.00	\$1,398.00
<b>2296</b>	<b>715-1082</b>	<b>1.8 BTU HYDRONIC HEAT MODULE NG</b>	<b>\$2,430.00</b>	<b>\$810.00</b>	<b>\$300.00</b>
<b>2297</b>	<b>715-1085</b>	<b>PLATE HEAT EXCHANGER GLYCOL TO GLYCOL</b>	<b>\$1,377.00</b>	<b>\$567.00</b>	<b>\$239.00</b>
2298	715-1087	PLATE HEAT EXCHANGER STEAM TO GLYCOL	\$2,601.00	\$1,071.00	\$428.00
2299	715-1210	500K BTU 3500 CFM FLAMELESS HEATER DSL	\$6,413.00	\$2,678.00	\$1,215.00
2300	715-1220	750K BTU 5500 CFM FLAMELESS HEATER DSL	\$7,088.00	\$2,907.00	\$1,377.00

**EXHIBIT A.1**  
**PRICING SCHEDULE - OMNIA PLATINUM**

	<b>CAT CLASS</b>	<b>DESCRIPTION</b>	<b>MONTH</b>	<b>WEEK</b>	<b>DAY</b>
2301	715-1230	1M BTU 6000 CFM FLAMELESS HEATER DSL	\$8,550.00	\$4,500.00	\$1,800.00
<b>2302</b>	<b>715-1240</b>	<b>1M BTU 12IN SP FLAMELESS HEATER DSL T4F</b>	<b>\$10,530.00</b>	<b>\$4,698.00</b>	<b>\$2,138.00</b>
<b>2303</b>	<b>715-2025</b>	<b>300K BTU STEAM HEATER 24IN HAZ LOC</b>	<b>\$628.00</b>	<b>\$243.00</b>	<b>\$107.00</b>
2304	718-1100	1 TON PORT AIR CONDITIONER 120V	\$593.00	\$207.00	\$90.00
2305	718-1101	1 TON PORT AIR CONDITIONER IT CUBE 115V	\$593.00	\$207.00	\$90.00
2306	718-1102	1 TON PORT AIR CONDITIONER W/HEAT 120 V	\$593.00	\$207.00	\$90.00
2307	718-1103	1 TON PORT AIR COND WATERCOOLED 120V	\$651.00	\$288.00	\$105.00
2308	718-1104	1.2 TON PORT AIR COND W HEAT 5-20P PLUG	\$651.00	\$288.00	\$105.00
2309	718-1105	1 TON PORT AIR COND HEPA UV 5-20P PLUG	\$651.00	\$288.00	\$105.00
2310	718-1110	1 TON PORT AIR COND HEPA UV WATER 120V	\$697.00	\$315.00	\$121.00
2311	718-1115	1.5 TON PORT AIR COND WATERCOOLED 120 V	\$651.00	\$288.00	\$105.00
2312	718-1130	3 TON PORT AIR CONDITIONER 1PH 208/230V	\$906.00	\$396.00	\$162.00
2313	718-1134	3 TON PORT AIR COND W/HEAT 3PH 208/230V	\$1,260.00	\$536.00	\$203.00
2314	718-1145	5 TON AIR COND INDOOR 1PH 208/230V	\$1,260.00	\$536.00	\$203.00
2315	718-1146	5 TON AIR COND INDOOR W/HEAT 1PH 208/230	\$1,260.00	\$536.00	\$203.00
2316	718-1147	5 TON AIR COND INDOOR W/HEAT 3PH 208/230	\$1,260.00	\$621.00	\$231.00
2317	718-1148	5 TON AIR COND INDOOR W/HEAT 3PH 460V	\$1,260.00	\$621.00	\$231.00
2318	718-1155	5 TON AIR CONDITIONER INDOOR 3PH 460V	\$1,260.00	\$536.00	\$203.00
2319	718-1156	5 TON PORT AIR COND WATCOOL 1PH 208/230V	\$1,260.00	\$536.00	\$203.00
2320	718-1157	5 TON PORT AIR COND WATCOOL 3PH 208/230V	\$1,260.00	\$536.00	\$203.00
2321	718-1158	5 TON PORT AIR COND WATERCOOLED 3PH 460V	\$1,282.00	\$536.00	\$203.00
2322	718-1160	5 TON PORT AIR COND W/HEAT 3PH 208/230V	\$1,260.00	\$536.00	\$203.00
2323	718-1162	5 TON PORT AIR COND W/HEAT 1PH 208/230V	\$1,260.00	\$536.00	\$203.00
2324	718-1165	5 TON PORT AIR COND W/HEAT 3PH 460V	\$1,260.00	\$536.00	\$203.00
2325	718-1170	5 TON AIR CONDITION SKID 20KW HEAT	\$1,260.00	\$536.00	\$203.00
2326	718-1175	5 TON AIR CONDITION SKID 9KW HEAT NEMA7	\$2,525.00	\$864.00	\$356.00
2327	718-1210	10 TON AIR CONDITION SKID 36KW HEAT	\$2,160.00	\$765.00	\$320.00
2328	718-1300	12 TON AIR CONDITIONER NARW 3PH 208/230V	\$2,304.00	\$896.00	\$356.00
2329	718-1302	12 TON PORT AIR COND W/HEAT 3PH 208/230V	\$2,304.00	\$896.00	\$356.00
2330	718-1305	12 TON PORT AIR COND W/HEAT 3PH 230V	\$2,304.00	\$896.00	\$356.00
2331	718-1310	12 TON PORT AIR COND W/HEAT 3PH 460V	\$2,304.00	\$896.00	\$356.00
2332	718-1500	20 TON INDUSTRIAL AIR CONDITIONER	\$2,916.00	\$1,102.00	\$482.00
2333	718-1505	20 TON INDUSTRIAL AIR CONDITIONER NEMA7	\$3,582.00	\$1,316.00	\$576.00
2334	718-1520	20 TON VERT AIR CONDITION 72KW HEAT	\$2,160.00	\$880.00	\$356.00
2335	718-1610	25 TON AIR CONDITION SKID 72KW HEAT	\$2,844.00	\$1,080.00	\$405.00
2336	718-1700	30 TON VERT AIR CONDITIONER	\$2,844.00	\$1,080.00	\$405.00
2337	718-1750	30 TON AIR COOLED CHILLER W PUMP	\$3,690.00	\$1,314.00	\$454.00
2338	718-1800	40 TON INDUSTRIAL AIR CONDITIONER	\$4,050.00	\$1,440.00	\$540.00
2339	718-1805	40 TON INDUSTRIAL AIR CONDITIONER NEMA7	\$4,050.00	\$1,440.00	\$540.00
2340	718-1830	40 TON HYBRID AIR COND 120KW HEAT	\$4,050.00	\$1,440.00	\$540.00
2341	718-1950	50 TON CHILLED WATER AIR HANDLER	\$2,700.00	\$957.00	\$405.00
2342	718-1960	75 TON CHILLED WATER AIR HANDLER	\$2,156.00	\$765.00	\$304.00
2343	718-2030	60 TON HYBRID AIR COND 136KW HEAT	\$6,300.00	\$2,487.00	\$1,287.00
2344	718-2050	60 TON AIR COOLED CHILLER W PUMP	\$4,005.00	\$1,328.00	\$536.00
2345	718-2100	65 TON INDUSTRIAL AIR CONDITIONER	\$4,860.00	\$1,922.00	\$770.00
2346	718-2230	70 TON HYBRID AIR COND 136KW HEAT	\$6,930.00	\$2,869.00	\$1,377.00
2347	718-2300	80 TON INDUSTRIAL AIR CONDITIONER	\$6,930.00	\$2,869.00	\$1,377.00
2348	718-2305	80 TON INDUSTRIAL AIR CONDITIONER NEMA7	\$8,190.00	\$3,060.00	\$1,499.00
2349	718-2550	100 TON VERT CHILLED WATER HANDLER	\$2,430.00	\$815.00	\$332.00
2350	718-2560	100 TON AIR COOLED CHILLER W PUMP	\$6,300.00	\$2,869.00	\$1,053.00



**EXHIBIT A.1**  
**PRICING SCHEDULE - OMNIA PLATINUM**

	<b>CAT CLASS</b>	<b>DESCRIPTION</b>	<b>MONTH</b>	<b>WEEK</b>	<b>DAY</b>
2351	718-2570	120 TON AIR COOLED CHILLER W PUMP US/CRN	\$6,300.00	\$2,869.00	\$1,053.00
2352	718-2650	120 TON CHILLED WATER AIR HANDLER	\$2,430.00	\$815.00	\$332.00
2353	718-2660	140 TON VERT CHILLED WATER AIR HANDLER	\$3,510.00	\$1,796.00	\$647.00
2354	718-3060	200 TON AIR COOLED CHILLER W PUMP	\$10,350.00	\$4,973.00	\$1,742.00
2355	718-3065	230 TON AIR COOLED W PUMP	\$13,050.00	\$5,558.00	\$1,839.00
2356	718-3070	227 TON AIR COOLED CHILLER W PUMP US/CRN	\$13,050.00	\$5,558.00	\$1,839.00
2357	718-3090	500 TON WATER COOLED CHILLER	\$21,600.00	\$10,517.00	\$3,506.00
2358	719-1005	1200 CFM DESICCANT DEHUMIDIFIER 1PH 240V	\$1,377.00	\$473.00	\$162.00
2359	719-1010	2000/1000 CFM DESICCANT DEHUMID 3PH 460V	\$2,295.00	\$957.00	\$385.00
2360	719-1020	5000 CFM DESICCANT DEHUMID 3PH460V	\$4,590.00	\$1,571.00	\$720.00
2361	719-1030	7500/5500CFM DESICCANT DEHU 3PH460VTRIFU	\$4,590.00	\$1,571.00	\$720.00
2362	719-2060	DEHUMIDIFIER DESICCANT 400 CFM	\$777.00	\$333.00	\$144.00
2363	719-2080	DEHUMIDIFIER DESICCANT 800-900 CFM	\$1,800.00	\$675.00	\$225.00
2364	719-5010	AUTO DIALER	\$517.00	\$184.00	\$69.00
2365	779-2201	CHILLER LOOP HOSE 2X10 W/CAMLOCKS	\$21.00	\$13.00	\$6.00
2366	779-2205	CHILLER LOOP HOSE 2X25 W/CAMLOCKS	\$32.00	\$16.00	\$8.00
2367	779-2401	CHILLER LOOP HOSE 4"X10' W/CAMLOCKS	\$54.00	\$18.00	\$9.00
2368	779-2405	CHILLER LOOP HOSE 4"X25' W/CAMLOCKS	\$81.00	\$27.00	\$14.00
2369	779-2501	CHILLER LOOP HOSE 6"X10' W/CAMLOCKS	\$108.00	\$36.00	\$18.00
2370	779-2505	CHILLER LOOP HOSE 6"X25' W/CAMLOCKS	\$135.00	\$45.00	\$23.00
2371	800-1020	PUMP CENTRIFUGAL 2IN GAS	\$345.00	\$134.00	\$57.00
2372	800-1030	PUMP CENTRIFUGAL 3IN GAS	\$364.00	\$149.00	\$77.00
<b>2373</b>	<b>800-1040</b>	<b>PUMP CENTRIFUGAL 4IN GAS</b>	<b>\$426.00</b>	<b>\$167.00</b>	<b>\$86.00</b>
2374	800-1080	PUMP TRASH 2IN GAS	\$379.00	\$168.00	\$45.00
2375	800-1090	PUMP TRASH 3IN GAS	\$482.00	\$214.00	\$57.00
2376	800-1110	PUMP TRASH 4IN GAS	\$547.00	\$275.00	\$73.00
2377	800-1120	PUMP DIAPHRAGM 2IN GAS	\$405.00	\$207.00	\$69.00
2378	800-1130	PUMP DIAPHRAGM 3IN GAS	\$405.00	\$207.00	\$69.00
2379	800-1150	PUMP HIGH PRESSURE 5.5HP GAS	\$498.00	\$192.00	\$69.00
2380	800-1160	PUMP 6IN DOUBLED DIAPHRAGM DSL	\$1,080.00	\$383.00	\$138.00
2381	800-1170	PUMP 6IN DOUBLED DIAPHRAGM SO ATT DSL	\$1,440.00	\$486.00	\$162.00
2382	800-5005	ACCESSORY TOOL BOX CROSSBACK PICKUP	\$77.00	\$37.00	\$14.00
2383	800-5007	ACCESSORY 50GAL DSL FUEL TANK W/PUMP	\$115.00	\$55.00	\$28.00
2384	800-5010	ACCESSORY 100GAL DSL FUEL TANK W/PUMP	\$166.00	\$84.00	\$48.00
2385	800-5011	ACCESSORY LUMBER/LADDER RACK F/PICKUP	\$149.00	\$50.00	\$16.00
2386	800-5310	ACCESSORY BOOM/BASKET PROTECTIVE SYSTEM	\$122.00	\$122.00	\$122.00
2387	801-1210	PUMP VAC ASSIST 4IN DSL	\$1,182.00	\$532.00	\$178.00
2388	801-1220	PUMP VAC ASSIST 4IN T4F DSL	\$1,182.00	\$532.00	\$178.00
2389	801-1230	PUMP VAC ASSIST 6IN DSL	\$1,346.00	\$585.00	\$223.00
2390	801-1240	PUMP VAC ASSIST 6IN T4F DSL	\$1,670.00	\$631.00	\$223.00
2391	801-1250	PUMP VAC ASSIST 6IN SUPER DSL	\$1,819.00	\$651.00	\$259.00
2392	801-1260	PUMP VAC ASSIST 6IN SUPER T4F DSL	\$1,980.00	\$689.00	\$275.00
2393	801-1270	PUMP VAC ASSIST 8IN DSL	\$1,710.00	\$648.00	\$256.00
2394	801-1280	PUMP VAC ASSIST 8IN SUPER DSL	\$2,025.00	\$761.00	\$264.00
2395	801-1290	PUMP VAC ASSIST 12IN DSL	\$2,970.00	\$1,148.00	\$405.00
2396	801-1300	PUMP VAC ASSIST 12IN SUPER DSL	\$4,320.00	\$1,339.00	\$446.00
2397	801-1320	PUMP VAC ASSIST 14IN DSL	\$4,950.00	\$2,028.00	\$725.00
2398	801-1330	PUMP VAC ASSIST 18IN DSL	\$7,200.00	\$2,334.00	\$851.00
2399	802-1340	PUMP VAC ASSIST SND ATT 4IN DSL	\$1,301.00	\$547.00	\$183.00
2400	802-1345	PUMP VAC ASSIST SND ATT 4IN DSL T4F	\$1,526.00	\$662.00	\$216.00

**EXHIBIT A.1**  
**PRICING SCHEDULE - OMNIA PLATINUM**

	<b>CAT CLASS</b>	<b>DESCRIPTION</b>	<b>MONTH</b>	<b>WEEK</b>	<b>DAY</b>
2401	802-1350	PUMP VAC ASSIST SND ATT 6IN DSL	\$1,710.00	\$635.00	\$251.00
2402	802-1355	PUMP VAC ASSIST SND ATT 6IN DSL T4F	\$1,886.00	\$716.00	\$279.00
2403	802-1360	PUMP VAC ASSIST SND ATT 8IN DSL	\$2,214.00	\$823.00	\$284.00
2404	802-1361	PUMP VAC ASSIST SND ATT 8IN DSL SKID	\$2,214.00	\$823.00	\$284.00
2405	802-1370	PUMP VAC ASSIST SND ATT 12IN DSL	\$3,780.00	\$1,454.00	\$527.00
2406	802-1371	PUMP VAC ASSIST SND ATT 12IN DSL SKID	\$3,780.00	\$1,454.00	\$527.00
2407	802-1380	PUMP VAC ASSIST SND ATT 14IN DSL	\$7,776.00	\$2,754.00	\$972.00
2408	802-1385	PUMP VAC ASSIST SND ATT CHOP 4IN DSL	\$1,422.00	\$594.00	\$225.00
2409	802-1390	PUMP VAC ASSIST SND ATT CHOP 6IN DSL	\$2,194.00	\$826.00	\$292.00
2410	803-1400	PUMP VAC ASSIST SS 4IN DSL	\$1,350.00	\$554.00	\$191.00
2411	803-1410	PUMP VAC ASSIST SS 6IN DSL	\$2,430.00	\$880.00	\$284.00
2412	803-1420	PUMP VAC ASSIST SS 6IN T4F DSL	\$3,240.00	\$1,148.00	\$405.00
<b>2413</b>	<b>803-1430</b>	<b>PUMP VAC ASSIST SS 6IN SUPER DSL</b>	<b>\$2,916.00</b>	<b>\$952.00</b>	<b>\$320.00</b>
2414	803-1440	PUMP VAC ASSIST SS 8IN SUPER DSL	\$2,070.00	\$806.00	\$280.00
2415	804-1450	PUMP VAC ASSIST HIGH HEAD 4X3IN DSL	\$2,160.00	\$828.00	\$272.00
2416	804-1460	PUMP VAC ASSIST HIGH HEAD 5X3IN DSL	\$1,665.00	\$590.00	\$203.00
2417	804-1470	PUMP VAC ASSIST HIGH HEAD 6X3IN DSL	\$2,880.00	\$979.00	\$345.00
<b>2418</b>	<b>804-1475</b>	<b>PUMP VAC ASSIST HIGH HEAD 6X3IN T4F DSL</b>	<b>\$4,030.00</b>	<b>\$1,228.00</b>	<b>\$415.00</b>
<b>2419</b>	<b>804-1477</b>	<b>PUMP VAC ASSIST HIGHHEAD 6X3IN 125HP</b>	<b>\$2,761.00</b>	<b>\$892.00</b>	<b>\$328.00</b>
2420	804-1480	PUMP VAC ASSIST HIGH HEAD 6X4IN DSL	\$3,398.00	\$1,229.00	\$421.00
<b>2421</b>	<b>804-1490</b>	<b>PUMP VAC ASSIST HIGH HEAD 6X4IN T4F DSL</b>	<b>\$4,192.00</b>	<b>\$1,398.00</b>	<b>\$491.00</b>
2422	804-1500	PUMP VAC ASSIST HHEAD SO ATTN 6X4IN DSL	\$2,880.00	\$1,071.00	\$365.00
2423	804-1520	PUMP VAC ASSIST HIGH HEAD 8X6IN DSL	\$4,889.00	\$1,922.00	\$689.00
2424	804-1530	PUMP VAC ASSIST HHEAD VN PRI 10X6IN DSL	\$2,660.00	\$945.00	\$345.00
2425	804-1540	PUMP VAC ASSIST HIGH HEAD 10X8IN DSL	\$6,718.00	\$2,295.00	\$806.00
2426	804-1550	PUMP VAC ASSIST MEDIUM HEAD 10X8IN DSL	\$3,420.00	\$1,722.00	\$486.00
2427	804-1560	PUMP VAC ASSIST SS HIGH HEAD 6X3IN DSL	\$3,780.00	\$1,377.00	\$486.00
2428	804-1570	PUMP VAC ASSIST SS HIGH HEAD 10X8IN DSL	\$5,396.00	\$1,796.00	\$675.00
2429	804-1575	PUMP VAC ASSIST SS MED HEAD 10X8IN DSL	\$3,780.00	\$1,339.00	\$549.00
2430	804-1580	PUMP VAC ASSIST MHEAD SO ATTN 10X8IN DSL	\$4,500.00	\$1,179.00	\$385.00
2431	804-1590	PUMP VAC ASSIST HHEAD 600HP 8X6IN DSL	\$6,480.00	\$2,295.00	\$891.00
2432	804-1600	PUMP VAC ASSIST HHEAD 600HP 10X8IN DSL	\$7,196.00	\$2,637.00	\$972.00
2433	804-1700	PUMP VAC ASSIST TRASH 6IN T4F DSL	\$1,670.00	\$648.00	\$235.00
2434	805-1600	PUMP CENTRIFUGAL 3IN DSL	\$593.00	\$211.00	\$77.00
2435	805-1610	PUMP CENTRIFUGAL WET PRIME 4IN DSL	\$1,006.00	\$333.00	\$110.00
<b>2436</b>	<b>805-1620</b>	<b>PUMP TRASH 6IN TOWABLE DSL</b>	<b>\$2,657.00</b>	<b>\$867.00</b>	<b>\$283.00</b>
<b>2437</b>	<b>806-1620</b>	<b>WEIR TANK SAND SEPARATOR 500GAL MAX FLOW</b>	<b>\$365.00</b>	<b>\$122.00</b>	<b>\$43.00</b>
<b>2438</b>	<b>806-1650</b>	<b>PUMP WELL POINT PISTON SO ATTN 6IN DSL</b>	<b>\$1,458.00</b>	<b>\$486.00</b>	<b>\$171.00</b>
2439	806-1670	PUMP WELL POINT ROTARY SO ATTN 6IN DSL	\$1,508.00	\$531.00	\$183.00
<b>2440</b>	<b>806-1675</b>	<b>PUMP WELL POINT ROTARY 8IN DSL</b>	<b>\$1,724.00</b>	<b>\$590.00</b>	<b>\$203.00</b>
2441	806-1680	PUMP WELL POINT ROTARY SO ATTN 8IN DSL	\$1,724.00	\$590.00	\$203.00
<b>2442</b>	<b>806-1682</b>	<b>PUMP WELL POINT PISTON SO ATTN 8IN DSL</b>	<b>\$3,402.00</b>	<b>\$1,215.00</b>	<b>\$471.00</b>
2443	806-1690	PUMP WELL POINT ROTARY 12IN DSL	\$1,901.00	\$702.00	\$243.00
2444	806-1700	PUMP WELL POINT ROTARY SO ATTN 12IN DSL	\$2,628.00	\$933.00	\$296.00
2445	807-1710	PUMP DIAPHRAGM 4IN DSL	\$720.00	\$297.00	\$102.00
<b>2446</b>	<b>808-1720</b>	<b>PUMP TRASH 2IN ELEC</b>	<b>\$1,292.00</b>	<b>\$454.00</b>	<b>\$158.00</b>
<b>2447</b>	<b>808-1730</b>	<b>PUMP CENTRIFUGAL 2IN ELEC</b>	<b>\$1,256.00</b>	<b>\$426.00</b>	<b>\$158.00</b>
2448	808-1750	PUMP VAC ASSIST 4IN ELEC	\$810.00	\$268.00	\$102.00
2449	808-1760	PUMP VAC ASSIST VARIABLE SPEED 4IN ELEC	\$1,530.00	\$574.00	\$223.00
2450	808-1770	PUMP VAC ASSIST 6IN ELEC	\$1,530.00	\$626.00	\$235.00

**EXHIBIT A.1**  
**PRICING SCHEDULE - OMNIA PLATINUM**

	<b>CAT CLASS</b>	<b>DESCRIPTION</b>	<b>MONTH</b>	<b>WEEK</b>	<b>DAY</b>
2451	808-1780	PUMP VAC ASSIST 8IN ELEC	\$2,250.00	\$823.00	\$284.00
2452	808-1800	PUMP VAC ASSIST HIGH HEAD 6X3IN ELEC	\$3,690.00	\$1,305.00	\$450.00
2453	809-1820	PUMP SUBMERSIBLE 3/4IN ELEC	\$112.00	\$61.00	\$29.00
2454	809-1830	PUMP SUBMERSIBLE 1IN ELEC	\$112.00	\$61.00	\$29.00
<b>2455</b>	<b>809-1840</b>	<b>PUMP HYD SHORING 12 GAL ELEC</b>	<b>\$324.00</b>	<b>\$110.00</b>	<b>\$39.00</b>
2456	809-1860	PUMP SUBMERSIBLE 2IN ELEC	\$334.00	\$138.00	\$49.00
2457	809-1865	PUMP SUBMERSIBLE 2IN LOW LEVEL ELEC	\$334.00	\$138.00	\$49.00
2458	809-1870	PUMP SUBMERSIBLE SEWAGE 1HP 2IN ELEC	\$388.00	\$172.00	\$57.00
2459	809-1880	PUMP SUBMERSIBLE 3IN ELEC	\$388.00	\$165.00	\$72.00
2460	809-1890	PUMP SUBMERSIBLE 3HP 3IN ELEC	\$388.00	\$165.00	\$72.00
2461	809-1900	PUMP SUBMERSIBLE HV 1HP 3PH 2IN ELEC	\$203.00	\$73.00	\$29.00
2462	809-1910	PUMP SUBMERSIBLE 2HP 3PH 460V 2IN ELEC	\$253.00	\$95.00	\$37.00
<b>2463</b>	<b>809-1920</b>	<b>PUMP SUBMERSIBLE HV 3HP 3PH 2IN ELEC</b>	<b>\$527.00</b>	<b>\$183.00</b>	<b>\$64.00</b>
2464	809-1930	PUMP SUBMERSIBLE HHEAD 4HP 3PH 2IN ELEC	\$608.00	\$230.00	\$95.00
2465	809-1940	PUMP SUBMERSIBLE SEWAGE CUT 15HP 3IN ELE	\$446.00	\$168.00	\$57.00
2466	809-1960	PUMP SUBMERSIBLE HIGH HEAD 15HP 3IN ELEC	\$1,009.00	\$383.00	\$158.00
2467	809-1980	PUMP SUBMERSIBLE HIGH HEAD 6HP 3IN ELEC	\$671.00	\$287.00	\$94.00
2468	809-1990	PUMP SUBMERSIBLE HV 7.5HP 3PH 3IN ELEC	\$810.00	\$311.00	\$108.00
2469	809-2000	PUMP SUBMERSIBLE HV 2HP 3PH 3IN ELEC	\$405.00	\$161.00	\$57.00
2470	809-2020	PUMP SUBMERSIBLE HV 5HP 3PH 3IN ELEC	\$473.00	\$180.00	\$65.00
2471	809-2030	PUMP SUBMERSIBLE SEWAGE 3HP 3PH 4IN ELEC	\$523.00	\$203.00	\$73.00
2472	809-2040	PUMP SUBMERSIBLE SEWAGE CUT 5HP 4IN ELEC	\$777.00	\$287.00	\$108.00
2473	809-2050	PUMP SUBMERSIBLE SEWAGE 10HP 4IN ELEC	\$922.00	\$345.00	\$122.00
2474	809-2060	PUMP SUBMERSIBLE HIGH HEAD 15HP 4IN ELEC	\$1,009.00	\$394.00	\$158.00
2475	809-2070	PUMP SUBMERSIBLE SEW CUT 20HP 4IN ELEC	\$1,215.00	\$459.00	\$180.00
2476	809-2080	PUMP SUBMERSIBLE SEWAGE 20HP 4IN ELEC	\$1,215.00	\$459.00	\$170.00
2477	809-2100	PUMP SUBMERSIBLE SEWAGE 30HP 4IN ELEC	\$1,215.00	\$482.00	\$170.00
2478	809-2110	PUMP SUBMERSIBLE HIGH HEAD 40HP 4IN ELEC	\$1,913.00	\$707.00	\$264.00
2479	809-2120	PUMP SUBMERSIBLE 4IN ELEC	\$625.00	\$248.00	\$102.00
2480	809-2130	PUMP SUBMERSIBLE SUPER 4IN ELEC	\$625.00	\$248.00	\$102.00
2481	809-2150	PUMP SUBMERSIBLE SEW 10HP 3PH 6IN ELEC	\$1,337.00	\$505.00	\$178.00
2482	809-2170	PUMP SUBMERSIBLE HV 10HP 3PH 6IN ELEC	\$1,170.00	\$392.00	\$140.00
2483	809-2180	PUMP SUBMERSIBLE SEWAGE 50HP 6IN ELEC	\$1,485.00	\$574.00	\$243.00
2484	809-2190	PUMP SUBMERSIBLE HV 15HP 3PH 6IN ELEC	\$1,440.00	\$513.00	\$158.00
2485	809-2200	PUMP SUBMERSIBLE HV 20HP 3PH 6IN ELEC	\$1,440.00	\$513.00	\$180.00
2486	809-2220	PUMP SUBMERSIBLE 6IN ELEC	\$1,080.00	\$440.00	\$183.00
2487	809-2230	PUMP SUBMERSIBLE 8IN ELEC	\$1,958.00	\$804.00	\$365.00
2488	809-2240	PUMP SUBMERSIBLE 10IN ELEC	\$3,038.00	\$1,148.00	\$405.00
2489	810-1100	PUMP DOUBLED 1 1/2 IN AIR	\$507.00	\$268.00	\$94.00
2490	810-1110	PUMP DOUBLED 2 IN AIR	\$507.00	\$268.00	\$94.00
2491	810-1120	PUMP DOUBLED 3 IN AIR	\$507.00	\$268.00	\$94.00
2492	811-2260	PUMP SUBMERSIBLE 3IN HYD	\$671.00	\$207.00	\$89.00
2493	811-2270	PUMP SUBMERSIBLE SS 4IN HYD	\$671.00	\$207.00	\$89.00
2494	811-2280	PUMP SUBMERSIBLE 4IN HYD	\$671.00	\$207.00	\$89.00
2495	811-2300	PUMP SUBMERSIBLE SS 6IN HYD	\$810.00	\$284.00	\$97.00
2496	811-2310	PUMP SUBMERSIBLE 6IN HYD	\$810.00	\$284.00	\$97.00
2497	811-2320	PUMP SUBMERSIBLE 8IN HYD	\$810.00	\$284.00	\$102.00
2498	811-2330	PUMP SUBMERSIBLE SS 12IN HYD	\$874.00	\$325.00	\$122.00
<b>2499</b>	<b>811-2340</b>	<b>PUMP SUBMERSIBLE 12IN HYD</b>	<b>\$874.00</b>	<b>\$325.00</b>	<b>\$122.00</b>
2500	812-2355	PUMP DIAPHRAGM 1IN	\$459.00	\$168.00	\$69.00

**EXHIBIT A.1**  
**PRICING SCHEDULE - OMNIA PLATINUM**

	<b>CAT CLASS</b>	<b>DESCRIPTION</b>	<b>MONTH</b>	<b>WEEK</b>	<b>DAY</b>
2501	812-2360	PUMP DIAPHRAGM POLYPROPYLENE 1IN	\$378.00	\$131.00	\$57.00
2502	812-2370	PUMP DIAPHRAGM ALUM/CAST IRON 1IN	\$287.00	\$115.00	\$41.00
2503	812-2390	PUMP DIAPHRAGM POLYPROPYLENE 2IN	\$912.00	\$452.00	\$158.00
2504	812-2400	PUMP DIAPHRAGM SS 2IN	\$912.00	\$452.00	\$158.00
2505	812-2410	PUMP DIAPHRAGM ALUMINUM 2IN	\$304.00	\$172.00	\$65.00
2506	812-2415	PUMP DIAPHRAGM 3IN	\$473.00	\$207.00	\$77.00
2507	812-2430	PUMP DIAPHRAGM POLYPROPYLENE 3IN	\$1,134.00	\$554.00	\$178.00
2508	812-2440	PUMP DIAPHRAGM SS 3IN	\$1,134.00	\$554.00	\$178.00
2509	812-2450	PUMP DIAPHRAGM ALUMINUM 3IN	\$473.00	\$207.00	\$77.00
2510	813-2450	PUMP BOOSTER 7.5HP 2IN ELEC	\$536.00	\$211.00	\$77.00
2511	813-2460	PUMP BOOSTER 20HP 1-1/2IN ELEC	\$806.00	\$302.00	\$105.00
2512	813-2470	PUMP BOOSTER 15HP 2IN ELEC	\$860.00	\$325.00	\$113.00
2513	813-2500	PUMP BOOSTER 20HP 3IN ELEC	\$945.00	\$364.00	\$130.00
2514	813-2510	PUMP BOOSTER 30HP 3IN ELEC	\$1,013.00	\$401.00	\$146.00
2515	813-2520	PUMP BOOSTER 4IN ELEC	\$1,350.00	\$540.00	\$203.00
2516	813-2530	PUMP BOOSTER SEWAGE 50HP ELEC	\$2,552.00	\$964.00	\$340.00
2517	813-2540	PUMP SUBMERSIBLE SEWAGE 7.5HP	\$922.00	\$345.00	\$122.00
2518	813-2550	PUMP BOOSTER 5HP ELEC	\$536.00	\$211.00	\$77.00
2519	813-2560	PUMP BOOSTER 60HP 480V 2X4X9.5IN ELEC	\$1,620.00	\$631.00	\$239.00
<b>2520</b>	<b>813-2570</b>	<b>PUMP BOOSTER 50HP 460V 2X4X9.5IN ELEC</b>	<b>\$1,620.00</b>	<b>\$631.00</b>	<b>\$239.00</b>
2521	813-2590	PUMP BOOSTER SYSTEM VFD 460V	\$1,148.00	\$325.00	\$118.00
2522	813-2600	PUMP AGRICULTURE DRY PRIME 8X6 DSL	\$1,418.00	\$478.00	\$183.00
2523	813-2650	PUMP BOOSTER MED HEAD 4X4IN DSL	\$1,125.00	\$413.00	\$146.00
2524	813-2670	PUMP BOOSTER MED HEAD 6X4IN DSL	\$1,418.00	\$478.00	\$183.00
2525	814-1000	PUMP HYDRAULIC 10000 PSI FOR TOOLS AIR	\$1,031.00	\$391.00	\$102.00
2526	814-1002	PUMP HYDRAULIC 10000 PSI FOR TOOLS ELEC	\$1,031.00	\$391.00	\$102.00
2527	814-1005	PUMP HYDRAULIC SPLIT FLOW FOR LIFTING	\$1,080.00	\$306.00	\$102.00
2528	814-1050	GAUGE 1/4IN NPT 10000PSI LIQUID FILLED	\$28.00	\$9.00	\$4.00
2529	814-2610	POWER UNIT 10-14 HP HYD	\$1,098.00	\$401.00	\$108.00
2530	814-2620	POWER UNIT 15-20HP HYD	\$1,296.00	\$421.00	\$154.00
2531	814-2630	POWER UNIT 65HP HYD	\$1,872.00	\$612.00	\$257.00
2532	814-2633	POWER UNIT 68HP T4F HYD	\$2,160.00	\$689.00	\$264.00
2533	814-2640	POWER UNIT 162HP HYD	\$2,160.00	\$689.00	\$264.00
2534	814-2650	SLUDGEMASTER HYD	\$7,110.00	\$2,410.00	\$851.00
<b>2535</b>	<b>816-2680</b>	<b>PUMP FLOWMETER 10IN</b>	<b>\$498.00</b>	<b>\$184.00</b>	<b>\$65.00</b>
2536	816-2682	PUMP FLOWMETER 12IN	\$498.00	\$184.00	\$65.00
2537	816-2688	PUMP FLOWMETER 18 IN	\$498.00	\$184.00	\$65.00
2538	816-2700	PUMP FLOWMETER 3IN	\$230.00	\$77.00	\$24.00
2539	816-2710	PUMP FLOWMETER 4IN	\$299.00	\$100.00	\$32.00
2540	816-2720	PUMP FLOWMETER 6IN	\$345.00	\$115.00	\$41.00
2541	816-2730	PUMP FLOWMETER 8IN	\$440.00	\$149.00	\$53.00
2542	816-2740	FLOW METER	\$104.00	\$34.00	\$13.00
2543	817-2750	PIPE MANIFOLD 12IN	\$498.00	\$248.00	\$122.00
2544	817-2760	PIPE MANIFOLD 18IN	\$574.00	\$284.00	\$138.00
2545	818-2810	PIPE PLUG MUNI 15-30IN	\$918.00	\$421.00	\$122.00
2546	818-2830	PIPE PLUG MUNI 24-48IN	\$1,729.00	\$574.00	\$203.00
2547	819-2850	HOSE ROAD CROSSING RAMP	\$689.00	\$264.00	\$102.00
2548	820-2860	ROAD CROSSING LAY FLAT 12IN	\$612.00	\$241.00	\$94.00
2549	820-2870	ROAD CROSSING PUMP DIVISION 12IN	\$574.00	\$172.00	\$89.00
2550	820-2880	ROAD CROSSING PUMP DIVISION 8IN	\$498.00	\$153.00	\$77.00



**EXHIBIT A.1**  
**PRICING SCHEDULE - OMNIA PLATINUM**

	<b>CAT CLASS</b>	<b>DESCRIPTION</b>	<b>MONTH</b>	<b>WEEK</b>	<b>DAY</b>
2551	820-2890	ROAD CROSSING PUMP DIVISION DB WIDE 12IN	\$968.00	\$345.00	\$110.00
2552	820-2900	ROAD CROSSING PUMP DIVISION 6IN	\$495.00	\$131.00	\$61.00
<b>2553</b>	<b>821-2910</b>	<b>PUMP HEAD PONTOON HDPE 12IN HYD</b>	<b>\$426.00</b>	<b>\$239.00</b>	<b>\$90.00</b>
2554	821-2920	PONTOON FLOAT SUBMERSIBLE STEEL 12IN	\$192.00	\$95.00	\$49.00
<b>2555</b>	<b>821-2930</b>	<b>TANK WATER 10000 GAL</b>	<b>\$2,187.00</b>	<b>\$729.00</b>	<b>\$257.00</b>
<b>2556</b>	<b>821-2935</b>	<b>TANK BLADDER 317 GAL 250 PSI</b>	<b>\$648.00</b>	<b>\$284.00</b>	<b>\$129.00</b>
2557	821-2950	PUMP DIVISION ENGINE 6 CYL DEUTZ	\$2,880.00	\$1,052.00	\$345.00
2558	821-2970	PUMP SEALED PRIME HIGH HEAD 5X4 DSL	\$4,320.00	\$1,569.00	\$527.00
<b>2559</b>	<b>821-2980</b>	<b>PUMP BOOSTER 125HP 460V ELEC</b>	<b>\$4,617.00</b>	<b>\$1,600.00</b>	<b>\$599.00</b>
2560	821-2990	VFD PANEL 5HP	\$547.00	\$199.00	\$73.00
<b>2561</b>	<b>821-3020</b>	<b>FUSION MACHINE 2 - 8 IN</b>	<b>\$1,796.00</b>	<b>\$567.00</b>	<b>\$214.00</b>
<b>2562</b>	<b>821-3030</b>	<b>FUSION MACHINE 6 - 18 IN</b>	<b>\$7,263.00</b>	<b>\$2,484.00</b>	<b>\$883.00</b>
<b>2563</b>	<b>821-3055</b>	<b>PUMP MONITOR KIT MODEM W/SOLAR PANELS</b>	<b>\$170.00</b>	<b>\$82.00</b>	<b>\$43.00</b>
<b>2564</b>	<b>821-3105</b>	<b>DATA LOGGER FOR FUSION MACHINE</b>	<b>\$972.00</b>	<b>\$324.00</b>	<b>\$171.00</b>
2565	902-1100	POINT F/TE-S DEMO HAMMER	\$57.00	\$19.00	\$6.00
2566	902-1105	NARROW CHISEL F/TE-S DEMO HAMMER	\$57.00	\$19.00	\$6.00
2567	902-1110	WIDE CHISEL F/TE-S DEMO HAMMER	\$71.00	\$24.00	\$8.00
2568	902-1140	FLEX BLADE HOLDER F/TE-S HAMMER	\$179.00	\$60.00	\$21.00
2569	902-5100	POINT F/BREAKER 1 SHANK	\$56.00	\$19.00	\$6.00
2570	902-5105	NARROW CHISEL F/BREAKER 1 SHANK	\$56.00	\$19.00	\$6.00
2571	902-5110	WIDE CHISEL F/BREAKER 1 SHANK	\$70.00	\$23.00	\$8.00
2572	902-5125	CLAY SPADE F/BREAKER 1 SHANK	\$71.00	\$24.00	\$8.00
2573	902-5200	POINT F/BREAKER 1-1/8 SHANK	\$70.00	\$23.00	\$8.00
2574	902-5205	NARROW CHISEL F/BREAKER 1-1/8 SHANK	\$70.00	\$23.00	\$8.00
2575	902-5210	WIDE CHISEL F/BREAKER 1-1/8 SHANK	\$70.00	\$23.00	\$8.00
2576	902-5215	ASPHALT CUTTER F/BREAKER 1-1/8 SHANK	\$85.00	\$29.00	\$10.00
2577	902-5225	CLAY SPADE F/BREAKER 1-1/8 SHANK	\$86.00	\$29.00	\$10.00
2578	902-5300	POINT F/BREAKER 1-1/4 SHANK	\$70.00	\$23.00	\$8.00
2579	902-5305	NARROW CHISEL F/BREAKER 1-1/4 SHANK	\$70.00	\$23.00	\$8.00
2580	902-5400	MOIL POINT F/RCRS CHIPPER	\$56.00	\$19.00	\$6.00
2581	902-5405	NARROW CHISEL F/RCRS CHIPPER	\$56.00	\$19.00	\$6.00
2582	902-5430	BUSHING TOOL F/RCRS CHIPPER	\$113.00	\$38.00	\$13.00
2583	902-5505	NARROW CHISEL F/OCRS CHIPPER	\$59.00	\$20.00	\$6.00
2584	902-5850	POINT F/JUMBO RIVET BUSTER	\$57.00	\$19.00	\$6.00
2585	902-5855	CHISEL F/JUMBO RIVET BUSTER	\$57.00	\$19.00	\$6.00
2586	902-6100	EACH CARBIDE SLIDE ON STRIPSERT LT	\$140.00	\$48.00	\$16.00
2587	902-6102	EACH CARBIDE SLIDE ON STRIPSERT RT	\$140.00	\$48.00	\$16.00
2588	902-6135	EACH DYMADOT DBL GRIND DOT PAD GRY 30GR	\$140.00	\$47.00	\$16.00
2589	902-6170	EACH DYMASEG GRIND SEG GRY 18GR	\$140.00	\$47.00	\$16.00
2590	902-6229	DIAMOND INSERTS F/FLOOR GRINDER	\$675.00	\$270.00	\$113.00
2591	902-6243	CARBIDE GRINDING HEAD 17	\$634.00	\$211.00	\$70.00
2592	902-6500	PRESSURE WASHER HOSE 3/8X50	\$31.00	\$11.00	\$4.00
2593	902-6508	TELESCOPING WASHER WAND TO 12 FT	\$144.00	\$50.00	\$18.00
2594	902-6517	COLD WATER PRESSURE WASHER GUN / WAND	\$44.00	\$14.00	\$5.00
2595	902-6533	ROTARY SURFACE CLEANER 18-20 W/O WHLS	\$248.00	\$84.00	\$29.00
2596	903-1000	DIAMOND HI SPD BLADE CONCRETE 12-16	\$177.00	\$59.00	\$21.00
2597	903-1010	DIAMOND HI SPD BLADE ASPHALT 12-16	\$177.00	\$59.00	\$21.00
2598	903-1050	DIAMOND ROAD SAW BLD CONCRETE 14-16	\$401.00	\$134.00	\$45.00
2599	903-1060	DIAMOND ROAD SAW BLD ASPHALT 14-16	\$393.00	\$133.00	\$45.00
2600	903-1070	DIAMOND ROAD SAW BLD CONCRETE 18-22	\$707.00	\$239.00	\$80.00

**EXHIBIT A.1**  
**PRICING SCHEDULE - OMNIA PLATINUM**

	<b>CAT CLASS</b>	<b>DESCRIPTION</b>	<b>MONTH</b>	<b>WEEK</b>	<b>DAY</b>
2601	903-1080	DIAMOND ROAD SAW BLD ASPHALT 18-22	\$707.00	\$239.00	\$80.00
2602	903-1090	DIAMOND ROAD SAW BLD CONCRETE 24-28	\$1,066.00	\$360.00	\$122.00
2603	903-1100	DIAMOND ROAD SAW BLD ASPHALT 24-28	\$1,094.00	\$365.00	\$122.00
2604	903-1110	DIAMOND ROAD SAW BLD CONCRETE 30-36	\$1,433.00	\$487.00	\$166.00
2605	903-1120	DIAMOND ROAD SAW BLD ASPHALT 30-36	\$1,433.00	\$487.00	\$166.00
2606	903-2070	DIAMOND CORE BIT 2	\$178.00	\$60.00	\$21.00
2607	903-2080	DIAMOND CORE BIT 2-1/2	\$178.00	\$60.00	\$21.00
2608	903-2085	DIAMOND CORE BIT 3	\$214.00	\$73.00	\$24.00
2609	903-2090	DIAMOND CORE BIT 3-1/2	\$215.00	\$73.00	\$25.00
2610	903-2095	DIAMOND CORE BIT 4	\$251.00	\$86.00	\$29.00
2611	903-2100	DIAMOND CORE BIT 4-1/2	\$252.00	\$86.00	\$30.00
2612	903-2110	DIAMOND CORE BIT 5	\$288.00	\$98.00	\$33.00
2613	903-2125	DIAMOND CORE BIT 6	\$428.00	\$146.00	\$50.00
2614	903-2150	DIAMOND CORE BIT 8	\$678.00	\$230.00	\$78.00
2615	903-2170	DIAMOND CORE BIT 10	\$923.00	\$312.00	\$105.00
2616	903-2180	DIAMOND CORE BIT 12	\$1,275.00	\$430.00	\$145.00
2617	904-0010	SKIDSTEER AUGER EXTENSION 24	\$159.00	\$57.00	\$19.00
2618	904-0020	SKIDSTEER AUGER EXTENSION 36	\$219.00	\$71.00	\$19.00
2619	904-0030	SKIDSTEER AUGER EXTENSION 48	\$205.00	\$74.00	\$21.00
2620	904-1015	SKIDSTEER AUGER BIT 6	\$251.00	\$102.00	\$30.00
2621	904-1025	SKIDSTEER AUGER BIT 9	\$212.00	\$97.00	\$27.00
2622	904-1035	SKIDSTEER AUGER BIT 12	\$237.00	\$113.00	\$32.00
2623	904-1050	SKIDSTEER AUGER BIT 16	\$196.00	\$76.00	\$23.00
2624	904-1055	SKIDSTEER AUGER BIT 18	\$263.00	\$126.00	\$35.00
2625	904-1065	SKIDSTEER AUGER BIT 24	\$303.00	\$129.00	\$41.00
2626	904-1070	SKIDSTEER AUGER BIT 30	\$345.00	\$150.00	\$46.00
2627	904-1075	SKIDSTEER AUGER BIT 36	\$429.00	\$181.00	\$58.00
2628	911-3325	JOHNSON BAR WHEELED PRY	\$90.00	\$36.00	\$14.00
2629	911-4631	PIPE MOUNTING CLAMP F/HACKSAW 4-12 PIPE	\$518.00	\$134.00	\$34.00
2630	911-6600	PUSH/PULL LAWN ROLLER 24	\$69.00	\$34.00	\$15.00
2631	911-8188	MANUAL REBAR CUTTER / BENDER 5/8 CAP	\$219.00	\$73.00	\$24.00
2632	912-0200	UNIV DIE HEAD F/535 & 300 1/8-2 RH NPT	\$87.00	\$29.00	\$10.00
2633	912-1500	ADJ PIPE STAND W/ V-HEAD	\$99.00	\$32.00	\$9.00
2634	912-1510	PIPE DOLLY	\$325.00	\$122.00	\$48.00
2635	912-1520	TRISTAND PIPE VISE	\$146.00	\$49.00	\$16.00
2636	912-3110	CABLE ROLLER FOR RIGTTIGHT SYSTEM	\$25.00	\$10.00	\$5.00
2637	912-3200	STRAIGHT CABLE ROLLER F/12-18 TRAY	\$19.00	\$9.00	\$3.00
2638	912-3202	STRAIGHT CABLE ROLLER F/20-24 TRAY	\$19.00	\$9.00	\$3.00
2639	912-3204	STRAIGHT CABLE ROLLER F/24-30 TRAY	\$54.00	\$26.00	\$12.00
2640	912-3206	STRAIGHT CABLE ROLLER F/30-36 TRAY	\$54.00	\$26.00	\$12.00
2641	912-3212	RADIUS CABLE ROLLER F/20-24 TRAY	\$19.00	\$9.00	\$3.00
2642	912-3214	RADIUS CABLE ROLLER F/24-30 TRAY	\$54.00	\$26.00	\$12.00
2643	912-3232	CONVEYOR PULLING SHEAVE W/8 ROLLERS 36	\$233.00	\$78.00	\$26.00
2644	912-3234	CONVEYOR PULLING SHEAVE W/10 ROLLER 48	\$158.00	\$53.00	\$17.00
2645	912-3246	TRAY SHEAVE 658 STYLE 12IN	\$62.00	\$21.00	\$7.00
2646	912-3248	TRIPLE SHEAVE CABLE GUIDE WITH HOOK	\$122.00	\$41.00	\$20.00
2647	912-4000	SKY WELDER, 280A	\$323.00	\$134.00	\$61.00
2648	912-4500	WELDING CABLE EXTENSION 1/0X50	\$67.00	\$31.00	\$14.00
2649	912-4503	WELDING CABLE EXTENSION 1/0X100	\$150.00	\$77.00	\$29.00
2650	912-4506	WELDING CABLE W/ GROUND CLAMP 1/0X50	\$57.00	\$25.00	\$11.00



**EXHIBIT A.1**  
**PRICING SCHEDULE - OMNIA PLATINUM**

	<b>CAT CLASS</b>	<b>DESCRIPTION</b>	<b>MONTH</b>	<b>WEEK</b>	<b>DAY</b>
2651	912-4509	WELDING CABLE W/ GROUND CLAMP 1/0X100	\$101.00	\$44.00	\$20.00
2652	912-4530	WELDING CABLE EXTENSION 2/0X50	\$61.00	\$27.00	\$13.00
2653	912-4533	WELDING CABLE EXTENSION 2/0X100	\$102.00	\$47.00	\$19.00
2654	912-4536	WELDING CABLE W/ GROUND CLAMP 2/0X50	\$59.00	\$27.00	\$13.00
2655	912-4542	WELDING CABLE WHIP W/GRND CLAMP 2/0	\$32.00	\$16.00	\$9.00
2656	912-4545	WELDING CABLE W/ ROD HOLDER 2/0X50	\$59.00	\$27.00	\$13.00
2657	912-4551	WELDING CABLE WHIP W/ROD HLDR 2/0	\$41.00	\$22.00	\$12.00
2658	912-4604	REMOTE OUTPUT CONTROL 14 PIN X 100	\$74.00	\$38.00	\$19.00
2659	912-4658	WELDER INVERTER CST RACK F/8 PACK	\$158.00	\$61.00	\$24.00
2660	912-5254	MANUAL FLANGE SPREADER 150# 2-20	\$63.00	\$24.00	\$9.00
2661	913-1006	CONTAINMENT BERM 4X4	\$90.00	\$32.00	\$14.00
2662	913-1012	CONTAINMENT BERM 6X6	\$248.00	\$90.00	\$36.00
2663	913-1015	CONTAINMENT BERM 6X8	\$248.00	\$90.00	\$36.00
2664	913-1016	CONTAINMENT BERM 6X10	\$248.00	\$90.00	\$36.00
2665	913-1018	CONTAINMENT BERM 6X14	\$248.00	\$90.00	\$36.00
2666	913-1021	CONTAINMENT BERM 7X11	\$248.00	\$90.00	\$36.00
2667	913-1022	CONTAINMENT BERM 7X14	\$248.00	\$90.00	\$36.00
2668	913-1023	CONTAINMENT BERM 7X13	\$248.00	\$90.00	\$36.00
2669	913-1024	CONTAINMENT BERM 8X8	\$270.00	\$99.00	\$41.00
2670	913-1027	CONTAINMENT BERM 8X10	\$270.00	\$99.00	\$41.00
2671	913-1030	CONTAINMENT BERM 8X12	\$270.00	\$99.00	\$41.00
2672	913-1031	CONTAINMENT BERM 8X14	\$270.00	\$99.00	\$41.00
2673	913-1033	CONTAINMENT BERM 8X16	\$270.00	\$99.00	\$41.00
2674	913-1036	CONTAINMENT BERM 9X12	\$270.00	\$99.00	\$41.00
2675	913-1037	CONTAINMENT BERM 9X18	\$270.00	\$99.00	\$41.00
2676	913-1039	CONTAINMENT BERM 10X10	\$405.00	\$149.00	\$59.00
2677	913-1042	CONTAINMENT BERM 10X12	\$405.00	\$149.00	\$59.00
2678	913-1045	CONTAINMENT BERM 10X14	\$405.00	\$149.00	\$59.00
2679	913-1048	CONTAINMENT BERM 10X20	\$405.00	\$149.00	\$59.00
2680	913-1051	CONTAINMENT BERM 12X12	\$405.00	\$149.00	\$59.00
2681	913-1054	CONTAINMENT BERM 12X16	\$405.00	\$149.00	\$59.00
2682	913-1057	CONTAINMENT BERM 12X20	\$540.00	\$198.00	\$81.00
2683	913-1060	CONTAINMENT BERM 12X25	\$540.00	\$198.00	\$81.00
2684	913-1065	CONTAINMENT BERM 12X36	\$675.00	\$252.00	\$99.00
2685	913-1068	CONTAINMENT BERM 12X50	\$675.00	\$252.00	\$99.00
2686	913-1508	DIESEL EXHST SCRUBBER 91HP AND ABOVE	\$350.00	\$164.00	\$64.00
2687	913-2208	TRUCK TOOLBOX FUEL TANK COMBO 70-100 GAL	\$102.00	\$87.00	\$79.00
2688	913-2236	FUEL TANK 500 GALLON	\$623.00	\$212.00	\$78.00
2689	913-2250	PROPANE TANK 5 GAL/20#	\$60.00	\$28.00	\$12.00
2690	913-2252	PROPANE TANK 7 GAL/30#	\$59.00	\$32.00	\$14.00
2691	913-2254	FORKLIFT PROPANE TANK 8 GAL/33#	\$72.00	\$35.00	\$12.00
2692	913-2256	PROPANE TANK 10 GAL/40#	\$80.00	\$40.00	\$16.00
2693	913-2260	PROPANE TANK 25 GAL/100#	\$80.00	\$40.00	\$12.00
2694	913-2512	WORKSTATION PORTABLE	\$289.00	\$101.00	\$23.00
2695	913-2550	TRUCK ACCESSORY/UTILITY RACK	\$104.00	\$44.00	\$21.00
2696	913-2560	PICK UP TRUCK CAP/COVER	\$115.00	\$49.00	\$25.00
2697	913-2630	HOSE & PIPE STORAGE RACK	\$88.00	\$37.00	\$16.00
2698	913-2700	GPS EQUIPPED BASIC SERVICE	\$78.00	\$26.00	\$17.00
2699	913-2720	PUMP MONITOR KIT: MODEM/SOLAR PANL	\$170.00	\$82.00	\$41.00
2700	913-3052	SAFETY HARNESS & LANYARD KIT	\$111.00	\$40.00	\$20.00

**EXHIBIT A.1**  
**PRICING SCHEDULE - OMNIA PLATINUM**

	<b>CAT CLASS</b>	<b>DESCRIPTION</b>	<b>MONTH</b>	<b>WEEK</b>	<b>DAY</b>
2701	913-3060	ZIP WALL PACKAGE 4X12 POLES/2 ZIPPER	\$63.00	\$32.00	\$18.00
2702	913-3070	EYEWASH STATION	\$320.00	\$110.00	\$37.00
2703	913-3415	TRAFFIC SIGN ROAD WORK AHEAD	\$100.00	\$50.00	\$17.00
2704	913-3478	TRAFFIC SIGN SIDEWALK CLOSED	\$118.00	\$59.00	\$20.00
2705	913-3703	REFL TRAFFIC BARRICADE W/O FLASHER 24	\$31.00	\$14.00	\$7.00
2706	913-3704	REFL TRAFFIC BARRICADE W/FLASHER 24	\$34.00	\$17.00	\$10.00
2707	913-3712	REFL TRAFFIC DELINEATOR W/BASE 42	\$20.00	\$10.00	\$5.00
2708	913-3747	TRAFFIC CONE	\$16.00	\$8.00	\$4.00
2709	913-3760	WATER FILLED TRAFFIC BARRICADE ORANGE	\$104.00	\$41.00	\$21.00
2710	913-3762	WATER FILLED TRAFFIC BARRICADE WHITE	\$84.00	\$29.00	\$10.00
2711	913-3766	WATER/CABLE TRAFFIC TL1/TL2 BARRICADE OR	\$104.00	\$41.00	\$21.00
2712	913-3767	WATER/CABLE TRAFFIC TL1/TL2 BARRICADE WH	\$144.00	\$50.00	\$23.00
2713	913-3770	PEDESTRIAN BARRICADE ADA ORG 72X38	\$72.00	\$23.00	\$9.00
2714	913-3771	PEDESTRIAN BARRICADE ADA WHT 72X38	\$72.00	\$23.00	\$9.00
2715	913-3780	WATER BARRICADE FENCE PANEL 4X6	\$45.00	\$18.00	\$5.00
2716	913-3782	WATER BARRICADE SINGLE GATE 6X6 COMPLETE	\$63.00	\$23.00	\$9.00
2717	913-3830	CROWD CONTROL BARRICADE 48X8	\$61.00	\$21.00	\$9.00
2718	913-3850	TOW BAR F/ARCHER VEHICLE BARRICADE	\$243.00	\$81.00	\$17.00
2719	913-3852	ARRESTOR CABLE F/ARCHER BARRIER 4	\$122.00	\$45.00	\$9.00
2720	913-3854	ARRESTOR CABLE F/ARCHER BARRIER 10	\$324.00	\$104.00	\$21.00
2721	913-3860	NOISE REDUCTION WALL PANEL 81X52IN	\$50.00	\$18.00	\$9.00
2722	913-4004	COMBINATION HITCH PINTLE & 2 BALL	\$69.00	\$33.00	\$12.00
2723	913-4006	COMBINATION HITCH PINTLE & 2-5/16 BALL	\$69.00	\$27.00	\$12.00
2724	913-4106	TIE DOWN BINDER CHAIN G7 3/8 10-16	\$51.00	\$22.00	\$9.00
2725	913-4110	TIE DOWN BINDER CHAIN G7 3/8X20	\$24.00	\$14.00	\$7.00
2726	913-4122	RATCHET LOAD BINDER F/3/8-1/2 CHAIN	\$34.00	\$17.00	\$8.00
2727	913-4502	ROAD PLATE 5X8	\$569.00	\$189.00	\$95.00
2728	913-4504	ROAD PLATE 5X10	\$327.00	\$122.00	\$47.00
2729	913-4508	ROAD PLATE 8X10	\$329.00	\$117.00	\$41.00
2730	913-4516	ROAD PLATE 8X20	\$627.00	\$227.00	\$91.00
2731	913-5130	LED AREA LIGHT W/TRIPOD	\$336.00	\$112.00	\$37.00
2732	913-5134	LED WORK LIGHT W/TRIPOD DUAL HEAD	\$150.00	\$73.00	\$37.00
2733	913-5152	EXP PRF LED AREA LIGHT 75W 120V	\$608.00	\$243.00	\$81.00
2734	913-5210	TEMPORARY LIGHT STRING 50	\$68.00	\$27.00	\$11.00
2735	913-5212	TEMPORARY LIGHT STRING 100	\$149.00	\$70.00	\$23.00
2736	913-6000	TEMPORARY WALL ACCESSORY CART	\$156.00	\$77.00	\$77.00
2737	913-6005	TEMPORARY WALL MOBILITY CART	\$108.00	\$54.00	\$54.00
2738	913-6010	TEMPORARY WALL RIGHT SIDE INTERFACE	\$61.00	\$31.00	\$31.00
2739	913-6015	TEMPORARY WALL LEFT SIDE INTERFACE	\$61.00	\$31.00	\$31.00
2740	913-6020	TEMPORARY WALL FLEXIBLE CORNER	\$48.00	\$23.00	\$23.00
2741	913-6025	TEMPORARY WALL FILLER PANEL KIT	\$34.00	\$18.00	\$18.00
2742	913-6035	HINGED DOOR MODULE 42 IN	\$337.00	\$169.00	\$169.00
2743	913-6040	SLIDING DOOR MODULE 42 IN	\$404.00	\$202.00	\$202.00
2744	913-6050	TEMPORARY WALL MODULE 12 IN	\$108.00	\$54.00	\$54.00
2745	913-6055	TEMPORARY WALL MODULE 18 IN	\$122.00	\$61.00	\$61.00
2746	913-6060	TEMPORARY WALL MODULE 24 IN	\$135.00	\$68.00	\$68.00
2747	913-6065	TEMPORARY WALL MODULE 32 IN	\$142.00	\$71.00	\$71.00
2748	913-6070	TEMPORARY WALL MODULE 42 IN	\$162.00	\$81.00	\$81.00
2749	913-6075	SINGLE ROOM PRESSURE MONITOR	\$188.00	\$95.00	\$95.00
2750	913-6080	NEGATIVE AIR MGMT PANEL 24 IN	\$176.00	\$88.00	\$88.00

**EXHIBIT A.1**  
**PRICING SCHEDULE - OMNIA PLATINUM**

	<b>CAT CLASS</b>	<b>DESCRIPTION</b>	<b>MONTH</b>	<b>WEEK</b>	<b>DAY</b>
2751	920-1003	INCREASER / REDUCER 3X2	\$31.00	\$13.00	\$6.00
2752	920-1009	INCREASER / REDUCER 4X3	\$57.00	\$21.00	\$9.00
2753	920-1024	INCREASER / REDUCER 6X3	\$130.00	\$44.00	\$15.00
2754	920-1027	INCREASER / REDUCER 6X4	\$149.00	\$50.00	\$17.00
2755	920-1039	INCREASER / REDUCER 8X6	\$28.00	\$23.00	\$21.00
2756	920-1054	INCREASER / REDUCER 10X8	\$138.00	\$50.00	\$17.00
2757	920-1066	INCREASER / REDUCER 12X6	\$169.00	\$57.00	\$51.00
2758	920-1069	INCREASER / REDUCER 12X8	\$188.00	\$63.00	\$22.00
2759	920-1072	INCREASER / REDUCER 12X10	\$187.00	\$62.00	\$22.00
2760	920-1095	INCREASER / REDUCER 14X12	\$63.00	\$22.00	\$7.00
2761	920-1115	INCREASER / REDUCER 16X12	\$308.00	\$107.00	\$37.00
2762	920-1130	INCREASER / REDUCER 18X12	\$96.00	\$33.00	\$16.00
2763	920-1159	INCREASER / REDUCER 20X18	\$262.00	\$88.00	\$30.00
2764	920-2018	PIPE 90 DEG ELL 4 IN BY VARIOUS OUTPUT	\$23.00	\$10.00	\$5.00
2765	920-2024	PIPE 90 DEG ELL 6 IN BY VARIOUS OUTPUT	\$38.00	\$16.00	\$9.00
2766	920-2028	PIPE 45 DEG ELL 8 IN BY VARIOUS OUTPUT	\$26.00	\$24.00	\$23.00
2767	920-2030	PIPE 90 DEG ELL 8 IN BY VARIOUS OUTPUT	\$88.00	\$39.00	\$23.00
2768	920-2036	PIPE 90 DEG ELL 10 IN BY VARIOUS OUTPUT	\$174.00	\$59.00	\$21.00
2769	920-2040	PIPE 45 DEG ELL 12 IN BY VARIOUS OUTPUT	\$85.00	\$70.00	\$66.00
2770	920-2042	PIPE 90 DEG ELL 12 IN BY VARIOUS OUTPUT	\$212.00	\$70.00	\$24.00
2771	920-2109	PIPE TEE 4 IN BY VARIOUS OUTPUT	\$89.00	\$31.00	\$12.00
2772	920-2112	PIPE TEE 6 IN BY VARIOUS OUTPUT	\$74.00	\$26.00	\$10.00
2773	920-2115	PIPE TEE 8 IN BY VARIOUS OUTPUT	\$95.00	\$32.00	\$12.00
2774	920-2121	PIPE TEE 12 IN BY VARIOUS OUTPUT	\$234.00	\$228.00	\$228.00
2775	920-2168	PIPE WYE 12 IN BY VARIOUS OUTPUT	\$126.00	\$48.00	\$20.00
2776	920-2334	PIPE ADAPTER 6 FLANGE X F NPT	\$104.00	\$35.00	\$13.00
2777	920-2340	PIPE ADAPTER 8 FLANGE X F BAUER	\$26.00	\$23.00	\$20.00
2778	920-2341	PIPE ADAPTER 8 FLANGE X M BAUER	\$27.00	\$23.00	\$21.00
2779	920-2772	PIPE ADAPTER 4 F CAM X F NPT TYPE D	\$33.00	\$13.00	\$5.00
2780	920-3309	SUCTION HOSE STRAINER 4	\$148.00	\$50.00	\$17.00
2781	920-3312	SUCTION HOSE STRAINER 6	\$58.00	\$32.00	\$19.00
2782	920-3315	SUCTION HOSE STRAINER 8	\$123.00	\$42.00	\$14.00
2783	920-3509	WATER PIPE / HOSE MANIFOLD 4	\$244.00	\$82.00	\$29.00
2784	920-3512	WATER PIPE / HOSE MANIFOLD 6	\$302.00	\$114.00	\$39.00
2785	920-3515	WATER PIPE / HOSE MANIFOLD 8	\$383.00	\$122.00	\$41.00
2786	920-3521	WATER PIPE / HOSE MANIFOLD 12	\$573.00	\$206.00	\$84.00
2787	920-3610	PUMP CONTROL PANEL AUTOMATIC	\$147.00	\$49.00	\$16.00
2788	920-3620	PUMP CONTROL PANEL MANUAL	\$102.00	\$34.00	\$13.00
2789	920-3640	WATER PUMP FLOAT SWITCH SINGLE	\$37.00	\$13.00	\$5.00
2790	920-3650	SUBMERSIBLE PUMP RAFT	\$307.00	\$100.00	\$34.00
2791	920-3680	MAGNETIC GPM FLOW METER INDICATOR/TOTAL	\$459.00	\$153.00	\$51.00
2792	920-4215	GATE VALVE 4	\$124.00	\$82.00	\$29.00
2793	920-4220	GATE VALVE 6	\$229.00	\$77.00	\$26.00
2794	920-4225	GATE VALVE 8	\$138.00	\$52.00	\$20.00
2795	920-4230	GATE VALVE 10	\$109.00	\$37.00	\$32.00
2796	920-4235	GATE VALVE 12	\$117.00	\$40.00	\$14.00
2797	920-4340	CHECK VALVE 8	\$69.00	\$23.00	\$8.00
2798	920-4406	FLANGED BLEEDER VALVE 6	\$50.00	\$22.00	\$13.00
2799	920-6003	KANAFLEX SUCTION HOSE CAM CPLNG 2X20	\$59.00	\$20.00	\$7.00
2800	920-6006	KANAFLEX SUCTION HOSE CAM CPLNG 3X20	\$74.00	\$25.00	\$9.00

**EXHIBIT A.1**  
**PRICING SCHEDULE - OMNIA PLATINUM**

	<b>CAT CLASS</b>	<b>DESCRIPTION</b>	<b>MONTH</b>	<b>WEEK</b>	<b>DAY</b>
2801	920-6009	KANAFLEX SUCTION HOSE CAM CPLNG 4X20	\$103.00	\$35.00	\$12.00
2802	920-6011	KANAFLEX SUCTION HOSE CAM CPLNG 6X10	\$158.00	\$57.00	\$21.00
2803	920-6012	KANAFLEX SUCTION HOSE CAM CPLNG 6X20	\$257.00	\$97.00	\$39.00
2804	920-6014	KANAFLEX SUCTION HOSE CAM CPLNG 8X10	\$288.00	\$95.00	\$33.00
2805	920-6015	KANAFLEX SUCTION HOSE CAM CPLNG 8X20	\$437.00	\$153.00	\$50.00
2806	920-6029	KANAFLEX SUCTION HOSE BAUER CPLNG 4X20	\$158.00	\$53.00	\$18.00
2807	920-6032	KANAFLEX SUCTION HOSE BAUER CPLNG 6X20	\$264.00	\$87.00	\$31.00
2808	920-6035	KANAFLEX SUCTION HOSE BAUER CPLNG 8X20	\$389.00	\$158.00	\$73.00
2809	920-6040	KANAFLEX SUCTION HOSE BAUER CPLNG 12X10	\$401.00	\$135.00	\$46.00
2810	920-6041	KANAFLEX SUCTION HOSE BAUER CPLNG 12X20	\$745.00	\$248.00	\$85.00
2811	920-6203	PVC SUCTION HOSE CAM CPLNG 2X20	\$71.00	\$36.00	\$14.00
2812	920-6206	PVC SUCTION HOSE CAM CPLNG 3X20	\$104.00	\$46.00	\$18.00
2813	920-6209	PVC SUCTION HOSE CAM CPLNG 4X20	\$106.00	\$51.00	\$24.00
2814	920-6212	PVC SUCTION HOSE CAM CPLNG 6X20	\$140.00	\$49.00	\$16.00
2815	920-6400	RUBBER SUCTION HOSE CAM CPLNG 1X20	\$62.00	\$32.00	\$12.00
2816	920-6403	RUBBER SUCTION HOSE CAM CPLNG 2X20	\$69.00	\$34.00	\$15.00
2817	920-6406	RUBBER SUCTION HOSE CAM CPLNG 3X20	\$92.00	\$46.00	\$18.00
2818	920-6409	RUBBER SUCTION HOSE CAM CPLNG 4X20	\$484.00	\$162.00	\$55.00
2819	920-6411	RUBBER SUCTION HOSE CAM CPLNG 6X10	\$173.00	\$86.00	\$32.00
2820	920-6412	RUBBER SUCTION HOSE CAM CPLNG 6X20	\$236.00	\$114.00	\$50.00
2821	920-6429	RUBBER SUCTION HOSE BAUER CPLNG 4X20	\$372.00	\$124.00	\$41.00
2822	920-6432	RUBBER SUCTION HOSE BAUER CPLNG 6X20	\$203.00	\$89.00	\$44.00
2823	920-6434	RUBBER SUCTION HOSE BAUER CPLNG 8X10	\$221.00	\$109.00	\$56.00
2824	920-6435	RUBBER SUCTION HOSE BAUER CPLNG 8X20	\$483.00	\$169.00	\$86.00
2825	920-6437	RUBBER SUCTION HOSE BAUER CPLNG 10X10	\$485.00	\$169.00	\$86.00
2826	920-6440	RUBBER SUCTION HOSE BAUER CPLNG 12X10	\$330.00	\$122.00	\$50.00
2827	920-6482	RUBBER SUCTION HOSE VICT CPLNG 6X20	\$46.00	\$16.00	\$5.00
2828	920-6515	RUBBER SUCTION HOSE FLNG CPLNG 8X20	\$320.00	\$122.00	\$49.00
2829	920-6518	RUBBER SUCTION HOSE FLNG CPLNG 10X20	\$527.00	\$186.00	\$73.00
2830	920-6521	RUBBER SUCTION HOSE FLNG CPLNG 12X20	\$632.00	\$223.00	\$87.00
2831	920-6530	RUBBER SUCTION HOSE FLNG CPLNG 16X20	\$1,094.00	\$365.00	\$122.00
2832	920-6616	COMPOSITE DISCHARGE HOSE W/FLANGE 3X20	\$81.00	\$29.00	\$8.00
2833	920-6623	COMPOSITE DISCHARGE HOSE W/FLANGE 4X10	\$211.00	\$69.00	\$23.00
2834	920-6626	COMPOSITE DISCHARGE HOSE W/FLANGE 4X20	\$448.00	\$149.00	\$50.00
2835	920-6636	COMPOSITE DISCHARGE HOSE W/FLANGE 6X20	\$509.00	\$172.00	\$59.00
2836	920-6643	COMPOSITE DISCHARGE HOSE W/FLANGE 8X10	\$479.00	\$240.00	\$122.00
2837	920-6646	COMPOSITE DISCHARGE HOSE W/FLANGE 8X20	\$549.00	\$187.00	\$64.00
2838	920-6657	COMPOSITE DISCHARGE HOSE W/FLANGE 10X20	\$385.00	\$134.00	\$49.00
2839	920-6663	COMPOSITE DISCHARGE HOSE W/FLANGE 12X10	\$329.00	\$110.00	\$37.00
2840	920-6666	COMPOSITE DISCHARGE HOSE W/FLANGE 12X20	\$583.00	\$194.00	\$97.00
2841	920-6803	CANVAS FIRE HOSE 1-1/2X50	\$58.00	\$20.00	\$6.00
2842	920-6818	CANVAS FIRE HOSE 2-1/2X50	\$87.00	\$30.00	\$10.00
2843	920-6827	CANVAS FIRE HOSE 3X50	\$51.00	\$27.00	\$12.00
2844	920-7004	CHEMICAL HOSE W/SSTL CAMLOCK 1X20	\$135.00	\$45.00	\$16.00
2845	920-7014	CHEMICAL HOSE W/SSTL CAMLOCK 2X20	\$180.00	\$59.00	\$20.00
2846	920-7024	CHEMICAL HOSE W/SSTL CAMLOCK 3X20	\$225.00	\$63.00	\$23.00
2847	920-7034	CHEMICAL HOSE W/SSTL CAMLOCK 4X20	\$270.00	\$90.00	\$36.00
2848	920-7044	CHEMICAL HOSE W/SSTL CAMLOCK 6X20	\$315.00	\$108.00	\$41.00
2849	920-7054	CHEMICAL HOSE W/SSTL FLANGE 2X20	\$281.00	\$99.00	\$33.00
2850	920-7065	CHEMICAL HOSE W/SSTL FLANGE 3X20	\$413.00	\$139.00	\$48.00



**EXHIBIT A.1**  
**PRICING SCHEDULE - OMNIA PLATINUM**

	<b>CAT CLASS</b>	<b>DESCRIPTION</b>	<b>MONTH</b>	<b>WEEK</b>	<b>DAY</b>
2851	920-7074	CHEMICAL HOSE W/SSTL FLANGE 4X20	\$516.00	\$172.00	\$58.00
2852	920-7084	CHEMICAL HOSE W/SSTL FLANGE 6X20	\$605.00	\$203.00	\$67.00
2853	920-7103	ORAFLEX DISCHARGE HOSE CAM CPLNG 2X50	\$91.00	\$39.00	\$17.00
2854	920-7106	ORAFLEX DISCHARGE HOSE CAM CPLNG 3X50	\$145.00	\$55.00	\$19.00
2855	920-7109	ORAFLEX DISCHARGE HOSE CAM CPLNG 4X50	\$131.00	\$52.00	\$21.00
2856	920-7118	ORAFLEX DISCHARGE HOSE CAM CPLNG 6X50	\$232.00	\$88.00	\$35.00
2857	920-7121	ORAFLEX DISCHARGE HOSE CAM CPLNG 8X50	\$607.00	\$223.00	\$80.00
2858	920-7129	ORAFLEX DISCHARGE HOSE BAUER CPLNG 4X50	\$122.00	\$61.00	\$41.00
2859	920-7132	ORAFLEX DISCHARGE HOSE BAUER CPLNG 6X50	\$162.00	\$97.00	\$49.00
2860	920-7135	ORAFLEX DISCHARGE HOSE BAUER CPLNG 8X50	\$447.00	\$171.00	\$69.00
2861	920-7218	ORAFLEX DISCHARGE HOSE FLNG CPLNG 10X50	\$353.00	\$126.00	\$47.00
2862	920-7303	PVC DISCHARGE HOSE CAM CPLNG 2X50	\$57.00	\$19.00	\$6.00
2863	920-7306	PVC DISCHARGE HOSE CAM CPLNG 3X50	\$86.00	\$29.00	\$10.00
2864	920-7309	PVC DISCHARGE HOSE CAM CPLNG 4X50	\$129.00	\$43.00	\$14.00
2865	920-7312	PVC DISCHARGE HOSE CAM CPLNG 6X50	\$282.00	\$132.00	\$52.00
2866	920-7341	PVC DISCHARGE HOSE BAUER CPLNG 12X50	\$725.00	\$241.00	\$81.00
2867	920-7402	RUBBER DISCHARGE HOSE CAM CPLNG 2X25	\$37.00	\$18.00	\$10.00
2868	920-7403	RUBBER DISCHARGE HOSE CAM CPLNG 2X50	\$64.00	\$30.00	\$14.00
2869	920-7406	RUBBER DISCHARGE HOSE CAM CPLNG 3X50	\$75.00	\$28.00	\$13.00
2870	920-7408	RUBBER DISCHARGE HOSE CAM CPLNG 4X25	\$71.00	\$30.00	\$12.00
2871	920-7409	RUBBER DISCHARGE HOSE CAM CPLNG 4X50	\$139.00	\$59.00	\$25.00
2872	920-7412	RUBBER DISCHARGE HOSE CAM CPLNG 6X50	\$332.00	\$135.00	\$64.00
2873	920-7435	RUBBER DISCHARGE HOSE BAUER CPLNG 8X50	\$298.00	\$113.00	\$48.00
2874	920-7455	RUBBER DISCHARGE HOSE PIN CPLNG 3X25	\$53.00	\$20.00	\$8.00
2875	920-7515	RUBBER DISCHARGE HOSE FLNG CPLNG 8X50	\$871.00	\$292.00	\$97.00
2876	920-7518	RUBBER DISCHARGE HOSE FLNG CPLNG 10X50	\$890.00	\$291.00	\$98.00
2877	920-7521	RUBBER DISCHARGE HOSE FLNG CPLNG 12X50	\$1,458.00	\$486.00	\$162.00
2878	920-7705	OIL SUCT/DISCH HOSE FLNG CPLNG 2X20	\$308.00	\$104.00	\$35.00
2879	920-7715	OIL SUCT/DISCH HOSE FLNG CPLNG 3X20	\$350.00	\$117.00	\$38.00
2880	920-7720	OIL SUCT/DISCH HOSE 4XSPECIAL LE	\$352.00	\$119.00	\$41.00
2881	920-7725	OIL SUCT/DISCH HOSE FLNG CPLNG 4X20	\$203.00	\$108.00	\$54.00
2882	920-7735	OIL SUCT/DISCH HOSE FLNG CPLNG 6X20	\$360.00	\$171.00	\$57.00
2883	920-7745	OIL SUCT/DISCH HOSE FLNG CPLNG 8X20	\$450.00	\$193.00	\$65.00
2884	920-7755	OIL SUCT/DISCH HOSE FLNG CPLNG 10X20	\$540.00	\$248.00	\$83.00
2885	920-7762	OIL SUCT/DISCH HOSE FLNG CPLNG 12X10	\$630.00	\$285.00	\$96.00
2886	920-7765	OIL SUCT/DISCH HOSE FLNG CPLNG 12X20	\$926.00	\$309.00	\$104.00
2887	920-7772	OIL SUCT/DISCH HOSE FLNG CPLNG 14X10	\$928.00	\$311.00	\$104.00
2888	920-7903	STAINLESS STEEL HOSE MNPT CPLNG 3/4X50	\$91.00	\$31.00	\$10.00
2889	920-7905	STAINLESS STEEL HOSE 1X20	\$79.00	\$40.00	\$14.00
2890	920-7910	STAINLESS STEEL HOSE 1X50	\$145.00	\$59.00	\$23.00
2891	920-7915	STAINLESS STEEL HOSE 2X20	\$289.00	\$98.00	\$33.00
2892	920-7916	STAINLESS STEEL HOSE 2X20 W/300# FLNG	\$329.00	\$110.00	\$37.00
2893	920-7925	STAINLESS STEEL HOSE 3X20	\$347.00	\$115.00	\$38.00
2894	920-7933	STAINLESS STEEL HOSE 4X10	\$191.00	\$64.00	\$21.00
2895	920-7935	STAINLESS STEEL HOSE 4X20	\$445.00	\$149.00	\$50.00
2896	920-7943	STAINLESS STEEL HOSE 6X10	\$547.00	\$183.00	\$61.00
2897	920-7945	STAINLESS STEEL HOSE 6X20	\$589.00	\$198.00	\$66.00
2898	920-7955	STAINLESS STEEL HOSE 8X20	\$712.00	\$239.00	\$83.00
2899	920-7975	STAINLESS STEEL HOSE 12X20	\$760.00	\$261.00	\$86.00
2900	920-8144	HYDRAULIC HOSE 1X50	\$285.00	\$95.00	\$32.00

**EXHIBIT A.1**  
**PRICING SCHEDULE - OMNIA PLATINUM**

	<b>CAT CLASS</b>	<b>DESCRIPTION</b>	<b>MONTH</b>	<b>WEEK</b>	<b>DAY</b>
2901	920-8154	HYDRAULIC HOSE 1-1/4X50	\$198.00	\$68.00	\$23.00
2902	920-8164	HYDRAULIC HOSE 1-1/2X50	\$253.00	\$84.00	\$30.00
2903	920-8225	CARBON STEEL HOSE W/FLANGE 6X20	\$290.00	\$149.00	\$75.00
2904	920-8230	CARBON STEEL HOSE W/FLANGE 8X20	\$377.00	\$194.00	\$97.00
2905	920-8458	RUBBER WATER HOSE W/GH FTGS 3/4X50	\$43.00	\$14.00	\$5.00
2906	920-9012	SINGLE SIZE TEST PIPE PLUG 8	\$32.00	\$13.00	\$4.00
2907	920-9024	SINGLE SIZE TEST PIPE PLUG 24	\$648.00	\$215.00	\$73.00
2908	920-9062	MULTI SIZE TEST BALL UP TO 12	\$408.00	\$135.00	\$48.00
2909	920-9066	MULTI SIZE TEST BALL UP TO 18	\$446.00	\$149.00	\$50.00
2910	920-9068	MULTI SIZE TEST BALL UP TO 24	\$151.00	\$51.00	\$18.00
2911	920-9072	MULTI SIZE TEST BALL UP TO 36	\$146.00	\$54.00	\$19.00
2912	920-9074	MULTI SIZE TEST BALL UP TO 48	\$2,127.00	\$709.00	\$215.00
2913	920-9162	TEST BALL LIFT LINE W/HOSE & GAUGES	\$256.00	\$86.00	\$29.00
2914	921-1088	PCS OF ALUM PIPE 8X40 VICTAULIC	\$373.00	\$183.00	\$63.00
2915	921-1128	PCS OF ALUM PIPE 12X40 VICTAULIC	\$478.00	\$239.00	\$77.00
2916	921-1518	PCS OF CERTALOK PVC PIPING 6X20	\$12.00	\$12.00	\$5.00
2917	921-1568	PCS OF CERTALOK PVC PIPING 12X20	\$34.00	\$17.00	\$13.00
2918	921-1814	FT OF FUSEABLE HDPE PIPE 8	\$6.00	\$3.00	\$3.00
2919	921-1816	FT OF FUSEABLE HDPE PIPE 10	\$6.00	\$3.00	\$3.00
2920	921-1818	FT OF FUSEABLE HDPE PIPE 12	\$6.00	\$3.00	\$3.00
2921	921-1820	FT OF FUSEABLE HDPE PIPE 14	\$6.00	\$3.00	\$3.00
2922	921-1822	FT OF FUSEABLE HDPE PIPE 16	\$6.00	\$3.00	\$3.00
2923	921-1824	FT OF FUSEABLE HDPE PIPE 18	\$6.00	\$3.00	\$3.00
2924	921-1826	FT OF FUSEABLE HDPE PIPE 20	\$6.00	\$3.00	\$3.00
2925	921-1854	HDPE PIPE W/BAUER CPLNG 6X20	\$59.00	\$27.00	\$14.00
2926	921-1862	HDPE PIPE W/BAUER CPLNG 8X20	\$69.00	\$32.00	\$16.00
2927	921-1924	HDPE PIPE W/FLANGE CPLNGS 8X40	\$108.00	\$36.00	\$18.00
2928	921-1942	HDPE PIPE W/FLANGE CPLNG 12X40	\$135.00	\$57.00	\$27.00
2929	921-1986	HDPE PIPE W/FLANGE CPLNG 24X50	\$1,125.00	\$450.00	\$158.00
2930	921-2150	HDPE FLOAT TEE PIPE W/STRAINER 4	\$89.00	\$32.00	\$13.00
2931	921-2152	HDPE FLOAT TEE PIPE W/ STRAINER 6	\$114.00	\$37.00	\$13.00
2932	921-2156	HDPE FLOAT TEE PIPE W/ STRAINER 12	\$165.00	\$56.00	\$22.00
2933	921-2164	HDPE FLOAT TEE PIPE W/ STRAINER 20	\$124.00	\$46.00	\$27.00
2934	921-2168	HDPE FLOAT TEE PIPE W/ STRAINER 24	\$256.00	\$105.00	\$65.00
2935	921-2180	HDPE FLOAT PIPE W/8 STRNR 8 FLNG	\$232.00	\$78.00	\$27.00
2936	921-2188	HDPE RDC FLOAT PIPE W/16 STRNR 14 FLNG	\$382.00	\$128.00	\$41.00
2937	921-2192	HDPE RDC FLOAT PIPE W/18 STRNR 12 FLNG	\$166.00	\$57.00	\$26.00
2938	921-2228	HDPE FITTING 12X90 DEG	\$170.00	\$99.00	\$50.00
2939	921-2238	HDPE FITTING 18X90 DEG	\$864.00	\$287.00	\$96.00
2940	921-2270	HDPE TEE 12 INPUT BY VARIOUS OUTPUT	\$1,533.00	\$511.00	\$171.00
2941	921-2530	PCS GALV STL PIPE W/BAUER CPLNG 8X20	\$67.00	\$60.00	\$57.00
2942	921-2546	PCS GALV STL PIPE W/BAUER CPLNG 12X10	\$54.00	\$47.00	\$47.00
2943	921-2584	BAUER ELBOW 6X45 DEG	\$122.00	\$41.00	\$14.00
2944	921-2586	BAUER ELBOW 6X90 DEG	\$125.00	\$43.00	\$14.00
2945	925-1714	AIR HOSE ASSY 3/8X50 CRWFT CPLNG	\$44.00	\$14.00	\$5.00
2946	925-1715	AIR HOSE ASSY 3/8X50 QD CPLNG	\$53.00	\$25.00	\$10.00
2947	925-1734	AIR HOSE ASSY 3/4X50 CRWFT CPLNG	\$57.00	\$19.00	\$6.00
2948	925-1735	AIR HOSE ASSY 3/4X50 THOR CPLNG	\$77.00	\$46.00	\$16.00
2949	925-1802	AIR HOSE ASSY 2X25	\$81.00	\$27.00	\$9.00
2950	925-1808	AIR HOSE ASSY 2X25 HI PRESSURE	\$81.00	\$27.00	\$9.00



**EXHIBIT A.1**  
**PRICING SCHEDULE - OMNIA PLATINUM**

	<b>CAT CLASS</b>	<b>DESCRIPTION</b>	<b>MONTH</b>	<b>WEEK</b>	<b>DAY</b>
2951	925-1811	AIR HOSE ASSY 2X50	\$113.00	\$41.00	\$14.00
2952	925-1814	AIR HOSE ASSY 2X50 HI PRESSURE	\$113.00	\$41.00	\$14.00
2953	925-1823	AIR HOSE ASSY 3X25	\$151.00	\$54.00	\$18.00
2954	925-1829	AIR HOSE ASSY 3X25 HI PRESSURE	\$151.00	\$54.00	\$23.00
2955	925-1832	AIR HOSE ASSY 3X50	\$180.00	\$72.00	\$32.00
2956	925-1835	AIR HOSE ASSY 3X50 HI PRESSURE	\$180.00	\$72.00	\$32.00
2957	925-2019	WHIP HOSE W/INLINE OILER 1/2	\$35.00	\$14.00	\$6.00
2958	925-2103	WHIPCHECK CABLE H/H 1/2 TO 1-1/4	\$24.00	\$14.00	\$7.00
2959	925-2173	AIR MANIFOLD 15 GAL W/8 OUTLETS	\$301.00	\$105.00	\$34.00
2960	925-3109	PEDESTAL FAN 30"	\$244.00	\$112.00	\$32.00
2961	925-3123	ROUND FLOOR FAN 36	\$344.00	\$121.00	\$44.00
2962	925-3126	ROUND FLOOR FAN 42	\$304.00	\$146.00	\$53.00
2963	925-3129	ROUND FLOOR FAN 48	\$367.00	\$147.00	\$52.00
2964	925-3210	AIRMOVER AXIAL VENT BLOWER 12 IN ELEC	\$256.00	\$113.00	\$29.00
2965	925-3250	AIRMOVER LOW PROFILE FAN	\$183.00	\$81.00	\$21.00
2966	925-3260	AIRMOVER CARPET DRYER	\$183.00	\$81.00	\$21.00
2967	925-3263	AXIAL FAN 25"	\$353.00	\$134.00	\$45.00
2968	925-3265	HI VELOCITY AXIAL FAN 24-25"	\$183.00	\$61.00	\$21.00
2969	925-3310	HEPA AIR SCRUBBER 500CFM	\$547.00	\$214.00	\$57.00
2970	925-3312	HEPA AIR SCRUBBER 750CFM	\$621.00	\$275.00	\$68.00
2971	925-3314	HEPA AIR SCRUBBER 1200 TO 1400CFM	\$689.00	\$306.00	\$81.00
2972	925-3316	HEPA AIR SCRUBBER 2000CFM	\$1,013.00	\$352.00	\$97.00
2973	925-3318	HEPA AIR SCRUBBER 2400CFM	\$1,013.00	\$352.00	\$97.00
2974	925-3352	DEHUMIDIFIER LGR 60-80 PPD ELEC	\$345.00	\$153.00	\$41.00
2975	925-3354	DEHUMIDIFIER LGR 130-200 PPD ELEC	\$536.00	\$268.00	\$57.00
2976	925-3456	LPG/NG HEATER HOSE 1X50	\$86.00	\$31.00	\$12.00
2977	925-3523	PROPANE RADIANT HEATER TANK TOP	\$27.00	\$14.00	\$9.00
2978	925-4030	HEATER DUCT BLK 12X25 6P 300DEG	\$97.00	\$49.00	\$24.00
2979	925-4125	HVAC DUCTING BLK 12X15 6P	\$54.00	\$23.00	\$9.00
2980	925-4130	HVAC DUCTING BLK 12X25 6P	\$68.00	\$27.00	\$12.00
2981	925-4145	HVAC DUCTING BLK 16X15 6P	\$90.00	\$36.00	\$14.00
2982	925-4150	HVAC DUCTING BLK 16X25 6P	\$90.00	\$36.00	\$14.00
2983	925-4155	HVAC DUCTING BLK 20X15 6P	\$90.00	\$36.00	\$14.00
2984	925-4160	HVAC DUCTING BLK 20X25 6P	\$162.00	\$54.00	\$18.00
2985	925-4170	HVAC DUCTING BLK 24X25 6P	\$162.00	\$54.00	\$18.00
2986	925-4230	HI HEAT DUCT BLK 12X25 6P 400/500 DEG	\$67.00	\$28.00	\$13.00
2987	925-4250	HI HEAT DUCT BLK 16X25 6P 400/500 DEG	\$162.00	\$81.00	\$41.00
2988	925-4260	HI HEAT DUCT BLK 20X25 6P 400/500 DEG	\$256.00	\$102.00	\$37.00
2989	925-4300	HVAC DUCTING YLW 8X15 6P	\$54.00	\$23.00	\$9.00
2990	925-4305	HVAC DUCTING YLW 8X25 6P	\$54.00	\$23.00	\$9.00
2991	925-4330	HVAC DUCTING YLW 12X25 6P	\$68.00	\$27.00	\$12.00
2992	925-4340	HVAC DUCTING YLW 14X25 6P	\$122.00	\$41.00	\$14.00
2993	925-4350	HVAC DUCTING YLW 16X25 6P	\$122.00	\$41.00	\$14.00
2994	925-4360	HVAC DUCTING YLW 20X25 6P	\$176.00	\$59.00	\$18.00
2995	925-4365	HVAC DUCTING YLW 24X25 6P	\$176.00	\$59.00	\$18.00
2996	925-4398	HVAC DUCTING WHT 8X8	\$5.00	\$5.00	\$5.00
2997	925-4400	HVAC DUCTING WHT 8X15 6P	\$54.00	\$23.00	\$9.00
2998	925-4405	HVAC DUCTING WHT 8X25 6P	\$54.00	\$23.00	\$9.00
2999	925-4412	HVAC DUCTING WHT 10X25	\$54.00	\$23.00	\$9.00
3000	925-4416	HVAC DUCTING WHT 12X8 4P	\$5.00	\$5.00	\$5.00

**EXHIBIT A.1**  
**PRICING SCHEDULE - OMNIA PLATINUM**

	<b>CAT CLASS</b>	<b>DESCRIPTION</b>	<b>MONTH</b>	<b>WEEK</b>	<b>DAY</b>
3001	925-4420	HVAC DUCTING WHT 12X10 6P	\$54.00	\$23.00	\$9.00
3002	925-4421	HVAC DUCTING WHT 12X10 SOLID	\$54.00	\$23.00	\$9.00
3003	925-4430	HVAC DUCTING WHT 12X25 6P	\$68.00	\$27.00	\$12.00
3004	925-4432	HVAC DUCTING WHT/WHT 12X25 4P	\$68.00	\$27.00	\$12.00
3005	925-4440	HVAC DUCTING WHT 14X25 6P	\$122.00	\$41.00	\$14.00
3006	925-4443	HVAC DUCTING WHT 16X8 6P	\$5.00	\$5.00	\$5.00
3007	925-4445	HVAC DUCTING WHT 16X15 6P	\$122.00	\$41.00	\$14.00
3008	925-4450	HVAC DUCTING WHT 16X25 6P	\$122.00	\$41.00	\$14.00
3009	925-4453	HVAC DUCTING WHT 18X25 6P	\$122.00	\$41.00	\$14.00
3010	925-4454	HVAC DUCTING WHT 20X10 7P	\$122.00	\$41.00	\$14.00
3011	925-4455	HVAC DUCTING WHT 20X15 6P	\$122.00	\$41.00	\$14.00
3012	925-4456	HVAC DUCTING WHT 20X15 3P	\$122.00	\$41.00	\$14.00
3013	925-4460	HVAC DUCTING WHT 20X25 6P	\$176.00	\$59.00	\$18.00
3014	925-4462	HVAC DUCTING WHT/WHT 20X25 4P	\$176.00	\$59.00	\$18.00
3015	925-4465	HVAC DUCTING BLUE 20X25 3P	\$176.00	\$59.00	\$18.00
3016	925-4470	HVAC DUCTING BLUE 24X20 4P	\$176.00	\$59.00	\$18.00
3017	925-4552	HVAC DUCT WYE ADAPTER 20	\$158.00	\$55.00	\$19.00
3018	925-4663	HVAC DUCT WYE ADAPTER 20"X12"X12	\$53.00	\$30.00	\$19.00
3019	925-4990	CEILING TILE 24X24 F/8 DUCT	\$4.00	\$4.00	\$4.00
3020	925-5100	CEILING TILE ONLY 24X24 USED FOR 12IN DU	\$4.00	\$4.00	\$4.00
3021	925-5105	CEILING TILE KIT 24X24 WITH 12IN DUCT	\$9.00	\$9.00	\$9.00
3022	925-5110	CEILING TILE 24X24 USED FOR 16IN DUCT	\$4.00	\$4.00	\$4.00
3023	925-5115	CEILING TILE KIT 24X24 WITH 16IN DUCT	\$9.00	\$9.00	\$9.00
3024	930-0100	TRASH CHUTE 30X4	\$72.00	\$35.00	\$17.00
3025	930-2016	MULTI POSITION CART F/ROTARY HAMMER	\$304.00	\$86.00	\$29.00
3026	930-2070	UTILITY CART/TRAILER NHS 4X6	\$160.00	\$86.00	\$30.00
3027	930-2073	TILT DEBRIS CART 1/2 CU YD	\$243.00	\$84.00	\$29.00
3028	930-2076	TILT DEBRIS CART 1 CU YD	\$302.00	\$115.00	\$32.00
3029	930-2078	DRYWALL/PANEL CART	\$212.00	\$74.00	\$25.00
3030	930-2220	HAND DOLLY W/O STRAP 400-700# CAP	\$48.00	\$23.00	\$12.00
3031	930-2222	APPLIANCE DOLLY W/STRAP 500-700# CAP	\$93.00	\$38.00	\$17.00
3032	930-2236	FURNITURE/PIANO DOLLY 4 SWIVEL WHEEL	\$99.00	\$45.00	\$18.00
3033	930-2274	PALLET JACK	\$194.00	\$70.00	\$23.00
3034	930-3006	HYDRAULIC BOTTLE JACK 12T	\$59.00	\$20.00	\$6.00
3035	930-3015	HYDRAULIC BOTTLE JACK 22T	\$87.00	\$29.00	\$10.00
3036	930-3060	HYDRAULIC TOE JACK 10T	\$183.00	\$61.00	\$24.00
3037	930-3076	SCREW BOTTLE JACK 20 TON	\$87.00	\$29.00	\$10.00
3038	930-3404	BEAM CLAMP F/4-12 BEAM 3T CAP	\$220.00	\$79.00	\$30.00
3039	930-3406	BEAM CLAMP F/4-12 BEAM 5T CAP	\$316.00	\$107.00	\$36.00
3040	930-4016	ALUMINUM EXTENSION LADDER 32	\$219.00	\$73.00	\$24.00
3041	930-4020	ALUMINUM EXTENSION LADDER 40	\$292.00	\$97.00	\$32.00
3042	930-4068	WIDE STANCE ADJ LEG FBR EXT LADDER 24FT	\$230.00	\$77.00	\$27.00
3043	930-4072	WIDE STANCE ADJ LEG FBR EXT LADDER 28FT	\$230.00	\$77.00	\$27.00
3044	930-4074	FIBERGLASS EXTENSION LADDER 32	\$256.00	\$86.00	\$29.00
3045	930-4082	FIBERGLASS EXTENSION LADDER 40	\$365.00	\$122.00	\$41.00
3046	930-4084	WIDE STANCE ADJ LEG FBR EXT LADDER 40FT	\$401.00	\$135.00	\$45.00
3047	930-4162	FIBERGLASS STEP LADDER 12	\$256.00	\$86.00	\$29.00
3048	930-4166	FIBERGLASS STEP LADDER 16	\$365.00	\$122.00	\$41.00
3049	930-4244	FIBERGLASS STEP LADDER W/CAGE 4FT	\$153.00	\$54.00	\$18.00
3050	930-4246	FIBERGLASS STEP LADDER W/CAGE 6FT	\$153.00	\$54.00	\$18.00

**EXHIBIT A.1**  
**PRICING SCHEDULE - OMNIA PLATINUM**

	<b>CAT CLASS</b>	<b>DESCRIPTION</b>	<b>MONTH</b>	<b>WEEK</b>	<b>DAY</b>
3051	930-4248	FIBERGLASS STEP LADDER W/CAGE 8FT	\$194.00	\$68.00	\$23.00
3052	930-4250	FIBERGLASS STEP LADDER W/CAGE 10FT	\$230.00	\$77.00	\$27.00
3053	930-4252	ADJ FBR STEP CAGE LADDER W/WHL 5-9FT	\$221.00	\$72.00	\$23.00
3054	930-4254	ADJ FBR STEP CAGE LADDER W/WHL 8-14FT	\$243.00	\$81.00	\$27.00
3055	930-4256	SECTIONS OF TANK LADDER 5	\$45.00	\$16.00	\$8.00
3056	930-4310	ALUMINUM LADDER PLANK 16	\$183.00	\$61.00	\$21.00
3057	930-4312	ALUMINUM LADDER PLANK 20	\$210.00	\$73.00	\$26.00
3058	930-4314	ALUMINUM LADDER PLANK 24	\$256.00	\$86.00	\$29.00
3059	930-6010	SET OF PALLET FORKS 72 CL2	\$249.00	\$88.00	\$37.00
3060	930-6030	SET OF PALLET FORKS 72 CL3	\$220.00	\$98.00	\$40.00
3061	930-6036	SET OF PALLET FORKS 96 CL3	\$245.00	\$90.00	\$32.00
3062	930-6073	FORK EXTENSION 72	\$195.00	\$69.00	\$27.00
3063	930-6076	FORK EXTENSION 96 (BLUE)	\$159.00	\$59.00	\$20.00
3064	930-6080	SET OF PALLET FORKS F/BUCKETS	\$217.00	\$89.00	\$34.00
3065	930-6095	CARPET POLE ATTACHMENT	\$198.00	\$69.00	\$22.00
3066	930-6140	TELEHANDLER BLOCK FORK 48	\$117.00	\$55.00	\$26.00
3067	930-6160	SKIDSTEER FORK FRAME CL2	\$275.00	\$112.00	\$38.00
3068	930-6164	SKIDSTEER FRAME & FORK SET 42	\$286.00	\$97.00	\$41.00
3069	930-6166	SKIDSTEER FRAME & FORK SET 48 CL2	\$225.00	\$95.00	\$38.00
3070	930-6250	LIFT-N-TOW F/FORKLIFT VAR CAP 4-10K HOOK	\$122.00	\$65.00	\$16.00
3071	930-6252	SWIVEL LIFTING HOOK F/FORKLIFT VAR CAP	\$470.00	\$185.00	\$66.00
3072	930-6260	BOOM ARM F/HANDLER 8-15 4K MAX	\$648.00	\$203.00	\$97.00
3073	930-6265	TELESCOPING BOOM F/FORKLIFT 42-139	\$566.00	\$199.00	\$77.00
3074	930-6267	AERIAL LIFT CRIBBING BLOCK 0-8 STEP	\$135.00	\$45.00	\$23.00
3075	930-6272	GLASS PANEL CRADLE KIT F/BOOM LIFT	\$148.00	\$75.00	\$33.00
3076	930-6281	PLATFORM RAIL PADDING F/AERIAL LIFT	\$108.00	\$108.00	\$108.00
3077	930-6510	SOLID TIRE F/SKIDSTEER	\$370.00	\$150.00	\$62.00
3078	930-6524	TURF/FLOAT TIRE F/TELEHANDLER	\$304.00	\$150.00	\$34.00
3079	930-7636	FORK SLIP ON BUCKET SMOOTH 72IN 1-1/2YD	\$291.00	\$101.00	\$25.00
3080	930-7642	FORK SLIP ON BUCKET SMOOTH 96IN 1-3/4YD	\$267.00	\$102.00	\$41.00
3081	930-7761	SKIDSTEER/CRAWLER BUCKET SMOOTH 66-68IN	\$324.00	\$131.00	\$46.00
3082	930-7763	SKIDSTEER/CRAWLER BUCKET SMOOTH 72-74IN	\$324.00	\$131.00	\$46.00
3083	930-7778	SKIDSTEER/CRAWLER BUCKET TOOTH 66-68IN	\$324.00	\$131.00	\$46.00
3084	930-7781	SKIDSTEER/CRAWLER BUCKET TOOTH 72-74IN	\$324.00	\$131.00	\$46.00
3085	930-7796	SKIDSTEER SCREENING RAKE/BUCKET 72-78	\$324.00	\$131.00	\$46.00
3086	930-7912	EXCAVATOR THUMB ATTACHMENT HYDRAULIC	\$324.00	\$131.00	\$46.00
3087	930-9110	GROUND PROTECTION MAT 4X8 DUAL SIDE	\$45.00	\$32.00	\$16.00
3088	930-9115	GROUND PROTECTION MAT 10X7 DUAL SIDE	\$94.00	\$43.00	\$33.00
3089	930-9117	GROUND PROTECTION MAT HD 14X7 DUAL SIDE	\$97.00	\$45.00	\$37.00
3090	930-9130	GROUND PROTECTION MAT TOOL KIT	\$158.00	\$56.00	\$20.00
3091	930-9140	GROUND MAT RAMP F/10X7 36 UNDER FLANGE	\$16.00	\$8.00	\$5.00
3092	930-9141	GROUND MAT RAMP F/10X7 36 OVER FLANGE	\$16.00	\$8.00	\$5.00
3093	930-9522	SUCTION CUP 8	\$77.00	\$37.00	\$17.00
3094	931-5002	SCAFFOLD STEP FRAME 1-5/8 5X3	\$25.00	\$10.00	\$5.00
3095	931-5004	SCAFFOLD STEP FRAME 1-5/8 5X5	\$23.00	\$13.00	\$8.00
3096	931-5028	SCAFFOLD LADDER FRAME 1-5/8 28X6	\$26.00	\$10.00	\$5.00
3097	931-5035	SCAFFOLD WALK THRU FRAME 1-5/8 5X6.5	\$22.00	\$7.00	\$5.00
3098	931-5050	SCAFFOLD CROSS BRACE W/HOLE 7X27 SPACE	\$9.00	\$5.00	\$2.00
3099	931-5054	SCAFFOLD CROSS BRACE W/HOLE 10X27 SPACE	\$8.00	\$4.00	\$1.00
3100	931-5056	SCAFFOLD CROSS BRACE W/NOTCH 10X27 SPACE	\$10.00	\$6.00	\$5.00

**EXHIBIT A.1**  
**PRICING SCHEDULE - OMNIA PLATINUM**

	<b>CAT CLASS</b>	<b>DESCRIPTION</b>	<b>MONTH</b>	<b>WEEK</b>	<b>DAY</b>
3101	931-5092	SCAFFOLD OUTRIGGER 30	\$10.00	\$6.00	\$3.00
3102	931-5103	SCAFFOLD LEVELING JACK W/O BASE PLATE	\$11.00	\$5.00	\$4.00
3103	931-5106	SCAFFOLD LEVELING JACK W/BASE PLATE	\$14.00	\$8.00	\$6.00
3104	931-5142	SCAFFOLD END SAFETY PANEL W/TOEBOARD 5	\$11.00	\$6.00	\$3.00
3105	931-5146	SCAFFOLD SIDE SAFETY PANEL 7	\$14.00	\$7.00	\$3.00
3106	931-5148	SCAFFOLD SIDE SAFETY PANEL 10	\$11.00	\$6.00	\$3.00
3107	931-5156	SCAFFOLD SIDE TOEBOARD 7	\$10.00	\$4.00	\$2.00
3108	931-5160	SCAFFOLD SIDE TOEBOARD 10	\$14.00	\$5.00	\$2.00
3109	931-5176	SCAFFOLD CASTER 8	\$15.00	\$8.00	\$5.00
3110	931-5190	SHORING POST ADJ 6-10 FT	\$63.00	\$35.00	\$17.00
3111	931-5193	SHORING POST ADJ 7-11 FT	\$62.00	\$37.00	\$18.00
3112	931-5210	SCAFFOLD WALKBOARD 7	\$28.00	\$11.00	\$5.00
3113	931-5215	SCAFFOLD WALKBOARD 10	\$36.00	\$18.00	\$10.00
3114	931-5250	UTILITY SCAFFOLD FRAME 65X29	\$28.00	\$14.00	\$9.00
3115	931-5252	UTILITY SCAFFOLD ARM BRACE 6	\$22.00	\$11.00	\$6.00
3116	931-5254	UTILITY SCAFFOLD CASTER 5	\$8.00	\$3.00	\$2.00
3117	931-5260	UTILITY SCAFFOLD DECK WOOD 6	\$27.00	\$15.00	\$7.00
3118	931-5408	EA POLE F/ALUM PUMP JACK SYST 24	\$106.00	\$41.00	\$14.00
3119	931-5410	EA PUMP JACK F/ALUM PUMP JACK SYST	\$149.00	\$59.00	\$15.00
3120	931-5423	NEST ALUM LADDER PLANK 20X16	\$198.00	\$79.00	\$20.00
3121	931-5426	NEST ALUM LADDER PLANK 20X24	\$216.00	\$88.00	\$24.00
3122	940-0160	CABLE 10/4 50FT 30A	\$29.00	\$10.00	\$4.00
3123	940-0265	CABLE 8/5 50FT BARE	\$28.00	\$10.00	\$10.00
3124	940-0516	CABLE 2 50FT CAMLOCK 5 BANDED	\$136.00	\$66.00	\$29.00
3125	940-0570	FEMALE PIGTAIL 2 UNDER 10FT	\$36.00	\$18.00	\$7.00
3126	940-0571	FEMALE PIGTAIL 2 UNDER 10FT 5 BANDED	\$36.00	\$18.00	\$6.00
3127	940-0575	MALE PIGTAIL 2 UNDER 10FT	\$36.00	\$18.00	\$6.00
3128	940-0576	MALE PIGTAIL 2 UNDER 10FT 5 BANDED	\$36.00	\$18.00	\$6.00
3129	940-0715	CABLE 2/0 50FT CAMLOCK	\$130.00	\$62.00	\$24.00
3130	940-0720	CABLE 2/0 100FT CAMLOCK	\$206.00	\$96.00	\$41.00
3131	940-0770	FEMALE PIGTAIL 2/0 UNDER 10FT	\$13.00	\$6.00	\$3.00
3132	940-0775	MALE PIGTAIL 2/0 UNDER 10FT	\$13.00	\$7.00	\$3.00
3133	940-0810	CABLE 4/0 25FT CAMLOCK	\$22.00	\$9.00	\$8.00
3134	940-0815	CABLE 4/0 50FT CAMLOCK	\$114.00	\$59.00	\$21.00
3135	940-0820	CABLE 4/0 100FT CAMLOCK	\$119.00	\$60.00	\$30.00
3136	940-0870	FEMALE PIGTAIL 4/0 UNDER 10FT	\$14.00	\$6.00	\$2.00
3137	940-0880	MALE PIGTAIL 4/0 UNDER 10FT	\$14.00	\$6.00	\$2.00
3138	940-2120	DISTRO BOX 100A CAM SET IN/5X20A OUT	\$405.00	\$162.00	\$65.00
3139	940-2123	DISTRO BOX 100A CAM SET IN/12X20A OUT	\$232.00	\$100.00	\$57.00
3140	940-2256	DISTRO BOX 200A CAM SET IN/6X50A CS	\$405.00	\$162.00	\$65.00
3141	940-2305	DISTRO BOX 400A CAM SET IN/6X50A CS	\$642.00	\$323.00	\$85.00
3142	940-2312	DISTRO BOX 400A CAM SET IN/10X50A CS	\$995.00	\$504.00	\$174.00
3143	940-2514	SPIDER BOX CABLE 6/4 50FT 50A CS	\$121.00	\$56.00	\$20.00
3144	940-2516	SPIDER BOX CABLE 6/4 100FT 50A CS	\$225.00	\$107.00	\$36.00
3145	940-2520	SPIDER BOX 50A CS IN/6X20A STR/1X30A TL	\$181.00	\$92.00	\$32.00
3146	940-2610	QUAD BOX STRING 3 BOX 20A 50' W/L2120	\$165.00	\$50.00	\$21.00
3147	940-2626	QUAD BOX STRING 3 BOX 30A 50' W/L2130	\$287.00	\$94.00	\$33.00
3148	940-2640	QUAD BOX CABLE 12/5 50FT L2120	\$82.00	\$33.00	\$13.00
3149	940-2642	QUAD BOX CABLE 12/5 100FT L2120	\$122.00	\$46.00	\$24.00
3150	940-2652	QUAD BOX CABLE 10/5 50FT L2130	\$82.00	\$32.00	\$13.00



**EXHIBIT A.1**  
**PRICING SCHEDULE - OMNIA PLATINUM**

	<b>CAT CLASS</b>	<b>DESCRIPTION</b>	<b>MONTH</b>	<b>WEEK</b>	<b>DAY</b>
3151	940-2654	QUAD BOX CABLE 10/5 100FT L2130	\$162.00	\$49.00	\$21.00
3152	940-2714	EXTENSION CORD 12/3 50FT	\$44.00	\$20.00	\$11.00
3153	940-2716	EXTENSION CORD 12/3 100FT	\$56.00	\$23.00	\$10.00
3154	940-2724	EXTENSION CORD 10/3 50FT 15AMP NEMA 5-15	\$57.00	\$22.00	\$9.00
3155	940-2970	CABLE RAMP	\$59.00	\$26.00	\$14.00
<b>3156</b>	<b>659-5830</b>	<b>TRUCK FLATBED 11FT 1-1/2-2T STD 4WD DSL</b>	<b>\$2,385.00</b>	<b>\$1,080.00</b>	<b>\$315.00</b>
<b>3157</b>	<b>355-1090</b>	<b>DRONE TIER 5</b>	<b>\$8,458.00</b>	<b>\$2,316.00</b>	<b>\$563.00</b>
<b>3158</b>	<b>355-1070</b>	<b>DRONE TIER 4</b>	<b>\$2,358.00</b>	<b>\$657.00</b>	<b>\$180.00</b>
<b>3159</b>	<b>355-1050</b>	<b>DRONE TIER 3</b>	<b>\$2,788.00</b>	<b>\$827.00</b>	<b>\$237.00</b>
<b>3160</b>	<b>355-1030</b>	<b>DRONE TIER 2</b>	<b>\$1,697.00</b>	<b>\$468.00</b>	<b>\$132.00</b>
<b>3161</b>	<b>355-1010</b>	<b>DRONE TIER 1</b>	<b>\$1,602.00</b>	<b>\$420.00</b>	<b>\$123.00</b>
<b>3162</b>	<b>355-2090</b>	<b>PAYLOAD TIER 5</b>	<b>\$11,331.00</b>	<b>\$2,788.00</b>	<b>\$709.00</b>
<b>3163</b>	<b>355-2030</b>	<b>PAYLOAD TIER 2</b>	<b>\$256.00</b>	<b>\$86.00</b>	<b>\$29.00</b>
<b>3164</b>	<b>355-2050</b>	<b>PAYLOAD TIER 3</b>	<b>\$1,791.00</b>	<b>\$560.00</b>	<b>\$140.00</b>
<b>3165</b>	<b>355-2070</b>	<b>PAYLOAD TIER 4</b>	<b>\$2,316.00</b>	<b>\$704.00</b>	<b>\$180.00</b>
<b>3166</b>	<b>355-2110</b>	<b>DRONE BASE STATION TIER 1</b>	<b>\$936.00</b>	<b>\$242.00</b>	<b>\$60.00</b>
<b>3167</b>	<b>355-2130</b>	<b>DRONE BASE STATION TIER 2</b>	<b>\$1,035.00</b>	<b>\$279.00</b>	<b>\$79.00</b>
<b>3168</b>	<b>940-5000</b>	<b>DRONE BATTERY 1</b>	<b>\$605.00</b>	<b>\$151.00</b>	<b>\$38.00</b>
<b>3169</b>	<b>940-5020</b>	<b>DRONE BATTERY 2</b>	<b>\$302.00</b>	<b>\$76.00</b>	<b>\$19.00</b>
<b>3170</b>	<b>940-5040</b>	<b>DRONE BATTERY 3</b>	<b>\$151.00</b>	<b>\$38.00</b>	<b>\$10.00</b>
<b>3171</b>	<b>940-5060</b>	<b>DRONEACCESSORY 1</b>	<b>\$189.00</b>	<b>\$42.00</b>	<b>\$14.00</b>
<b>3172</b>	<b>940-5080</b>	<b>DRONEACCESSORY 2</b>	<b>\$48.00</b>	<b>\$23.00</b>	<b>\$10.00</b>

**EXHIBIT A.1**  
**PRICING SCHEDULE - OMNIA GOLD**

	<b>CAT CLASS</b>	<b>DESCRIPTION</b>	<b>MONTH</b>	<b>WEEK</b>	<b>DAY</b>
1	100-1050	ROTARY HAMMER 1/4-1 IN SDS PLUS BATT	\$338.00	\$160.00	\$45.00
2	100-1090	ROTARY HAMMER 3/16-3/4IN SDS PLUS ELEC	\$338.00	\$160.00	\$45.00
3	100-1140	ROTARY HAMMER SDS MAX COMBO 1/2-6IN ELEC	\$405.00	\$192.00	\$54.00
4	100-1150	ROTARY HAMMER SDS MAX COMBO 1/2-3IN ELEC	\$405.00	\$192.00	\$54.00
5	100-1180	ROTARY HAMMER DRILL AIR	\$270.00	\$128.00	\$36.00
6	100-1250	BREAKER 10-19LB ELEC	\$405.00	\$192.00	\$54.00
7	100-1260	BREAKER 20-29LB ELEC	\$473.00	\$224.00	\$63.00
8	100-1270	BREAKER 30-39LB ELEC	\$574.00	\$272.00	\$77.00
9	100-1290	BREAKER 50-59LB GAS	\$743.00	\$352.00	\$99.00
10	100-1300	BREAKER 60-69LB ELEC	\$675.00	\$320.00	\$90.00
11	100-1310	BREAKER 70-79LB ELEC	\$743.00	\$352.00	\$99.00
12	100-1320	CART FOR ELECTRIC BREAKER	\$439.00	\$208.00	\$59.00
13	100-1360	BREAKER 60-69 LB HYD	\$338.00	\$120.00	\$45.00
14	<b>100-1390</b>	<b>BREAKER 90-99 LB HYD</b>	<b>\$405.00</b>	<b>\$135.00</b>	<b>\$48.00</b>
15	<b>100-1400</b>	<b>CONCRETE TRANSPONTER LOCATOR BATTERY</b>	<b>\$405.00</b>	<b>\$135.00</b>	<b>\$48.00</b>
16	<b>100-1405</b>	<b>CONCRETE FERROSCAN REBAR DETECTOR 8IN</b>	<b>\$2,025.00</b>	<b>\$675.00</b>	<b>\$238.00</b>
17	100-1410	CONCRETE SCANNER IMAGE DETECTION SYSTEM	\$4,500.00	\$1,500.00	\$500.00
18	<b>100-1415</b>	<b>CONCRETE SCANNER W/LIVE WIRE DETECTION</b>	<b>\$5,400.00</b>	<b>\$1,800.00</b>	<b>\$665.00</b>
19	100-1420	CORE DRILL UP TO 3IN HAND HELD ELEC	\$641.00	\$304.00	\$86.00
20	100-1440	CORE DRILL UPTO 6IN HAND HELD/STAND ELEC	\$675.00	\$320.00	\$90.00
21	100-1470	CORE DRILL UP TO 12IN STAND ELEC	\$776.00	\$368.00	\$104.00
22	100-1480	CORE DRILL UP TO 24IN STAND HYDRAULIC	\$900.00	\$400.00	\$117.00
23	100-1520	DRILL 3/8IN ELEC	\$135.00	\$64.00	\$18.00
24	100-1550	DRILL 1/2IN ELEC	\$135.00	\$64.00	\$18.00
25	100-1570	DRILL 3/8IN BATTERY	\$135.00	\$64.00	\$18.00
26	<b>100-1580</b>	<b>DRILL 1/2IN BATTERY</b>	<b>\$203.00</b>	<b>\$90.00</b>	<b>\$24.00</b>
27	100-1620	CONCRETE MIXER 3-5CU. FT. ELEC	\$405.00	\$192.00	\$54.00
28	<b>100-1640</b>	<b>CONCRETE MIXER 6 CU. FT. ELEC</b>	<b>\$608.00</b>	<b>\$270.00</b>	<b>\$71.00</b>
29	<b>100-1660</b>	<b>CONCRETE MIXER 4 CU. FT. GAS</b>	<b>\$527.00</b>	<b>\$234.00</b>	<b>\$62.00</b>
30	100-1690	CONCRETE MIXER 9 CU. FT. GAS	\$641.00	\$304.00	\$86.00
31	100-1710	CONCRETE MIXER 12 CU. FT. GAS	\$709.00	\$336.00	\$95.00
32	100-1720	MORTAR MIXER 4 CU. FT. ELEC	\$439.00	\$208.00	\$59.00
33	100-1750	MORTAR MIXER 7 CU. FT. GAS	\$641.00	\$304.00	\$86.00
34	100-1770	MORTAR MIXER 9 CU. FT. GAS	\$641.00	\$304.00	\$86.00
35	100-1780	MORTAR MIXER 12 CU. FT. GAS	\$709.00	\$336.00	\$95.00
36	100-1800	TILT DEBRIS CART 3/4 CU YD BATTERY 750LB	\$495.00	\$214.00	\$71.00
37	100-1850	CONCRETE W/B PUSH BUGGY 6 CU FT	\$169.00	\$80.00	\$23.00
38	100-1860	CONCRETE W/B PUSH BUGGY 8 CU FT	\$169.00	\$80.00	\$23.00
39	100-1862	CONCRETE WHEEL POWER BUGGY 8 CU FT BATT	\$585.00	\$261.00	\$90.00
40	100-1864	CONCRETE WHEEL POWER BUGGY 10 CU FT BATT	\$935.00	\$375.00	\$150.00
41	100-1865	CONCRETE WHEEL POWER BUGGY 16 CU FT. LPG	\$1,249.00	\$592.00	\$167.00
42	100-1870	CONCRETE WHEEL POWER BUGGY 16 CU FT GAS	\$848.00	\$460.00	\$149.00
43	100-1880	CONCRETE TRACK POWER BUGGY 10 CU FT GAS	\$495.00	\$264.00	\$99.00
44	<b>100-1885</b>	<b>CONCRETE TRACK POWER BUGGY 12 CU FT GAS</b>	<b>\$1,249.00</b>	<b>\$592.00</b>	<b>\$167.00</b>
45	100-1890	CONCRETE TRACK POWER BUGGY 16 CU FT GAS	\$1,249.00	\$592.00	\$167.00
46	100-1900	CONCRETE BUCKET 1/2 YD	\$225.00	\$92.00	\$36.00
47	100-1905	CONCRETE BUCKET 1/3 YD	\$225.00	\$92.00	\$36.00
48	100-1910	CONCRETE BUCKET 3/4 YD	\$270.00	\$104.00	\$41.00
49	100-1920	CONCRETE BUCKET 1 YD	\$270.00	\$104.00	\$41.00
50	100-1930	CONCRETE BUCKET 1-1/2 YD	\$386.00	\$144.00	\$59.00



**EXHIBIT A.1**  
**PRICING SCHEDULE - OMNIA GOLD**

	<b>CAT CLASS</b>	<b>DESCRIPTION</b>	<b>MONTH</b>	<b>WEEK</b>	<b>DAY</b>
51	100-1940	CONCRETE BUCKET 2 YD	\$401.00	\$176.00	\$68.00
52	100-1950	CUTTER REBAR UP TO 1 IN	\$439.00	\$208.00	\$59.00
53	100-2110	CONCRETE VIBRATOR 1HP ELEC	\$439.00	\$208.00	\$59.00
54	100-2120	CONCRETE VIBRATOR 2HP ELEC	\$439.00	\$208.00	\$59.00
55	100-2130	CONCRETE VIBRATOR 3HP ELEC	\$439.00	\$208.00	\$59.00
56	100-2230	HIGH FREQ INTERNAL CONCRETE VIBRATOR	\$574.00	\$272.00	\$77.00
57	100-2360	CONCRETE VIBRATOR BACKPACK GAS	\$473.00	\$224.00	\$63.00
58	100-2370	CONCRETE VIBRATOR BACKPACK W/2 BATT 1CHG	\$1,225.00	\$400.00	\$125.00
59	100-2500	CONCRETE SCREED PORTABLE 10-16FT GAS	\$540.00	\$256.00	\$72.00
60	100-2550	CONCRETE TROWEL MACHINE 36IN W/B ELEC	\$451.00	\$240.00	\$68.00
61	100-2595	CONCRETE TROWEL MACHINE 24IN W/B GAS	\$574.00	\$272.00	\$77.00
62	100-2600	CONCRETE TROWEL MACHINE 36IN W/B GAS	\$574.00	\$272.00	\$77.00
63	100-2610	CONCRETE TROWEL MACHINE 46IN W/B GAS	\$641.00	\$304.00	\$86.00
64	100-2620	CONCRETE TROWEL MACHINE 48IN W/B GAS	\$641.00	\$304.00	\$86.00
65	100-2650	CONCRETE TROWEL 96IN POWER RIDE-ON GAS	\$1,688.00	\$800.00	\$225.00
<b>66</b>	<b>100-2690</b>	<b>CONCRETE CHAINSAW 18IN ELECTRIC 1 OR 3PH</b>	<b>\$446.00</b>	<b>\$198.00</b>	<b>\$52.00</b>
<b>67</b>	<b>100-2692</b>	<b>BATTERY PACK FOR CHAINSAW 480V 16AMP 3PH</b>	<b>\$1,080.00</b>	<b>\$540.00</b>	<b>\$190.00</b>
68	100-2700	CONCRETE CUTOFF SAW 12IN DUSTLES HH ELEC	\$405.00	\$192.00	\$54.00
69	100-2710	CONCRETE CUTOFF SAW 14IN HAND HELD ELEC	\$405.00	\$192.00	\$54.00
70	100-2720	CONCRETE CUTOFF SAW 12IN HAND HELD GAS	\$506.00	\$240.00	\$68.00
71	100-2730	CONCRETE CUTOFF SAW 14IN HAND HELD GAS	\$506.00	\$240.00	\$68.00
72	100-2740	CONCRETE CUTOFF SAW 16IN HAND HELD GAS	\$574.00	\$272.00	\$77.00
73	100-2750	CONCRETE CUTOFF SAW 14IN HAND HELD AIR	\$439.00	\$200.00	\$57.00
74	100-2775	CONCRETE CUTNBRK SAW 14IN HAND HELD ELEC	\$439.00	\$200.00	\$57.00
75	100-2780	CONCRETE CUTNBRK SAW 16IN HAND HELD GAS	\$506.00	\$240.00	\$68.00
76	100-2810	CONCRETE PUSH W/B SAW 10-19 HP GAS	\$574.00	\$272.00	\$77.00
77	100-2820	CONCRETE SELFPROP W/B SAW 10-19 HP GAS	\$844.00	\$400.00	\$113.00
78	100-2840	CONCRETE SELFPROP W/B SAW 20-29 HP GAS	\$1,013.00	\$480.00	\$135.00
79	100-2850	CONCRETE SELFPROP W/B SAW 30-39 HP GAS	\$1,418.00	\$680.00	\$221.00
80	100-2870	CONCRETE PUSH W/B SAW 0-9 HP ELEC	\$675.00	\$320.00	\$90.00
81	100-2880	CONCRETE SELFPROP W/B SAW 0-9 HP LPN	\$844.00	\$400.00	\$113.00
82	100-2895	CONCRETE SELFPROP W/B SAW 20-29 HP LPN	\$1,088.00	\$512.00	\$144.00
83	100-2910	CONCRETE SELFPROP W/B SAW 40 - 49 HP DSL	\$1,650.00	\$796.00	\$288.00
84	100-2925	CONCRETE SELFPROP W/B SAW 70 - 79 HP DSL	\$2,438.00	\$1,180.00	\$446.00
85	100-2930	CONCRETE PUSH W/B SAW 14IN BLADE AIR	\$574.00	\$272.00	\$77.00
86	100-2950	CONCRETE EARLY ENTRY SAW PUSH 6IN GAS	\$911.00	\$432.00	\$122.00
87	100-2960	CONCRETE EARLY ENTRY SAW W/B 10IN GAS	\$975.00	\$456.00	\$230.00
<b>88</b>	<b>100-2970</b>	<b>CONCRETE EARLY ENTRY SAW W/B 13.5IN GAS</b>	<b>\$1,170.00</b>	<b>\$513.00</b>	<b>\$242.00</b>
89	100-2980	CONCRETE CRACK REPAIR SAW 8IN GAS	\$435.00	\$180.00	\$68.00
90	100-3070	CONCRETE BRICK SAW 14IN ELEC	\$608.00	\$288.00	\$81.00
<b>91</b>	<b>100-3075</b>	<b>CONCRETE BRICK SAW 24IN ELEC 3PH 460V</b>	<b>\$729.00</b>	<b>\$324.00</b>	<b>\$86.00</b>
92	100-3080	CONCRETE BRICK SAW 14IN GAS	\$608.00	\$288.00	\$81.00
<b>93</b>	<b>100-3210</b>	<b>TILE AND STONE COMBICUT SAW 8IN ELEC</b>	<b>\$439.00</b>	<b>\$208.00</b>	<b>\$59.00</b>
94	100-3220	TILE AND STONE COMBICUT SAW 10IN ELEC	\$439.00	\$208.00	\$59.00
95	100-3230	TILE SAW 10IN ELEC	\$439.00	\$208.00	\$59.00
96	100-3410	CURB MOLDING MACHINE GAS	\$2,220.00	\$980.00	\$351.00
97	100-4000	FLOOR SCRAPER W/B 120LB ELEC	\$941.00	\$418.00	\$105.00
98	100-4010	FLOOR SCRAPER W/B 270LB ELEC	\$1,368.00	\$684.00	\$171.00
99	100-4020	FLOOR SCRAPER W/B 425LB ELEC	\$1,995.00	\$855.00	\$285.00
100	100-4025	FLOOR SCRAPER W/B 500LB ELEC	\$2,900.00	\$1,354.00	\$451.00

**EXHIBIT A.1**  
**PRICING SCHEDULE - OMNIA GOLD**

	<b>CAT CLASS</b>	<b>DESCRIPTION</b>	<b>MONTH</b>	<b>WEEK</b>	<b>DAY</b>
101	100-4028	FLOOR SCRAPER RIDE-ON 1800LB LP	\$5,500.00	\$2,850.00	\$950.00
102	100-4030	FLOOR SCRAPER RIDE-ON BATTERY 2300LB	\$5,500.00	\$2,850.00	\$950.00
103	100-4035	FLOOR SCRAPER RIDE-ON BATTERY 2800LB	\$7,505.00	\$3,700.00	\$1,283.00
104	100-4040	FLOOR SCRAPER RIDE-ON 2850LB LP	\$8,545.00	\$3,700.00	\$1,283.00
<b>105</b>	<b>100-4090</b>	<b>ROOFING SCRAPER UP TO 30IN GAS</b>	<b>\$2,205.00</b>	<b>\$855.00</b>	<b>\$333.00</b>
106	100-4100	ROLLER LINOLEUM UP TO 100 LBS	\$443.00	\$183.00	\$72.00
107	100-4220	GRINDER CONCRETE FLOOR 22IN DUAL115/230V	\$1,013.00	\$510.00	\$135.00
108	100-4230	GRINDER CONCRETE FLOOR 9IN SINGLE 115V	\$844.00	\$425.00	\$113.00
109	100-4235	GRINDER CONCRETE EDGE 7IN 115V 1PH	\$844.00	\$425.00	\$113.00
110	100-4236	GRINDER CONCRETE EDGE 11IN 230V 1PH	\$1,500.00	\$680.00	\$155.00
111	100-4237	GRINDER CONCRETE FLOOR 18IN SINGLE 120V	\$1,688.00	\$850.00	\$225.00
112	100-4239	GRINDER CONCRETE FLOOR 16IN 240V 1PH	\$1,688.00	\$850.00	\$225.00
113	100-4250	GRINDER CONCRETE FLOOR 10IN SINGLE GAS	\$1,013.00	\$510.00	\$135.00
114	100-4255	GRINDER CONCRETE FLOOR 16IN GAS	\$1,688.00	\$850.00	\$225.00
115	100-4260	GRINDER CONCRETE FLOOR 22IN DUAL GAS	\$1,013.00	\$510.00	\$135.00
116	100-4275	GRINDER CONCRETE FLOOR 20IN 240V 1PH	\$3,400.00	\$1,700.00	\$565.00
117	100-4280	GRINDER CONCRETE FLOOR 10IN SINGLE LP	\$881.00	\$340.00	\$108.00
118	100-4281	GRINDER CONCRETE FLOOR 26IN LPG	\$3,905.00	\$1,560.00	\$445.00
119	100-4282	GRINDER CONCRETE FLOOR 32IN 480V 3PH MAN	\$5,850.00	\$2,125.00	\$650.00
120	100-4284	GRINDER CONCRETE FLOOR 32IN 480V REMOTE	\$8,325.00	\$3,200.00	\$1,100.00
121	100-4286	GRINDER CONCRETE FLOOR 32IN LPG REMOTE	\$6,045.00	\$2,100.00	\$700.00
122	100-4290	GRINDER CONCRETE CEILING W/HEPA VAC 120V	\$244.00	\$149.00	\$50.00
<b>123</b>	<b>100-4295</b>	<b>CONCRETE SCARIFIER PLANER 8IN 115V</b>	<b>\$1,950.00</b>	<b>\$1,020.00</b>	<b>\$270.00</b>
124	100-4300	CONCRETE SCARIFIER PLANER 8IN 230V 1PH	\$1,950.00	\$1,020.00	\$270.00
125	100-4310	CONCRETE SCARIFIER PLANER 8IN GAS	\$1,950.00	\$1,020.00	\$270.00
126	100-4315	CONCRETE SCARIFIER PLANER 8IN LP	\$1,950.00	\$1,020.00	\$270.00
127	100-4320	CONCRETE SCARIFIER PLANER 10IN GAS	\$788.00	\$378.00	\$135.00
128	100-4400	SCABBLER HANDHELD AIR	\$413.00	\$162.00	\$54.00
129	100-4410	SCABBLER WALK BEHIND 29 IN AIR	\$1,009.00	\$497.00	\$225.00
130	100-4430	TRAFFIC LINE REMOVER	\$1,808.00	\$731.00	\$293.00
131	100-4460	GRINDER BENCH 8 IN ELEC	\$68.00	\$38.00	\$14.00
132	100-4490	GRINDER DIE 1-1/2 IN ELEC	\$71.00	\$36.00	\$14.00
133	100-4510	GRINDER DIE 2-1/2 IN ELEC	\$71.00	\$36.00	\$14.00
<b>134</b>	<b>100-4560</b>	<b>GRINDER POLISH DIAMOND 5IN DUSTLESS ELEC</b>	<b>\$270.00</b>	<b>\$113.00</b>	<b>\$48.00</b>
135	100-4570	GRINDER DIAMOND 6IN DUSTLESS ELEC	\$776.00	\$368.00	\$104.00
136	100-4610	SCALER PISTON AIR	\$56.00	\$21.00	\$9.00
137	100-4620	FLOOR SCALER CHISEL AIR	\$244.00	\$98.00	\$36.00
138	100-4630	SCALER NEEDLE SCALER FLUX AIR	\$135.00	\$51.00	\$18.00
139	100-4700	SHOT BLASTER CONCRETE 8 IN 120V W/B	\$2,194.00	\$1,203.00	\$383.00
140	100-4705	SHOT BLASTER CONCRETE 10IN 240V 3PH W/B	\$5,740.00	\$1,660.00	\$830.00
141	100-4720	MAGNET PULL TO PULL TOWABLE	\$2,126.00	\$965.00	\$405.00
142	100-4810	GRINDER R-ANGLE 4-1/2IN ELEC	\$71.00	\$36.00	\$14.00
143	100-4820	GRINDER RIGHT ANGLE 5 IN ELEC	\$71.00	\$36.00	\$14.00
144	100-4830	GRINDER RIGHT ANGLE 6 IN ELEC	\$71.00	\$36.00	\$14.00
145	100-4840	GRINDER RIGHT ANGLE 7 IN ELEC	\$71.00	\$36.00	\$14.00
<b>146</b>	<b>100-4850</b>	<b>GRINDER RIGHT ANGLE 9 IN ELEC</b>	<b>\$86.00</b>	<b>\$41.00</b>	<b>\$14.00</b>
147	100-4970	SANDER DISC 7 IN ELEC	\$101.00	\$48.00	\$14.00
<b>148</b>	<b>100-5010</b>	<b>SANDER ORBITAL 6IN ELEC</b>	<b>\$162.00</b>	<b>\$72.00</b>	<b>\$19.00</b>
149	100-5020	SANDER ORBITAL 12 IN FLOOR DUST CONTROL	\$405.00	\$204.00	\$54.00
<b>150</b>	<b>100-5030</b>	<b>SANDER BELT 3 IN ELEC</b>	<b>\$135.00</b>	<b>\$68.00</b>	<b>\$29.00</b>

**EXHIBIT A.1  
PRICING SCHEDULE - OMNIA GOLD**

	<b>CAT CLASS</b>	<b>DESCRIPTION</b>	<b>MONTH</b>	<b>WEEK</b>	<b>DAY</b>
151	<b>100-5040</b>	<b>SANDER BELT 4 IN ELEC</b>	<b>\$135.00</b>	<b>\$68.00</b>	<b>\$29.00</b>
152	100-5060	SANDER DRYWALL 9 IN HEAD 62 IN REACH	\$338.00	\$160.00	\$45.00
153	100-5150	DRY ICE BLASTING PACKAGE 40LB	\$2,309.00	\$770.00	\$309.00
154	100-5160	ABRASIVE BLASTING POT 3.5 CU FT	\$525.00	\$230.00	\$81.00
155	<b>100-5165</b>	<b>ABRASIVE BLASTING POT 6.5 CU FT</b>	<b>\$1,620.00</b>	<b>\$405.00</b>	<b>\$143.00</b>
156	100-5210	NAILER FLOORING AIR	\$270.00	\$128.00	\$36.00
157	100-5300	SANDER ORBITAL 12 IN FLOOR	\$405.00	\$204.00	\$54.00
158	100-5310	SANDER DRUM 8 IN ELECTRIC	\$405.00	\$204.00	\$54.00
159	100-5320	SANDER FLOOR EDGER 7 IN ELECTRIC	\$270.00	\$136.00	\$36.00
160	100-5330	SANDER ROTARY 16 IN FLOOR DUST CONTROL	\$405.00	\$204.00	\$72.00
161	100-5400	BUFFER 13IN ELECTRIC	\$236.00	\$119.00	\$32.00
162	100-5410	BUFFER 17IN ONE SPEED 175 RPM 120V	\$338.00	\$170.00	\$45.00
163	100-5420	BUFFER 20IN DUEL SPEED 175/320 RPM 120V	\$405.00	\$204.00	\$54.00
164	100-5430	BURNISHER 20IN HIGH SPEED ELECTRIC	\$405.00	\$204.00	\$54.00
165	<b>100-5435</b>	<b>BURNISHER 28IN HIGH SPEED LP</b>	<b>\$1,247.00</b>	<b>\$441.00</b>	<b>\$228.00</b>
166	100-5500	SPRAYER PAINT STANDARD AIRLESS	\$566.00	\$316.00	\$90.00
167	100-5510	SPRAYER PAINT MEDIUM AIRLESS	\$506.00	\$240.00	\$68.00
168	<b>100-5515</b>	<b>SPRAYER PAINT PAVEMENT STRIPER GAS</b>	<b>\$1,530.00</b>	<b>\$720.00</b>	<b>\$190.00</b>
169	100-5530	SPRAYER ACOUSTICAL STANDARD	\$473.00	\$224.00	\$63.00
170	100-5620	NAILER FRAMING AIR	\$203.00	\$96.00	\$27.00
171	100-5630	NAILER FINISHING AIR	\$203.00	\$96.00	\$27.00
172	100-5632	NAILER FINISHING BATTERY	\$360.00	\$160.00	\$63.00
173	100-5640	NAILER ROOFING AIR	\$203.00	\$96.00	\$27.00
174	100-5650	STAPLER FLOORING AIR	\$203.00	\$96.00	\$27.00
175	100-5670	NAILER SIDING AIR	\$203.00	\$96.00	\$27.00
176	100-5990	DRILL 3/8 IN RIGHT ANGLE ELEC	\$169.00	\$80.00	\$23.00
177	100-6000	DRILL 1/2 IN RIGHT ANGLE ELECTRIC	\$169.00	\$80.00	\$23.00
178	100-6040	DRILL GAS	\$236.00	\$112.00	\$32.00
179	<b>100-6050</b>	<b>DRILL TEE FORMING ELEC</b>	<b>\$720.00</b>	<b>\$266.00</b>	<b>\$105.00</b>
180	100-6100	SCREWGUN	\$75.00	\$40.00	\$14.00
181	100-6110	SCREWGUN W/ AUTO FEED	\$199.00	\$92.00	\$36.00
182	<b>100-6150</b>	<b>PLANER HAND HELD 1 TO 3-1/4 IN ELEC</b>	<b>\$171.00</b>	<b>\$81.00</b>	<b>\$29.00</b>
183	100-6200	PLANER BENCH 12 IN ELEC	\$368.00	\$200.00	\$68.00
184	100-6250	GUN HEAT UP TO 1000 DEGREE ELEC	\$34.00	\$16.00	\$9.00
185	100-6500	SAW JIG HAND HELD ELEC	\$34.00	\$16.00	\$9.00
186	100-6510	SAW CIRCULAR 7 1/4IN BLADE ELEC	\$135.00	\$64.00	\$18.00
187	100-6520	SAW CIRCULAR 10 1/4IN BLADE ELEC	\$203.00	\$96.00	\$27.00
188	100-6530	SAW CIRCULAR 16 IN ELEC	\$338.00	\$160.00	\$45.00
189	100-6540	SAW WORM DRIVE TYPE 7-1/4IN ELEC	\$135.00	\$64.00	\$18.00
190	100-6560	SAW RECIPROCATING HAND BATTERY	\$135.00	\$64.00	\$18.00
191	100-6570	SAW RECIPROCATING HAND ELEC	\$135.00	\$64.00	\$18.00
192	100-6620	SAW MITER SLIDE COMPOUND 12 IN ELEC	\$304.00	\$144.00	\$41.00
193	100-6640	SAW CHOP 14IN BLADE ELEC	\$270.00	\$128.00	\$36.00
194	100-6650	SAW TABLE 10IN BLADE ELEC	\$304.00	\$144.00	\$41.00
195	100-6670	SAW TOE KICK ELEC	\$203.00	\$72.00	\$27.00
196	<b>100-6680</b>	<b>SAW FLUSH CUT ELEC</b>	<b>\$213.00</b>	<b>\$86.00</b>	<b>\$30.00</b>
197	100-6710	SAW BANDSAW HAND ELEC	\$270.00	\$128.00	\$36.00
198	100-6810	STUD GUN FASTENER	\$304.00	\$144.00	\$41.00
199	<b>100-6900</b>	<b>BUFFER AUTOBODY POLISHER UP TO 9 IN ELEC</b>	<b>\$122.00</b>	<b>\$45.00</b>	<b>\$19.00</b>
200	100-7010	WALLPAPER REMOVER LARGE	\$236.00	\$112.00	\$32.00

**EXHIBIT A.1  
PRICING SCHEDULE - OMNIA GOLD**

	<b>CAT CLASS</b>	<b>DESCRIPTION</b>	<b>MONTH</b>	<b>WEEK</b>	<b>DAY</b>
201	100-7020	CARPET BONDING IRON	\$150.00	\$64.00	\$18.00
202	100-7030	SHEETROCK JACK	\$236.00	\$112.00	\$32.00
203	100-7040	SIDING BRAKE	\$94.00	\$40.00	\$18.00
204	100-7050	METAL DETECTOR FERROUS	\$270.00	\$128.00	\$36.00
205	100-7060	METAL DETECTOR TREASURE	\$135.00	\$52.00	\$18.00
206	100-7090	JEEPER PIPE INSPECTOR	\$169.00	\$60.00	\$23.00
207	100-7110	LEVEL OPTICAL TRANSIT	\$244.00	\$92.00	\$36.00
208	100-7140	LEVEL LASER PIPE	\$829.00	\$384.00	\$149.00
209	100-7160	LEVEL LASER VISIBLE	\$439.00	\$208.00	\$59.00
<b>210</b>	<b>100-7250</b>	<b>SNIFFER CONFINED SPACE 4 GAS</b>	<b>\$591.00</b>	<b>\$209.00</b>	<b>\$74.00</b>
<b>211</b>	<b>100-7515</b>	<b>CABLE BENDER HYD W/FOOT PUMP</b>	<b>\$293.00</b>	<b>\$180.00</b>	<b>\$95.00</b>
<b>212</b>	<b>100-7525</b>	<b>CABLE CUTTER 2IN HAND HELD BATTERY</b>	<b>\$405.00</b>	<b>\$135.00</b>	<b>\$48.00</b>
<b>213</b>	<b>100-7526</b>	<b>CABLE CUTTER 4IN REMOTE BATTERY</b>	<b>\$630.00</b>	<b>\$315.00</b>	<b>\$119.00</b>
214	100-7530	CONDUIT BENDING TABLE	\$400.00	\$200.00	\$100.00
215	100-8220	SAFETY CONFINED SPACE ENTRY RESCUE KIT	\$525.00	\$208.00	\$81.00
<b>216</b>	<b>100-8225</b>	<b>SIDE ENTRY SAFETY RETREIVAL SYS W/WINCH</b>	<b>\$1,350.00</b>	<b>\$482.00</b>	<b>\$185.00</b>
217	100-8230	SAFETY WINCH EVAC 50	\$169.00	\$76.00	\$27.00
218	100-8240	FALL PROTECTION SELF-RETRACTING YOYO 60	\$322.00	\$112.00	\$32.00
<b>219</b>	<b>100-8250</b>	<b>SAFETY WINCH EVAC 130</b>	<b>\$899.00</b>	<b>\$288.00</b>	<b>\$76.00</b>
<b>220</b>	<b>100-8265</b>	<b>TRAILER MOUNTED FALL PROTECTION MANUAL</b>	<b>\$2,340.00</b>	<b>\$950.00</b>	<b>\$380.00</b>
221	100-8270	TRAILER MOUNTED FALL PROTECTION ELECTRIC	\$2,340.00	\$950.00	\$380.00
222	100-8275	ALL TERRAIN MOBILE FALL PROTECTION GAS	\$4,950.00	\$2,000.00	\$805.00
<b>223</b>	<b>100-8280</b>	<b>FALL PROTECTION TOWER INDOOR PUSH/PULL</b>	<b>\$2,340.00</b>	<b>\$950.00</b>	<b>\$380.00</b>
224	100-8290	FALL PROTECTION ROLLING DECK EDGE SYSTEM	\$1,100.00	\$380.00	\$190.00
225	105-1605	VACUUM BACKPACK	\$205.00	\$73.00	\$24.00
226	105-1630	VACUUM WET/DRY 6-9 GALLON 135CFM	\$169.00	\$85.00	\$23.00
227	105-1650	VACUUM WET/DRY 10-15 GALLON 135CFM	\$203.00	\$102.00	\$27.00
228	105-1680	VACUUM WET/DRY W/PUMP 19 GALLON	\$446.00	\$191.00	\$68.00
229	105-1700	VACUUM WET/DRY INDUSTRIAL 55 GALLON	\$338.00	\$170.00	\$45.00
<b>230</b>	<b>105-1702</b>	<b>VACUUM WET/DRY INDUSTRIAL 55GAL QUAD AIR</b>	<b>\$810.00</b>	<b>\$270.00</b>	<b>\$95.00</b>
<b>231</b>	<b>105-1703</b>	<b>VACUUM WET/DRY 55 GALLON AIR HAZ LOC</b>	<b>\$630.00</b>	<b>\$225.00</b>	<b>\$119.00</b>
232	105-1705	VACUUM COREDRILL WATER MANAGEMENT SYSTEM	\$338.00	\$170.00	\$50.00
233	105-1715	VACUUM CANISTER DRY SILICA 150 CFM 120V	\$261.00	\$114.00	\$29.00
234	105-1720	VACUUM DROP BAG DRY SILICA 130 CFM 120V	\$261.00	\$114.00	\$29.00
235	105-1725	VACUUM CANISTER DRY SILICA 200 CFM 120V	\$380.00	\$166.00	\$43.00
236	105-1735	VACUUM DROP BAG DRY SILICA 200 CFM 120V	\$380.00	\$166.00	\$43.00
237	105-1740	VACUUM DROP BAG DRY SILICA 250 CFM 120V	\$380.00	\$166.00	\$43.00
<b>238</b>	<b>105-1743</b>	<b>VACUUM DROP BAG DRY SILICA 300 CFM 240V</b>	<b>\$750.00</b>	<b>\$325.00</b>	<b>\$85.00</b>
239	105-1744	VACUUM DROP BAG DRY SILICA 300 CFM LP	\$750.00	\$325.00	\$85.00
240	105-1745	VACUUM CANISTER DRY SILICA 300 CFM 120V	\$380.00	\$166.00	\$43.00
241	105-1746	VACUUM DROP BAG DRY SILICA 300 CFM 120V	\$380.00	\$166.00	\$43.00
242	105-1747	VACUUM DROP BAG DRY SILICA 350 CFM 480V	\$1,250.00	\$430.00	\$140.00
243	105-1749	VACUUM DROP BAG DRY SILICA 400 CFM LP	\$2,700.00	\$945.00	\$310.00
244	105-1800	VACUUM WATER EXTRACTOR W/AUTO PUMPOUT	\$506.00	\$230.00	\$81.00
245	105-1810	EXTRACTOR RIDE-ON FLOOD PUMPER	\$2,288.00	\$1,148.00	\$495.00
246	105-1820	EXTRACTOR LARGE LOSS SKID GAS	\$3,000.00	\$1,479.00	\$653.00
<b>247</b>	<b>105-1920</b>	<b>WASHER STEAMER 250 PSI 2 GPM 115 V ELEC</b>	<b>\$1,215.00</b>	<b>\$540.00</b>	<b>\$143.00</b>
248	105-2000	WASHER 1000-1999 PSI GAS	\$540.00	\$256.00	\$72.00
249	105-2010	WASHER 1000 PSI ELEC 120V 12.5-15AMP	\$540.00	\$256.00	\$72.00
250	105-2020	WASHER 2000-2999 PSI GAS	\$540.00	\$256.00	\$72.00



**EXHIBIT A.1**  
**PRICING SCHEDULE - OMNIA GOLD**

	<b>CAT CLASS</b>	<b>DESCRIPTION</b>	<b>MONTH</b>	<b>WEEK</b>	<b>DAY</b>
251	105-2030	WASHER 2000-2999 PSI LPN	\$540.00	\$256.00	\$72.00
252	105-2040	WASHER 3000 PSI DSL	\$810.00	\$384.00	\$108.00
253	105-2050	WASHER 3000-3999 PSI GAS	\$675.00	\$320.00	\$90.00
254	105-2060	WASHER 4000-4999 PSI GAS	\$675.00	\$320.00	\$90.00
255	105-2065	WASHER 4000 PSI DUEL WAND & ROTARY GAS	\$975.00	\$475.00	\$130.00
256	105-2070	WASHER 5000-5999 PSI GAS	\$975.00	\$448.00	\$126.00
257	105-2500	WASHER 2000-2999 PSI HOT WATER GAS	\$1,080.00	\$512.00	\$144.00
258	105-2505	WASHER 1000-1999 PSI HOT WATER ELEC	\$900.00	\$512.00	\$144.00
259	105-2515	WASHER 3000-3999 PSI HOT WATER GAS	\$1,215.00	\$576.00	\$162.00
260	105-2800	WASHER TRAILER MOUNTED 3000 PSI DSL	\$1,395.00	\$680.00	\$284.00
<b>261</b>	<b>105-2805</b>	<b>WASHER TRAILER NO TANK 3-4K PSI HOT GAS</b>	<b>\$1,395.00</b>	<b>\$680.00</b>	<b>\$284.00</b>
262	105-2810	WASHER TRAILER W/TANK 3-4K PSI HOT GAS	\$1,395.00	\$680.00	\$284.00
263	105-2830	WASHER TRAILER MNT 3000-3999PSI HOT DSL	\$1,395.00	\$680.00	\$284.00
264	105-2840	WASHER TRAILER MNT 4000-4999PSI COLD DSL	\$2,025.00	\$840.00	\$340.00
265	105-3000	SWEEPER CONTRUCTION RIDE ON 3 WHEEL	\$1,515.00	\$664.00	\$279.00
266	105-3020	SWEEPER CONTRUCTION RIDE ON 4 WHEEL CAB	\$2,100.00	\$840.00	\$338.00
267	105-3500	KOMBI POWERHEAD UNIT GAS	\$299.00	\$133.00	\$33.00
268	105-3590	SWEEPER W/B 34 IN PATH BATTERY	\$1,510.00	\$589.00	\$209.00
269	105-3596	SWEEPER W/B 36 IN PATH GAS	\$455.00	\$135.00	\$110.00
270	105-3600	SWEEPER MID-SIZED 50 IN RIDE-ON LP	\$2,400.00	\$988.00	\$360.00
271	105-3610	SWEEPER LARGE 62 IN RIDE-ON LP	\$2,600.00	\$1,216.00	\$428.00
272	105-3615	SWEEPER LARGE 62 IN RIDE-ON DSL	\$3,986.00	\$1,632.00	\$617.00
273	105-3620	SWEEPER INDUSTRIAL 66 IN RIDE ON DSL	\$6,175.00	\$2,470.00	\$865.00
<b>274</b>	<b>105-3640</b>	<b>HIGH VOLUME OUTDOOR SWEEPER DSL</b>	<b>\$10,688.00</b>	<b>\$5,130.00</b>	<b>\$2,166.00</b>
275	105-3650	LITTER VACUUM RIDE ON OUTDOOR	\$3,705.00	\$1,482.00	\$523.00
<b>276</b>	<b>105-3697</b>	<b>SWEEPER MICRO 30-34IN PATH RIDE-ON BATT</b>	<b>\$2,025.00</b>	<b>\$810.00</b>	<b>\$266.00</b>
<b>277</b>	<b>105-3700</b>	<b>SCRUBBER W/B 15 IN PATH ELECTRIC</b>	<b>\$338.00</b>	<b>\$122.00</b>	<b>\$33.00</b>
278	105-3702	SCRUBBER W/B 15 IN PATH BATTERY	\$765.00	\$295.00	\$114.00
<b>279</b>	<b>105-3710</b>	<b>SCRUBBER W/B 20 IN PATH BATTERY</b>	<b>\$1,575.00</b>	<b>\$648.00</b>	<b>\$228.00</b>
280	105-3715	SCRUBBER W/B 32 IN PATH BATTERY	\$1,900.00	\$760.00	\$266.00
281	105-3720	SCRUBBER MID-SIZED RIDE ON BATTERY	\$2,470.00	\$998.00	\$380.00
282	105-3725	SCRUBBER RIDE-ON LONG RUN BATTERY	\$4,275.00	\$1,710.00	\$665.00
283	105-3740	SCRUBBER INDUSTRIAL RIDE ON LP	\$3,175.00	\$1,368.00	\$475.00
284	105-3760	SWEEPER/SCRUBBER INDUST RIDE-ON LPG 40IN	\$3,705.00	\$1,482.00	\$523.00
<b>285</b>	<b>105-3765</b>	<b>SWEEPER/SCRUBBER INDUST RIDE-ON LPG 48IN</b>	<b>\$4,320.00</b>	<b>\$1,980.00</b>	<b>\$689.00</b>
286	105-3800	VACUUM WALK BEHIND LEAF	\$709.00	\$264.00	\$72.00
287	105-3810	CLEANER CARPET COLD WATER	\$270.00	\$136.00	\$36.00
<b>288</b>	<b>105-3815</b>	<b>CLEANER CARPET HOT WATER</b>	<b>\$405.00</b>	<b>\$180.00</b>	<b>\$48.00</b>
289	105-3820	CLEANER UPHOLSTERY	\$169.00	\$85.00	\$23.00
290	110-1530	LIGHT CART LED 150 WATT HAZ LOC	\$236.00	\$90.00	\$32.00
291	110-1550	LIGHT STAND LED 1-HEAD FLOOD	\$140.00	\$70.00	\$18.00
292	110-1553	LIGHT CART LED 200 WATT 1-HEAD	\$225.00	\$77.00	\$45.00
293	110-1555	LIGHT CART LED 400 WATT 2-HEAD	\$300.00	\$120.00	\$65.00
294	110-1560	LIGHT CART 400 WATT METAL HALIDE	\$395.00	\$150.00	\$69.00
295	110-1570	LIGHT WOBBLE LED 36IN	\$280.00	\$135.00	\$36.00
296	110-1575	LIGHT LED 360 DEGREE 115V	\$100.00	\$40.00	\$15.00
297	110-1577	LIGHT LED 360 DEGREE BATTERY	\$140.00	\$50.00	\$20.00
298	110-1580	LIGHT BALLOON LAMP LED 300/575 WATT	\$395.00	\$150.00	\$69.00
299	110-1590	LIGHT BALLOON LAMP 1000 WATT HALIDE	\$395.00	\$150.00	\$69.00
300	110-1700	LIGHT PEDESTAL 1000 WATT ELEC	\$184.00	\$80.00	\$32.00

**EXHIBIT A.1**  
**PRICING SCHEDULE - OMNIA GOLD**

	<b>CAT CLASS</b>	<b>DESCRIPTION</b>	<b>MONTH</b>	<b>WEEK</b>	<b>DAY</b>
301	110-1710	LIGHT PEDESTAL 2000 WATT ELEC	\$184.00	\$80.00	\$32.00
<b>302</b>	<b>110-1720</b>	<b>LIGHT CART 2000 WATT HALIDE 2-HEAD</b>	<b>\$338.00</b>	<b>\$162.00</b>	<b>\$57.00</b>
303	110-1850	LIGHT CRANE LED 450-500W	\$195.00	\$75.00	\$26.00
304	110-2000	LIGHT DROP LED 120V HAZ LOC	\$70.00	\$25.00	\$9.00
305	110-2010	LIGHT FLOOD INCAN 110V HAZ LOC ELEC	\$350.00	\$120.00	\$45.00
306	110-2015	LIGHT AREA LED W/TRIPOD HAZ LOC	\$540.00	\$180.00	\$60.00
307	110-2020	LIGHT STAND AIR 250W HAZ LOC	\$743.00	\$264.00	\$99.00
308	110-2030	LIGHT BRICK LED HAZ LOC	\$1,040.00	\$370.00	\$135.00
309	110-2040	LIGHT FLOOD HAZ LOC AIR	\$675.00	\$240.00	\$90.00
<b>310</b>	<b>110-2041</b>	<b>LIGHT FLOOD AIR LED HAZ LOC</b>	<b>\$810.00</b>	<b>\$270.00</b>	<b>\$95.00</b>
311	110-2043	LIGHT TUBULAR LED FOR INSPECTION HAZ LOC	\$160.00	\$45.00	\$15.00
312	110-2050	LIGHT STRING LED 100FT HAZ LOC	\$911.00	\$324.00	\$122.00
313	110-2055	LIGHT STRING 80FT LED 12V HAZ LOC	\$405.00	\$208.00	\$95.00
314	110-2080	LIGHT STRING INCAN 12V HAZ LOC	\$1,040.00	\$390.00	\$144.00
315	110-2100	LIGHT WORK INCAN 120V HAZ LOC	\$101.00	\$48.00	\$14.00
316	110-2110	LIGHT WORK INCAN 120V/12V HAZ LOC	\$304.00	\$144.00	\$41.00
317	115-1500	TILLER 1 HP 10IN WIDTH HAND HELD	\$270.00	\$128.00	\$36.00
318	115-1550	TILLER 4-5 HP 20-26IN WIDTH MID TINE	\$473.00	\$224.00	\$63.00
319	115-1570	TILLER 6-8 HP 18-20IN WIDTH REAR TINE	\$473.00	\$224.00	\$63.00
320	115-1590	TILLER 9-13 HP 18-20IN WIDTH REAR TINE	\$911.00	\$432.00	\$122.00
321	115-1595	TILLER 10-13 HP 20-26IN WIDTH REAR TINE	\$911.00	\$432.00	\$122.00
322	115-1610	TOPDRESSER 10 CUFT 30IN WALKBEHIND GAS	\$1,350.00	\$600.00	\$150.00
323	115-1700	SOD CUTTER 12IN CUT W/B	\$641.00	\$304.00	\$86.00
324	115-1710	SOD CUTTER 18IN CUT W/B	\$641.00	\$304.00	\$86.00
<b>325</b>	<b>115-1730</b>	<b>SOD ROLLER 30IN WALKBEHIND GAS</b>	<b>\$810.00</b>	<b>\$360.00</b>	<b>\$95.00</b>
326	115-1770	DETHATCHER 20-22IN WALKBEHIND	\$555.00	\$265.00	\$75.00
327	115-1810	AERATOR 10-19IN WIDTH WALKBEHIND	\$574.00	\$280.00	\$80.00
328	115-1820	AERATOR 20-29IN WIDTH WALKBEHIND	\$900.00	\$430.00	\$120.00
329	115-1840	AERATOR 20-29 IN WIDTH RIDE ON	\$1,925.00	\$730.00	\$220.00
330	115-1850	OVERSEEDER WALKBEHIND GAS	\$825.00	\$340.00	\$117.00
331	115-1880	HYDRO SEEDER TRAILER MNT 600-700 GALLON	\$3,155.00	\$1,110.00	\$425.00
332	115-1950	EDGER LAWN	\$300.00	\$160.00	\$45.00
<b>333</b>	<b>115-1955</b>	<b>EDGER LAWN WALK BEHIND</b>	<b>\$405.00</b>	<b>\$216.00</b>	<b>\$57.00</b>
334	115-1960	BED EDGER	\$581.00	\$260.00	\$86.00
335	115-2020	HEDGE TRIMMER 24IN ELEC	\$221.00	\$108.00	\$32.00
336	115-2030	HEDGE TRIMMER 30IN ELEC	\$221.00	\$108.00	\$32.00
337	115-2060	HEDGE TRIMMER 24IN GAS	\$263.00	\$144.00	\$41.00
338	115-2070	HEDGE TRIMMER 24IN ON A 42IN SHAFT GAS	\$296.00	\$156.00	\$54.00
339	115-2080	HEDGE TRIMMER 30IN GAS	\$296.00	\$156.00	\$54.00
<b>340</b>	<b>115-2180</b>	<b>MOWER HIGH WHEELED STRING TRIMMER GAS</b>	<b>\$324.00</b>	<b>\$162.00</b>	<b>\$57.00</b>
341	115-2190	MOWER LAWN 20-24IN PUSH GAS	\$203.00	\$96.00	\$27.00
342	115-2200	MOWER LAWN 20-24IN SELF PROPELLED GAS	\$270.00	\$128.00	\$36.00
343	115-2230	MOWER BRUSH 24-26IN SELF PROPELLED GAS	\$776.00	\$368.00	\$104.00
344	115-2240	MOWER LAWN 36-48IN RIDING GAS	\$878.00	\$416.00	\$117.00
345	115-2250	MOWER LAWN 49-60IN RIDING GAS	\$1,013.00	\$476.00	\$135.00
346	115-2260	MOWER LAWN 49-60IN RIDING DIESEL	\$1,249.00	\$592.00	\$167.00
347	115-2320	WEED EATER GAS	\$360.00	\$96.00	\$36.00
348	115-2405	RAKE POWER W/B GAS	\$748.00	\$360.00	\$95.00
349	115-2410	LEAF BLOWER HANDHELD GAS	\$135.00	\$64.00	\$18.00
350	115-2420	LEAF BLOWER BACKPACK GAS	\$236.00	\$112.00	\$32.00



**EXHIBIT A.1**  
**PRICING SCHEDULE - OMNIA GOLD**

	<b>CAT CLASS</b>	<b>DESCRIPTION</b>	<b>MONTH</b>	<b>WEEK</b>	<b>DAY</b>
351	115-2430	LEAF BLOWER WALKBEHIND GAS	\$371.00	\$176.00	\$50.00
352	115-2435	STRAW BLOWER 4 TON PER HOUR	\$1,164.00	\$413.00	\$133.00
353	115-2440	STRAW BLOWER 7 TON PER HOUR	\$1,187.00	\$531.00	\$228.00
<b>354</b>	<b>115-2450</b>	<b>BLOWER DEBRIS TOW BEHIND GAS</b>	<b>\$4,560.00</b>	<b>\$1,530.00</b>	<b>\$428.00</b>
355	115-2490	POSTHOLE AUGER ONE MAN GAS	\$675.00	\$320.00	\$90.00
356	115-2500	POSTHOLE AUGER ONE MAN TOWABLE GAS	\$675.00	\$320.00	\$90.00
357	115-2540	POSTHOLE AUGER TWO MAN GAS	\$675.00	\$320.00	\$90.00
358	115-2600	POST DRIVER 55LB AIR	\$675.00	\$320.00	\$90.00
359	115-2610	POST DRIVER 45LB GAS	\$675.00	\$320.00	\$90.00
360	115-2650	POST PULLER 3 TON MANUAL	\$169.00	\$60.00	\$23.00
361	115-2700	CHAIN SAW 16IN ELECTRIC	\$304.00	\$144.00	\$41.00
362	115-2754	POLE PRUNER 7IN REACH GAS	\$338.00	\$160.00	\$45.00
363	115-2755	POLE PRUNER SAW 8-12FT REACH GAS	\$371.00	\$176.00	\$50.00
364	115-2760	CHAIN SAW 14IN GAS	\$371.00	\$176.00	\$50.00
365	115-2770	CHAIN SAW 16IN GAS	\$371.00	\$176.00	\$50.00
366	115-2780	CHAIN SAW 18IN GAS	\$439.00	\$208.00	\$59.00
367	115-2790	CHAIN SAW 20IN GAS	\$439.00	\$208.00	\$59.00
368	115-2810	CHAIN SAW 25IN GAS	\$506.00	\$240.00	\$68.00
369	115-2820	CHAIN SAW 28IN GAS	\$574.00	\$272.00	\$77.00
370	115-2840	CHAIN SAW 32IN GAS	\$574.00	\$272.00	\$77.00
371	115-2890	CHAIN SAW CONCRETE 12-16IN GAS	\$859.00	\$392.00	\$113.00
372	115-2900	LOG SPLITTER 9HP 20-26 TON	\$641.00	\$304.00	\$86.00
373	115-2901	LOG SPLITTER 7-8 HP 30-34 TON	\$1,013.00	\$480.00	\$135.00
374	115-2970	GRILL TRAILER MOUNTED W/ROTISSURIE LPG	\$675.00	\$320.00	\$90.00
375	115-3510	BRUSH CHIPPER 6-7IN 20 - 25 HP GAS	\$1,575.00	\$780.00	\$293.00
376	115-3540	BRUSH CHIPPER 12IN 49 - 74 HP DSL	\$2,700.00	\$1,080.00	\$450.00
377	115-3545	BRUSH CHIPPER 12IN 49 - 90 HP GAS	\$2,700.00	\$1,080.00	\$450.00
378	115-3570	BRUSH CHIPPER 18IN 170 - 179 HP DSL	\$4,500.00	\$2,000.00	\$765.00
379	115-3600	STUMP GRINDER 10 - 19 HP GAS	\$1,313.00	\$600.00	\$215.00
380	115-3610	STUMP GRINDER 20 - 29 HP GAS	\$1,350.00	\$615.00	\$235.00
381	115-3640	STUMP GRINDER 60 - 69 HP DSL	\$2,475.00	\$1,320.00	\$495.00
382	115-4010	CHARGER BATTERY 1 TO 24 V	\$203.00	\$72.00	\$27.00
383	120-1520	CHIPPING HAMMER RETAINER 13-20 LB AIR	\$304.00	\$144.00	\$41.00
384	120-1540	CHIPPING HAMMER RETAINER 26-31 LB AIR	\$338.00	\$160.00	\$45.00
385	120-1610	BREAKER 30-39LB AIR	\$304.00	\$144.00	\$41.00
386	120-1620	BREAKER 40-49LB AIR	\$338.00	\$160.00	\$45.00
387	120-1640	BREAKER 60-69LB AIR	\$371.00	\$176.00	\$50.00
388	120-1660	BREAKER 90-99LB AIR	\$473.00	\$224.00	\$63.00
<b>389</b>	<b>120-1695</b>	<b>CLAY DIGGER 20-29 LB AIR</b>	<b>\$304.00</b>	<b>\$144.00</b>	<b>\$41.00</b>
390	120-1700	CLAY DIGGER 30-39 LB AIR	\$304.00	\$144.00	\$41.00
391	120-1750	ROCK DRILL 1-9 LB AIR	\$405.00	\$192.00	\$54.00
392	120-1760	ROCK DRILL 10-19 LB AIR	\$439.00	\$208.00	\$59.00
393	120-1780	ROCK DRILL 30-39 LB AIR	\$473.00	\$224.00	\$63.00
394	120-1800	ROCK DRILL 40-49 LB AIR	\$540.00	\$256.00	\$72.00
395	120-1810	ROCK DRILL 50-59 LB AIR	\$574.00	\$272.00	\$77.00
396	120-1820	ROCK DRILL 60-69 LB AIR	\$574.00	\$272.00	\$77.00
397	120-1900	ROCK SPLITTER	\$831.00	\$299.00	\$95.00
398	120-1910	ROCK SPLITTER POWER BOX	\$595.00	\$270.00	\$109.00
399	120-2010	RIVET BUSTER 6 IN STROKE	\$188.00	\$72.00	\$32.00
400	120-2020	CHIPPING HAMMER 4IN STROKE ROUND	\$188.00	\$72.00	\$32.00

**EXHIBIT A.1**  
**PRICING SCHEDULE - OMNIA GOLD**

	<b>CAT CLASS</b>	<b>DESCRIPTION</b>	<b>MONTH</b>	<b>WEEK</b>	<b>DAY</b>
401	120-2030	RIVET BUSTER 8IN STROKE	\$506.00	\$240.00	\$68.00
402	120-2040	RIVET BUSTER 11IN STROKE	\$540.00	\$256.00	\$72.00
403	120-3000	GRINDER BATWING 7INCH AIR	\$135.00	\$48.00	\$18.00
404	120-3010	GRINDER ANGLE 4 IN AIR	\$135.00	\$48.00	\$18.00
405	120-3020	GRINDER HORIZ 7 IN AIR	\$135.00	\$48.00	\$18.00
406	120-3025	GRINDER VERTICAL 7 IN AIR	\$126.00	\$67.00	\$19.00
407	120-3030	GRINDER STRAIGHT AIR	\$101.00	\$36.00	\$14.00
408	120-3040	GRINDER DIE RIGHT ANGLE 1/4IN AIR	\$101.00	\$36.00	\$14.00
409	120-3050	GRINDER DIE 1/4IN AIR	\$101.00	\$36.00	\$14.00
410	120-3500	DRILL HORIZ 1/2INCH AIR	\$135.00	\$48.00	\$18.00
411	120-3510	DRILL HORIZ 3/8 AIR	\$100.00	\$36.00	\$15.00
412	120-3550	CONCRETE SLAB RIDER DRILL5/8-2-1/2IN AIR	\$2,700.00	\$900.00	\$300.00
413	120-3600	SAW CIRCULAR 8 1/4INCH AIR	\$203.00	\$72.00	\$27.00
414	120-3610	SAW RECIPROCATING HAND AIR	\$244.00	\$96.00	\$36.00
415	120-3620	SAW HACK HAND HELD AIR	\$244.00	\$96.00	\$36.00
416	120-3630	SAW BAND HAND AIR	\$244.00	\$96.00	\$36.00
417	120-3640	SAW TIG AIR	\$244.00	\$96.00	\$36.00
418	120-3990	PIERCING TOOL 2 IN AIR	\$825.00	\$292.00	\$131.00
419	120-4000	PIERCING TOOL 3 IN AIR	\$1,350.00	\$480.00	\$203.00
420	120-4010	PIERCING TOOL 4 IN AIR	\$2,194.00	\$1,040.00	\$293.00
421	125-1200	PUMP HYDROSTATIC TEST 3000 PSI MANUAL	\$394.00	\$148.00	\$68.00
422	125-1205	PUMP HYDROSTATIC TEST 6000 PSI MANUAL	\$371.00	\$132.00	\$54.00
423	125-1210	PUMP HYDROSTATIC TEST 500 PSI ELEC	\$600.00	\$256.00	\$104.00
424	125-1220	PUMP HYDROSTATIC TEST 300 PSI GAS	\$600.00	\$256.00	\$104.00
425	125-1240	PUMP HYDROSTATIC TEST 500 PSI GAS	\$600.00	\$256.00	\$104.00
<b>426</b>	<b>125-1250</b>	<b>PUMP HYDROSTATIC TEST 3000 PSI GAS</b>	<b>\$720.00</b>	<b>\$288.00</b>	<b>\$109.00</b>
<b>427</b>	<b>125-1260</b>	<b>PUMP HYDROSTATIC TEST 3000 PSI ELEC STD</b>	<b>\$720.00</b>	<b>\$288.00</b>	<b>\$109.00</b>
428	125-1270	PUMP HYDROSTATIC TEST 3600PSI HYD STD	\$1,350.00	\$640.00	\$180.00
429	125-1290	PUMP HYDROSTATIC TEST 10000 PSI 2 STAGE	\$1,190.00	\$425.00	\$160.00
430	125-1300	PUMP HYDROSTATIC TEST 10000 PSI AIR	\$600.00	\$256.00	\$104.00
431	125-1420	PIPE SNAKE 1/2IN WIDE 75FT CABLE	\$405.00	\$192.00	\$54.00
432	125-1440	PIPE SNAKE 2IN WIDE 50FT CABLE	\$405.00	\$192.00	\$54.00
433	125-1450	PIPE SNAKE 2-4IN WIDE 100FT CBLE SELF FE	\$675.00	\$304.00	\$108.00
434	125-1460	PIPE SNAKE 1-2IN WIDE 25FT CABLE	\$188.00	\$100.00	\$41.00
435	125-1470	PIPE SNAKE 4-6IN WIDE 100FT CABLE	\$506.00	\$240.00	\$68.00
436	125-1500	SEWER JETTER ELEC	\$574.00	\$272.00	\$77.00
437	125-1510	SEWER JETTER GAS	\$619.00	\$304.00	\$113.00
438	125-1590	THERMAL IMAGING INFARED CAMERA	\$925.00	\$360.00	\$125.00
<b>439</b>	<b>125-1595</b>	<b>CAMERA SEWER 1-1/2-3 HANDHELD</b>	<b>\$540.00</b>	<b>\$315.00</b>	<b>\$143.00</b>
440	125-1600	CAMERA SEWER 3-10	\$1,350.00	\$640.00	\$180.00
441	125-1610	BURIED LINE PIPE AND CAMERA LOCATOR	\$338.00	\$160.00	\$45.00
442	125-1615	BURIED LINE TRANSMITTER NO LOCATOR	\$334.00	\$88.00	\$50.00
<b>443</b>	<b>125-1990</b>	<b>CONDUIT BENDER MECHANICAL 1 IN</b>	<b>\$310.00</b>	<b>\$155.00</b>	<b>\$41.00</b>
<b>444</b>	<b>125-1994</b>	<b>CONDUIT BENDER MECHANICAL EMT/IMC RID 2IN</b>	<b>\$1,418.00</b>	<b>\$709.00</b>	<b>\$187.00</b>
445	125-1997	PVC HEATER/BENDER 4 IN 120V	\$386.00	\$144.00	\$54.00
446	125-1998	PVC HEATER/BENDER 6 IN 230V	\$398.00	\$152.00	\$64.00
447	125-2000	CONDUIT BENDER UP TO 2 555 ELEC	\$743.00	\$264.00	\$99.00
448	125-2010	CONDUIT BENDER 2-1/2-4IN EMT/IMC/RIGID	\$1,283.00	\$608.00	\$171.00
<b>449</b>	<b>125-2015</b>	<b>CONDUIT BENDER 1/2-2 PROGRAMABLE ELEC</b>	<b>\$1,150.00</b>	<b>\$446.00</b>	<b>\$185.00</b>
450	125-2020	CONDUIT BENDER PVC/RIG/EMT/IMC 1/2-2 ELE	\$1,080.00	\$384.00	\$144.00

**EXHIBIT A.1**  
**PRICING SCHEDULE - OMNIA GOLD**

	<b>CAT CLASS</b>	<b>DESCRIPTION</b>	<b>MONTH</b>	<b>WEEK</b>	<b>DAY</b>
451	125-2025	SS TUBING BENDER 1/4-3/4 KIT W/CUTTER	\$600.00	\$300.00	\$100.00
452	125-2030	BENDER CUTTER REBAR 3/4 HYD	\$671.00	\$248.00	\$95.00
453	125-2040	BENDER REBAR 0 TO 180 HYD	\$671.00	\$248.00	\$95.00
<b>454</b>	<b>125-2050</b>	<b>REBAR TYING TOOL BATTERY</b>	<b>\$540.00</b>	<b>\$180.00</b>	<b>\$57.00</b>
<b>455</b>	<b>125-2052</b>	<b>PIPE CUTTER 258 2.5-8IN CAP ELECTRIC</b>	<b>\$405.00</b>	<b>\$248.00</b>	<b>\$119.00</b>
<b>456</b>	<b>125-2054</b>	<b>PIPE CUTTER 258XL 8-12IN CAP ELECTRIC</b>	<b>\$945.00</b>	<b>\$473.00</b>	<b>\$200.00</b>
<b>457</b>	<b>125-2060</b>	<b>PIPE CUTTER UP TO 36" AIR</b>	<b>\$2,689.00</b>	<b>\$960.00</b>	<b>\$335.00</b>
458	125-2110	PIPE CUTTER 8 STRAIGHT	\$293.00	\$144.00	\$54.00
459	125-2120	PIPE CUTTER 12 STRAIGHT	\$368.00	\$168.00	\$63.00
460	125-2130	PIPE CUTTER 16 STRAIGHT	\$431.00	\$192.00	\$72.00
<b>461</b>	<b>125-2140</b>	<b>PIPE CUTTER 20 STRAIGHT</b>	<b>\$518.00</b>	<b>\$216.00</b>	<b>\$76.00</b>
462	125-2150	PIPE CUTTER 24 STRAIGHT	\$619.00	\$240.00	\$90.00
463	125-2160	PIPE CUTTER BEVELLER 2-4	\$203.00	\$72.00	\$27.00
464	125-2170	PIPE CUTTER BEVELLER 3-8	\$223.00	\$79.00	\$30.00
465	125-2180	PIPE CUTTER BEVELLER 7-12	\$270.00	\$96.00	\$36.00
466	125-2190	PIPE CUTTER BEVELLER 14-20	\$371.00	\$132.00	\$50.00
467	125-2200	PIPE CUTTER BEVELLER 20-26	\$506.00	\$180.00	\$68.00
468	125-2210	PIPE CUTTER BEVELLER 24-30	\$574.00	\$204.00	\$77.00
469	125-2220	PIPE CUTTER BEVELLER 30-36	\$641.00	\$228.00	\$86.00
470	125-2230	PIPE CUTTER BEVELLER 4IN AND UP ELEC	\$540.00	\$192.00	\$72.00
471	125-2260	PIPE CUTTER BEVELLING BAND 96	\$473.00	\$168.00	\$63.00
472	125-2300	PIPE THREADER 535 1/8-2 ELEC	\$705.00	\$380.00	\$135.00
473	125-2310	PIPE THREADER 1224 1/4-4 ELEC	\$900.00	\$400.00	\$176.00
<b>474</b>	<b>125-2315</b>	<b>PIPE THREADER 2-1/2 TO 6IN ELECTRIC</b>	<b>\$2,025.00</b>	<b>\$675.00</b>	<b>\$238.00</b>
475	125-2320	PIPE THREADER 700 POWER PONY	\$473.00	\$168.00	\$63.00
476	125-2340	PIPE THREADER GEARED ATTACH 2 1/2-4 141	\$405.00	\$144.00	\$54.00
477	125-2350	PIPE THREADER GEARED ATTACH 4-6 161	\$473.00	\$168.00	\$63.00
478	125-2360	PIPE THREADER 300 1/8-2 ELEC	\$660.00	\$352.00	\$108.00
479	125-2380	PRO PEX PIPE EXPANDER 1/2 3/4 1IN BATT	\$169.00	\$60.00	\$23.00
480	125-2405	FLANGE SPREADER 5 TON HYD DROP PIN	\$338.00	\$120.00	\$45.00
481	125-2410	FLANGE SPREADER 5TONS RATCHET	\$169.00	\$96.00	\$41.00
482	125-2420	FLANGE SPREADER 1TON HYD	\$68.00	\$24.00	\$9.00
483	125-2425	FLANGE SPREADER 5TON HYD	\$185.00	\$90.00	\$45.00
484	125-2440	FLANGE SPREADER 10 TON HYD DROP PIN	\$473.00	\$168.00	\$63.00
485	125-2450	FLANGE SPREADER 14TON HYD	\$540.00	\$192.00	\$72.00
486	125-2460	FLANGE SPREADER 20TONS RATCHET	\$574.00	\$204.00	\$77.00
<b>487</b>	<b>125-2465</b>	<b>FLANGE SPREADER 25 TON W/PUMP HYD</b>	<b>\$891.00</b>	<b>\$297.00</b>	<b>\$105.00</b>
<b>488</b>	<b>125-2472</b>	<b>FLANGE ALIGNMENT 8000LBS FAT8KM</b>	<b>\$882.00</b>	<b>\$468.00</b>	<b>\$119.00</b>
<b>489</b>	<b>125-2473</b>	<b>FLANGE ALIGNMENT 8000LBS FA4TM</b>	<b>\$1,326.00</b>	<b>\$833.00</b>	<b>\$233.00</b>
<b>490</b>	<b>125-2475</b>	<b>FLANGE ALIGNMENT 10000LBS FAT10KM</b>	<b>\$882.00</b>	<b>\$468.00</b>	<b>\$119.00</b>
491	125-2510	CLAMP ADJ CHAIN 4-16	\$101.00	\$36.00	\$14.00
492	125-2520	CLAMP ADJ CHAIN 6-36	\$160.00	\$57.00	\$20.00
493	125-2530	STAND VISE PIPE YOKE	\$101.00	\$36.00	\$14.00
494	125-2550	STAND VISE PIPE CHAIN	\$23.00	\$8.00	\$5.00
495	125-2560	LOCATOR PIPE DIGITAL KIT	\$671.00	\$248.00	\$95.00
496	125-2565	PIPE FREEZING TOOL 1/2 TO 2-1/2 IN ELEC	\$780.00	\$415.00	\$120.00
497	125-2570	PIPE ROLL GROOVER ATTACHMENT 2-12	\$338.00	\$120.00	\$45.00
<b>498</b>	<b>125-2572</b>	<b>PIPE ROLL GROOVER MANUAL 2 TO 6IN CAP</b>	<b>\$383.00</b>	<b>\$135.00</b>	<b>\$71.00</b>
499	125-2640	RACK CONDUIT	\$68.00	\$24.00	\$9.00
500	125-2660	18X4HOSE RACKS W/FORKLIFT SLOTS/RISER	\$413.00	\$172.00	\$81.00

**EXHIBIT A.1**  
**PRICING SCHEDULE - OMNIA GOLD**

	<b>CAT CLASS</b>	<b>DESCRIPTION</b>	<b>MONTH</b>	<b>WEEK</b>	<b>DAY</b>
501	125-2670	WELDER FRAME 6 PACK	\$124.00	\$76.00	\$32.00
502	125-2690	PIPE PRESS TOOL PRO 1/2 - 2 IN BATT	\$506.00	\$240.00	\$68.00
503	125-2692	PRESSING RING KIT 2-1/2IN-4IN	\$400.00	\$200.00	\$110.00
<b>504</b>	<b>125-2695</b>	<b>PIPE PRESS MEGA KIT 1/2 - 2IN STD TOOL</b>	<b>\$450.00</b>	<b>\$225.00</b>	<b>\$119.00</b>
505	130-1210	DRILL MAGNETIC BASE 1/2IN ELEC	\$473.00	\$168.00	\$63.00
506	130-1220	DRILL MAGNETIC BASE 3/4IN ELEC	\$574.00	\$204.00	\$77.00
<b>507</b>	<b>130-1230</b>	<b>DRILL MAGNETIC BASE 1 TO 1-1/2IN ELEC</b>	<b>\$743.00</b>	<b>\$264.00</b>	<b>\$99.00</b>
508	130-1240	DRILL MAGNETIC BASE 1-5/8 TO 2IN ELEC	\$743.00	\$264.00	\$99.00
509	130-1250	DRILL MAGNETIC BASE 2 TO 2-1/2IN ELEC	\$810.00	\$285.00	\$105.00
510	130-1260	DRILL MAGNETIC BASE 3IN ELEC	\$911.00	\$324.00	\$122.00
511	130-1280	DRILL MAGNETIC BASE 2-1/6IN AIR	\$945.00	\$336.00	\$126.00
512	130-1300	KNOCKOUT SET UP TO 4IN MANUAL HYD	\$200.00	\$80.00	\$35.00
<b>513</b>	<b>130-1305</b>	<b>KNOCKOUT SET 2IN BATTERY</b>	<b>\$200.00</b>	<b>\$80.00</b>	<b>\$35.00</b>
514	130-1310	KNOCKOUT SET 4IN BATTERY	\$200.00	\$80.00	\$35.00
515	130-1450	SHEARS SHEET METAL ELEC	\$83.00	\$36.00	\$14.00
516	130-1460	SHEARS CEMENT SIDING ELEC	\$184.00	\$76.00	\$35.00
517	130-1470	STRUT SHEAR KIT W/ PUMP	\$1,485.00	\$520.00	\$225.00
<b>518</b>	<b>130-1480</b>	<b>SHEAR PIPE CUTTER UP TO 5IN HYD</b>	<b>\$1,620.00</b>	<b>\$675.00</b>	<b>\$285.00</b>
519	130-1550	CABLE CRIMPER W/ DIE KIT 12T MANUAL HYD	\$563.00	\$192.00	\$72.00
520	130-1555	CABLE CRIMPER DIELESS 12TON BATTERY	\$765.00	\$240.00	\$100.00
521	130-1560	CABLE CRIMPER 15 TON 18V BATTERY U-DIE	\$1,350.00	\$520.00	\$216.00
522	130-1650	WRENCH IMPACT 1/2IN BATTERY	\$169.00	\$80.00	\$23.00
523	130-1670	WRENCH IMPACT 1/2IN ELEC	\$270.00	\$96.00	\$36.00
524	130-1680	WRENCH IMPACT 3/4IN ELEC	\$304.00	\$108.00	\$41.00
525	130-1690	WRENCH IMPACT 1IN ELEC	\$338.00	\$120.00	\$45.00
526	130-1720	SHEAR WRENCH 5/8-3/4-7/8IN ELECTRIC	\$338.00	\$180.00	\$81.00
<b>527</b>	<b>130-1730</b>	<b>SHEAR WRENCH 3/4 TO 1-1/8IN ELECTRIC</b>	<b>\$405.00</b>	<b>\$203.00</b>	<b>\$86.00</b>
<b>528</b>	<b>130-1740</b>	<b>PUNCH HYDRAULIC 11 TON 18V BATTERY</b>	<b>\$540.00</b>	<b>\$180.00</b>	<b>\$67.00</b>
529	130-1750	PUNCH HYDRAULIC 35 TON	\$540.00	\$256.00	\$72.00
<b>530</b>	<b>130-1755</b>	<b>PUNCH 15/16IN HOLE 1/2IN MATERIAL ELEC</b>	<b>\$1,166.00</b>	<b>\$585.00</b>	<b>\$214.00</b>
531	130-1850	NIBBLER 10 GAUGE ELEC	\$270.00	\$120.00	\$45.00
532	130-1950	CABLE CRIMPER 12 TON 18V BATTERY U-DIE	\$375.00	\$160.00	\$45.00
<b>533</b>	<b>130-1955</b>	<b>GRIP KIT WIRE SIZE 1/0 - 750MCM</b>	<b>\$405.00</b>	<b>\$158.00</b>	<b>\$71.00</b>
534	130-2150	DIE KIT FOR 6AWG TO 750KCMIL ALUM CONN	\$75.00	\$32.00	\$14.00
535	130-2160	DIE KIT FOR 6AWG TO 750KCMIL COPPER CONN	\$75.00	\$32.00	\$14.00
536	135-1140	TENSIONER CONV KIT STS2 1-1/4IN	\$137.00	\$40.00	\$15.00
537	135-1142	TENSIONER CONV KIT STS3 1-5/8IN	\$540.00	\$180.00	\$65.00
<b>538</b>	<b>135-1310</b>	<b>TENSIONER CONV KIT STS3 1-3/4 IN</b>	<b>\$122.00</b>	<b>\$41.00</b>	<b>\$14.00</b>
<b>539</b>	<b>135-1312</b>	<b>TENSIONER CONV KIT STS2 1-3/8 IN</b>	<b>\$122.00</b>	<b>\$41.00</b>	<b>\$14.00</b>
<b>540</b>	<b>135-1314</b>	<b>TENSIONER CONV KIT STS4 1-7/8 IN</b>	<b>\$324.00</b>	<b>\$108.00</b>	<b>\$38.00</b>
<b>541</b>	<b>135-1316</b>	<b>TENSIONER CONV KIT STS5 2-1/2 IN</b>	<b>\$365.00</b>	<b>\$122.00</b>	<b>\$43.00</b>
542	135-1340	TENSIONER STS3 1-5/8 TO 2IN	\$482.00	\$145.00	\$55.00
543	135-1341	TENSIONER STS4 1-7/8 TO 2-1/2	\$540.00	\$180.00	\$65.00
544	135-1342	TENSIONER CONV KIT F/STS3 2IN	\$159.00	\$50.00	\$20.00
545	135-1345	TENSIONER STS5 2-1/2 TO 3	\$540.00	\$180.00	\$65.00
546	135-1380	TENSIONER STS2 1-1/4 TO 1-1/2	\$414.00	\$120.00	\$45.00
547	135-2200	PUMP PNEUMATIC TENSIONER 27500 PSI	\$2,373.00	\$705.00	\$265.00
548	135-2560	WRENCH IMPACT 3/8 AIR	\$75.00	\$35.00	\$18.00
549	135-2580	WRENCH IMPACT 1/2 AIR	\$75.00	\$35.00	\$18.00
550	135-2590	WRENCH IMPACT 3/4 AIR	\$120.00	\$40.00	\$20.00



**EXHIBIT A.1**  
**PRICING SCHEDULE - OMNIA GOLD**

	<b>CAT CLASS</b>	<b>DESCRIPTION</b>	<b>MONTH</b>	<b>WEEK</b>	<b>DAY</b>
551	135-2600	WRENCH IMPACT 1 AIR	\$200.00	\$70.00	\$35.00
552	135-2610	WRENCH IMPACT 1 1/2 AIR	\$300.00	\$100.00	\$50.00
553	135-2620	WRENCH IMPACT SPLINE 1 1/2 AIR	\$300.00	\$100.00	\$50.00
554	135-2640	WRENCH IMPACT SPLINE AIR	\$300.00	\$100.00	\$50.00
555	135-2740	FILTER/REGULATOR/LUBRICATOR CONTROL UNIT	\$95.00	\$32.00	\$10.00
556	135-2750	TORQUE NUTRUNNER AIR .75IN SQ 1K	\$750.00	\$268.00	\$108.00
557	135-2755	TORQUE NUTRUNNER AIR 1IN SQ 1K	\$1,650.00	\$586.00	\$202.00
558	135-2757	TORQUE NUTRUNNER AIR 1IN SQ 3K	\$1,800.00	\$640.00	\$270.00
559	135-2760	TORQUE NUTRUNNER AIR 1.5IN SQ 4K	\$2,265.00	\$808.00	\$301.00
560	135-3050	WRENCH TORQUE 0.75 SQ 1K FT/LBS HYD	\$574.00	\$204.00	\$77.00
561	135-3069	WRENCH TORQUE 1 SQ 3K FT/LBS HYD	\$1,555.00	\$550.00	\$210.00
562	135-3070	WRENCH TORQUE 1 SQ 4K FT/LBS HYD	\$1,350.00	\$480.00	\$180.00
563	135-3089	WRENCH TORQUE 1.5 SQ 5K FT/LBS HYD	\$2,270.00	\$810.00	\$305.00
564	135-3090	WRENCH TORQUE 1.5 SQ 8K FT/LBS HYD	\$1,350.00	\$480.00	\$180.00
565	135-3091	WRENCH TORQUE 1.5 SQ 11K FT/LBS HYD	\$2,565.00	\$910.00	\$345.00
<b>566</b>	<b>135-3110</b>	<b>WRENCH TORQUE 1.5 SQ HYD</b>	<b>\$2,430.00</b>	<b>\$810.00</b>	<b>\$285.00</b>
567	135-3130	WRENCH TORQUE PWR HEAD 8K FT/LBS HYD	\$439.00	\$156.00	\$59.00
568	135-3140	WRENCH TORQUE PWR HEAD 16K FT/LBS HYD	\$641.00	\$304.00	\$86.00
<b>569</b>	<b>135-3141</b>	<b>WRENCH TORQUE 0.75 SQ 36V ELEC</b>	<b>\$2,255.00</b>	<b>\$752.00</b>	<b>\$265.00</b>
570	135-3142	WRENCH TORQUE 1 SQ 36V ELEC	\$2,306.00	\$820.00	\$311.00
571	135-3150	WRENCH TORQUE IMPACT 0.75 SQ AIR	\$1,181.00	\$420.00	\$158.00
572	135-3190	TORQUE NUTRUNNER AIR 1IN SQ 2.5K	\$1,451.00	\$516.00	\$194.00
573	135-3196	TORQUE NUTRUNNER AIR 1.5IN SQ 6K	\$1,985.00	\$705.00	\$265.00
574	135-3210	WRENCH TORQUE PWR HEAD 4K FT/LBS HYD	\$338.00	\$120.00	\$45.00
575	135-3230	WRENCH TORQUE PWR HEAD 2K FT/LBS HYD	\$203.00	\$72.00	\$27.00
<b>576</b>	<b>135-3240</b>	<b>WRENCH TORQUE PWR SW HEAD 5K FT/LB HYD</b>	<b>\$1,080.00</b>	<b>\$450.00</b>	<b>\$285.00</b>
577	135-3270	WRENCH TORQUE 1/2 250 FT/LBS MANUAL	\$124.00	\$44.00	\$18.00
578	135-3290	WRENCH TORQUE 3/4 600 FT/LBS MANUAL	\$124.00	\$44.00	\$18.00
579	135-3310	MULTPLY TORQUE WRENCH 3/4X1 3000 FT/LBS	\$124.00	\$44.00	\$18.00
580	135-3350	MULTIPLIER TORQUE WRENCH 1/2X3/4 MANUAL	\$124.00	\$44.00	\$18.00
581	135-3370	WRENCH TORQUE 1IN 1000 FT/LBS MANUAL	\$176.00	\$62.00	\$23.00
582	135-3390	WRENCH TORQUE 3/8 10-100 FT/LBS MANUAL	\$68.00	\$24.00	\$9.00
583	135-3405	TORQUE HEX LINK 1-1/4 2000 FT/LB HYD	\$236.00	\$84.00	\$32.00
584	135-3410	TORQUE HEX LINK 1-5/8 2000 FT/LBS HYD	\$236.00	\$84.00	\$32.00
585	135-3430	TORQUE HEX LINK 1-13/16 2000 FT/LBS HYD	\$236.00	\$84.00	\$32.00
586	135-3435	TORQUE HEX LINK 2 4000 FT/LBS HYD	\$284.00	\$134.00	\$38.00
587	135-3439	TORQUE HEX LINK 2-3/8 2000 FT/LBS HYD	\$353.00	\$132.00	\$72.00
588	135-3450	TORQUE HEX LINK 2-3/8 4000 FT/LBS HYD	\$270.00	\$96.00	\$36.00
589	135-3470	TORQUE HEX LINK 3-1/8 8000 FT/LBS HYD	\$338.00	\$120.00	\$45.00
590	135-3480	TORQUE HEX LINK 2-3/8 8000 FT/LBS HYD	\$344.00	\$163.00	\$46.00
591	135-3490	TORQUE HEX LINK 2-3/16 4000 FT/LBS HYD	\$270.00	\$96.00	\$36.00
592	135-3510	TORQUE HEX LINK 2-3/4 4000 FT/LBS HYD	\$270.00	\$96.00	\$36.00
<b>593</b>	<b>135-3530</b>	<b>TORQUE HEX LINK 3-1/2 8000 FT/LBS HYD</b>	<b>\$446.00</b>	<b>\$149.00</b>	<b>\$52.00</b>
594	135-3550	TORQUE HEX LINK 1-7/16 2000 FT/LBS HYD	\$236.00	\$84.00	\$32.00
595	135-3570	TORQUE HEX LINK 2-9/16 8000 FT/LBS HYD	\$338.00	\$120.00	\$45.00
596	135-3590	TORQUE HEX LINK 3-1/2 16800 FT/LBS HYD	\$574.00	\$204.00	\$77.00
597	135-3610	TORQUE HEX LINK 3-7/8 16800 FT/LBS HYD	\$574.00	\$204.00	\$77.00
598	135-3630	TORQUE HEX LINK 4-1/4 16800 FT/LBS HYD	\$641.00	\$228.00	\$86.00
599	135-3650	TORQUE HEX LINK 4-5/8 16800 FT/LBS HYD	\$641.00	\$228.00	\$86.00
600	135-3670	TORQUE HEX LINK 2-15/16 4000 FT/LBS HYD	\$270.00	\$96.00	\$36.00

**EXHIBIT A.1**  
**PRICING SCHEDULE - OMNIA GOLD**

	<b>CAT CLASS</b>	<b>DESCRIPTION</b>	<b>MONTH</b>	<b>WEEK</b>	<b>DAY</b>
601	135-3690	TORQUE HEX LINK 2-3/4 8000 FT/LBS HYD	\$338.00	\$120.00	\$45.00
602	135-3730	TORQUE HEX LINK 2-15/16 8000FT/LBS HYD	\$371.00	\$132.00	\$50.00
603	135-3750	TORQUE HEX LINK 2-9/16 4000 FT/LBS HYD	\$270.00	\$96.00	\$36.00
604	135-3770	TORQUE HEX LINK 2 2000 FT/LB HYD	\$270.00	\$96.00	\$36.00
605	135-3790	SPLITTER NUT 50-60 50 T HYD	\$304.00	\$108.00	\$41.00
606	135-3900	EYE WASH STATION	\$296.00	\$108.00	\$41.00
<b>607</b>	<b>135-4060</b>	<b>TORQUE MULTIPLIER 25:1 1" DR</b>	<b>\$293.00</b>	<b>\$108.00</b>	<b>\$38.00</b>
608	135-5100	DRIVER ATTACHMENT 1K FT/LB HYD	\$236.00	\$84.00	\$32.00
<b>609</b>	<b>135-5205</b>	<b>TORQUE M2 HEX LINK 1-1/4 1300FT/LBS HYD</b>	<b>\$236.00</b>	<b>\$84.00</b>	<b>\$32.00</b>
<b>610</b>	<b>135-5210</b>	<b>TORQUE M2 HEX LINK 1-7/16 1300FT/LBS HYD</b>	<b>\$236.00</b>	<b>\$84.00</b>	<b>\$32.00</b>
611	135-5220	TORQUE M2 HEX LINK 1-13/16 1300FT/LBSHYD	\$236.00	\$84.00	\$32.00
612	135-5229	TORQUE M2 HEX LINK 2 3/8"	\$263.00	\$100.00	\$54.00
613	135-6000	RR SPIKE PULLER HYD	\$375.00	\$136.00	\$54.00
614	135-6005	RR SPIKE DRIVER TALL HYD	\$450.00	\$160.00	\$63.00
615	135-6015	RR TAMPER TIE 10 GPM HYD	\$450.00	\$160.00	\$63.00
616	135-6020	RR CUTOFF SAW CCW HYD	\$375.00	\$136.00	\$54.00
617	135-6025	RR IMPACT DRILL 7/16QC HYD	\$375.00	\$136.00	\$54.00
618	135-6030	RR RAIL DRILL HYD	\$559.00	\$200.00	\$77.00
619	135-6035	RR JACK TRACK HYD	\$289.00	\$104.00	\$41.00
620	140-1020	COMPRESSOR PORTABLE 4 CFM ELECTRIC	\$371.00	\$176.00	\$50.00
621	140-1040	COMPRESSOR PORTABLE 7 CFM ELECTRIC	\$371.00	\$176.00	\$50.00
622	140-1060	COMPRESSOR PORTABLE 8 CFM GAS	\$371.00	\$176.00	\$50.00
623	140-1100	COMPRESSOR PORTABLE 14 CFM GAS	\$405.00	\$192.00	\$54.00
<b>624</b>	<b>140-1105</b>	<b>COMPRESSOR PORTABLE 17 CFM GAS</b>	<b>\$450.00</b>	<b>\$197.00</b>	<b>\$57.00</b>
<b>625</b>	<b>140-1120</b>	<b>COMPRESSOR 50-60CFM PORTABLE GAS</b>	<b>\$475.00</b>	<b>\$207.00</b>	<b>\$76.00</b>
626	140-1220	COMPRESSOR TOWABLE 100-125 CFM DSL	\$495.00	\$213.00	\$90.00
627	140-1260	COMPRESSOR TOWABLE 175-195 CFM DSL	\$565.00	\$220.00	\$115.00
<b>628</b>	<b>140-1265</b>	<b>COMPRESSOR UTILITY MOUNT 175-195 CFM DSL</b>	<b>\$1,080.00</b>	<b>\$518.00</b>	<b>\$190.00</b>
629	140-1280	COMPRESSOR TOWABLE 200-245 CFM DSL	\$881.00	\$380.00	\$198.00
630	140-1360	COMPRESSOR TOWABLE 375-425CFM DSL	\$1,425.00	\$621.00	\$266.00
631	140-1375	COMPRESSOR TOWABLE 750CFM DSL	\$2,600.00	\$1,440.00	\$499.00
632	140-1380	COMPRESSOR TOWABLE 825CFM DSL	\$2,600.00	\$1,440.00	\$523.00
633	140-1385	COMPRESSOR TOWABLE 900CFM DSL	\$4,500.00	\$1,800.00	\$618.00
<b>634</b>	<b>140-1392</b>	<b>COMPRESSOR TOWABLE 1170CFM 350PSI DSL</b>	<b>\$6,500.00</b>	<b>\$2,340.00</b>	<b>\$903.00</b>
635	140-1400	COMPRESSOR TOWABLE 1600CFM DSL	\$6,500.00	\$2,340.00	\$903.00
636	140-1420	COMPRESSOR TOWABLE INST QUAL 750CFM DSL	\$4,050.00	\$1,620.00	\$689.00
637	140-1460	COMPRESSOR TOWABLE INST QUAL 915CFM DSL	\$4,950.00	\$1,890.00	\$755.00
638	140-1480	COMPRESSOR TOWABLE INS QUAL 1600CFM DSL	\$6,700.00	\$2,696.00	\$1,093.00
639	140-1610	COMPRESSOR RECIPROCATING 5HP ELEC	\$525.00	\$185.00	\$65.00
<b>640</b>	<b>140-1640</b>	<b>COMPRESSOR ROTARY 130CFM ELEC</b>	<b>\$1,560.00</b>	<b>\$553.00</b>	<b>\$203.00</b>
641	140-1645	COMPRESSOR ROTARY 240CFM ELEC	\$1,560.00	\$553.00	\$203.00
642	140-1655	COMPRESSOR ROTARY 365CFM ELEC	\$1,600.00	\$595.00	\$225.00
643	140-1660	COMPRESSOR ROTARY 365CFM 125PSI ELEC	\$2,240.00	\$893.00	\$315.00
644	140-1670	COMPRESSOR ROTARY 500CFM 125PSI ELEC	\$2,400.00	\$978.00	\$338.00
645	140-1675	COMPRESSOR ROTARY 750CFM ELEC	\$2,600.00	\$1,063.00	\$360.00
646	140-1680	COMPRESSOR ROTARY 750CFM 125PSI ELEC	\$3,400.00	\$1,254.00	\$450.00
647	140-1685	COMPRESSOR ROTARY 900CFM ELEC	\$3,900.00	\$1,318.00	\$495.00
648	140-1690	COMPRESSOR ROTARY 1000CFM 125PSI ELEC	\$3,900.00	\$1,318.00	\$495.00
649	140-1695	COMPRESSOR ROTARY 1500CFM ELEC	\$5,000.00	\$1,785.00	\$675.00
650	140-1700	COMPRESSOR ROTARY 1500CFM 125PSI ELEC	\$5,200.00	\$1,925.00	\$698.00



**EXHIBIT A.1**  
**PRICING SCHEDULE - OMNIA GOLD**

	<b>CAT CLASS</b>	<b>DESCRIPTION</b>	<b>MONTH</b>	<b>WEEK</b>	<b>DAY</b>
651	140-1705	COMPRESSOR ROTARY 1500CFM 2300V ELEC	\$5,200.00	\$1,925.00	\$698.00
652	140-1710	COMPRESSOR ROTARY 1500CFM 4160V ELEC	\$5,200.00	\$1,925.00	\$698.00
653	140-1720	COMPRESSOR STATIONARY 25 CFM GAS	\$338.00	\$156.00	\$72.00
654	140-2010	COMPRESSOR ATTACH WATER SEPARATOR	\$489.00	\$166.00	\$72.00
655	140-2110	COMPRESSED AIR AFTERCOOLER FILTER450CFM	\$680.00	\$255.00	\$90.00
656	140-2150	COMPRESSED AIR AFTERCOOLERFILTER1000CFM	\$1,148.00	\$514.00	\$243.00
<b>657</b>	<b>140-2200</b>	<b>COMPRESSED AIR REFRIG DRYER 75CFM 115V</b>	<b>\$1,260.00</b>	<b>\$446.00</b>	<b>\$157.00</b>
<b>658</b>	<b>140-2210</b>	<b>COMPRESSED AIR REFRIG DRYER 250CFM 460V</b>	<b>\$1,350.00</b>	<b>\$473.00</b>	<b>\$166.00</b>
659	140-2230	COMPRESSED AIR DESICCANT DRYER 450CFM	\$1,900.00	\$760.00	\$271.00
660	140-2250	COMPRESSED AIR DESICT DRYER 1500CFM 115V	\$2,708.00	\$998.00	\$333.00
661	140-2270	COMPRESSOR ATTACH DRYER 2501-3000 CFM	\$4,940.00	\$1,758.00	\$641.00
662	140-2310	COMPRESSED AIR AFTERCOOLERDRYFLTR 500CFM	\$2,351.00	\$903.00	\$309.00
663	140-2330	COMPRESSED AIR AFTERCOOLDRYFLTR 1000CFM	\$3,007.00	\$1,164.00	\$352.00
664	140-2350	COMPRESSED AIR AFTERCOOLDRYFLTR 1600CFM	\$4,028.00	\$1,473.00	\$499.00
665	140-2410	COMPRESSOR ATTACH MIST ELMIN 500-999 CFM	\$595.00	\$225.00	\$108.00
666	140-2420	COMPRESSOR ATTACH MIST ELMIN1500-2000CFM	\$1,148.00	\$408.00	\$162.00
667	140-3300	FILTER POT CARBON 6 BAG VESSEL	\$1,000.00	\$320.00	\$90.00
668	140-3310	FILTER POT SS 2 VESSELS BAG SKID	\$1,620.00	\$550.00	\$180.00
<b>669</b>	<b>140-3314</b>	<b>FILTER POT SS 4 BAG VESSEL 4IN INLT SKID</b>	<b>\$2,050.00</b>	<b>\$560.00</b>	<b>\$185.00</b>
670	140-3316	FILTER POT SS 6 BAG VESSEL 6IN INLT SKID	\$2,050.00	\$560.00	\$185.00
<b>671</b>	<b>140-3318</b>	<b>FILTER POT SS 8 BAG VESSEL 8IN INLT SKID</b>	<b>\$2,050.00</b>	<b>\$560.00</b>	<b>\$185.00</b>
672	140-3320	FILTER POT CODED 12 IN CT BP TRAILER	\$3,900.00	\$1,160.00	\$432.00
673	140-3330	FILTER POT CODED DUAL 12 IN TRAILER	\$5,700.00	\$2,040.00	\$765.00
<b>674</b>	<b>140-3332</b>	<b>FILTER POT SAND SS 4 POT 8IN INLET SKID</b>	<b>\$3,150.00</b>	<b>\$1,080.00</b>	<b>\$380.00</b>
675	140-3430	DIESEL PARTICULATE FILTER FOR 4.9L	\$1,800.00	\$960.00	\$540.00
676	140-3570	MANIFOLD AIR 10 GALLON TANK	\$344.00	\$123.00	\$50.00
677	140-3580	MANIFOLD AIR 15 GALLON TANK	\$344.00	\$123.00	\$50.00
678	150-1040	RAMMER SAND	\$205.00	\$98.00	\$29.00
679	150-1060	RAMMER JUMPING JACK 1LB - 99LB GAS	\$360.00	\$200.00	\$70.00
680	150-1070	RAMMER JUMPING JACK 100LB - 150LB GAS	\$360.00	\$200.00	\$70.00
681	150-1080	RAMMER JUMPING JACK 151LB - 199LB GAS	\$360.00	\$200.00	\$70.00
682	150-1120	RAMMER JUMPING JACK 100LB - 199LB BATT	\$630.00	\$305.00	\$90.00
683	150-1140	RAMMER JUMPING JACK 100LB - 199LB DSL	\$630.00	\$305.00	\$90.00
684	150-1260	PLATE COMPACTOR UP TO 299LB GAS	\$395.00	\$238.00	\$75.00
685	150-1420	PLATE COMPACTOR 100LB TO 199LB REVERSBLE	\$497.00	\$238.00	\$75.00
686	150-1440	PLATE COMPACTOR 200LB TO 299LB REVERSBLE	\$600.00	\$290.00	\$85.00
687	150-1460	PLATE COMPACTOR 300LB TO 399LB REVERSBLE	\$600.00	\$290.00	\$85.00
688	150-1500	PLATE COMPACTOR 500LB TO 599LB REVERSBLE	\$900.00	\$420.00	\$130.00
689	150-1520	PLATE COMPACTOR 600LB TO 699LB REVERSBLE	\$965.00	\$475.00	\$140.00
690	150-1540	PLATE COMPACTOR 700LB TO 799LB REVERSBLE	\$1,024.00	\$505.00	\$150.00
691	150-1560	PLATE COMPACTOR 900LB TO 999LB REVERSBLE	\$1,609.00	\$790.00	\$235.00
692	150-1580	PLATE COMPACTOR 1000 TO 1100LB REVERSBLE	\$1,609.00	\$790.00	\$235.00
693	150-1600	PLATE COMPACTOR 1100LB-1199LB REVERSBLE	\$1,667.00	\$820.00	\$245.00
694	150-1720	TAMPER 30LB 6IN AIR	\$338.00	\$165.00	\$50.00
695	150-2020	ROLLER WALKBEHIND DOUBLE DRUM 25IN GAS	\$750.00	\$410.00	\$155.00
696	150-2040	ROLLER WALKBEHIND SINGLE DRUM 28IN GAS	\$788.00	\$420.00	\$158.00
697	150-2100	ROLLER WALKBEHIND SINGLE DRUM 30IN GAS	\$788.00	\$420.00	\$158.00
698	150-2220	ROLLER TRENCH VIBRA DBL DRUM 22IN DSL	\$1,838.00	\$840.00	\$356.00
699	150-2260	ROLLER TRENCH VIBRA DBL DRUM 32IN DSL	\$1,838.00	\$840.00	\$356.00
700	150-2560	ROLLER RIDE-ON PADFT 54IN SNG 5 TON	\$3,445.00	\$1,550.00	\$500.00

**EXHIBIT A.1  
PRICING SCHEDULE - OMNIA GOLD**

	<b>CAT CLASS</b>	<b>DESCRIPTION</b>	<b>MONTH</b>	<b>WEEK</b>	<b>DAY</b>
701	150-2580	ROLLER RIDE-ON PADFT 66IN SNG 8 TON	\$3,590.00	\$1,560.00	\$580.00
702	150-2600	ROLLER RIDE-ON PADFT 84IN SNG 11 TON	\$4,380.00	\$1,805.00	\$653.00
703	150-2620	ROLLER RIDE-ON PADFT 84IN SNG 14 TON	\$4,880.00	\$2,010.00	\$785.00
704	150-2730	ROLLER RIDE-ON SMOOTH 54IN SNG 5 TON	\$2,485.00	\$1,090.00	\$446.00
705	150-2760	ROLLER RIDE-ON SMOOTH 66IN SNG 8 TON	\$2,940.00	\$1,340.00	\$536.00
706	150-2770	ROLLER RIDE-ON SMOOTH 84IN SNG 11 TON	\$3,900.00	\$1,640.00	\$621.00
707	150-2820	ROLLER RIDE-ON SMOOTH 35IN DBL 1 TON GAS	\$1,180.00	\$495.00	\$175.00
708	150-2840	ROLLER RIDE-ON SMOOTH 47IN DBL 2 TON DSL	\$1,575.00	\$615.00	\$252.00
709	150-2860	ROLLER RIDE-ON SMOOTH 47IN DBL 3 TON DSL	\$1,575.00	\$615.00	\$252.00
710	150-2880	ROLLER RIDE-ON SMOOTH 66IN DBL 7 TON DSL	\$4,000.00	\$2,029.00	\$653.00
711	150-2920	ROLLER RIDE-ON SMOOTH 66IN DBL 11TON DSL	\$4,500.00	\$2,177.00	\$752.00
712	150-2950	ROLLER ATTACHMENT PADFOOT 5 TON	\$459.00	\$170.00	\$57.00
713	150-2960	ROLLER ATTACHMENT PADFOOT 8 TON	\$680.00	\$350.00	\$119.00
714	150-2970	ROLLER ATTACHMENT PADFOOT 11 TON	\$850.00	\$383.00	\$143.00
715	150-3020	ROLLER ASPHALT 9 WHL PNUEMATIC 68IN 12TN	\$3,923.00	\$1,307.00	\$228.00
716	150-3240	PLATE ATT 12IN 1-7MT MINI EX 3000LB	\$911.00	\$432.00	\$122.00
717	150-3260	PLATE ATT 24IN BH & 8MT MINI EX 6500LB	\$1,148.00	\$540.00	\$143.00
<b>718</b>	<b>150-3265</b>	<b>PLATE ATT 18IN 1-7MT MINI EX 3400LB</b>	<b>\$1,148.00</b>	<b>\$540.00</b>	<b>\$143.00</b>
719	150-3300	PLATE ATT 27IN 10-18MT EXCAVATOR 11000LB	\$1,913.00	\$900.00	\$238.00
720	150-3320	PLATE ATT 34IN 19-24MT EXCAVATOR 21000LB	\$2,104.00	\$990.00	\$261.00
721	150-4000	ROAD MILLING COLD 20IN WIDE	\$9,681.00	\$3,599.00	\$1,283.00
722	150-4010	ROAD MILLING COLD 80IN WIDE	\$27,924.00	\$9,700.00	\$2,375.00
<b>723</b>	<b>150-4020</b>	<b>TRAILER ASPHALT 4 TON</b>	<b>\$3,060.00</b>	<b>\$1,454.00</b>	<b>\$371.00</b>
724	150-4100	TRAILER ASPHALT HEATED SPRAYER 300 GAL	\$2,351.00	\$784.00	\$261.00
725	150-4120	ASPHALT CRACK FILLER W/B LP	\$640.00	\$300.00	\$130.00
726	150-5000	TRAILER CRACK SEALER 250 GAL	\$3,500.00	\$1,140.00	\$456.00
727	175-1100	SURVEILLANCE TRAILER SINGLE CAMERA UNIT	\$1,900.00	\$637.00	\$260.00
728	175-1105	SURVEILLANCE TRAILER INFARED CAMERA	\$2,080.00	\$695.00	\$275.00
729	175-1110	SURVEILLANCE SINGLE CAMERA UNIT EXTRA	\$475.00	\$162.00	\$67.00
730	175-1115	SURVEILLANCE CAMERA W TRIPOD 115V	\$808.00	\$276.00	\$114.00
731	175-1120	SURVEILLANCE INFRARED CAMERA EXTRA	\$555.00	\$190.00	\$80.00
<b>732</b>	<b>200-1015</b>	<b>MINI WHEEL LOADER W/B &lt; 600LB CAPBATTERY</b>	<b>\$3,060.00</b>	<b>\$1,080.00</b>	<b>\$456.00</b>
733	200-1020	MINI TRACK LOADER W/B < 600LB CAP GAS	\$1,663.00	\$713.00	\$238.00
734	200-1030	MINI TRACK LOADER W/B < 600LB CAP DSL	\$1,663.00	\$713.00	\$238.00
735	200-1040	MINI TRACK LOADER W/B > 600LB CAP DSL	\$1,758.00	\$755.00	\$271.00
736	200-1050	MINI TRACK LOADER W/B 2000LB CAP DSL	\$2,370.00	\$1,045.00	\$375.00
737	200-1310	SKIDSTEER LOADER 250-750LB ROPS	\$1,663.00	\$540.00	\$190.00
738	200-1311	SKIDSTEER LOADER 250-750LB CAB	\$1,710.00	\$551.00	\$200.00
739	200-1350	SKIDSTEER LOADER 1300-2099LB ROPS	\$1,200.00	\$465.00	\$185.00
740	200-1351	SKIDSTEER LOADER 1300-2099LB CAB	\$1,275.00	\$505.00	\$205.00
741	200-1352	SKIDSTEER LOADER 1751-2099LB ROPS HF	\$1,275.00	\$505.00	\$205.00
742	200-1353	SKIDSTEER LOADER 1751-2099LB CAB HF	\$1,275.00	\$540.00	\$220.00
743	200-1360	SKIDSTEER LOADER 2100-2399LB ROPS	\$1,400.00	\$620.00	\$265.00
744	200-1361	SKIDSTEER LOADER 2100-2399LB CAB	\$1,450.00	\$695.00	\$295.00
745	200-1362	SKIDSTEER LOADER 2100-2399LB ROPS HF	\$1,450.00	\$695.00	\$295.00
746	200-1370	SKIDSTEER LOADER 2400-2999LB ROPS	\$1,400.00	\$620.00	\$265.00
747	200-1371	SKIDSTEER LOADER 2400-2999LB CAB	\$1,450.00	\$695.00	\$295.00
748	200-1372	SKIDSTEER LOADER 2400-2999LB ROPS HF	\$1,450.00	\$695.00	\$295.00
749	200-1373	SKIDSTEER LOADER 2400-2999LB CAB HF	\$1,586.00	\$740.00	\$303.00
750	200-1381	SKIDSTEER LOADER OVER 3000LB CAB	\$1,785.00	\$815.00	\$334.00

**EXHIBIT A.1**  
**PRICING SCHEDULE - OMNIA GOLD**

	<b>CAT CLASS</b>	<b>DESCRIPTION</b>	<b>MONTH</b>	<b>WEEK</b>	<b>DAY</b>
751	200-1382	SKIDSTEER LOADER OVER 3000LB ROPS HF	\$1,975.00	\$885.00	\$370.00
<b>752</b>	<b>200-1420</b>	<b>COMPACT TRACK LOADER 600-1299LB ROPS</b>	<b>\$2,000.00</b>	<b>\$775.00</b>	<b>\$300.00</b>
753	200-1430	COMPACT TRACK LOADER 1300-1699LB ROPS	\$2,000.00	\$775.00	\$300.00
754	200-1431	COMPACT TRACK LOADER 1300-1699LB CAB	\$2,035.00	\$790.00	\$315.00
755	200-1440	COMPACT TRACK LOADER 1700-1999LB ROPS	\$2,000.00	\$775.00	\$300.00
756	200-1441	COMPACT TRACK LOADER 1700-1999LB CAB	\$2,035.00	\$790.00	\$315.00
757	200-1450	COMPACT TRACK LOADER 2000-2399LB ROPS	\$2,000.00	\$775.00	\$300.00
758	200-1451	COMPACT TRACK LOADER 2000-2399LB CAB	\$2,035.00	\$790.00	\$315.00
759	200-1452	COMPACT TRACK LOADER 2000-2399LB ROPS HF	\$2,035.00	\$790.00	\$315.00
760	200-1453	COMPACT TRACK LOADER 2000-2399LB CAB HF	\$2,135.00	\$825.00	\$330.00
761	200-1460	COMPACT TRACK LOADER 2400-2799LB ROPS	\$2,135.00	\$825.00	\$330.00
762	200-1461	COMPACT TRACK LOADER 2400-2799LB CAB	\$2,175.00	\$896.00	\$346.00
763	200-1462	COMPACT TRACK LOADER 2400-2799LB ROPS HF	\$2,175.00	\$896.00	\$346.00
764	200-1463	COMPACT TRACK LOADER 2400-2799LB CAB HF	\$2,350.00	\$985.00	\$375.00
765	200-1470	COMPACT TRACK LOADER 2800LB & OVER ROPS	\$2,350.00	\$985.00	\$375.00
766	200-1471	COMPACT TRACK LOADER 2800LB & OVER CAB	\$2,500.00	\$1,050.00	\$395.00
767	200-1472	COMPACT TRACK LOADER 2800LB & UP ROPS HF	\$2,500.00	\$1,050.00	\$395.00
768	200-1473	COMPACT TRACK LOADER 2800LB & UP CAB HF	\$2,600.00	\$1,067.00	\$410.00
769	210-1100	BACKHOE COMPACT TLB 20-23HP 4WD ROPS DSL	\$1,733.00	\$735.00	\$234.00
770	210-1200	BACKHOE COMPACT TLB 24-29HP 4WD ROPS DSL	\$2,115.00	\$860.00	\$284.00
771	210-3100	BACKHOE 70-97HP 2WD ROPS DSL	\$1,950.00	\$800.00	\$298.00
772	210-3150	BACKHOE 70-97HP 2WD CAB DSL	\$1,950.00	\$800.00	\$298.00
773	210-3200	BACKHOE 70-97HP 4WD ROPS DSL	\$1,950.00	\$800.00	\$298.00
774	210-3205	BACKHOE 70-97HP 4WD ROPS EXTENDAHOE DSL	\$1,950.00	\$800.00	\$298.00
775	210-3250	BACKHOE 70-97HP 4WD CAB DSL	\$2,050.00	\$850.00	\$325.00
776	210-3255	BACKHOE 70-97HP 4WD CAB EXTENDAHOE DSL	\$2,050.00	\$850.00	\$325.00
777	210-4205	BACKHOE 98-115HP 4WD ROPS EXTENDAHOE DSL	\$3,300.00	\$1,238.00	\$440.00
<b>778</b>	<b>210-4250</b>	<b>BACKHOE 98-115HP 4WD CAB DSL</b>	<b>\$3,375.00</b>	<b>\$1,294.00</b>	<b>\$460.00</b>
779	210-4255	BACKHOE 98-115HP 4WD CAB EXTENDAHOE DSL	\$3,375.00	\$1,294.00	\$460.00
780	210-5250	BACKHOE OVER 115HP 4WD CAB DSL	\$5,100.00	\$1,800.00	\$640.00
781	210-5255	BACKHOE OVER 115HP 4WD CAB EXTENDHOE DSL	\$5,100.00	\$1,800.00	\$640.00
782	230-1000	DEMOLITION ROBOT DXR140 2200LB 12FT ELEC	\$6,650.00	\$2,375.00	\$760.00
783	230-1100	DEMOLITION ROBOT DXR300 4300LB 17FT ELEC	\$8,550.00	\$3,325.00	\$1,140.00
784	230-1200	BREAKER DEMOLITION ROBOT 310LB DXR140	\$1,140.00	\$380.00	\$166.00
785	230-1210	BREAKER DEMOLITION ROBOT 440LB DXR300	\$1,425.00	\$475.00	\$190.00
786	230-1215	BREAKER DEMOLITION ROBOT 660LB DXR300	\$1,710.00	\$570.00	\$215.00
787	230-1300	DEMOLITION ROBOT ATTCH GRAPPLER DXR140	\$1,425.00	\$475.00	\$190.00
788	230-1310	DEMOLITION ROBOT ATTCH GRAPPLER DXR300	\$1,425.00	\$475.00	\$190.00
789	230-1400	DEMOLITION ROBOT ATTCH CRUSHER DXR140	\$2,375.00	\$760.00	\$335.00
790	230-1410	DEMOLITION ROBOT ATTCH CRUSHER DXR300	\$2,660.00	\$950.00	\$404.00
791	230-1430	DEMOLITION ROBOT ATTCH DRUMCUTTER DXR300	\$2,660.00	\$950.00	\$404.00
792	230-1500	DEMOLITION ROBOT ATTCH SHEARER 140/300	\$2,660.00	\$950.00	\$404.00
793	230-1600	DEMOLITION ROBOT BUCKET 12 SMOOTH DXR140	\$214.00	\$71.00	\$29.00
794	230-1610	DEMOLITION ROBOT BUCKET 12 SMOOTH DXR300	\$214.00	\$71.00	\$29.00
795	230-1620	DEMOLITION ROBOT BUCKET 20 TRENCH DXR140	\$214.00	\$71.00	\$29.00
796	230-1630	DEMOLITION ROBOT BUCKET 20 TRENCH DXR300	\$214.00	\$71.00	\$29.00
797	230-1640	DEMOLITION ROBOT BUCKET 30 SMOOTH DXR140	\$214.00	\$71.00	\$29.00
798	230-1650	DEMOLITION ROBOT BUCKET 30 SMOOTH DXR300	\$214.00	\$71.00	\$29.00
799	240-1000	MINI-EXCAVATOR 2000-2999 LBS DSL ROPS	\$1,425.00	\$685.00	\$250.00
800	240-1200	MINI-EXCAVATOR 4000-4999 LBS DSL ROPS	\$1,425.00	\$685.00	\$250.00



**EXHIBIT A.1**  
**PRICING SCHEDULE - OMNIA GOLD**

	<b>CAT CLASS</b>	<b>DESCRIPTION</b>	<b>MONTH</b>	<b>WEEK</b>	<b>DAY</b>
801	240-1201	MINI-EXCAVATOR 4000-4999 LBS HYBRID ROPS	\$2,800.00	\$1,065.00	\$450.00
802	240-1300	MINI-EXCAVATOR 5000-6999 LBS DSL ROPS	\$1,425.00	\$685.00	\$250.00
803	240-1310	MINI-EXCAVATOR 5000-6999 LBS DSL CAB	\$1,460.00	\$700.00	\$260.00
804	240-1400	MINI-EXCAVATOR 7000-8999 LBS DSL ROPS	\$1,580.00	\$735.00	\$270.00
805	240-1410	MINI-EXCAVATOR 7000-8999 LBS DSL CAB	\$1,650.00	\$755.00	\$285.00
806	240-1500	MINI-EXCAVATOR 9000-11999 LBS DSL ROPS	\$1,975.00	\$840.00	\$300.00
807	240-1510	MINI-EXCAVATOR 9000-11999 LBS DSL CAB	\$2,243.00	\$890.00	\$340.00
808	240-1600	MINI-EXCAVATOR 12000-13999 LBS DSL ROPS	\$2,405.00	\$975.00	\$385.00
809	240-1610	MINI-EXCAVATOR 12000-13999 LBS DSL CAB	\$2,500.00	\$1,060.00	\$415.00
810	240-1620	MINI-EXCAVATOR 12000 LBS DSL CAB WHEELED	\$5,900.00	\$2,400.00	\$1,050.00
811	240-1700	MINI-EXCAVATOR 14000-19000 LBS DSL ROPS	\$3,010.00	\$1,150.00	\$450.00
812	240-1710	MINI-EXCAVATOR 14000-19000 LBS DSL CAB	\$3,010.00	\$1,150.00	\$450.00
813	240-2000	EXCAVATOR 28000-38000 LBS STD REACH	\$4,020.00	\$1,520.00	\$630.00
814	240-2020	EXCAVATOR 28000-38000 LBS REDUCED TAIL	\$4,120.00	\$1,520.00	\$650.00
815	240-2030	EXCAVATOR 28000-38000 LBS RED TAILRUBTRK	\$5,200.00	\$1,850.00	\$725.00
816	240-2040	EXCAVATOR 28000-38000 LBS CAB WHEELED	\$7,800.00	\$2,700.00	\$900.00
817	240-2100	EXCAVATOR 39000-42000 LBS STD REACH	\$5,225.00	\$1,960.00	\$810.00
818	240-2200	EXCAVATOR 43000-49999 LBS STD REACH	\$5,225.00	\$1,960.00	\$810.00
819	240-2210	EXCAVATOR 43000-49999 LBS LONG REACH	\$7,500.00	\$2,900.00	\$1,211.00
820	240-2300	EXCAVATOR 50000-59999 LBS STD REACH	\$6,971.00	\$2,780.00	\$1,126.00
<b>821</b>	<b>240-2310</b>	<b>EXCAVATOR 50000-59999 LBS LONG REACH</b>	<b>\$10,350.00</b>	<b>\$4,041.00</b>	<b>\$1,549.00</b>
822	240-2320	EXCAVATOR 50000-59999 LBS REDUCED TAIL	\$6,971.00	\$2,780.00	\$1,126.00
<b>823</b>	<b>240-2350</b>	<b>EXCAVATOR 50000-59999 LBS WHEELED</b>	<b>\$10,350.00</b>	<b>\$4,041.00</b>	<b>\$1,549.00</b>
824	240-2400	EXCAVATOR 60000-69999 LBS STD REACH	\$7,825.00	\$3,160.00	\$1,275.00
825	240-2500	EXCAVATOR 70000-80000 LBS STD REACH	\$9,000.00	\$3,720.00	\$1,488.00
<b>826</b>	<b>240-2510</b>	<b>EXCAVATOR 70000-80000 LBS REDUCED TAIL</b>	<b>\$11,700.00</b>	<b>\$4,635.00</b>	<b>\$1,758.00</b>
827	250-1100	DOZER STD TRACK 70-85 HP ROPS	\$3,380.00	\$1,435.00	\$563.00
828	250-1140	DOZER WIDE TRACK 70-85 HP ROPS	\$3,563.00	\$1,435.00	\$563.00
829	250-1160	DOZER WIDE TRACK 70-85 HP CAB	\$3,675.00	\$1,480.00	\$585.00
830	250-1200	DOZER STD TRACK 86-95 HP ROPS	\$3,765.00	\$1,500.00	\$625.00
831	250-1220	DOZER STD TRACK 86-95 HP CAB	\$3,845.00	\$1,520.00	\$650.00
832	250-1240	DOZER WIDE TRACK 86-95 HP ROPS	\$3,845.00	\$1,520.00	\$625.00
833	250-1260	DOZER WIDE TRACK 86-95 HP CAB	\$4,000.00	\$1,580.00	\$650.00
834	250-1300	DOZER STD TRACK 96-105 HP ROPS	\$4,000.00	\$1,685.00	\$675.00
835	250-1320	DOZER STD TRACK 96-105 HP CAB	\$4,230.00	\$1,720.00	\$720.00
836	250-1340	DOZER WIDE TRACK 96-105 HP ROPS	\$4,125.00	\$1,685.00	\$675.00
837	250-1360	DOZER WIDE TRACK 96-105 HP CAB	\$4,350.00	\$1,720.00	\$720.00
838	250-1420	DOZER STD TRACK 106-130 HP CAB	\$6,563.00	\$2,520.00	\$1,065.00
839	250-1450	DOZER WIDE TRACK 106-130 HP ROPS	\$6,563.00	\$2,520.00	\$1,035.00
840	250-1460	DOZER WIDE TRACK 106-130 HP CAB	\$6,563.00	\$2,520.00	\$1,065.00
841	250-1560	DOZER WIDE TRACK 131-165 HP CAB	\$7,875.00	\$3,075.00	\$1,166.00
842	250-1660	DOZER WIDE TRACK 165-205 HP CAB	\$9,375.00	\$3,356.00	\$1,346.00
843	260-1100	ROAD GRADER 110-119HP DSL	\$5,535.00	\$1,913.00	\$698.00
844	260-1120	ROAD GRADER 130-139HP DSL	\$7,996.00	\$2,848.00	\$1,040.00
845	265-1010	COMPACT LOADER 0.75 YD STD BKT DSL	\$2,663.00	\$1,040.00	\$495.00
846	265-1110	COMPACT LOADER 1.0-1.4 YD STD BKT DSL	\$2,885.00	\$1,120.00	\$540.00
847	265-1300	WHEEL LOADER 2.0-2.4 YD STD BKT DSL	\$3,770.00	\$1,470.00	\$525.00
848	265-1310	WHEEL LOADER 3.0-3.4 YD STD BKT DSL	\$4,800.00	\$1,650.00	\$645.00
849	265-1320	WHEEL LOADER 2.5-3.4 YD MP BKT DSL	\$4,950.00	\$1,850.00	\$655.00
850	265-1410	WHEEL LOADER 3.5-3.9 YD STD BKT DSL	\$4,950.00	\$1,850.00	\$665.00

**EXHIBIT A.1**  
**PRICING SCHEDULE - OMNIA GOLD**

	<b>CAT CLASS</b>	<b>DESCRIPTION</b>	<b>MONTH</b>	<b>WEEK</b>	<b>DAY</b>
851	265-1510	WHEEL LOADER 4.0-4.5 YD STD BKT DSL	\$6,125.00	\$1,960.00	\$775.00
852	265-1520	WHEEL LOADER 4.0-4.5 YD MP BKT DSL	\$6,350.00	\$2,265.00	\$830.00
853	265-1610	WHEEL LOADER 4.6-5.5 YD STD BKT DSL	\$11,000.00	\$3,430.00	\$1,330.00
854	275-1120	TRACTOR COMPACT 20-29HP 4WD DSL	\$1,350.00	\$560.00	\$215.00
855	275-1140	TRACTOR 30-39HP 4WD DSL	\$1,463.00	\$595.00	\$239.00
856	275-1160	TRACTOR 40-49HP 4WD DSL	\$1,538.00	\$610.00	\$248.00
857	275-1200	TRACTOR 60-69HP 4WD DSL	\$1,575.00	\$640.00	\$257.00
858	275-1300	TRACTOR 90-99HP 4WD DSL	\$1,725.00	\$639.00	\$270.00
859	275-2140	TRACTOR LOADER 30-39HP 4WD DSL	\$1,613.00	\$716.00	\$278.00
860	275-2200	TRACTOR SKIPLOADER 60-90HP 4WD DSL	\$2,100.00	\$876.00	\$315.00
861	280-1010	TRENCHER CABLE INSTALLER W/B GAS	\$720.00	\$325.00	\$100.00
862	280-1020	TRENCHER W/B TRACK 24IN GAS	\$956.00	\$545.00	\$185.00
863	280-1030	TRENCHER W/B TRACK 30IN GAS	\$994.00	\$545.00	\$198.00
864	280-1040	TRENCHER W/B TRACK 36IN GAS	\$994.00	\$545.00	\$198.00
865	280-1060	TRENCHER W/B WHEEL 0IN TO 18IN GAS	\$769.00	\$370.00	\$135.00
866	280-1070	TRENCHER W/B WHEEL 24IN GAS	\$900.00	\$504.00	\$176.00
867	280-1090	TRENCHER W/B WHEEL 36IN GAS	\$919.00	\$504.00	\$189.00
868	280-1110	TRENCHER RIDE-ON 35-49HP DSL	\$2,170.00	\$960.00	\$383.00
869	280-1150	TRENCHER RIDE-ON 120-130HP DSL	\$8,400.00	\$3,600.00	\$1,350.00
870	290-1000	WB LOADER ATTACHMENT AUGER	\$383.00	\$149.00	\$52.00
871	290-1005	WB LOADER ATTACHMENT TRENCHER	\$468.00	\$225.00	\$81.00
872	290-1010	WB LOADER SOIL CONDITIONER	\$765.00	\$315.00	\$105.00
873	290-1015	WB LOADER ATTACHMENT TILLER	\$553.00	\$248.00	\$90.00
874	290-1020	WB LOADER ATTACHMENT LEVELER	\$128.00	\$54.00	\$19.00
875	290-1025	WB LOADER ATTACHMENT BREAKER <250 LBS	\$935.00	\$446.00	\$157.00
876	290-1030	WB LOADER ATTACHMENT ROTARY BRUSH MOWER	\$829.00	\$338.00	\$119.00
877	290-1035	WB LOADER ATTACHMENT BUCKET	\$77.00	\$27.00	\$10.00
878	290-1040	WB LOADER ATTACHMENT GRAPPLE BKT 36IN	\$366.00	\$162.00	\$57.00
879	290-1045	WB LOADER ATTACHMENT GRAPPLE BKT 42IN	\$366.00	\$162.00	\$57.00
880	290-1050	WB LOADER ATTACHMENT GRAPPLE BKT 48IN	\$366.00	\$162.00	\$57.00
881	290-1060	WB LOADER ATTACHMENT FORKS	\$191.00	\$68.00	\$24.00
<b>882</b>	<b>290-1065</b>	<b>WB LOADER ATTACHMENT BRUSH GRAPPLE</b>	<b>\$387.00</b>	<b>\$162.00</b>	<b>\$57.00</b>
883	290-1070	WB LOADER ATTACHMENT DOZER BLADE	\$383.00	\$162.00	\$57.00
884	290-1080	WB LOADER ATTACHMENT BORING	\$383.00	\$203.00	\$90.00
<b>885</b>	<b>290-1090</b>	<b>WB LOADER ATTACHMENT VIBRATORY PLOW</b>	<b>\$765.00</b>	<b>\$315.00</b>	<b>\$105.00</b>
886	290-2000	SKIDSTEER ATTACHMENT AUGER MED TORQUE	\$638.00	\$257.00	\$90.00
887	290-2005	SKIDSTEER ATTACHMENT AUGER HI TORQUE	\$638.00	\$257.00	\$90.00
888	290-2010	SKIDSTEER ATTACHMENT ANGLE BROOM	\$723.00	\$315.00	\$105.00
889	290-2015	SKIDSTEER ATTACHMENT SWEEPER	\$723.00	\$315.00	\$105.00
890	290-2020	SKIDSTEER ATTACHMENT SNOW PUSHER	\$468.00	\$225.00	\$114.00
891	290-2022	SKIDSTEER ATTACHMENT ANGLE SNOW PLOW	\$585.00	\$250.00	\$115.00
892	290-2025	SKIDSTEER ATTACHMENT SNOW BLOWER	\$638.00	\$270.00	\$133.00
893	290-2030	SKIDSTEER ATTACHMENT TRENCHER	\$1,020.00	\$405.00	\$138.00
894	290-2035	SKIDSTEER ATTACHMENT LEVELER	\$640.00	\$255.00	\$90.00
895	290-2045	SKIDSTEER ATTACHMENT ROOT RAKE W CLAMP	\$383.00	\$189.00	\$86.00
896	290-2050	SKIDSTEER ATTACHMENT ROCK HOUND RAKE	\$846.00	\$338.00	\$138.00
897	290-2055	SKIDSTEER ATTACHMENT SOIL CONDITIONER	\$846.00	\$338.00	\$138.00
898	290-2057	SKIDSTEER ATTACHMENT FLAIL MOWER	\$1,913.00	\$810.00	\$285.00
899	290-2058	SKIDSTEER ATTACHMENT BRUSH CUTTER 60 SF	\$1,254.00	\$527.00	\$185.00
900	290-2059	SKIDSTEER ATTACHMENT BRUSH CUTTER 66 SF	\$1,169.00	\$464.00	\$166.00

**EXHIBIT A.1**  
**PRICING SCHEDULE - OMNIA GOLD**

	<b>CAT CLASS</b>	<b>DESCRIPTION</b>	<b>MONTH</b>	<b>WEEK</b>	<b>DAY</b>
901	290-2060	SKIDSTEER ATTACHMENT BRUSH CUTTER 72 SF	\$1,254.00	\$527.00	\$185.00
902	290-2061	SKIDSTEER ATTACHMENT BRUSH CUTTER 96 SF	\$1,785.00	\$756.00	\$266.00
903	290-2062	SKIDSTEER ATTACHMENT BRUSH CUTTER 60 HF	\$1,785.00	\$756.00	\$266.00
904	290-2063	SKIDSTEER ATTACHMENT BRUSH CUTTER 72 HF	\$1,488.00	\$630.00	\$223.00
905	290-2065	SKIDSTEER ATTACHMENT FORESTRY MULCHER	\$3,825.00	\$1,800.00	\$760.00
906	290-2070	SKIDSTEER ATTACHMENT PLANER 14IN SF	\$2,040.00	\$1,035.00	\$309.00
907	290-2073	SKIDSTEER ATTACHMENT PLANER 18IN HF	\$2,125.00	\$1,103.00	\$361.00
908	290-2075	SKIDSTEER ATTACHMENT PLANER 24IN HF	\$2,508.00	\$1,305.00	\$428.00
909	290-2080	SKIDSTEER ATTACHMENT TILLER	\$638.00	\$293.00	\$105.00
910	290-2085	SKIDSTEER ATTACHMENT SILTFENCE INSTALLER	\$612.00	\$216.00	\$76.00
911	290-2090	SKIDSTEER ATTACHMENT STUMP GRINDER	\$829.00	\$360.00	\$109.00
912	290-2092	SKIDSTEER ATTACHMENT POST DRIVER	\$850.00	\$340.00	\$120.00
913	290-2095	SKIDSTEER ATTACHMENT SPREADER	\$612.00	\$216.00	\$76.00
914	290-2100	SKIDSTEER ATTACHMENT TREE BOOM	\$357.00	\$189.00	\$67.00
915	290-2105	SKIDSTEER ATTACHMENT TILE SCRAPER	\$408.00	\$216.00	\$76.00
916	290-2110	SKIDSTEER ATTACHMENT BACKHOE	\$829.00	\$360.00	\$109.00
<b>917</b>	<b>290-2120</b>	<b>SKIDSTEER ATTACHMENT SHEAR</b>	<b>\$878.00</b>	<b>\$360.00</b>	<b>\$109.00</b>
918	290-2125	SKIDSTEER ATTACHMENT DOZER BLADE	\$357.00	\$189.00	\$67.00
919	290-2130	SKIDSTEER ATTACHMENT MISCELLANEOUS	\$408.00	\$216.00	\$76.00
920	290-2135	SKIDSTEER ATTACHMENT VACUUM LIFT BATTERY	\$810.00	\$405.00	\$170.00
921	290-2140	SKIDSTEER ATTACHMENT FORKS 42IN	\$238.00	\$108.00	\$38.00
922	290-2145	SKIDSTEER ATTACHMENT FORKS 48IN	\$238.00	\$108.00	\$38.00
<b>923</b>	<b>290-2155</b>	<b>SKIDSTEER ATTACHMENT FORKS 72IN</b>	<b>\$504.00</b>	<b>\$216.00</b>	<b>\$76.00</b>
924	290-2195	SKIDSTEER ATTACHMENT ASPHALT FLOAT	\$893.00	\$378.00	\$166.00
925	290-2200	SKIDSTEER ATTACHMENT BREAKER <90 LBS	\$935.00	\$446.00	\$157.00
926	290-2205	SKIDSTEER ATTACHMENT BREAKER 91-190 LBS	\$935.00	\$446.00	\$157.00
927	290-2210	SKIDSTEER ATTACHMENT BREAKER 191-290 LBS	\$935.00	\$446.00	\$157.00
928	290-2220	SKIDSTEER ATTACHMENT BREAKER 291-390 LBS	\$935.00	\$446.00	\$157.00
929	290-2225	SKIDSTEER ATTACHMENT BREAKER 391-600 LBS	\$1,148.00	\$527.00	\$185.00
930	290-2230	COMBO SSL M-EX ATTACH BREAKER 391-600LBS	\$1,148.00	\$527.00	\$185.00
931	290-2235	SKIDSTEER ATTACHMENT BREAKER 601-900 LBS	\$1,148.00	\$527.00	\$185.00
932	290-2240	SKIDSTEER ATTACHMENT BREAKER 901-1250LBS	\$1,148.00	\$527.00	\$185.00
933	290-2300	SKIDSTEER ATTACHMENT BUCKET 36IN	\$77.00	\$27.00	\$10.00
934	290-2320	SKIDSTEER ATTACHMENT BUCKET 44IN 4 IN 1	\$383.00	\$135.00	\$57.00
935	290-2325	SKIDSTEER ATTACHMENT BUCKET 44IN	\$77.00	\$27.00	\$10.00
936	290-2332	SKIDSTEER ATTACHMENT BUCKET 56IN LOW-PRO	\$77.00	\$27.00	\$10.00
937	290-2340	SKIDSTEER ATTACHMENT BUCKET 62IN	\$77.00	\$27.00	\$10.00
938	290-2345	SKIDSTEER ATTACHMENT BUCKET 62IN 4 IN 1	\$383.00	\$135.00	\$57.00
939	290-2350	SKIDSTEER ATTACHMENT BUCKET 62IN LOW-PRO	\$77.00	\$27.00	\$10.00
940	290-2360	SKIDSTEER ATTACHMENT BUCKET 66IN	\$77.00	\$27.00	\$10.00
941	290-2365	SKIDSTEER ATTACHMENT BUCKET 66IN 4 IN 1	\$383.00	\$135.00	\$57.00
942	290-2370	SKIDSTEER ATTACHMENT BUCKET 66IN LOW-PRO	\$77.00	\$27.00	\$10.00
943	290-2380	SKIDSTEER ATTACHMENT BUCKET 68IN	\$77.00	\$27.00	\$10.00
944	290-2385	SKIDSTEER ATTACHMENT BUCKET 68IN 4 IN 1	\$383.00	\$135.00	\$57.00
945	290-2390	SKIDSTEER ATTACHMENT BUCKET 68IN LOW-PRO	\$77.00	\$27.00	\$10.00
946	290-2400	SKIDSTEER ATTACHMENT BUCKET 72IN	\$77.00	\$27.00	\$10.00
947	290-2402	SKIDSTEER ATTACHMENT BUCKET 72IN LOW-PRO	\$77.00	\$27.00	\$10.00
948	290-2405	SKIDSTEER ATTACHMENT BUCKET 72IN 4 IN 1	\$383.00	\$135.00	\$57.00
949	290-2420	SKIDSTEER ATTACHMENT BUCKET 74IN	\$77.00	\$27.00	\$10.00
950	290-2425	SKIDSTEER ATTACHMENT BUCKET 74IN 4 IN 1	\$383.00	\$135.00	\$57.00



**EXHIBIT A.1  
PRICING SCHEDULE - OMNIA GOLD**

	<b>CAT CLASS</b>	<b>DESCRIPTION</b>	<b>MONTH</b>	<b>WEEK</b>	<b>DAY</b>
951	290-2430	SKIDSTEER ATTACHMENT BUCKET 74IN LIGHT	\$77.00	\$27.00	\$10.00
952	290-2435	SKIDSTEER ATTACHMENT BUCKET 74IN LOW-PRO	\$77.00	\$27.00	\$10.00
953	290-2440	SKIDSTEER ATTACHMENT BUCKET 78IN LOW-PRO	\$77.00	\$27.00	\$10.00
954	290-2460	SKIDSTEER ATTACHMENT BUCKET 80IN	\$77.00	\$27.00	\$10.00
955	290-2467	SKIDSTEER ATTACHMENT BUCKET 80IN LOW-PRO	\$77.00	\$27.00	\$10.00
<b>956</b>	<b>290-2475</b>	<b>SKIDSTEER ATTACHMENT BUCKET 84IN</b>	<b>\$77.00</b>	<b>\$27.00</b>	<b>\$10.00</b>
957	290-2500	SKIDSTEER ATTACHMENT BRUSH GRAPPLE	\$468.00	\$203.00	\$71.00
958	290-2502	SKIDSTEER ATTACHMENT GRAPPLE BKT 36IN	\$455.00	\$170.00	\$55.00
959	290-2503	SKIDSTEER ATTACHMENT GRAPPLE BKT 48IN	\$455.00	\$170.00	\$55.00
960	290-2505	SKIDSTEER ATTACHMENT GRAPPLE BKT 60-65IN	\$489.00	\$216.00	\$76.00
961	290-2510	SKIDSTEER ATTACHMENT GRAPPLE BKT 66-71IN	\$489.00	\$216.00	\$76.00
962	290-2515	SKIDSTEER ATTACHMENT GRAPPLE BKT 72-77IN	\$489.00	\$216.00	\$76.00
<b>963</b>	<b>290-2520</b>	<b>SKIDSTEER ATTACHMENT GRAPPLE BKT &gt;77IN</b>	<b>\$489.00</b>	<b>\$216.00</b>	<b>\$76.00</b>
964	290-2600	TOOLCAT ATTACHMENT SPREADER	\$489.00	\$216.00	\$76.00
965	290-3000	TRACTOR ATTACHMENT AUGER	\$765.00	\$297.00	\$105.00
966	290-3010	TRACTOR ATTACHMENT SNOW PUSHER	\$489.00	\$176.00	\$81.00
967	290-3020	TRACTOR ATTACHMENT RIPPER	\$340.00	\$135.00	\$48.00
968	290-3030	TRACTOR ATTACHMENT BOX BLADE	\$340.00	\$135.00	\$48.00
<b>969</b>	<b>290-3035</b>	<b>TRACTOR ATTACHMENT LANDSCAPE RAKE 3PT</b>	<b>\$360.00</b>	<b>\$135.00</b>	<b>\$48.00</b>
970	290-3040	TRACTOR ATTACHMENT ROTARY BRUSH MOWER	\$404.00	\$149.00	\$62.00
<b>971</b>	<b>290-3045</b>	<b>TRACTOR ATTACHMENT BOOM MOWER</b>	<b>\$1,550.00</b>	<b>\$600.00</b>	<b>\$250.00</b>
972	290-3047	TRACTOR ATTACHMENT FLAIL MOWER	\$630.00	\$245.00	\$80.00
973	290-3060	TRACTOR ATTACHMENT TILLER	\$553.00	\$203.00	\$71.00
974	290-3070	TRACTOR ATTACHMENT SPREADER	\$383.00	\$135.00	\$57.00
<b>975</b>	<b>290-3080</b>	<b>TRACTOR ATTACHMENT BACKHOE</b>	<b>\$1,035.00</b>	<b>\$446.00</b>	<b>\$138.00</b>
976	290-4010	BACKHOE ATTACHMENT COMPACTION WHL 12IN	\$723.00	\$338.00	\$119.00
977	290-4015	BACKHOE ATTACHMENT COMPACTION WHL 18IN	\$723.00	\$338.00	\$119.00
978	290-4020	BACKHOE ATTACHMENT COMPACTION WHL 24IN	\$723.00	\$338.00	\$119.00
979	290-4025	BACKHOE ATTACHMENT SHEAR	\$3,188.00	\$1,346.00	\$470.00
980	290-4030	BACKHOE ATTACHMENT THUMB	\$128.00	\$68.00	\$24.00
981	290-4050	BACKHOE ATTACHMENT FORKS 42IN	\$293.00	\$122.00	\$43.00
982	290-4055	BACKHOE ATTACHMENT FORKS 48IN	\$293.00	\$122.00	\$43.00
983	290-4060	BACKHOE ATTACHMENT FORKS 60IN	\$319.00	\$135.00	\$48.00
<b>984</b>	<b>290-4065</b>	<b>BACKHOE ATTACHMENT FORKS 72IN</b>	<b>\$319.00</b>	<b>\$135.00</b>	<b>\$48.00</b>
985	290-4100	BACKHOE BUCKET CRIBBING 8IN QC	\$100.00	\$50.00	\$25.00
986	290-4105	BACKHOE BUCKET CRIBBING 8IN PO	\$100.00	\$50.00	\$25.00
987	290-4120	BACKHOE BUCKET TRENCH 12IN QC	\$100.00	\$50.00	\$25.00
988	290-4130	BACKHOE BUCKET TRENCH 16IN QC	\$100.00	\$50.00	\$25.00
989	290-4140	BACKHOE BUCKET TRENCH 18IN QC	\$100.00	\$50.00	\$25.00
<b>990</b>	<b>290-4145</b>	<b>BACKHOE BUCKET TRENCH 18IN PO</b>	<b>\$100.00</b>	<b>\$50.00</b>	<b>\$25.00</b>
991	290-4150	BACKHOE BUCKET TRENCH 24IN QC	\$100.00	\$50.00	\$25.00
<b>992</b>	<b>290-4152</b>	<b>BACKHOE BUCKET SMOOTH 24IN QC</b>	<b>\$100.00</b>	<b>\$50.00</b>	<b>\$25.00</b>
993	290-4155	BACKHOE BUCKET TRENCH 24IN PO	\$100.00	\$50.00	\$25.00
994	290-4160	BACKHOE BUCKET TRENCH 30IN QC	\$100.00	\$50.00	\$25.00
995	290-4170	BACKHOE BUCKET TRENCH 36IN QC	\$100.00	\$50.00	\$25.00
996	290-4180	BACKHOE BUCKET SMOOTH 36IN QC	\$100.00	\$50.00	\$25.00
997	290-4190	BACKHOE BUCKET TRENCH 42IN QC	\$281.00	\$99.00	\$43.00
<b>998</b>	<b>290-4205</b>	<b>BACKHOE BUCKET SMOOTH 48IN QC</b>	<b>\$281.00</b>	<b>\$99.00</b>	<b>\$43.00</b>
999	290-4210	BACKHOE BUCKET TRENCH 48IN QC	\$281.00	\$99.00	\$43.00
<b>1000</b>	<b>290-4275</b>	<b>BACKHOE BUCKET 1YD COMBO</b>	<b>\$626.00</b>	<b>\$216.00</b>	<b>\$76.00</b>

**EXHIBIT A.1**  
**PRICING SCHEDULE - OMNIA GOLD**

	<b>CAT CLASS</b>	<b>DESCRIPTION</b>	<b>MONTH</b>	<b>WEEK</b>	<b>DAY</b>
1001	290-4280	BACKHOE BUCKET 1YD SIDE DUMP	\$723.00	\$338.00	\$119.00
1002	290-5000	MINI-EX ATTACHMENT AUGER MED TORQUE	\$638.00	\$257.00	\$90.00
1003	290-5010	MINI-EX ATTACHMENT COMPACTION WHL	\$595.00	\$270.00	\$95.00
1004	290-5020	MINI-EX ATTACHMENT FORESTRY MULCHER	\$2,550.00	\$1,215.00	\$474.00
1005	290-5145	MINI-EX ATTACHMENT BREAKER 91-190 LBS	\$935.00	\$446.00	\$157.00
1006	290-5150	MINI-EX ATTACHMENT BREAKER 191-290 LBS	\$1,148.00	\$527.00	\$185.00
1007	290-5155	MINI-EX ATTACHMENT BREAKER 291-390 LBS	\$1,148.00	\$527.00	\$185.00
1008	290-5160	MINI-EX ATTACHMENT BREAKER 391-600 LBS	\$1,148.00	\$527.00	\$185.00
1009	290-5165	MINI-EX ATTACHMENT BREAKER 601-900 LBS	\$2,083.00	\$1,013.00	\$356.00
1010	290-5180	MINI-EX ATTACH SWING CPLR UP TO 9K LBS	\$383.00	\$135.00	\$48.00
<b>1011</b>	<b>290-5182</b>	<b>MINI-EX ATTACH SWING CPLR 9-12K LBS</b>	<b>\$473.00</b>	<b>\$162.00</b>	<b>\$57.00</b>
1012	290-5184	MINI-EX TLB ATTACH SWING CPLR 12-14K LBS	\$497.00	\$189.00	\$67.00
1013	290-5186	MINI-EX TLB ATTACH SWING CPLR 14-20K LBS	\$553.00	\$216.00	\$76.00
1014	290-5205	MINI-EX <19K LBS BUCKET CRIBBING 8IN PO	\$128.00	\$45.00	\$19.00
1015	290-5210	MINI-EX <19K LBS BUCKET CRIBBING 10IN QC	\$128.00	\$45.00	\$19.00
1016	290-5220	MINI-EX <19K LBS BUCKET TRENCH <12IN QC	\$128.00	\$45.00	\$19.00
1017	290-5225	MINI-EX <19K LBS BUCKET TRENCH <12IN PO	\$128.00	\$45.00	\$19.00
1018	290-5240	MINI-EX <19K LBS BUCKET TRENCH 12IN QC	\$128.00	\$45.00	\$19.00
1019	290-5245	MINI-EX <19K LBS BUCKET TRENCH 12IN PO	\$128.00	\$45.00	\$19.00
1020	290-5250	MINI-EX <19K LBS BUCKET SMOOTH 12IN QC	\$128.00	\$45.00	\$19.00
1021	290-5270	MINI-EX <19K LBS BUCKET TRENCH 16IN QC	\$128.00	\$45.00	\$19.00
1022	290-5280	MINI-EX <19K LBS BUCKET TRENCH 18IN QC	\$128.00	\$45.00	\$19.00
1023	290-5285	MINI-EX <19K LBS BUCKET TRENCH 18IN PO	\$128.00	\$45.00	\$19.00
1024	290-5290	MINI-EX <19K LBS BUCKET SMOOTH 18IN QC	\$128.00	\$45.00	\$19.00
<b>1025</b>	<b>290-5300</b>	<b>MINI-EX &lt;19K LBS BUCKET TRENCH 20IN QC</b>	<b>\$128.00</b>	<b>\$45.00</b>	<b>\$19.00</b>
1026	290-5320	MINI-EX <19K LBS BUCKET TRENCH 24IN QC	\$128.00	\$45.00	\$19.00
1027	290-5325	MINI-EX <19K LBS BUCKET TRENCH 24IN PO	\$128.00	\$45.00	\$19.00
1028	290-5330	MINI-EX <19K LBS BUCKET SMOOTH 24IN QC	\$128.00	\$45.00	\$19.00
1029	290-5340	MINI-EX <19K LBS BUCKET TRENCH 30IN QC	\$128.00	\$45.00	\$19.00
1030	290-5350	MINI-EX <19K LBS BUCKET SMOOTH 30 IN QC	\$128.00	\$45.00	\$19.00
1031	290-5360	MINI-EX <19K LBS BUCKET TRENCH 36IN QC	\$128.00	\$45.00	\$19.00
1032	290-5365	MINI-EX <19K LBS BUCKET TRENCH 36IN PO	\$128.00	\$45.00	\$19.00
1033	290-5370	MINI-EX <19K LBS BUCKET SMOOTH 36IN QC	\$128.00	\$45.00	\$19.00
1034	290-5380	MINI-EX <19K LBS BUCKET SWING 36IN QC	\$128.00	\$45.00	\$19.00
1035	290-5390	MINI-EX <19K LBS BUCKET TRENCH 42IN QC	\$191.00	\$68.00	\$29.00
1036	290-5410	MINI-EX <19K LBS BUCKET TRENCH 48N QC	\$191.00	\$68.00	\$29.00
1037	290-5420	MINI-EX <19K LBS BUCKET SMOOTH 48IN QC	\$191.00	\$68.00	\$29.00
1038	290-5425	MINI-EX <19K LBS BUCKET SMOOTH 48IN PO	\$191.00	\$68.00	\$29.00
<b>1039</b>	<b>290-5460</b>	<b>MINI-EX &lt;19K LBS BUCKET SWING 54IN QC</b>	<b>\$191.00</b>	<b>\$68.00</b>	<b>\$29.00</b>
1040	290-6000	EXCAVAT 28K-39K BUCKET TRENCH 12IN QC	\$255.00	\$90.00	\$38.00
1041	290-6010	EXCAVAT 28K-39K BUCKET TRENCH 18IN QC	\$255.00	\$90.00	\$38.00
1042	290-6015	EXCAVAT 28K-39K BUCKET TRENCH 18IN PO	\$255.00	\$90.00	\$38.00
1043	290-6020	EXCAVAT 28K-39K BUCKET TRENCH 24IN QC	\$255.00	\$90.00	\$38.00
1044	290-6025	EXCAVAT 28K-39K BUCKET TRENCH 24IN PO	\$255.00	\$90.00	\$38.00
1045	290-6030	EXCAVAT 28K-39K BUCKET TRENCH 30IN QC	\$255.00	\$90.00	\$38.00
1046	290-6035	EXCAVAT 28K-39K BUCKET TRENCH 30IN PO	\$255.00	\$90.00	\$38.00
1047	290-6040	EXCAVAT 28K-39K BUCKET TRENCH 36IN QC	\$255.00	\$90.00	\$38.00
1048	290-6045	EXCAVAT 28K-39K BUCKET TRENCH 36IN PO	\$255.00	\$90.00	\$38.00
1049	290-6050	EXCAVAT 28K-39K BUCKET TRENCH 42IN QC	\$255.00	\$90.00	\$38.00
1050	290-6055	EXCAVAT 28K-39K BUCKET TRENCH 42IN PO	\$255.00	\$90.00	\$38.00

**EXHIBIT A.1**  
**PRICING SCHEDULE - OMNIA GOLD**

	<b>CAT CLASS</b>	<b>DESCRIPTION</b>	<b>MONTH</b>	<b>WEEK</b>	<b>DAY</b>
1051	290-6060	EXCAVAT 28K-39K BUCKET TRENCH 48IN QC	\$255.00	\$90.00	\$38.00
1052	290-6065	EXCAVAT 28K-39K BUCKET TRENCH 48IN PO	\$255.00	\$90.00	\$38.00
<b>1053</b>	<b>290-6070</b>	<b>EXCAVAT 28K-39K BUCKET SCREEN 48IN QC</b>	<b>\$255.00</b>	<b>\$90.00</b>	<b>\$38.00</b>
1054	290-6080	EXCAVAT 28K-39K BUCKET TRENCH 60IN QC	\$383.00	\$135.00	\$57.00
1055	290-6082	EXCAVAT 28K-39K BUCKET SMOOTH 60IN QC	\$383.00	\$135.00	\$57.00
1056	290-6085	EXCAVAT 28K-39K BUCKET TRENCH 60IN PO	\$383.00	\$135.00	\$57.00
1057	290-6105	EXCAVAT 28K-39K BUCKET TRENCH 72IN QC	\$383.00	\$135.00	\$57.00
1058	290-6135	EXCAVAT 39K-50K BUCKET TRENCH 24IN PO	\$319.00	\$113.00	\$48.00
1059	290-6145	EXCAVAT 39K-50K BUCKET TRENCH 30IN PO	\$319.00	\$113.00	\$48.00
1060	290-6155	EXCAVAT 39K-50K BUCKET TRENCH 36IN PO	\$319.00	\$113.00	\$48.00
1061	290-6165	EXCAVAT 39K-50K BUCKET TRENCH 42IN PO	\$319.00	\$113.00	\$48.00
<b>1062</b>	<b>290-6170</b>	<b>EXCAVAT 39K-50K BUCKET SCREEN 48IN PO</b>	<b>\$319.00</b>	<b>\$113.00</b>	<b>\$48.00</b>
1063	290-6175	EXCAVAT 39K-50K BUCKET TRENCH 48IN PO	\$319.00	\$113.00	\$48.00
1064	290-6185	EXCAVAT 39K-50K BUCKET TRENCH 54IN PO	\$446.00	\$167.00	\$71.00
1065	290-6195	EXCAVAT 39K-50K BUCKET TRENCH 60IN PO	\$446.00	\$167.00	\$71.00
<b>1066</b>	<b>290-6210</b>	<b>EXCAVAT 39K-50K BUCKET SMOOTH 66IN PO</b>	<b>\$446.00</b>	<b>\$167.00</b>	<b>\$71.00</b>
1067	290-6215	EXCAVAT 39K-50K BUCKET SMOOTH 72IN PO	\$446.00	\$167.00	\$71.00
1068	290-6245	EXCAVAT 50K-60K BUCKET TRENCH 24IN PO	\$319.00	\$113.00	\$48.00
1069	290-6265	EXCAVAT 50K-60K BUCKET TRENCH 36IN PO	\$319.00	\$113.00	\$48.00
1070	290-6285	EXCAVAT 50K-60K BUCKET TRENCH 48IN PO	\$319.00	\$113.00	\$48.00
1071	290-6295	EXCAVAT 50K-60K BUCKET TRENCH 54IN PO	\$446.00	\$167.00	\$71.00
<b>1072</b>	<b>290-6345</b>	<b>EXCAVAT 60K-80K BUCKET TRENCH 24IN PO</b>	<b>\$383.00</b>	<b>\$135.00</b>	<b>\$57.00</b>
1073	290-6365	EXCAVAT 60K-80K BUCKET TRENCH 36IN PO	\$383.00	\$135.00	\$57.00
1074	290-6375	EXCAVAT 60K-80K BUCKET TRENCH 42IN PO	\$383.00	\$135.00	\$57.00
1075	290-6395	EXCAVAT 60K-80K BUCKET TRENCH 54IN PO	\$383.00	\$135.00	\$57.00
1076	290-6405	EXCAVAT 60K-80K BUCKET TRENCH 60IN PO	\$574.00	\$203.00	\$86.00
1077	290-6425	EXCAVAT 60K-80K BUCKET TRENCH 72IN PO	\$574.00	\$203.00	\$86.00
<b>1078</b>	<b>290-6500</b>	<b>EXCAVAT ATTACHMENT GRAPPLE BUCKET</b>	<b>\$4,140.00</b>	<b>\$1,382.00</b>	<b>\$499.00</b>
1079	290-6510	EXCAVAT ATTACHMENT FLAIL MOWER	\$1,275.00	\$675.00	\$238.00
1080	290-6517	EXCAVAT ATTACHMENT FORESTRY MULCHER	\$3,825.00	\$1,700.00	\$680.00
1081	290-6530	EXCAVAT ATTACHMENT COMPACTION WHL 24IN	\$1,233.00	\$540.00	\$214.00
<b>1082</b>	<b>290-6535</b>	<b>EXCAVAT ATTACHMENT COMPACTION WHL 36IN</b>	<b>\$1,233.00</b>	<b>\$540.00</b>	<b>\$214.00</b>
<b>1083</b>	<b>290-6580</b>	<b>EXCAVAT ATTACHMENT SWING CPLR 28-38K LBS</b>	<b>\$653.00</b>	<b>\$243.00</b>	<b>\$86.00</b>
1084	290-6585	BACKHOE/8MT EXC ATTACHMENT AUGER	\$893.00	\$338.00	\$119.00
1085	290-6590	EXCAVAT ATTACHMENT THUMB	\$323.00	\$176.00	\$67.00
1086	290-6600	EXCAVAT ATTACH P/COMPACTOR 200-299 LBS	\$531.00	\$194.00	\$76.00
1087	290-6700	EXC TLB ATTACH BREAKER 1251-1800 LBS	\$2,083.00	\$1,013.00	\$356.00
1088	290-6705	EXCAVAT ATTACHMENT BREAKER 1801-2500 LBS	\$3,825.00	\$1,755.00	\$618.00
1089	290-6710	EXCAVAT ATTACHMENT BREAKER 2501-4800 LBS	\$3,825.00	\$1,755.00	\$618.00
1090	290-6715	EXCAVAT ATTACHMENT BREAKER 4801-6500 LBS	\$4,930.00	\$2,295.00	\$808.00
1091	290-6720	EXCAVAT ATTACHMENT BREAKER >10000 LBS	\$6,630.00	\$2,835.00	\$998.00
1092	290-7000	LOADER ATTACHMENT ROOT RAKE NO CLAMP	\$468.00	\$248.00	\$105.00
1093	290-7005	LOADER ATTACHMENT ROOT RAKE W CLAMP	\$808.00	\$428.00	\$185.00
1094	290-7010	LOADER ATTACHMENT LANDSCAPE RAKE	\$591.00	\$266.00	\$119.00
1095	290-7020	LOADER ATTACHMENT SNOW PUSHER	\$723.00	\$338.00	\$119.00
1096	290-7025	LOADER ATTACHMENT BOOM	\$319.00	\$144.00	\$76.00
1097	290-7030	LOADER ATTACHMENT TRUSS BOOM	\$319.00	\$144.00	\$76.00
1098	290-7035	LOADER ATTACHMENT DRUM ROTATOR	\$319.00	\$144.00	\$76.00
<b>1099</b>	<b>290-7037</b>	<b>LOADER ATTACHMENT FORK ROTATOR</b>	<b>\$405.00</b>	<b>\$203.00</b>	<b>\$86.00</b>
1100	290-7040	LOADER ATTACHMENT FORKS 48IN	\$468.00	\$248.00	\$90.00



**EXHIBIT A.1**  
**PRICING SCHEDULE - OMNIA GOLD**

	<b>CAT CLASS</b>	<b>DESCRIPTION</b>	<b>MONTH</b>	<b>WEEK</b>	<b>DAY</b>
1101	290-7045	LOADER ATTACHMENT FORKS 60IN	\$510.00	\$261.00	\$100.00
1102	290-7050	LOADER ATTACHMENT FORKS 72IN	\$553.00	\$279.00	\$114.00
1103	290-7055	LOADER ATTACHMENT FORKS 84IN	\$595.00	\$297.00	\$128.00
1104	290-7060	LOADER ATTACHMENT FORKS 96IN	\$638.00	\$315.00	\$143.00
1105	290-7100	COMPACT LOADER BUCKET	\$319.00	\$144.00	\$76.00
<b>1106</b>	<b>290-7102</b>	<b>LOADER BUCKET SKELETON 3YD</b>	<b>\$675.00</b>	<b>\$315.00</b>	<b>\$143.00</b>
<b>1107</b>	<b>290-7110</b>	<b>LOADER BUCKET &lt;4YD</b>	<b>\$293.00</b>	<b>\$135.00</b>	<b>\$48.00</b>
1108	290-7115	LOADER BUCKET 4YD AND OVER	\$361.00	\$176.00	\$71.00
1109	290-7120	LOADER BUCKET COMBINATION	\$506.00	\$225.00	\$90.00
1110	290-7130	LOADER BUCKET LIGHT MATRL	\$276.00	\$135.00	\$48.00
1111	290-7135	LOADER BUCKET LIGHT MATRL 8YD AND OVER	\$506.00	\$225.00	\$90.00
1112	290-7140	LOADER BUCKET ROLLOUT 5-6YD	\$1,615.00	\$585.00	\$261.00
1113	290-7145	LOADER BUCKET ROLLOUT 7.5YD AND OVER	\$1,828.00	\$698.00	\$309.00
1114	290-7150	LOADER BUCKET SIDE DUMP	\$723.00	\$338.00	\$119.00
1115	290-7155	LOADER ATTACHMENT PIPE GRAPPLE FORK	\$1,020.00	\$405.00	\$143.00
1116	290-7157	LOADER ATTACHMENT GRAPPLE BUCKET	\$723.00	\$315.00	\$105.00
<b>1117</b>	<b>290-7170</b>	<b>WHEEL LOADER ANGLE SWEEPER</b>	<b>\$2,250.00</b>	<b>\$1,103.00</b>	<b>\$361.00</b>
<b>1118</b>	<b>290-8000</b>	<b>DOZER ATTACHMENT ROOT RAKE NO CLAMP</b>	<b>\$360.00</b>	<b>\$180.00</b>	<b>\$71.00</b>
1119	290-8020	CONCRETE HWY BARRIER LIFTING TONGS	\$385.00	\$205.00	\$70.00
1120	308-1000	CRANE ATTACHMENT FORKS	\$419.00	\$224.00	\$56.00
1121	340-1050	GLASS HANDLER 770LB 9'-4" ELEC	\$4,275.00	\$1,410.00	\$475.00
1122	340-1060	GLASS HANDLER 1265LB 11'-10" ELEC	\$5,344.00	\$1,781.00	\$594.00
1123	340-1080	GLASS HANDLER 1730LB 12'-9" ELEC	\$6,840.00	\$2,280.00	\$760.00
1124	340-1090	GLASS HANDLER 2200LB 13'-5" ELEC	\$7,481.00	\$2,494.00	\$831.00
<b>1125</b>	<b>340-1300</b>	<b>GLASS HANDLER 550LB 9FT 7IN MANUAL</b>	<b>\$855.00</b>	<b>\$405.00</b>	<b>\$171.00</b>
1126	350-1130	CRAWLER CRANE 1990LB 22FT TIP BATT	\$4,038.00	\$1,344.00	\$451.00
1127	350-1145	CRAWLER CRANE 1990LB 37FT TIP JIB DF	\$4,489.00	\$1,496.00	\$499.00
1128	350-1150	CRAWLER CRANE 1990LB 37FT TIP JIB BATT	\$5,387.00	\$1,796.00	\$599.00
1129	350-1185	CRAWLER CRANE 5800LB 31FT TIP BATT	\$5,387.00	\$1,796.00	\$599.00
1130	350-1200	CRAWLER CRANE 6450LB 37FT TIP JIB DF	\$5,387.00	\$1,796.00	\$499.00
1131	350-1205	CRAWLER CRANE 6450LB 37FT TIP JIB BATT	\$5,985.00	\$1,995.00	\$665.00
1132	350-1210	CRAWLER CRANE 6450LB 37FT TIP JIB DSL	\$5,387.00	\$1,796.00	\$599.00
1133	350-1225	CRAWLER CRANE 5800LB 52FT TIP HYB	\$6,745.00	\$2,252.00	\$746.00
1134	350-1240	CRAWLER CRANE 6680LB 52FT TIP HYB	\$7,600.00	\$2,541.00	\$846.00
1135	350-1245	CRAWLER CRANE 6680LB 52FT TIP DSL	\$6,745.00	\$2,252.00	\$760.00
1136	350-1265	CRAWLER CRANE 6680LB 52FT TIP JIB HYBLMI	\$7,600.00	\$2,541.00	\$846.00
1137	350-1270	CRAWLER CRANE 5800LB 54FT TIP DSL LMI	\$8,550.00	\$2,850.00	\$950.00
1138	350-1280	CRAWLER CRANE 8920LB 68FT TIP DSL	\$8,123.00	\$2,708.00	\$903.00
1139	350-1285	CRAWLER CRANE 8920LB 68FT TIP HYB	\$9,405.00	\$3,135.00	\$1,045.00
1140	350-1360	GLASS MANIPULATOR 1400LB QUADRA TILT 12V	\$1,900.00	\$900.00	\$380.00
1141	350-1400	CRAWLER CRANE ATTACH GLASS MANIPULATOR	\$2,720.00	\$1,170.00	\$352.00
1142	350-1410	CRAWLER CRANE ATTACH AUX WINCH 400FT	\$1,642.00	\$577.00	\$203.00
1143	350-1420	CRAWLER CRANE ATTACH 24IN WORK PLATFORM	\$485.00	\$171.00	\$71.00
1144	350-2000	CRANE CARRY DECK DSL 5000LB 15FT	\$3,135.00	\$1,093.00	\$375.00
1145	350-2010	CRANE CARRY DECK DUAL FUEL 5000LB 15FT	\$3,135.00	\$1,093.00	\$375.00
1146	350-2030	CRANE CARRY DECK DSL 8000LB 19FT	\$3,990.00	\$1,473.00	\$546.00
1147	350-2040	CRANE CARRY DECK DUAL FUEL 8000LB 19FT	\$3,990.00	\$1,473.00	\$546.00
1148	350-2060	CRANE CARRY DECK DSL 18000LB 30FT	\$4,465.00	\$1,895.00	\$689.00
1149	350-2070	CRANE CARRY DECK DUAL FUEL 18000LB 30FT	\$4,465.00	\$1,895.00	\$689.00
1150	350-2090	CRANE CARRY DECK DSL 30000LB 50FT	\$6,175.00	\$2,470.00	\$945.00

**EXHIBIT A.1**  
**PRICING SCHEDULE - OMNIA GOLD**

	<b>CAT CLASS</b>	<b>DESCRIPTION</b>	<b>MONTH</b>	<b>WEEK</b>	<b>DAY</b>
1151	350-2100	CRANE CARRY DECK DUAL FUEL 30000LB 50FT	\$6,175.00	\$2,470.00	\$945.00
1152	350-3000	CRANE ROUGH TERRAIN DSL 30000LB 60FT	\$5,795.00	\$1,938.00	\$689.00
<b>1153</b>	<b>350-3210</b>	<b>CRANE WALK-BEHIND BOOM 3000LB BATTERY</b>	<b>\$2,070.00</b>	<b>\$828.00</b>	<b>\$342.00</b>
1154	400-1020	WORK PLATFORM 2-5 FT DRIVABLE BATT	\$315.00	\$180.00	\$95.00
1155	400-1025	WORK PLATFORM 6-9 FT DRIVABLE BATT OUTR	\$355.00	\$235.00	\$115.00
1156	400-1040	MAST LIFT 3-7FT DESK SURFER PUSH AROUND	\$338.00	\$235.00	\$125.00
1157	400-1050	MAST LIFT 7FT PUSH AROUND	\$338.00	\$235.00	\$125.00
1158	400-1055	MAST LIFT 8FT PUSH AROUND BATTERY LIFT	\$450.00	\$250.00	\$130.00
1159	400-1070	MAST LIFT 5-7FT PORTABLE BATT	\$315.00	\$180.00	\$95.00
1160	400-1100	MAST LIFT 13-15FT PORTABLE BATT	\$356.00	\$240.00	\$130.00
1161	400-1200	MAST LIFT 20FT PUSH AROUND OUTR BATT	\$358.00	\$235.00	\$100.00
1162	400-1210	MAST LIFT 25FT PUSH AROUND OUTR BATT	\$468.00	\$310.00	\$120.00
1163	400-1220	MAST LIFT 30FT PUSH AROUND OUTR BATT	\$578.00	\$335.00	\$155.00
<b>1164</b>	<b>400-1222</b>	<b>MAST LIFT 30FT PUSH AROUND NO OUTR BATT</b>	<b>\$578.00</b>	<b>\$335.00</b>	<b>\$155.00</b>
1165	400-1230	MAST LIFT 36FT PUSH AROUND OUTR BATT	\$619.00	\$380.00	\$165.00
1166	400-1240	MAST LIFT 40FT PUSH AROUND OUTR BATT	\$660.00	\$435.00	\$171.00
1167	400-1270	MAST LIFT 12FT DRIVABLE BATT	\$352.00	\$215.00	\$90.00
1168	400-1280	MAST LIFT 15FT-16FT DRIVABLE BATT	\$385.00	\$225.00	\$110.00
1169	400-1285	MAST LIFT 15FT DRIVABLE BATT EE RATED	\$450.00	\$275.00	\$130.00
1170	400-1290	MAST LIFT 20FT DRIVABLE BATT	\$425.00	\$230.00	\$118.00
1171	400-1291	MAST LIFT 20FT DRIVABLE BLK BATT	\$425.00	\$230.00	\$118.00
<b>1172</b>	<b>400-1300</b>	<b>MAST STYLE BOOM LIFT 20FT BATT</b>	<b>\$1,615.00</b>	<b>\$470.00</b>	<b>\$195.00</b>
1173	400-1310	MAST STYLE BOOM LIFT 26FT BATT	\$1,615.00	\$470.00	\$195.00
1174	400-1320	MAST STYLE BOOM LIFT 32FT BATT	\$2,040.00	\$575.00	\$244.00
<b>1175</b>	<b>405-1053</b>	<b>AIRCRAFT MAINTENANCE STAND PUSH AROUND</b>	<b>\$540.00</b>	<b>\$270.00</b>	<b>\$143.00</b>
1176	405-1060	SCISSOR LIFT 12-13FT 30IN ELEC	\$400.00	\$230.00	\$118.00
1177	405-1062	SCISSOR LIFT 13FT 30IN COMPACT LCS ELEC	\$400.00	\$230.00	\$118.00
1178	405-1065	SCISSOR LIFT 13FT X-DECK COMPACT LCS ELE	\$450.00	\$275.00	\$130.00
1179	405-1070	SCISSOR LIFT 14FT 30IN ELEC	\$400.00	\$230.00	\$118.00
1180	405-1080	SCISSOR LIFT 15FT 30IN ELEC	\$400.00	\$230.00	\$118.00
1181	405-1085	SCISSOR LIFT 19FT 32IN COMPACT ELEC	\$400.00	\$230.00	\$118.00
1182	405-1087	SCISSOR LIFT 19FT 32IN COMPACT LCS ELEC	\$400.00	\$230.00	\$118.00
1183	405-1088	SCISSOR LIFT 19FT X-DECK COMPACT LCS ELE	\$450.00	\$275.00	\$130.00
1184	405-1090	SCISSOR LIFT 19FT 30-32IN ELEC	\$370.00	\$195.00	\$100.00
1185	405-1091	SCISSOR LIFT 19FT 30-32IN BLK ELEC	\$370.00	\$195.00	\$100.00
1186	405-1095	SCISSOR LIFT 19FT NARROW ELEC EE RATED	\$400.00	\$230.00	\$118.00
1187	405-1100	SCISSOR LIFT 20FT 30-32IN ELEC	\$450.00	\$245.00	\$118.00
1188	405-1110	SCISSOR LIFT 20FT 32IN P-DECK ELEC	\$450.00	\$245.00	\$118.00
1189	405-1140	SCISSOR LIFT 26FT 32IN ELEC	\$525.00	\$260.00	\$135.00
1190	405-1141	SCISSOR LIFT 26FT 32IN BLK ELEC	\$525.00	\$260.00	\$135.00
1191	405-1142	SCISSOR LIFT 26FT 32IN COMPACT LCS ELEC	\$600.00	\$290.00	\$140.00
1192	405-1145	SCISSOR LIFT 26FT 32IN ELEC EE RATED	\$600.00	\$290.00	\$140.00
1193	405-1150	SCISSOR LIFT 26FT 46IN ELEC	\$525.00	\$260.00	\$135.00
1194	405-1151	SCISSOR LIFT 26FT 46IN BLK ELEC	\$525.00	\$260.00	\$135.00
1195	405-1160	SCISSOR LIFT 26FT 69IN ELEC	\$815.00	\$315.00	\$147.00
1196	405-1170	SCISSOR LIFT 26FT 46IN AVIATION PKG ELEC	\$815.00	\$315.00	\$147.00
1197	405-1172	SCISSOR LIFT 26FT 46IN AV EE EXT CHG EL	\$815.00	\$315.00	\$147.00
1198	405-1200	SCISSOR LIFT 32FT 32IN ELEC	\$750.00	\$375.00	\$165.00
1199	405-1201	SCISSOR LIFT 32FT 32IN BLK ELEC	\$750.00	\$375.00	\$165.00
1200	405-1210	SCISSOR LIFT 32FT 46-48IN ELEC	\$725.00	\$355.00	\$160.00

**EXHIBIT A.1**  
**PRICING SCHEDULE - OMNIA GOLD**

	<b>CAT CLASS</b>	<b>DESCRIPTION</b>	<b>MONTH</b>	<b>WEEK</b>	<b>DAY</b>
1201	405-1211	SCISSOR LIFT 32FT 46-48IN BLK ELEC	\$725.00	\$355.00	\$160.00
1202	405-1220	SCISSOR LIFT 33-35FT 68-69IN ELEC	\$975.00	\$470.00	\$182.00
1203	405-1260	SCISSOR LIFT 40FT 47IN ELEC	\$1,100.00	\$525.00	\$210.00
1204	405-1261	SCISSOR LIFT 40FT 47IN BLK ELEC	\$1,219.00	\$525.00	\$210.00
1205	405-1270	SCISSOR LIFT 40FT 69IN ELEC	\$1,349.00	\$560.00	\$250.00
1206	405-1271	SCISSOR LIFT 40FT 69IN WIDE BLK ELEC	\$1,349.00	\$560.00	\$250.00
1207	405-1300	SCISSOR LIFT 45-46FT 55IN ELEC	\$1,349.00	\$560.00	\$250.00
1208	405-1302	SCISSOR LIFT 45FT 55IN LCS ELEC	\$1,450.00	\$625.00	\$275.00
1209	405-1400	SCISSOR LIFT 26FT RT ELEC	\$1,068.00	\$525.00	\$230.00
1210	405-1430	SCISSOR LIFT 26FT RT DF	\$1,068.00	\$525.00	\$230.00
1211	405-1440	SCISSOR LIFT 26FT RT OUTR DF	\$1,170.00	\$560.00	\$236.00
1212	405-1450	SCISSOR LIFT 26FT RT DSL	\$1,068.00	\$525.00	\$230.00
1213	405-1451	SCISSOR LIFT 26FT RT BLK DSL	\$1,068.00	\$525.00	\$230.00
1214	405-1460	SCISSOR LIFT 26FT RT OUTR DSL	\$1,170.00	\$560.00	\$236.00
1215	405-1485	SCISSOR LIFT 30FT RT 84IN SLEV DECK ELEC	\$1,975.00	\$900.00	\$385.00
1216	405-1500	SCISSOR LIFT 33FT RT 69IN DECK HYB	\$1,275.00	\$627.00	\$278.00
1217	405-1520	SCISSOR LIFT 33FT RT 69IN DECK DF	\$1,208.00	\$610.00	\$270.00
1218	405-1530	SCISSOR LIFT 33FT RT 69IN DECK OUTR DF	\$1,208.00	\$610.00	\$270.00
1219	405-1540	SCISSOR LIFT 33FT RT 69IN DECK DSL	\$1,208.00	\$610.00	\$270.00
1220	405-1550	SCISSOR LIFT 33FT RT 69IN DECK OUTR DSL	\$1,208.00	\$610.00	\$270.00
1221	405-1560	SCISSOR LIFT 33FT RT 84IN DECK DF	\$1,325.00	\$627.00	\$278.00
1222	405-1570	SCISSOR LIFT 33FT RT 84IN DECK OUTR DF	\$1,325.00	\$627.00	\$278.00
1223	405-1580	SCISSOR LIFT 33FT RT 84IN DECK DSL	\$1,325.00	\$627.00	\$278.00
1224	405-1590	SCISSOR LIFT 33FT RT 84IN DECK OUTR DSL	\$1,325.00	\$627.00	\$278.00
1225	405-1600	SCISSOR LIFT 33FT RT 94IN DECK DF	\$1,325.00	\$627.00	\$278.00
1226	405-1610	SCISSOR LIFT 33FT RT 94IN DECK OUTR DF	\$1,325.00	\$627.00	\$278.00
1227	405-1620	SCISSOR LIFT 33FT RT 94IN DECK DSL	\$1,325.00	\$627.00	\$278.00
1228	405-1630	SCISSOR LIFT 33FT RT 94IN DECK OUTR DSL	\$1,325.00	\$627.00	\$278.00
1229	405-1700	SCISSOR LIFT 40FT RT 69IN DECK ELEC	\$1,625.00	\$675.00	\$304.00
1230	405-1710	SCISSOR LIFT 40FT RT 69IN DECK HYB	\$1,625.00	\$675.00	\$304.00
1231	405-1720	SCISSOR LIFT 40FT RT 69IN DECK OUTR HYB	\$1,625.00	\$675.00	\$304.00
1232	405-1730	SCISSOR LIFT 40FT RT 69IN DECK DF	\$1,525.00	\$645.00	\$290.00
1233	405-1740	SCISSOR LIFT 40FT RT 69IN DECK OUTR DF	\$1,525.00	\$645.00	\$290.00
1234	405-1770	SCISSOR LIFT 40-45FT RT 94IN DECK DF	\$1,625.00	\$675.00	\$304.00
1235	405-1780	SCISSOR LIFT 40-45FT RT 94IN DECKOUTR DF	\$1,625.00	\$675.00	\$304.00
1236	405-1781	SCISSOR LIFT 40-45FT RT 94IN OUTR BLK DF	\$1,625.00	\$675.00	\$304.00
1237	405-1790	SCISSOR LIFT 40-45FT RT 94IN DECK DSL	\$1,625.00	\$675.00	\$304.00
1238	405-1800	SCISSOR LIFT 40-45FT RT 94IN DECKOUTRDSL	\$1,625.00	\$675.00	\$304.00
1239	405-1850	SCISSOR LIFT 50-53FT RT OUTRIG DF	\$2,097.00	\$830.00	\$350.00
<b>1240</b>	<b>405-1851</b>	<b>SCISSOR LIFT 50-53FT RT OUTRIG BLK DF</b>	<b>\$2,097.00</b>	<b>\$830.00</b>	<b>\$350.00</b>
1241	405-1860	SCISSOR LIFT 50-53FT RT OUTRIG DSL	\$2,097.00	\$830.00	\$350.00
1242	405-1880	SCISSOR LIFT 60FT RT OUTRIG DSL	\$3,780.00	\$1,440.00	\$567.00
1243	410-1010	BOOM TOWABLE 35FT BATTERY	\$1,540.00	\$655.00	\$275.00
1244	410-1020	BOOM TOWABLE 35FT GAS	\$1,540.00	\$655.00	\$275.00
1245	410-1030	BOOM TOWABLE 50FT BATTERY	\$1,820.00	\$840.00	\$325.00
1246	410-1040	BOOM TOWABLE 50FT GAS	\$1,820.00	\$840.00	\$325.00
1247	410-2010	BOOM ARTICULATED 30FT JIB NARROW ELEC	\$1,420.00	\$570.00	\$270.00
1248	410-2020	BOOM ARTICULATED 30FT NAR ROT JIB ELEC	\$1,420.00	\$570.00	\$270.00
1249	410-2030	BOOM ARTICULATED 33FT ELEC	\$1,420.00	\$570.00	\$270.00
1250	410-2045	BOOM ARTICULATED 34FT NARROW JIB ELEC	\$1,420.00	\$570.00	\$270.00



**EXHIBIT A.1**  
**PRICING SCHEDULE - OMNIA GOLD**

	<b>CAT CLASS</b>	<b>DESCRIPTION</b>	<b>MONTH</b>	<b>WEEK</b>	<b>DAY</b>
1251	410-2050	BOOM ARTICULATED 34FT WIDE JIB ELEC	\$1,420.00	\$570.00	\$270.00
1252	410-2060	BOOM ARTICULATED 34FT 4WD HYB	\$1,575.00	\$645.00	\$305.00
1253	410-2070	BOOM ARTICULATED 40FT NARROW JIB ELEC	\$1,575.00	\$645.00	\$305.00
1254	410-2071	BOOM ARTICULATED 40FT NAR JIB BLK ELEC	\$1,575.00	\$645.00	\$305.00
1255	410-2080	BOOM ARTICULATED 40FT NAR ROT JIB ELEC	\$1,575.00	\$645.00	\$305.00
1256	410-2100	BOOM ARTICULATED 40FT WIDE ROT JIB ELEC	\$1,575.00	\$645.00	\$305.00
1257	410-2130	BOOM ARTICULATED 45FT ELEC	\$1,575.00	\$645.00	\$305.00
1258	410-2131	BOOM ARTICULATED 45FT BLK ELEC	\$1,575.00	\$645.00	\$305.00
1259	410-2140	BOOM ARTICULATED 45FT JIB ELEC	\$1,575.00	\$645.00	\$305.00
1260	410-2145	BOOM ARTICULATED 45FT JIB EE RATED ELEC	\$1,700.00	\$725.00	\$375.00
1261	410-2500	BOOM STRAIGHT 60FT JIB 2WD ELEC	\$2,800.00	\$1,295.00	\$515.00
1262	410-2501	BOOM STRAIGHT 60FT JIB BLK ELEC	\$2,800.00	\$1,295.00	\$515.00
1263	410-2510	BOOM STRAIGHT 60FT JIB 4WD ELEC	\$2,800.00	\$1,295.00	\$515.00
1264	410-2530	BOOM STRAIGHT 60FT JIB 4WD HYB	\$2,800.00	\$1,295.00	\$515.00
1265	410-3010	BOOM ARTICULATED 34FT 2WD DF	\$1,492.00	\$615.00	\$275.00
1266	410-3020	BOOM ARTICULATED 34FT 2WD DSL	\$1,492.00	\$615.00	\$275.00
1267	410-3030	BOOM ARTICULATED 34FT JIB 4WD DF	\$1,492.00	\$615.00	\$275.00
1268	410-3040	BOOM ARTICULATED 34FT JIB 4WD DSL	\$1,492.00	\$615.00	\$275.00
1269	410-3050	BOOM ARTICULATED 45FT 2WD DF	\$1,575.00	\$645.00	\$305.00
1270	410-3070	BOOM ARTICULATED 45FT 4WD DF	\$1,575.00	\$645.00	\$305.00
1271	410-3071	BOOM ARTICULATED 45FT BLK DF	\$1,575.00	\$645.00	\$305.00
1272	410-3080	BOOM ARTICULATED 45FT JIB 4WD DF	\$1,575.00	\$645.00	\$305.00
1273	410-3081	BOOM ARTICULATED 45FT JIB BLK DF	\$1,575.00	\$645.00	\$305.00
1274	410-3110	BOOM ARTICULATED 45FT 4WD DSL	\$1,575.00	\$645.00	\$305.00
1275	410-3111	BOOM ARTICULATED 45FT JIB BLK DSL	\$1,575.00	\$645.00	\$305.00
1276	410-3120	BOOM ARTICULATED 45FT JIB 4WD DSL	\$1,575.00	\$645.00	\$305.00
1277	410-3127	BOOM ARTICULATED 45FT JIB 4WD HYB	\$1,575.00	\$645.00	\$305.00
1278	410-3131	BOOM ARTICULATED 60FT BLK DF	\$2,200.00	\$875.00	\$380.00
1279	410-3140	BOOM ARTICULATED 60FT JIB 2WD DF	\$2,200.00	\$875.00	\$380.00
1280	410-3161	BOOM ARTICULATED 60FT JIB BLK DSL	\$2,200.00	\$875.00	\$380.00
1281	410-3170	BOOM ARTICULATED 60FT 4WD DF	\$2,200.00	\$875.00	\$380.00
1282	410-3180	BOOM ARTICULATED 60FT JIB 4WD DF	\$2,200.00	\$875.00	\$380.00
1283	410-3181	BOOM ARTICULATED 60FT JIB BLK DF	\$2,200.00	\$875.00	\$380.00
1284	410-3190	BOOM ARTICULATED 60FT 4WD DSL	\$2,200.00	\$875.00	\$380.00
1285	410-3191	BOOM ARTICULATED 60FT BLK DSL	\$2,200.00	\$875.00	\$380.00
1286	410-3200	BOOM ARTICULATED 60FT JIB 4WD DSL	\$2,200.00	\$875.00	\$380.00
1287	410-3205	BOOM ARTICULATED 60FT JIB 4WD HYB	\$2,800.00	\$1,295.00	\$515.00
1288	410-3231	BOOM ARTICULATED 80FT JIB BLK DF	\$3,995.00	\$1,685.00	\$736.00
<b>1289</b>	<b>410-3232</b>	<b>BOOM ARTICULATED 80FT JIB BLK DF HIGHCAP</b>	<b>\$3,995.00</b>	<b>\$1,685.00</b>	<b>\$736.00</b>
1290	410-3261	BOOM ARTICULATED 80FT JIB BLK DSL	\$3,995.00	\$1,685.00	\$736.00
1291	410-3270	BOOM ARTICULATED 80FT 4WD DF	\$3,995.00	\$1,685.00	\$736.00
1292	410-3271	BOOM ARTICULATED 80FT BLK DF	\$3,995.00	\$1,685.00	\$736.00
1293	410-3280	BOOM ARTICULATED 80FT JIB 4WD DF	\$3,995.00	\$1,685.00	\$736.00
1294	410-3290	BOOM ARTICULATED 80FT 4WD DSL	\$3,995.00	\$1,685.00	\$736.00
1295	410-3300	BOOM ARTICULATED 80FT JIB 4WD DSL	\$3,995.00	\$1,685.00	\$736.00
1296	410-3310	BOOM ARTICULATED 80FT JIB 4WD HYB	\$4,500.00	\$2,355.00	\$935.00
1297	410-3350	BOOM ARTICULATED 125FT JIB 4WD DSL	\$7,555.00	\$3,360.00	\$1,330.00
1298	410-3351	BOOM ARTICULATED 125FT JIB BLK DSL	\$7,555.00	\$3,360.00	\$1,330.00
1299	410-3360	BOOM ARTICULATED 135FT JIB 4WD DSL	\$8,250.00	\$3,920.00	\$1,470.00
1300	410-3380	BOOM ARTICULATED 150FT JIB 4WD DSL	\$18,000.00	\$7,300.00	\$2,400.00

**EXHIBIT A.1**  
**PRICING SCHEDULE - OMNIA GOLD**

	<b>CAT CLASS</b>	<b>DESCRIPTION</b>	<b>MONTH</b>	<b>WEEK</b>	<b>DAY</b>
1301	410-4000	BOOM STRAIGHT 34FT JIB 4WD DSL	\$1,492.00	\$615.00	\$275.00
1302	410-4020	BOOM STRAIGHT 40FT 2WD DSL	\$1,575.00	\$645.00	\$305.00
1303	410-4030	BOOM STRAIGHT 40FT 4WD DF	\$1,575.00	\$645.00	\$305.00
1304	410-4040	BOOM STRAIGHT 40FT 4WD DSL	\$1,575.00	\$645.00	\$305.00
1305	410-4041	BOOM STRAIGHT 40FT BLK DSL	\$1,575.00	\$645.00	\$305.00
1306	410-4080	BOOM STRAIGHT 45FT JIB 4WD DF	\$1,575.00	\$645.00	\$305.00
1307	410-4090	BOOM STRAIGHT 45FT JIB 4WD DSL	\$1,575.00	\$645.00	\$305.00
1308	410-4091	BOOM STRAIGHT 45FT JIB BLK DSL	\$1,575.00	\$645.00	\$305.00
1309	410-4110	BOOM STRAIGHT 60FT 2WD DF	\$2,200.00	\$875.00	\$380.00
1310	410-4111	BOOM STRAIGHT 60FT BLK DF	\$2,200.00	\$875.00	\$380.00
1311	410-4130	BOOM STRAIGHT 60FT 4WD DF	\$2,200.00	\$875.00	\$380.00
1312	410-4140	BOOM STRAIGHT 60FT 4WD DSL	\$2,200.00	\$875.00	\$380.00
1313	410-4141	BOOM STRAIGHT 60FT BLK DSL	\$2,200.00	\$875.00	\$380.00
1314	410-4145	BOOM STRAIGHT 60FT JIB 4WD DSL	\$2,200.00	\$875.00	\$380.00
1315	410-4150	BOOM STRAIGHT 60FT CRAWLER DSL	\$4,000.00	\$1,750.00	\$600.00
1316	410-4151	BOOM STRAIGHT 60FT JIB BLK DSL	\$2,200.00	\$875.00	\$380.00
1317	410-4155	BOOM STRAIGHT 60FT SOFT TOUCH DSL	\$2,265.00	\$900.00	\$400.00
1318	410-4180	BOOM STRAIGHT 65FT JIB 4WD DF	\$2,265.00	\$900.00	\$400.00
1319	410-4190	BOOM STRAIGHT 65FT JIB 4WD DSL	\$2,265.00	\$900.00	\$400.00
1320	410-4200	BOOM STRAIGHT 65FT JIB CRAWLER DSL	\$4,950.00	\$2,250.00	\$850.00
1321	410-4211	BOOM STRAIGHT 80FT BLK DF	\$3,995.00	\$1,685.00	\$736.00
1322	410-4221	BOOM STRAIGHT 80FT BLK DSL	\$3,995.00	\$1,685.00	\$736.00
1323	410-4230	BOOM STRAIGHT 80FT 4WD DF	\$3,995.00	\$1,685.00	\$736.00
1324	410-4240	BOOM STRAIGHT 80FT 4WD DSL	\$3,995.00	\$1,685.00	\$736.00
<b>1325</b>	<b>410-4241</b>	<b>BOOM STRAIGHT 80FT BLK DSL HIGH CAP</b>	<b>\$3,995.00</b>	<b>\$1,685.00</b>	<b>\$736.00</b>
1326	410-4242	BOOM STRAIGHT 80FT 4WD DSL HIGH CAP	\$3,995.00	\$1,685.00	\$736.00
1327	410-4270	BOOM STRAIGHT 85FT JIB 4WD DF	\$4,095.00	\$1,745.00	\$771.00
1328	410-4300	BOOM STRAIGHT 85FT JIB 4WD DSL	\$4,095.00	\$1,745.00	\$771.00
1329	410-4301	BOOM STRAIGHT 85FT JIB BLK DSL	\$4,095.00	\$1,745.00	\$771.00
1330	410-4305	BOOM STRAIGHT 85FT JIB 4WD DSL HIGH CAP	\$4,095.00	\$1,745.00	\$771.00
1331	410-4350	BOOM STRAIGHT 105FT JIB 4WD DSL	\$6,825.00	\$3,090.00	\$1,225.00
1332	410-4400	BOOM STRAIGHT 120FT JIB 4WD DSL	\$7,555.00	\$3,360.00	\$1,330.00
1333	410-4401	BOOM STRAIGHT 120FT JIB 4WD BLK DSL	\$7,555.00	\$3,360.00	\$1,330.00
1334	410-4410	BOOM STRAIGHT 125FT JIB 4WD DSL	\$7,555.00	\$3,360.00	\$1,330.00
1335	410-4420	BOOM STRAIGHT 135FT JIB 4WD DSL	\$8,250.00	\$3,920.00	\$1,470.00
1336	410-4421	BOOM STRAIGHT 135FT JIB BLK DSL	\$8,250.00	\$3,920.00	\$1,470.00
1337	410-4422	BOOM STRAIGHT 135FT 30FTJIB 4WD HIGH CAP	\$8,250.00	\$3,920.00	\$1,470.00
1338	410-4430	BOOM STRAIGHT 150FT JIB 4WD DSL	\$18,000.00	\$7,300.00	\$2,400.00
1339	410-4440	BOOM STRAIGHT 180-185FT JIB 4WD DSL	\$23,500.00	\$9,990.00	\$4,100.00
1340	415-1000	GLAZIER PANEL LIFT KIT	\$421.00	\$122.00	\$43.00
1341	415-1050	ZERO G TOOL HOLDER ATTACHMENT	\$765.00	\$405.00	\$114.00
1342	415-1500	SCISSOR ATTCH 19' EXT DECK FOR GENIE SHU	\$425.00	\$180.00	\$95.00
<b>1343</b>	<b>415-1505</b>	<b>PIPE RACK FOR SKYJACK RT SCISSOR</b>	<b>\$216.00</b>	<b>\$113.00</b>	<b>\$71.00</b>
<b>1344</b>	<b>415-1506</b>	<b>PIPE RACK FOR SKYJACK ELECTRIC SCISSOR</b>	<b>\$216.00</b>	<b>\$113.00</b>	<b>\$71.00</b>
<b>1345</b>	<b>415-1510</b>	<b>PIPE RACK FOR GENIE RT SCISSOR</b>	<b>\$216.00</b>	<b>\$113.00</b>	<b>\$71.00</b>
<b>1346</b>	<b>415-1512</b>	<b>PIPE RACK FOR GENIE ELECTRIC SCISSOR</b>	<b>\$216.00</b>	<b>\$113.00</b>	<b>\$71.00</b>
<b>1347</b>	<b>415-1515</b>	<b>PIPE CRADLE FOR GENIE S AND Z BOOMLIFTS</b>	<b>\$216.00</b>	<b>\$113.00</b>	<b>\$48.00</b>
1348	450-2000	WAREHOUSE FORKLIFT 2000LB CUSHION ELEC	\$1,520.00	\$626.00	\$238.00
1349	450-2010	WAREHOUSE FORKLIFT 3000LB PNEU DSL	\$975.00	\$395.00	\$170.00
1350	450-2020	WAREHOUSE FORKLIFT 3000LB PNEU DF	\$975.00	\$395.00	\$170.00

**EXHIBIT A.1**  
**PRICING SCHEDULE - OMNIA GOLD**

	<b>CAT CLASS</b>	<b>DESCRIPTION</b>	<b>MONTH</b>	<b>WEEK</b>	<b>DAY</b>
1351	450-2030	WAREHOUSE FORKLIFT 3000LB CUSHION ELEC	\$1,520.00	\$626.00	\$238.00
1352	450-2040	WAREHOUSE FORKLIFT 3000LB CUSHION LPG	\$975.00	\$395.00	\$170.00
1353	450-2050	WAREHOUSE FORKLIFT 3000LB 3W STDUP ELEC	\$1,580.00	\$653.00	\$261.00
1354	450-2055	WAREHOUSE FORKLIFT 3500LB 3W STDUP ELEC	\$1,580.00	\$653.00	\$261.00
1355	450-2057	WAREHOUSE FORKLIFT 4000LB 3W STDUP ELEC	\$1,580.00	\$653.00	\$261.00
1356	450-2085	WAREHOUSE FORKLIFT 4000LB CUSH LPS RATED	\$975.00	\$395.00	\$170.00
1357	450-2090	WAREHOUSE FORKLIFT 4000LB 3W SIT ELEC	\$1,580.00	\$653.00	\$261.00
1358	450-2100	WAREHOUSE FORKLIFT 4000LB CUSHION ELEC	\$1,580.00	\$653.00	\$261.00
1359	450-2110	WAREHOUSE FORKLIFT 5000LB PNEU DSL	\$1,025.00	\$489.00	\$193.00
1360	450-2115	WAREHOUSE FORKLIFT 5000LB PNEU DSL CAB	\$1,395.00	\$589.00	\$261.00
1361	450-2120	WAREHOUSE FORKLIFT 5000LB PNEU DF	\$935.00	\$380.00	\$154.00
1362	450-2130	WAREHOUSE FORKLIFT 5000LB PNEU ELEC	\$1,680.00	\$675.00	\$280.00
1363	450-2140	WAREHOUSE FORKLIFT 5000LB CUSHION ELEC	\$1,680.00	\$675.00	\$280.00
1364	450-2150	WAREHOUSE FORKLIFT 5000LB CUSHION LPG	\$935.00	\$380.00	\$154.00
1365	450-2160	WAREHOUSE FORKLIFT 5000LB LOWPRO PNEU DF	\$1,025.00	\$489.00	\$193.00
1366	450-2170	WAREHOUSE FORKLIFT 5000LB 4MAST PNEU DF	\$1,025.00	\$489.00	\$193.00
1367	450-2180	WAREHOUSE FORKLIFT 6000LB PNEU DSL	\$1,025.00	\$489.00	\$193.00
1368	450-2185	WAREHOUSE FORKLIFT 6000LB PNEU DSL CAB	\$1,395.00	\$589.00	\$261.00
1369	450-2190	WAREHOUSE FORKLIFT 6000LB PNEU DF	\$1,025.00	\$489.00	\$193.00
1370	450-2200	WAREHOUSE FORKLIFT 6000LB CUSHION DF	\$1,025.00	\$489.00	\$193.00
1371	450-2210	WAREHOUSE FORKLIFT 6000LB CUSHION ELEC	\$1,800.00	\$788.00	\$309.00
<b>1372</b>	<b>450-2215</b>	<b>WAREHOUSE FORKLIFT 6000LB CUSHION EE BAT</b>	<b>\$2,250.00</b>	<b>\$855.00</b>	<b>\$333.00</b>
1373	450-2220	WAREHOUSE FORKLIFT 6000LB SINGLE-DBL DF	\$1,463.00	\$613.00	\$233.00
1374	450-2230	WAREHOUSE FORKLIFT 6000LB FOAM FILL DF	\$1,463.00	\$613.00	\$233.00
1375	450-2240	WAREHOUSE FORKLIFT 6000LB 4MAST PNEU DF	\$1,025.00	\$489.00	\$193.00
1376	450-2250	WAREHOUSE FORKLIFT 7000LB PNEU DSL	\$1,600.00	\$645.00	\$225.00
1377	450-2260	WAREHOUSE FORKLIFT 8000LB PNEU DSL	\$1,600.00	\$645.00	\$225.00
1378	450-2265	WAREHOUSE FORKLIFT 8000LB PNEU DSL CAB	\$1,724.00	\$685.00	\$275.00
1379	450-2270	WAREHOUSE FORKLIFT 8000LB PNEU DF	\$1,600.00	\$645.00	\$225.00
1380	450-2275	WAREHOUSE FORKLIFT 8000LB PNEU DF CAB	\$1,724.00	\$685.00	\$275.00
1381	450-2280	WAREHOUSE FORKLIFT 8000LB PNEU LPG	\$1,600.00	\$645.00	\$225.00
1382	450-2305	WAREHOUSE FORKLIFT 10000LB CUSHION ELEC	\$2,480.00	\$945.00	\$333.00
1383	450-2310	WAREHOUSE FORKLIFT 10000LB PNEU DSL	\$1,885.00	\$715.00	\$285.00
1384	450-2315	WAREHOUSE FORKLIFT 10000LB PNEU DSL CAB	\$2,000.00	\$850.00	\$325.00
1385	450-2320	WAREHOUSE FORKLIFT 10000LB PNEU DF	\$1,885.00	\$715.00	\$285.00
1386	450-2325	WAREHOUSE FORKLIFT 10000LB PNEU DF CAB	\$2,000.00	\$850.00	\$325.00
1387	450-2330	WAREHOUSE FORKLIFT 10000LB CUSHION LPG	\$1,885.00	\$715.00	\$285.00
1388	450-2345	WAREHOUSE FORKLIFT 12000LB CUSHION ELEC	\$2,800.00	\$1,148.00	\$428.00
1389	450-2360	WAREHOUSE FORKLIFT 12000LB PNEU DF	\$2,635.00	\$935.00	\$315.00
1390	450-2370	WAREHOUSE FORKLIFT 15000LB PNEU DSL	\$3,400.00	\$1,403.00	\$550.00
<b>1391</b>	<b>450-2375</b>	<b>WAREHOUSE FORKLIFT 15000LB PNEU DSL CAB</b>	<b>\$3,500.00</b>	<b>\$1,450.00</b>	<b>\$570.00</b>
1392	450-2380	WAREHOUSE FORKLIFT 15000LB CUSHION LPG	\$3,400.00	\$1,403.00	\$550.00
1393	450-2390	WAREHOUSE FORKLIFT 15000LB PNEU DF	\$3,400.00	\$1,403.00	\$550.00
1394	450-2395	WAREHOUSE FORKLIFT 15000LB PNEU DF CAB	\$3,500.00	\$1,450.00	\$570.00
1395	450-2400	WAREHOUSE FORKLIFT 16000LB PNEU DSL	\$3,570.00	\$1,488.00	\$585.00
1396	450-2410	WAREHOUSE FORKLIFT 20000LB PNEU DSL	\$5,500.00	\$2,380.00	\$945.00
1397	450-2420	WAREHOUSE FORKLIFT 22000LB PNEU DSL	\$5,500.00	\$2,380.00	\$945.00
1398	450-2430	WAREHOUSE FORKLIFT 26000LB PNEU DSL ROPS	\$5,500.00	\$2,380.00	\$945.00
1399	450-2435	WAREHOUSE FORKLIFT 26000LB PNEU CAB DSL	\$6,333.00	\$2,550.00	\$990.00
1400	450-2440	WAREHOUSE FORKLIFT 30000LB PNEU DSL	\$6,333.00	\$2,550.00	\$990.00



**EXHIBIT A.1  
PRICING SCHEDULE - OMNIA GOLD**

	<b>CAT CLASS</b>	<b>DESCRIPTION</b>	<b>MONTH</b>	<b>WEEK</b>	<b>DAY</b>
1401	450-2450	WAREHOUSE FORKLIFT 36000LB PNEU DSL ROPS	\$6,333.00	\$2,550.00	\$990.00
1402	450-2455	WAREHOUSE FORKLIFT 36000LB PNEU CAB DSL	\$7,191.00	\$2,700.00	\$1,025.00
1403	450-2460	WAREHOUSE FORKLIFT 45000LB PNEU DSL	\$8,458.00	\$3,103.00	\$1,440.00
1404	450-2470	WAREHOUSE FORKLIFT 55000LB PNEU DSL	\$13,500.00	\$5,220.00	\$1,980.00
1405	455-1000	STRAIGHTMAST RT FORKLIFT 5000LB 4WD	\$1,613.00	\$765.00	\$311.00
1406	455-1010	STRAIGHTMAST RT FORKLIFT 6000LB 2WD	\$1,613.00	\$765.00	\$311.00
1407	455-1015	STRAIGHTMAST RT FORKLIFT CAB 6000LB 2WD	\$1,838.00	\$786.00	\$340.00
1408	455-1020	STRAIGHTMAST RT FORKLIFT 6000LB 4WD	\$1,838.00	\$786.00	\$340.00
1409	455-1025	STRAIGHTMAST RT FORKLIFT CAB 6000LB 4WD	\$2,025.00	\$935.00	\$350.00
<b>1410</b>	<b>455-1027</b>	<b>STRAIGHTMAST RT FORKLIFT CAB 7000LB 4WD</b>	<b>\$2,025.00</b>	<b>\$935.00</b>	<b>\$350.00</b>
1411	455-1030	STRAIGHTMAST RT FORKLIFT 8000LB 2WD	\$1,838.00	\$786.00	\$340.00
1412	455-1035	STRAIGHTMAST RT FORKLIFT CAB 8000LB 2WD	\$2,025.00	\$935.00	\$351.00
1413	455-1040	STRAIGHTMAST RT FORKLIFT 8000LB 4WD	\$2,025.00	\$935.00	\$351.00
1414	455-1042	STRAIGHTMAST RT FORKLIFT CAB 8000LB 4WD	\$2,100.00	\$1,010.00	\$378.00
1415	455-1045	STRAIGHTMAST RT FORKLIFT 8000LB 4WD LOWP	\$2,100.00	\$1,010.00	\$378.00
1416	455-1050	STRAIGHTMAST RT FORKLIFT 10000LB 2WD	\$2,775.00	\$1,440.00	\$495.00
1417	455-1060	STRAIGHTMAST RT FORKLIFT 10000LB 4WD	\$2,888.00	\$1,440.00	\$495.00
1418	455-1065	STRAIGHTMAST RT FORKLIFT 12000LB 2WD	\$2,925.00	\$1,466.00	\$518.00
1419	455-1070	STRAIGHTMAST RT FORKLIFT 12000LB 4WD	\$3,000.00	\$1,466.00	\$518.00
1420	455-1080	STRAIGHTMAST RT FORKLIFT 20000LB 4WD	\$4,050.00	\$1,700.00	\$608.00
<b>1421</b>	<b>460-1000</b>	<b>TELEHANDLER 3000LB 13FT LIFT ROPS</b>	<b>\$1,730.00</b>	<b>\$770.00</b>	<b>\$295.00</b>
1422	460-1010	TELEHANDLER 5500LB 16-20FT LIFT ROPS	\$1,730.00	\$770.00	\$295.00
1423	460-1011	TELEHANDLER 5500LB 16-20FT LIFT ROPS BLK	\$1,730.00	\$770.00	\$295.00
1424	460-1015	TELEHANDLER 5500LB 16-20FT LIFT CAB	\$1,750.00	\$815.00	\$305.00
1425	460-1019	TELEHANDLER 6000LB 13FT LIFT ROPS	\$1,975.00	\$850.00	\$360.00
1426	460-1020	TELEHANDLER 6000LB 34-36FT LIFT ROPS	\$1,975.00	\$850.00	\$360.00
1427	460-1025	TELEHANDLER 6000LB 34-36FT LIFT CAB	\$2,075.00	\$963.00	\$370.00
1428	460-1030	TELEHANDLER 6000LB 42-44FT LIFT ROPS	\$1,975.00	\$850.00	\$360.00
1429	460-1035	TELEHANDLER 6000LB 42-44FT LIFT CAB	\$2,075.00	\$963.00	\$370.00
1430	460-1040	TELEHANDLER 8000LB 42-44FT LIFT ROPS	\$2,295.00	\$1,045.00	\$390.00
1431	460-1045	TELEHANDLER 8000LB 42-44FT LIFT CAB	\$2,395.00	\$1,068.00	\$400.00
1432	460-1050	TELEHANDLER 9000LB 42-44FT LIFT ROPS	\$3,250.00	\$1,385.00	\$495.00
1433	460-1055	TELEHANDLER 9000LB 42-44FT LIFT CAB	\$3,300.00	\$1,505.00	\$495.00
1434	460-1060	TELEHANDLER 10000LB 42-44FT LIFT ROPS	\$3,250.00	\$1,385.00	\$495.00
1435	460-1065	TELEHANDLER 10000LB 42-44FT LIFT CAB	\$3,300.00	\$1,505.00	\$530.00
1436	460-1070	TELEHANDLER 10000LB 50-56FT LIFT ROPS	\$3,250.00	\$1,385.00	\$495.00
1437	460-1071	TELEHANDLER 10000LB 50-56FT LIFTROPS BLK	\$3,250.00	\$1,385.00	\$495.00
1438	460-1075	TELEHANDLER 10000LB 50-56FT LIFT CAB	\$3,300.00	\$1,505.00	\$530.00
1439	460-1080	TELEHANDLER 12000LB 55-56FT LIFT ROPS	\$4,225.00	\$1,995.00	\$625.00
1440	460-1081	TELEHANDLER 12000LB 55FT LIFT ROPS BLK	\$4,225.00	\$1,995.00	\$625.00
1441	460-1085	TELEHANDLER 12000LB 55-56FT LIFT CAB	\$4,355.00	\$2,097.00	\$660.00
1442	460-1087	TELEHANDLER 15-16000LB 44FT LIFT	\$7,700.00	\$3,500.00	\$1,290.00
<b>1443</b>	<b>460-1088</b>	<b>TELEHANDLER 17000LB 32FT LIFT</b>	<b>\$9,900.00</b>	<b>\$4,320.00</b>	<b>\$1,615.00</b>
1444	460-1090	TELEHANDLER 20000LB 44FT LIFT CAB	\$16,000.00	\$5,600.00	\$2,000.00
1445	464-1016	COMPACT CRAWLER BOOM LIFT 40-44' BATTERY	\$7,000.00	\$4,250.00	\$2,019.00
1446	464-1022	COMPACT CRAWLER BOOM LIFT 50-59' BATTERY	\$8,500.00	\$5,220.00	\$2,470.00
1447	464-1036	COMPACT CRAWLER BOOM LIFT 70-79' BATTERY	\$14,000.00	\$7,000.00	\$3,420.00
1448	464-1042	COMPACT WHEELED BOOM LIFT 90-99' HYB	\$16,000.00	\$8,159.00	\$3,862.00
1449	480-1030	RAMP LOADING	\$1,130.00	\$336.00	\$144.00
1450	480-1060	DOLLY STAIR CLIMBER 1500# CAP	\$506.00	\$240.00	\$68.00

**EXHIBIT A.1**  
**PRICING SCHEDULE - OMNIA GOLD**

	<b>CAT CLASS</b>	<b>DESCRIPTION</b>	<b>MONTH</b>	<b>WEEK</b>	<b>DAY</b>
1451	480-1080	ROLALIFT 6000LBS HYD DOLLY 1 PAIR	\$574.00	\$272.00	\$77.00
1452	480-1130	PALLET LIFT 5500LB W/B MANUAL NARROW	\$270.00	\$128.00	\$36.00
1453	480-1135	PALLET LIFT 5500LB W/B MANUAL	\$270.00	\$128.00	\$36.00
1454	480-1137	PALLET LIFT 3000LB W/B MANUAL RAISED	\$270.00	\$128.00	\$36.00
1455	480-1140	PALLET LIFT 8000LB W/B MANUAL	\$270.00	\$128.00	\$36.00
1456	480-1180	PALLET REACH TRUCK 4500LB STAND ON ELEC	\$1,895.00	\$755.00	\$299.00
<b>1457</b>	<b>480-1190</b>	<b>PALLET DBL REACH TRUCK 3000LB STD ON ELE</b>	<b>\$1,895.00</b>	<b>\$755.00</b>	<b>\$299.00</b>
<b>1458</b>	<b>480-1195</b>	<b>PALLET DBL REACH TRUCK 4000LB STD ON ELE</b>	<b>\$1,980.00</b>	<b>\$788.00</b>	<b>\$356.00</b>
<b>1459</b>	<b>480-1200</b>	<b>PALLET REACH TRUCK 3500LB STAND ON ELEC</b>	<b>\$2,520.00</b>	<b>\$990.00</b>	<b>\$418.00</b>
<b>1460</b>	<b>480-1205</b>	<b>PALLET REACH TRUCK 4500LB 421IN LIFT ELE</b>	<b>\$2,790.00</b>	<b>\$1,125.00</b>	<b>\$475.00</b>
1461	480-1210	PALLET ORDER PICKER 3000LB STAND ON ELEC	\$1,300.00	\$513.00	\$204.00
1462	480-1224	PALLET STACKER 2500LB ADJ STRAD W/B ELEC	\$1,164.00	\$456.00	\$147.00
1463	480-1229	PALLET STACKER 3000LB STRADDLE W/B ELEC	\$1,221.00	\$470.00	\$157.00
1464	480-1230	PALLET STACKER 3000LB COUNT WGT W/B ELEC	\$1,378.00	\$523.00	\$176.00
1465	480-1239	PALLET STACKER 4000LB STRADDLE W/B ELEC	\$1,378.00	\$523.00	\$176.00
1466	480-1240	PALLET STACKER 4000LB COUNT WGT W/B ELEC	\$1,378.00	\$523.00	\$176.00
1467	480-1250	PALLET LIFT 4000LB W/B ELEC	\$983.00	\$437.00	\$109.00
1468	480-1260	PALLET LIFT 4500LB W/B ELEC	\$983.00	\$437.00	\$109.00
1469	480-1280	PALLET LIFT 6000LB 48IN RIDE-ON ELEC	\$1,221.00	\$470.00	\$157.00
1470	480-1282	PALLET LIFT 6000LB 96IN RIDE-ON ELEC	\$1,255.00	\$490.00	\$160.00
1471	480-1310	ROLLER 2 PART KIT 36 TON CAP	\$430.00	\$225.00	\$65.00
1472	480-1320	MACHINE ROLLERS 3 TON SET OF 4	\$225.00	\$120.00	\$45.00
1473	480-1340	MACHINE ROLLERS 8 TON SET OF 4	\$375.00	\$200.00	\$68.00
<b>1474</b>	<b>480-1350</b>	<b>MACHINE ROLLERS 12 TON SET OF 4</b>	<b>\$413.00</b>	<b>\$220.00</b>	<b>\$77.00</b>
1475	480-1360	MACHINE ROLLERS 15 TON SET OF 4	\$413.00	\$220.00	\$77.00
1476	480-1390	MACHINE ROLLERS 30 TON SET OF 4	\$360.00	\$192.00	\$54.00
1477	480-1420	MACHINE ROLLERS 60 TON SET OF 4	\$450.00	\$240.00	\$86.00
<b>1478</b>	<b>480-1440</b>	<b>MACHINE ROLLERS 70 TON SET OF 4</b>	<b>\$594.00</b>	<b>\$297.00</b>	<b>\$105.00</b>
1479	480-1520	PRY BAR	\$34.00	\$12.00	\$5.00
1480	480-1620	HOIST 3/4 TON LEVER 20	\$71.00	\$26.00	\$12.00
1481	480-1640	HOIST 3/4 TON LEVER W/OVERLOAD 20	\$75.00	\$28.00	\$13.00
1482	480-1700	HOIST 1 TON LEVER W/OVERLOAD 20	\$81.00	\$30.00	\$14.00
1483	480-1720	HOIST 1 1/2 TON LEVER 15	\$86.00	\$32.00	\$14.00
1484	480-1740	HOIST 1 1/2 TON LEVER 20	\$86.00	\$32.00	\$14.00
1485	480-1760	HOIST 1 1/2 TON LEVER W/OVERLOAD 20	\$96.00	\$36.00	\$16.00
1486	480-1780	HOIST 2 TON LEVER W/OVERLOAD 20	\$107.00	\$40.00	\$18.00
1487	480-1800	HOIST 2 1/2 TON LEVER 20	\$136.00	\$50.00	\$20.00
1488	480-1820	HOIST 3 TON LEVER 15	\$124.00	\$46.00	\$21.00
1489	480-1840	HOIST 3 TON LEVER W/ OVERLOAD 20	\$128.00	\$48.00	\$22.00
1490	480-1860	HOIST 3 TON LEVER 20-30	\$124.00	\$46.00	\$21.00
1491	480-1880	HOIST 6 TON LEVER 5 - 10	\$167.00	\$62.00	\$28.00
1492	480-1900	HOIST 6 TON LEVER W/ OVERLOAD 20	\$178.00	\$66.00	\$30.00
1493	480-1920	MATERIAL LIFT 1500 LBS 25 FT ROUSTABOUT	\$641.00	\$304.00	\$86.00
1494	480-1925	MATERIAL LIFT 1500 LBS 15 FT ROUSTABOUT	\$540.00	\$256.00	\$72.00
<b>1495</b>	<b>480-1930</b>	<b>MATERIAL LIFT 1500 LBS 18 FT ROUSTABOUT</b>	<b>\$729.00</b>	<b>\$324.00</b>	<b>\$86.00</b>
1496	480-2120	HOIST CHAIN 1/2 TON 8-15	\$46.00	\$17.00	\$7.00
<b>1497</b>	<b>480-2140</b>	<b>HOIST CHAIN 1/2 TON 20</b>	<b>\$59.00</b>	<b>\$21.00</b>	<b>\$9.00</b>
1498	480-2160	HOIST 1/2 TON CHAIN W/OVERLOAD 20	\$64.00	\$24.00	\$10.00
1499	480-2175	HOIST CHAIN AIR 1 TON 30-50	\$1,260.00	\$665.00	\$166.00
1500	480-2180	HOIST 1 TON CHAIN W/OVERLOAD 20	\$85.00	\$31.00	\$12.00

**EXHIBIT A.1  
PRICING SCHEDULE - OMNIA GOLD**

	<b>CAT CLASS</b>	<b>DESCRIPTION</b>	<b>MONTH</b>	<b>WEEK</b>	<b>DAY</b>
1501	480-2200	HOIST 1 TON CHAIN W/OVERLOAD 30	\$90.00	\$33.00	\$13.00
1502	480-2220	HOIST CHAIN 1 TON 20-40	\$72.00	\$27.00	\$10.00
1503	480-2240	HOIST CHAIN 1-1/2 TON 20-40	\$97.00	\$36.00	\$14.00
1504	480-2260	HOIST 1 1/2 TON CHAIN W/OVERLOAD 20FT	\$115.00	\$43.00	\$17.00
1505	480-2280	HOIST 1 1/2TON CHAIN W/OVERLOAD 30FT	\$123.00	\$46.00	\$18.00
1506	480-2300	HOIST 2 TON CHAIN W/OVERLOAD 20	\$136.00	\$50.00	\$20.00
1507	480-2320	HOIST CHAIN 2 TON 8-15	\$129.00	\$48.00	\$19.00
1508	480-2340	HOIST CHAIN 2 TON 20-40	\$97.00	\$36.00	\$14.00
<b>1509</b>	<b>480-2350</b>	<b>CHAIN HOIST ELEC 2 TON 50-80FT LIFT 115V</b>	<b>\$1,350.00</b>	<b>\$675.00</b>	<b>\$285.00</b>
1510	480-2380	HOIST CHAIN 2TON MANUAL 30	\$136.00	\$50.00	\$20.00
1511	480-2400	HOIST CHAIN 3 TON 20-40	\$141.00	\$52.00	\$21.00
1512	480-2420	HOIST 3 TON CHAIN W/OVERLOAD 20	\$167.00	\$62.00	\$25.00
1513	480-2440	HOIST CHAIN 3 TON 8-15	\$162.00	\$60.00	\$24.00
1514	480-2460	HOIST CHAIN 3TON MANUAL 20	\$162.00	\$60.00	\$24.00
<b>1515</b>	<b>480-2480</b>	<b>HOIST CHAIN 3TON MANUAL 30</b>	<b>\$162.00</b>	<b>\$60.00</b>	<b>\$24.00</b>
<b>1516</b>	<b>480-2500</b>	<b>HOIST CHAIN 5 TON 8-15</b>	<b>\$226.00</b>	<b>\$79.00</b>	<b>\$33.00</b>
1517	480-2520	HOIST 5 TON CHAIN W/OVERLOAD 20FT	\$251.00	\$93.00	\$37.00
1518	480-2540	HOIST CHAIN 5 TON 20-40	\$226.00	\$84.00	\$33.00
<b>1519</b>	<b>480-2550</b>	<b>HOIST CHAIN 5 TON 60FT LIFT</b>	<b>\$270.00</b>	<b>\$145.00</b>	<b>\$145.00</b>
1520	480-2555	HOIST CHAIN 5 TON 80FT LIFT	\$270.00	\$145.00	\$145.00
1521	480-2560	HOIST CHAIN 5TON MANUAL 30	\$244.00	\$90.00	\$36.00
1522	480-2600	HOIST CHAIN 8TON MANUAL 20	\$449.00	\$166.00	\$67.00
1523	480-2620	HOIST CHAIN 10 TON 8-15	\$546.00	\$202.00	\$81.00
1524	480-2640	HOIST CHAIN 10 TON 20-30	\$577.00	\$214.00	\$86.00
<b>1525</b>	<b>480-2660</b>	<b>HOIST 5 TON CHAIN ELEC</b>	<b>\$610.00</b>	<b>\$214.00</b>	<b>\$90.00</b>
<b>1526</b>	<b>480-2670</b>	<b>HOIST CHAIN AIR 2 TON 50-70 FT</b>	<b>\$281.00</b>	<b>\$110.00</b>	<b>\$44.00</b>
<b>1527</b>	<b>480-2680</b>	<b>HOIST CHAIN AIR 3 TON</b>	<b>\$419.00</b>	<b>\$147.00</b>	<b>\$62.00</b>
<b>1528</b>	<b>480-2687</b>	<b>HOIST CHAIN AIR 6 TON 30-50 FT</b>	<b>\$2,250.00</b>	<b>\$765.00</b>	<b>\$261.00</b>
<b>1529</b>	<b>480-2690</b>	<b>HOIST CHAIN AIR 5 TON 80FT LIFT</b>	<b>\$2,700.00</b>	<b>\$900.00</b>	<b>\$316.00</b>
1530	480-2692	HOIST CHAIN AIR 6 TON 100FT LIFT	\$2,880.00	\$995.00	\$380.00
1531	480-2695	HOIST CHAIN AIR 10 TON 40 FT	\$2,430.00	\$855.00	\$285.00
<b>1532</b>	<b>480-2700</b>	<b>ENGINE HOIST 4000 LB</b>	<b>\$324.00</b>	<b>\$108.00</b>	<b>\$29.00</b>
1533	480-2790	CONVEYOR MATERIAL 10FT X 12IN	\$760.00	\$285.00	\$95.00
1534	480-2795	CONVEYOR MATERIAL 10FT X 18IN	\$784.00	\$295.00	\$100.00
1535	480-2797	CONVEYOR MATERIAL 14FT X 12IN	\$841.00	\$304.00	\$109.00
1536	480-2800	CONVEYOR MATERIAL TOWABLE 24-26FT	\$1,767.00	\$746.00	\$295.00
<b>1537</b>	<b>480-3015</b>	<b>GANTRY CRANE 3/4 TON</b>	<b>\$1,215.00</b>	<b>\$509.00</b>	<b>\$204.00</b>
1538	480-3040	POWERED HAND CRANE 300 LBS CAP BATT	\$419.00	\$155.00	\$62.00
1539	480-3060	GANTRY CRANE 2 TON	\$1,758.00	\$736.00	\$280.00
1540	480-3065	GANTRY CRANE 2 TON 154IN HEIGHT	\$1,853.00	\$755.00	\$299.00
1541	480-3080	GANTRY CRANE 3 TON	\$1,900.00	\$760.00	\$309.00
1542	480-3100	GANTRY CRANE 5 TON	\$2,200.00	\$800.00	\$425.00
1543	480-3210	TROLLEY 1 TON	\$135.00	\$48.00	\$18.00
1544	480-3211	BEAM TROLLEY PUSH 1 TON	\$45.00	\$20.00	\$5.00
1545	480-3240	TROLLEY 3 TONS	\$169.00	\$60.00	\$23.00
1546	480-3260	TROLLEY 5 TONS	\$338.00	\$120.00	\$45.00
1547	480-3265	BEAM TROLLEY 5 TON GEARED 80FT DROP	\$225.00	\$120.00	\$60.00
1548	480-3280	TROLLEY 10 TONS	\$405.00	\$144.00	\$55.00
1549	480-3285	TROLLEY 10 TONS GEARED 40FT/HAND CHAIN	\$350.00	\$115.00	\$55.00
<b>1550</b>	<b>480-3314</b>	<b>HOIST ELECTRIC CHAIN 1 TON 40 FT 120V</b>	<b>\$630.00</b>	<b>\$252.00</b>	<b>\$109.00</b>



**EXHIBIT A.1  
PRICING SCHEDULE - OMNIA GOLD**

	<b>CAT CLASS</b>	<b>DESCRIPTION</b>	<b>MONTH</b>	<b>WEEK</b>	<b>DAY</b>
1551	480-3316	HOIST ELECTRIC CHAIN 1 TON 50 FT 120V	\$630.00	\$252.00	\$109.00
1552	480-3318	HOIST ELECTRIC CHAIN 1 TON 60 FT 120V	\$630.00	\$252.00	\$109.00
1553	480-3329	HOIST ELECTRIC CHAIN 2 TON 40 FT 120V	\$765.00	\$306.00	\$128.00
1554	480-3331	HOIST ELECTRIC CHAIN 2 TON 50 FT 120V	\$765.00	\$306.00	\$128.00
1555	480-3333	HOIST ELECTRIC CHAIN 2 TON 60 FT 120V	\$765.00	\$306.00	\$128.00
1556	480-3420	HOIST ELECTRIC CHAIN 1T 30 120V 1PH	\$354.00	\$131.00	\$52.00
1557	480-3428	MATERIAL LIFT 400 LBS 5 FT MANUAL	\$203.00	\$71.00	\$24.00
1558	480-3430	MATERIAL LIFT 1000 LBS 5 FT MANUAL	\$203.00	\$71.00	\$24.00
1559	480-3460	MATERIAL LIFT 1000 LBS 10 FT MANUAL	\$567.00	\$266.00	\$67.00
1560	480-3475	MATERIAL LIFT 450 LBS 12 FT MANUAL	\$567.00	\$266.00	\$67.00
1561	480-3480	MATERIAL LIFT 650 LBS 12 FT MANUAL	\$567.00	\$266.00	\$67.00
1562	480-3500	MATERIAL LIFT 300 LBS 12 FT PNEUMATIC	\$648.00	\$304.00	\$76.00
1563	480-3510	MATERIAL LIFT 350 LBS 13 FT MANUAL	\$648.00	\$304.00	\$76.00
1564	480-3520	MATERIAL LIFT 650 LBS 15 FT MANUAL	\$648.00	\$304.00	\$76.00
1565	480-3525	MATERIAL LIFT 450 LBS 16 FT MANUAL	\$648.00	\$304.00	\$76.00
1566	480-3540	MATERIAL LIFT 650 LBS 18 FT MANUAL	\$648.00	\$304.00	\$76.00
1567	480-3560	MATERIAL LIFT 250 LBS 18 FT PNEUMATIC	\$648.00	\$304.00	\$76.00
1568	480-3580	MATERIAL LIFT 650 LBS 20 FT MANUAL	\$770.00	\$361.00	\$90.00
1569	480-3600	MATERIAL LIFT 650 LBS 24 FT MANUAL	\$770.00	\$361.00	\$90.00
1570	480-3620	MATERIAL LIFT 650 LBS 25 FT MANUAL	\$770.00	\$361.00	\$90.00
1571	480-3628	<b>MATERIAL LIFT 800 LBS 25FT COUNTER BALAN</b>	<b>\$1,350.00</b>	<b>\$594.00</b>	<b>\$157.00</b>
1572	480-3630	MATERIAL LIFT 800 LBS 12 FT MANUAL	\$675.00	\$240.00	\$80.00
1573	480-3660	MATERIAL LIFT 1100 LBS 15 FT MANUAL	\$810.00	\$380.00	\$95.00
1574	480-4010	TUGGER 1000LB AIR	\$648.00	\$216.00	\$76.00
1575	480-4040	TUGGER 4000LB AIR	\$1,418.00	\$473.00	\$166.00
1576	480-4070	TUGGER 10000LB AIR	\$2,633.00	\$878.00	\$309.00
1577	480-4090	<b>TUGGER 20000LB AIR</b>	<b>\$4,658.00</b>	<b>\$1,553.00</b>	<b>\$546.00</b>
1578	480-4105	<b>CABLE PULLER FORCE GAUGE</b>	<b>\$540.00</b>	<b>\$324.00</b>	<b>\$171.00</b>
1579	480-4110	CABLE PULLER 2000 LB ELECTRIC	\$765.00	\$270.00	\$114.00
1580	480-4130	CABLE PULLER 6000LB ELECTRIC	\$810.00	\$324.00	\$105.00
1581	480-4140	CABLE PULLER 8000LB ELECTRIC	\$899.00	\$428.00	\$114.00
1582	480-4150	CABLE PULLER 10000LB ELEC W/BOOM	\$936.00	\$450.00	\$119.00
1583	480-4153	<b>CABLE PULLER 12K MULTI-SPEED ELEC</b>	<b>\$986.00</b>	<b>\$495.00</b>	<b>\$143.00</b>
1584	480-4155	CABLE FEEDER	\$765.00	\$270.00	\$114.00
1585	480-4160	CABLE REEL STAND 6000LB CAPACITY	\$120.00	\$55.00	\$20.00
1586	480-4170	CABLE REEL STANDS 10000LB CAP PAIR	\$525.00	\$255.00	\$85.00
1587	480-4175	CABLE REEL ROLLER 30IN 2500 LB CAPACITY	\$130.00	\$65.00	\$65.00
1588	480-4179	<b>CABLE REEL ROLL 7.5 TON</b>	<b>\$1,346.00</b>	<b>\$450.00</b>	<b>\$143.00</b>
1589	480-4180	<b>CABLE REEL ROLLER 15 TON</b>	<b>\$1,346.00</b>	<b>\$450.00</b>	<b>\$143.00</b>
1590	480-4185	DUCT RODDER 5/16IN 1000FT	\$383.00	\$180.00	\$81.00
1591	480-4186	DUCT RODDER 5/16IN 600FT	\$270.00	\$158.00	\$62.00
1592	480-4187	DUCT RODDER 3/8IN 600FT	\$270.00	\$158.00	\$62.00
1593	480-4188	DUCT RODDER 1/2IN 1000FT	\$81.00	\$27.00	\$10.00
1594	480-4190	CABLE FISH TAPE VAC SYSTEM	\$205.00	\$70.00	\$30.00
1595	480-4200	SHEAVE MANHOLE 12FT 6500LB CAP	\$1,105.00	\$555.00	\$215.00
1596	480-5520	PUMP PORTA POWER ELECTRIC	\$591.00	\$329.00	\$113.00
1597	480-5530	<b>PUMP HYD SHORING PLASTIC MANUAL</b>	<b>\$62.00</b>	<b>\$21.00</b>	<b>\$11.00</b>
1598	480-5540	PORTAPOWER PUMP 1 SPEED MANUAL	\$131.00	\$45.00	\$23.00
1599	480-5560	PORTAPOWER PUMP 2 SPEED MANUAL	\$131.00	\$45.00	\$23.00
1600	480-5600	<b>PUMP BOLT TENSIONER 1500 BAR 110V</b>	<b>\$2,160.00</b>	<b>\$720.00</b>	<b>\$276.00</b>

**EXHIBIT A.1**  
**PRICING SCHEDULE - OMNIA GOLD**

	<b>CAT CLASS</b>	<b>DESCRIPTION</b>	<b>MONTH</b>	<b>WEEK</b>	<b>DAY</b>
<b>1601</b>	<b>481-1012</b>	<b>CYLINDER HYD LP PANCAKE SA 5 T &gt;1 IN</b>	<b>\$61.00</b>	<b>\$31.00</b>	<b>\$9.00</b>
1602	481-1028	CYLINDER HYD THREADED END SA 10 T >1 IN	\$86.00	\$43.00	\$11.00
1603	481-1030	CYLINDER HYD LP PANCAKE SA 10 T >1 IN	\$60.00	\$31.00	\$8.00
1604	481-1032	CYLINDER HYD GENERAL SA 10 T 1 IN	\$71.00	\$36.00	\$9.00
<b>1605</b>	<b>481-1034</b>	<b>CYLINDER HYD SHORTY SA DA 10 T 1 IN</b>	<b>\$73.00</b>	<b>\$37.00</b>	<b>\$9.00</b>
1606	481-1036	CYLINDER HYD GENERAL SA 10 T 2 IN	\$73.00	\$37.00	\$9.00
1607	481-1040	CYLINDER HYD GENERAL SA 10 T 4 IN	\$79.00	\$40.00	\$10.00
1608	481-1042	CYLINDER HYD GENERAL SA 10 T 6 IN	\$88.00	\$44.00	\$11.00
1609	481-1048	CYLINDER HYD GENERAL SA 10 T 8 IN	\$105.00	\$53.00	\$14.00
1610	481-1052	CYLINDER HYD GENERAL SA 10 T 10 IN	\$107.00	\$54.00	\$14.00
<b>1611</b>	<b>481-1056</b>	<b>CYLINDER HYD PUSHPULL DA 10-4 T 10 IN</b>	<b>\$216.00</b>	<b>\$108.00</b>	<b>\$29.00</b>
<b>1612</b>	<b>481-1066</b>	<b>CYLINDER HYD CENTER HOLE SA 12 T 1 IN</b>	<b>\$135.00</b>	<b>\$68.00</b>	<b>\$18.00</b>
1613	481-1076	CYLINDER HYD GENERAL SA 15 T 6 IN	\$113.00	\$57.00	\$14.00
1614	481-1090	CYLINDER HYD LP PANCAKE SA 20 T >1 IN	\$145.00	\$73.00	\$18.00
<b>1615</b>	<b>481-1092</b>	<b>CYLINDER HYD SHORTY SA DA 20 T 1 IN</b>	<b>\$131.00</b>	<b>\$66.00</b>	<b>\$17.00</b>
<b>1616</b>	<b>481-1106</b>	<b>CYLINDER HYD GENERAL SA 25 T 1 IN</b>	<b>\$115.00</b>	<b>\$58.00</b>	<b>\$14.00</b>
1617	481-1108	CYLINDER HYD GENERAL SA 25 T 2 IN	\$115.00	\$58.00	\$14.00
1618	481-1110	CYLINDER HYD GENERAL SA 25 T 4 IN	\$126.00	\$63.00	\$16.00
1619	481-1112	CYLINDER HYD GENERAL SA 25 T 6 IN	\$145.00	\$73.00	\$18.00
1620	481-1118	CYLINDER HYD GENERAL SA 25 T 8 IN	\$188.00	\$95.00	\$23.00
<b>1621</b>	<b>481-1120</b>	<b>CYLINDER HYD GENERAL SA 25 T 10 IN</b>	<b>\$222.00</b>	<b>\$112.00</b>	<b>\$29.00</b>
1622	481-1122	CYLINDER HYD PUSHPULL DA 25-11 T 10 IN	\$690.00	\$346.00	\$86.00
1623	481-1126	CYLINDER HYD GENERAL SA 25 T 14 IN	\$256.00	\$128.00	\$32.00
<b>1624</b>	<b>481-1127</b>	<b>CYLINDER HYD GENERAL SA 27 T 6 IN</b>	<b>\$405.00</b>	<b>\$135.00</b>	<b>\$48.00</b>
1625	481-1132	CYLINDER HYD LP PANCAKE SA 30 T >1 IN	\$167.00	\$84.00	\$21.00
1626	481-1134	CYLINDER HYD GENERAL SA 30 T 2 IN	\$210.00	\$105.00	\$26.00
<b>1627</b>	<b>481-1138</b>	<b>CYLINDER HYD SHORTY SA DA 30 T 2 IN</b>	<b>\$147.00</b>	<b>\$74.00</b>	<b>\$20.00</b>
1628	481-1154	CYLINDER HYD GENERAL SA 30 T 8 IN	\$225.00	\$113.00	\$28.00
1629	481-1158	CYLINDER HYD GENERAL SA 35 T 2 IN	\$300.00	\$150.00	\$38.00
1630	481-1162	CYLINDER HYD GENERAL SA 50 T 2 IN	\$900.00	\$450.00	\$113.00
<b>1631</b>	<b>481-1164</b>	<b>CYLINDER HYD SHORTY SA DA 50 T 2 IN</b>	<b>\$180.00</b>	<b>\$90.00</b>	<b>\$24.00</b>
1632	481-1186	CYLINDER HYD GENERAL SA 55 T 6 IN	\$248.00	\$124.00	\$32.00
1633	481-1189	CYLINDER HYD PUSHPULL DA 55-28 T 4 IN	\$442.00	\$221.00	\$56.00
<b>1634</b>	<b>481-1190</b>	<b>CYLINDER HYD PUSHPULL DA 55-28 T 6 IN</b>	<b>\$442.00</b>	<b>\$221.00</b>	<b>\$56.00</b>
<b>1635</b>	<b>481-1242</b>	<b>CYLINDER HYD SHORTY SA DA 100 T 2 IN</b>	<b>\$265.00</b>	<b>\$132.00</b>	<b>\$35.00</b>
1636	481-1250	CYLINDER HYD CENTER HOLE SA 100 T 3 IN	\$864.00	\$432.00	\$108.00
1637	481-1254	CYLINDER HYD GENERAL SA 100 T 6 IN	\$490.00	\$245.00	\$60.00
1638	481-1260	CYLINDER HYD PUSHPULL DA 100-44 T 6 IN	\$646.00	\$323.00	\$81.00
1639	481-1524	JACK BOTTLE STANDARD 5 T 4 IN	\$26.00	\$14.00	\$4.00
1640	481-1526	JACK TOE ECONOMY 5 T 4 IN	\$183.00	\$92.00	\$23.00
1641	481-1538	JACK TOE ECONOMY 10 T 5 IN	\$170.00	\$75.00	\$30.00
<b>1642</b>	<b>481-1566</b>	<b>JACK BOTTLE STANDARD 22 T 6 IN</b>	<b>\$51.00</b>	<b>\$26.00</b>	<b>\$7.00</b>
<b>1643</b>	<b>481-3008</b>	<b>CYLINDER BOLT TENSIONER M36X4</b>	<b>\$1,061.00</b>	<b>\$354.00</b>	<b>\$124.00</b>
1644	490-1000	FORKLIFT ATTACHMENT LIFTING HOOK 10000LB	\$298.00	\$135.00	\$48.00
1645	490-1002	FORKLIFT ATTACHMENT LIFTING HOOK 12000LB	\$340.00	\$162.00	\$55.00
<b>1646</b>	<b>490-1003</b>	<b>FORKLIFT ATTACHMENT LIFT-N-TOW 4000 LB</b>	<b>\$235.00</b>	<b>\$115.00</b>	<b>\$40.00</b>
1647	490-1004	FORKLIFT ATTACHMENT LIFT-N-TOW 10000 LB	\$235.00	\$115.00	\$40.00
1648	490-1006	FORKLIFT ATTACHMENT LIFT-N-TOW 12000 LB	\$465.00	\$170.00	\$65.00
<b>1649</b>	<b>490-1008</b>	<b>FORKLIFT ATTACHMENT 2 FT TRUSS BOOM</b>	<b>\$361.00</b>	<b>\$162.00</b>	<b>\$57.00</b>
<b>1650</b>	<b>490-1009</b>	<b>FORKLIFT ATTACHMENT 6-8 FT TRUSS BOOM</b>	<b>\$361.00</b>	<b>\$162.00</b>	<b>\$57.00</b>

**EXHIBIT A.1**  
**PRICING SCHEDULE - OMNIA GOLD**

	<b>CAT CLASS</b>	<b>DESCRIPTION</b>	<b>MONTH</b>	<b>WEEK</b>	<b>DAY</b>
1651	490-1010	FORKLIFT ATTACHMENT 12-15 FT TRUSS BOOM	\$361.00	\$162.00	\$57.00
1652	490-1012	FORKLIFT ATTACH 12FT W/WINCH TRUSS BOOM	\$1,190.00	\$595.00	\$240.00
<b>1653</b>	<b>490-1015</b>	<b>FORKLIFT ATTACHMENT SPREADER BAR 8-12FT</b>	<b>\$450.00</b>	<b>\$225.00</b>	<b>\$95.00</b>
1654	490-1020	FORKLIFT ATTACHMENT JIB	\$361.00	\$162.00	\$57.00
1655	490-1030	FORKLIFT ATTACHMENT CARPET POLE	\$255.00	\$108.00	\$38.00
1656	490-1040	FORKLIFT ATTACHMENT INDUSTRIAL SCALE	\$510.00	\$248.00	\$95.00
<b>1657</b>	<b>490-1045</b>	<b>FORKLIFT/CRANE ATTACHMENT SCALE 15K LBS</b>	<b>\$540.00</b>	<b>\$203.00</b>	<b>\$81.00</b>
1658	490-1055	FORKLIFT ATTACHMENT BIN CLAMP ROTATOR	\$489.00	\$176.00	\$62.00
<b>1659</b>	<b>490-1059</b>	<b>FORKLIFT ATTACHMENT DRUM CLAMP SINGLE</b>	<b>\$2,790.00</b>	<b>\$1,238.00</b>	<b>\$523.00</b>
1660	490-1060	FORKLIFT ATTACHMENT DRUM ROTATOR	\$510.00	\$248.00	\$95.00
1661	490-1070	FORKLIFT ATTACHMENT FORK ROTATOR 2500LB	\$750.00	\$300.00	\$95.00
1662	490-1073	FORKLIFT ATTACHMENT ROTATOR CLASS II	\$750.00	\$300.00	\$95.00
<b>1663</b>	<b>490-1077</b>	<b>FORKLIFT ATTACHMENT ROTATOR CLASS III</b>	<b>\$1,350.00</b>	<b>\$495.00</b>	<b>\$185.00</b>
1664	490-1080	FORKLIFT ATTACHMENT WORK PLATFORM	\$510.00	\$270.00	\$95.00
<b>1665</b>	<b>490-1205</b>	<b>FORKLIFT ATTACHMENT BIN DUMPER .50YD</b>	<b>\$489.00</b>	<b>\$176.00</b>	<b>\$62.00</b>
1666	490-1210	FORKLIFT ATTACHMENT BIN DUMPER 1YD	\$489.00	\$176.00	\$62.00
1667	490-1215	FORKLIFT ATTACHMENT BIN DUMPER 2YD	\$489.00	\$176.00	\$62.00
1668	490-1220	FORKLIFT ATTACHMENT BIN DUMPER 3YD	\$510.00	\$203.00	\$71.00
1669	490-1225	FORKLIFT ATTACHMENT BIN DUMPER 4YD	\$531.00	\$216.00	\$76.00
1670	490-1235	FORKLIFT ATTACHMENT TRASH HOPPER 3.75YD	\$424.00	\$162.00	\$66.00
1671	490-1250	FORKLIFT ATTACHMENT BUCKET .50-.75YD	\$383.00	\$162.00	\$57.00
1672	490-1255	FORKLIFT ATTACHMENT BUCKET 1YD	\$383.00	\$162.00	\$57.00
1673	490-1260	FORKLIFT ATTACHMENT BUCKET 1.25YD	\$383.00	\$162.00	\$57.00
1674	490-1265	FORKLIFT ATTACHMENT BUCKET 1.5YD	\$383.00	\$162.00	\$57.00
1675	490-1270	FORKLIFT ATTACHMENT BUCKET 1.75YD	\$421.00	\$176.00	\$62.00
1676	490-1275	FORKLIFT ATTACHMENT BUCKET 2YD	\$421.00	\$176.00	\$62.00
1677	490-1300	FORKLIFT ATTACHMENT BUCKET GRAPPLE	\$612.00	\$216.00	\$76.00
1678	490-1400	FORKLIFT ATTACHMENT CARRIAGE	\$361.00	\$162.00	\$57.00
1679	490-1410	FORKLIFT ATTACHMENT SWING CARRIAGE	\$595.00	\$225.00	\$81.00
1680	490-1415	FORKLIFT ATTACHMENT SIDE TILT CARRIAGE	\$440.00	\$162.00	\$57.00
1681	490-1418	FORKLIFT ATTACHMENT SIDE SHIFT CARRIAGE	\$440.00	\$162.00	\$57.00
1682	490-1450	FORKLIFT ATTACHMENT FORK EXTENSIONS	\$361.00	\$162.00	\$57.00
<b>1683</b>	<b>490-1460</b>	<b>FORKLIFT ATTACHMENT 48IN FORKS</b>	<b>\$176.00</b>	<b>\$68.00</b>	<b>\$24.00</b>
1684	490-1470	FORKLIFT ATTACHMENT 60IN FORKS	\$191.00	\$90.00	\$29.00
1685	490-1480	FORKLIFT ATTACHMENT 72IN FORKS	\$213.00	\$95.00	\$33.00
1686	490-1600	CRANE ATTACHMENT TRASH HOPPER	\$361.00	\$162.00	\$57.00
1687	490-1650	TELEHANDLER SKIDSTEER ATTACHMENT	\$213.00	\$95.00	\$33.00
1688	490-1690	FORKLIFT BATTERY CHARGER 48V ONLY 115V	\$162.00	\$85.00	\$30.00
1689	490-1695	FORKLIFT BATTERY CHARGER FOR 48V & 80V	\$255.00	\$90.00	\$38.00
1690	490-1700	EXTRA BATTERY PACK 4K ELECTRIC FORKLIFT	\$383.00	\$162.00	\$67.00
1691	490-1720	EXTRA BATTERY PACK 6K ELECTRIC FORKLIFT	\$408.00	\$144.00	\$76.00
1692	500-1015	1KW SILENT PORTABLE GENERATOR	\$340.00	\$153.00	\$41.00
1693	500-1020	2KW SILENT PORTABLE GENERATOR GFCI	\$383.00	\$170.00	\$45.00
1694	500-1025	2KW SILENT PORTABLE GENERATOR	\$383.00	\$170.00	\$45.00
1695	500-1030	3KW PORTABLE GENERATOR	\$459.00	\$204.00	\$54.00
1696	500-1035	3KW SILENT PORTABLE GENERATOR	\$459.00	\$204.00	\$54.00
1697	500-1050	5KW PORTABLE GENERATOR	\$536.00	\$238.00	\$63.00
1698	500-1060	6KW PORTABLE GENERATOR	\$612.00	\$272.00	\$72.00
1699	500-1075	7KW SILENT PORTABLE GENERATOR	\$765.00	\$340.00	\$90.00
1700	500-1100	10KW PORTABLE GENERATOR	\$875.00	\$375.00	\$113.00

**EXHIBIT A.1**  
**PRICING SCHEDULE - OMNIA GOLD**

	<b>CAT CLASS</b>	<b>DESCRIPTION</b>	<b>MONTH</b>	<b>WEEK</b>	<b>DAY</b>
<b>1701</b>	<b>500-1120</b>	<b>16KW PORTABLE GENERATOR 120-240V 1PH/3PH</b>	<b>\$1,215.00</b>	<b>\$540.00</b>	<b>\$190.00</b>
<b>1702</b>	<b>500-1130</b>	<b>23KW PORTABLE GENERATOR 120-240V 1PH/3PH</b>	<b>\$1,395.00</b>	<b>\$585.00</b>	<b>\$261.00</b>
<b>1703</b>	<b>500-1200</b>	<b>GENERATOR SOLAR (6) 12V BATTERIES</b>	<b>\$1,440.00</b>	<b>\$720.00</b>	<b>\$285.00</b>
1704	501-1020	20KW GENERATOR DSL	\$965.00	\$405.00	\$185.00
1705	501-1030	30KW GENERATOR DSL	\$1,235.00	\$660.00	\$229.00
1706	501-1040	40KW GENERATOR DSL	\$1,400.00	\$665.00	\$252.00
1707	501-1055	55KW GENERATOR DSL	\$1,800.00	\$680.00	\$275.00
1708	501-1060	55KW GENERATOR SKID MOUNTED DSL	\$1,800.00	\$680.00	\$275.00
1709	501-1070	70KW GENERATOR DSL	\$2,450.00	\$938.00	\$372.00
1710	501-1080	80KW GENERATOR DSL	\$2,450.00	\$938.00	\$372.00
1711	501-1100	100KW GENERATOR DSL	\$2,450.00	\$938.00	\$372.00
1712	501-1105	100KW GENERATOR SKID MOUNTED DSL	\$2,450.00	\$938.00	\$372.00
1713	501-1120	120KW GENERATOR DSL	\$3,290.00	\$1,530.00	\$540.00
1714	501-1140	140KW GENERATOR DSL	\$3,290.00	\$1,530.00	\$540.00
1715	501-1160	160KW GENERATOR DSL	\$3,290.00	\$1,530.00	\$540.00
1716	501-1175	175KW GENERATOR DSL	\$3,290.00	\$1,530.00	\$540.00
1717	501-1180	175KW GENERATOR SKID MOUNTED DSL	\$3,290.00	\$1,530.00	\$540.00
1718	501-1200	200KW GENERATOR DSL	\$4,480.00	\$1,875.00	\$833.00
1719	501-1250	250KW GENERATOR DSL	\$4,480.00	\$1,875.00	\$833.00
1720	501-1255	250KW GENERATOR SKID MOUNTED DSL	\$4,480.00	\$1,875.00	\$833.00
1721	501-1300	300KW STUDIO GENERATOR TWIN PACK	\$18,525.00	\$5,510.00	\$1,900.00
1722	501-1320	320KW GENERATOR DSL	\$5,300.00	\$2,270.00	\$900.00
1723	501-1325	320KW GENERATOR SKID MOUNTED DSL	\$5,300.00	\$2,270.00	\$900.00
1724	501-1500	500KW GENERATOR DSL	\$9,000.00	\$3,188.00	\$1,013.00
<b>1725</b>	<b>501-1510</b>	<b>500KW GENERATOR DSL T4F</b>	<b>\$17,000.00</b>	<b>\$6,000.00</b>	<b>\$2,200.00</b>
1726	501-1650	650KW GENERATOR DSL	\$10,500.00	\$3,825.00	\$1,440.00
1727	501-1800	800KW GENERATOR DSL	\$15,000.00	\$4,930.00	\$1,800.00
1728	501-2100	1000KW GENERATOR DSL	\$16,500.00	\$5,568.00	\$2,160.00
1729	501-2300	1350KW GENERATOR DSL	\$19,875.00	\$6,715.00	\$2,610.00
1730	501-2600	1600KW GENERATOR DSL	\$26,250.00	\$10,200.00	\$3,690.00
1731	501-2700	CONTAINERIZED 2MEG DIESEL GENERATOR	\$31,000.00	\$11,750.00	\$4,245.00
1732	501-3060	600AMP STUDIO GENERATOR	\$4,750.00	\$1,710.00	\$641.00
1733	501-3140	1400AMP STUDIO GENERATOR	\$7,600.00	\$2,660.00	\$1,093.00
1734	501-3160	1600AMP STUDIO GENERATOR	\$8,550.00	\$2,993.00	\$1,188.00
1735	501-4000	90KVA 400HZ PORTABLE AIRCRAFT GENERATOR	\$5,650.00	\$2,755.00	\$689.00
1736	501-4010	120KVA 400HZ PORTABLE AIRCRAFT GENERATOR	\$6,080.00	\$3,040.00	\$760.00
<b>1737</b>	<b>501-4020</b>	<b>180KVA 400HZ PORTABLE AIRCRAFT GENERATOR</b>	<b>\$7,200.00</b>	<b>\$3,600.00</b>	<b>\$950.00</b>
1738	501-4210	90KVA 400HZ SOLID STATE AIRCRAFT GPU	\$3,265.00	\$1,064.00	\$428.00
1739	501-4220	180KVA 400HZ SOLID STATE AIRCRAFT GPU	\$4,750.00	\$1,615.00	\$645.00
<b>1740</b>	<b>501-5000</b>	<b>270-300 PPM AIRCRAFT STARTER UNIT</b>	<b>\$16,785.00</b>	<b>\$8,100.00</b>	<b>\$3,800.00</b>
<b>1741</b>	<b>501-5010</b>	<b>180-200 PPM AIRCRAFT STARTER UNIT</b>	<b>\$16,785.00</b>	<b>\$8,100.00</b>	<b>\$3,800.00</b>
1742	502-1010	GRIDLESS CORE PORTABLE BATTERY SYS 1KW	\$1,140.00	\$380.00	\$95.00
1743	502-1070	GRIDLESS CORE PORTABLE BATTERY SYS 7KW	\$1,755.00	\$570.00	\$133.00
1744	502-1510	GRIDLESS SOURCE AC FAST CHARGER	\$276.00	\$85.00	\$23.00
1745	502-1520	GRIDLESS SOURCE CHARGER VEHICLE CLAMP	\$179.00	\$51.00	\$14.00
1746	502-1530	GRIDLESS SOURCE SOLAR CHARGER	\$276.00	\$85.00	\$23.00
1747	510-1010	LIGHT TOWER 50W LED SOLAR SKID	\$641.00	\$220.00	\$86.00
1748	510-1015	LIGHT TOWER 640W LED SOLAR TRAILER	\$1,150.00	\$495.00	\$195.00
1749	510-1020	LIGHT TOWER 200W LED SOLAR TRAILER	\$777.00	\$284.00	\$124.00
1750	510-1030	LIGHT TOWER VERT MAST MAN NARROW BODY	\$450.00	\$260.00	\$110.00



**EXHIBIT A.1  
PRICING SCHEDULE - OMNIA GOLD**

	<b>CAT CLASS</b>	<b>DESCRIPTION</b>	<b>MONTH</b>	<b>WEEK</b>	<b>DAY</b>
1751	510-1031	LIGHT TOWER BALLON LIGHT ATTACHMENT	\$425.00	\$190.00	\$48.00
1752	510-1035	LIGHT TOWER HORIZ MAST MAN NARROW BODY	\$450.00	\$260.00	\$110.00
1753	510-1040	LIGHT TOWER VERT MAST ELEC NARROW BODY	\$450.00	\$260.00	\$110.00
1754	510-1055	LIGHT TOWER VERT MAST LED TRAILER	\$808.00	\$375.00	\$147.00
1755	510-1060	LIGHT TOWER VERT MAST AUTO NARROW BODY	\$450.00	\$260.00	\$110.00
1756	510-1070	LIGHT TOWER BALLOON KIT	\$425.00	\$326.00	\$117.00
1757	510-1080	LIGHT TOWER MAN MAST 16FT LED CART 120V	\$641.00	\$220.00	\$86.00
1758	510-1082	LIGHT TOWER ELEC MAST 23FT LED CART 120V	\$713.00	\$250.00	\$95.00
1759	510-1084	LIGHT TOWER MAN MAST 23FT LED TRAIL 120V	\$713.00	\$250.00	\$95.00
1760	510-1090	LIGHTTOWER HORIZ MAST 15KWGEN WIDE BODY	\$777.00	\$284.00	\$124.00
1761	510-1100	LIGHTTOWER HORIZ MAST 20KWGEN WIDE BODY	\$1,080.00	\$350.00	\$140.00
1762	510-1120	LIGHTTOWER 15KWGEN WITH 500 GAL TANK	\$1,170.00	\$420.00	\$183.00
1763	510-1140	LIGHT TOWER VERT MAST 20KW WIDE BODY	\$1,170.00	\$420.00	\$183.00
1764	510-1160	LIGHT TOWER CUBE VERT MAST LED SKID	\$1,150.00	\$525.00	\$210.00
1765	514-1145	EXTENSION CORD 14/3 X 100'	\$41.00	\$16.00	\$6.00
1766	514-1150	EXTENSION CORD 14/3 X 50'	\$32.00	\$13.00	\$5.00
1767	525-1000	DISCONNECT CAMLOCK 480V 400 AMP	\$553.00	\$255.00	\$135.00
1768	525-1030	I LINE PANEL 400 AMP	\$1,275.00	\$468.00	\$180.00
<b>1769</b>	<b>525-1040</b>	<b>I LINE PANEL 400 AMP PIN &amp; SLEEVE</b>	<b>\$2,583.00</b>	<b>\$855.00</b>	<b>\$238.00</b>
1770	525-1050	I LINE PANEL 600 AMP	\$1,360.00	\$510.00	\$194.00
1771	525-1060	I LINE PANEL 600 AMP 600V	\$1,360.00	\$510.00	\$194.00
1772	525-1070	I LINE PANEL 800 AMP	\$2,125.00	\$706.00	\$252.00
1773	525-1080	I LINE PANEL 1200 AMP	\$2,695.00	\$914.00	\$315.00
1774	525-1085	I-LINE PANEL 1200A 600V LOW PROFILE	\$2,695.00	\$914.00	\$315.00
1775	525-1090	QUADBOX FEEDER PANEL 120 AMP	\$255.00	\$128.00	\$45.00
1776	525-1100	QUAD BOX FEEDER PANEL 200 AMP	\$255.00	\$128.00	\$45.00
1777	525-1110	QUAD BOX FEEDER PANEL 300 AMP	\$425.00	\$149.00	\$54.00
1778	525-1120	SPIDER BOX 50 AMP	\$319.00	\$136.00	\$59.00
1779	525-1130	SPIDER BOX 60 AMP	\$319.00	\$136.00	\$59.00
1780	525-1140	SPIDER BOX FEEDER PANEL 200 AMP	\$680.00	\$306.00	\$108.00
1781	525-1150	SPIDER BOX FEEDER PANEL 400 AMP	\$680.00	\$306.00	\$108.00
1782	525-1160	SPLITER PANEL 400 AMP CAMLOCK	\$191.00	\$85.00	\$45.00
1783	525-1170	DUPLEX PANEL 100 AMP	\$247.00	\$115.00	\$50.00
1784	525-1180	REEFER PANEL 30 GANG	\$275.00	\$106.00	\$45.00
1785	525-1190	TRANSFORMER 15KVA 480-120/208 MILL PANEL	\$680.00	\$298.00	\$90.00
1786	525-1195	TRANSFORMER 30KVA 480-120/208 MILL PANEL	\$931.00	\$327.00	\$104.00
1787	525-1200	ISOLATION TRANSFORMER 208V	\$765.00	\$255.00	\$90.00
<b>1788</b>	<b>525-1240</b>	<b>TRANSFER SWITCH 100 AMP</b>	<b>\$472.00</b>	<b>\$153.00</b>	<b>\$54.00</b>
1789	525-1250	TRANSFER SWITCH 200 AMP	\$472.00	\$153.00	\$54.00
<b>1790</b>	<b>525-1260</b>	<b>TRANSFER SWITCH 400 AMP ATS</b>	<b>\$720.00</b>	<b>\$243.00</b>	<b>\$86.00</b>
<b>1791</b>	<b>525-1290</b>	<b>TRANSFER SWITCH 800 AMP</b>	<b>\$2,093.00</b>	<b>\$698.00</b>	<b>\$736.00</b>
<b>1792</b>	<b>525-1300</b>	<b>VFD PANEL 10HP 460V 3P SOFT START</b>	<b>\$608.00</b>	<b>\$189.00</b>	<b>\$71.00</b>
1793	525-1310	VFD PANEL 20HP 460V 3PH	\$820.00	\$276.00	\$99.00
1794	525-1320	VFD PANEL 50HP 460V 3PH	\$956.00	\$319.00	\$113.00
1795	525-1330	VFD PANEL 100HP 460V 3P SOFT START	\$1,207.00	\$404.00	\$144.00
<b>1796</b>	<b>525-1340</b>	<b>VFD PANEL 125HP 460V 3P SOFT START</b>	<b>\$1,490.00</b>	<b>\$500.00</b>	<b>\$176.00</b>
1797	525-1350	VFD PANEL 150HP 460V 3PH	\$1,530.00	\$510.00	\$180.00
1798	525-1360	LOAD BANK 100 KW	\$499.00	\$224.00	\$108.00
1799	525-1362	LOAD BANK 125 KW	\$525.00	\$232.00	\$117.00
1800	525-1364	LOAD BANK 600 KW	\$525.00	\$232.00	\$117.00

**EXHIBIT A.1**  
**PRICING SCHEDULE - OMNIA GOLD**

	<b>CAT CLASS</b>	<b>DESCRIPTION</b>	<b>MONTH</b>	<b>WEEK</b>	<b>DAY</b>
1801	525-1366	LOAD BANK 1000 KW	\$1,200.00	\$440.00	\$171.00
1802	525-1368	LOAD BANK 3000 KW	\$3,000.00	\$1,080.00	\$428.00
1803	525-1370	GANG BOX	\$204.00	\$77.00	\$27.00
1804	525-1510	GFCI SINGLE OUTLET	\$17.00	\$9.00	\$5.00
1805	525-1520	GFCI DOUBLE OUTLET	\$34.00	\$17.00	\$9.00
<b>1806</b>	<b>525-1580</b>	<b>BREAKOUT BOX 2400 AMP</b>	<b>\$2,700.00</b>	<b>\$1,080.00</b>	<b>\$380.00</b>
1807	525-1605	DISCONNECT FUSE PANEL 200 AMP	\$550.00	\$215.00	\$90.00
1808	525-1610	DISCONNECT BREAKER PANEL 400A	\$680.00	\$255.00	\$135.00
1809	525-1620	DISCONNECT BREAKER PANEL 600A	\$1,020.00	\$361.00	\$144.00
1810	525-1630	DISCONNECT BREAKER PANEL 800A	\$1,190.00	\$412.00	\$162.00
1811	525-1720	I LINE PANEL 3000 AMP	\$3,145.00	\$1,050.00	\$374.00
<b>1812</b>	<b>525-2115</b>	<b>PANEL DISTRO (4) 20AMP DUPLEX 240V INPUT</b>	<b>\$810.00</b>	<b>\$270.00</b>	<b>\$95.00</b>
1813	525-2120	PANEL DISTRIBUTION 125/250V 50AMP GFCI	\$149.00	\$64.00	\$23.00
1814	525-2190	PANEL DISTRIBUTION 800AMP 3PH 120/208V	\$2,125.00	\$706.00	\$252.00
<b>1815</b>	<b>525-2600</b>	<b>DISCONNECT BREAKER PANEL 1200A</b>	<b>\$1,200.00</b>	<b>\$500.00</b>	<b>\$200.00</b>
1816	525-2605	DISCONNECT BREAKER PANEL 3000A	\$2,500.00	\$850.00	\$270.00
<b>1817</b>	<b>525-3560</b>	<b>TRANSFER SWITCH AUTO 1600 AMP</b>	<b>\$2,025.00</b>	<b>\$675.00</b>	<b>\$475.00</b>
<b>1818</b>	<b>525-5019</b>	<b>TRANSFORMER 25KVA 480-120/208V STEP DWN</b>	<b>\$450.00</b>	<b>\$203.00</b>	<b>\$71.00</b>
1819	525-5020	TRANSFORMER 30KVA 480-120/208V STEP DWN	\$510.00	\$210.00	\$75.00
1820	525-5025	TRANSFORMER 75KVA ENTERTAINMENT CONFIG	\$935.00	\$465.00	\$155.00
1821	525-5047	TRANSFORMER 45KVA 480-120/208V STEP DWN	\$765.00	\$380.00	\$135.00
1822	525-5075	TRANSF 75KVA 600/480-120/208V S DWN DIST	\$1,101.00	\$383.00	\$135.00
1823	525-5090	TRANSFORMER 100KVA 480-120V 1PH STEPDOWN	\$680.00	\$275.00	\$150.00
1824	525-5112	TRANSFORMER 150KVA 480-600V STEP UP/DWN	\$1,148.00	\$404.00	\$140.00
1825	525-5114	TRANSFORMER 150KVA ENTERTAINMENT CONFIG	\$1,020.00	\$510.00	\$180.00
1826	525-5120	TRANSF 300KVA 2400/480 STEP UP/DWN	\$1,485.00	\$395.00	\$131.00
1827	525-5122	TRANSFORMER 300KVA ENTERTAINMENT CONFIG	\$1,254.00	\$370.00	\$131.00
<b>1828</b>	<b>525-5130</b>	<b>TRANSF 500KVA 480-600V STEP UP/DWN AUTO</b>	<b>\$1,350.00</b>	<b>\$450.00</b>	<b>\$152.00</b>
<b>1829</b>	<b>525-5137</b>	<b>TRANSFORMER 500KVA 2400/480V PADMOUNT</b>	<b>\$1,485.00</b>	<b>\$495.00</b>	<b>\$190.00</b>
<b>1830</b>	<b>525-5140</b>	<b>TRANSFORMER 750KVA 480-600V STEP UP/DWN</b>	<b>\$3,000.00</b>	<b>\$1,000.00</b>	<b>\$375.00</b>
<b>1831</b>	<b>525-5150</b>	<b>TRANSFORMER 1000KVA</b>	<b>\$1,935.00</b>	<b>\$653.00</b>	<b>\$238.00</b>
<b>1832</b>	<b>525-5165</b>	<b>TRANSFORMER 1500KVA PADMOUNT</b>	<b>\$4,500.00</b>	<b>\$1,530.00</b>	<b>\$808.00</b>
1833	530-1005	PROSOL DEF TANK 100 GALLON GALVANIZED	\$360.00	\$190.00	\$67.00
1834	530-1020	FUEL TANK 251 GALLON	\$360.00	\$190.00	\$67.00
1835	530-1030	FUEL TANK 300 GALLON	\$360.00	\$190.00	\$67.00
1836	530-1050	FUEL TANK 552 GALLON	\$560.00	\$309.00	\$100.00
1837	530-1060	FUEL TANK 523 GALLON TOWABLE	\$840.00	\$428.00	\$143.00
1838	530-1070	FUEL TANK 787 GALLON	\$760.00	\$404.00	\$138.00
<b>1839</b>	<b>530-1080</b>	<b>FUEL TANK 1000 GALLON</b>	<b>\$1,240.00</b>	<b>\$627.00</b>	<b>\$215.00</b>
1840	530-1090	FUEL TANK 1204 GALLON	\$1,240.00	\$627.00	\$215.00
1841	530-1100	FUEL TANK 2388 GALLON	\$2,800.00	\$1,140.00	\$380.00
<b>1842</b>	<b>530-2020</b>	<b>DEICING GLYCOL TANK 3200 GAL SKID W/PUMP</b>	<b>\$4,797.00</b>	<b>\$1,620.00</b>	<b>\$684.00</b>
<b>1843</b>	<b>550-1200</b>	<b>WELDER MIG/TIG/STICK &lt;300 AMPS 120/230V</b>	<b>\$270.00</b>	<b>\$90.00</b>	<b>\$38.00</b>
<b>1844</b>	<b>550-1260</b>	<b>WELDER TIG 400AMP WATER COOLED TORCH</b>	<b>\$1,080.00</b>	<b>\$360.00</b>	<b>\$119.00</b>
1845	550-1270	WELDER TIG / STICK 200-249 AMPS ELEC	\$225.00	\$64.00	\$36.00
<b>1846</b>	<b>550-1275</b>	<b>SKYWELDER INVERTER WELDER 250-300AMP</b>	<b>\$270.00</b>	<b>\$90.00</b>	<b>\$38.00</b>
1847	550-1280	WELDER INVERTER CC ONLY 250-299 AMPS	\$175.00	\$52.00	\$30.00
1848	550-1290	WELDER INVERTER CC/CV 300-399 AMPS	\$225.00	\$80.00	\$36.00
1849	550-1300	WELDER INVERTER CC/CV 350-399 AMPSLEC	\$225.00	\$80.00	\$36.00
1850	550-1310	WELDER INVERTER CC/CV 400-449 AMPS	\$225.00	\$80.00	\$36.00



**EXHIBIT A.1**  
**PRICING SCHEDULE - OMNIA GOLD**

	<b>CAT CLASS</b>	<b>DESCRIPTION</b>	<b>MONTH</b>	<b>WEEK</b>	<b>DAY</b>
<b>1851</b>	<b>550-1315</b>	<b>WELDER STATIONARY 450 - 499 AMPS ELEC</b>	<b>\$536.00</b>	<b>\$230.00</b>	<b>\$81.00</b>
1852	550-1330	WELDER INVERTER CC/CV 650-699 AMPS	\$525.00	\$243.00	\$81.00
1853	550-1400	WELDING FUME EXTRACTOR 95-132 CFM	\$390.00	\$170.00	\$65.00
1854	550-1410	WELDER STATIONARY 1100 - 1199 AMPS ELEC	\$670.00	\$260.00	\$126.00
1855	550-1540	WELDER ENGINE DRIVE 180-189 AMP GAS	\$475.00	\$200.00	\$81.00
1856	550-1600	WELDER ENGINE DRIVE 250-299 AMPS GAS	\$475.00	\$200.00	\$81.00
<b>1857</b>	<b>550-1610</b>	<b>WELDER ENGINE DRIVE 300-249 AMP GAS</b>	<b>\$500.00</b>	<b>\$204.00</b>	<b>\$90.00</b>
1858	550-1760	WELDER ENGINE DRIVE 250-299 AMPS LP	\$500.00	\$204.00	\$90.00
1859	550-1770	WELDER TOWABLE 250-349 AMPS LP	\$500.00	\$240.00	\$90.00
1860	550-1840	SKID W/TORCH KIT FOR 300AMP WELDER	\$1,300.00	\$400.00	\$125.00
1861	550-1850	WELDER TOWABLE 300 - 349 AMPS DSL	\$500.00	\$184.00	\$75.00
1862	550-1870	WELDER TOWABLE 400 - 449 AMPS DSL	\$585.00	\$268.00	\$140.00
1863	550-1875	WELDER SKID MOUNTED 400 - 449 AMPS DSL	\$585.00	\$320.00	\$125.00
1864	550-1880	WELDER TOWABLE 500 - 549 AMPS DSL	\$800.00	\$320.00	\$176.00
1865	550-1890	WELDER TOWABLE 600 AMPS DUAL-OPER DSL	\$800.00	\$360.00	\$176.00
1866	550-1900	WELDER TOWABLE 300-349AMPS DUAL-OPER DSL	\$670.00	\$320.00	\$155.00
1867	550-1905	WELDER TOWABLE 400-449AMPS DUAL-OPER DSL	\$670.00	\$340.00	\$155.00
1868	550-1950	WELDER WIRE FEEDER 120 VOLT ELEC	\$293.00	\$156.00	\$59.00
1869	550-1960	WELDER WIRE FEEDER SUITCASE STYLE	\$276.00	\$144.00	\$60.00
1870	550-3010	PLASMA CUTTER 7/8IN 1PH 120/240V	\$500.00	\$204.00	\$85.00
1871	550-3015	PLASMA CUTTER 5/8IN AIRCOMP 1PH 120/240V	\$600.00	\$230.00	\$85.00
1872	550-3020	PLASMA CUTTER 1IN 1PH 208/230V	\$900.00	\$319.00	\$140.00
1873	550-3030	PLASMA CUTTER 1-1/4IN 1PH/480V 3PH/600V	\$1,192.00	\$438.00	\$180.00
1874	550-3060	PLASMA CUTTER 1-3/4IN 3PH 600V	\$2,840.00	\$1,037.00	\$432.00
1875	553-0002	CIRCUIT BREAKER, 480V/20A	\$49.00	\$19.00	\$7.00
1876	553-0004	CIRCUIT BREAKER, 480V/40A	\$97.00	\$34.00	\$13.00
1877	553-0005	CIRCUIT BREAKER, 480V/50A	\$30.00	\$11.00	\$5.00
1878	553-0009	CIRCUIT BREAKER 480V 80A	\$243.00	\$81.00	\$27.00
1879	553-0010	CIRCUIT BREAKER, 480V/100A	\$124.00	\$80.00	\$39.00
1880	553-0015	CIRCUIT BREAKER, 480V/225A	\$148.00	\$92.00	\$50.00
1881	553-0025	CIRCUIT BREAKER 600V / 400A	\$296.00	\$142.00	\$84.00
1882	553-0027	CIRCUIT BREAKER 600V / 600A	\$325.00	\$160.00	\$99.00
1883	553-0030	CIRCUIT BREAKER 600V / 200A	\$60.00	\$22.00	\$9.00
1884	553-0035	CIRCUIT BREAKER 600V / 100A	\$41.00	\$14.00	\$5.00
1885	553-0040	CIRCUIT BREAKER 600V / 60A	\$41.00	\$14.00	\$5.00
1886	553-0045	CIRCUIT BREAKER 600V / 30A	\$41.00	\$14.00	\$5.00
1887	553-0050	CIRCUIT BREAKER 600V / 250A	\$63.00	\$22.00	\$7.00
1888	553-0055	CIRCUIT BREAKER 600V / 150A	\$23.00	\$9.00	\$9.00
1889	553-0060	CIRCUIT BREAKER 600V / 125A	\$284.00	\$131.00	\$77.00
1890	553-0061	ADJ CIRCUIT BREAKER 600V 70-250A	\$198.00	\$72.00	\$27.00
1891	554-0020	POWER STRIP 6X20A OUTLET 6'	\$16.00	\$7.00	\$7.00
1892	610-1005	TRAILER LANDSCAPE 5X8 1500 LB	\$360.00	\$170.00	\$45.00
1893	610-1010	TRAILER LANDSCAPE 6X12 3000 LB	\$360.00	\$170.00	\$45.00
1894	610-1050	TRAILER UTILITY 2000 LB	\$360.00	\$170.00	\$45.00
1895	610-1059	TRAILER UTILITY PAN 3000 LB	\$360.00	\$170.00	\$45.00
1896	610-1060	TRAILER UTILITY 3000 LB	\$360.00	\$170.00	\$45.00
1897	610-1070	TRAILER UTILITY 5-6000 LB	\$468.00	\$221.00	\$59.00
1898	610-1075	TRAILER UTILITY 7000 LB	\$468.00	\$221.00	\$59.00
1899	610-1085	TRAILER UTILITY 10000 LB	\$468.00	\$221.00	\$59.00
1900	610-1140	TRAILER FLATBED 10000 LB	\$648.00	\$306.00	\$81.00

**EXHIBIT A.1**  
**PRICING SCHEDULE - OMNIA GOLD**

	<b>CAT CLASS</b>	<b>DESCRIPTION</b>	<b>MONTH</b>	<b>WEEK</b>	<b>DAY</b>
1901	610-1160	TRAILER FLATBED 10-19000 LB GVWR	\$855.00	\$380.00	\$95.00
1902	610-1170	TRAILER FLATBED 21-29000 LB GVWR	\$968.00	\$430.00	\$107.00
1903	610-1180	TRAILER FLATBED 30-39000 LB GVWR	\$1,200.00	\$540.00	\$135.00
1904	610-1190	TRAILER FLATBED GOOSENECK 20-22000 LBS	\$1,250.00	\$580.00	\$145.00
1905	610-1210	TRAILER FLATBED W/RAMPS 20000 LB GVWR	\$1,200.00	\$600.00	\$150.00
1906	610-1212	TRAILER FLATBED NO RAMPS 20000 LB GVWR	\$1,200.00	\$600.00	\$150.00
1907	610-1215	TRAILER FLATBED GOOSENECK 24000 LB	\$1,400.00	\$720.00	\$180.00
1908	610-1220	TRAILER FLATBED GOOSENECK 25-26000 LB	\$1,400.00	\$720.00	\$180.00
1909	610-1240	TRAILER FLATBED 40-49000 LB GVWR	\$1,350.00	\$635.00	\$200.00
<b>1910</b>	<b>610-1245</b>	<b>TRAILER FLATBED 3-AXLE W/RAMPS 50000GVWR</b>	<b>\$1,080.00</b>	<b>\$585.00</b>	<b>\$238.00</b>
<b>1911</b>	<b>610-1280</b>	<b>TRAILER FLATBED HYD TAIL 80000 LB</b>	<b>\$3,150.00</b>	<b>\$1,400.00</b>	<b>\$370.00</b>
1912	610-1281	TRAILER FLATBED 80000 LB AIR RIDE	\$900.00	\$450.00	\$450.00
<b>1913</b>	<b>610-1290</b>	<b>TRAILER FLATBED HYD TAIL 90000 LB</b>	<b>\$3,900.00</b>	<b>\$1,600.00</b>	<b>\$422.00</b>
<b>1914</b>	<b>610-1300</b>	<b>TRAILER FLATBED GOOSENECK 100000 LB</b>	<b>\$4,590.00</b>	<b>\$2,040.00</b>	<b>\$539.00</b>
1915	610-1310	TRAILER FLATBED LIVE BOTTOM 24000 LB	\$5,580.00	\$2,480.00	\$620.00
1916	610-1350	TRAILER STUMP GRINDER	\$360.00	\$170.00	\$45.00
1917	610-1370	TRAILER TRENCHER	\$360.00	\$170.00	\$45.00
1918	610-1390	TRAILER TILLER	\$360.00	\$170.00	\$45.00
1919	610-1401	TRAILER CART OFF ROAD 1000LB	\$600.00	\$255.00	\$68.00
1920	610-1430	TRAILER PIPE DOLLY	\$810.00	\$360.00	\$90.00
1921	610-1450	TRAILER TOW DOLLY 3500 LB	\$468.00	\$221.00	\$59.00
<b>1922</b>	<b>610-1500</b>	<b>TRAILER CABLE REEL SINGLE 8-9995 LB</b>	<b>\$729.00</b>	<b>\$324.00</b>	<b>\$86.00</b>
<b>1923</b>	<b>610-1515</b>	<b>TRAILER UNDERGROUND CABLE PULLER 7500LB</b>	<b>\$7,594.00</b>	<b>\$2,880.00</b>	<b>\$1,140.00</b>
1924	610-1600	TRAILER MIXING 27 CF 7000 LB	\$945.00	\$448.00	\$126.00
1925	610-1620	TRAILER MIXING 50 CF 10000 LB	\$1,013.00	\$480.00	\$135.00
1926	610-1720	TRAILER GROUND LOAD 5000 LB	\$360.00	\$170.00	\$45.00
1927	610-1730	TRAILER GROUND LOAD 8000 LB	\$504.00	\$238.00	\$63.00
1928	610-1740	TRAILER GROUND LOAD 10000 LB BATT	\$634.00	\$238.00	\$63.00
1929	610-1745	TRAILER GROUND LOAD 10000 LB GAS	\$634.00	\$299.00	\$79.00
1930	610-1750	TRAILER GROUND LOAD 13000-14000 LB	\$936.00	\$442.00	\$117.00
1931	610-1760	TRAILER TILT 2-3000 LB	\$311.00	\$129.00	\$35.00
1932	610-1766	TRAILER TILT 6-7000 LB	\$466.00	\$193.00	\$53.00
1933	610-1770	TRAILER TILT 10000 LB	\$475.00	\$225.00	\$81.00
1934	610-1775	TRAILER TILT 12-13000 LB	\$580.00	\$309.00	\$109.00
1935	610-1779	TRAILER TILT 14000LB FIXED TOP DECK	\$833.00	\$405.00	\$135.00
1936	610-1780	TRAILER TILT 14-15000 LB	\$600.00	\$319.00	\$113.00
1937	610-1781	TRAILER TILT 15000 LB 4FT FIXED TOP DECK	\$768.00	\$408.00	\$144.00
1938	610-1785	TRAILER TILT 16-17000 LB	\$796.00	\$423.00	\$149.00
1939	610-1800	TRAILER TILT 25-26000 LB	\$1,240.00	\$659.00	\$232.00
1940	610-2200	TRAILER DUMP SINGLE AXLE	\$628.00	\$336.00	\$117.00
1941	610-2230	TRAILER DUMP TANDEM AXLE	\$680.00	\$357.00	\$126.00
1942	610-2260	TRAILER DUMP TANDEM AXLE OFFROAD	\$840.00	\$446.00	\$158.00
1943	610-2290	TRAILER DUMP TRIPLE AXLE	\$3,473.00	\$1,737.00	\$579.00
1944	610-2420	TRAILER WATER 500 GALLON	\$945.00	\$480.00	\$135.00
1945	610-2430	TRAILER WATER 800 GALLON	\$1,225.00	\$640.00	\$180.00
1946	610-2455	TRAILER VACUUM EXC SYSTEM 500 GAL GAS	\$5,500.00	\$1,800.00	\$575.00
1947	610-2460	TRAILER VACUUM EXC SYSTEM 500 GAL DSL	\$6,300.00	\$1,900.00	\$600.00
<b>1948</b>	<b>610-2470</b>	<b>TRAILER VACUUM EXC SYSTEM 800 GAL DSL</b>	<b>\$6,750.00</b>	<b>\$2,250.00</b>	<b>\$808.00</b>
1949	610-2520	TRAILER ENCLOSED 6X12 3000 LB	\$800.00	\$400.00	\$100.00
1950	610-2530	TRAILER ENCLOSED 6X12 7000 LB	\$875.00	\$439.00	\$110.00

**EXHIBIT A.1**  
**PRICING SCHEDULE - OMNIA GOLD**

	<b>CAT CLASS</b>	<b>DESCRIPTION</b>	<b>MONTH</b>	<b>WEEK</b>	<b>DAY</b>
1951	610-2550	TRAILER ENCLOSED 8X20 7000 LB	\$1,102.00	\$518.00	\$130.00
1952	610-2570	TRAILER REMEDIATION ENCLOSED 8X20 9995LB	\$956.00	\$338.00	\$135.00
1953	610-2580	TRAILER TOOL ENCLOSED 8X44 25000 LBS	\$5,400.00	\$1,800.00	\$720.00
1954	610-2585	TRAILER TOOL CRIB ENCLOSED 45-53 FT	\$2,835.00	\$945.00	\$315.00
1955	610-2590	TRAILER ENCLOSED 8X53	\$765.00	\$324.00	\$108.00
1956	610-2592	TRAILER CAT EVENT RESPONSE ENCLOSED 53FT	\$4,050.00	\$1,400.00	\$465.00
1957	610-2600	TRAILER OPEN TOP BOX 5X8 3000 LB	\$360.00	\$170.00	\$45.00
1958	610-2610	TRAILER OPEN TOP BOX 5X10 3000 LB	\$396.00	\$187.00	\$50.00
1959	610-2615	TRAILER OPEN TOP BOX 5X12 3000 LB	\$432.00	\$204.00	\$54.00
1960	610-2620	TRAILER OPEN TOP BOX 6X10 3000 LB	\$468.00	\$221.00	\$59.00
1961	610-2640	TRAILER OPEN TOP BOX 5X12 10000 LB	\$574.00	\$270.00	\$68.00
<b>1962</b>	<b>610-2770</b>	<b>CONTAINER 7FT X 8FT DOUBLE DOOR</b>	<b>\$482.00</b>	<b>\$234.00</b>	<b>\$86.00</b>
1963	610-2780	CONTAINER 8FT X 8FT REFRIGERATED STORAGE	\$600.00	\$190.00	\$95.00
1964	610-2790	CONTAINER 10 FT STORAGE	\$128.00	\$46.00	\$11.00
1965	610-2800	CONTAINER 16 FT STORAGE	\$128.00	\$46.00	\$11.00
1966	610-2801	CONTAINER 16 FT KARGO KING	\$285.00	\$120.00	\$30.00
1967	610-2810	CONTAINER 20 FT STORAGE	\$128.00	\$46.00	\$11.00
1968	610-2815	CONTAINER 20 FT STORAGE DOUBLE DOOR	\$143.00	\$57.00	\$14.00
1969	610-2820	CONTAINER 24 FT STORAGE	\$285.00	\$114.00	\$29.00
1970	610-2840	CONTAINER 40 FT STORAGE	\$190.00	\$76.00	\$19.00
1971	610-2845	CONTAINER 40 FT STORAGE DOUBLE DOOR	\$238.00	\$95.00	\$24.00
1972	610-2900	CONTAINER 20 FT OFFICE	\$428.00	\$110.00	\$24.00
1973	610-2910	CONTAINER 40 FT OFFICE	\$856.00	\$220.00	\$48.00
1974	610-3000	TRAILER SHADE 10 FT	\$428.00	\$143.00	\$48.00
1975	610-3010	TRAILER SAFETY COOLDOWN 8X24 9990 LB	\$3,780.00	\$1,890.00	\$585.00
<b>1976</b>	<b>610-3020</b>	<b>TRAILER MOUNTED SAFETY SHOWER PNEUMATIC</b>	<b>\$4,050.00</b>	<b>\$1,890.00</b>	<b>\$585.00</b>
1977	630-1010	CART PERSONNEL 2 PASSENGER 3-WH ELEC	\$486.00	\$251.00	\$94.00
1978	630-1020	TOW TRACTOR 1 PASSENGER 3-WH 8K PULL ELE	\$1,020.00	\$510.00	\$170.00
1979	630-1040	CART BURDEN 2 PASSENGER 4-WH GAS	\$570.00	\$280.00	\$105.00
1980	630-1060	CART BURDEN 2 PASSENGER 4-WH ELEC	\$570.00	\$280.00	\$105.00
1981	630-1065	CART BURDEN 2 PASSENGER 4-WH ELEC CAB	\$785.00	\$350.00	\$120.00
1982	630-1080	CART BURDEN 4 PASSENGER 4-WH ELEC	\$570.00	\$280.00	\$105.00
1983	630-1100	CART GOLF 2 PASSENGER ELEC	\$590.00	\$300.00	\$125.00
1984	630-1110	CART GOLF 2 PASSENGER GAS	\$590.00	\$300.00	\$125.00
1985	630-1120	CART GOLF 4 PASSENGER GAS	\$590.00	\$300.00	\$125.00
1986	630-1130	CART TOUR 4 PASSENGER ELEC	\$771.00	\$315.00	\$130.00
1987	630-1150	CART TOUR 6 PASSENGER ELEC	\$855.00	\$350.00	\$145.00
1988	630-1160	CART TOUR 6 PASSENGER GAS	\$855.00	\$350.00	\$145.00
1989	630-1170	CART TOUR 8 PASSENGER GAS	\$1,226.00	\$445.00	\$180.00
1990	630-1180	CART TOUR 8 PASSENGER W/CHAIR ACCESS GAS	\$1,226.00	\$445.00	\$180.00
1991	630-1200	CART UTV 2 PASSENGER ELEC	\$850.00	\$360.00	\$155.00
1992	630-1210	CART UTV 2 PASSENGER GAS	\$850.00	\$360.00	\$155.00
1993	630-1220	CART UTV 2 PASSENGER GAS WITH CAB	\$950.00	\$390.00	\$170.00
1994	630-1225	CART UTV 2 PASSENGER GAS OFF ROAD	\$1,392.00	\$455.00	\$145.00
1995	630-1230	CART UTV 2 PASSENGER DSL	\$850.00	\$360.00	\$155.00
1996	630-1240	CART UTV 2 PASSENGER DSL WITH CAB	\$950.00	\$390.00	\$170.00
1997	630-1245	CART UTV 2 PASSENGER DSL FLATBED	\$850.00	\$360.00	\$155.00
1998	630-1260	CART UTV 4 PASSENGER GAS	\$850.00	\$360.00	\$155.00
1999	630-1265	CART UTV 4 PASSENGER GAS WITH CAB	\$950.00	\$390.00	\$170.00
2000	630-1280	CART UTV 4 PASSENGER DSL	\$850.00	\$360.00	\$155.00

**EXHIBIT A.1**  
**PRICING SCHEDULE - OMNIA GOLD**

	<b>CAT CLASS</b>	<b>DESCRIPTION</b>	<b>MONTH</b>	<b>WEEK</b>	<b>DAY</b>
2001	630-1290	CART UTV 4 PASSENGER DSL WITH CAB	\$950.00	\$390.00	\$170.00
2002	630-1300	CART UTV 4 PASSENGER GAS FLATBED	\$850.00	\$360.00	\$155.00
2003	630-1310	CART UTV 4 PASSENGER DSL FLATBED	\$850.00	\$360.00	\$155.00
2004	630-1330	CART UTV W/FRONT TOOL CARRIER DSL CAB	\$3,400.00	\$1,550.00	\$525.00
2005	630-1410	CART LT DUTY 2 PASSENG 2WD GAS ENTERTAIN	\$760.00	\$360.00	\$155.00
2006	630-1415	CART UTV 2 PASSENGER 4WD GAS ENTERTAIN	\$850.00	\$360.00	\$155.00
2007	630-1420	CART UTV 4 PASSENGER 4WD GAS ENTERTAIN	\$850.00	\$360.00	\$155.00
2008	630-1425	CART UTV 2 PASSENGER 2WD GAS ENTERTAIN	\$850.00	\$360.00	\$155.00
2009	630-2010	CART UTV SNOW PLOW 5 FT	\$340.00	\$110.00	\$55.00
2010	630-2015	CART UTV 40 GALLON SPRAYER SKID MTD ELEC	\$495.00	\$205.00	\$90.00
2011	630-2020	80 GALLON SPRAYER ELEC	\$360.00	\$155.00	\$55.00
<b>2012</b>	<b>630-3010</b>	<b>BOAT ALUMINUM FLAT BOTTOM NO ENGINE 12FT</b>	<b>\$1,080.00</b>	<b>\$360.00</b>	<b>\$124.00</b>
<b>2013</b>	<b>630-3020</b>	<b>MARINE OUTBOARD ENGINE 15HP GAS</b>	<b>\$486.00</b>	<b>\$162.00</b>	<b>\$57.00</b>
2014	639-1200	TOW TRACTOR WAREHOUSE STAND-UP ELECTRIC	\$760.00	\$300.00	\$120.00
2015	640-2100	BELT LOADER DRIVABLE AIRCRAFT DSL	\$3,230.00	\$1,292.00	\$570.00
2016	640-2200	BAGGAGE TRACTOR AIRCRAFT GAS 5500 LB	\$2,470.00	\$950.00	\$356.00
<b>2017</b>	<b>640-2205</b>	<b>BAGGAGE TRACTOR AIRCRAFT CAB GAS 5500LB</b>	<b>\$2,470.00</b>	<b>\$950.00</b>	<b>\$356.00</b>
2018	640-2220	BAGGAGE TRACTOR AIRCRAFT DSL 5500 LB	\$2,565.00	\$1,045.00	\$385.00
<b>2019</b>	<b>640-2230</b>	<b>BAGGAGE TRACTOR AIRCRAFT GAS 6000 LB</b>	<b>\$2,759.00</b>	<b>\$1,075.00</b>	<b>\$409.00</b>
2020	640-4950	TRACTOR AIRCRAFT TOWBAR 30000 GVW	\$6,650.00	\$2,660.00	\$1,140.00
2021	640-4960	TRACTOR AIRCRAFT TOWBAR 40000 GVW	\$9,500.00	\$3,800.00	\$1,805.00
2022	640-4980	TRACTOR AIRCRAFT TOWBAR 60000 GVW	\$14,250.00	\$5,700.00	\$2,375.00
<b>2023</b>	<b>640-5000</b>	<b>TRACTOR AIRCRAFT TOWBAR 110000 GVW</b>	<b>\$18,900.00</b>	<b>\$7,200.00</b>	<b>\$2,850.00</b>
2024	658-1000	TRUCK ACCESSORIES	\$1,020.00	\$540.00	\$540.00
<b>2025</b>	<b>658-1500</b>	<b>AIR CONDITIONER CHARGING/RECYCLING</b>	<b>\$675.00</b>	<b>\$315.00</b>	<b>\$109.00</b>
2026	659-5000	TRUCK PICKUP COMPACT	\$1,095.00	\$420.00	\$90.00
2027	659-5010	TRUCK PICKUP 1/2 T STD 4WD GAS	\$1,095.00	\$420.00	\$90.00
2028	659-5020	TRUCK PICKUP 1/2 T STD 2WD GAS	\$1,095.00	\$420.00	\$90.00
2029	659-5030	TRUCK PICKUP 1/2 T SUP 4WD GAS	\$1,095.00	\$420.00	\$90.00
2030	659-5040	TRUCK PICKUP 1/2 T SUP 2WD GAS	\$1,095.00	\$420.00	\$90.00
2031	659-5050	TRUCK PICKUP 1/2 T CREW 4WD GAS	\$1,195.00	\$485.00	\$115.00
2032	659-5060	TRUCK PICKUP 1/2 T CREW 2WD GAS	\$1,195.00	\$485.00	\$115.00
2033	659-5070	TRUCK PICKUP 3/4 T STD 4WD GAS	\$1,250.00	\$510.00	\$150.00
2034	659-5080	TRUCK PICKUP 3/4 T STD 4WD DSL	\$1,250.00	\$510.00	\$150.00
2035	659-5090	TRUCK PICKUP 3/4 T STD 2WD GAS	\$1,250.00	\$510.00	\$150.00
2036	659-5100	TRUCK PICKUP 3/4 T STD 2WD GAS LIFT GATE	\$1,250.00	\$510.00	\$150.00
2037	659-5120	TRUCK PICKUP 3/4 T SUP 4WD GAS	\$1,250.00	\$510.00	\$150.00
2038	659-5130	TRUCK PICKUP 3/4 T SUP 4WD DSL	\$1,250.00	\$510.00	\$150.00
2039	659-5140	TRUCK PICKUP 3/4 T SUP 2WD GAS	\$1,250.00	\$510.00	\$150.00
2040	659-5150	TRUCK PICKUP 3/4 T SUP 2WD DSL	\$1,250.00	\$510.00	\$150.00
2041	659-5160	TRUCK PICKUP 3/4 T CREW 4WD GAS	\$1,395.00	\$630.00	\$150.00
2042	659-5170	TRUCK PICKUP 3/4 T CREW 4WD DSL	\$1,395.00	\$630.00	\$150.00
2043	659-5180	TRUCK PICKUP 3/4 T CREW 2WD GAS	\$1,395.00	\$630.00	\$150.00
2044	659-5200	TRUCK PICKUP 1 T STD 4WD GAS	\$1,495.00	\$695.00	\$166.00
2045	659-5220	TRUCK PICKUP 1 T SUP 4WD GAS	\$1,495.00	\$695.00	\$166.00
2046	659-5240	TRUCK PICKUP 1 T CREW 4WD GAS	\$1,595.00	\$765.00	\$195.00
2047	659-5250	TRUCK PICKUP 1 T CREW 4WD DSL	\$1,595.00	\$765.00	\$195.00
2048	659-5330	TRUCK SERVICE 3/4-1 T STD 4WD GAS	\$2,400.00	\$945.00	\$356.00
2049	659-5340	TRUCK SERVICE 3/4-1 T STD 4WD DSL	\$2,400.00	\$945.00	\$356.00
2050	659-5350	TRUCK SERVICE 3/4-1 T STD 2WD GAS	\$2,400.00	\$945.00	\$356.00



**EXHIBIT A.1**  
**PRICING SCHEDULE - OMNIA GOLD**

	<b>CAT CLASS</b>	<b>DESCRIPTION</b>	<b>MONTH</b>	<b>WEEK</b>	<b>DAY</b>
2051	659-5370	TRUCK SERVICE 1-1/2-2 T STD 4WD GAS	\$3,040.00	\$1,125.00	\$428.00
2052	659-5380	TRUCK SERVICE 1-1/2-2 T STD 4WD DSL	\$3,040.00	\$1,125.00	\$428.00
2053	659-5425	TRUCK SERVICE 3/4-1 T CREW 4WD GAS	\$2,460.00	\$950.00	\$356.00
2054	659-5440	TRUCK SERVICE 1-1/2-2 T CREW 4WD DSL	\$3,200.00	\$1,166.00	\$451.00
2055	659-5450	TRUCK SERVICE 1-1/2-2 T CREW 2WD DSL	\$3,200.00	\$1,166.00	\$451.00
<b>2056</b>	<b>659-5455</b>	<b>VAN CARGO MINI GAS</b>	<b>\$1,350.00</b>	<b>\$420.00</b>	<b>\$90.00</b>
2057	659-5460	VAN CARGO 1/2 T GAS	\$1,350.00	\$420.00	\$90.00
2058	659-5470	VAN CARGO 3/4 T GAS	\$1,350.00	\$420.00	\$90.00
2059	659-5472	VAN CARGO 3/4 T GAS HIGH ROOF	\$1,600.00	\$525.00	\$120.00
2060	659-5475	VAN CARGO 3/4 T DSL	\$1,350.00	\$420.00	\$90.00
2061	659-5480	VAN CARGO 1 T GAS	\$1,444.00	\$465.00	\$100.00
<b>2062</b>	<b>659-5485</b>	<b>VAN CARGO 1 T DSL</b>	<b>\$1,733.00</b>	<b>\$490.00</b>	<b>\$105.00</b>
2063	659-5490	VAN PASSENGER 8 GAS 1/2 T	\$1,525.00	\$563.00	\$125.00
2064	659-5510	VAN PASSENGER 12 GAS 3/4-1 T W/ TOW PKG	\$1,525.00	\$563.00	\$125.00
2065	659-5540	VAN PASSENGER 15 GAS 3/4-1 T W/ TOW PKG	\$1,525.00	\$563.00	\$125.00
2066	659-5550	BUS SHUTTLE GAS CDL	\$1,950.00	\$1,040.00	\$285.00
2067	659-5560	BUS SCHOOL DSL	\$1,950.00	\$1,040.00	\$285.00
2068	659-5580	COMPACT SUV 5-6 PASSENGER GAS	\$1,195.00	\$405.00	\$100.00
2069	659-5585	SUV STANDARD 7-8 PASSENGER GAS	\$1,320.00	\$578.00	\$149.00
2070	659-5600	TRUCK STKBD 12 FT 3/4-1 T STD 4WD GAS	\$1,600.00	\$715.00	\$200.00
2071	659-5610	TRUCK STKBD 12 FT 3/4-1 T STD 4WD DSL	\$1,600.00	\$715.00	\$200.00
2072	659-5620	TRUCK STKBD 12 FT 3/4-1 T STD 2WD GAS	\$1,600.00	\$715.00	\$200.00
2073	659-5630	TRUCK STKBD 12 FT 1-1/2-2 T STD 4WD GAS	\$1,675.00	\$795.00	\$235.00
2074	659-5640	TRUCK STKBD 12 FT 1-1/2-2 T STD 4WD DSL	\$1,675.00	\$795.00	\$235.00
2075	659-5650	TRUCK STKBD 12 FT 1-1/2-2 T STD 2WD GAS	\$1,675.00	\$795.00	\$235.00
2076	659-5660	TRUCK STKBD 12 FT 1-1/2-2 T STD 2WD DSL	\$1,675.00	\$795.00	\$235.00
2077	659-5680	TRUCK STKBD 12 FT 3/4-1 T CREW 4WD GAS	\$1,800.00	\$801.00	\$265.00
2078	659-5690	TRUCK STKBD 12 FT 3/4-1 T CREW 4WD DSL	\$1,800.00	\$801.00	\$265.00
2079	659-5700	TRUCK STKBD 12 FT 3/4-1 T CREW 2WD GAS	\$1,800.00	\$801.00	\$265.00
2080	659-5710	TRUCK STKBD 12 FT 3/4-1 T CREW 2WD DSL	\$1,800.00	\$801.00	\$265.00
2081	659-5725	TRUCK STKBD 12 FT 1-1/2-2 T CREW 4WD GAS	\$1,900.00	\$931.00	\$300.00
2082	659-5730	TRUCK STKBD 12 FT 1-1/2-2 T CREW 4WD DSL	\$1,900.00	\$931.00	\$300.00
2083	659-5735	TRUCK STKBD 12 FT 1-1/2-2 T CREW 2WD GAS	\$1,900.00	\$931.00	\$300.00
2084	659-5740	TRUCK STKBD 12 FT 1-1/2-2 T CREW 2WD DSL	\$1,900.00	\$931.00	\$300.00
2085	659-5745	TRUCK STKBD 14 FT 1-1/2-2 T STD 2WD GAS	\$2,200.00	\$948.00	\$320.00
2086	659-5750	TRUCK STKBD 14 FT 1-1/2-2 T STD 2WD DSL	\$2,200.00	\$948.00	\$320.00
2087	659-5770	TRUCK STKBD 16 FT 1-1/2-2 T STD 2WD DSL	\$2,200.00	\$948.00	\$320.00
2088	659-5780	TRUCK STKBD 16 FT 2-1/2-3 T STD 2WD DSL	\$2,200.00	\$1,039.00	\$340.00
2089	659-5790	TRUCK STKBD 22 FT 2-1/2-3 T STD 2WD GAS	\$2,700.00	\$1,061.00	\$360.00
2090	659-5800	TRUCK STKBD 22 FT 2-1/2-3 T STD 2WD DSL	\$2,700.00	\$1,061.00	\$360.00
2091	659-5810	TRUCK RACK 18 FT 2-1/2-3 T CREW DSL	\$4,465.00	\$1,663.00	\$618.00
<b>2092</b>	<b>659-5825</b>	<b>TRUCK FLATBED 9FT 1-1/2-2T CREW 4WD DSL</b>	<b>\$2,430.00</b>	<b>\$986.00</b>	<b>\$290.00</b>
2093	659-5840	TRUCK STKBD HI-RAIL STD 2WD DSL	\$3,500.00	\$1,166.00	\$451.00
2094	659-5870	VAN KUV UTLTY GAS 1 TON	\$1,900.00	\$750.00	\$225.00
2095	659-5875	TRUCK UTLTY 3/4 T STD 2WD GAS	\$2,000.00	\$750.00	\$225.00
2096	659-5878	TRUCK UTLTY 3/4 T SUP 2WD GAS	\$2,000.00	\$750.00	\$225.00
2097	659-5880	TRUCK UTLTY 3/4 T CREW 2WD GAS	\$2,300.00	\$825.00	\$295.00
2098	659-5882	TRUCK UTLTY 3/4 T STD 4WD GAS	\$2,000.00	\$750.00	\$225.00
2099	659-5885	TRUCK UTLTY 3/4 T SUP 4WD GAS	\$2,000.00	\$750.00	\$225.00
2100	659-5888	TRUCK UTLTY 3/4 T CREW 4WD GAS	\$2,300.00	\$825.00	\$295.00

**EXHIBIT A.1  
PRICING SCHEDULE - OMNIA GOLD**

	<b>CAT CLASS</b>	<b>DESCRIPTION</b>	<b>MONTH</b>	<b>WEEK</b>	<b>DAY</b>
2101	659-5890	TRUCK UTLTY 3/4 T STD 4WD DSL	\$2,100.00	\$775.00	\$245.00
2102	659-5895	TRUCK UTLTY 3/4 T SUP 4WD DSL	\$2,100.00	\$775.00	\$245.00
2103	659-5900	TRUCK UTLTY 1 T STD 2WD GAS	\$2,000.00	\$750.00	\$225.00
2104	659-5905	TRUCK UTLTY 1 T SUP 2WD GAS	\$2,000.00	\$750.00	\$225.00
2105	659-5910	TRUCK UTLTY 1 T CREW 2WD GAS	\$2,300.00	\$825.00	\$295.00
2106	659-5915	TRUCK UTLTY 1 T STD 4WD GAS	\$2,100.00	\$775.00	\$245.00
2107	659-5920	TRUCK UTLTY 1 T SUP 4WD GAS	\$2,100.00	\$775.00	\$245.00
2108	659-5925	TRUCK UTLTY 1 T CREW 4WD GAS	\$2,300.00	\$825.00	\$325.00
2109	659-5928	TRUCK UTLTY 1 T STD 4WD DSL	\$2,100.00	\$775.00	\$245.00
2110	659-5930	TRUCK UTLTY 1 T SUP 4WD DSL	\$2,100.00	\$775.00	\$245.00
<b>2111</b>	<b>659-5932</b>	<b>TRUCK UTLTY 1 T CREW 4WD DSL</b>	<b>\$2,520.00</b>	<b>\$968.00</b>	<b>\$380.00</b>
2112	659-5935	TRUCK UTLTY 1 T CREW 2WD W/CRANE GAS	\$4,465.00	\$1,663.00	\$618.00
2113	659-5940	TRUCK UTLTY 1-1/2-2 T STD-SUP 4WD DSL	\$2,500.00	\$895.00	\$360.00
2114	659-5945	TRUCK UTLTY 1-1/2-2 T STD-SUP 4WD GAS	\$2,300.00	\$825.00	\$295.00
2115	659-5950	TRUCK UTLTY 1-1/2-2 T CREW 4WD DSL	\$2,600.00	\$931.00	\$320.00
2116	659-5960	TRUCK UTLTY 1-1/2-2 T CREW 2WD DSL	\$2,500.00	\$895.00	\$360.00
2117	659-5965	TRUCK CONTRACTOR 1-1/4-2 T STD 4WD GAS	\$2,500.00	\$900.00	\$335.00
2118	659-5969	TRUCK CONTRACTOR 1-1/4-2 T STD 2WD GAS	\$2,655.00	\$990.00	\$360.00
2119	659-5970	TRUCK CONTRACTOR 1-1/4-2 T STD 2WD DSL	\$2,655.00	\$990.00	\$360.00
<b>2120</b>	<b>659-5975</b>	<b>TRUCK CONTRACTOR 1-1/4-2 T CREW 4WD GAS</b>	<b>\$2,655.00</b>	<b>\$990.00</b>	<b>\$360.00</b>
<b>2121</b>	<b>659-5977</b>	<b>TRUCK CONTRACTOR 1-1/4-2 T CREW 4WD DSL</b>	<b>\$2,655.00</b>	<b>\$990.00</b>	<b>\$360.00</b>
2122	659-6010	TRUCK FUEL 4000 GAL	\$5,845.00	\$1,995.00	\$665.00
<b>2123</b>	<b>659-6015</b>	<b>TRUCK AVIATION FUEL 5000 GAL</b>	<b>\$13,200.00</b>	<b>\$6,601.00</b>	<b>\$2,660.00</b>
<b>2124</b>	<b>659-6017</b>	<b>TRUCK AVIATION FUEL 7000 GAL</b>	<b>\$14,400.00</b>	<b>\$7,200.00</b>	<b>\$3,040.00</b>
2125	659-6030	TRUCK WATER 2000 GALLON GAS	\$2,600.00	\$1,350.00	\$450.00
2126	659-6040	TRUCK WATER 2000 GALLON DSL	\$2,600.00	\$1,350.00	\$450.00
2127	659-6050	TRUCK WATER 4000 GALLON DSL	\$4,200.00	\$1,900.00	\$565.00
2128	659-6052	TRUCK WATER 4000 GALLON DSL 6X6	\$9,500.00	\$3,600.00	\$1,500.00
2129	659-6055	TRUCK BOX 12 FT	\$1,500.00	\$525.00	\$190.00
2130	659-6057	TRUCK BOX 14 FT	\$2,250.00	\$800.00	\$220.00
2131	659-6060	TRUCK BOX 15 FT	\$2,250.00	\$800.00	\$220.00
2132	659-6070	TRUCK BOX 15 FT W/ LIFT GATE	\$2,250.00	\$800.00	\$220.00
2133	659-6075	TRUCK BOX 16 FT	\$2,250.00	\$800.00	\$220.00
2134	659-6090	TRUCK BOX 24 FT W/ LIFT GATE	\$5,000.00	\$1,620.00	\$475.00
2135	659-6100	TRUCK FLAT DUMP 16FT 1-1/2T STD 2WD DSL	\$2,050.00	\$840.00	\$300.00
2136	659-6110	TRUCK DUMP 3-4 YD GAS	\$1,800.00	\$795.00	\$295.00
2137	659-6120	TRUCK DUMP 3-4 YD DSL	\$1,800.00	\$795.00	\$295.00
2138	659-6130	TRUCK DUMP 3-4 YD CREW 4WD DSL	\$1,850.00	\$850.00	\$320.00
2139	659-6135	TRUCK DUMP 3-4 YD CREW 4WD GAS	\$1,850.00	\$850.00	\$320.00
2140	659-6140	TRUCK DUMP 3-4 YD CREW 2WD DSL	\$1,850.00	\$850.00	\$320.00
2141	659-6150	TRUCK DUMP 5-6 YD GAS	\$2,275.00	\$920.00	\$335.00
2142	659-6160	TRUCK DUMP 5-6 YD GAS NON CDL	\$2,275.00	\$920.00	\$335.00
2143	659-6170	TRUCK DUMP 5-6 YD DSL	\$2,275.00	\$920.00	\$335.00
2144	659-6180	TRUCK DUMP 5-6 YD DSL NON CDL	\$2,275.00	\$920.00	\$335.00
2145	659-6190	TRUCK DUMP 5-6 YD CREW DSL	\$2,600.00	\$1,106.00	\$404.00
2146	659-6195	TRUCK DUMP 5-6 YD CREW DSL NON-CDL	\$2,600.00	\$1,106.00	\$404.00
2147	659-6200	TRUCK DUMP 12-14 YD MANUAL DSL	\$5,000.00	\$2,095.00	\$660.00
2148	659-6210	TRUCK DUMP 12-14 YD AUTO DSL	\$5,000.00	\$2,095.00	\$660.00
2149	659-6215	TRUCK DUMP 22-24 YD DSL	\$9,025.00	\$3,325.00	\$1,283.00
2150	659-6218	TRUCK 1 T DUMP LANDSCAPE STD GAS	\$1,750.00	\$650.00	\$300.00



**EXHIBIT A.1  
PRICING SCHEDULE - OMNIA GOLD**

	<b>CAT CLASS</b>	<b>DESCRIPTION</b>	<b>MONTH</b>	<b>WEEK</b>	<b>DAY</b>
2151	659-6220	TRUCK 1 T DUMP LANDSCAPE CREW GAS	\$1,750.00	\$650.00	\$300.00
2152	659-6224	TRUCK DUMP ARTICULATED 30 TON DSL	\$11,970.00	\$5,130.00	\$1,805.00
2153	659-6230	TRUCK GARBAGE 6 YD	\$6,833.00	\$2,200.00	\$569.00
2154	659-6240	TRUCK GARBAGE 20 YD	\$9,000.00	\$2,800.00	\$700.00
2155	659-6245	TRUCK STREET SWEEPER DSL	\$13,675.00	\$4,427.00	\$1,710.00
<b>2156</b>	<b>659-6247</b>	<b>TRUCK RUNWAY/STREET SWEEPER DSL</b>	<b>\$13,675.00</b>	<b>\$4,427.00</b>	<b>\$1,710.00</b>
2157	659-6250	TRUCK CRASH ATTENUATOR 62-65 MPH GAS	\$3,850.00	\$1,750.00	\$685.00
2158	659-6260	TRUCK CRASH ATTENUATOR 62-65 MPH DSL	\$3,850.00	\$1,750.00	\$685.00
<b>2159</b>	<b>659-6267</b>	<b>TRUCK DELIVERY PCT 3/4 TON GAS NON-CDL</b>	<b>\$2,205.00</b>	<b>\$779.00</b>	<b>\$228.00</b>
<b>2160</b>	<b>659-6270</b>	<b>TRUCK DELIVERY ROLLOFF SINGLE DSL NONCDL</b>	<b>\$4,500.00</b>	<b>\$1,500.00</b>	<b>\$500.00</b>
<b>2161</b>	<b>659-6272</b>	<b>TRUCK DELIVERY ROLLOFF SINGLE DSL NOCDL</b>	<b>\$4,500.00</b>	<b>\$1,500.00</b>	<b>\$500.00</b>
<b>2162</b>	<b>659-6274</b>	<b>TRUCK DELIVERY ROLLOFFS SINGLE DSL CDL</b>	<b>\$4,500.00</b>	<b>\$1,500.00</b>	<b>\$500.00</b>
2163	659-6300	TRUCK BUCKET 31 FT GAS	\$4,500.00	\$1,500.00	\$515.00
2164	659-6310	TRUCK BUCKET 31 FT DSL	\$4,500.00	\$1,500.00	\$515.00
2165	659-6315	TRUCK BUCKET 38 FT GAS	\$4,500.00	\$1,500.00	\$515.00
2166	659-6320	TRUCK BUCKET 38 FT DSL	\$4,500.00	\$1,500.00	\$515.00
2167	659-6336	TRUCK BUCKET 60 FT TREE TRIMMER DSL	\$5,000.00	\$2,000.00	\$778.00
2168	659-6342	TRUCK BUCKET 70 FT TREE TRIMMER DSL	\$6,400.00	\$2,600.00	\$875.00
2169	659-6350	TRUCK BUCKET 85 FT DSL	\$9,995.00	\$3,995.00	\$1,400.00
2170	659-6380	TRUCK CRANE 18 T SINGLE DSL	\$4,500.00	\$1,725.00	\$630.00
2171	659-6410	TRUCK CRANE 20 T TANDEM DSL	\$6,500.00	\$2,790.00	\$1,025.00
2172	659-6430	TRUCK CRANE 23 T TANDEM DSL	\$6,600.00	\$2,880.00	\$1,090.00
2173	659-6435	TRUCK AUGER 47FT CDL	\$2,991.00	\$1,320.00	\$440.00
2174	659-6440	TRUCK TERMINAL TRACTOR SINGLE AX 2X4 DSL	\$4,750.00	\$1,663.00	\$570.00
2175	659-6455	TRUCK TRACTOR TANDEM 4WD DSL	\$6,889.00	\$1,926.00	\$770.00
<b>2176</b>	<b>659-6460</b>	<b>TRUCK TRACTOR TRI 4WD DSL</b>	<b>\$7,000.00</b>	<b>\$2,430.00</b>	<b>\$903.00</b>
2177	659-6470	TRUCK ASPHALT DISTRIBUTOR 2000 GAL	\$5,281.00	\$1,852.00	\$750.00
2178	659-6480	TRUCK FORESTRY MOBILE CRANE	\$5,281.00	\$1,852.00	\$750.00
2179	659-8000	TRUCK SPREADER HOPPER 8 FT	\$918.00	\$305.00	\$100.00
2180	659-8020	TRUCK SPREADER HOPPER 9 FT	\$918.00	\$305.00	\$100.00
2181	659-8030	TRUCK SPREADER TAILGATE	\$344.00	\$122.00	\$43.00
2182	659-8035	TRUCK SPREADER TAILGATE DUMP	\$215.00	\$70.00	\$25.00
2183	659-8100	TRUCK SNOW PLOW 7-8 FT	\$850.00	\$265.00	\$90.00
2184	659-8110	TRUCK SNOW PLOW 8.5-9 FT	\$850.00	\$265.00	\$90.00
2185	659-8130	TRUCK SNOW PLOW 10 FT	\$995.00	\$338.00	\$119.00
2186	660-1000	BOARD ARROW FOLDING TRAILER 15-LIGHT	\$600.00	\$330.00	\$108.00
2187	660-1010	BOARD ARROW VERTICAL TRAILER 15-LIGHT	\$600.00	\$330.00	\$108.00
2188	660-1020	BOARD ARROW FOLDING TRAILER 25-LIGHT	\$675.00	\$370.00	\$117.00
<b>2189</b>	<b>660-1025</b>	<b>BOARD ARROW TRUCK MOUNTED 25-LIGHT</b>	<b>\$621.00</b>	<b>\$311.00</b>	<b>\$95.00</b>
2190	660-1030	BOARD MESSAGE VERTICAL MID-SIZE 3-LINE	\$795.00	\$465.00	\$165.00
2191	660-1040	BOARD MESSAGE VERTICAL FULL-SIZE 3-LINE	\$795.00	\$465.00	\$165.00
2192	660-1045	BOARD MESSAGE FULL-SIZE 3-LINE W/MODEM	\$1,150.00	\$743.00	\$189.00
2193	660-1050	BOARD MESSAGE FOLDING MID-SIZE MATRIX	\$795.00	\$465.00	\$165.00
2194	660-1060	BOARD MESSAGE VERTICAL MID-SIZE MATRIX	\$795.00	\$465.00	\$165.00
2195	660-1070	BOARD MESSAGE VERTICAL FULL-SIZE MATRIX	\$1,040.00	\$743.00	\$210.00
2196	660-1100	RADAR SPEED MONITORING TRAILER	\$375.00	\$120.00	\$45.00
2197	660-1110	CRASH ATTENUATOR TRAILER MOUNTED	\$1,975.00	\$900.00	\$350.00
2198	660-2010	VEHICLE BARRIER	\$1,575.00	\$600.00	\$135.00
2199	660-2015	VEHICLE BARRIER POSITIONING CART	\$563.00	\$200.00	\$45.00
2200	700-1180	FAN FLOOR HIGH CFM 24IN ELEC	\$340.00	\$165.00	\$70.00

**EXHIBIT A.1**  
**PRICING SCHEDULE - OMNIA GOLD**

	<b>CAT CLASS</b>	<b>DESCRIPTION</b>	<b>MONTH</b>	<b>WEEK</b>	<b>DAY</b>
2201	700-1220	BLOWER HAZ LOC 8IN VANO 115V	\$368.00	\$140.00	\$54.00
2202	700-1230	BLOWER HAZ LOC 12IN VANO 115V	\$548.00	\$200.00	\$77.00
2203	700-1240	FAN FLOOR 16-24IN HAZ LOC ELEC	\$440.00	\$165.00	\$90.00
2204	700-1280	FAN MISTING OSCIL PORTABLE 100 GAL ELEC	\$595.00	\$240.00	\$90.00
2205	700-1290	FAN MISTING OSCIL PORTABLE 19-40GAL ELEC	\$440.00	\$185.00	\$68.00
2206	700-1310	INSULATION BLOWER ELECTRIC	\$1,000.00	\$360.00	\$158.00
2207	700-1320	VACUUM INSULATION REMOVAL GAS	\$2,124.00	\$970.00	\$266.00
<b>2208</b>	<b>700-1380</b>	<b>BLOWER MANHOLE 8IN GAS</b>	<b>\$405.00</b>	<b>\$180.00</b>	<b>\$48.00</b>
2209	700-1420	BLOWER MANHOLE 8IN ELEC	\$324.00	\$150.00	\$41.00
2210	700-1630	COOLER EVAPORATIVE PORT 30GAL 115V ELEC	\$240.00	\$80.00	\$30.00
2211	700-1635	COOLER EVAPORATIVE PORT 24IN 115V ELEC	\$480.00	\$165.00	\$68.00
2212	700-1640	COOLER EVAPORATIVE PORT 36IN 115V ELEC	\$480.00	\$165.00	\$68.00
2213	700-1642	COOLER EVAPORATIVE PORT 36IN HAZ LOC	\$1,000.00	\$336.00	\$131.00
2214	700-1645	COOLER EVAPORATIVE PORT 48IN 115V ELEC	\$500.00	\$172.00	\$72.00
2215	700-1720	OZONE GENERATOR	\$324.00	\$150.00	\$41.00
<b>2216</b>	<b>700-1723</b>	<b>HYDROXYL GENERATOR SMALL AREA</b>	<b>\$360.00</b>	<b>\$135.00</b>	<b>\$48.00</b>
2217	700-1725	HYDROXYL GENERATOR LARGE AREA	\$720.00	\$410.00	\$135.00
2218	700-1740	UV-C LED LIGHT INDOOR USE ONLY 115V	\$270.00	\$270.00	\$95.00
2219	700-1742	ROLLING STAND FOR UV-C LED LIGHT	\$60.00	\$28.00	\$9.00
2220	700-1800	AIR CURTAIN	\$3,600.00	\$1,315.00	\$603.00
2221	700-2010	DUST SUPPRESSION MISTER 50FT THROW ELEC	\$2,375.00	\$1,170.00	\$450.00
2222	700-2020	DUST SUPPRESSION MISTER 130FT THROW ELEC	\$2,375.00	\$1,170.00	\$450.00
2223	700-2050	DUST SUPPRESSION MISTER 230FT THROW ELEC	\$3,135.00	\$1,260.00	\$410.00
2224	700-2100	CONTAINMENT CART W HEPA SCRUBBER	\$1,600.00	\$750.00	\$295.00
2225	710-1220	AIRMOVER 3 DIAMETER AIR	\$108.00	\$48.00	\$14.00
2226	710-1240	AIRMOVER 6 DIAMETER AIR	\$80.00	\$28.00	\$11.00
2227	710-1260	AIRMOVER 8 DIAMETER AIR	\$88.00	\$32.00	\$13.00
2228	710-1280	AIRMOVER 10 DIAMETER AIR	\$124.00	\$44.00	\$18.00
2229	710-1300	AIRMOVER 12 DIAMETER AIR	\$160.00	\$56.00	\$23.00
2230	710-1320	AIRMOVER 24 DIAMETER JET FAN AIR	\$505.00	\$164.00	\$85.00
2231	710-1340	AIRMOVER 20 DIAMETER RF TYPE AIR	\$400.00	\$136.00	\$65.00
2232	710-1360	AIRMOVER 20 DIAMETER CF TYPE AIR	\$400.00	\$136.00	\$65.00
2233	715-0005	1.5KW STANDUP INFRARED ELECT HEATER 120V	\$206.00	\$89.00	\$27.00
2234	715-0010	1.6KW ELECT HEATER 110V	\$135.00	\$68.00	\$18.00
2235	715-0020	5-20KW VAR ELECT HEATER 1 - 4 PLUG 110V	\$263.00	\$136.00	\$45.00
2236	715-0025	6KW ELECT HEATER 240V 1PH	\$263.00	\$136.00	\$45.00
2237	715-0030	6-10KW VAR ELECT HEATER 240V 1PH	\$285.00	\$140.00	\$50.00
2238	715-0040	15KW ELECT HEATER 240V 3PH SALAMANDER	\$364.00	\$157.00	\$59.00
2239	715-0042	15KW ELECT HEATER 240V 1PH SALAMANDER	\$364.00	\$157.00	\$59.00
2240	715-0045	15KW ELECT HEATER 480V 3PH SALAMANDER	\$364.00	\$157.00	\$59.00
2241	715-0046	18KW ELECT HEATER 208V 1PH/240V 3PH	\$521.00	\$230.00	\$90.00
2242	715-0050	13-20KW VAR ELECT HEATER 240V 3PH	\$439.00	\$204.00	\$72.00
2243	715-0055	10-20KW VAR ELECT HEATER 208V/240V 3 PH	\$439.00	\$204.00	\$72.00
2244	715-0060	30KW ELECT HEATER 480V 3PH	\$619.00	\$255.00	\$108.00
<b>2245</b>	<b>715-0065</b>	<b>40KW ELECT HEATER 480V 3PH</b>	<b>\$990.00</b>	<b>\$383.00</b>	<b>\$130.00</b>
2246	715-0070	60KW ELECT HEATER 480V 3PH	\$1,125.00	\$468.00	\$135.00
2247	715-0100	200K BTU HYDRONIC HEAT EXCHANGER ELEC	\$505.00	\$175.00	\$60.00
<b>2248</b>	<b>715-0105</b>	<b>80K BTU HYDRONIC HEAT EXCHANGER ELEC</b>	<b>\$450.00</b>	<b>\$180.00</b>	<b>\$62.00</b>
2249	715-0120	1.35M BTU STAINLESS STEEL HEAT EXCHANGER	\$964.00	\$366.00	\$131.00
2250	715-0140	3.8M BTU STAINLESS STEEL HEAT EXCHANGER	\$2,531.00	\$956.00	\$338.00

**EXHIBIT A.1**  
**PRICING SCHEDULE - OMNIA GOLD**

	<b>CAT CLASS</b>	<b>DESCRIPTION</b>	<b>MONTH</b>	<b>WEEK</b>	<b>DAY</b>
2251	715-0205	80K BTU HEATER 1400 CFM WALL MOUNTED	\$250.00	\$115.00	\$45.00
2252	715-0220	60KW ELECT INLINE HEATER 220V/460V 3PH	\$1,388.00	\$574.00	\$225.00
2253	715-0235	150KW IND ELECT HEATER 480V 3PH 1/2IN SP	\$2,963.00	\$1,233.00	\$550.00
2254	715-0237	150KW ELECT HEATER 480V 3PH 5IN SP NAROW	\$2,963.00	\$1,233.00	\$550.00
2255	715-0240	150KW IND ELECT HEATER 480V 3PH 5IN SP	\$4,444.00	\$1,849.00	\$878.00
2256	715-0405	50K BTU DIRECT FORCED AIR HEATER LPG/NG	\$135.00	\$77.00	\$27.00
2257	715-0408	50K-60K BTU RADIANT HEATER DSL/KERO	\$263.00	\$128.00	\$45.00
2258	715-0410	80K BTU DIRECT FORCED AIR HEATER DSL/KER	\$263.00	\$128.00	\$45.00
2259	715-0415	80K BTU DIRECT FORCED AIR HEATER LPG	\$263.00	\$128.00	\$45.00
<b>2260</b>	<b>715-0419</b>	<b>115K BTU DIRECT FORCED HEATER TENT LP/NG</b>	<b>\$450.00</b>	<b>\$171.00</b>	<b>\$57.00</b>
2261	715-0420	150K BTU DIRECT FORCED AIR HEAT DSL/KERO	\$300.00	\$153.00	\$54.00
2262	715-0430	150K BTU DIRECT FORCED AIR HEATER LP	\$300.00	\$153.00	\$54.00
2263	715-0435	110-150K BTU RADIANT HEATER DSL/KERO	\$469.00	\$242.00	\$86.00
2264	715-0440	170K BTU DIRECT FORCED AIR HEATER LP	\$338.00	\$191.00	\$68.00
2265	715-0445	170K BTU DIRECT FORCED AIR HEAT DSL/KERO	\$338.00	\$191.00	\$68.00
2266	715-0450	200K BTU DIRECT FORCED AIR HEAT DSL/KERO	\$375.00	\$213.00	\$77.00
<b>2267</b>	<b>715-0452</b>	<b>250K BTU DIRECT FORCED HEATER TENT LP/NG</b>	<b>\$540.00</b>	<b>\$248.00</b>	<b>\$100.00</b>
2268	715-0460	400K BTU DIRECT FORCED AIR HEATER LPG	\$525.00	\$242.00	\$99.00
2269	715-0462	400K BTU DIRECT FORCED AIR HEATER LPG/NG	\$563.00	\$319.00	\$113.00
2270	715-0470	400K BTU DIRECT FORCED AIR HEAT DSL/KERO	\$563.00	\$319.00	\$113.00
2271	715-0480	650K BTU DIRECT FORCED AIR HEAT DSL/KERO	\$675.00	\$298.00	\$131.00
<b>2272</b>	<b>715-0485</b>	<b>650K BTU DIRECT FORCED AIR HEAT LP/NG</b>	<b>\$810.00</b>	<b>\$315.00</b>	<b>\$138.00</b>
2273	715-0550	1.5M BTU DIRECT FORCED AIR HEATER LPG/NG	\$1,313.00	\$553.00	\$225.00
2274	715-0600	70K BTU INDIR FORCED AIR HEAT DSL/KERO	\$160.00	\$60.00	\$20.00
2275	715-0605	120K BTU INDIR FORCED AIR HEAT DSL/KERO	\$170.00	\$70.00	\$24.00
2276	715-0610	200K BTU INDIR FORCED AIR HEAT DSL/KERO	\$638.00	\$319.00	\$113.00
2277	715-0615	200K BTU INDIR FORCED AIR HEATER NG	\$638.00	\$319.00	\$113.00
2278	715-0620	400K BTU INDIR FORCED AIR HEAT DSL/KERO	\$1,013.00	\$446.00	\$171.00
<b>2279</b>	<b>715-0622</b>	<b>400K BTU INDIR FORCED AIR HEAT 118G DSL</b>	<b>\$1,215.00</b>	<b>\$473.00</b>	<b>\$181.00</b>
<b>2280</b>	<b>715-0625</b>	<b>400K BTU INDIR TRAILER MOUNTED HEATR DSL</b>	<b>\$4,230.00</b>	<b>\$1,530.00</b>	<b>\$570.00</b>
2281	715-0630	400K BTU INDIR FORCED AIR HEATER LPG/NG	\$938.00	\$425.00	\$162.00
<b>2282</b>	<b>715-0631</b>	<b>600K BTU INDIR FORCED AIR HEAT DSL/KERO</b>	<b>\$938.00</b>	<b>\$425.00</b>	<b>\$162.00</b>
2283	715-0632	600K BTU INDIR FORCED AIR HEATER LPG/NG	\$2,080.00	\$765.00	\$360.00
2284	715-0635	700K BTU INDIR FORCED AIR HEATER LP/NG	\$2,080.00	\$765.00	\$360.00
2285	715-0640	750K BTU INDIR FORCED AIR HEATER LPG/NG	\$2,080.00	\$765.00	\$360.00
2286	715-0660	1M BTU INDIR FORCED AIR HEATER LP/NG	\$2,600.00	\$1,105.00	\$473.00
2287	715-0695	2M BTU INDIR FORCED AIR HEATER LP/NG	\$5,230.00	\$2,210.00	\$945.00
2288	715-0810	800K BTU SELF CONTAINED HEATER DSL	\$6,150.00	\$2,975.00	\$1,350.00
<b>2289</b>	<b>715-0813</b>	<b>1.0M BTU SELF CONTAIN HEATER DSL 3.1" SP</b>	<b>\$7,500.00</b>	<b>\$3,000.00</b>	<b>\$1,350.00</b>
2290	715-0815	1.0M BTU SELF CONTAIN HEATER DSL 7.5" SP	\$7,500.00	\$3,000.00	\$1,350.00
2291	715-0820	1.2M BTU SELF CONTAINED HEATER DSL	\$8,000.00	\$3,050.00	\$1,350.00
2292	715-1010	234K BTU HYDRONIC SURFACE HEATER DSL	\$6,375.00	\$2,975.00	\$1,350.00
2293	715-1020	385K BTU HYDRONIC SURFACE HEATER DSL	\$6,535.00	\$3,050.00	\$1,400.00
2294	715-1030	600K BTU HYDRONIC SURFACE HEATER DSL	\$7,425.00	\$3,400.00	\$1,485.00
2295	715-1045	860K BTU HYDRONIC AIR HEATER DSL	\$8,055.00	\$3,870.00	\$1,553.00
<b>2296</b>	<b>715-1082</b>	<b>1.8 BTU HYDRONIC HEAT MODULE NG</b>	<b>\$2,700.00</b>	<b>\$900.00</b>	<b>\$333.00</b>
<b>2297</b>	<b>715-1085</b>	<b>PLATE HEAT EXCHANGER GLYCOL TO GLYCOL</b>	<b>\$1,530.00</b>	<b>\$630.00</b>	<b>\$266.00</b>
2298	715-1087	PLATE HEAT EXCHANGER STEAM TO GLYCOL	\$2,890.00	\$1,190.00	\$475.00
2299	715-1210	500K BTU 3500 CFM FLAMELESS HEATER DSL	\$7,125.00	\$2,975.00	\$1,350.00
2300	715-1220	750K BTU 5500 CFM FLAMELESS HEATER DSL	\$7,875.00	\$3,230.00	\$1,530.00



**EXHIBIT A.1**  
**PRICING SCHEDULE - OMNIA GOLD**

	<b>CAT CLASS</b>	<b>DESCRIPTION</b>	<b>MONTH</b>	<b>WEEK</b>	<b>DAY</b>
2301	715-1230	1M BTU 6000 CFM FLAMELESS HEATER DSL	\$9,500.00	\$5,000.00	\$2,000.00
<b>2302</b>	<b>715-1240</b>	<b>1M BTU 12IN SP FLAMELESS HEATER DSL T4F</b>	<b>\$11,700.00</b>	<b>\$5,220.00</b>	<b>\$2,375.00</b>
<b>2303</b>	<b>715-2025</b>	<b>300K BTU STEAM HEATER 24IN HAZ LOC</b>	<b>\$698.00</b>	<b>\$270.00</b>	<b>\$119.00</b>
2304	718-1100	1 TON PORT AIR CONDITIONER 120V	\$659.00	\$230.00	\$100.00
2305	718-1101	1 TON PORT AIR CONDITIONER IT CUBE 115V	\$659.00	\$230.00	\$100.00
2306	718-1102	1 TON PORT AIR CONDITIONER W/HEAT 120 V	\$659.00	\$230.00	\$100.00
2307	718-1103	1 TON PORT AIR COND WATERCOOLED 120V	\$723.00	\$320.00	\$117.00
2308	718-1104	1.2 TON PORT AIR COND W HEAT 5-20P PLUG	\$723.00	\$320.00	\$117.00
2309	718-1105	1 TON PORT AIR COND HEPA UV 5-20P PLUG	\$723.00	\$320.00	\$117.00
2310	718-1110	1 TON PORT AIR COND HEPA UV WATER 120V	\$775.00	\$350.00	\$135.00
2311	718-1115	1.5 TON PORT AIR COND WATERCOOLED 120 V	\$723.00	\$320.00	\$117.00
2312	718-1130	3 TON PORT AIR CONDITIONER 1PH 208/230V	\$1,007.00	\$440.00	\$180.00
2313	718-1134	3 TON PORT AIR COND W/HEAT 3PH 208/230V	\$1,400.00	\$595.00	\$225.00
2314	718-1145	5 TON AIR COND INDOOR 1PH 208/230V	\$1,400.00	\$595.00	\$225.00
2315	718-1146	5 TON AIR COND INDOOR W/HEAT 1PH 208/230	\$1,400.00	\$595.00	\$225.00
2316	718-1147	5 TON AIR COND INDOOR W/HEAT 3PH 208/230	\$1,400.00	\$690.00	\$257.00
2317	718-1148	5 TON AIR COND INDOOR W/HEAT 3PH 460V	\$1,400.00	\$690.00	\$257.00
2318	718-1155	5 TON AIR CONDITIONER INDOOR 3PH 460V	\$1,400.00	\$595.00	\$225.00
2319	718-1156	5 TON PORT AIR COND WATCOOL 1PH 208/230V	\$1,400.00	\$595.00	\$225.00
2320	718-1157	5 TON PORT AIR COND WATCOOL 3PH 208/230V	\$1,400.00	\$595.00	\$225.00
2321	718-1158	5 TON PORT AIR COND WATERCOOLED 3PH 460V	\$1,424.00	\$595.00	\$225.00
2322	718-1160	5 TON PORT AIR COND W/HEAT 3PH 208/230V	\$1,400.00	\$595.00	\$225.00
2323	718-1162	5 TON PORT AIR COND W/HEAT 1PH 208/230V	\$1,400.00	\$595.00	\$225.00
2324	718-1165	5 TON PORT AIR COND W/HEAT 3PH 460V	\$1,400.00	\$595.00	\$225.00
2325	718-1170	5 TON AIR CONDITION SKID 20KW HEAT	\$1,400.00	\$595.00	\$225.00
2326	718-1175	5 TON AIR CONDITION SKID 9KW HEAT NEMA7	\$2,805.00	\$960.00	\$396.00
2327	718-1210	10 TON AIR CONDITION SKID 36KW HEAT	\$2,400.00	\$850.00	\$356.00
2328	718-1300	12 TON AIR CONDITIONER NARW 3PH 208/230V	\$2,560.00	\$995.00	\$395.00
2329	718-1302	12 TON PORT AIR COND W/HEAT 3PH 208/230V	\$2,560.00	\$995.00	\$395.00
2330	718-1305	12 TON PORT AIR COND W/HEAT 3PH 230V	\$2,560.00	\$995.00	\$395.00
2331	718-1310	12 TON PORT AIR COND W/HEAT 3PH 460V	\$2,560.00	\$995.00	\$395.00
2332	718-1500	20 TON INDUSTRIAL AIR CONDITIONER	\$3,240.00	\$1,224.00	\$535.00
2333	718-1505	20 TON INDUSTRIAL AIR CONDITIONER NEMA7	\$3,980.00	\$1,462.00	\$640.00
2334	718-1520	20 TON VERT AIR CONDITION 72KW HEAT	\$2,400.00	\$978.00	\$395.00
2335	718-1610	25 TON AIR CONDITION SKID 72KW HEAT	\$3,160.00	\$1,200.00	\$450.00
2336	718-1700	30 TON VERT AIR CONDITIONER	\$3,160.00	\$1,200.00	\$450.00
2337	718-1750	30 TON AIR COOLED CHILLER W PUMP	\$4,100.00	\$1,460.00	\$504.00
2338	718-1800	40 TON INDUSTRIAL AIR CONDITIONER	\$4,500.00	\$1,600.00	\$600.00
2339	718-1805	40 TON INDUSTRIAL AIR CONDITIONER NEMA7	\$4,500.00	\$1,600.00	\$600.00
2340	718-1830	40 TON HYBRID AIR COND 120KW HEAT	\$4,500.00	\$1,600.00	\$600.00
2341	718-1950	50 TON CHILLED WATER AIR HANDLER	\$3,000.00	\$1,063.00	\$450.00
2342	718-1960	75 TON CHILLED WATER AIR HANDLER	\$2,396.00	\$850.00	\$338.00
2343	718-2030	60 TON HYBRID AIR COND 136KW HEAT	\$7,000.00	\$2,763.00	\$1,430.00
2344	718-2050	60 TON AIR COOLED CHILLER W PUMP	\$4,450.00	\$1,475.00	\$595.00
2345	718-2100	65 TON INDUSTRIAL AIR CONDITIONER	\$5,400.00	\$2,135.00	\$855.00
2346	718-2230	70 TON HYBRID AIR COND 136KW HEAT	\$7,700.00	\$3,188.00	\$1,530.00
2347	718-2300	80 TON INDUSTRIAL AIR CONDITIONER	\$7,700.00	\$3,188.00	\$1,530.00
2348	718-2305	80 TON INDUSTRIAL AIR CONDITIONER NEMA7	\$9,100.00	\$3,400.00	\$1,665.00
2349	718-2550	100 TON VERT CHILLED WATER HANDLER	\$2,700.00	\$905.00	\$369.00
2350	718-2560	100 TON AIR COOLED CHILLER W PUMP	\$7,000.00	\$3,188.00	\$1,170.00

**EXHIBIT A.1**  
**PRICING SCHEDULE - OMNIA GOLD**

	<b>CAT CLASS</b>	<b>DESCRIPTION</b>	<b>MONTH</b>	<b>WEEK</b>	<b>DAY</b>
2351	718-2570	120 TON AIR COOLED CHILLER W PUMP US/CRN	\$7,000.00	\$3,188.00	\$1,170.00
2352	718-2650	120 TON CHILLED WATER AIR HANDLER	\$2,700.00	\$905.00	\$369.00
2353	718-2660	140 TON VERT CHILLED WATER AIR HANDLER	\$3,900.00	\$1,995.00	\$719.00
2354	718-3060	200 TON AIR COOLED CHILLER W PUMP	\$11,500.00	\$5,525.00	\$1,935.00
2355	718-3065	230 TON AIR COOLED W PUMP	\$14,500.00	\$6,175.00	\$2,043.00
2356	718-3070	227 TON AIR COOLED CHILLER W PUMP US/CRN	\$14,500.00	\$6,175.00	\$2,043.00
2357	718-3090	500 TON WATER COOLED CHILLER	\$24,000.00	\$11,685.00	\$3,895.00
2358	719-1005	1200 CFM DESICCANT DEHUMIDIFIER 1PH 240V	\$1,530.00	\$525.00	\$180.00
2359	719-1010	2000/1000 CFM DESICCANT DEHUMID 3PH 460V	\$2,550.00	\$1,063.00	\$428.00
2360	719-1020	5000 CFM DESICCANT DEHUMID 3PH460V	\$5,100.00	\$1,745.00	\$800.00
2361	719-1030	7500/5500CFM DESICCANT DEHU 3PH460VTRIFU	\$5,100.00	\$1,745.00	\$800.00
2362	719-2060	DEHUMIDIFIER DESICCANT 400 CFM	\$863.00	\$370.00	\$160.00
2363	719-2080	DEHUMIDIFIER DESICCANT 800-900 CFM	\$2,000.00	\$750.00	\$250.00
2364	719-5010	AUTO DIALER	\$574.00	\$204.00	\$77.00
2365	779-2201	CHILLER LOOP HOSE 2X10 W/CAMLOCKS	\$23.00	\$14.00	\$7.00
2366	779-2205	CHILLER LOOP HOSE 2X25 W/CAMLOCKS	\$36.00	\$18.00	\$9.00
2367	779-2401	CHILLER LOOP HOSE 4"X10' W/CAMLOCKS	\$60.00	\$20.00	\$10.00
2368	779-2405	CHILLER LOOP HOSE 4"X25' W/CAMLOCKS	\$90.00	\$30.00	\$15.00
2369	779-2501	CHILLER LOOP HOSE 6"X10' W/CAMLOCKS	\$120.00	\$40.00	\$20.00
2370	779-2505	CHILLER LOOP HOSE 6"X25' W/CAMLOCKS	\$150.00	\$50.00	\$25.00
2371	800-1020	PUMP CENTRIFUGAL 2IN GAS	\$383.00	\$149.00	\$63.00
2372	800-1030	PUMP CENTRIFUGAL 3IN GAS	\$404.00	\$166.00	\$86.00
<b>2373</b>	<b>800-1040</b>	<b>PUMP CENTRIFUGAL 4IN GAS</b>	<b>\$473.00</b>	<b>\$185.00</b>	<b>\$95.00</b>
2374	800-1080	PUMP TRASH 2IN GAS	\$421.00	\$187.00	\$50.00
2375	800-1090	PUMP TRASH 3IN GAS	\$536.00	\$238.00	\$63.00
2376	800-1110	PUMP TRASH 4IN GAS	\$608.00	\$306.00	\$81.00
2377	800-1120	PUMP DIAPHRAGM 2IN GAS	\$450.00	\$230.00	\$77.00
2378	800-1130	PUMP DIAPHRAGM 3IN GAS	\$450.00	\$230.00	\$77.00
2379	800-1150	PUMP HIGH PRESSURE 5.5HP GAS	\$553.00	\$213.00	\$77.00
2380	800-1160	PUMP 6IN DOUBLED DIAPHRAGM DSL	\$1,200.00	\$425.00	\$153.00
2381	800-1170	PUMP 6IN DOUBLED DIAPHRAGM SO ATT DSL	\$1,600.00	\$540.00	\$180.00
2382	800-5005	ACCESSORY TOOL BOX CROSSBACK PICKUP	\$86.00	\$41.00	\$16.00
2383	800-5007	ACCESSORY 50GAL DSL FUEL TANK W/PUMP	\$128.00	\$61.00	\$31.00
2384	800-5010	ACCESSORY 100GAL DSL FUEL TANK W/PUMP	\$184.00	\$93.00	\$53.00
2385	800-5011	ACCESSORY LUMBER/LADDER RACK F/PICKUP	\$165.00	\$55.00	\$18.00
2386	800-5310	ACCESSORY BOOM/BASKET PROTECTIVE SYSTEM	\$135.00	\$135.00	\$135.00
2387	801-1210	PUMP VAC ASSIST 4IN DSL	\$1,313.00	\$591.00	\$198.00
2388	801-1220	PUMP VAC ASSIST 4IN T4F DSL	\$1,313.00	\$591.00	\$198.00
2389	801-1230	PUMP VAC ASSIST 6IN DSL	\$1,496.00	\$650.00	\$248.00
2390	801-1240	PUMP VAC ASSIST 6IN T4F DSL	\$1,856.00	\$701.00	\$248.00
2391	801-1250	PUMP VAC ASSIST 6IN SUPER DSL	\$2,021.00	\$723.00	\$288.00
2392	801-1260	PUMP VAC ASSIST 6IN SUPER T4F DSL	\$2,200.00	\$765.00	\$305.00
2393	801-1270	PUMP VAC ASSIST 8IN DSL	\$1,900.00	\$720.00	\$284.00
2394	801-1280	PUMP VAC ASSIST 8IN SUPER DSL	\$2,250.00	\$846.00	\$293.00
2395	801-1290	PUMP VAC ASSIST 12IN DSL	\$3,300.00	\$1,275.00	\$450.00
2396	801-1300	PUMP VAC ASSIST 12IN SUPER DSL	\$4,800.00	\$1,488.00	\$495.00
2397	801-1320	PUMP VAC ASSIST 14IN DSL	\$5,500.00	\$2,253.00	\$806.00
2398	801-1330	PUMP VAC ASSIST 18IN DSL	\$8,000.00	\$2,593.00	\$945.00
2399	802-1340	PUMP VAC ASSIST SND ATT 4IN DSL	\$1,445.00	\$608.00	\$203.00
2400	802-1345	PUMP VAC ASSIST SND ATT 4IN DSL T4F	\$1,695.00	\$735.00	\$240.00

**EXHIBIT A.1**  
**PRICING SCHEDULE - OMNIA GOLD**

	<b>CAT CLASS</b>	<b>DESCRIPTION</b>	<b>MONTH</b>	<b>WEEK</b>	<b>DAY</b>
2401	802-1350	PUMP VAC ASSIST SND ATT 6IN DSL	\$1,900.00	\$705.00	\$279.00
2402	802-1355	PUMP VAC ASSIST SND ATT 6IN DSL T4F	\$2,095.00	\$795.00	\$310.00
2403	802-1360	PUMP VAC ASSIST SND ATT 8IN DSL	\$2,460.00	\$914.00	\$315.00
2404	802-1361	PUMP VAC ASSIST SND ATT 8IN DSL SKID	\$2,460.00	\$914.00	\$315.00
2405	802-1370	PUMP VAC ASSIST SND ATT 12IN DSL	\$4,200.00	\$1,615.00	\$585.00
2406	802-1371	PUMP VAC ASSIST SND ATT 12IN DSL SKID	\$4,200.00	\$1,615.00	\$585.00
2407	802-1380	PUMP VAC ASSIST SND ATT 14IN DSL	\$8,640.00	\$3,060.00	\$1,080.00
2408	802-1385	PUMP VAC ASSIST SND ATT CHOP 4IN DSL	\$1,580.00	\$660.00	\$250.00
2409	802-1390	PUMP VAC ASSIST SND ATT CHOP 6IN DSL	\$2,438.00	\$918.00	\$324.00
2410	803-1400	PUMP VAC ASSIST SS 4IN DSL	\$1,500.00	\$616.00	\$212.00
2411	803-1410	PUMP VAC ASSIST SS 6IN DSL	\$2,700.00	\$978.00	\$315.00
2412	803-1420	PUMP VAC ASSIST SS 6IN T4F DSL	\$3,600.00	\$1,275.00	\$450.00
<b>2413</b>	<b>803-1430</b>	<b>PUMP VAC ASSIST SS 6IN SUPER DSL</b>	<b>\$3,240.00</b>	<b>\$1,058.00</b>	<b>\$356.00</b>
2414	803-1440	PUMP VAC ASSIST SS 8IN SUPER DSL	\$2,300.00	\$895.00	\$311.00
2415	804-1450	PUMP VAC ASSIST HIGH HEAD 4X3IN DSL	\$2,400.00	\$920.00	\$302.00
2416	804-1460	PUMP VAC ASSIST HIGH HEAD 5X3IN DSL	\$1,850.00	\$655.00	\$225.00
2417	804-1470	PUMP VAC ASSIST HIGH HEAD 6X3IN DSL	\$3,200.00	\$1,088.00	\$383.00
<b>2418</b>	<b>804-1475</b>	<b>PUMP VAC ASSIST HIGH HEAD 6X3IN T4F DSL</b>	<b>\$4,478.00</b>	<b>\$1,364.00</b>	<b>\$461.00</b>
<b>2419</b>	<b>804-1477</b>	<b>PUMP VAC ASSIST HIGHHEAD 6X3IN 125HP</b>	<b>\$3,068.00</b>	<b>\$991.00</b>	<b>\$364.00</b>
2420	804-1480	PUMP VAC ASSIST HIGH HEAD 6X4IN DSL	\$3,776.00	\$1,365.00	\$468.00
<b>2421</b>	<b>804-1490</b>	<b>PUMP VAC ASSIST HIGH HEAD 6X4IN T4F DSL</b>	<b>\$4,658.00</b>	<b>\$1,553.00</b>	<b>\$546.00</b>
2422	804-1500	PUMP VAC ASSIST HHEAD SO ATTN 6X4IN DSL	\$3,200.00	\$1,190.00	\$405.00
2423	804-1520	PUMP VAC ASSIST HIGH HEAD 8X6IN DSL	\$5,432.00	\$2,135.00	\$765.00
2424	804-1530	PUMP VAC ASSIST HHEAD VN PRI 10X6IN DSL	\$2,955.00	\$1,050.00	\$383.00
2425	804-1540	PUMP VAC ASSIST HIGH HEAD 10X8IN DSL	\$7,464.00	\$2,550.00	\$896.00
2426	804-1550	PUMP VAC ASSIST MEDIUM HEAD 10X8IN DSL	\$3,800.00	\$1,913.00	\$540.00
2427	804-1560	PUMP VAC ASSIST SS HIGH HEAD 6X3IN DSL	\$4,200.00	\$1,530.00	\$540.00
2428	804-1570	PUMP VAC ASSIST SS HIGH HEAD 10X8IN DSL	\$5,995.00	\$1,995.00	\$750.00
2429	804-1575	PUMP VAC ASSIST SS MED HEAD 10X8IN DSL	\$4,200.00	\$1,488.00	\$610.00
2430	804-1580	PUMP VAC ASSIST MHEAD SO ATTN 10X8IN DSL	\$5,000.00	\$1,310.00	\$428.00
2431	804-1590	PUMP VAC ASSIST HHEAD 600HP 8X6IN DSL	\$7,200.00	\$2,550.00	\$990.00
2432	804-1600	PUMP VAC ASSIST HHEAD 600HP 10X8IN DSL	\$7,996.00	\$2,930.00	\$1,080.00
2433	804-1700	PUMP VAC ASSIST TRASH 6IN T4F DSL	\$1,856.00	\$720.00	\$261.00
2434	805-1600	PUMP CENTRIFUGAL 3IN DSL	\$659.00	\$234.00	\$86.00
2435	805-1610	PUMP CENTRIFUGAL WET PRIME 4IN DSL	\$1,118.00	\$370.00	\$122.00
<b>2436</b>	<b>805-1620</b>	<b>PUMP TRASH 6IN TOWABLE DSL</b>	<b>\$2,952.00</b>	<b>\$963.00</b>	<b>\$314.00</b>
<b>2437</b>	<b>806-1620</b>	<b>WEIR TANK SAND SEPARATOR 500GAL MAX FLOW</b>	<b>\$405.00</b>	<b>\$135.00</b>	<b>\$48.00</b>
<b>2438</b>	<b>806-1650</b>	<b>PUMP WELL POINT PISTON SO ATTN 6IN DSL</b>	<b>\$1,620.00</b>	<b>\$540.00</b>	<b>\$190.00</b>
2439	806-1670	PUMP WELL POINT ROTARY SO ATTN 6IN DSL	\$1,676.00	\$590.00	\$203.00
<b>2440</b>	<b>806-1675</b>	<b>PUMP WELL POINT ROTARY 8IN DSL</b>	<b>\$1,916.00</b>	<b>\$655.00</b>	<b>\$225.00</b>
2441	806-1680	PUMP WELL POINT ROTARY SO ATTN 8IN DSL	\$1,916.00	\$655.00	\$225.00
<b>2442</b>	<b>806-1682</b>	<b>PUMP WELL POINT PISTON SO ATTN 8IN DSL</b>	<b>\$3,780.00</b>	<b>\$1,350.00</b>	<b>\$523.00</b>
2443	806-1690	PUMP WELL POINT ROTARY 12IN DSL	\$2,112.00	\$780.00	\$270.00
2444	806-1700	PUMP WELL POINT ROTARY SO ATTN 12IN DSL	\$2,920.00	\$1,037.00	\$329.00
2445	807-1710	PUMP DIAPHRAGM 4IN DSL	\$800.00	\$330.00	\$113.00
<b>2446</b>	<b>808-1720</b>	<b>PUMP TRASH 2IN ELEC</b>	<b>\$1,436.00</b>	<b>\$504.00</b>	<b>\$176.00</b>
<b>2447</b>	<b>808-1730</b>	<b>PUMP CENTRIFUGAL 2IN ELEC</b>	<b>\$1,395.00</b>	<b>\$473.00</b>	<b>\$176.00</b>
2448	808-1750	PUMP VAC ASSIST 4IN ELEC	\$900.00	\$298.00	\$113.00
2449	808-1760	PUMP VAC ASSIST VARIABLE SPEED 4IN ELEC	\$1,700.00	\$638.00	\$248.00
2450	808-1770	PUMP VAC ASSIST 6IN ELEC	\$1,700.00	\$695.00	\$261.00



**EXHIBIT A.1**  
**PRICING SCHEDULE - OMNIA GOLD**

	<b>CAT CLASS</b>	<b>DESCRIPTION</b>	<b>MONTH</b>	<b>WEEK</b>	<b>DAY</b>
2451	808-1780	PUMP VAC ASSIST 8IN ELEC	\$2,500.00	\$914.00	\$315.00
2452	808-1800	PUMP VAC ASSIST HIGH HEAD 6X3IN ELEC	\$4,100.00	\$1,450.00	\$500.00
2453	809-1820	PUMP SUBMERSIBLE 3/4IN ELEC	\$124.00	\$68.00	\$32.00
2454	809-1830	PUMP SUBMERSIBLE 1IN ELEC	\$124.00	\$68.00	\$32.00
<b>2455</b>	<b>809-1840</b>	<b>PUMP HYD SHORING 12 GAL ELEC</b>	<b>\$360.00</b>	<b>\$122.00</b>	<b>\$43.00</b>
2456	809-1860	PUMP SUBMERSIBLE 2IN ELEC	\$371.00	\$153.00	\$54.00
2457	809-1865	PUMP SUBMERSIBLE 2IN LOW LEVEL ELEC	\$371.00	\$153.00	\$54.00
2458	809-1870	PUMP SUBMERSIBLE SEWAGE 1HP 2IN ELEC	\$431.00	\$191.00	\$63.00
2459	809-1880	PUMP SUBMERSIBLE 3IN ELEC	\$431.00	\$183.00	\$80.00
2460	809-1890	PUMP SUBMERSIBLE 3HP 3IN ELEC	\$431.00	\$183.00	\$80.00
2461	809-1900	PUMP SUBMERSIBLE HV 1HP 3PH 2IN ELEC	\$225.00	\$81.00	\$32.00
2462	809-1910	PUMP SUBMERSIBLE 2HP 3PH 460V 2IN ELEC	\$281.00	\$106.00	\$41.00
<b>2463</b>	<b>809-1920</b>	<b>PUMP SUBMERSIBLE HV 3HP 3PH 2IN ELEC</b>	<b>\$585.00</b>	<b>\$203.00</b>	<b>\$71.00</b>
2464	809-1930	PUMP SUBMERSIBLE HHEAD 4HP 3PH 2IN ELEC	\$675.00	\$255.00	\$105.00
2465	809-1940	PUMP SUBMERSIBLE SEWAGE CUT 15HP 3IN ELE	\$495.00	\$187.00	\$63.00
2466	809-1960	PUMP SUBMERSIBLE HIGH HEAD 15HP 3IN ELEC	\$1,121.00	\$425.00	\$175.00
2467	809-1980	PUMP SUBMERSIBLE HIGH HEAD 6HP 3IN ELEC	\$746.00	\$319.00	\$104.00
2468	809-1990	PUMP SUBMERSIBLE HV 7.5HP 3PH 3IN ELEC	\$900.00	\$345.00	\$120.00
2469	809-2000	PUMP SUBMERSIBLE HV 2HP 3PH 3IN ELEC	\$450.00	\$179.00	\$63.00
2470	809-2020	PUMP SUBMERSIBLE HV 5HP 3PH 3IN ELEC	\$525.00	\$200.00	\$72.00
2471	809-2030	PUMP SUBMERSIBLE SEWAGE 3HP 3PH 4IN ELEC	\$581.00	\$225.00	\$81.00
2472	809-2040	PUMP SUBMERSIBLE SEWAGE CUT 5HP 4IN ELEC	\$863.00	\$319.00	\$120.00
2473	809-2050	PUMP SUBMERSIBLE SEWAGE 10HP 4IN ELEC	\$1,024.00	\$383.00	\$135.00
2474	809-2060	PUMP SUBMERSIBLE HIGH HEAD 15HP 4IN ELEC	\$1,121.00	\$438.00	\$175.00
2475	809-2070	PUMP SUBMERSIBLE SEW CUT 20HP 4IN ELEC	\$1,350.00	\$510.00	\$200.00
2476	809-2080	PUMP SUBMERSIBLE SEWAGE 20HP 4IN ELEC	\$1,350.00	\$510.00	\$189.00
2477	809-2100	PUMP SUBMERSIBLE SEWAGE 30HP 4IN ELEC	\$1,350.00	\$536.00	\$189.00
2478	809-2110	PUMP SUBMERSIBLE HIGH HEAD 40HP 4IN ELEC	\$2,126.00	\$786.00	\$293.00
2479	809-2120	PUMP SUBMERSIBLE 4IN ELEC	\$694.00	\$276.00	\$113.00
2480	809-2130	PUMP SUBMERSIBLE SUPER 4IN ELEC	\$694.00	\$276.00	\$113.00
2481	809-2150	PUMP SUBMERSIBLE SEW 10HP 3PH 6IN ELEC	\$1,485.00	\$561.00	\$198.00
2482	809-2170	PUMP SUBMERSIBLE HV 10HP 3PH 6IN ELEC	\$1,300.00	\$435.00	\$155.00
2483	809-2180	PUMP SUBMERSIBLE SEWAGE 50HP 6IN ELEC	\$1,650.00	\$638.00	\$270.00
2484	809-2190	PUMP SUBMERSIBLE HV 15HP 3PH 6IN ELEC	\$1,600.00	\$570.00	\$175.00
2485	809-2200	PUMP SUBMERSIBLE HV 20HP 3PH 6IN ELEC	\$1,600.00	\$570.00	\$200.00
2486	809-2220	PUMP SUBMERSIBLE 6IN ELEC	\$1,200.00	\$489.00	\$203.00
2487	809-2230	PUMP SUBMERSIBLE 8IN ELEC	\$2,175.00	\$893.00	\$405.00
2488	809-2240	PUMP SUBMERSIBLE 10IN ELEC	\$3,375.00	\$1,275.00	\$450.00
2489	810-1100	PUMP DOUBLED 1 1/2 IN AIR	\$563.00	\$298.00	\$104.00
2490	810-1110	PUMP DOUBLED 2 IN AIR	\$563.00	\$298.00	\$104.00
2491	810-1120	PUMP DOUBLED 3 IN AIR	\$563.00	\$298.00	\$104.00
2492	811-2260	PUMP SUBMERSIBLE 3IN HYD	\$746.00	\$230.00	\$99.00
2493	811-2270	PUMP SUBMERSIBLE SS 4IN HYD	\$746.00	\$230.00	\$99.00
2494	811-2280	PUMP SUBMERSIBLE 4IN HYD	\$746.00	\$230.00	\$99.00
2495	811-2300	PUMP SUBMERSIBLE SS 6IN HYD	\$900.00	\$315.00	\$108.00
2496	811-2310	PUMP SUBMERSIBLE 6IN HYD	\$900.00	\$315.00	\$108.00
2497	811-2320	PUMP SUBMERSIBLE 8IN HYD	\$900.00	\$315.00	\$113.00
2498	811-2330	PUMP SUBMERSIBLE SS 12IN HYD	\$971.00	\$361.00	\$135.00
<b>2499</b>	<b>811-2340</b>	<b>PUMP SUBMERSIBLE 12IN HYD</b>	<b>\$971.00</b>	<b>\$361.00</b>	<b>\$135.00</b>
2500	812-2355	PUMP DIAPHRAGM 1IN	\$510.00	\$187.00	\$77.00

**EXHIBIT A.1**  
**PRICING SCHEDULE - OMNIA GOLD**

	<b>CAT CLASS</b>	<b>DESCRIPTION</b>	<b>MONTH</b>	<b>WEEK</b>	<b>DAY</b>
2501	812-2360	PUMP DIAPHRAGM POLYPROPYLENE 1IN	\$420.00	\$145.00	\$63.00
2502	812-2370	PUMP DIAPHRAGM ALUM/CAST IRON 1IN	\$319.00	\$128.00	\$45.00
2503	812-2390	PUMP DIAPHRAGM POLYPROPYLENE 2IN	\$1,013.00	\$502.00	\$176.00
2504	812-2400	PUMP DIAPHRAGM SS 2IN	\$1,013.00	\$502.00	\$176.00
2505	812-2410	PUMP DIAPHRAGM ALUMINUM 2IN	\$338.00	\$191.00	\$72.00
2506	812-2415	PUMP DIAPHRAGM 3IN	\$525.00	\$230.00	\$86.00
2507	812-2430	PUMP DIAPHRAGM POLYPROPYLENE 3IN	\$1,260.00	\$616.00	\$198.00
2508	812-2440	PUMP DIAPHRAGM SS 3IN	\$1,260.00	\$616.00	\$198.00
2509	812-2450	PUMP DIAPHRAGM ALUMINUM 3IN	\$525.00	\$230.00	\$86.00
2510	813-2450	PUMP BOOSTER 7.5HP 2IN ELEC	\$596.00	\$234.00	\$86.00
2511	813-2460	PUMP BOOSTER 20HP 1-1/2IN ELEC	\$896.00	\$336.00	\$117.00
2512	813-2470	PUMP BOOSTER 15HP 2IN ELEC	\$956.00	\$361.00	\$126.00
2513	813-2500	PUMP BOOSTER 20HP 3IN ELEC	\$1,050.00	\$404.00	\$144.00
2514	813-2510	PUMP BOOSTER 30HP 3IN ELEC	\$1,125.00	\$446.00	\$162.00
2515	813-2520	PUMP BOOSTER 4IN ELEC	\$1,500.00	\$600.00	\$225.00
2516	813-2530	PUMP BOOSTER SEWAGE 50HP ELEC	\$2,835.00	\$1,071.00	\$378.00
2517	813-2540	PUMP SUBMERSIBLE SEWAGE 7.5HP	\$1,024.00	\$383.00	\$135.00
2518	813-2550	PUMP BOOSTER 5HP ELEC	\$596.00	\$234.00	\$86.00
2519	813-2560	PUMP BOOSTER 60HP 480V 2X4X9.5IN ELEC	\$1,800.00	\$701.00	\$266.00
<b>2520</b>	<b>813-2570</b>	<b>PUMP BOOSTER 50HP 460V 2X4X9.5IN ELEC</b>	<b>\$1,800.00</b>	<b>\$701.00</b>	<b>\$266.00</b>
2521	813-2590	PUMP BOOSTER SYSTEM VFD 460V	\$1,275.00	\$361.00	\$131.00
2522	813-2600	PUMP AGRICULTURE DRY PRIME 8X6 DSL	\$1,575.00	\$531.00	\$203.00
2523	813-2650	PUMP BOOSTER MED HEAD 4X4IN DSL	\$1,250.00	\$459.00	\$162.00
2524	813-2670	PUMP BOOSTER MED HEAD 6X4IN DSL	\$1,575.00	\$531.00	\$203.00
2525	814-1000	PUMP HYDRAULIC 10000 PSI FOR TOOLS AIR	\$1,145.00	\$434.00	\$113.00
2526	814-1002	PUMP HYDRAULIC 10000 PSI FOR TOOLS ELEC	\$1,145.00	\$434.00	\$113.00
2527	814-1005	PUMP HYDRAULIC SPLIT FLOW FOR LIFTING	\$1,200.00	\$340.00	\$113.00
2528	814-1050	GAUGE 1/4IN NPT 10000PSI LIQUID FILLED	\$32.00	\$10.00	\$5.00
2529	814-2610	POWER UNIT 10-14 HP HYD	\$1,220.00	\$446.00	\$120.00
2530	814-2620	POWER UNIT 15-20HP HYD	\$1,440.00	\$468.00	\$171.00
2531	814-2630	POWER UNIT 65HP HYD	\$2,080.00	\$680.00	\$285.00
2532	814-2633	POWER UNIT 68HP T4F HYD	\$2,400.00	\$765.00	\$293.00
2533	814-2640	POWER UNIT 162HP HYD	\$2,400.00	\$765.00	\$293.00
2534	814-2650	SLUDGEMASTER HYD	\$7,900.00	\$2,678.00	\$945.00
<b>2535</b>	<b>816-2680</b>	<b>PUMP FLOWMETER 10IN</b>	<b>\$553.00</b>	<b>\$204.00</b>	<b>\$72.00</b>
2536	816-2682	PUMP FLOWMETER 12IN	\$553.00	\$204.00	\$72.00
2537	816-2688	PUMP FLOWMETER 18 IN	\$553.00	\$204.00	\$72.00
2538	816-2700	PUMP FLOWMETER 3IN	\$255.00	\$85.00	\$27.00
2539	816-2710	PUMP FLOWMETER 4IN	\$332.00	\$111.00	\$36.00
2540	816-2720	PUMP FLOWMETER 6IN	\$383.00	\$128.00	\$45.00
2541	816-2730	PUMP FLOWMETER 8IN	\$489.00	\$166.00	\$59.00
2542	816-2740	FLOW METER	\$115.00	\$38.00	\$14.00
2543	817-2750	PIPE MANIFOLD 12IN	\$553.00	\$276.00	\$135.00
2544	817-2760	PIPE MANIFOLD 18IN	\$638.00	\$315.00	\$153.00
2545	818-2810	PIPE PLUG MUNI 15-30IN	\$1,020.00	\$468.00	\$135.00
2546	818-2830	PIPE PLUG MUNI 24-48IN	\$1,921.00	\$638.00	\$225.00
2547	819-2850	HOSE ROAD CROSSING RAMP	\$765.00	\$293.00	\$113.00
2548	820-2860	ROAD CROSSING LAY FLAT 12IN	\$680.00	\$268.00	\$104.00
2549	820-2870	ROAD CROSSING PUMP DIVISION 12IN	\$638.00	\$191.00	\$99.00
2550	820-2880	ROAD CROSSING PUMP DIVISION 8IN	\$553.00	\$170.00	\$86.00

**EXHIBIT A.1  
PRICING SCHEDULE - OMNIA GOLD**

	<b>CAT CLASS</b>	<b>DESCRIPTION</b>	<b>MONTH</b>	<b>WEEK</b>	<b>DAY</b>
2551	820-2890	ROAD CROSSING PUMP DIVISION DB WIDE 12IN	\$1,075.00	\$383.00	\$122.00
2552	820-2900	ROAD CROSSING PUMP DIVISION 6IN	\$550.00	\$145.00	\$68.00
<b>2553</b>	<b>821-2910</b>	<b>PUMP HEAD PONTOON HDPE 12IN HYD</b>	<b>\$473.00</b>	<b>\$266.00</b>	<b>\$100.00</b>
2554	821-2920	PONTOON FLOAT SUBMERSIBLE STEEL 12IN	\$213.00	\$106.00	\$54.00
<b>2555</b>	<b>821-2930</b>	<b>TANK WATER 10000 GAL</b>	<b>\$2,430.00</b>	<b>\$810.00</b>	<b>\$285.00</b>
<b>2556</b>	<b>821-2935</b>	<b>TANK BLADDER 317 GAL 250 PSI</b>	<b>\$720.00</b>	<b>\$315.00</b>	<b>\$143.00</b>
2557	821-2950	PUMP DIVISION ENGINE 6 CYL DEUTZ	\$3,200.00	\$1,169.00	\$383.00
2558	821-2970	PUMP SEALED PRIME HIGH HEAD 5X4 DSL	\$4,800.00	\$1,743.00	\$585.00
<b>2559</b>	<b>821-2980</b>	<b>PUMP BOOSTER 125HP 460V ELEC</b>	<b>\$5,130.00</b>	<b>\$1,778.00</b>	<b>\$665.00</b>
2560	821-2990	VFD PANEL 5HP	\$608.00	\$221.00	\$81.00
<b>2561</b>	<b>821-3020</b>	<b>FUSION MACHINE 2 - 8 IN</b>	<b>\$1,995.00</b>	<b>\$630.00</b>	<b>\$238.00</b>
<b>2562</b>	<b>821-3030</b>	<b>FUSION MACHINE 6 - 18 IN</b>	<b>\$8,070.00</b>	<b>\$2,760.00</b>	<b>\$981.00</b>
<b>2563</b>	<b>821-3055</b>	<b>PUMP MONITOR KIT MODEM W/SOLAR PANELS</b>	<b>\$189.00</b>	<b>\$91.00</b>	<b>\$48.00</b>
<b>2564</b>	<b>821-3105</b>	<b>DATA LOGGER FOR FUSION MACHINE</b>	<b>\$1,080.00</b>	<b>\$360.00</b>	<b>\$190.00</b>
2565	902-1100	POINT F/TE-S DEMO HAMMER	\$63.00	\$21.00	\$7.00
2566	902-1105	NARROW CHISEL F/TE-S DEMO HAMMER	\$63.00	\$21.00	\$7.00
2567	902-1110	WIDE CHISEL F/TE-S DEMO HAMMER	\$79.00	\$27.00	\$9.00
2568	902-1140	FLEX BLADE HOLDER F/TE-S HAMMER	\$199.00	\$67.00	\$23.00
2569	902-5100	POINT F/BREAKER 1 SHANK	\$62.00	\$21.00	\$7.00
2570	902-5105	NARROW CHISEL F/BREAKER 1 SHANK	\$62.00	\$21.00	\$7.00
2571	902-5110	WIDE CHISEL F/BREAKER 1 SHANK	\$78.00	\$26.00	\$9.00
2572	902-5125	CLAY SPADE F/BREAKER 1 SHANK	\$79.00	\$27.00	\$9.00
2573	902-5200	POINT F/BREAKER 1-1/8 SHANK	\$78.00	\$26.00	\$9.00
2574	902-5205	NARROW CHISEL F/BREAKER 1-1/8 SHANK	\$78.00	\$26.00	\$9.00
2575	902-5210	WIDE CHISEL F/BREAKER 1-1/8 SHANK	\$78.00	\$26.00	\$9.00
2576	902-5215	ASPHALT CUTTER F/BREAKER 1-1/8 SHANK	\$94.00	\$32.00	\$11.00
2577	902-5225	CLAY SPADE F/BREAKER 1-1/8 SHANK	\$95.00	\$32.00	\$11.00
2578	902-5300	POINT F/BREAKER 1-1/4 SHANK	\$78.00	\$26.00	\$9.00
2579	902-5305	NARROW CHISEL F/BREAKER 1-1/4 SHANK	\$78.00	\$26.00	\$9.00
2580	902-5400	MOIL POINT F/RCS CHIPPER	\$62.00	\$21.00	\$7.00
2581	902-5405	NARROW CHISEL F/RCS CHIPPER	\$62.00	\$21.00	\$7.00
2582	902-5430	BUSHING TOOL F/RCS CHIPPER	\$125.00	\$42.00	\$14.00
2583	902-5505	NARROW CHISEL F/OCRS CHIPPER	\$65.00	\$22.00	\$7.00
2584	902-5850	POINT F/JUMBO RIVET BUSTER	\$63.00	\$21.00	\$7.00
2585	902-5855	CHISEL F/JUMBO RIVET BUSTER	\$63.00	\$21.00	\$7.00
2586	902-6100	EACH CARBIDE SLIDE ON STRIPSERT LT	\$156.00	\$53.00	\$18.00
2587	902-6102	EACH CARBIDE SLIDE ON STRIPSERT RT	\$156.00	\$53.00	\$18.00
2588	902-6135	EACH DYMADOT DBL GRIND DOT PAD GRY 30GR	\$156.00	\$52.00	\$18.00
2589	902-6170	EACH DYMASEG GRIND SEG GRY 18GR	\$156.00	\$52.00	\$18.00
2590	902-6229	DIAMOND INSERTS F/FLOOR GRINDER	\$750.00	\$300.00	\$125.00
2591	902-6243	CARBIDE GRINDING HEAD 17	\$704.00	\$234.00	\$78.00
2592	902-6500	PRESSURE WASHER HOSE 3/8X50	\$34.00	\$12.00	\$4.00
2593	902-6508	TELESCOPING WASHER WAND TO 12 FT	\$160.00	\$55.00	\$20.00
2594	902-6517	COLD WATER PRESSURE WASHER GUN / WAND	\$49.00	\$16.00	\$5.00
2595	902-6533	ROTARY SURFACE CLEANER 18-20 W/O WHLS	\$275.00	\$93.00	\$32.00
2596	903-1000	DIAMOND HI SPD BLADE CONCRETE 12-16	\$197.00	\$66.00	\$23.00
2597	903-1010	DIAMOND HI SPD BLADE ASPHALT 12-16	\$197.00	\$66.00	\$23.00
2598	903-1050	DIAMOND ROAD SAW BLD CONCRETE 14-16	\$446.00	\$149.00	\$50.00
2599	903-1060	DIAMOND ROAD SAW BLD ASPHALT 14-16	\$437.00	\$148.00	\$50.00
2600	903-1070	DIAMOND ROAD SAW BLD CONCRETE 18-22	\$786.00	\$265.00	\$89.00

**EXHIBIT A.1**  
**PRICING SCHEDULE - OMNIA GOLD**

	<b>CAT CLASS</b>	<b>DESCRIPTION</b>	<b>MONTH</b>	<b>WEEK</b>	<b>DAY</b>
2601	903-1080	DIAMOND ROAD SAW BLD ASPHALT 18-22	\$786.00	\$265.00	\$89.00
2602	903-1090	DIAMOND ROAD SAW BLD CONCRETE 24-28	\$1,184.00	\$400.00	\$135.00
2603	903-1100	DIAMOND ROAD SAW BLD ASPHALT 24-28	\$1,215.00	\$405.00	\$135.00
2604	903-1110	DIAMOND ROAD SAW BLD CONCRETE 30-36	\$1,592.00	\$541.00	\$184.00
2605	903-1120	DIAMOND ROAD SAW BLD ASPHALT 30-36	\$1,592.00	\$541.00	\$184.00
2606	903-2070	DIAMOND CORE BIT 2	\$198.00	\$67.00	\$23.00
2607	903-2080	DIAMOND CORE BIT 2-1/2	\$198.00	\$67.00	\$23.00
2608	903-2085	DIAMOND CORE BIT 3	\$238.00	\$81.00	\$27.00
2609	903-2090	DIAMOND CORE BIT 3-1/2	\$239.00	\$81.00	\$28.00
2610	903-2095	DIAMOND CORE BIT 4	\$279.00	\$95.00	\$32.00
2611	903-2100	DIAMOND CORE BIT 4-1/2	\$280.00	\$96.00	\$33.00
2612	903-2110	DIAMOND CORE BIT 5	\$320.00	\$109.00	\$37.00
2613	903-2125	DIAMOND CORE BIT 6	\$476.00	\$162.00	\$55.00
2614	903-2150	DIAMOND CORE BIT 8	\$753.00	\$255.00	\$87.00
2615	903-2170	DIAMOND CORE BIT 10	\$1,025.00	\$347.00	\$117.00
2616	903-2180	DIAMOND CORE BIT 12	\$1,417.00	\$478.00	\$161.00
2617	904-0010	SKIDSTEER AUGER EXTENSION 24	\$177.00	\$63.00	\$21.00
2618	904-0020	SKIDSTEER AUGER EXTENSION 36	\$243.00	\$79.00	\$21.00
2619	904-0030	SKIDSTEER AUGER EXTENSION 48	\$228.00	\$82.00	\$23.00
2620	904-1015	SKIDSTEER AUGER BIT 6	\$279.00	\$113.00	\$33.00
2621	904-1025	SKIDSTEER AUGER BIT 9	\$235.00	\$108.00	\$30.00
2622	904-1035	SKIDSTEER AUGER BIT 12	\$263.00	\$126.00	\$35.00
2623	904-1050	SKIDSTEER AUGER BIT 16	\$218.00	\$84.00	\$26.00
2624	904-1055	SKIDSTEER AUGER BIT 18	\$292.00	\$140.00	\$39.00
2625	904-1065	SKIDSTEER AUGER BIT 24	\$337.00	\$143.00	\$45.00
2626	904-1070	SKIDSTEER AUGER BIT 30	\$383.00	\$167.00	\$51.00
2627	904-1075	SKIDSTEER AUGER BIT 36	\$477.00	\$201.00	\$64.00
2628	911-3325	JOHNSON BAR WHEELED PRY	\$100.00	\$40.00	\$15.00
2629	911-4631	PIPE MOUNTING CLAMP F/HACKSAW 4-12 PIPE	\$575.00	\$149.00	\$38.00
2630	911-6600	PUSH/PULL LAWN ROLLER 24	\$77.00	\$38.00	\$17.00
2631	911-8188	MANUAL REBAR CUTTER / BENDER 5/8 CAP	\$243.00	\$81.00	\$27.00
2632	912-0200	UNIV DIE HEAD F/535 & 300 1/8-2 RH NPT	\$97.00	\$32.00	\$11.00
2633	912-1500	ADJ PIPE STAND W/ V-HEAD	\$110.00	\$35.00	\$10.00
2634	912-1510	PIPE DOLLY	\$361.00	\$136.00	\$53.00
2635	912-1520	TRISTAND PIPE VISE	\$162.00	\$54.00	\$18.00
2636	912-3110	CABLE ROLLER FOR RIGTTIGHT SYSTEM	\$28.00	\$11.00	\$5.00
2637	912-3200	STRAIGHT CABLE ROLLER F/12-18 TRAY	\$21.00	\$9.00	\$3.00
2638	912-3202	STRAIGHT CABLE ROLLER F/20-24 TRAY	\$21.00	\$9.00	\$3.00
2639	912-3204	STRAIGHT CABLE ROLLER F/24-30 TRAY	\$60.00	\$28.00	\$13.00
2640	912-3206	STRAIGHT CABLE ROLLER F/30-36 TRAY	\$60.00	\$28.00	\$13.00
2641	912-3212	RADIUS CABLE ROLLER F/20-24 TRAY	\$21.00	\$9.00	\$3.00
2642	912-3214	RADIUS CABLE ROLLER F/24-30 TRAY	\$60.00	\$28.00	\$13.00
2643	912-3232	CONVEYOR PULLING SHEAVE W/8 ROLLERS 36	\$258.00	\$86.00	\$28.00
2644	912-3234	CONVEYOR PULLING SHEAVE W/10 ROLLER 48	\$175.00	\$58.00	\$18.00
2645	912-3246	TRAY SHEAVE 658 STYLE 12IN	\$68.00	\$23.00	\$8.00
2646	912-3248	TRIPLE SHEAVE CABLE GUIDE WITH HOOK	\$135.00	\$45.00	\$22.00
2647	912-4000	SKY WELDER, 280A	\$359.00	\$149.00	\$68.00
2648	912-4500	WELDING CABLE EXTENSION 1/0X50	\$74.00	\$34.00	\$15.00
2649	912-4503	WELDING CABLE EXTENSION 1/0X100	\$167.00	\$86.00	\$32.00
2650	912-4506	WELDING CABLE W/ GROUND CLAMP 1/0X50	\$63.00	\$28.00	\$12.00



**EXHIBIT A.1**  
**PRICING SCHEDULE - OMNIA GOLD**

	<b>CAT CLASS</b>	<b>DESCRIPTION</b>	<b>MONTH</b>	<b>WEEK</b>	<b>DAY</b>
2651	912-4509	WELDING CABLE W/ GROUND CLAMP 1/0X100	\$112.00	\$49.00	\$22.00
2652	912-4530	WELDING CABLE EXTENSION 2/0X50	\$68.00	\$30.00	\$14.00
2653	912-4533	WELDING CABLE EXTENSION 2/0X100	\$113.00	\$52.00	\$21.00
2654	912-4536	WELDING CABLE W/ GROUND CLAMP 2/0X50	\$65.00	\$30.00	\$14.00
2655	912-4542	WELDING CABLE WHIP W/GRND CLAMP 2/0	\$35.00	\$18.00	\$10.00
2656	912-4545	WELDING CABLE W/ ROD HOLDER 2/0X50	\$66.00	\$30.00	\$14.00
2657	912-4551	WELDING CABLE WHIP W/ROD HLDR 2/0	\$46.00	\$24.00	\$13.00
2658	912-4604	REMOTE OUTPUT CONTROL 14 PIN X 100	\$82.00	\$42.00	\$21.00
2659	912-4658	WELDER INVERTER CST RACK F/8 PACK	\$176.00	\$68.00	\$27.00
2660	912-5254	MANUAL FLANGE SPREADER 150# 2-20	\$70.00	\$25.00	\$10.00
2661	913-1006	CONTAINMENT BERM 4X4	\$100.00	\$35.00	\$15.00
2662	913-1012	CONTAINMENT BERM 6X6	\$275.00	\$100.00	\$40.00
2663	913-1015	CONTAINMENT BERM 6X8	\$275.00	\$100.00	\$40.00
2664	913-1016	CONTAINMENT BERM 6X10	\$275.00	\$100.00	\$40.00
2665	913-1018	CONTAINMENT BERM 6X14	\$275.00	\$100.00	\$40.00
2666	913-1021	CONTAINMENT BERM 7X11	\$275.00	\$100.00	\$40.00
2667	913-1022	CONTAINMENT BERM 7X14	\$275.00	\$100.00	\$40.00
2668	913-1023	CONTAINMENT BERM 7X13	\$275.00	\$100.00	\$40.00
2669	913-1024	CONTAINMENT BERM 8X8	\$300.00	\$110.00	\$45.00
2670	913-1027	CONTAINMENT BERM 8X10	\$300.00	\$110.00	\$45.00
2671	913-1030	CONTAINMENT BERM 8X12	\$300.00	\$110.00	\$45.00
2672	913-1031	CONTAINMENT BERM 8X14	\$300.00	\$110.00	\$45.00
2673	913-1033	CONTAINMENT BERM 8X16	\$300.00	\$110.00	\$45.00
2674	913-1036	CONTAINMENT BERM 9X12	\$300.00	\$110.00	\$45.00
2675	913-1037	CONTAINMENT BERM 9X18	\$300.00	\$110.00	\$45.00
2676	913-1039	CONTAINMENT BERM 10X10	\$450.00	\$165.00	\$65.00
2677	913-1042	CONTAINMENT BERM 10X12	\$450.00	\$165.00	\$65.00
2678	913-1045	CONTAINMENT BERM 10X14	\$450.00	\$165.00	\$65.00
2679	913-1048	CONTAINMENT BERM 10X20	\$450.00	\$165.00	\$65.00
2680	913-1051	CONTAINMENT BERM 12X12	\$450.00	\$165.00	\$65.00
2681	913-1054	CONTAINMENT BERM 12X16	\$450.00	\$165.00	\$65.00
2682	913-1057	CONTAINMENT BERM 12X20	\$600.00	\$220.00	\$90.00
2683	913-1060	CONTAINMENT BERM 12X25	\$600.00	\$220.00	\$90.00
2684	913-1065	CONTAINMENT BERM 12X36	\$750.00	\$280.00	\$110.00
2685	913-1068	CONTAINMENT BERM 12X50	\$750.00	\$280.00	\$110.00
2686	913-1508	DIESEL EXHST SCRUBBER 91HP AND ABOVE	\$389.00	\$182.00	\$71.00
2687	913-2208	TRUCK TOOLBOX FUEL TANK COMBO 70-100 GAL	\$113.00	\$97.00	\$88.00
2688	913-2236	FUEL TANK 500 GALLON	\$692.00	\$236.00	\$87.00
2689	913-2250	PROPANE TANK 5 GAL/20#	\$67.00	\$31.00	\$13.00
2690	913-2252	PROPANE TANK 7 GAL/30#	\$65.00	\$35.00	\$15.00
2691	913-2254	FORKLIFT PROPANE TANK 8 GAL/33#	\$80.00	\$39.00	\$13.00
2692	913-2256	PROPANE TANK 10 GAL/40#	\$89.00	\$44.00	\$18.00
2693	913-2260	PROPANE TANK 25 GAL/100#	\$89.00	\$44.00	\$13.00
2694	913-2512	WORKSTATION PORTABLE	\$321.00	\$112.00	\$25.00
2695	913-2550	TRUCK ACCESSORY/UTILITY RACK	\$115.00	\$49.00	\$23.00
2696	913-2560	PICK UP TRUCK CAP/COVER	\$128.00	\$54.00	\$28.00
2697	913-2630	HOSE & PIPE STORAGE RACK	\$98.00	\$41.00	\$18.00
2698	913-2700	GPS EQUIPPED BASIC SERVICE	\$87.00	\$29.00	\$19.00
2699	913-2720	PUMP MONITOR KIT: MODEM/SOLAR PANL	\$189.00	\$91.00	\$46.00
2700	913-3052	SAFETY HARNESS & LANYARD KIT	\$123.00	\$44.00	\$22.00

**EXHIBIT A.1**  
**PRICING SCHEDULE - OMNIA GOLD**

	<b>CAT CLASS</b>	<b>DESCRIPTION</b>	<b>MONTH</b>	<b>WEEK</b>	<b>DAY</b>
2701	913-3060	ZIP WALL PACKAGE 4X12 POLES/2 ZIPPER	\$70.00	\$35.00	\$20.00
2702	913-3070	EYEWASH STATION	\$356.00	\$122.00	\$41.00
2703	913-3415	TRAFFIC SIGN ROAD WORK AHEAD	\$111.00	\$55.00	\$19.00
2704	913-3478	TRAFFIC SIGN SIDEWALK CLOSED	\$131.00	\$66.00	\$22.00
2705	913-3703	REFL TRAFFIC BARRICADE W/O FLASHER 24	\$34.00	\$16.00	\$8.00
2706	913-3704	REFL TRAFFIC BARRICADE W/FLASHER 24	\$38.00	\$19.00	\$11.00
2707	913-3712	REFL TRAFFIC DELINEATOR W/BASE 42	\$22.00	\$11.00	\$5.00
2708	913-3747	TRAFFIC CONE	\$18.00	\$9.00	\$4.00
2709	913-3760	WATER FILLED TRAFFIC BARRICADE ORANGE	\$116.00	\$46.00	\$23.00
2710	913-3762	WATER FILLED TRAFFIC BARRICADE WHITE	\$93.00	\$32.00	\$11.00
2711	913-3766	WATER/CABLE TRAFFIC TL1/TL2 BARRICADE OR	\$116.00	\$46.00	\$23.00
2712	913-3767	WATER/CABLE TRAFFIC TL1/TL2 BARRICADE WH	\$160.00	\$55.00	\$25.00
2713	913-3770	PEDESTRIAN BARRICADE ADA ORG 72X38	\$80.00	\$25.00	\$10.00
2714	913-3771	PEDESTRIAN BARRICADE ADA WHT 72X38	\$80.00	\$25.00	\$10.00
2715	913-3780	WATER BARRICADE FENCE PANEL 4X6	\$50.00	\$20.00	\$5.00
2716	913-3782	WATER BARRICADE SINGLE GATE 6X6 COMPLETE	\$70.00	\$25.00	\$10.00
2717	913-3830	CROWD CONTROL BARRICADE 48X8	\$68.00	\$23.00	\$10.00
2718	913-3850	TOW BAR F/ARCHER VEHICLE BARRICADE	\$270.00	\$90.00	\$18.00
2719	913-3852	ARRESTOR CABLE F/ARCHER BARRIER 4	\$135.00	\$50.00	\$10.00
2720	913-3854	ARRESTOR CABLE F/ARCHER BARRIER 10	\$360.00	\$115.00	\$22.00
2721	913-3860	NOISE REDUCTION WALL PANEL 81X52IN	\$55.00	\$20.00	\$10.00
2722	913-4004	COMBINATION HITCH PINTLE & 2 BALL	\$77.00	\$37.00	\$13.00
2723	913-4006	COMBINATION HITCH PINTLE & 2-5/16 BALL	\$77.00	\$30.00	\$13.00
2724	913-4106	TIE DOWN BINDER CHAIN G7 3/8 10-16	\$57.00	\$24.00	\$10.00
2725	913-4110	TIE DOWN BINDER CHAIN G7 3/8X20	\$27.00	\$15.00	\$8.00
2726	913-4122	RATCHET LOAD BINDER F/3/8-1/2 CHAIN	\$38.00	\$19.00	\$9.00
2727	913-4502	ROAD PLATE 5X8	\$632.00	\$210.00	\$106.00
2728	913-4504	ROAD PLATE 5X10	\$363.00	\$136.00	\$52.00
2729	913-4508	ROAD PLATE 8X10	\$365.00	\$130.00	\$46.00
2730	913-4516	ROAD PLATE 8X20	\$697.00	\$252.00	\$101.00
2731	913-5130	LED AREA LIGHT W/TRIPOD	\$373.00	\$124.00	\$41.00
2732	913-5134	LED WORK LIGHT W/TRIPOD DUAL HEAD	\$167.00	\$81.00	\$41.00
2733	913-5152	EXP PRF LED AREA LIGHT 75W 120V	\$675.00	\$270.00	\$90.00
2734	913-5210	TEMPORARY LIGHT STRING 50	\$75.00	\$30.00	\$12.00
2735	913-5212	TEMPORARY LIGHT STRING 100	\$166.00	\$78.00	\$26.00
2736	913-6000	TEMPORARY WALL ACCESSORY CART	\$173.00	\$86.00	\$86.00
2737	913-6005	TEMPORARY WALL MOBILITY CART	\$120.00	\$60.00	\$60.00
2738	913-6010	TEMPORARY WALL RIGHT SIDE INTERFACE	\$68.00	\$34.00	\$34.00
2739	913-6015	TEMPORARY WALL LEFT SIDE INTERFACE	\$68.00	\$34.00	\$34.00
2740	913-6020	TEMPORARY WALL FLEXIBLE CORNER	\$53.00	\$26.00	\$26.00
2741	913-6025	TEMPORARY WALL FILLER PANEL KIT	\$38.00	\$19.00	\$19.00
2742	913-6035	HINGED DOOR MODULE 42 IN	\$374.00	\$188.00	\$188.00
2743	913-6040	SLIDING DOOR MODULE 42 IN	\$449.00	\$224.00	\$224.00
2744	913-6050	TEMPORARY WALL MODULE 12 IN	\$120.00	\$60.00	\$60.00
2745	913-6055	TEMPORARY WALL MODULE 18 IN	\$135.00	\$68.00	\$68.00
2746	913-6060	TEMPORARY WALL MODULE 24 IN	\$150.00	\$75.00	\$75.00
2747	913-6065	TEMPORARY WALL MODULE 32 IN	\$158.00	\$79.00	\$79.00
2748	913-6070	TEMPORARY WALL MODULE 42 IN	\$180.00	\$90.00	\$90.00
2749	913-6075	SINGLE ROOM PRESSURE MONITOR	\$209.00	\$105.00	\$105.00
2750	913-6080	NEGATIVE AIR MGMT PANEL 24 IN	\$195.00	\$98.00	\$98.00



**EXHIBIT A.1**  
**PRICING SCHEDULE - OMNIA GOLD**

	<b>CAT CLASS</b>	<b>DESCRIPTION</b>	<b>MONTH</b>	<b>WEEK</b>	<b>DAY</b>
2751	920-1003	INCREASER / REDUCER 3X2	\$34.00	\$14.00	\$7.00
2752	920-1009	INCREASER / REDUCER 4X3	\$63.00	\$23.00	\$10.00
2753	920-1024	INCREASER / REDUCER 6X3	\$144.00	\$49.00	\$17.00
2754	920-1027	INCREASER / REDUCER 6X4	\$165.00	\$56.00	\$19.00
2755	920-1039	INCREASER / REDUCER 8X6	\$31.00	\$26.00	\$23.00
2756	920-1054	INCREASER / REDUCER 10X8	\$153.00	\$55.00	\$19.00
2757	920-1066	INCREASER / REDUCER 12X6	\$188.00	\$63.00	\$57.00
2758	920-1069	INCREASER / REDUCER 12X8	\$209.00	\$70.00	\$24.00
2759	920-1072	INCREASER / REDUCER 12X10	\$208.00	\$69.00	\$24.00
2760	920-1095	INCREASER / REDUCER 14X12	\$70.00	\$24.00	\$8.00
2761	920-1115	INCREASER / REDUCER 16X12	\$342.00	\$119.00	\$41.00
2762	920-1130	INCREASER / REDUCER 18X12	\$107.00	\$37.00	\$18.00
2763	920-1159	INCREASER / REDUCER 20X18	\$291.00	\$98.00	\$33.00
2764	920-2018	PIPE 90 DEG ELL 4 IN BY VARIOUS OUTPUT	\$26.00	\$11.00	\$6.00
2765	920-2024	PIPE 90 DEG ELL 6 IN BY VARIOUS OUTPUT	\$42.00	\$18.00	\$10.00
2766	920-2028	PIPE 45 DEG ELL 8 IN BY VARIOUS OUTPUT	\$29.00	\$27.00	\$26.00
2767	920-2030	PIPE 90 DEG ELL 8 IN BY VARIOUS OUTPUT	\$98.00	\$43.00	\$25.00
2768	920-2036	PIPE 90 DEG ELL 10 IN BY VARIOUS OUTPUT	\$193.00	\$65.00	\$23.00
2769	920-2040	PIPE 45 DEG ELL 12 IN BY VARIOUS OUTPUT	\$94.00	\$78.00	\$73.00
2770	920-2042	PIPE 90 DEG ELL 12 IN BY VARIOUS OUTPUT	\$235.00	\$78.00	\$27.00
2771	920-2109	PIPE TEE 4 IN BY VARIOUS OUTPUT	\$99.00	\$34.00	\$13.00
2772	920-2112	PIPE TEE 6 IN BY VARIOUS OUTPUT	\$82.00	\$29.00	\$11.00
2773	920-2115	PIPE TEE 8 IN BY VARIOUS OUTPUT	\$106.00	\$35.00	\$13.00
2774	920-2121	PIPE TEE 12 IN BY VARIOUS OUTPUT	\$260.00	\$253.00	\$253.00
2775	920-2168	PIPE WYE 12 IN BY VARIOUS OUTPUT	\$140.00	\$53.00	\$22.00
2776	920-2334	PIPE ADAPTER 6 FLANGE X F NPT	\$116.00	\$39.00	\$14.00
2777	920-2340	PIPE ADAPTER 8 FLANGE X F BAUER	\$29.00	\$25.00	\$22.00
2778	920-2341	PIPE ADAPTER 8 FLANGE X M BAUER	\$30.00	\$26.00	\$23.00
2779	920-2772	PIPE ADAPTER 4 F CAM X F NPT TYPE D	\$37.00	\$14.00	\$6.00
2780	920-3309	SUCTION HOSE STRAINER 4	\$164.00	\$56.00	\$19.00
2781	920-3312	SUCTION HOSE STRAINER 6	\$64.00	\$35.00	\$21.00
2782	920-3315	SUCTION HOSE STRAINER 8	\$137.00	\$47.00	\$16.00
2783	920-3509	WATER PIPE / HOSE MANIFOLD 4	\$271.00	\$91.00	\$32.00
2784	920-3512	WATER PIPE / HOSE MANIFOLD 6	\$336.00	\$127.00	\$43.00
2785	920-3515	WATER PIPE / HOSE MANIFOLD 8	\$425.00	\$136.00	\$46.00
2786	920-3521	WATER PIPE / HOSE MANIFOLD 12	\$637.00	\$229.00	\$93.00
2787	920-3610	PUMP CONTROL PANEL AUTOMATIC	\$163.00	\$54.00	\$18.00
2788	920-3620	PUMP CONTROL PANEL MANUAL	\$113.00	\$38.00	\$14.00
2789	920-3640	WATER PUMP FLOAT SWITCH SINGLE	\$41.00	\$14.00	\$5.00
2790	920-3650	SUBMERSIBLE PUMP RAFT	\$341.00	\$111.00	\$38.00
2791	920-3680	MAGNETIC GPM FLOW METER INDICATOR/TOTAL	\$510.00	\$170.00	\$57.00
2792	920-4215	GATE VALVE 4	\$138.00	\$91.00	\$32.00
2793	920-4220	GATE VALVE 6	\$254.00	\$86.00	\$29.00
2794	920-4225	GATE VALVE 8	\$153.00	\$58.00	\$22.00
2795	920-4230	GATE VALVE 10	\$121.00	\$41.00	\$35.00
2796	920-4235	GATE VALVE 12	\$130.00	\$44.00	\$16.00
2797	920-4340	CHECK VALVE 8	\$77.00	\$26.00	\$9.00
2798	920-4406	FLANGED BLEEDER VALVE 6	\$56.00	\$24.00	\$14.00
2799	920-6003	KANAFLEX SUCTION HOSE CAM CPLNG 2X20	\$65.00	\$22.00	\$8.00
2800	920-6006	KANAFLEX SUCTION HOSE CAM CPLNG 3X20	\$82.00	\$28.00	\$10.00

**EXHIBIT A.1**  
**PRICING SCHEDULE - OMNIA GOLD**

	<b>CAT CLASS</b>	<b>DESCRIPTION</b>	<b>MONTH</b>	<b>WEEK</b>	<b>DAY</b>
2801	920-6009	KANAFLEX SUCTION HOSE CAM CPLNG 4X20	\$114.00	\$39.00	\$13.00
2802	920-6011	KANAFLEX SUCTION HOSE CAM CPLNG 6X10	\$176.00	\$63.00	\$23.00
2803	920-6012	KANAFLEX SUCTION HOSE CAM CPLNG 6X20	\$285.00	\$108.00	\$43.00
2804	920-6014	KANAFLEX SUCTION HOSE CAM CPLNG 8X10	\$320.00	\$106.00	\$37.00
2805	920-6015	KANAFLEX SUCTION HOSE CAM CPLNG 8X20	\$485.00	\$170.00	\$55.00
2806	920-6029	KANAFLEX SUCTION HOSE BAUER CPLNG 4X20	\$175.00	\$59.00	\$20.00
2807	920-6032	KANAFLEX SUCTION HOSE BAUER CPLNG 6X20	\$293.00	\$97.00	\$34.00
2808	920-6035	KANAFLEX SUCTION HOSE BAUER CPLNG 8X20	\$432.00	\$176.00	\$81.00
2809	920-6040	KANAFLEX SUCTION HOSE BAUER CPLNG 12X10	\$446.00	\$150.00	\$51.00
2810	920-6041	KANAFLEX SUCTION HOSE BAUER CPLNG 12X20	\$828.00	\$276.00	\$94.00
2811	920-6203	PVC SUCTION HOSE CAM CPLNG 2X20	\$79.00	\$40.00	\$15.00
2812	920-6206	PVC SUCTION HOSE CAM CPLNG 3X20	\$115.00	\$51.00	\$20.00
2813	920-6209	PVC SUCTION HOSE CAM CPLNG 4X20	\$118.00	\$57.00	\$27.00
2814	920-6212	PVC SUCTION HOSE CAM CPLNG 6X20	\$156.00	\$54.00	\$18.00
2815	920-6400	RUBBER SUCTION HOSE CAM CPLNG 1X20	\$69.00	\$35.00	\$13.00
2816	920-6403	RUBBER SUCTION HOSE CAM CPLNG 2X20	\$77.00	\$38.00	\$17.00
2817	920-6406	RUBBER SUCTION HOSE CAM CPLNG 3X20	\$102.00	\$51.00	\$20.00
2818	920-6409	RUBBER SUCTION HOSE CAM CPLNG 4X20	\$538.00	\$180.00	\$61.00
2819	920-6411	RUBBER SUCTION HOSE CAM CPLNG 6X10	\$192.00	\$95.00	\$36.00
2820	920-6412	RUBBER SUCTION HOSE CAM CPLNG 6X20	\$262.00	\$127.00	\$56.00
2821	920-6429	RUBBER SUCTION HOSE BAUER CPLNG 4X20	\$413.00	\$138.00	\$46.00
2822	920-6432	RUBBER SUCTION HOSE BAUER CPLNG 6X20	\$225.00	\$99.00	\$49.00
2823	920-6434	RUBBER SUCTION HOSE BAUER CPLNG 8X10	\$245.00	\$121.00	\$62.00
2824	920-6435	RUBBER SUCTION HOSE BAUER CPLNG 8X20	\$537.00	\$188.00	\$95.00
2825	920-6437	RUBBER SUCTION HOSE BAUER CPLNG 10X10	\$539.00	\$188.00	\$95.00
2826	920-6440	RUBBER SUCTION HOSE BAUER CPLNG 12X10	\$367.00	\$136.00	\$56.00
2827	920-6482	RUBBER SUCTION HOSE VICT CPLNG 6X20	\$51.00	\$18.00	\$6.00
2828	920-6515	RUBBER SUCTION HOSE FLNG CPLNG 8X20	\$356.00	\$135.00	\$54.00
2829	920-6518	RUBBER SUCTION HOSE FLNG CPLNG 10X20	\$585.00	\$207.00	\$81.00
2830	920-6521	RUBBER SUCTION HOSE FLNG CPLNG 12X20	\$702.00	\$248.00	\$97.00
2831	920-6530	RUBBER SUCTION HOSE FLNG CPLNG 16X20	\$1,215.00	\$405.00	\$135.00
2832	920-6616	COMPOSITE DISCHARGE HOSE W/FLANGE 3X20	\$90.00	\$32.00	\$9.00
2833	920-6623	COMPOSITE DISCHARGE HOSE W/FLANGE 4X10	\$234.00	\$77.00	\$25.00
2834	920-6626	COMPOSITE DISCHARGE HOSE W/FLANGE 4X20	\$498.00	\$166.00	\$55.00
2835	920-6636	COMPOSITE DISCHARGE HOSE W/FLANGE 6X20	\$565.00	\$191.00	\$66.00
2836	920-6643	COMPOSITE DISCHARGE HOSE W/FLANGE 8X10	\$532.00	\$267.00	\$135.00
2837	920-6646	COMPOSITE DISCHARGE HOSE W/FLANGE 8X20	\$610.00	\$208.00	\$71.00
2838	920-6657	COMPOSITE DISCHARGE HOSE W/FLANGE 10X20	\$428.00	\$149.00	\$54.00
2839	920-6663	COMPOSITE DISCHARGE HOSE W/FLANGE 12X10	\$365.00	\$122.00	\$41.00
2840	920-6666	COMPOSITE DISCHARGE HOSE W/FLANGE 12X20	\$648.00	\$216.00	\$108.00
2841	920-6803	CANVAS FIRE HOSE 1-1/2X50	\$64.00	\$22.00	\$7.00
2842	920-6818	CANVAS FIRE HOSE 2-1/2X50	\$97.00	\$33.00	\$11.00
2843	920-6827	CANVAS FIRE HOSE 3X50	\$57.00	\$30.00	\$13.00
2844	920-7004	CHEMICAL HOSE W/SSTL CAMLOCK 1X20	\$150.00	\$50.00	\$18.00
2845	920-7014	CHEMICAL HOSE W/SSTL CAMLOCK 2X20	\$200.00	\$65.00	\$22.00
2846	920-7024	CHEMICAL HOSE W/SSTL CAMLOCK 3X20	\$250.00	\$70.00	\$25.00
2847	920-7034	CHEMICAL HOSE W/SSTL CAMLOCK 4X20	\$300.00	\$100.00	\$40.00
2848	920-7044	CHEMICAL HOSE W/SSTL CAMLOCK 6X20	\$350.00	\$120.00	\$45.00
2849	920-7054	CHEMICAL HOSE W/SSTL FLANGE 2X20	\$312.00	\$110.00	\$37.00
2850	920-7065	CHEMICAL HOSE W/SSTL FLANGE 3X20	\$459.00	\$154.00	\$53.00

**EXHIBIT A.1**  
**PRICING SCHEDULE - OMNIA GOLD**

	<b>CAT CLASS</b>	<b>DESCRIPTION</b>	<b>MONTH</b>	<b>WEEK</b>	<b>DAY</b>
2851	920-7074	CHEMICAL HOSE W/SSTL FLANGE 4X20	\$573.00	\$191.00	\$64.00
2852	920-7084	CHEMICAL HOSE W/SSTL FLANGE 6X20	\$672.00	\$225.00	\$74.00
2853	920-7103	ORAFLEX DISCHARGE HOSE CAM CPLNG 2X50	\$101.00	\$43.00	\$19.00
2854	920-7106	ORAFLEX DISCHARGE HOSE CAM CPLNG 3X50	\$161.00	\$61.00	\$21.00
2855	920-7109	ORAFLEX DISCHARGE HOSE CAM CPLNG 4X50	\$145.00	\$58.00	\$23.00
2856	920-7118	ORAFLEX DISCHARGE HOSE CAM CPLNG 6X50	\$258.00	\$98.00	\$39.00
2857	920-7121	ORAFLEX DISCHARGE HOSE CAM CPLNG 8X50	\$674.00	\$248.00	\$89.00
2858	920-7129	ORAFLEX DISCHARGE HOSE BAUER CPLNG 4X50	\$135.00	\$68.00	\$45.00
2859	920-7132	ORAFLEX DISCHARGE HOSE BAUER CPLNG 6X50	\$180.00	\$108.00	\$54.00
2860	920-7135	ORAFLEX DISCHARGE HOSE BAUER CPLNG 8X50	\$497.00	\$190.00	\$77.00
2861	920-7218	ORAFLEX DISCHARGE HOSE FLNG CPLNG 10X50	\$392.00	\$140.00	\$52.00
2862	920-7303	PVC DISCHARGE HOSE CAM CPLNG 2X50	\$63.00	\$21.00	\$7.00
2863	920-7306	PVC DISCHARGE HOSE CAM CPLNG 3X50	\$96.00	\$32.00	\$11.00
2864	920-7309	PVC DISCHARGE HOSE CAM CPLNG 4X50	\$143.00	\$48.00	\$16.00
2865	920-7312	PVC DISCHARGE HOSE CAM CPLNG 6X50	\$313.00	\$147.00	\$58.00
2866	920-7341	PVC DISCHARGE HOSE BAUER CPLNG 12X50	\$805.00	\$268.00	\$90.00
2867	920-7402	RUBBER DISCHARGE HOSE CAM CPLNG 2X25	\$41.00	\$20.00	\$11.00
2868	920-7403	RUBBER DISCHARGE HOSE CAM CPLNG 2X50	\$71.00	\$33.00	\$15.00
2869	920-7406	RUBBER DISCHARGE HOSE CAM CPLNG 3X50	\$83.00	\$31.00	\$14.00
2870	920-7408	RUBBER DISCHARGE HOSE CAM CPLNG 4X25	\$79.00	\$33.00	\$13.00
2871	920-7409	RUBBER DISCHARGE HOSE CAM CPLNG 4X50	\$154.00	\$66.00	\$28.00
2872	920-7412	RUBBER DISCHARGE HOSE CAM CPLNG 6X50	\$369.00	\$150.00	\$71.00
2873	920-7435	RUBBER DISCHARGE HOSE BAUER CPLNG 8X50	\$331.00	\$126.00	\$53.00
2874	920-7455	RUBBER DISCHARGE HOSE PIN CPLNG 3X25	\$59.00	\$22.00	\$9.00
2875	920-7515	RUBBER DISCHARGE HOSE FLNG CPLNG 8X50	\$968.00	\$324.00	\$108.00
2876	920-7518	RUBBER DISCHARGE HOSE FLNG CPLNG 10X50	\$989.00	\$323.00	\$109.00
2877	920-7521	RUBBER DISCHARGE HOSE FLNG CPLNG 12X50	\$1,620.00	\$540.00	\$180.00
2878	920-7705	OIL SUCT/DISCH HOSE FLNG CPLNG 2X20	\$342.00	\$115.00	\$39.00
2879	920-7715	OIL SUCT/DISCH HOSE FLNG CPLNG 3X20	\$389.00	\$130.00	\$42.00
2880	920-7720	OIL SUCT/DISCH HOSE 4XSPECIAL LE	\$391.00	\$132.00	\$45.00
2881	920-7725	OIL SUCT/DISCH HOSE FLNG CPLNG 4X20	\$225.00	\$120.00	\$60.00
2882	920-7735	OIL SUCT/DISCH HOSE FLNG CPLNG 6X20	\$400.00	\$190.00	\$63.00
2883	920-7745	OIL SUCT/DISCH HOSE FLNG CPLNG 8X20	\$500.00	\$214.00	\$72.00
2884	920-7755	OIL SUCT/DISCH HOSE FLNG CPLNG 10X20	\$600.00	\$275.00	\$92.00
2885	920-7762	OIL SUCT/DISCH HOSE FLNG CPLNG 12X10	\$700.00	\$317.00	\$107.00
2886	920-7765	OIL SUCT/DISCH HOSE FLNG CPLNG 12X20	\$1,029.00	\$343.00	\$115.00
2887	920-7772	OIL SUCT/DISCH HOSE FLNG CPLNG 14X10	\$1,031.00	\$345.00	\$115.00
2888	920-7903	STAINLESS STEEL HOSE MNPT CPLNG 3/4X50	\$101.00	\$34.00	\$11.00
2889	920-7905	STAINLESS STEEL HOSE 1X20	\$88.00	\$44.00	\$16.00
2890	920-7910	STAINLESS STEEL HOSE 1X50	\$161.00	\$65.00	\$26.00
2891	920-7915	STAINLESS STEEL HOSE 2X20	\$321.00	\$109.00	\$37.00
2892	920-7916	STAINLESS STEEL HOSE 2X20 W/300# FLNG	\$365.00	\$122.00	\$41.00
2893	920-7925	STAINLESS STEEL HOSE 3X20	\$385.00	\$128.00	\$42.00
2894	920-7933	STAINLESS STEEL HOSE 4X10	\$212.00	\$71.00	\$23.00
2895	920-7935	STAINLESS STEEL HOSE 4X20	\$494.00	\$165.00	\$55.00
2896	920-7943	STAINLESS STEEL HOSE 6X10	\$608.00	\$203.00	\$68.00
2897	920-7945	STAINLESS STEEL HOSE 6X20	\$654.00	\$220.00	\$73.00
2898	920-7955	STAINLESS STEEL HOSE 8X20	\$791.00	\$265.00	\$92.00
2899	920-7975	STAINLESS STEEL HOSE 12X20	\$844.00	\$290.00	\$96.00
2900	920-8144	HYDRAULIC HOSE 1X50	\$317.00	\$106.00	\$36.00

**EXHIBIT A.1**  
**PRICING SCHEDULE - OMNIA GOLD**

	<b>CAT CLASS</b>	<b>DESCRIPTION</b>	<b>MONTH</b>	<b>WEEK</b>	<b>DAY</b>
2901	920-8154	HYDRAULIC HOSE 1-1/4X50	\$220.00	\$75.00	\$25.00
2902	920-8164	HYDRAULIC HOSE 1-1/2X50	\$281.00	\$93.00	\$33.00
2903	920-8225	CARBON STEEL HOSE W/FLANGE 6X20	\$322.00	\$165.00	\$83.00
2904	920-8230	CARBON STEEL HOSE W/FLANGE 8X20	\$419.00	\$216.00	\$108.00
2905	920-8458	RUBBER WATER HOSE W/GH FTGS 3/4X50	\$48.00	\$16.00	\$5.00
2906	920-9012	SINGLE SIZE TEST PIPE PLUG 8	\$35.00	\$14.00	\$4.00
2907	920-9024	SINGLE SIZE TEST PIPE PLUG 24	\$720.00	\$239.00	\$81.00
2908	920-9062	MULTI SIZE TEST BALL UP TO 12	\$453.00	\$150.00	\$53.00
2909	920-9066	MULTI SIZE TEST BALL UP TO 18	\$495.00	\$165.00	\$56.00
2910	920-9068	MULTI SIZE TEST BALL UP TO 24	\$168.00	\$57.00	\$20.00
2911	920-9072	MULTI SIZE TEST BALL UP TO 36	\$162.00	\$60.00	\$21.00
2912	920-9074	MULTI SIZE TEST BALL UP TO 48	\$2,363.00	\$788.00	\$239.00
2913	920-9162	TEST BALL LIFT LINE W/HOSE & GAUGES	\$284.00	\$95.00	\$32.00
2914	921-1088	PCS OF ALUM PIPE 8X40 VICTAULIC	\$414.00	\$203.00	\$70.00
2915	921-1128	PCS OF ALUM PIPE 12X40 VICTAULIC	\$531.00	\$266.00	\$86.00
2916	921-1518	PCS OF CERTALOK PVC PIPING 6X20	\$13.00	\$13.00	\$5.00
2917	921-1568	PCS OF CERTALOK PVC PIPING 12X20	\$38.00	\$19.00	\$14.00
2918	921-1814	FT OF FUSEABLE HDPE PIPE 8	\$7.00	\$3.00	\$3.00
2919	921-1816	FT OF FUSEABLE HDPE PIPE 10	\$7.00	\$3.00	\$3.00
2920	921-1818	FT OF FUSEABLE HDPE PIPE 12	\$7.00	\$3.00	\$3.00
2921	921-1820	FT OF FUSEABLE HDPE PIPE 14	\$7.00	\$3.00	\$3.00
2922	921-1822	FT OF FUSEABLE HDPE PIPE 16	\$7.00	\$3.00	\$3.00
2923	921-1824	FT OF FUSEABLE HDPE PIPE 18	\$7.00	\$3.00	\$3.00
2924	921-1826	FT OF FUSEABLE HDPE PIPE 20	\$7.00	\$3.00	\$3.00
2925	921-1854	HDPE PIPE W/BAUER CPLNG 6X20	\$65.00	\$30.00	\$15.00
2926	921-1862	HDPE PIPE W/BAUER CPLNG 8X20	\$77.00	\$36.00	\$18.00
2927	921-1924	HDPE PIPE W/FLANGE CPLNGS 8X40	\$120.00	\$40.00	\$20.00
2928	921-1942	HDPE PIPE W/FLANGE CPLNG 12X40	\$150.00	\$63.00	\$30.00
2929	921-1986	HDPE PIPE W/FLANGE CPLNG 24X50	\$1,250.00	\$500.00	\$175.00
2930	921-2150	HDPE FLOAT TEE PIPE W/STRAINER 4	\$99.00	\$36.00	\$14.00
2931	921-2152	HDPE FLOAT TEE PIPE W/ STRAINER 6	\$127.00	\$41.00	\$14.00
2932	921-2156	HDPE FLOAT TEE PIPE W/ STRAINER 12	\$183.00	\$62.00	\$24.00
2933	921-2164	HDPE FLOAT TEE PIPE W/ STRAINER 20	\$138.00	\$51.00	\$30.00
2934	921-2168	HDPE FLOAT TEE PIPE W/ STRAINER 24	\$284.00	\$117.00	\$72.00
2935	921-2180	HDPE FLOAT PIPE W/8 STRNR 8 FLNG	\$258.00	\$87.00	\$30.00
2936	921-2188	HDPE RDC FLOAT PIPE W/16 STRNR 14 FLNG	\$424.00	\$142.00	\$46.00
2937	921-2192	HDPE RDC FLOAT PIPE W/18 STRNR 12 FLNG	\$184.00	\$63.00	\$29.00
2938	921-2228	HDPE FITTING 12X90 DEG	\$189.00	\$110.00	\$56.00
2939	921-2238	HDPE FITTING 18X90 DEG	\$960.00	\$319.00	\$107.00
2940	921-2270	HDPE TEE 12 INPUT BY VARIOUS OUTPUT	\$1,703.00	\$568.00	\$190.00
2941	921-2530	PCS GALV STL PIPE W/BAUER CPLNG 8X20	\$74.00	\$67.00	\$63.00
2942	921-2546	PCS GALV STL PIPE W/BAUER CPLNG 12X10	\$60.00	\$52.00	\$52.00
2943	921-2584	BAUER ELBOW 6X45 DEG	\$135.00	\$46.00	\$16.00
2944	921-2586	BAUER ELBOW 6X90 DEG	\$139.00	\$48.00	\$16.00
2945	925-1714	AIR HOSE ASSY 3/8X50 CRWFT CPLNG	\$49.00	\$16.00	\$5.00
2946	925-1715	AIR HOSE ASSY 3/8X50 QD CPLNG	\$59.00	\$28.00	\$11.00
2947	925-1734	AIR HOSE ASSY 3/4X50 CRWFT CPLNG	\$63.00	\$21.00	\$7.00
2948	925-1735	AIR HOSE ASSY 3/4X50 THOR CPLNG	\$86.00	\$51.00	\$18.00
2949	925-1802	AIR HOSE ASSY 2X25	\$90.00	\$30.00	\$10.00
2950	925-1808	AIR HOSE ASSY 2X25 HI PRESSURE	\$90.00	\$30.00	\$10.00



**EXHIBIT A.1**  
**PRICING SCHEDULE - OMNIA GOLD**

	<b>CAT CLASS</b>	<b>DESCRIPTION</b>	<b>MONTH</b>	<b>WEEK</b>	<b>DAY</b>
2951	925-1811	AIR HOSE ASSY 2X50	\$125.00	\$45.00	\$15.00
2952	925-1814	AIR HOSE ASSY 2X50 HI PRESSURE	\$125.00	\$45.00	\$15.00
2953	925-1823	AIR HOSE ASSY 3X25	\$168.00	\$60.00	\$20.00
2954	925-1829	AIR HOSE ASSY 3X25 HI PRESSURE	\$168.00	\$60.00	\$25.00
2955	925-1832	AIR HOSE ASSY 3X50	\$200.00	\$80.00	\$35.00
2956	925-1835	AIR HOSE ASSY 3X50 HI PRESSURE	\$200.00	\$80.00	\$35.00
2957	925-2019	WHIP HOSE W/INLINE OILER 1/2	\$39.00	\$15.00	\$7.00
2958	925-2103	WHIPCHECK CABLE H/H 1/2 TO 1-1/4	\$27.00	\$15.00	\$8.00
2959	925-2173	AIR MANIFOLD 15 GAL W/8 OUTLETS	\$334.00	\$117.00	\$38.00
2960	925-3109	PEDESTAL FAN 30"	\$271.00	\$124.00	\$36.00
2961	925-3123	ROUND FLOOR FAN 36	\$382.00	\$134.00	\$49.00
2962	925-3126	ROUND FLOOR FAN 42	\$338.00	\$162.00	\$59.00
2963	925-3129	ROUND FLOOR FAN 48	\$408.00	\$163.00	\$58.00
2964	925-3210	AIRMOVER AXIAL VENT BLOWER 12 IN ELEC	\$284.00	\$126.00	\$32.00
2965	925-3250	AIRMOVER LOW PROFILE FAN	\$203.00	\$90.00	\$23.00
2966	925-3260	AIRMOVER CARPET DRYER	\$203.00	\$90.00	\$23.00
2967	925-3263	AXIAL FAN 25"	\$392.00	\$149.00	\$50.00
2968	925-3265	HI VELOCITY AXIAL FAN 24-25"	\$203.00	\$68.00	\$23.00
2969	925-3310	HEPA AIR SCRUBBER 500CFM	\$608.00	\$238.00	\$63.00
2970	925-3312	HEPA AIR SCRUBBER 750CFM	\$690.00	\$305.00	\$75.00
2971	925-3314	HEPA AIR SCRUBBER 1200 TO 1400CFM	\$765.00	\$340.00	\$90.00
2972	925-3316	HEPA AIR SCRUBBER 2000CFM	\$1,126.00	\$391.00	\$108.00
2973	925-3318	HEPA AIR SCRUBBER 2400CFM	\$1,126.00	\$391.00	\$108.00
2974	925-3352	DEHUMIDIFIER LGR 60-80 PPD ELEC	\$383.00	\$170.00	\$45.00
2975	925-3354	DEHUMIDIFIER LGR 130-200 PPD ELEC	\$595.00	\$298.00	\$63.00
2976	925-3456	LPG/NG HEATER HOSE 1X50	\$95.00	\$34.00	\$13.00
2977	925-3523	PROPANE RADIANT HEATER TANK TOP	\$30.00	\$16.00	\$10.00
2978	925-4030	HEATER DUCT BLK 12X25 6P 300DEG	\$108.00	\$54.00	\$27.00
2979	925-4125	HVAC DUCTING BLK 12X15 6P	\$60.00	\$25.00	\$10.00
2980	925-4130	HVAC DUCTING BLK 12X25 6P	\$75.00	\$30.00	\$13.00
2981	925-4145	HVAC DUCTING BLK 16X15 6P	\$100.00	\$40.00	\$15.00
2982	925-4150	HVAC DUCTING BLK 16X25 6P	\$100.00	\$40.00	\$15.00
2983	925-4155	HVAC DUCTING BLK 20X15 6P	\$100.00	\$40.00	\$15.00
2984	925-4160	HVAC DUCTING BLK 20X25 6P	\$180.00	\$60.00	\$20.00
2985	925-4170	HVAC DUCTING BLK 24X25 6P	\$180.00	\$60.00	\$20.00
2986	925-4230	HI HEAT DUCT BLK 12X25 6P 400/500 DEG	\$74.00	\$31.00	\$14.00
2987	925-4250	HI HEAT DUCT BLK 16X25 6P 400/500 DEG	\$180.00	\$90.00	\$45.00
2988	925-4260	HI HEAT DUCT BLK 20X25 6P 400/500 DEG	\$284.00	\$113.00	\$41.00
2989	925-4300	HVAC DUCTING YLW 8X15 6P	\$60.00	\$25.00	\$10.00
2990	925-4305	HVAC DUCTING YLW 8X25 6P	\$60.00	\$25.00	\$10.00
2991	925-4330	HVAC DUCTING YLW 12X25 6P	\$75.00	\$30.00	\$13.00
2992	925-4340	HVAC DUCTING YLW 14X25 6P	\$135.00	\$45.00	\$15.00
2993	925-4350	HVAC DUCTING YLW 16X25 6P	\$135.00	\$45.00	\$15.00
2994	925-4360	HVAC DUCTING YLW 20X25 6P	\$195.00	\$65.00	\$20.00
2995	925-4365	HVAC DUCTING YLW 24X25 6P	\$195.00	\$65.00	\$20.00
2996	925-4398	HVAC DUCTING WHT 8X8	\$5.00	\$5.00	\$5.00
2997	925-4400	HVAC DUCTING WHT 8X15 6P	\$60.00	\$25.00	\$10.00
2998	925-4405	HVAC DUCTING WHT 8X25 6P	\$60.00	\$25.00	\$10.00
2999	925-4412	HVAC DUCTING WHT 10X25	\$60.00	\$25.00	\$10.00
3000	925-4416	HVAC DUCTING WHT 12X8 4P	\$5.00	\$5.00	\$5.00

**EXHIBIT A.1**  
**PRICING SCHEDULE - OMNIA GOLD**

	<b>CAT CLASS</b>	<b>DESCRIPTION</b>	<b>MONTH</b>	<b>WEEK</b>	<b>DAY</b>
3001	925-4420	HVAC DUCTING WHT 12X10 6P	\$60.00	\$25.00	\$10.00
3002	925-4421	HVAC DUCTING WHT 12X10 SOLID	\$60.00	\$25.00	\$10.00
3003	925-4430	HVAC DUCTING WHT 12X25 6P	\$75.00	\$30.00	\$13.00
3004	925-4432	HVAC DUCTING WHT/WHT 12X25 4P	\$75.00	\$30.00	\$13.00
3005	925-4440	HVAC DUCTING WHT 14X25 6P	\$135.00	\$45.00	\$15.00
3006	925-4443	HVAC DUCTING WHT 16X8 6P	\$5.00	\$5.00	\$5.00
3007	925-4445	HVAC DUCTING WHT 16X15 6P	\$135.00	\$45.00	\$15.00
3008	925-4450	HVAC DUCTING WHT 16X25 6P	\$135.00	\$45.00	\$15.00
3009	925-4453	HVAC DUCTING WHT 18X25 6P	\$135.00	\$45.00	\$15.00
3010	925-4454	HVAC DUCTING WHT 20X10 7P	\$135.00	\$45.00	\$15.00
3011	925-4455	HVAC DUCTING WHT 20X15 6P	\$135.00	\$45.00	\$15.00
3012	925-4456	HVAC DUCTING WHT 20X15 3P	\$135.00	\$45.00	\$15.00
3013	925-4460	HVAC DUCTING WHT 20X25 6P	\$195.00	\$65.00	\$20.00
3014	925-4462	HVAC DUCTING WHT/WHT 20X25 4P	\$195.00	\$65.00	\$20.00
3015	925-4465	HVAC DUCTING BLUE 20X25 3P	\$195.00	\$65.00	\$20.00
3016	925-4470	HVAC DUCTING BLUE 24X20 4P	\$195.00	\$65.00	\$20.00
3017	925-4552	HVAC DUCT WYE ADAPTER 20	\$176.00	\$61.00	\$21.00
3018	925-4663	HVAC DUCT WYE ADAPTER 20"X12"X12	\$59.00	\$33.00	\$21.00
3019	925-4990	CEILING TILE 24X24 F/8 DUCT	\$5.00	\$5.00	\$5.00
3020	925-5100	CEILING TILE ONLY 24X24 USED FOR 12IN DU	\$5.00	\$5.00	\$5.00
3021	925-5105	CEILING TILE KIT 24X24 WITH 12IN DUCT	\$10.00	\$10.00	\$10.00
3022	925-5110	CEILING TILE 24X24 USED FOR 16IN DUCT	\$5.00	\$5.00	\$5.00
3023	925-5115	CEILING TILE KIT 24X24 WITH 16IN DUCT	\$10.00	\$10.00	\$10.00
3024	930-0100	TRASH CHUTE 30X4	\$80.00	\$39.00	\$19.00
3025	930-2016	MULTI POSITION CART F/ROTARY HAMMER	\$338.00	\$95.00	\$32.00
3026	930-2070	UTILITY CART/TRAILER NHS 4X6	\$178.00	\$95.00	\$33.00
3027	930-2073	TILT DEBRIS CART 1/2 CU YD	\$270.00	\$93.00	\$32.00
3028	930-2076	TILT DEBRIS CART 1 CU YD	\$336.00	\$128.00	\$36.00
3029	930-2078	DRYWALL/PANEL CART	\$235.00	\$82.00	\$28.00
3030	930-2220	HAND DOLLY W/O STRAP 400-700# CAP	\$53.00	\$25.00	\$13.00
3031	930-2222	APPLIANCE DOLLY W/STRAP 500-700# CAP	\$103.00	\$42.00	\$19.00
3032	930-2236	FURNITURE/PIANO DOLLY 4 SWIVEL WHEEL	\$110.00	\$50.00	\$20.00
3033	930-2274	PALLET JACK	\$215.00	\$78.00	\$25.00
3034	930-3006	HYDRAULIC BOTTLE JACK 12T	\$65.00	\$22.00	\$7.00
3035	930-3015	HYDRAULIC BOTTLE JACK 22T	\$97.00	\$32.00	\$11.00
3036	930-3060	HYDRAULIC TOE JACK 10T	\$203.00	\$68.00	\$27.00
3037	930-3076	SCREW BOTTLE JACK 20 TON	\$97.00	\$32.00	\$11.00
3038	930-3404	BEAM CLAMP F/4-12 BEAM 3T CAP	\$244.00	\$88.00	\$33.00
3039	930-3406	BEAM CLAMP F/4-12 BEAM 5T CAP	\$351.00	\$119.00	\$40.00
3040	930-4016	ALUMINUM EXTENSION LADDER 32	\$243.00	\$81.00	\$27.00
3041	930-4020	ALUMINUM EXTENSION LADDER 40	\$324.00	\$108.00	\$36.00
3042	930-4068	WIDE STANCE ADJ LEG FBR EXT LADDER 24FT	\$255.00	\$85.00	\$30.00
3043	930-4072	WIDE STANCE ADJ LEG FBR EXT LADDER 28FT	\$255.00	\$85.00	\$30.00
3044	930-4074	FIBERGLASS EXTENSION LADDER 32	\$284.00	\$95.00	\$32.00
3045	930-4082	FIBERGLASS EXTENSION LADDER 40	\$405.00	\$135.00	\$45.00
3046	930-4084	WIDE STANCE ADJ LEG FBR EXT LADDER 40FT	\$445.00	\$150.00	\$50.00
3047	930-4162	FIBERGLASS STEP LADDER 12	\$284.00	\$95.00	\$32.00
3048	930-4166	FIBERGLASS STEP LADDER 16	\$405.00	\$135.00	\$45.00
3049	930-4244	FIBERGLASS STEP LADDER W/CAGE 4FT	\$170.00	\$60.00	\$20.00
3050	930-4246	FIBERGLASS STEP LADDER W/CAGE 6FT	\$170.00	\$60.00	\$20.00



**EXHIBIT A.1**  
**PRICING SCHEDULE - OMNIA GOLD**

	<b>CAT CLASS</b>	<b>DESCRIPTION</b>	<b>MONTH</b>	<b>WEEK</b>	<b>DAY</b>
3051	930-4248	FIBERGLASS STEP LADDER W/CAGE 8FT	\$215.00	\$75.00	\$25.00
3052	930-4250	FIBERGLASS STEP LADDER W/CAGE 10FT	\$255.00	\$85.00	\$30.00
3053	930-4252	ADJ FBR STEP CAGE LADDER W/WHL 5-9FT	\$245.00	\$80.00	\$25.00
3054	930-4254	ADJ FBR STEP CAGE LADDER W/WHL 8-14FT	\$270.00	\$90.00	\$30.00
3055	930-4256	SECTIONS OF TANK LADDER 5	\$50.00	\$18.00	\$9.00
3056	930-4310	ALUMINUM LADDER PLANK 16	\$203.00	\$68.00	\$23.00
3057	930-4312	ALUMINUM LADDER PLANK 20	\$233.00	\$81.00	\$29.00
3058	930-4314	ALUMINUM LADDER PLANK 24	\$284.00	\$95.00	\$32.00
3059	930-6010	SET OF PALLET FORKS 72 CL2	\$277.00	\$98.00	\$41.00
3060	930-6030	SET OF PALLET FORKS 72 CL3	\$244.00	\$109.00	\$44.00
3061	930-6036	SET OF PALLET FORKS 96 CL3	\$272.00	\$100.00	\$35.00
3062	930-6073	FORK EXTENSION 72	\$217.00	\$77.00	\$30.00
3063	930-6076	FORK EXTENSION 96 (BLUE)	\$177.00	\$66.00	\$22.00
3064	930-6080	SET OF PALLET FORKS F/BUCKETS	\$241.00	\$99.00	\$38.00
3065	930-6095	CARPET POLE ATTACHMENT	\$220.00	\$77.00	\$24.00
3066	930-6140	TELEHANDLER BLOCK FORK 48	\$130.00	\$61.00	\$29.00
3067	930-6160	SKIDSTEER FORK FRAME CL2	\$305.00	\$124.00	\$42.00
3068	930-6164	SKIDSTEER FRAME & FORK SET 42	\$318.00	\$108.00	\$45.00
3069	930-6166	SKIDSTEER FRAME & FORK SET 48 CL2	\$250.00	\$105.00	\$42.00
3070	930-6250	LIFT-N-TOW F/FORKLIFT VAR CAP 4-10K HOOK	\$135.00	\$72.00	\$18.00
3071	930-6252	SWIVEL LIFTING HOOK F/FORKLIFT VAR CAP	\$522.00	\$206.00	\$73.00
3072	930-6260	BOOM ARM F/HANDLER 8-15 4K MAX	\$720.00	\$225.00	\$108.00
3073	930-6265	TELESCOPING BOOM F/FORKLIFT 42-139	\$629.00	\$221.00	\$86.00
3074	930-6267	AERIAL LIFT CRIBBING BLOCK 0-8 STEP	\$150.00	\$50.00	\$25.00
3075	930-6272	GLASS PANEL CRADLE KIT F/BOOM LIFT	\$164.00	\$83.00	\$37.00
3076	930-6281	PLATFORM RAIL PADDING F/AERIAL LIFT	\$120.00	\$120.00	\$120.00
3077	930-6510	SOLID TIRE F/SKIDSTEER	\$411.00	\$167.00	\$69.00
3078	930-6524	TURF/FLOAT TIRE F/TELEHANDLER	\$338.00	\$167.00	\$38.00
3079	930-7636	FORK SLIP ON BUCKET SMOOTH 72IN 1-1/2YD	\$323.00	\$112.00	\$28.00
3080	930-7642	FORK SLIP ON BUCKET SMOOTH 96IN 1-3/4YD	\$297.00	\$113.00	\$45.00
3081	930-7761	SKIDSTEER/CRAWLER BUCKET SMOOTH 66-68IN	\$360.00	\$145.00	\$51.00
3082	930-7763	SKIDSTEER/CRAWLER BUCKET SMOOTH 72-74IN	\$360.00	\$145.00	\$51.00
3083	930-7778	SKIDSTEER/CRAWLER BUCKET TOOTH 66-68IN	\$360.00	\$145.00	\$51.00
3084	930-7781	SKIDSTEER/CRAWLER BUCKET TOOTH 72-74IN	\$360.00	\$145.00	\$51.00
3085	930-7796	SKIDSTEER SCREENING RAKE/BUCKET 72-78	\$360.00	\$145.00	\$51.00
3086	930-7912	EXCAVATOR THUMB ATTACHMENT HYDRAULIC	\$360.00	\$145.00	\$51.00
3087	930-9110	GROUND PROTECTION MAT 4X8 DUAL SIDE	\$50.00	\$36.00	\$18.00
3088	930-9115	GROUND PROTECTION MAT 10X7 DUAL SIDE	\$104.00	\$48.00	\$37.00
3089	930-9117	GROUND PROTECTION MAT HD 14X7 DUAL SIDE	\$108.00	\$50.00	\$41.00
3090	930-9130	GROUND PROTECTION MAT TOOL KIT	\$176.00	\$62.00	\$22.00
3091	930-9140	GROUND MAT RAMP F/10X7 36 UNDER FLANGE	\$18.00	\$9.00	\$5.00
3092	930-9141	GROUND MAT RAMP F/10X7 36 OVER FLANGE	\$18.00	\$9.00	\$5.00
3093	930-9522	SUCTION CUP 8	\$85.00	\$41.00	\$19.00
3094	931-5002	SCAFFOLD STEP FRAME 1-5/8 5X3	\$28.00	\$11.00	\$6.00
3095	931-5004	SCAFFOLD STEP FRAME 1-5/8 5X5	\$26.00	\$14.00	\$9.00
3096	931-5028	SCAFFOLD LADDER FRAME 1-5/8 28X6	\$29.00	\$11.00	\$6.00
3097	931-5035	SCAFFOLD WALK THRU FRAME 1-5/8 5X6.5	\$24.00	\$8.00	\$5.00
3098	931-5050	SCAFFOLD CROSS BRACE W/HOLE 7X27 SPACE	\$10.00	\$5.00	\$2.00
3099	931-5054	SCAFFOLD CROSS BRACE W/HOLE 10X27 SPACE	\$9.00	\$4.00	\$1.00
3100	931-5056	SCAFFOLD CROSS BRACE W/NOTCH 10X27 SPACE	\$11.00	\$7.00	\$6.00

**EXHIBIT A.1**  
**PRICING SCHEDULE - OMNIA GOLD**

	<b>CAT CLASS</b>	<b>DESCRIPTION</b>	<b>MONTH</b>	<b>WEEK</b>	<b>DAY</b>
3101	931-5092	SCAFFOLD OUTRIGGER 30	\$11.00	\$7.00	\$3.00
3102	931-5103	SCAFFOLD LEVELING JACK W/O BASE PLATE	\$12.00	\$6.00	\$4.00
3103	931-5106	SCAFFOLD LEVELING JACK W/BASE PLATE	\$16.00	\$9.00	\$7.00
3104	931-5142	SCAFFOLD END SAFETY PANEL W/TOEBOARD 5	\$12.00	\$7.00	\$3.00
3105	931-5146	SCAFFOLD SIDE SAFETY PANEL 7	\$16.00	\$8.00	\$3.00
3106	931-5148	SCAFFOLD SIDE SAFETY PANEL 10	\$12.00	\$7.00	\$3.00
3107	931-5156	SCAFFOLD SIDE TOEBOARD 7	\$11.00	\$4.00	\$2.00
3108	931-5160	SCAFFOLD SIDE TOEBOARD 10	\$15.00	\$6.00	\$2.00
3109	931-5176	SCAFFOLD CASTER 8	\$17.00	\$9.00	\$6.00
3110	931-5190	SHORING POST ADJ 6-10 FT	\$70.00	\$39.00	\$19.00
3111	931-5193	SHORING POST ADJ 7-11 FT	\$69.00	\$41.00	\$20.00
3112	931-5210	SCAFFOLD WALKBOARD 7	\$31.00	\$12.00	\$6.00
3113	931-5215	SCAFFOLD WALKBOARD 10	\$40.00	\$20.00	\$11.00
3114	931-5250	UTILITY SCAFFOLD FRAME 65X29	\$31.00	\$16.00	\$10.00
3115	931-5252	UTILITY SCAFFOLD ARM BRACE 6	\$24.00	\$12.00	\$7.00
3116	931-5254	UTILITY SCAFFOLD CASTER 5	\$9.00	\$3.00	\$2.00
3117	931-5260	UTILITY SCAFFOLD DECK WOOD 6	\$30.00	\$17.00	\$8.00
3118	931-5408	EA POLE F/ALUM PUMP JACK SYST 24	\$117.00	\$45.00	\$16.00
3119	931-5410	EA PUMP JACK F/ALUM PUMP JACK SYST	\$165.00	\$66.00	\$17.00
3120	931-5423	NEST ALUM LADDER PLANK 20X16	\$219.00	\$88.00	\$22.00
3121	931-5426	NEST ALUM LADDER PLANK 20X24	\$239.00	\$98.00	\$27.00
3122	940-0160	CABLE 10/4 50FT 30A	\$32.00	\$11.00	\$4.00
3123	940-0265	CABLE 8/5 50FT BARE	\$31.00	\$11.00	\$11.00
3124	940-0516	CABLE 2 50FT CAMLOCK 5 BANDED	\$151.00	\$73.00	\$32.00
3125	940-0570	FEMALE PIGTAIL 2 UNDER 10FT	\$40.00	\$20.00	\$7.00
3126	940-0571	FEMALE PIGTAIL 2 UNDER 10FT 5 BANDED	\$40.00	\$20.00	\$7.00
3127	940-0575	MALE PIGTAIL 2 UNDER 10FT	\$40.00	\$20.00	\$7.00
3128	940-0576	MALE PIGTAIL 2 UNDER 10FT 5 BANDED	\$40.00	\$20.00	\$7.00
3129	940-0715	CABLE 2/0 50FT CAMLOCK	\$144.00	\$69.00	\$27.00
3130	940-0720	CABLE 2/0 100FT CAMLOCK	\$228.00	\$107.00	\$46.00
3131	940-0770	FEMALE PIGTAIL 2/0 UNDER 10FT	\$14.00	\$7.00	\$3.00
3132	940-0775	MALE PIGTAIL 2/0 UNDER 10FT	\$14.00	\$7.00	\$3.00
3133	940-0810	CABLE 4/0 25FT CAMLOCK	\$24.00	\$10.00	\$9.00
3134	940-0815	CABLE 4/0 50FT CAMLOCK	\$126.00	\$65.00	\$23.00
3135	940-0820	CABLE 4/0 100FT CAMLOCK	\$132.00	\$67.00	\$33.00
3136	940-0870	FEMALE PIGTAIL 4/0 UNDER 10FT	\$15.00	\$7.00	\$2.00
3137	940-0880	MALE PIGTAIL 4/0 UNDER 10FT	\$15.00	\$7.00	\$2.00
3138	940-2120	DISTRO BOX 100A CAM SET IN/5X20A OUT	\$450.00	\$180.00	\$72.00
3139	940-2123	DISTRO BOX 100A CAM SET IN/12X20A OUT	\$257.00	\$111.00	\$63.00
3140	940-2256	DISTRO BOX 200A CAM SET IN/6X50A CS	\$450.00	\$180.00	\$72.00
3141	940-2305	DISTRO BOX 400A CAM SET IN/6X50A CS	\$713.00	\$359.00	\$94.00
3142	940-2312	DISTRO BOX 400A CAM SET IN/10X50A CS	\$1,105.00	\$560.00	\$193.00
3143	940-2514	SPIDER BOX CABLE 6/4 50FT 50A CS	\$134.00	\$62.00	\$22.00
3144	940-2516	SPIDER BOX CABLE 6/4 100FT 50A CS	\$249.00	\$119.00	\$40.00
3145	940-2520	SPIDER BOX 50A CS IN/6X20A STR/1X30A TL	\$201.00	\$102.00	\$35.00
3146	940-2610	QUAD BOX STRING 3 BOX 20A 50' W/L2120	\$183.00	\$55.00	\$23.00
3147	940-2626	QUAD BOX STRING 3 BOX 30A 50' W/L2130	\$318.00	\$104.00	\$37.00
3148	940-2640	QUAD BOX CABLE 12/5 50FT L2120	\$91.00	\$37.00	\$14.00
3149	940-2642	QUAD BOX CABLE 12/5 100FT L2120	\$135.00	\$51.00	\$27.00
3150	940-2652	QUAD BOX CABLE 10/5 50FT L2130	\$91.00	\$36.00	\$14.00

**EXHIBIT A.1**  
**PRICING SCHEDULE - OMNIA GOLD**

	<b>CAT CLASS</b>	<b>DESCRIPTION</b>	<b>MONTH</b>	<b>WEEK</b>	<b>DAY</b>
3151	940-2654	QUAD BOX CABLE 10/5 100FT L2130	\$179.00	\$54.00	\$23.00
3152	940-2714	EXTENSION CORD 12/3 50FT	\$48.00	\$22.00	\$12.00
3153	940-2716	EXTENSION CORD 12/3 100FT	\$62.00	\$25.00	\$11.00
3154	940-2724	EXTENSION CORD 10/3 50FT 15AMP NEMA 5-15	\$63.00	\$24.00	\$10.00
3155	940-2970	CABLE RAMP	\$65.00	\$29.00	\$15.00
<b>3156</b>	<b>659-5830</b>	<b>TRUCK FLATBED 11FT 1-1/2-2T STD 4WD DSL</b>	<b>\$2,650.00</b>	<b>\$1,200.00</b>	<b>\$350.00</b>
<b>3157</b>	<b>355-1090</b>	<b>DRONE TIER 5</b>	<b>\$9,398.00</b>	<b>\$2,573.00</b>	<b>\$625.00</b>
<b>3158</b>	<b>355-1070</b>	<b>DRONE TIER 4</b>	<b>\$2,620.00</b>	<b>\$730.00</b>	<b>\$200.00</b>
<b>3159</b>	<b>355-1050</b>	<b>DRONE TIER 3</b>	<b>\$3,098.00</b>	<b>\$919.00</b>	<b>\$263.00</b>
<b>3160</b>	<b>355-1030</b>	<b>DRONE TIER 2</b>	<b>\$1,885.00</b>	<b>\$520.00</b>	<b>\$147.00</b>
<b>3161</b>	<b>355-1010</b>	<b>DRONE TIER 1</b>	<b>\$1,780.00</b>	<b>\$467.00</b>	<b>\$137.00</b>
<b>3162</b>	<b>355-2090</b>	<b>PAYLOAD TIER 5</b>	<b>\$12,590.00</b>	<b>\$3,098.00</b>	<b>\$788.00</b>
<b>3163</b>	<b>355-2030</b>	<b>PAYLOAD TIER 2</b>	<b>\$284.00</b>	<b>\$95.00</b>	<b>\$32.00</b>
<b>3164</b>	<b>355-2050</b>	<b>PAYLOAD TIER 3</b>	<b>\$1,990.00</b>	<b>\$622.00</b>	<b>\$155.00</b>
<b>3165</b>	<b>355-2070</b>	<b>PAYLOAD TIER 4</b>	<b>\$2,573.00</b>	<b>\$782.00</b>	<b>\$200.00</b>
<b>3166</b>	<b>355-2110</b>	<b>DRONE BASE STATION TIER 1</b>	<b>\$1,040.00</b>	<b>\$269.00</b>	<b>\$67.00</b>
<b>3167</b>	<b>355-2130</b>	<b>DRONE BASE STATION TIER 2</b>	<b>\$1,150.00</b>	<b>\$310.00</b>	<b>\$88.00</b>
<b>3168</b>	<b>940-5000</b>	<b>DRONE BATTERY 1</b>	<b>\$672.00</b>	<b>\$168.00</b>	<b>\$42.00</b>
<b>3169</b>	<b>940-5020</b>	<b>DRONE BATTERY 2</b>	<b>\$336.00</b>	<b>\$84.00</b>	<b>\$21.00</b>
<b>3170</b>	<b>940-5040</b>	<b>DRONE BATTERY 3</b>	<b>\$168.00</b>	<b>\$42.00</b>	<b>\$11.00</b>
<b>3171</b>	<b>940-5060</b>	<b>DRONEACCESSORY 1</b>	<b>\$210.00</b>	<b>\$47.00</b>	<b>\$16.00</b>
<b>3172</b>	<b>940-5080</b>	<b>DRONEACCESSORY 2</b>	<b>\$53.00</b>	<b>\$26.00</b>	<b>\$11.00</b>

**STATE OF NORTH CAROLINA  
COUNTY OF MECKLENBURG**

**FIFTH AMENDMENT TO THE AGREEMENT TO PROVIDE  
EQUIPMENT RENTALS AND RELATED PRODUCTS AND SERVICES**

**THIS FIFTH AMENDMENT TO THE AGREEMENT TO PROVIDE EQUIPMENT RENTALS AND RELATED PRODUCTS AND SERVICES** (this "Fifth Amendment") is made and entered into this 1st of January 2022, by and between Herc Rentals, Inc., a Florida corporation doing business in North Carolina (the "Company"), and the City of Charlotte, a North Carolina municipal corporation (the "City").

**Statement of Background and Intent**

- A. The City of Charlotte and the Company entered into an Agreement dated November 1, 20108 (the "Contract") pursuant to which the Company agreed to provide equipment rentals and related products and services for the City of Charlotte.
- B. The parties amended the Contract on July 15, 2019 to incorporate an updated equipment list and gold and platinum pricing schedules.
- C. The parties amended the Contract on January 1, 2020 to incorporate an updated equipment list and gold and platinum pricing schedules.
- D. The parties amended the Contract on January 1, 2021 to incorporate an updated equipment list and gold and platinum pricing schedules and the option to recover any administrative or contract fees imposed by any Participating Public Agency.
- E. The parties amended the Contract on August 23, 2021 to replace the Pricing Schedules due to the addition of new equipment.
- F. The parties now desire to amend the Contract to make adjustments to unit pricing, to replace the Commercial Non-Discrimination clause and to incorporate certain other changes.

NOW, THEREFORE, in consideration of the mutual covenants and agreements contained herein, the parties hereby agree to the following:

**AGREEMENT**

- 1. The terms of the Contract are restated by and incorporated into this Fifth Amendment by reference.
- 2. Defined terms used in this Fifth Amendment shall have the same meaning as are assigned to such terms in the Contract.
- 3. The Gold and Platinum Pricing Schedules in Exhibit A of the Contract is hereby replaced in its entirety due to the average rate change of four tenths of one percent (.4%) which are attached hereto as Exhibit A.2.
- 4. Section 34 of the Contract ("Required By City Ordinance: Commercial Non-Discrimination") is hereby replaced in its entirety as provided below:

**REQUIRED BY CITY ORDINANCE: COMMERCIAL NON-DISCRIMINATION.** Herc Rentals, Inc. agrees to comply with the Non-Discrimination Policy set forth in Chapter 2, Article V of the Charlotte City Code, which is available for review at

**Contract#: 2019000318**  
**Amendment#: 5**  
**Vendor#: 20941**

<http://library.municode.com/index.aspx?clientId=19970> and incorporated herein by reference. Herc Rentals, Inc. consents to be bound by the award of any arbitration conducted thereunder.”

5. Except to the extent specifically provided above, this amendment shall not be interpreted or construed as waiving any rights, obligations, remedies, or claims the parties may otherwise have under the Contract.
6. In all other respects and except as modified herein, the terms of the Contract shall remain in force and effect.


*[Signature Page Follows]*

Contract#: 2019000318  
Amendment#: 5  
Vendor#: 20941

IN WITNESS WHEREOF, and in acknowledgement that the parties hereto have read and understood each and every provision hereof, the parties have caused this Fifth Amendment to be executed as of the date first written above.

**HERC RENTALS, INC.**

**CITY OF CHARLOTTE:  
CITY MANAGER'S OFFICE**

BY:   
(signature)

BY: \_\_\_\_\_  
(signature)

PRINT NAME: Jason Oosterebeek

PRINT NAME: \_\_\_\_\_

TITLE: Vice President

TITLE: \_\_\_\_\_

DATE: 12/14/2021

DATE: \_\_\_\_\_





**Digital Contract Routing Form  
Non-Encumbered**

Date Submitted: January 04, 2022

Submitted by: Genetta N. Carothers

Submitter email: [genetta.carothers@charlottenc.gov](mailto:genetta.carothers@charlottenc.gov)

Contract #: 2019000318

Amendment #: 5

Contract Name: Equipment Rentals and Related Products and Services

Vendor Legal Name: Herc Rentals, Inc.

Vendor #: 20941

zed  
per

ures, once completed, shall b  
document ider

eSigned via SeamlessDocs.com  
*Brent Cagle*  
Key: f68f2b82106208b08604836a6396b851

## HERC RENTALS - CONTRACT 2019000318-5

## EXHIBIT A.2 - 2022 GOLD PRICING

	Cat Class	Description	Month	Week	Day
1	100-1050	ROTARY HAMMER 1/4-1 IN SDS PLUS BATT	\$338.00	\$160.00	\$45.00
2	100-1090	ROTARY HAMMER 3/16-3/4IN SDS PLUS ELEC	\$338.00	\$160.00	\$45.00
3	100-1140	ROTARY HAMMER SDS MAX COMBO 1/2-6IN ELEC	\$405.00	\$192.00	\$54.00
4	100-1150	ROTARY HAMMER SDS MAX COMBO 1/2-3IN ELEC	\$405.00	\$192.00	\$54.00
5	100-1180	ROTARY HAMMER DRILL AIR	\$270.00	\$128.00	\$36.00
6	100-1250	BREAKER 10-19LB ELEC	\$405.00	\$192.00	\$54.00
7	100-1260	BREAKER 20-29LB ELEC	\$473.00	\$224.00	\$63.00
8	100-1270	BREAKER 30-39LB ELEC	\$574.00	\$272.00	\$77.00
9	100-1290	BREAKER 50-59LB GAS	\$743.00	\$352.00	\$99.00
10	100-1300	BREAKER 60-69LB ELEC	\$675.00	\$320.00	\$90.00
11	100-1310	BREAKER 70-79LB ELEC	\$743.00	\$352.00	\$99.00
12	100-1320	CART FOR ELECTRIC BREAKER	\$439.00	\$208.00	\$59.00
13	100-1360	BREAKER 60-69 LB HYD	\$338.00	\$120.00	\$45.00
14	100-1390	BREAKER 90-99 LB HYD	\$405.00	\$135.00	\$48.00
15	100-1400	CONCRETE TRANSPOINTER LOCATOR BATTERY	\$405.00	\$135.00	\$48.00
16	100-1405	CONCRETE FERROSCAN REBAR DETECTOR 8IN	\$2,025.00	\$675.00	\$238.00
17	100-1410	CONCRETE SCANNER IMAGE DETECTION SYSTEM	\$4,500.00	\$1,500.00	\$500.00
18	100-1415	CONCRETE SCANNER W/LIVE WIRE DETECTION	\$5,400.00	\$1,800.00	\$665.00
19	100-1420	CORE DRILL UP TO 3IN HAND HELD ELEC	\$641.00	\$304.00	\$86.00
20	100-1440	CORE DRILL UPTO 6IN HAND HELD/STAND ELEC	\$675.00	\$320.00	\$90.00
21	100-1470	CORE DRILL UP TO 12IN STAND ELEC	\$776.00	\$368.00	\$104.00
22	100-1480	CORE DRILL UP TO 24IN STAND HYDRAULIC	\$900.00	\$400.00	\$117.00
23	100-1520	DRILL 3/8IN ELEC	\$135.00	\$64.00	\$18.00
24	100-1550	DRILL 1/2IN ELEC	\$135.00	\$64.00	\$18.00
25	100-1570	DRILL 3/8IN BATTERY	\$135.00	\$64.00	\$18.00
26	100-1580	DRILL 1/2IN BATTERY	\$203.00	\$90.00	\$24.00
27	100-1620	CONCRETE MIXER 3-5CU. FT. ELEC	\$405.00	\$192.00	\$54.00
28	100-1640	CONCRETE MIXER 6 CU. FT. ELEC	\$608.00	\$270.00	\$71.00
29	100-1660	CONCRETE MIXER 4 CU. FT. GAS	\$527.00	\$234.00	\$62.00
30	100-1690	CONCRETE MIXER 9 CU. FT. GAS	\$641.00	\$304.00	\$86.00
31	100-1710	CONCRETE MIXER 12 CU. FT. GAS	\$709.00	\$336.00	\$95.00
32	100-1720	MORTAR MIXER 4 CU. FT. ELEC	\$439.00	\$208.00	\$59.00
33	100-1750	MORTAR MIXER 7 CU. FT. GAS	\$641.00	\$304.00	\$86.00
34	100-1770	MORTAR MIXER 9 CU. FT. GAS	\$641.00	\$304.00	\$86.00
35	100-1780	MORTAR MIXER 12 CU. FT. GAS	\$709.00	\$336.00	\$95.00
36	100-1800	TILT DEBRIS CART 3/4 CU YD BATTERY 750LB	\$495.00	\$214.00	\$71.00
37	100-1850	CONCRETE W/B PUSH BUGGY 6 CU FT	\$169.00	\$80.00	\$23.00
38	100-1860	CONCRETE W/B PUSH BUGGY 8 CU FT	\$169.00	\$80.00	\$23.00
39	100-1862	CONCRETE WHEEL POWER BUGGY 8 CU FT BATT	\$585.00	\$261.00	\$90.00
40	100-1864	CONCRETE WHEEL POWER BUGGY 10 CU FT BATT	\$935.00	\$375.00	\$150.00
41	100-1865	CONCRETE WHEEL POWER BUGGY 16 CU FT. LPG	\$1,249.00	\$592.00	\$167.00
42	100-1870	CONCRETE WHEEL POWER BUGGY 16 CU FT GAS	\$848.00	\$460.00	\$149.00
43	100-1880	CONCRETE TRACK POWER BUGGY 10 CU FT GAS	\$495.00	\$264.00	\$99.00
44	100-1885	CONCRETE TRACK POWER BUGGY 12 CU FT GAS	\$1,249.00	\$592.00	\$167.00
45	100-1890	CONCRETE TRACK POWER BUGGY 16 CU FT GAS	\$1,249.00	\$592.00	\$167.00
46	100-1900	CONCRETE BUCKET 1/2 YD	\$225.00	\$92.00	\$36.00
47	100-1905	CONCRETE BUCKET 1/3 YD	\$225.00	\$92.00	\$36.00
48	100-1910	CONCRETE BUCKET 3/4 YD	\$270.00	\$104.00	\$41.00
49	100-1920	CONCRETE BUCKET 1 YD	\$270.00	\$104.00	\$41.00
50	100-1930	CONCRETE BUCKET 1-1/2 YD	\$386.00	\$144.00	\$59.00
51	100-1940	CONCRETE BUCKET 2 YD	\$401.00	\$176.00	\$68.00
52	100-1950	CUTTER REBAR UP TO 1 IN	\$439.00	\$208.00	\$59.00
53	100-2110	CONCRETE VIBRATOR 1HP ELEC	\$439.00	\$208.00	\$59.00

## HERC RENTALS - CONTRACT 2019000318-5

## EXHIBIT A.2 - 2022 GOLD PRICING

	Cat Class	Description	Month	Week	Day
54	100-2120	CONCRETE VIBRATOR 2HP ELEC	\$439.00	\$208.00	\$59.00
55	100-2130	CONCRETE VIBRATOR 3HP ELEC	\$439.00	\$208.00	\$59.00
56	100-2230	HIGH FREQ INTERNAL CONCRETE VIBRATOR	\$574.00	\$272.00	\$77.00
57	100-2360	CONCRETE VIBRATOR BACKPACK GAS	\$473.00	\$224.00	\$63.00
58	100-2370	CONCRETE VIBRATOR BACKPACK W/2 BATT 1CHG	\$1,225.00	\$400.00	\$125.00
59	100-2500	CONCRETE SCREED PORTABLE 10-16FT GAS	\$540.00	\$256.00	\$72.00
60	100-2550	CONCRETE TROWEL MACHINE 36IN W/B ELEC	\$451.00	\$240.00	\$68.00
61	100-2595	CONCRETE TROWEL MACHINE 24IN W/B GAS	\$574.00	\$272.00	\$77.00
62	100-2600	CONCRETE TROWEL MACHINE 36IN W/B GAS	\$574.00	\$272.00	\$77.00
63	100-2610	CONCRETE TROWEL MACHINE 46IN W/B GAS	\$641.00	\$304.00	\$86.00
64	100-2620	CONCRETE TROWEL MACHINE 48IN W/B GAS	\$641.00	\$304.00	\$86.00
65	100-2650	CONCRETE TROWEL 96IN POWER RIDE-ON GAS	\$1,688.00	\$800.00	\$225.00
66	100-2690	CONCRETE CHAINSAW 18IN ELECTRIC 1 OR 3PH	\$446.00	\$198.00	\$52.00
67	100-2692	BATTERY PACK FOR CHAINSAW 480V 16AMP 3PH	\$1,080.00	\$540.00	\$190.00
68	100-2700	CONCRETE CUTOFF SAW 12IN DUSTLES HH ELEC	\$405.00	\$192.00	\$54.00
69	100-2710	CONCRETE CUTOFF SAW 14IN HAND HELD ELEC	\$405.00	\$192.00	\$54.00
70	100-2720	CONCRETE CUTOFF SAW 12IN HAND HELD GAS	\$506.00	\$240.00	\$68.00
71	100-2730	CONCRETE CUTOFF SAW 14IN HAND HELD GAS	\$506.00	\$240.00	\$68.00
72	100-2740	CONCRETE CUTOFF SAW 16IN HAND HELD GAS	\$574.00	\$272.00	\$77.00
73	100-2750	CONCRETE CUTOFF SAW 14IN HAND HELD AIR	\$439.00	\$200.00	\$57.00
74	100-2775	CONCRETE CUTNBRK SAW 14IN HAND HELD ELEC	\$439.00	\$200.00	\$57.00
75	100-2780	CONCRETE CUTNBRK SAW 16IN HAND HELD GAS	\$506.00	\$240.00	\$68.00
76	100-2810	CONCRETE PUSH W/B SAW 10-19 HP GAS	\$574.00	\$272.00	\$77.00
77	100-2820	CONCRETE SELFPROP W/B SAW 10-19 HP GAS	\$844.00	\$400.00	\$113.00
78	100-2840	CONCRETE SELFPROP W/B SAW 20-29 HP GAS	\$1,013.00	\$480.00	\$135.00
79	100-2850	CONCRETE SELFPROP W/B SAW 30-39 HP GAS	\$1,418.00	\$680.00	\$221.00
80	100-2870	CONCRETE PUSH W/B SAW 0-9 HP ELEC	\$675.00	\$320.00	\$90.00
81	100-2880	CONCRETE SELFPROP W/B SAW 0-9 HP LPN	\$844.00	\$400.00	\$113.00
82	100-2895	CONCRETE SELFPROP W/B SAW 20-29 HP LPN	\$1,088.00	\$512.00	\$144.00
83	100-2910	CONCRETE SELFPROP W/B SAW 40 - 49 HP DSL	\$1,650.00	\$796.00	\$288.00
84	100-2925	CONCRETE SELFPROP W/B SAW 70 - 79 HP DSL	\$2,438.00	\$1,180.00	\$446.00
85	100-2930	CONCRETE PUSH W/B SAW 14IN BLADE AIR	\$574.00	\$272.00	\$77.00
86	100-2950	CONCRETE EARLY ENTRY SAW PUSH 6IN GAS	\$911.00	\$432.00	\$122.00
87	100-2960	CONCRETE EARLY ENTRY SAW W/B 10IN GAS	\$975.00	\$456.00	\$230.00
88	100-2970	CONCRETE EARLY ENTRY SAW W/B 13.5IN GAS	\$1,170.00	\$513.00	\$242.00
89	100-2980	CONCRETE CRACK REPAIR SAW 8IN GAS	\$435.00	\$180.00	\$68.00
90	100-3070	CONCRETE BRICK SAW 14IN ELEC	\$608.00	\$288.00	\$81.00
91	100-3075	CONCRETE BRICK SAW 24IN ELEC 3PH 460V	\$729.00	\$324.00	\$86.00
92	100-3080	CONCRETE BRICK SAW 14IN GAS	\$608.00	\$288.00	\$81.00
93	100-3210	TILE AND STONE COMBICUT SAW 8IN ELEC	\$439.00	\$208.00	\$59.00
94	100-3220	TILE AND STONE COMBICUT SAW 10IN ELEC	\$439.00	\$208.00	\$59.00
95	100-3230	TILE SAW 10IN ELEC	\$439.00	\$208.00	\$59.00
96	100-3410	CURB MOLDING MACHINE GAS	\$2,220.00	\$980.00	\$351.00
97	100-4000	FLOOR SCRAPER W/B 120LB ELEC	\$941.00	\$418.00	\$105.00
98	100-4010	FLOOR SCRAPER W/B 270LB ELEC	\$1,368.00	\$684.00	\$171.00
99	100-4020	FLOOR SCRAPER W/B 425LB ELEC	\$1,995.00	\$855.00	\$285.00
100	100-4025	FLOOR SCRAPER W/B 500LB ELEC	\$2,900.00	\$1,354.00	\$451.00
101	100-4028	FLOOR SCRAPER RIDE-ON 1800LB LP	\$5,500.00	\$2,850.00	\$950.00
102	100-4030	FLOOR SCRAPER RIDE-ON BATTERY 2300LB	\$5,500.00	\$2,850.00	\$950.00
103	100-4035	FLOOR SCRAPER RIDE-ON BATTERY 2800LB	\$7,505.00	\$3,700.00	\$1,283.00
104	100-4040	FLOOR SCRAPER RIDE-ON 2850LB LP	\$8,545.00	\$3,700.00	\$1,283.00
105	100-4090	ROOFING SCRAPER UP TO 30IN GAS	\$2,205.00	\$855.00	\$333.00
106	100-4100	ROLLER LINOLEUM UP TO 100 LBS	\$443.00	\$183.00	\$72.00

## HERC RENTALS - CONTRACT 2019000318-5

## EXHIBIT A.2 - 2022 GOLD PRICING

	Cat Class	Description	Month	Week	Day
107	100-4220	GRINDER CONCRETE FLOOR 22IN DUAL115/230V	\$1,013.00	\$510.00	\$135.00
108	100-4230	GRINDER CONCRETE FLOOR 9IN SINGLE 115V	\$844.00	\$425.00	\$113.00
109	100-4235	GRINDER CONCRETE EDGE 7IN 115V 1PH	\$844.00	\$425.00	\$113.00
110	100-4236	GRINDER CONCRETE EDGE 11IN 230V 1PH	\$1,500.00	\$680.00	\$155.00
111	100-4237	GRINDER CONCRETE FLOOR 18IN SINGLE 120V	\$1,688.00	\$850.00	\$225.00
112	100-4239	GRINDER CONCRETE FLOOR 16IN 240V 1PH	\$1,688.00	\$850.00	\$225.00
113	100-4250	GRINDER CONCRETE FLOOR 10IN SINGLE GAS	\$1,013.00	\$510.00	\$135.00
114	100-4255	GRINDER CONCRETE FLOOR 16IN GAS	\$1,688.00	\$850.00	\$225.00
115	100-4260	GRINDER CONCRETE FLOOR 22IN DUAL GAS	\$1,013.00	\$510.00	\$135.00
116	100-4275	GRINDER CONCRETE FLOOR 20IN 240V 1PH	\$2,550.00	\$1,700.00	\$565.00
117	100-4280	GRINDER CONCRETE FLOOR 10IN SINGLE LP	\$881.00	\$340.00	\$108.00
118	100-4281	GRINDER CONCRETE FLOOR 26IN LPG	\$3,905.00	\$1,560.00	\$445.00
119	100-4282	GRINDER CONCRETE FLOOR 32IN 480V 3PH MAN	\$5,850.00	\$2,125.00	\$650.00
120	100-4284	GRINDER CONCRETE FLOOR 32IN 480V REMOTE	\$6,045.00	\$2,100.00	\$700.00
121	100-4286	GRINDER CONCRETE FLOOR 32IN LPG REMOTE	\$6,045.00	\$2,100.00	\$700.00
122	100-4290	GRINDER CONCRETE CEILING W/HEPA VAC 120V	\$244.00	\$149.00	\$50.00
123	100-4295	CONCRETE SCARIFIER PLANER 8IN 115V	\$1,950.00	\$1,020.00	\$270.00
124	100-4300	CONCRETE SCARIFIER PLANER 8IN 230V 1PH	\$1,950.00	\$1,020.00	\$270.00
125	100-4310	CONCRETE SCARIFIER PLANER 8IN GAS	\$1,950.00	\$1,020.00	\$270.00
126	100-4315	CONCRETE SCARIFIER PLANER 8IN LP	\$1,950.00	\$1,020.00	\$270.00
127	100-4320	CONCRETE SCARIFIER PLANER 10IN GAS	\$788.00	\$378.00	\$135.00
128	100-4400	SCABBLER HANDHELD AIR	\$413.00	\$162.00	\$54.00
129	100-4410	SCABBLER WALK BEHIND 29 IN AIR	\$1,009.00	\$497.00	\$225.00
130	100-4430	TRAFFIC LINE REMOVER	\$1,808.00	\$731.00	\$293.00
131	100-4460	GRINDER BENCH 8 IN ELEC	\$68.00	\$38.00	\$14.00
132	100-4490	GRINDER DIE 1-1/2 IN ELEC	\$71.00	\$36.00	\$14.00
133	100-4510	GRINDER DIE 2-1/2 IN ELEC	\$71.00	\$36.00	\$14.00
134	100-4560	GRINDER POLISH DIAMOND 5IN DUSTLESS ELEC	\$270.00	\$113.00	\$48.00
135	100-4570	GRINDER DIAMOND 6IN DUSTLESS ELEC	\$776.00	\$368.00	\$104.00
136	100-4610	SCALER PISTON AIR	\$56.00	\$21.00	\$9.00
137	100-4620	FLOOR SCALER CHISEL AIR	\$244.00	\$98.00	\$36.00
138	100-4630	SCALER NEEDLE SCALER FLUX AIR	\$135.00	\$51.00	\$18.00
139	100-4700	SHOT BLASTER CONCRETE 8 IN 120V W/B	\$2,194.00	\$1,203.00	\$383.00
140	100-4705	SHOT BLASTER CONCRETE 10IN 240V 3PH W/B	\$5,740.00	\$1,660.00	\$830.00
141	100-4720	MAGNET PULL TO PULL TOWABLE	\$2,126.00	\$965.00	\$405.00
142	100-4810	GRINDER R-ANGLE 4-1/2IN ELEC	\$71.00	\$36.00	\$14.00
143	100-4820	GRINDER RIGHT ANGLE 5 IN ELEC	\$71.00	\$36.00	\$14.00
144	100-4830	GRINDER RIGHT ANGLE 6 IN ELEC	\$71.00	\$36.00	\$14.00
145	100-4840	GRINDER RIGHT ANGLE 7 IN ELEC	\$71.00	\$36.00	\$14.00
146	100-4850	GRINDER RIGHT ANGLE 9 IN ELEC	\$86.00	\$41.00	\$14.00
147	100-4970	SANDER DISC 7 IN ELEC	\$101.00	\$48.00	\$14.00
148	100-5010	SANDER ORBITAL 6IN ELEC	\$162.00	\$72.00	\$19.00
149	100-5020	SANDER ORBITAL 12 IN FLOOR DUST CONTROL	\$405.00	\$204.00	\$54.00
150	100-5030	SANDER BELT 3 IN ELEC	\$135.00	\$68.00	\$29.00
151	100-5040	SANDER BELT 4 IN ELEC	\$135.00	\$68.00	\$29.00
152	100-5060	SANDER DRYWALL 9 IN HEAD 62 IN REACH	\$338.00	\$160.00	\$45.00
153	100-5150	DRY ICE BLASTING PACKAGE 40LB	\$2,309.00	\$770.00	\$309.00
154	100-5160	ABRASIVE BLASTING POT 3.5 CU FT	\$525.00	\$230.00	\$81.00
155	100-5165	ABRASIVE BLASTING POT 6.5 CU FT	\$1,620.00	\$405.00	\$143.00
156	100-5210	NAILER FLOORING AIR	\$270.00	\$128.00	\$36.00
157	100-5300	SANDER ORBITAL 12 IN FLOOR	\$405.00	\$204.00	\$54.00
158	100-5310	SANDER DRUM 8 IN ELECTRIC	\$405.00	\$204.00	\$54.00
159	100-5320	SANDER FLOOR EDGER 7 IN ELECTRIC	\$270.00	\$136.00	\$36.00

## HERC RENTALS - CONTRACT 2019000318-5

## EXHIBIT A.2 - 2022 GOLD PRICING

	Cat Class	Description	Month	Week	Day
160	100-5330	SANDER ROTARY 16 IN FLOOR DUST CONTROL	\$405.00	\$204.00	\$72.00
161	100-5400	BUFFER 13IN ELECTRIC	\$236.00	\$119.00	\$32.00
162	100-5410	BUFFER 17IN ONE SPEED 175 RPM 120V	\$338.00	\$170.00	\$45.00
163	100-5420	BUFFER 20IN DUEL SPEED 175/320 RPM 120V	\$405.00	\$204.00	\$54.00
164	100-5430	BURNISHER 20IN HIGH SPEED ELECTRIC	\$405.00	\$204.00	\$54.00
165	100-5435	BURNISHER 28IN HIGH SPEED LP	\$1,247.00	\$441.00	\$228.00
166	100-5500	SPRAYER PAINT STANDARD AIRLESS	\$566.00	\$316.00	\$90.00
167	100-5510	SPRAYER PAINT MEDIUM AIRLESS	\$506.00	\$240.00	\$68.00
168	100-5515	SPRAYER PAINT PAVEMENT STRIPER GAS	\$1,530.00	\$720.00	\$190.00
169	100-5530	SPRAYER ACOUSTICAL STANDARD	\$473.00	\$224.00	\$63.00
170	100-5620	NAILER FRAMING AIR	\$203.00	\$96.00	\$27.00
171	100-5630	NAILER FINISHING AIR	\$203.00	\$96.00	\$27.00
172	100-5632	NAILER FINISHING BATTERY	\$360.00	\$160.00	\$63.00
173	100-5640	NAILER ROOFING AIR	\$203.00	\$96.00	\$27.00
174	100-5650	STAPLER FLOORING AIR	\$203.00	\$96.00	\$27.00
175	100-5670	NAILER SIDING AIR	\$203.00	\$96.00	\$27.00
176	100-5990	DRILL 3/8 IN RIGHT ANGLE ELEC	\$169.00	\$80.00	\$23.00
177	100-6000	DRILL 1/2 IN RIGHT ANGLE ELECTRIC	\$169.00	\$80.00	\$23.00
178	100-6040	DRILL GAS	\$236.00	\$112.00	\$32.00
179	100-6050	DRILL TEE FORMING ELEC	\$720.00	\$266.00	\$105.00
180	100-6100	SCREWGUN	\$75.00	\$40.00	\$14.00
181	100-6110	SCREWGUN W/ AUTO FEED	\$199.00	\$92.00	\$36.00
182	100-6150	PLANER HAND HELD 1 TO 3-1/4 IN ELEC	\$171.00	\$81.00	\$29.00
183	100-6200	PLANER BENCH 12 IN ELEC	\$368.00	\$200.00	\$68.00
184	100-6250	GUN HEAT UP TO 1000 DEGREE ELEC	\$34.00	\$16.00	\$9.00
185	100-6500	SAW JIG HAND HELD ELEC	\$34.00	\$16.00	\$9.00
186	100-6510	SAW CIRCULAR 7 1/4IN BLADE ELEC	\$135.00	\$64.00	\$18.00
187	100-6520	SAW CIRCULAR 10 1/4IN BLADE ELEC	\$203.00	\$96.00	\$27.00
188	100-6530	SAW CIRCULAR 16 IN ELEC	\$338.00	\$160.00	\$45.00
189	100-6540	SAW WORM DRIVE TYPE 7-1/4IN ELEC	\$135.00	\$64.00	\$18.00
190	100-6560	SAW RECIPROCATING HAND BATTERY	\$135.00	\$64.00	\$18.00
191	100-6570	SAW RECIPROCATING HAND ELEC	\$135.00	\$64.00	\$18.00
192	100-6620	SAW MITER SLIDE COMPOUND 12 IN ELEC	\$304.00	\$144.00	\$41.00
193	100-6640	SAW CHOP 14IN BLADE ELEC	\$270.00	\$128.00	\$36.00
194	100-6650	SAW TABLE 10IN BLADE ELEC	\$304.00	\$144.00	\$41.00
195	100-6670	SAW TOE KICK ELEC	\$203.00	\$72.00	\$27.00
196	100-6680	SAW FLUSH CUT ELEC	\$213.00	\$86.00	\$30.00
197	100-6710	SAW BANDSAW HAND ELEC	\$270.00	\$128.00	\$36.00
198	100-6810	STUD GUN FASTENER	\$304.00	\$144.00	\$41.00
199	100-6900	BUFFER AUTOBODY POLISHER UP TO 9 IN ELEC	\$122.00	\$45.00	\$19.00
200	100-7010	WALLPAPER REMOVER LARGE	\$236.00	\$112.00	\$32.00
201	100-7020	CARPET BONDING IRON	\$150.00	\$64.00	\$18.00
202	100-7030	SHEETROCK JACK	\$236.00	\$112.00	\$32.00
203	100-7040	SIDING BRAKE	\$94.00	\$40.00	\$18.00
204	100-7050	METAL DETECTOR FERROUS	\$270.00	\$128.00	\$36.00
205	100-7060	METAL DETECTOR TREASURE	\$135.00	\$52.00	\$18.00
206	100-7090	JEEPER PIPE INSPECTOR	\$169.00	\$60.00	\$23.00
207	100-7110	LEVEL OPTICAL TRANSIT	\$244.00	\$92.00	\$36.00
208	100-7140	LEVEL LASER PIPE	\$829.00	\$384.00	\$149.00
209	100-7160	LEVEL LASER VISIBLE	\$439.00	\$208.00	\$59.00
210	100-7250	SNIFFER CONFINED SPACE 4 GAS	\$591.00	\$209.00	\$74.00
211	100-7515	CABLE BENDER HYD W/FOOT PUMP	\$293.00	\$180.00	\$95.00
212	100-7525	CABLE CUTTER 2IN HAND HELD BATTERY	\$405.00	\$135.00	\$48.00



## HERC RENTALS - CONTRACT 2019000318-5

## EXHIBIT A.2 - 2022 GOLD PRICING

	Cat Class	Description	Month	Week	Day
213	100-7526	CABLE CUTTER 4IN REMOTE BATTERY	\$630.00	\$315.00	\$119.00
214	100-7530	CONDUIT BENDING TABLE	\$400.00	\$200.00	\$100.00
215	100-8220	SAFETY CONFINED SPACE ENTRY RESCUE KIT	\$525.00	\$208.00	\$81.00
216	100-8225	SIDE ENTRY SAFETY RETREIVAL SYS W/WINCH	\$1,350.00	\$482.00	\$185.00
217	100-8230	SAFETY WINCH EVAC 50	\$169.00	\$76.00	\$27.00
218	100-8240	FALL PROTECTION SELF-RETRACTING YOYO 60	\$322.00	\$112.00	\$32.00
219	100-8250	SAFETY WINCH EVAC 130	\$899.00	\$288.00	\$76.00
220	100-8265	TRAILER MOUNTED FALL PROTECTION MANUAL	\$2,000.00	\$950.00	\$380.00
221	100-8270	TRAILER MOUNTED FALL PROTECTION ELECTRIC	\$2,000.00	\$950.00	\$380.00
222	100-8275	ALL TERRAIN MOBILE FALL PROTECTION GAS	\$4,950.00	\$2,000.00	\$805.00
223	100-8280	FALL PROTECTION TOWER INDOOR PUSH/PULL	\$2,340.00	\$950.00	\$380.00
224	100-8290	FALL PROTECTION ROLLING DECK EDGE SYSTEM	\$1,100.00	\$380.00	\$190.00
225	105-1605	VACUUM BACKPACK	\$205.00	\$73.00	\$24.00
226	105-1630	VACUUM WET/DRY 6-9 GALLON 135CFM	\$169.00	\$85.00	\$23.00
227	105-1650	VACUUM WET/DRY 10-15 GALLON 135CFM	\$203.00	\$102.00	\$27.00
228	105-1680	VACUUM WET/DRY W/PUMP 19 GALLON	\$446.00	\$191.00	\$68.00
229	105-1700	VACUUM WET/DRY INDUSTRIAL 55 GALLON	\$338.00	\$170.00	\$45.00
230	105-1702	VACUUM WET/DRY INDUSTRIAL 55GAL QUAD AIR	\$810.00	\$270.00	\$95.00
231	105-1703	VACUUM WET/DRY 55 GALLON AIR HAZ LOC	\$630.00	\$225.00	\$119.00
232	105-1705	VACUUM COREDRILL WATER MANAGEMENT SYSTEM	\$338.00	\$170.00	\$50.00
233	105-1715	VACUUM CANISTER DRY SILICA 150 CFM 120V	\$261.00	\$114.00	\$29.00
234	105-1720	VACUUM DROP BAG DRY SILICA 130 CFM 120V	\$261.00	\$114.00	\$29.00
235	105-1725	VACUUM CANISTER DRY SILICA 200 CFM 120V	\$380.00	\$166.00	\$43.00
236	105-1735	VACUUM DROP BAG DRY SILICA 200 CFM 120V	\$380.00	\$166.00	\$43.00
237	105-1740	VACUUM DROP BAG DRY SILICA 250 CFM 120V	\$380.00	\$166.00	\$43.00
238	105-1743	VACUUM DROP BAG DRY SILICA 300 CFM 240V	\$750.00	\$325.00	\$85.00
239	105-1744	VACUUM DROP BAG DRY SILICA 300 CFM LP	\$750.00	\$325.00	\$85.00
240	105-1745	VACUUM CANISTER DRY SILICA 300 CFM 120V	\$380.00	\$166.00	\$43.00
241	105-1746	VACUUM DROP BAG DRY SILICA 300 CFM 120V	\$380.00	\$166.00	\$43.00
242	105-1747	VACUUM DROP BAG DRY SILICA 350 CFM 480V	\$1,250.00	\$430.00	\$140.00
243	105-1749	VACUUM DROP BAG DRY SILICA 400 CFM LP	\$1,600.00	\$945.00	\$310.00
244	105-1800	VACUUM WATER EXTRACTOR W/AUTO PUMPOUT	\$506.00	\$230.00	\$81.00
245	105-1810	EXTRACTOR RIDE-ON FLOOD PUMPER	\$2,288.00	\$1,148.00	\$495.00
246	105-1820	EXTRACTOR LARGE LOSS SKID GAS	\$3,000.00	\$1,479.00	\$653.00
247	105-1920	WASHER STEAMER 250 PSI 2 GPM 115 V ELEC	\$1,215.00	\$540.00	\$143.00
248	105-2000	WASHER 1000-1999 PSI GAS	\$540.00	\$256.00	\$72.00
249	105-2010	WASHER 1000 PSI ELEC 120V 12.5-15AMP	\$540.00	\$256.00	\$72.00
250	105-2020	WASHER 2000-2999 PSI GAS	\$540.00	\$256.00	\$72.00
251	105-2030	WASHER 2000-2999 PSI LPN	\$540.00	\$256.00	\$72.00
252	105-2040	WASHER 3000 PSI DSL	\$810.00	\$384.00	\$108.00
253	105-2050	WASHER 3000-3999 PSI GAS	\$675.00	\$320.00	\$90.00
254	105-2060	WASHER 4000-4999 PSI GAS	\$675.00	\$320.00	\$90.00
255	105-2065	WASHER 4000 PSI DUEL WAND & ROTARY GAS	\$975.00	\$475.00	\$130.00
256	105-2070	WASHER 5000-5999 PSI GAS	\$975.00	\$448.00	\$126.00
257	105-2500	WASHER 2000-2999 PSI HOT WATER GAS	\$1,080.00	\$512.00	\$144.00
258	105-2505	WASHER 1000-1999 PSI HOT WATER ELEC	\$900.00	\$512.00	\$144.00
259	105-2515	WASHER 3000-3999 PSI HOT WATER GAS	\$1,215.00	\$576.00	\$162.00
260	105-2800	WASHER TRAILER MOUNTED 3000 PSI DSL	\$1,395.00	\$680.00	\$284.00
261	105-2805	WASHER TRAILER NO TANK 3-4K PSI HOT GAS	\$1,395.00	\$680.00	\$284.00
262	105-2810	WASHER TRAILER W/TANK 3-4K PSI HOT GAS	\$1,395.00	\$680.00	\$284.00
263	105-2830	WASHER TRAILER MNT 3000-3999PSI HOT DSL	\$1,395.00	\$680.00	\$284.00
264	105-2840	WASHER TRAILER MNT 4000-4999PSI COLD DSL	\$2,025.00	\$840.00	\$340.00
265	105-3000	SWEEPER CONTRUCTION RIDE ON 3 WHEEL	\$1,515.00	\$664.00	\$279.00



## HERC RENTALS - CONTRACT 2019000318-5

## EXHIBIT A.2 - 2022 GOLD PRICING

	Cat Class	Description	Month	Week	Day
266	105-3020	SWEEPER CONTRUCTION RIDE ON 4 WHEEL CAB	\$2,100.00	\$840.00	\$338.00
267	105-3500	KOMBI POWERHEAD UNIT GAS	\$299.00	\$133.00	\$33.00
268	105-3590	SWEEPER W/B 34 IN PATH BATTERY	\$1,510.00	\$589.00	\$209.00
269	105-3596	SWEEPER W/B 36 IN PATH GAS	\$455.00	\$135.00	\$110.00
270	105-3600	SWEEPER MID-SIZED 50 IN RIDE-ON LP	\$2,400.00	\$988.00	\$360.00
271	105-3610	SWEEPER LARGE 62 IN RIDE-ON LP	\$2,600.00	\$1,216.00	\$428.00
272	105-3615	SWEEPER LARGE 62 IN RIDE-ON DSL	\$3,986.00	\$1,632.00	\$617.00
273	105-3620	SWEEPER INDUSTRIAL 66 IN RIDE ON DSL	\$6,175.00	\$2,470.00	\$865.00
274	105-3640	HIGH VOLUME OUTDOOR SWEEPER DSL	\$10,688.00	\$5,130.00	\$2,166.00
275	105-3650	LITTER VACUUM RIDE ON OUTDOOR	\$3,705.00	\$1,482.00	\$523.00
276	105-3700	SCRUBBER W/B 15 IN PATH ELECTRIC	\$338.00	\$122.00	\$33.00
277	105-3702	SCRUBBER W/B 15 IN PATH BATTERY	\$765.00	\$295.00	\$114.00
278	105-3710	SCRUBBER W/B 20 IN PATH BATTERY	\$1,575.00	\$648.00	\$228.00
279	105-3715	SCRUBBER W/B 32 IN PATH BATTERY	\$1,900.00	\$760.00	\$266.00
280	105-3720	SCRUBBER MID-SIZED RIDE ON BATTERY	\$2,470.00	\$998.00	\$380.00
281	105-3740	SCRUBBER INDUSTRIAL RIDE ON LP	\$3,175.00	\$1,368.00	\$475.00
282	105-3760	SWEEPER/SCRUBBER INDUST RIDE-ON LPG 40IN	\$3,705.00	\$1,482.00	\$523.00
283	105-3765	SWEEPER/SCRUBBER INDUST RIDE-ON LPG 48IN	\$4,320.00	\$1,980.00	\$689.00
284	105-3800	VACUUM WALK BEHIND LEAF	\$709.00	\$264.00	\$72.00
285	105-3810	CLEANER CARPET COLD WATER	\$270.00	\$136.00	\$36.00
286	105-3815	CLEANER CARPET HOT WATER	\$405.00	\$180.00	\$48.00
287	105-3820	CLEANER UPHOLSTERY	\$169.00	\$85.00	\$23.00
288	110-1530	LIGHT CART LED 150 WATT HAZ LOC	\$236.00	\$90.00	\$32.00
289	110-1550	LIGHT STAND LED 1-HEAD FLOOD	\$140.00	\$70.00	\$18.00
290	110-1553	LIGHT CART LED 200 WATT 1-HEAD	\$225.00	\$77.00	\$45.00
291	110-1555	LIGHT CART LED 400 WATT 2-HEAD	\$300.00	\$120.00	\$65.00
292	110-1560	LIGHT CART 400 WATT METAL HALIDE	\$395.00	\$150.00	\$69.00
293	110-1570	LIGHT WOBBLE LED 36IN	\$280.00	\$135.00	\$36.00
294	110-1575	LIGHT LED 360 DEGREE 115V	\$100.00	\$40.00	\$15.00
295	110-1577	LIGHT LED 360 DEGREE BATTERY	\$140.00	\$50.00	\$20.00
296	110-1580	LIGHT BALLOON LAMP LED 300/575 WATT	\$395.00	\$150.00	\$69.00
297	110-1590	LIGHT BALLOON LAMP 1000 WATT HALIDE	\$395.00	\$150.00	\$69.00
298	110-1700	LIGHT PEDESTAL 1000 WATT ELEC	\$184.00	\$80.00	\$32.00
299	110-1710	LIGHT PEDESTAL 2000 WATT ELEC	\$184.00	\$80.00	\$32.00
300	110-1720	LIGHT CART 2000 WATT HALIDE 2-HEAD	\$338.00	\$162.00	\$57.00
301	110-1850	LIGHT CRANE LED 450-500W	\$195.00	\$75.00	\$26.00
302	110-2000	LIGHT DROP LED 120V HAZ LOC	\$70.00	\$25.00	\$9.00
303	110-2010	LIGHT FLOOD INCAN 110V HAZ LOC ELEC	\$350.00	\$120.00	\$45.00
304	110-2015	LIGHT AREA LED W/TRIPOD HAZ LOC	\$540.00	\$180.00	\$60.00
305	110-2020	LIGHT STAND AIR 250W HAZ LOC	\$743.00	\$264.00	\$99.00
306	110-2030	LIGHT BRICK LED HAZ LOC	\$1,040.00	\$370.00	\$135.00
307	110-2040	LIGHT FLOOD HAZ LOC AIR	\$675.00	\$240.00	\$90.00
308	110-2041	LIGHT FLOOD AIR LED HAZ LOC	\$810.00	\$270.00	\$95.00
309	110-2043	LIGHT TUBULAR LED FOR INSPECTION HAZ LOC	\$160.00	\$45.00	\$15.00
310	110-2050	LIGHT STRING LED 100FT HAZ LOC	\$911.00	\$324.00	\$122.00
311	110-2055	LIGHT STRING 80FT LED 12V HAZ LOC	\$405.00	\$208.00	\$95.00
312	110-2080	LIGHT STRING INCAN 12V HAZ LOC	\$1,040.00	\$390.00	\$144.00
313	110-2100	LIGHT WORK INCAN 120V HAZ LOC	\$101.00	\$48.00	\$14.00
314	110-2110	LIGHT WORK INCAN 120V/12V HAZ LOC	\$304.00	\$144.00	\$41.00
315	115-1500	TILLER 1 HP 10IN WIDTH HAND HELD	\$270.00	\$128.00	\$36.00
316	115-1550	TILLER 4-5 HP 20-26IN WIDTH MID TINE	\$473.00	\$224.00	\$63.00
317	115-1570	TILLER 6-8 HP 18-20IN WIDTH REAR TINE	\$473.00	\$224.00	\$63.00
318	115-1590	TILLER 9-13 HP 18-20IN WIDTH REAR TINE	\$911.00	\$432.00	\$122.00

## HERC RENTALS - CONTRACT 2019000318-5

## EXHIBIT A.2 - 2022 GOLD PRICING

	Cat Class	Description	Month	Week	Day
319	115-1595	TILLER 10-13 HP 20-26IN WIDTH REAR TINE	\$911.00	\$432.00	\$122.00
320	115-1610	TOPDRESSER 10 CUFT 30IN WALKBEHIND GAS	\$1,350.00	\$600.00	\$150.00
321	115-1700	SOD CUTTER 12IN CUT W/B	\$641.00	\$304.00	\$86.00
322	115-1710	SOD CUTTER 18IN CUT W/B	\$641.00	\$304.00	\$86.00
323	115-1730	SOD ROLLER 30IN WALKBEHIND GAS	\$810.00	\$360.00	\$95.00
324	115-1770	DETHATCHER 20-22IN WALKBEHIND	\$555.00	\$265.00	\$75.00
325	115-1810	AERATOR 10-19IN WIDTH WALKBEHIND	\$574.00	\$280.00	\$80.00
326	115-1820	AERATOR 20-29IN WIDTH WALKBEHIND	\$900.00	\$430.00	\$120.00
327	115-1840	AERATOR 20-29 IN WIDTH RIDE ON	\$1,925.00	\$730.00	\$220.00
328	115-1850	OVERSEEDER WALKBEHIND GAS	\$825.00	\$340.00	\$117.00
329	115-1880	HYDRO SEEDER TRAILER MNT 600-700 GALLON	\$3,155.00	\$1,110.00	\$425.00
330	115-1950	EDGER LAWN	\$300.00	\$160.00	\$45.00
331	115-1955	EDGER LAWN WALK BEHIND	\$405.00	\$216.00	\$57.00
332	115-1960	BED EDGER	\$581.00	\$260.00	\$86.00
333	115-2020	HEDGE TRIMMER 24IN ELEC	\$221.00	\$108.00	\$32.00
334	115-2030	HEDGE TRIMMER 30IN ELEC	\$221.00	\$108.00	\$32.00
335	115-2060	HEDGE TRIMMER 24IN GAS	\$263.00	\$144.00	\$41.00
336	115-2070	HEDGE TRIMMER 24IN ON A 42IN SHAFT GAS	\$296.00	\$156.00	\$54.00
337	115-2080	HEDGE TRIMMER 30IN GAS	\$296.00	\$156.00	\$54.00
338	115-2180	MOWER HIGH WHEELED STRING TRIMMER GAS	\$324.00	\$162.00	\$57.00
339	115-2190	MOWER LAWN 20-24IN PUSH GAS	\$203.00	\$96.00	\$27.00
340	115-2200	MOWER LAWN 20-24IN SELF PROPELLED GAS	\$270.00	\$128.00	\$36.00
341	115-2230	MOWER BRUSH 24-26IN SELF PROPELLED GAS	\$776.00	\$368.00	\$104.00
342	115-2240	MOWER LAWN 36-48IN RIDING GAS	\$878.00	\$416.00	\$117.00
343	115-2250	MOWER LAWN 49-60IN RIDING GAS	\$1,013.00	\$476.00	\$135.00
344	115-2260	MOWER LAWN 49-60IN RIDING DIESEL	\$1,249.00	\$592.00	\$167.00
345	115-2320	WEED EATER GAS	\$360.00	\$96.00	\$36.00
346	115-2405	RAKE POWER W/B GAS	\$748.00	\$360.00	\$95.00
347	115-2410	LEAF BLOWER HANDHELD GAS	\$135.00	\$64.00	\$18.00
348	115-2420	LEAF BLOWER BACKPACK GAS	\$236.00	\$112.00	\$32.00
349	115-2430	LEAF BLOWER WALKBEHIND GAS	\$371.00	\$176.00	\$50.00
350	115-2435	STRAW BLOWER 4 TON PER HOUR	\$1,164.00	\$413.00	\$133.00
351	115-2440	STRAW BLOWER 7 TON PER HOUR	\$1,187.00	\$531.00	\$228.00
352	115-2450	BLOWER DEBRIS TOW BEHIND GAS	\$4,560.00	\$1,530.00	\$428.00
353	115-2490	POSTHOLE AUGER ONE MAN GAS	\$675.00	\$320.00	\$90.00
354	115-2500	POSTHOLE AUGER ONE MAN TOWABLE GAS	\$675.00	\$320.00	\$90.00
355	115-2540	POSTHOLE AUGER TWO MAN GAS	\$675.00	\$320.00	\$90.00
356	115-2600	POST DRIVER 55LB AIR	\$675.00	\$320.00	\$90.00
357	115-2610	POST DRIVER 45LB GAS	\$675.00	\$320.00	\$90.00
358	115-2650	POST PULLER 3 TON MANUAL	\$169.00	\$60.00	\$23.00
359	115-2700	CHAIN SAW 16IN ELECTRIC	\$304.00	\$144.00	\$41.00
360	115-2754	POLE PRUNER 7IN REACH GAS	\$338.00	\$160.00	\$45.00
361	115-2755	POLE PRUNER SAW 8-12FT REACH GAS	\$371.00	\$176.00	\$50.00
362	115-2760	CHAIN SAW 14IN GAS	\$371.00	\$176.00	\$50.00
363	115-2770	CHAIN SAW 16IN GAS	\$371.00	\$176.00	\$50.00
364	115-2780	CHAIN SAW 18IN GAS	\$439.00	\$208.00	\$59.00
365	115-2790	CHAIN SAW 20IN GAS	\$439.00	\$208.00	\$59.00
366	115-2810	CHAIN SAW 25IN GAS	\$506.00	\$240.00	\$68.00
367	115-2820	CHAIN SAW 28IN GAS	\$574.00	\$272.00	\$77.00
368	115-2840	CHAIN SAW 32IN GAS	\$574.00	\$272.00	\$77.00
369	115-2890	CHAIN SAW CONCRETE 12-16IN GAS	\$859.00	\$392.00	\$113.00
370	115-2900	LOG SPLITTER 9HP 20-26 TON	\$641.00	\$304.00	\$86.00
371	115-2970	GRILL TRAILER MOUNTED W/ROTISSURIE LPG	\$675.00	\$320.00	\$90.00

## HERC RENTALS - CONTRACT 2019000318-5

## EXHIBIT A.2 - 2022 GOLD PRICING

	Cat Class	Description	Month	Week	Day
372	115-3510	BRUSH CHIPPER 6-7IN 20 - 25 HP GAS	\$1,575.00	\$780.00	\$293.00
373	115-3540	BRUSH CHIPPER 12IN 49 - 74 HP DSL	\$2,700.00	\$1,080.00	\$450.00
374	115-3545	BRUSH CHIPPER 12IN 49 - 90 HP GAS	\$2,700.00	\$1,080.00	\$450.00
375	115-3570	BRUSH CHIPPER 18IN 170 - 179 HP DSL	\$4,500.00	\$2,000.00	\$765.00
376	115-3600	STUMP GRINDER 10 - 19 HP GAS	\$1,313.00	\$600.00	\$215.00
377	115-3610	STUMP GRINDER 20 - 29 HP GAS	\$1,350.00	\$615.00	\$235.00
378	115-3640	STUMP GRINDER 60 - 69 HP DSL	\$2,475.00	\$1,320.00	\$495.00
379	115-4010	CHARGER BATTERY 1 TO 24 V	\$203.00	\$72.00	\$27.00
380	120-1520	CHIPPING HAMMER RETAINER 13-20 LB AIR	\$304.00	\$144.00	\$41.00
381	120-1540	CHIPPING HAMMER RETAINER 26-31 LB AIR	\$338.00	\$160.00	\$45.00
382	120-1610	BREAKER 30-39LB AIR	\$304.00	\$144.00	\$41.00
383	120-1620	BREAKER 40-49LB AIR	\$338.00	\$160.00	\$45.00
384	120-1640	BREAKER 60-69LB AIR	\$371.00	\$176.00	\$50.00
385	120-1660	BREAKER 90-99LB AIR	\$473.00	\$224.00	\$63.00
386	120-1695	CLAY DIGGER 20-29 LB AIR	\$304.00	\$144.00	\$41.00
387	120-1700	CLAY DIGGER 30-39 LB AIR	\$304.00	\$144.00	\$41.00
388	120-1750	ROCK DRILL 1-9 LB AIR	\$405.00	\$192.00	\$54.00
389	120-1760	ROCK DRILL 10-19 LB AIR	\$439.00	\$208.00	\$59.00
390	120-1780	ROCK DRILL 30-39 LB AIR	\$473.00	\$224.00	\$63.00
391	120-1800	ROCK DRILL 40-49 LB AIR	\$540.00	\$256.00	\$72.00
392	120-1810	ROCK DRILL 50-59 LB AIR	\$574.00	\$272.00	\$77.00
393	120-1820	ROCK DRILL 60-69 LB AIR	\$574.00	\$272.00	\$77.00
394	120-1900	ROCK SPLITTER	\$831.00	\$299.00	\$95.00
395	120-1910	ROCK SPLITTER POWER BOX	\$595.00	\$270.00	\$109.00
396	120-2010	RIVET BUSTER 6 IN STROKE	\$188.00	\$72.00	\$32.00
397	120-2020	CHIPPING HAMMER 4IN STROKE ROUND	\$188.00	\$72.00	\$32.00
398	120-2030	RIVET BUSTER 8IN STROKE	\$506.00	\$240.00	\$68.00
399	120-2040	RIVET BUSTER 11IN STROKE	\$540.00	\$256.00	\$72.00
400	120-3000	GRINDER BATWING 7INCH AIR	\$135.00	\$48.00	\$18.00
401	120-3010	GRINDER ANGLE 4 IN AIR	\$135.00	\$48.00	\$18.00
402	120-3020	GRINDER HORIZ 7 IN AIR	\$135.00	\$48.00	\$18.00
403	120-3025	GRINDER VERTICAL 7 IN AIR	\$126.00	\$67.00	\$19.00
404	120-3030	GRINDER STRAIGHT AIR	\$101.00	\$36.00	\$14.00
405	120-3040	GRINDER DIE RIGHT ANGLE 1/4IN AIR	\$101.00	\$36.00	\$14.00
406	120-3050	GRINDER DIE 1/4IN AIR	\$101.00	\$36.00	\$14.00
407	120-3500	DRILL HORIZ 1/2INCH AIR	\$135.00	\$48.00	\$18.00
408	120-3510	DRILL HORIZ 3/8 AIR	\$100.00	\$36.00	\$15.00
409	120-3550	CONCRETE SLAB RIDER DRILL5/8-2-1/2IN AIR	\$2,700.00	\$900.00	\$300.00
410	120-3600	SAW CIRCULAR 8 1/4INCH AIR	\$203.00	\$72.00	\$27.00
411	120-3610	SAW RECIPROCATING HAND AIR	\$244.00	\$96.00	\$36.00
412	120-3620	SAW HACK HAND HELD AIR	\$244.00	\$96.00	\$36.00
413	120-3630	SAW BAND HAND AIR	\$244.00	\$96.00	\$36.00
414	120-3640	SAW TIG AIR	\$244.00	\$96.00	\$36.00
415	120-3990	PIERCING TOOL 2 IN AIR	\$825.00	\$292.00	\$131.00
416	120-4000	PIERCING TOOL 3 IN AIR	\$1,350.00	\$480.00	\$203.00
417	120-4010	PIERCING TOOL 4 IN AIR	\$2,194.00	\$1,040.00	\$293.00
418	125-1200	PUMP HYDROSTATIC TEST 3000 PSI MANUAL	\$394.00	\$148.00	\$68.00
419	125-1205	PUMP HYDROSTATIC TEST 6000 PSI MANUAL	\$371.00	\$132.00	\$54.00
420	125-1210	PUMP HYDROSTATIC TEST 500 PSI ELEC	\$600.00	\$256.00	\$104.00
421	125-1220	PUMP HYDROSTATIC TEST 300 PSI GAS	\$600.00	\$256.00	\$104.00
422	125-1240	PUMP HYDROSTATIC TEST 500 PSI GAS	\$600.00	\$256.00	\$104.00
423	125-1250	PUMP HYDROSTATIC TEST 3000 PSI GAS	\$720.00	\$288.00	\$109.00
424	125-1260	PUMP HYDROSTATIC TEST 3000 PSI ELEC STD	\$720.00	\$288.00	\$109.00

## HERC RENTALS - CONTRACT 2019000318-5

## EXHIBIT A.2 - 2022 GOLD PRICING

	Cat Class	Description	Month	Week	Day
425	125-1270	PUMP HYDROSTATIC TEST 3600PSI HYD STD	\$1,350.00	\$640.00	\$180.00
426	125-1290	PUMP HYDROSTATIC TEST 10000 PSI 2 STAGE	\$1,190.00	\$425.00	\$160.00
427	125-1300	PUMP HYDROSTATIC TEST 10000 PSI AIR	\$600.00	\$256.00	\$104.00
428	125-1420	PIPE SNAKE 1/2IN WIDE 75FT CABLE	\$405.00	\$192.00	\$54.00
429	125-1440	PIPE SNAKE 2IN WIDE 50FT CABLE	\$405.00	\$192.00	\$54.00
430	125-1450	PIPE SNAKE 2-4IN WIDE 100FT CBLE SELF FE	\$675.00	\$304.00	\$108.00
431	125-1460	PIPE SNAKE 1-2IN WIDE 25FT CABLE	\$188.00	\$100.00	\$41.00
432	125-1470	PIPE SNAKE 4-6IN WIDE 100FT CABLE	\$506.00	\$240.00	\$68.00
433	125-1500	SEWER JETTER ELEC	\$574.00	\$272.00	\$77.00
434	125-1510	SEWER JETTER GAS	\$619.00	\$304.00	\$113.00
435	125-1590	THERMAL IMAGING INFARED CAMERA	\$925.00	\$360.00	\$125.00
436	125-1595	CAMERA SEWER 1-1/2-3 HANDHELD	\$540.00	\$315.00	\$143.00
437	125-1600	CAMERA SEWER 3-10	\$1,350.00	\$640.00	\$180.00
438	125-1610	BURIED LINE PIPE AND CAMERA LOCATOR	\$338.00	\$160.00	\$45.00
439	125-1615	BURIED LINE TRANSMITTER NO LOCATOR	\$334.00	\$88.00	\$50.00
440	125-1990	CONDUIT BENDER MECHANICAL 1 IN	\$310.00	\$155.00	\$41.00
441	125-1994	CONDUIT BENDER MECHANICAL EMTIMC RID 2IN	\$1,418.00	\$709.00	\$187.00
442	125-1997	PVC HEATER/BENDER 4 IN 120V	\$386.00	\$144.00	\$54.00
443	125-1998	PVC HEATER/BENDER 6 IN 230V	\$398.00	\$152.00	\$64.00
444	125-2000	CONDUIT BENDER UP TO 2 555 ELEC	\$743.00	\$264.00	\$99.00
445	125-2010	CONDUIT BENDER 2-1/2-4IN EMT/IMC/RIGID	\$1,283.00	\$608.00	\$171.00
446	125-2015	CONDUIT BENDER 1/2-2 PROGRAMABLE ELEC	\$1,150.00	\$446.00	\$185.00
447	125-2020	CONDUIT BENDER PVC/RIG/EMT/IMC 1/2-2 ELE	\$885.00	\$384.00	\$144.00
448	125-2025	SS TUBING BENDER 1/4-3/4 KIT W/CUTTER	\$600.00	\$300.00	\$100.00
449	125-2030	BENDER CUTTER REBAR 3/4 HYD	\$671.00	\$248.00	\$95.00
450	125-2040	BENDER REBAR 0 TO 180 HYD	\$671.00	\$248.00	\$95.00
451	125-2050	REBAR TYING TOOL BATTERY	\$540.00	\$180.00	\$57.00
452	125-2052	PIPE CUTTER 258 2.5-8IN CAP ELECTRIC	\$405.00	\$248.00	\$119.00
453	125-2054	PIPE CUTTER 258XL 8-12IN CAP ELECTRIC	\$945.00	\$473.00	\$200.00
454	125-2060	PIPE CUTTER UP TO 36" AIR	\$2,689.00	\$960.00	\$335.00
455	125-2110	PIPE CUTTER 8 STRAIGHT	\$293.00	\$144.00	\$54.00
456	125-2120	PIPE CUTTER 12 STRAIGHT	\$368.00	\$168.00	\$63.00
457	125-2130	PIPE CUTTER 16 STRAIGHT	\$431.00	\$192.00	\$72.00
458	125-2140	PIPE CUTTER 20 STRAIGHT	\$518.00	\$216.00	\$76.00
459	125-2150	PIPE CUTTER 24 STRAIGHT	\$619.00	\$240.00	\$90.00
460	125-2160	PIPE CUTTER BEVELLER 2-4	\$203.00	\$72.00	\$27.00
461	125-2170	PIPE CUTTER BEVELLER 3-8	\$223.00	\$79.00	\$30.00
462	125-2180	PIPE CUTTER BEVELLER 7-12	\$270.00	\$96.00	\$36.00
463	125-2190	PIPE CUTTER BEVELLER 14-20	\$371.00	\$132.00	\$50.00
464	125-2200	PIPE CUTTER BEVELLER 20-26	\$506.00	\$180.00	\$68.00
465	125-2210	PIPE CUTTER BEVELLER 24-30	\$574.00	\$204.00	\$77.00
466	125-2220	PIPE CUTTER BEVELLER 30-36	\$641.00	\$228.00	\$86.00
467	125-2230	PIPE CUTTER BEVELLER 4IN AND UP ELEC	\$540.00	\$192.00	\$72.00
468	125-2260	PIPE CUTTER BEVELLING BAND 96	\$473.00	\$168.00	\$63.00
469	125-2300	PIPE THREADER 535 1/8-2 ELEC	\$650.00	\$380.00	\$135.00
470	125-2310	PIPE THREADER 1224 1/4-4 ELEC	\$900.00	\$400.00	\$176.00
471	125-2315	PIPE THREADER 2-1/2 TO 6IN ELECTRIC	\$2,025.00	\$675.00	\$238.00
472	125-2320	PIPE THREADER 700 POWER PONY	\$473.00	\$168.00	\$63.00
473	125-2340	PIPE THREADER GEARED ATTACH 2 1/2-4 141	\$405.00	\$144.00	\$54.00
474	125-2350	PIPE THREADER GEARED ATTACH 4-6 161	\$473.00	\$168.00	\$63.00
475	125-2360	PIPE THREADER 300 1/8-2 ELEC	\$660.00	\$352.00	\$108.00
476	125-2380	PRO PEX PIPE EXPANDER 1/2 3/4 1IN BATT	\$169.00	\$60.00	\$23.00
477	125-2405	FLANGE SPREADER 5 TON HYD DROP PIN	\$338.00	\$120.00	\$45.00

## HERC RENTALS - CONTRACT 2019000318-5

## EXHIBIT A.2 - 2022 GOLD PRICING

	Cat Class	Description	Month	Week	Day
478	125-2410	FLANGE SPREADER 5TONS RATCHET	\$169.00	\$96.00	\$41.00
479	125-2420	FLANGE SPREADER 1TON HYD	\$68.00	\$24.00	\$9.00
480	125-2425	FLANGE SPREADER 5TON HYD	\$185.00	\$90.00	\$45.00
481	125-2440	FLANGE SPREADER 10 TON HYD DROP PIN	\$473.00	\$168.00	\$63.00
482	125-2450	FLANGE SPREADER 14TON HYD	\$540.00	\$192.00	\$72.00
483	125-2460	FLANGE SPREADER 20TONS RATCHET	\$574.00	\$204.00	\$77.00
484	125-2465	FLANGE SPREADER 25 TON W/PUMP HYD	\$891.00	\$297.00	\$105.00
485	125-2472	FLANGE ALIGNMENT 8000LBS FAT8KM	\$882.00	\$468.00	\$119.00
486	125-2473	FLANGE ALIGNMENT 8000LBS FA4TM	\$1,326.00	\$833.00	\$233.00
487	125-2475	FLANGE ALIGNMENT 10000LBS FAT10KM	\$882.00	\$468.00	\$119.00
488	125-2510	CLAMP ADJ CHAIN 4-16	\$101.00	\$36.00	\$14.00
489	125-2520	CLAMP ADJ CHAIN 6-36	\$160.00	\$57.00	\$20.00
490	125-2530	STAND VISE PIPE YOKE	\$101.00	\$36.00	\$14.00
491	125-2550	STAND VISE PIPE CHAIN	\$23.00	\$8.00	\$5.00
492	125-2560	LOCATOR PIPE DIGITAL KIT	\$671.00	\$248.00	\$95.00
493	125-2565	PIPE FREEZING TOOL 1/2 TO 2-1/2 IN ELEC	\$780.00	\$415.00	\$120.00
494	125-2570	PIPE ROLL GROOVER ATTACHMENT 2-12	\$338.00	\$120.00	\$45.00
495	125-2572	PIPE ROLL GROOVER MANUAL 2 TO 6IN CAP	\$383.00	\$135.00	\$71.00
496	125-2640	RACK CONDUIT	\$68.00	\$24.00	\$9.00
497	125-2660	18X4HOSE RACKS W/FORKLIFT SLOTS/RISER	\$413.00	\$172.00	\$81.00
498	125-2670	WELDER FRAME 6 PACK	\$124.00	\$76.00	\$32.00
499	125-2690	PIPE PRESS TOOL PRO 1/2 - 2 IN BATT	\$506.00	\$240.00	\$68.00
500	125-2692	PRESSING RING KIT 2-1/2IN-4IN	\$400.00	\$200.00	\$110.00
501	125-2695	PIPE PRESS MEGA KIT 1/2 - 2IN STD TOOL	\$450.00	\$225.00	\$119.00
502	130-1210	DRILL MAGNETIC BASE 1/2IN ELEC	\$473.00	\$168.00	\$63.00
503	130-1220	DRILL MAGNETIC BASE 3/4IN ELEC	\$574.00	\$204.00	\$77.00
504	130-1230	DRILL MAGNETIC BASE 1 TO 1-1/2IN ELEC	\$743.00	\$264.00	\$99.00
505	130-1240	DRILL MAGNETIC BASE 1-5/8 TO 2IN ELEC	\$743.00	\$264.00	\$99.00
506	130-1250	DRILL MAGNETIC BASE 2 TO 2-1/2IN ELEC	\$810.00	\$285.00	\$105.00
507	130-1260	DRILL MAGNETIC BASE 3IN ELEC	\$911.00	\$324.00	\$122.00
508	130-1280	DRILL MAGNETIC BASE 2-1/6IN AIR	\$945.00	\$336.00	\$126.00
509	130-1300	KNOCKOUT SET UP TO 4IN MANUAL HYD	\$200.00	\$80.00	\$35.00
510	130-1305	KNOCKOUT SET 2IN BATTERY	\$200.00	\$80.00	\$35.00
511	130-1310	KNOCKOUT SET 4IN BATTERY	\$200.00	\$80.00	\$35.00
512	130-1450	SHEARS SHEET METAL ELEC	\$83.00	\$36.00	\$14.00
513	130-1460	SHEARS CEMENT SIDING ELEC	\$184.00	\$76.00	\$35.00
514	130-1470	STRUT SHEAR KIT W/ PUMP	\$900.00	\$520.00	\$225.00
515	130-1480	SHEAR PIPE CUTTER UP TO 5IN HYD	\$1,620.00	\$675.00	\$285.00
516	130-1550	CABLE CRIMPER W/ DIE KIT 12T MANUAL HYD	\$563.00	\$192.00	\$72.00
517	130-1555	CABLE CRIMPER DIELESS 12TON BATTERY	\$765.00	\$240.00	\$100.00
518	130-1560	CABLE CRIMPER 15 TON 18V BATTERY U-DIE	\$650.00	\$520.00	\$216.00
519	130-1650	WRENCH IMPACT 1/2IN BATTERY	\$169.00	\$80.00	\$23.00
520	130-1670	WRENCH IMPACT 1/2IN ELEC	\$270.00	\$96.00	\$36.00
521	130-1680	WRENCH IMPACT 3/4IN ELEC	\$304.00	\$108.00	\$41.00
522	130-1690	WRENCH IMPACT 1IN ELEC	\$338.00	\$120.00	\$45.00
523	130-1720	SHEAR WRENCH 5/8-3/4-7/8IN ELECTRIC	\$338.00	\$180.00	\$81.00
524	130-1730	SHEAR WRENCH 3/4 TO 1-1/8IN ELECTRIC	\$405.00	\$203.00	\$86.00
525	130-1740	PUNCH HYDRAULIC 11 TON 18V BATTERY	\$540.00	\$180.00	\$67.00
526	130-1750	PUNCH HYDRAULIC 35 TON	\$540.00	\$256.00	\$72.00
527	130-1755	PUNCH 15/16IN HOLE 1/2IN MATERIAL ELEC	\$1,166.00	\$585.00	\$214.00
528	130-1850	NIBBLER 10 GAUGE ELEC	\$270.00	\$120.00	\$45.00
529	130-1950	CABLE CRIMPER 12 TON 18V BATTERY U-DIE	\$375.00	\$160.00	\$45.00
530	130-1955	GRIP KIT WIRE SIZE 1/0 - 750MCM	\$405.00	\$158.00	\$71.00



## HERC RENTALS - CONTRACT 2019000318-5

## EXHIBIT A.2 - 2022 GOLD PRICING

	Cat Class	Description	Month	Week	Day
531	130-2150	DIE KIT FOR 6AWG TO 750KCMIL ALUM CONN	\$75.00	\$32.00	\$14.00
532	130-2160	DIE KIT FOR 6AWG TO 750KCMIL COPPER CONN	\$75.00	\$32.00	\$14.00
533	135-1140	TENSIONER CONV KIT STS2 1-1/4IN	\$137.00	\$40.00	\$15.00
534	135-1142	TENSIONER CONV KIT STS3 1-5/8IN	\$540.00	\$180.00	\$65.00
535	135-1310	TENSIONER CONV KIT STS3 1-3/4 IN	\$122.00	\$41.00	\$14.00
536	135-1312	TENSIONER CONV KIT STS2 1-3/8 IN	\$122.00	\$41.00	\$14.00
537	135-1314	TENSIONER CONV KIT STS4 1-7/8 IN	\$324.00	\$108.00	\$38.00
538	135-1316	TENSIONER CONV KIT STS5 2-1/2 IN	\$365.00	\$122.00	\$43.00
539	135-1340	TENSIONER STS3 1-5/8 TO 2IN	\$482.00	\$145.00	\$55.00
540	135-1341	TENSIONER STS4 1-7/8 TO 2-1/2	\$540.00	\$180.00	\$65.00
541	135-1342	TENSIONER CONV KIT F/STS3 2IN	\$159.00	\$50.00	\$20.00
542	135-1345	TENSIONER STS5 2-1/2 TO 3	\$540.00	\$180.00	\$65.00
543	135-1380	TENSIONER STS2 1-1/4 TO 1-1/2	\$414.00	\$120.00	\$45.00
544	135-2200	PUMP PNEUMATIC TENSIONER 27500 PSI	\$2,373.00	\$705.00	\$265.00
545	135-2560	WRENCH IMPACT 3/8 AIR	\$75.00	\$35.00	\$18.00
546	135-2580	WRENCH IMPACT 1/2 AIR	\$75.00	\$35.00	\$18.00
547	135-2590	WRENCH IMPACT 3/4 AIR	\$120.00	\$40.00	\$20.00
548	135-2600	WRENCH IMPACT 1 AIR	\$200.00	\$70.00	\$35.00
549	135-2610	WRENCH IMPACT 1 1/2 AIR	\$300.00	\$100.00	\$50.00
550	135-2620	WRENCH IMPACT SPLINE 1 1/2 AIR	\$300.00	\$100.00	\$50.00
551	135-2640	WRENCH IMPACT SPLINE AIR	\$300.00	\$100.00	\$50.00
552	135-2740	FILTER/REGULATOR/LUBRICATOR CONTROL UNIT	\$95.00	\$32.00	\$10.00
553	135-2750	TORQUE NUTRUNNER AIR .75IN SQ 1K	\$750.00	\$268.00	\$108.00
554	135-2755	TORQUE NUTRUNNER AIR 1IN SQ 1K	\$1,650.00	\$586.00	\$202.00
555	135-2757	TORQUE NUTRUNNER AIR 1IN SQ 3K	\$1,800.00	\$640.00	\$270.00
556	135-2760	TORQUE NUTRUNNER AIR 1.5IN SQ 4K	\$2,265.00	\$808.00	\$301.00
557	135-3050	WRENCH TORQUE 0.75 SQ 1K FT/LBS HYD	\$574.00	\$204.00	\$77.00
558	135-3069	WRENCH TORQUE 1 SQ 3K FT/LBS HYD	\$1,555.00	\$550.00	\$210.00
559	135-3070	WRENCH TORQUE 1 SQ 4K FT/LBS HYD	\$1,350.00	\$480.00	\$180.00
560	135-3089	WRENCH TORQUE 1.5 SQ 5K FT/LBS HYD	\$2,270.00	\$810.00	\$305.00
561	135-3090	WRENCH TORQUE 1.5 SQ 8K FT/LBS HYD	\$1,350.00	\$480.00	\$180.00
562	135-3091	WRENCH TORQUE 1.5 SQ 11K FT/LBS HYD	\$2,565.00	\$910.00	\$345.00
563	135-3110	WRENCH TORQUE 1.5 SQ HYD	\$2,430.00	\$810.00	\$285.00
564	135-3130	WRENCH TORQUE PWR HEAD 8K FT/LBS HYD	\$439.00	\$156.00	\$59.00
565	135-3140	WRENCH TORQUE PWR HEAD 16K FT/LBS HYD	\$641.00	\$304.00	\$86.00
566	135-3141	WRENCH TORQUE 0.75 SQ 36V ELEC	\$2,255.00	\$752.00	\$265.00
567	135-3142	WRENCH TORQUE 1 SQ 36V ELEC	\$2,306.00	\$820.00	\$311.00
568	135-3150	WRENCH TORQUE IMPACT 0.75 SQ AIR	\$1,181.00	\$420.00	\$158.00
569	135-3190	TORQUE NUTRUNNER AIR 1IN SQ 2.5K	\$1,451.00	\$516.00	\$194.00
570	135-3196	TORQUE NUTRUNNER AIR 1.5IN SQ 6K	\$1,985.00	\$705.00	\$265.00
571	135-3210	WRENCH TORQUE PWR HEAD 4K FT/LBS HYD	\$338.00	\$120.00	\$45.00
572	135-3230	WRENCH TORQUE PWR HEAD 2K FT/LBS HYD	\$203.00	\$72.00	\$27.00
573	135-3240	WRENCH TORQUE PWR SW HEAD 5K FT/LB HYD	\$1,080.00	\$450.00	\$285.00
574	135-3270	WRENCH TORQUE 1/2 250 FT/LBS MANUAL	\$124.00	\$44.00	\$18.00
575	135-3290	WRENCH TORQUE 3/4 600 FT/LBS MANUAL	\$124.00	\$44.00	\$18.00
576	135-3310	MULTPLY TORQUE WRENCH 3/4X1 3000 FT/LBS	\$124.00	\$44.00	\$18.00
577	135-3350	MULTIPLIER TORQUE WRENCH 1/2X3/4 MANUAL	\$124.00	\$44.00	\$18.00
578	135-3370	WRENCH TORQUE 1IN 1000 FT/LBS MANUAL	\$176.00	\$62.00	\$23.00
579	135-3390	WRENCH TORQUE 3/8 10-100 FT/LBS MANUAL	\$68.00	\$24.00	\$9.00
580	135-3405	TORQUE HEX LINK 1-1/4 2000 FT/LB HYD	\$236.00	\$84.00	\$32.00
581	135-3410	TORQUE HEX LINK 1-5/8 2000 FT/LBS HYD	\$236.00	\$84.00	\$32.00
582	135-3430	TORQUE HEX LINK 1-13/16 2000 FT/LBS HYD	\$236.00	\$84.00	\$32.00
583	135-3435	TORQUE HEX LINK 2 4000 FT/LBS HYD	\$284.00	\$134.00	\$38.00



## HERC RENTALS - CONTRACT 2019000318-5

## EXHIBIT A.2 - 2022 GOLD PRICING

	Cat Class	Description	Month	Week	Day
584	135-3439	TORQUE HEX LINK 2-3/8 2000 FT/LBS HYD	\$353.00	\$132.00	\$72.00
585	135-3450	TORQUE HEX LINK 2-3/8 4000 FT/LBS HYD	\$270.00	\$96.00	\$36.00
586	135-3470	TORQUE HEX LINK 3-1/8 8000 FT/LBS HYD	\$338.00	\$120.00	\$45.00
587	135-3480	TORQUE HEX LINK 2-3/8 8000 FT/LBS HYD	\$344.00	\$163.00	\$46.00
588	135-3490	TORQUE HEX LINK 2-3/16 4000 FT/LBS HYD	\$270.00	\$96.00	\$36.00
589	135-3510	TORQUE HEX LINK 2-3/4 4000 FT/LBS HYD	\$270.00	\$96.00	\$36.00
590	135-3530	TORQUE HEX LINK 3-1/2 8000 FT/LBS HYD	\$446.00	\$149.00	\$52.00
591	135-3550	TORQUE HEX LINK 1-7/16 2000 FT/LBS HYD	\$236.00	\$84.00	\$32.00
592	135-3570	TORQUE HEX LINK 2-9/16 8000 FT/LBS HYD	\$338.00	\$120.00	\$45.00
593	135-3590	TORQUE HEX LINK 3-1/2 16800 FT/LBS HYD	\$574.00	\$204.00	\$77.00
594	135-3610	TORQUE HEX LINK 3-7/8 16800 FT/LBS HYD	\$574.00	\$204.00	\$77.00
595	135-3630	TORQUE HEX LINK 4-1/4 16800 FT/LBS HYD	\$641.00	\$228.00	\$86.00
596	135-3650	TORQUE HEX LINK 4-5/8 16800 FT/LBS HYD	\$641.00	\$228.00	\$86.00
597	135-3670	TORQUE HEX LINK 2-15/16 4000 FT/LBS HYD	\$270.00	\$96.00	\$36.00
598	135-3690	TORQUE HEX LINK 2-3/4 8000 FT/LBS HYD	\$338.00	\$120.00	\$45.00
599	135-3730	TORQUE HEX LINK 2-15/16 8000FT/LBS HYD	\$371.00	\$132.00	\$50.00
600	135-3750	TORQUE HEX LINK 2-9/16 4000 FT/LBS HYD	\$270.00	\$96.00	\$36.00
601	135-3770	TORQUE HEX LINK 2 2000 FT/LB HYD	\$270.00	\$96.00	\$36.00
602	135-3790	SPLITTER NUT 50-60 50 T HYD	\$304.00	\$108.00	\$41.00
603	135-3900	EYE WASH STATION	\$296.00	\$108.00	\$41.00
604	135-4060	TORQUE MULTIPLIER 25:1 1" DR	\$293.00	\$108.00	\$38.00
605	135-5100	DRIVER ATTACHMENT 1K FT/LB HYD	\$236.00	\$84.00	\$32.00
606	135-5205	TORQUE M2 HEX LINK 1-1/4 1300FT/LBS HYD	\$236.00	\$84.00	\$32.00
607	135-5210	TORQUE M2 HEX LINK 1-7/16 1300FT/LBS HYD	\$236.00	\$84.00	\$32.00
608	135-5220	TORQUE M2 HEX LINK 1-13/16 1300FT/LBSHYD	\$236.00	\$84.00	\$32.00
609	135-5229	TORQUE M2 HEX LINK 2 3/8"	\$263.00	\$100.00	\$54.00
610	135-6000	RR SPIKE PULLER HYD	\$375.00	\$136.00	\$54.00
611	135-6005	RR SPIKE DRIVER TALL HYD	\$450.00	\$160.00	\$63.00
612	135-6015	RR TAMPER TIE 10 GPM HYD	\$450.00	\$160.00	\$63.00
613	135-6020	RR CUTOFF SAW CCW HYD	\$375.00	\$136.00	\$54.00
614	135-6025	RR IMPACT DRILL 7/16QC HYD	\$375.00	\$136.00	\$54.00
615	135-6030	RR RAIL DRILL HYD	\$559.00	\$200.00	\$77.00
616	135-6035	RR JACK TRACK HYD	\$289.00	\$104.00	\$41.00
617	140-1020	COMPRESSOR PORTABLE 4 CFM ELECTRIC	\$371.00	\$176.00	\$50.00
618	140-1040	COMPRESSOR PORTABLE 7 CFM ELECTRIC	\$371.00	\$176.00	\$50.00
619	140-1060	COMPRESSOR PORTABLE 8 CFM GAS	\$371.00	\$176.00	\$50.00
620	140-1100	COMPRESSOR PORTABLE 14 CFM GAS	\$405.00	\$192.00	\$54.00
621	140-1105	COMPRESSOR PORTABLE 17 CFM GAS	\$450.00	\$197.00	\$57.00
622	140-1120	COMPRESSOR 50-60CFM PORTABLE GAS	\$475.00	\$207.00	\$76.00
623	140-1220	COMPRESSOR TOWABLE 100-125 CFM DSL	\$495.00	\$213.00	\$90.00
624	140-1260	COMPRESSOR TOWABLE 175-195 CFM DSL	\$600.00	\$234.00	\$122.00
625	140-1265	COMPRESSOR UTILITY MOUNT 175-195 CFM DSL	\$1,080.00	\$518.00	\$190.00
626	140-1280	COMPRESSOR TOWABLE 200-245 CFM DSL	\$881.00	\$380.00	\$198.00
627	140-1360	COMPRESSOR TOWABLE 375-425CFM DSL	\$1,425.00	\$621.00	\$266.00
628	140-1375	COMPRESSOR TOWABLE 750CFM DSL	\$2,600.00	\$1,440.00	\$499.00
629	140-1380	COMPRESSOR TOWABLE 825CFM DSL	\$2,600.00	\$1,440.00	\$523.00
630	140-1385	COMPRESSOR TOWABLE 900CFM DSL	\$4,500.00	\$1,800.00	\$618.00
631	140-1392	COMPRESSOR TOWABLE 1170CFM 350PSI DSL	\$6,500.00	\$2,340.00	\$903.00
632	140-1400	COMPRESSOR TOWABLE 1600CFM DSL	\$6,500.00	\$2,340.00	\$903.00
633	140-1420	COMPRESSOR TOWABLE INST QUAL 750CFM DSL	\$4,050.00	\$1,620.00	\$689.00
634	140-1460	COMPRESSOR TOWABLE INST QUAL 915CFM DSL	\$4,950.00	\$1,890.00	\$755.00
635	140-1480	COMPRESSOR TOWABLE INS QUAL 1600CFM DSL	\$6,700.00	\$2,696.00	\$1,093.00
636	140-1610	COMPRESSOR RECIPROCATING 5HP ELEC	\$525.00	\$185.00	\$65.00

## HERC RENTALS - CONTRACT 2019000318-5

## EXHIBIT A.2 - 2022 GOLD PRICING

	Cat Class	Description	Month	Week	Day
637	140-1640	COMPRESSOR ROTARY 130CFM ELEC	\$1,560.00	\$553.00	\$203.00
638	140-1645	COMPRESSOR ROTARY 240CFM ELEC	\$1,560.00	\$553.00	\$203.00
639	140-1655	COMPRESSOR ROTARY 365CFM ELEC	\$1,600.00	\$595.00	\$225.00
640	140-1660	COMPRESSOR ROTARY 365CFM 125PSI ELEC	\$2,240.00	\$893.00	\$315.00
641	140-1670	COMPRESSOR ROTARY 500CFM 125PSI ELEC	\$2,400.00	\$978.00	\$338.00
642	140-1675	COMPRESSOR ROTARY 750CFM ELEC	\$2,600.00	\$1,063.00	\$360.00
643	140-1680	COMPRESSOR ROTARY 750CFM 125PSI ELEC	\$3,400.00	\$1,254.00	\$450.00
644	140-1685	COMPRESSOR ROTARY 900CFM ELEC	\$3,900.00	\$1,318.00	\$495.00
645	140-1690	COMPRESSOR ROTARY 1000CFM 125PSI ELEC	\$3,900.00	\$1,318.00	\$495.00
646	140-1695	COMPRESSOR ROTARY 1500CFM ELEC	\$5,000.00	\$1,785.00	\$675.00
647	140-1700	COMPRESSOR ROTARY 1500CFM 125PSI ELEC	\$5,200.00	\$1,925.00	\$698.00
648	140-1705	COMPRESSOR ROTARY 1500CFM 2300V ELEC	\$5,200.00	\$1,925.00	\$698.00
649	140-1710	COMPRESSOR ROTARY 1500CFM 4160V ELEC	\$5,200.00	\$1,925.00	\$698.00
650	140-1720	COMPRESSOR STATIONARY 25 CFM GAS	\$338.00	\$156.00	\$72.00
651	140-2010	COMPRESSOR ATTACH WATER SEPARATOR	\$489.00	\$166.00	\$72.00
652	140-2110	COMPRESSED AIR AFTERCOOLER FILTER450CFM	\$680.00	\$255.00	\$90.00
653	140-2150	COMPRESSED AIR AFTERCOOLERFILTER1000CFM	\$1,148.00	\$514.00	\$243.00
654	140-2200	COMPRESSED AIR REFRIG DRYER 75CFM 115V	\$1,260.00	\$446.00	\$157.00
655	140-2210	COMPRESSED AIR REFRIG DRYER 250CFM 460V	\$1,350.00	\$473.00	\$166.00
656	140-2230	COMPRESSED AIR DESICCANT DRYER 450CFM	\$1,900.00	\$760.00	\$271.00
657	140-2250	COMPRESSED AIR DESICT DRYER 1500CFM 115V	\$2,708.00	\$998.00	\$333.00
658	140-2270	COMPRESSOR ATTACH DRYER 2501-3000 CFM	\$4,940.00	\$1,758.00	\$641.00
659	140-2310	COMPRESSED AIR AFTERCOOLERDRYFLTR 500CFM	\$2,351.00	\$903.00	\$309.00
660	140-2330	COMPRESSED AIR AFTERCOOLDRYFLTR 1000CFM	\$3,007.00	\$1,164.00	\$352.00
661	140-2350	COMPRESSED AIR AFTERCOOLDRYFLTR 1600CFM	\$4,028.00	\$1,473.00	\$499.00
662	140-2410	COMPRESSOR ATTACH MIST ELMIN 500-999 CFM	\$595.00	\$225.00	\$108.00
663	140-2420	COMPRESSOR ATTACH MIST ELMIN1500-2000CFM	\$1,148.00	\$408.00	\$162.00
664	140-3300	FILTER POT CARBON 6 BAG VESSEL	\$1,000.00	\$320.00	\$90.00
665	140-3310	FILTER POT SS 2 VESSELS BAG SKID	\$1,620.00	\$550.00	\$180.00
666	140-3314	FILTER POT SS 4 BAG VESSEL 4IN INLT SKID	\$2,050.00	\$560.00	\$185.00
667	140-3316	FILTER POT SS 6 BAG VESSEL 6IN INLT SKID	\$2,050.00	\$560.00	\$185.00
668	140-3318	FILTER POT SS 8 BAG VESSEL 8IN INLT SKID	\$2,050.00	\$560.00	\$185.00
669	140-3320	FILTER POT CODED 12 IN CT BP TRAILER	\$3,900.00	\$1,160.00	\$432.00
670	140-3330	FILTER POT CODED DUAL 12 IN TRAILER	\$5,700.00	\$2,040.00	\$765.00
671	140-3332	FILTER POT SAND SS 4 POT 8IN INLET SKID	\$3,150.00	\$1,080.00	\$380.00
672	140-3430	DIESEL PARTICULATE FILTER FOR 4.9L	\$1,800.00	\$960.00	\$540.00
673	140-3570	MANIFOLD AIR 10 GALLON TANK	\$344.00	\$123.00	\$50.00
674	140-3580	MANIFOLD AIR 15 GALLON TANK	\$344.00	\$123.00	\$50.00
675	150-1040	RAMMER SAND	\$205.00	\$98.00	\$29.00
676	150-1060	RAMMER JUMPING JACK 1LB - 99LB GAS	\$360.00	\$200.00	\$70.00
677	150-1070	RAMMER JUMPING JACK 100LB - 150LB GAS	\$360.00	\$200.00	\$70.00
678	150-1080	RAMMER JUMPING JACK 151LB - 199LB GAS	\$360.00	\$200.00	\$70.00
679	150-1120	RAMMER JUMPING JACK 100LB - 199LB BATT	\$630.00	\$305.00	\$90.00
680	150-1140	RAMMER JUMPING JACK 100LB - 199LB DSL	\$630.00	\$305.00	\$90.00
681	150-1260	PLATE COMPACTOR UP TO 299LB GAS	\$395.00	\$238.00	\$75.00
682	150-1420	PLATE COMPACTOR 100LB TO 199LB REVERSBLE	\$497.00	\$238.00	\$75.00
683	150-1440	PLATE COMPACTOR 200LB TO 299LB REVERSBLE	\$600.00	\$290.00	\$85.00
684	150-1460	PLATE COMPACTOR 300LB TO 399LB REVERSBLE	\$600.00	\$290.00	\$85.00
685	150-1500	PLATE COMPACTOR 500LB TO 599LB REVERSBLE	\$900.00	\$420.00	\$130.00
686	150-1520	PLATE COMPACTOR 600LB TO 699LB REVERSBLE	\$965.00	\$475.00	\$140.00
687	150-1540	PLATE COMPACTOR 700LB TO 799LB REVERSBLE	\$1,024.00	\$505.00	\$150.00
688	150-1560	PLATE COMPACTOR 900LB TO 999LB REVERSBLE	\$1,609.00	\$790.00	\$235.00
689	150-1580	PLATE COMPACTOR 1000 TO 1100LB REVERSBLE	\$1,609.00	\$790.00	\$235.00

## HERC RENTALS - CONTRACT 2019000318-5

## EXHIBIT A.2 - 2022 GOLD PRICING

	Cat Class	Description	Month	Week	Day
690	150-1600	PLATE COMPACTOR 1100LB-1199LB REVERSBLE	\$1,667.00	\$820.00	\$245.00
691	150-1720	TAMPER 30LB 6IN AIR	\$338.00	\$165.00	\$50.00
692	150-2020	ROLLER WALKBEHIND DOUBLE DRUM 25IN GAS	\$750.00	\$410.00	\$155.00
693	150-2040	ROLLER WALKBEHIND SINGLE DRUM 28IN GAS	\$788.00	\$420.00	\$158.00
694	150-2100	ROLLER WALKBEHIND SINGLE DRUM 30IN GAS	\$788.00	\$420.00	\$158.00
695	150-2220	ROLLER TRENCH VIBRA DBL DRUM 22IN DSL	\$1,838.00	\$840.00	\$356.00
696	150-2260	ROLLER TRENCH VIBRA DBL DRUM 32IN DSL	\$1,838.00	\$840.00	\$356.00
697	150-2560	ROLLER RIDE-ON PADFT 54IN SNG 5 TON	\$3,445.00	\$1,550.00	\$500.00
698	150-2580	ROLLER RIDE-ON PADFT 66IN SNG 8 TON	\$3,590.00	\$1,560.00	\$580.00
699	150-2600	ROLLER RIDE-ON PADFT 84IN SNG 11 TON	\$4,380.00	\$1,805.00	\$653.00
700	150-2620	ROLLER RIDE-ON PADFT 84IN SNG 14 TON	\$4,880.00	\$2,010.00	\$785.00
701	150-2730	ROLLER RIDE-ON SMOOTH 54IN SNG 5 TON	\$2,485.00	\$1,090.00	\$446.00
702	150-2760	ROLLER RIDE-ON SMOOTH 66IN SNG 8 TON	\$2,940.00	\$1,340.00	\$536.00
703	150-2770	ROLLER RIDE-ON SMOOTH 84IN SNG 11 TON	\$3,900.00	\$1,640.00	\$621.00
704	150-2820	ROLLER RIDE-ON SMOOTH 35IN DBL 1 TON GAS	\$1,180.00	\$495.00	\$175.00
705	150-2840	ROLLER RIDE-ON SMOOTH 47IN DBL 2 TON DSL	\$1,575.00	\$615.00	\$252.00
706	150-2860	ROLLER RIDE-ON SMOOTH 47IN DBL 3 TON DSL	\$1,575.00	\$615.00	\$252.00
707	150-2880	ROLLER RIDE-ON SMOOTH 66IN DBL 7 TON DSL	\$4,000.00	\$2,029.00	\$653.00
708	150-2920	ROLLER RIDE-ON SMOOTH 66IN DBL 11TON DSL	\$4,500.00	\$2,177.00	\$752.00
709	150-2950	ROLLER ATTACHMENT PADFOOT 5 TON	\$459.00	\$170.00	\$57.00
710	150-2960	ROLLER ATTACHMENT PADFOOT 8 TON	\$680.00	\$350.00	\$119.00
711	150-2970	ROLLER ATTACHMENT PADFOOT 11 TON	\$850.00	\$383.00	\$143.00
712	150-3020	ROLLER ASPHALT 9 WHL PNUEMATIC 68IN 12TN	\$3,923.00	\$1,307.00	\$228.00
713	150-3240	PLATE ATT 12IN 1-7MT MINI EX 3000LB	\$911.00	\$432.00	\$122.00
714	150-3260	PLATE ATT 24IN BH & 8MT MINI EX 6500LB	\$1,148.00	\$540.00	\$143.00
715	150-3265	PLATE ATT 18IN 1-7MT MINI EX 3400LB	\$1,148.00	\$540.00	\$143.00
716	150-3300	PLATE ATT 27IN 10-18MT EXCAVATOR 11000LB	\$1,913.00	\$900.00	\$238.00
717	150-3320	PLATE ATT 34IN 19-24MT EXCAVATOR 21000LB	\$2,104.00	\$990.00	\$261.00
718	150-4000	ROAD MILLING COLD 20IN WIDE	\$9,681.00	\$3,599.00	\$1,283.00
719	150-4010	ROAD MILLING COLD 80IN WIDE	\$27,924.00	\$9,700.00	\$2,375.00
720	150-4020	TRAILER ASPHALT 4 TON	\$3,060.00	\$1,454.00	\$371.00
721	150-4100	TRAILER ASPHALT HEATED SPRAYER 300 GAL	\$2,351.00	\$784.00	\$261.00
722	150-4120	ASPHALT CRACK FILLER W/B LP	\$640.00	\$300.00	\$130.00
723	150-5000	TRAILER CRACK SEALER 250 GAL	\$3,500.00	\$1,140.00	\$456.00
724	175-1100	SURVEILLANCE TRAILER SINGLE CAMERA UNIT	\$1,900.00	\$637.00	\$260.00
725	175-1105	SURVEILLANCE TRAILER INFARED CAMERA	\$2,080.00	\$695.00	\$275.00
726	175-1110	SURVEILLANCE SINGLE CAMERA UNIT EXTRA	\$475.00	\$162.00	\$67.00
727	175-1115	SURVEILLANCE CAMERA W TRIPOD 115V	\$808.00	\$276.00	\$114.00
728	175-1120	SURVEILLANCE INFRARED CAMERA EXTRA	\$555.00	\$190.00	\$80.00
729	200-1015	MINI WHEEL LOADER W/B < 600LB CAPBATTERY	\$3,060.00	\$1,080.00	\$456.00
730	200-1020	MINI TRACK LOADER W/B < 600LB CAP GAS	\$1,663.00	\$713.00	\$238.00
731	200-1030	MINI TRACK LOADER W/B < 600LB CAP DSL	\$1,663.00	\$713.00	\$238.00
732	200-1040	MINI TRACK LOADER W/B > 600LB CAP DSL	\$1,758.00	\$755.00	\$271.00
733	200-1050	MINI TRACK LOADER W/B 2000LB CAP DSL	\$2,370.00	\$1,045.00	\$375.00
734	200-1310	SKIDSTEER LOADER 250-750LB ROPS	\$1,663.00	\$540.00	\$190.00
735	200-1311	SKIDSTEER LOADER 250-750LB CAB	\$1,710.00	\$551.00	\$200.00
736	200-1350	SKIDSTEER LOADER 1300-2099LB ROPS	\$1,275.00	\$494.00	\$197.00
737	200-1351	SKIDSTEER LOADER 1300-2099LB CAB	\$1,325.00	\$525.00	\$213.00
738	200-1352	SKIDSTEER LOADER 1751-2099LB ROPS HF	\$1,325.00	\$525.00	\$213.00
739	200-1353	SKIDSTEER LOADER 1751-2099LB CAB HF	\$1,325.00	\$525.00	\$213.00
740	200-1360	SKIDSTEER LOADER 2100-2399LB ROPS	\$1,450.00	\$642.00	\$274.00
741	200-1361	SKIDSTEER LOADER 2100-2399LB CAB	\$1,500.00	\$719.00	\$305.00
742	200-1362	SKIDSTEER LOADER 2100-2399LB ROPS HF	\$1,500.00	\$719.00	\$305.00

## HERC RENTALS - CONTRACT 2019000318-5

## EXHIBIT A.2 - 2022 GOLD PRICING

	Cat Class	Description	Month	Week	Day
743	200-1370	SKIDSTEER LOADER 2400-2999LB ROPS	\$1,450.00	\$642.00	\$274.00
744	200-1371	SKIDSTEER LOADER 2400-2999LB CAB	\$1,500.00	\$719.00	\$305.00
745	200-1372	SKIDSTEER LOADER 2400-2999LB ROPS HF	\$1,500.00	\$719.00	\$305.00
746	200-1373	SKIDSTEER LOADER 2400-2999LB CAB HF	\$1,625.00	\$758.00	\$310.00
747	200-1381	SKIDSTEER LOADER OVER 3000LB CAB	\$1,785.00	\$815.00	\$334.00
748	200-1382	SKIDSTEER LOADER OVER 3000LB ROPS HF	\$2,025.00	\$907.00	\$379.00
749	200-1420	COMPACT TRACK LOADER 600-1299LB ROPS	\$2,050.00	\$794.00	\$307.00
750	200-1430	COMPACT TRACK LOADER 1300-1699LB ROPS	\$2,050.00	\$794.00	\$307.00
751	200-1431	COMPACT TRACK LOADER 1300-1699LB CAB	\$2,100.00	\$815.00	\$325.00
752	200-1440	COMPACT TRACK LOADER 1700-1999LB ROPS	\$2,050.00	\$794.00	\$307.00
753	200-1441	COMPACT TRACK LOADER 1700-1999LB CAB	\$2,100.00	\$815.00	\$325.00
754	200-1450	COMPACT TRACK LOADER 2000-2399LB ROPS	\$2,050.00	\$794.00	\$307.00
755	200-1451	COMPACT TRACK LOADER 2000-2399LB CAB	\$2,100.00	\$815.00	\$325.00
756	200-1452	COMPACT TRACK LOADER 2000-2399LB ROPS HF	\$2,100.00	\$815.00	\$325.00
757	200-1453	COMPACT TRACK LOADER 2000-2399LB CAB HF	\$2,200.00	\$850.00	\$340.00
758	200-1460	COMPACT TRACK LOADER 2400-2799LB ROPS	\$2,200.00	\$850.00	\$340.00
759	200-1461	COMPACT TRACK LOADER 2400-2799LB CAB	\$2,250.00	\$927.00	\$358.00
760	200-1462	COMPACT TRACK LOADER 2400-2799LB ROPS HF	\$2,250.00	\$927.00	\$358.00
761	200-1463	COMPACT TRACK LOADER 2400-2799LB CAB HF	\$2,500.00	\$1,048.00	\$399.00
762	200-1470	COMPACT TRACK LOADER 2800LB & OVER ROPS	\$2,500.00	\$1,048.00	\$399.00
763	200-1471	COMPACT TRACK LOADER 2800LB & OVER CAB	\$2,600.00	\$1,092.00	\$411.00
764	200-1472	COMPACT TRACK LOADER 2800LB & UP ROPS HF	\$2,600.00	\$1,092.00	\$411.00
765	200-1473	COMPACT TRACK LOADER 2800LB & UP CAB HF	\$2,700.00	\$1,108.00	\$426.00
766	210-1100	BACKHOE COMPACT TLB 20-23HP 4WD ROPS DSL	\$1,733.00	\$735.00	\$234.00
767	210-1200	BACKHOE COMPACT TLB 24-29HP 4WD ROPS DSL	\$2,115.00	\$860.00	\$284.00
768	210-3100	BACKHOE 70-97HP 2WD ROPS DSL	\$1,950.00	\$800.00	\$298.00
769	210-3150	BACKHOE 70-97HP 2WD CAB DSL	\$1,950.00	\$800.00	\$298.00
770	210-3200	BACKHOE 70-97HP 4WD ROPS DSL	\$1,950.00	\$800.00	\$298.00
771	210-3205	BACKHOE 70-97HP 4WD ROPS EXTENDAHOE DSL	\$1,950.00	\$800.00	\$298.00
772	210-3250	BACKHOE 70-97HP 4WD CAB DSL	\$2,100.00	\$871.00	\$333.00
773	210-3255	BACKHOE 70-97HP 4WD CAB EXTENDAHOE DSL	\$2,100.00	\$871.00	\$333.00
774	210-4205	BACKHOE 98-115HP 4WD ROPS EXTENDAHOE DSL	\$3,300.00	\$1,238.00	\$440.00
775	210-4250	BACKHOE 98-115HP 4WD CAB DSL	\$3,375.00	\$1,294.00	\$460.00
776	210-4255	BACKHOE 98-115HP 4WD CAB EXTENDAHOE DSL	\$3,375.00	\$1,294.00	\$460.00
777	210-5250	BACKHOE OVER 115HP 4WD CAB DSL	\$5,100.00	\$1,800.00	\$640.00
778	210-5255	BACKHOE OVER 115HP 4WD CAB EXTENDHOE DSL	\$5,100.00	\$1,800.00	\$640.00
779	230-1000	DEMOLITION ROBOT DXR140 2200LB 12FT ELEC	\$6,650.00	\$2,375.00	\$760.00
780	230-1100	DEMOLITION ROBOT DXR300 4300LB 17FT ELEC	\$8,550.00	\$3,325.00	\$1,140.00
781	230-1200	BREAKER DEMOLITION ROBOT 310LB DXR140	\$1,140.00	\$380.00	\$166.00
782	230-1210	BREAKER DEMOLITION ROBOT 440LB DXR300	\$1,425.00	\$475.00	\$190.00
783	230-1215	BREAKER DEMOLITION ROBOT 660LB DXR300	\$1,710.00	\$570.00	\$215.00
784	230-1300	DEMOLITION ROBOT ATTCH GRAPPLER DXR140	\$1,425.00	\$475.00	\$190.00
785	230-1310	DEMOLITION ROBOT ATTCH GRAPPLER DXR300	\$1,425.00	\$475.00	\$190.00
786	230-1400	DEMOLITION ROBOT ATTCH CRUSHER DXR140	\$2,375.00	\$760.00	\$335.00
787	230-1410	DEMOLITION ROBOT ATTCH CRUSHER DXR300	\$2,660.00	\$950.00	\$404.00
788	230-1430	DEMOLITION ROBOT ATTCH DRUMCUTTER DXR300	\$2,660.00	\$950.00	\$404.00
789	230-1500	DEMOLITION ROBOT ATTCH SHEARER 140/300	\$2,660.00	\$950.00	\$404.00
790	230-1600	DEMOLITION ROBOT BUCKET 12 SMOOTH DXR140	\$214.00	\$71.00	\$29.00
791	230-1610	DEMOLITION ROBOT BUCKET 12 SMOOTH DXR300	\$214.00	\$71.00	\$29.00
792	230-1620	DEMOLITION ROBOT BUCKET 20 TRENCH DXR140	\$214.00	\$71.00	\$29.00
793	230-1630	DEMOLITION ROBOT BUCKET 20 TRENCH DXR300	\$214.00	\$71.00	\$29.00
794	230-1640	DEMOLITION ROBOT BUCKET 30 SMOOTH DXR140	\$214.00	\$71.00	\$29.00
795	230-1650	DEMOLITION ROBOT BUCKET 30 SMOOTH DXR300	\$214.00	\$71.00	\$29.00



## HERC RENTALS - CONTRACT 2019000318-5

## EXHIBIT A.2 - 2022 GOLD PRICING

	Cat Class	Description	Month	Week	Day
796	240-1000	MINI-EXCAVATOR 2000-2999 LBS DSL ROPS	\$1,450.00	\$697.00	\$254.00
797	240-1200	MINI-EXCAVATOR 4000-4999 LBS DSL ROPS	\$1,450.00	\$697.00	\$254.00
798	240-1201	MINI-EXCAVATOR 4000-4999 LBS HYBRID ROPS	\$2,800.00	\$1,065.00	\$450.00
799	240-1300	MINI-EXCAVATOR 5000-6999 LBS DSL ROPS	\$1,450.00	\$697.00	\$254.00
800	240-1310	MINI-EXCAVATOR 5000-6999 LBS DSL CAB	\$1,500.00	\$719.00	\$267.00
801	240-1400	MINI-EXCAVATOR 7000-8999 LBS DSL ROPS	\$1,625.00	\$756.00	\$278.00
802	240-1410	MINI-EXCAVATOR 7000-8999 LBS DSL CAB	\$1,700.00	\$778.00	\$294.00
803	240-1500	MINI-EXCAVATOR 9000-11999 LBS DSL ROPS	\$2,025.00	\$861.00	\$308.00
804	240-1510	MINI-EXCAVATOR 9000-11999 LBS DSL CAB	\$2,243.00	\$890.00	\$340.00
805	240-1600	MINI-EXCAVATOR 12000-13999 LBS DSL ROPS	\$2,405.00	\$975.00	\$385.00
806	240-1610	MINI-EXCAVATOR 12000-13999 LBS DSL CAB	\$2,500.00	\$1,060.00	\$415.00
807	240-1620	MINI-EXCAVATOR 12000 LBS DSL CAB WHEELED	\$5,900.00	\$2,400.00	\$1,050.00
808	240-1700	MINI-EXCAVATOR 14000-19000 LBS DSL ROPS	\$3,010.00	\$1,150.00	\$450.00
809	240-1710	MINI-EXCAVATOR 14000-19000 LBS DSL CAB	\$3,010.00	\$1,150.00	\$450.00
810	240-2000	EXCAVATOR 28000-38000 LBS STD REACH	\$4,400.00	\$1,623.00	\$673.00
811	240-2020	EXCAVATOR 28000-38000 LBS REDUCED TAIL	\$4,400.00	\$1,623.00	\$690.00
812	240-2030	EXCAVATOR 28000-38000 LBS RED TAILRUBTRK	\$5,200.00	\$1,850.00	\$725.00
813	240-2040	EXCAVATOR 28000-38000 LBS CAB WHEELED	\$7,800.00	\$2,700.00	\$900.00
814	240-2100	EXCAVATOR 39000-42000 LBS STD REACH	\$5,500.00	\$2,063.00	\$853.00
815	240-2200	EXCAVATOR 43000-49999 LBS STD REACH	\$5,500.00	\$2,063.00	\$853.00
816	240-2210	EXCAVATOR 43000-49999 LBS LONG REACH	\$7,500.00	\$2,900.00	\$1,211.00
817	240-2300	EXCAVATOR 50000-59999 LBS STD REACH	\$6,971.00	\$2,780.00	\$1,126.00
818	240-2310	EXCAVATOR 50000-59999 LBS LONG REACH	\$10,350.00	\$4,041.00	\$1,549.00
819	240-2320	EXCAVATOR 50000-59999 LBS REDUCED TAIL	\$6,971.00	\$2,780.00	\$1,126.00
820	240-2350	EXCAVATOR 50000-59999 LBS WHEELED	\$10,350.00	\$4,041.00	\$1,549.00
821	240-2400	EXCAVATOR 60000-69999 LBS STD REACH	\$7,825.00	\$3,160.00	\$1,275.00
822	240-2410	EXCAVATOR 60000-69999 LBS LONG REACH	\$10,350.00	\$4,041.00	\$1,549.00
823	240-2500	EXCAVATOR 70000-80000 LBS STD REACH	\$8,500.00	\$3,513.00	\$1,405.00
824	240-2510	EXCAVATOR 70000-80000 LBS REDUCED TAIL	\$11,700.00	\$4,635.00	\$1,758.00
825	250-1100	DOZER STD TRACK 70-85 HP ROPS	\$3,563.00	\$1,435.00	\$563.00
826	250-1140	DOZER WIDE TRACK 70-85 HP ROPS	\$3,563.00	\$1,435.00	\$563.00
827	250-1160	DOZER WIDE TRACK 70-85 HP CAB	\$3,804.00	\$1,532.00	\$617.00
828	250-1200	DOZER STD TRACK 86-95 HP ROPS	\$4,000.00	\$1,580.00	\$650.00
829	250-1220	DOZER STD TRACK 86-95 HP CAB	\$4,000.00	\$1,580.00	\$650.00
830	250-1240	DOZER WIDE TRACK 86-95 HP ROPS	\$4,000.00	\$1,580.00	\$650.00
831	250-1260	DOZER WIDE TRACK 86-95 HP CAB	\$4,000.00	\$1,580.00	\$650.00
832	250-1300	DOZER STD TRACK 96-105 HP ROPS	\$4,269.00	\$1,744.00	\$699.00
833	250-1320	DOZER STD TRACK 96-105 HP CAB	\$4,500.00	\$1,780.00	\$745.00
834	250-1340	DOZER WIDE TRACK 96-105 HP ROPS	\$4,269.00	\$1,744.00	\$699.00
835	250-1360	DOZER WIDE TRACK 96-105 HP CAB	\$4,500.00	\$1,780.00	\$745.00
836	250-1420	DOZER STD TRACK 106-130 HP CAB	\$6,763.00	\$2,597.00	\$1,098.00
837	250-1450	DOZER WIDE TRACK 106-130 HP ROPS	\$6,763.00	\$2,597.00	\$1,067.00
838	250-1460	DOZER WIDE TRACK 106-130 HP CAB	\$6,763.00	\$2,597.00	\$1,098.00
839	250-1560	DOZER WIDE TRACK 131-165 HP CAB	\$8,075.00	\$3,153.00	\$1,196.00
840	250-1660	DOZER WIDE TRACK 165-205 HP CAB	\$9,575.00	\$3,428.00	\$1,375.00
841	260-1100	ROAD GRADER 110-119HP DSL	\$5,535.00	\$1,913.00	\$698.00
842	260-1120	ROAD GRADER 130-139HP DSL	\$7,996.00	\$2,848.00	\$1,040.00
843	265-1010	COMPACT LOADER 0.75 YD STD BKT DSL	\$2,663.00	\$1,040.00	\$495.00
844	265-1110	COMPACT LOADER 1.0-1.4 YD STD BKT DSL	\$2,885.00	\$1,120.00	\$540.00
845	265-1300	WHEEL LOADER 2.0-2.4 YD STD BKT DSL	\$3,770.00	\$1,470.00	\$525.00
846	265-1310	WHEEL LOADER 3.0-3.4 YD STD BKT DSL	\$4,900.00	\$1,719.00	\$672.00
847	265-1320	WHEEL LOADER 2.5-3.4 YD MP BKT DSL	\$5,000.00	\$1,962.00	\$695.00
848	265-1410	WHEEL LOADER 3.5-3.9 YD STD BKT DSL	\$5,000.00	\$1,962.00	\$695.00

## HERC RENTALS - CONTRACT 2019000318-5

## EXHIBIT A.2 - 2022 GOLD PRICING

	Cat Class	Description	Month	Week	Day
849	265-1510	WHEEL LOADER 4.0-4.5 YD STD BKT DSL	\$6,350.00	\$2,080.00	\$822.00
850	265-1520	WHEEL LOADER 4.0-4.5 YD MP BKT DSL	\$6,750.00	\$2,408.00	\$882.00
851	265-1610	WHEEL LOADER 4.6-5.5 YD STD BKT DSL	\$11,000.00	\$3,430.00	\$1,330.00
852	275-1120	TRACTOR COMPACT 20-29HP 4WD DSL	\$1,350.00	\$560.00	\$215.00
853	275-1140	TRACTOR 30-39HP 4WD DSL	\$1,463.00	\$595.00	\$239.00
854	275-1160	TRACTOR 40-49HP 4WD DSL	\$1,538.00	\$610.00	\$248.00
855	275-1200	TRACTOR 60-69HP 4WD DSL	\$1,575.00	\$640.00	\$257.00
856	275-1300	TRACTOR 90-99HP 4WD DSL	\$1,725.00	\$639.00	\$270.00
857	275-2140	TRACTOR LOADER 30-39HP 4WD DSL	\$1,613.00	\$716.00	\$278.00
858	275-2200	TRACTOR SKIPLOADER 60-90HP 4WD DSL	\$2,100.00	\$876.00	\$315.00
859	280-1010	TRENCHER CABLE INSTALLER W/B GAS	\$720.00	\$325.00	\$100.00
860	280-1020	TRENCHER W/B TRACK 24IN GAS	\$956.00	\$545.00	\$185.00
861	280-1030	TRENCHER W/B TRACK 30IN GAS	\$994.00	\$545.00	\$198.00
862	280-1040	TRENCHER W/B TRACK 36IN GAS	\$994.00	\$545.00	\$198.00
863	280-1060	TRENCHER W/B WHEEL 0IN TO 18IN GAS	\$769.00	\$370.00	\$135.00
864	280-1070	TRENCHER W/B WHEEL 24IN GAS	\$900.00	\$504.00	\$176.00
865	280-1090	TRENCHER W/B WHEEL 36IN GAS	\$919.00	\$504.00	\$189.00
866	280-1110	TRENCHER RIDE-ON 35-49HP DSL	\$2,170.00	\$960.00	\$383.00
867	280-1150	TRENCHER RIDE-ON 120-130HP DSL	\$8,400.00	\$3,600.00	\$1,350.00
868	290-1000	WB LOADER ATTACHMENT AUGER	\$383.00	\$149.00	\$52.00
869	290-1005	WB LOADER ATTACHMENT TRENCHER	\$468.00	\$225.00	\$81.00
870	290-1010	WB LOADER SOIL CONDITIONER	\$765.00	\$315.00	\$105.00
871	290-1015	WB LOADER ATTACHMENT TILLER	\$553.00	\$248.00	\$90.00
872	290-1020	WB LOADER ATTACHMENT LEVELER	\$128.00	\$54.00	\$19.00
873	290-1025	WB LOADER ATTACHMENT BREAKER <250 LBS	\$935.00	\$446.00	\$157.00
874	290-1030	WB LOADER ATTACHMENT ROTARY BRUSH MOWER	\$829.00	\$338.00	\$119.00
875	290-1035	WB LOADER ATTACHMENT BUCKET	\$77.00	\$27.00	\$10.00
876	290-1040	WB LOADER ATTACHMENT GRAPPLE BKT 36IN	\$366.00	\$162.00	\$57.00
877	290-1045	WB LOADER ATTACHMENT GRAPPLE BKT 42IN	\$366.00	\$162.00	\$57.00
878	290-1050	WB LOADER ATTACHMENT GRAPPLE BKT 48IN	\$366.00	\$162.00	\$57.00
879	290-1060	WB LOADER ATTACHMENT FORKS	\$191.00	\$68.00	\$24.00
880	290-1065	WB LOADER ATTACHMENT BRUSH GRAPPLE	\$387.00	\$162.00	\$57.00
881	290-1070	WB LOADER ATTACHMENT DOZER BLADE	\$383.00	\$162.00	\$57.00
882	290-1080	WB LOADER ATTACHMENT BORING	\$383.00	\$203.00	\$90.00
883	290-1090	WB LOADER ATTACHMENT VIBRATORY PLOW	\$765.00	\$315.00	\$105.00
884	290-2000	SKIDSTEER ATTACHMENT AUGER MED TORQUE	\$638.00	\$257.00	\$90.00
885	290-2005	SKIDSTEER ATTACHMENT AUGER HI TORQUE	\$638.00	\$257.00	\$90.00
886	290-2010	SKIDSTEER ATTACHMENT ANGLE BROOM	\$723.00	\$315.00	\$105.00
887	290-2015	SKIDSTEER ATTACHMENT SWEEPER	\$723.00	\$315.00	\$105.00
888	290-2020	SKIDSTEER ATTACHMENT SNOW PUSHER	\$468.00	\$225.00	\$114.00
889	290-2022	SKIDSTEER ATTACHMENT ANGLE SNOW PLOW	\$585.00	\$250.00	\$115.00
890	290-2025	SKIDSTEER ATTACHMENT SNOW BLOWER	\$638.00	\$270.00	\$133.00
891	290-2030	SKIDSTEER ATTACHMENT TRENCHER	\$1,020.00	\$405.00	\$138.00
892	290-2035	SKIDSTEER ATTACHMENT LEVELER	\$640.00	\$255.00	\$90.00
893	290-2045	SKIDSTEER ATTACHMENT ROOT RAKE W CLAMP	\$383.00	\$189.00	\$86.00
894	290-2050	SKIDSTEER ATTACHMENT ROCK HOUND RAKE	\$846.00	\$338.00	\$138.00
895	290-2055	SKIDSTEER ATTACHMENT SOIL CONDITIONER	\$846.00	\$338.00	\$138.00
896	290-2057	SKIDSTEER ATTACHMENT FLAIL MOWER	\$1,913.00	\$810.00	\$285.00
897	290-2058	SKIDSTEER ATTACHMENT BRUSH CUTTER 60 SF	\$1,254.00	\$527.00	\$185.00
898	290-2059	SKIDSTEER ATTACHMENT BRUSH CUTTER 66 SF	\$1,169.00	\$464.00	\$166.00
899	290-2060	SKIDSTEER ATTACHMENT BRUSH CUTTER 72 SF	\$1,254.00	\$527.00	\$185.00
900	290-2061	SKIDSTEER ATTACHMENT BRUSH CUTTER 96 SF	\$1,785.00	\$756.00	\$266.00
901	290-2062	SKIDSTEER ATTACHMENT BRUSH CUTTER 60 HF	\$1,785.00	\$756.00	\$266.00



## HERC RENTALS - CONTRACT 2019000318-5

## EXHIBIT A.2 - 2022 GOLD PRICING

	Cat Class	Description	Month	Week	Day
902	290-2063	SKIDSTEER ATTACHMENT BRUSH CUTTER 72 HF	\$1,488.00	\$630.00	\$223.00
903	290-2065	SKIDSTEER ATTACHMENT FORESTRY MULCHER	\$3,825.00	\$1,800.00	\$760.00
904	290-2070	SKIDSTEER ATTACHMENT PLANER 14IN SF	\$2,040.00	\$1,035.00	\$309.00
905	290-2073	SKIDSTEER ATTACHMENT PLANER 18IN HF	\$2,125.00	\$1,103.00	\$361.00
906	290-2075	SKIDSTEER ATTACHMENT PLANER 24IN HF	\$2,508.00	\$1,305.00	\$428.00
907	290-2080	SKIDSTEER ATTACHMENT TILLER	\$638.00	\$293.00	\$105.00
908	290-2085	SKIDSTEER ATTACHMENT SILTFENCE INSTALLER	\$612.00	\$216.00	\$76.00
909	290-2090	SKIDSTEER ATTACHMENT STUMP GRINDER	\$829.00	\$360.00	\$109.00
910	290-2092	SKIDSTEER ATTACHMENT POST DRIVER	\$850.00	\$340.00	\$120.00
911	290-2095	SKIDSTEER ATTACHMENT SPREADER	\$612.00	\$216.00	\$76.00
912	290-2100	SKIDSTEER ATTACHMENT TREE BOOM	\$357.00	\$189.00	\$67.00
913	290-2105	SKIDSTEER ATTACHMENT TILE SCRAPER	\$408.00	\$216.00	\$76.00
914	290-2110	SKIDSTEER ATTACHMENT BACKHOE	\$829.00	\$360.00	\$109.00
915	290-2120	SKIDSTEER ATTACHMENT SHEAR	\$878.00	\$360.00	\$109.00
916	290-2125	SKIDSTEER ATTACHMENT DOZER BLADE	\$357.00	\$189.00	\$67.00
917	290-2130	SKIDSTEER ATTACHMENT MISCELLANEOUS	\$408.00	\$216.00	\$76.00
918	290-2135	SKIDSTEER ATTACHMENT VACUUM LIFT BATTERY	\$810.00	\$405.00	\$170.00
919	290-2140	SKIDSTEER ATTACHMENT FORKS 42IN	\$238.00	\$108.00	\$38.00
920	290-2145	SKIDSTEER ATTACHMENT FORKS 48IN	\$238.00	\$108.00	\$38.00
921	290-2155	SKIDSTEER ATTACHMENT FORKS 72IN	\$504.00	\$216.00	\$76.00
922	290-2195	SKIDSTEER ATTACHMENT ASPHALT FLOAT	\$893.00	\$378.00	\$166.00
923	290-2200	SKIDSTEER ATTACHMENT BREAKER <90 LBS	\$935.00	\$446.00	\$157.00
924	290-2205	SKIDSTEER ATTACHMENT BREAKER 91-190 LBS	\$935.00	\$446.00	\$157.00
925	290-2210	SKIDSTEER ATTACHMENT BREAKER 191-290 LBS	\$935.00	\$446.00	\$157.00
926	290-2220	SKIDSTEER ATTACHMENT BREAKER 291-390 LBS	\$935.00	\$446.00	\$157.00
927	290-2225	SKIDSTEER ATTACHMENT BREAKER 391-600 LBS	\$1,148.00	\$527.00	\$185.00
928	290-2230	COMBO SSL M-EX ATTACH BREAKER 391-600LBS	\$1,148.00	\$527.00	\$185.00
929	290-2235	SKIDSTEER ATTACHMENT BREAKER 601-900 LBS	\$1,148.00	\$527.00	\$185.00
930	290-2240	SKIDSTEER ATTACHMENT BREAKER 901-1250LBS	\$1,148.00	\$527.00	\$185.00
931	290-2300	SKIDSTEER ATTACHMENT BUCKET 36IN	\$77.00	\$27.00	\$10.00
932	290-2320	SKIDSTEER ATTACHMENT BUCKET 44IN 4 IN 1	\$383.00	\$135.00	\$57.00
933	290-2325	SKIDSTEER ATTACHMENT BUCKET 44IN	\$77.00	\$27.00	\$10.00
934	290-2332	SKIDSTEER ATTACHMENT BUCKET 56IN LOW-PRO	\$77.00	\$27.00	\$10.00
935	290-2340	SKIDSTEER ATTACHMENT BUCKET 62IN	\$77.00	\$27.00	\$10.00
936	290-2345	SKIDSTEER ATTACHMENT BUCKET 62IN 4 IN 1	\$383.00	\$135.00	\$57.00
937	290-2350	SKIDSTEER ATTACHMENT BUCKET 62IN LOW-PRO	\$77.00	\$27.00	\$10.00
938	290-2360	SKIDSTEER ATTACHMENT BUCKET 66IN	\$77.00	\$27.00	\$10.00
939	290-2365	SKIDSTEER ATTACHMENT BUCKET 66IN 4 IN 1	\$383.00	\$135.00	\$57.00
940	290-2370	SKIDSTEER ATTACHMENT BUCKET 66IN LOW-PRO	\$77.00	\$27.00	\$10.00
941	290-2380	SKIDSTEER ATTACHMENT BUCKET 68IN	\$77.00	\$27.00	\$10.00
942	290-2385	SKIDSTEER ATTACHMENT BUCKET 68IN 4 IN 1	\$383.00	\$135.00	\$57.00
943	290-2390	SKIDSTEER ATTACHMENT BUCKET 68IN LOW-PRO	\$77.00	\$27.00	\$10.00
944	290-2400	SKIDSTEER ATTACHMENT BUCKET 72IN	\$77.00	\$27.00	\$10.00
945	290-2402	SKIDSTEER ATTACHMENT BUCKET 72IN LOW-PRO	\$77.00	\$27.00	\$10.00
946	290-2405	SKIDSTEER ATTACHMENT BUCKET 72IN 4 IN 1	\$383.00	\$135.00	\$57.00
947	290-2420	SKIDSTEER ATTACHMENT BUCKET 74IN	\$77.00	\$27.00	\$10.00
948	290-2425	SKIDSTEER ATTACHMENT BUCKET 74IN 4 IN 1	\$383.00	\$135.00	\$57.00
949	290-2430	SKIDSTEER ATTACHMENT BUCKET 74IN LIGHT	\$77.00	\$27.00	\$10.00
950	290-2435	SKIDSTEER ATTACHMENT BUCKET 74IN LOW-PRO	\$77.00	\$27.00	\$10.00
951	290-2440	SKIDSTEER ATTACHMENT BUCKET 78IN LOW-PRO	\$77.00	\$27.00	\$10.00
952	290-2460	SKIDSTEER ATTACHMENT BUCKET 80IN	\$77.00	\$27.00	\$10.00
953	290-2467	SKIDSTEER ATTACHMENT BUCKET 80IN LOW-PRO	\$77.00	\$27.00	\$10.00
954	290-2475	SKIDSTEER ATTACHMENT BUCKET 84IN	\$77.00	\$27.00	\$10.00

## HERC RENTALS - CONTRACT 2019000318-5

## EXHIBIT A.2 - 2022 GOLD PRICING

	Cat Class	Description	Month	Week	Day
955	290-2500	SKIDSTEER ATTACHMENT BRUSH GRAPPLE	\$468.00	\$203.00	\$71.00
956	290-2502	SKIDSTEER ATTACHMENT GRAPPLE BKT 36IN	\$455.00	\$170.00	\$55.00
957	290-2503	SKIDSTEER ATTACHMENT GRAPPLE BKT 48IN	\$455.00	\$170.00	\$55.00
958	290-2505	SKIDSTEER ATTACHMENT GRAPPLE BKT 60-65IN	\$489.00	\$216.00	\$76.00
959	290-2510	SKIDSTEER ATTACHMENT GRAPPLE BKT 66-71IN	\$489.00	\$216.00	\$76.00
960	290-2515	SKIDSTEER ATTACHMENT GRAPPLE BKT 72-77IN	\$489.00	\$216.00	\$76.00
961	290-2520	SKIDSTEER ATTACHMENT GRAPPLE BKT >77IN	\$489.00	\$216.00	\$76.00
962	290-2600	TOOLCAT ATTACHMENT SPREADER	\$489.00	\$216.00	\$76.00
963	290-3000	TRACTOR ATTACHMENT AUGER	\$765.00	\$297.00	\$105.00
964	290-3010	TRACTOR ATTACHMENT SNOW PUSHER	\$489.00	\$176.00	\$81.00
965	290-3020	TRACTOR ATTACHMENT RIPPER	\$340.00	\$135.00	\$48.00
966	290-3030	TRACTOR ATTACHMENT BOX BLADE	\$340.00	\$135.00	\$48.00
967	290-3035	TRACTOR ATTACHMENT LANDSCAPE RAKE 3PT	\$360.00	\$135.00	\$48.00
968	290-3040	TRACTOR ATTACHMENT ROTARY BRUSH MOWER	\$404.00	\$149.00	\$62.00
969	290-3045	TRACTOR ATTACHMENT BOOM MOWER	\$1,550.00	\$600.00	\$250.00
970	290-3047	TRACTOR ATTACHMENT FLAIL MOWER	\$630.00	\$245.00	\$80.00
971	290-3060	TRACTOR ATTACHMENT TILLER	\$553.00	\$203.00	\$71.00
972	290-3070	TRACTOR ATTACHMENT SPREADER	\$383.00	\$135.00	\$57.00
973	290-3080	TRACTOR ATTACHMENT BACKHOE	\$1,035.00	\$446.00	\$138.00
974	290-4010	BACKHOE ATTACHMENT COMPACTION WHL 12IN	\$723.00	\$338.00	\$119.00
975	290-4015	BACKHOE ATTACHMENT COMPACTION WHL 18IN	\$723.00	\$338.00	\$119.00
976	290-4020	BACKHOE ATTACHMENT COMPACTION WHL 24IN	\$723.00	\$338.00	\$119.00
977	290-4025	BACKHOE ATTACHMENT SHEAR	\$3,188.00	\$1,346.00	\$470.00
978	290-4030	BACKHOE ATTACHMENT THUMB	\$128.00	\$68.00	\$24.00
979	290-4050	BACKHOE ATTACHMENT FORKS 42IN	\$293.00	\$122.00	\$43.00
980	290-4055	BACKHOE ATTACHMENT FORKS 48IN	\$293.00	\$122.00	\$43.00
981	290-4060	BACKHOE ATTACHMENT FORKS 60IN	\$319.00	\$135.00	\$48.00
982	290-4065	BACKHOE ATTACHMENT FORKS 72IN	\$319.00	\$135.00	\$48.00
983	290-4100	BACKHOE BUCKET CRIBBING 8IN QC	\$100.00	\$50.00	\$25.00
984	290-4105	BACKHOE BUCKET CRIBBING 8IN PO	\$100.00	\$50.00	\$25.00
985	290-4120	BACKHOE BUCKET TRENCH 12IN QC	\$100.00	\$50.00	\$25.00
986	290-4130	BACKHOE BUCKET TRENCH 16IN QC	\$100.00	\$50.00	\$25.00
987	290-4140	BACKHOE BUCKET TRENCH 18IN QC	\$100.00	\$50.00	\$25.00
988	290-4145	BACKHOE BUCKET TRENCH 18IN PO	\$100.00	\$50.00	\$25.00
989	290-4150	BACKHOE BUCKET TRENCH 24IN QC	\$100.00	\$50.00	\$25.00
990	290-4152	BACKHOE BUCKET SMOOTH 24IN QC	\$100.00	\$50.00	\$25.00
991	290-4155	BACKHOE BUCKET TRENCH 24IN PO	\$100.00	\$50.00	\$25.00
992	290-4160	BACKHOE BUCKET TRENCH 30IN QC	\$100.00	\$50.00	\$25.00
993	290-4170	BACKHOE BUCKET TRENCH 36IN QC	\$100.00	\$50.00	\$25.00
994	290-4180	BACKHOE BUCKET SMOOTH 36IN QC	\$100.00	\$50.00	\$25.00
995	290-4190	BACKHOE BUCKET TRENCH 42IN QC	\$281.00	\$99.00	\$43.00
996	290-4205	BACKHOE BUCKET SMOOTH 48IN QC	\$281.00	\$99.00	\$43.00
997	290-4210	BACKHOE BUCKET TRENCH 48IN QC	\$281.00	\$99.00	\$43.00
998	290-4275	BACKHOE BUCKET 1YD COMBO	\$626.00	\$216.00	\$76.00
999	290-4280	BACKHOE BUCKET 1YD SIDE DUMP	\$723.00	\$338.00	\$119.00
1000	290-5000	MINI-EX ATTACHMENT AUGER MED TORQUE	\$638.00	\$257.00	\$90.00
1001	290-5010	MINI-EX ATTACHMENT COMPACTION WHL	\$595.00	\$270.00	\$95.00
1002	290-5020	MINI-EX ATTACHMENT FORESTRY MULCHER	\$2,550.00	\$1,215.00	\$474.00
1003	290-5145	MINI-EX ATTACHMENT BREAKER 91-190 LBS	\$935.00	\$446.00	\$157.00
1004	290-5150	MINI-EX ATTACHMENT BREAKER 191-290 LBS	\$1,148.00	\$527.00	\$185.00
1005	290-5155	MINI-EX ATTACHMENT BREAKER 291-390 LBS	\$1,148.00	\$527.00	\$185.00
1006	290-5160	MINI-EX ATTACHMENT BREAKER 391-600 LBS	\$1,148.00	\$527.00	\$185.00
1007	290-5165	MINI-EX ATTACHMENT BREAKER 601-900 LBS	\$2,083.00	\$1,013.00	\$356.00

## HERC RENTALS - CONTRACT 2019000318-5

## EXHIBIT A.2 - 2022 GOLD PRICING

	Cat Class	Description	Month	Week	Day
1008	290-5180	MINI-EX ATTACH SWING CPLR UP TO 9K LBS	\$383.00	\$135.00	\$48.00
1009	290-5182	MINI-EX ATTACH SWING CPLR 9-12K LBS	\$473.00	\$162.00	\$57.00
1010	290-5184	MINI-EX TLB ATTACH SWING CPLR 12-14K LBS	\$497.00	\$189.00	\$67.00
1011	290-5186	MINI-EX TLB ATTACH SWING CPLR 14-20K LBS	\$553.00	\$216.00	\$76.00
1012	290-5205	MINI-EX <19K LBS BUCKET CRIBBING 8IN PO	\$128.00	\$45.00	\$19.00
1013	290-5210	MINI-EX <19K LBS BUCKET CRIBBING 10IN QC	\$128.00	\$45.00	\$19.00
1014	290-5220	MINI-EX <19K LBS BUCKET TRENCH <12IN QC	\$128.00	\$45.00	\$19.00
1015	290-5225	MINI-EX <19K LBS BUCKET TRENCH <12IN PO	\$128.00	\$45.00	\$19.00
1016	290-5240	MINI-EX <19K LBS BUCKET TRENCH 12IN QC	\$128.00	\$45.00	\$19.00
1017	290-5245	MINI-EX <19K LBS BUCKET TRENCH 12IN PO	\$128.00	\$45.00	\$19.00
1018	290-5250	MINI-EX <19K LBS BUCKET SMOOTH 12IN QC	\$128.00	\$45.00	\$19.00
1019	290-5270	MINI-EX <19K LBS BUCKET TRENCH 16IN QC	\$128.00	\$45.00	\$19.00
1020	290-5280	MINI-EX <19K LBS BUCKET TRENCH 18IN QC	\$128.00	\$45.00	\$19.00
1021	290-5285	MINI-EX <19K LBS BUCKET TRENCH 18IN PO	\$128.00	\$45.00	\$19.00
1022	290-5290	MINI-EX <19K LBS BUCKET SMOOTH 18IN QC	\$128.00	\$45.00	\$19.00
1023	290-5300	MINI-EX <19K LBS BUCKET TRENCH 20IN QC	\$128.00	\$45.00	\$19.00
1024	290-5320	MINI-EX <19K LBS BUCKET TRENCH 24IN QC	\$128.00	\$45.00	\$19.00
1025	290-5325	MINI-EX <19K LBS BUCKET TRENCH 24IN PO	\$128.00	\$45.00	\$19.00
1026	290-5330	MINI-EX <19K LBS BUCKET SMOOTH 24IN QC	\$128.00	\$45.00	\$19.00
1027	290-5340	MINI-EX <19K LBS BUCKET TRENCH 30IN QC	\$128.00	\$45.00	\$19.00
1028	290-5350	MINI-EX <19K LBS BUCKET SMOOTH 30 IN QC	\$128.00	\$45.00	\$19.00
1029	290-5360	MINI-EX <19K LBS BUCKET TRENCH 36IN QC	\$128.00	\$45.00	\$19.00
1030	290-5365	MINI-EX <19K LBS BUCKET TRENCH 36IN PO	\$128.00	\$45.00	\$19.00
1031	290-5370	MINI-EX <19K LBS BUCKET SMOOTH 36IN QC	\$128.00	\$45.00	\$19.00
1032	290-5380	MINI-EX <19K LBS BUCKET SWING 36IN QC	\$128.00	\$45.00	\$19.00
1033	290-5390	MINI-EX <19K LBS BUCKET TRENCH 42IN QC	\$191.00	\$68.00	\$29.00
1034	290-5410	MINI-EX <19K LBS BUCKET TRENCH 48N QC	\$191.00	\$68.00	\$29.00
1035	290-5420	MINI-EX <19K LBS BUCKET SMOOTH 48IN QC	\$191.00	\$68.00	\$29.00
1036	290-5425	MINI-EX <19K LBS BUCKET SMOOTH 48IN PO	\$191.00	\$68.00	\$29.00
1037	290-5460	MINI-EX <19K LBS BUCKET SWING 54IN QC	\$191.00	\$68.00	\$29.00
1038	290-6000	EXCAVAT 28K-39K BUCKET TRENCH 12IN QC	\$255.00	\$90.00	\$38.00
1039	290-6010	EXCAVAT 28K-39K BUCKET TRENCH 18IN QC	\$255.00	\$90.00	\$38.00
1040	290-6015	EXCAVAT 28K-39K BUCKET TRENCH 18IN PO	\$255.00	\$90.00	\$38.00
1041	290-6020	EXCAVAT 28K-39K BUCKET TRENCH 24IN QC	\$255.00	\$90.00	\$38.00
1042	290-6025	EXCAVAT 28K-39K BUCKET TRENCH 24IN PO	\$255.00	\$90.00	\$38.00
1043	290-6030	EXCAVAT 28K-39K BUCKET TRENCH 30IN QC	\$255.00	\$90.00	\$38.00
1044	290-6035	EXCAVAT 28K-39K BUCKET TRENCH 30IN PO	\$255.00	\$90.00	\$38.00
1045	290-6040	EXCAVAT 28K-39K BUCKET TRENCH 36IN QC	\$255.00	\$90.00	\$38.00
1046	290-6045	EXCAVAT 28K-39K BUCKET TRENCH 36IN PO	\$255.00	\$90.00	\$38.00
1047	290-6050	EXCAVAT 28K-39K BUCKET TRENCH 42IN QC	\$255.00	\$90.00	\$38.00
1048	290-6055	EXCAVAT 28K-39K BUCKET TRENCH 42IN PO	\$255.00	\$90.00	\$38.00
1049	290-6060	EXCAVAT 28K-39K BUCKET TRENCH 48IN QC	\$255.00	\$90.00	\$38.00
1050	290-6065	EXCAVAT 28K-39K BUCKET TRENCH 48IN PO	\$255.00	\$90.00	\$38.00
1051	290-6070	EXCAVAT 28K-39K BUCKET SCREEN 48IN QC	\$255.00	\$90.00	\$38.00
1052	290-6080	EXCAVAT 28K-39K BUCKET TRENCH 60IN QC	\$383.00	\$135.00	\$57.00
1053	290-6082	EXCAVAT 28K-39K BUCKET SMOOTH 60IN QC	\$383.00	\$135.00	\$57.00
1054	290-6085	EXCAVAT 28K-39K BUCKET TRENCH 60IN PO	\$383.00	\$135.00	\$57.00
1055	290-6105	EXCAVAT 28K-39K BUCKET TRENCH 72IN QC	\$383.00	\$135.00	\$57.00
1056	290-6135	EXCAVAT 39K-50K BUCKET TRENCH 24IN PO	\$319.00	\$113.00	\$48.00
1057	290-6145	EXCAVAT 39K-50K BUCKET TRENCH 30IN PO	\$319.00	\$113.00	\$48.00
1058	290-6155	EXCAVAT 39K-50K BUCKET TRENCH 36IN PO	\$319.00	\$113.00	\$48.00
1059	290-6165	EXCAVAT 39K-50K BUCKET TRENCH 42IN PO	\$319.00	\$113.00	\$48.00
1060	290-6170	EXCAVAT 39K-50K BUCKET SCREEN 48IN PO	\$319.00	\$113.00	\$48.00

## HERC RENTALS - CONTRACT 2019000318-5

## EXHIBIT A.2 - 2022 GOLD PRICING

	Cat Class	Description	Month	Week	Day
1061	290-6175	EXCAVAT 39K-50K BUCKET TRENCH 48IN PO	\$319.00	\$113.00	\$48.00
1062	290-6185	EXCAVAT 39K-50K BUCKET TRENCH 54IN PO	\$446.00	\$167.00	\$71.00
1063	290-6195	EXCAVAT 39K-50K BUCKET TRENCH 60IN PO	\$446.00	\$167.00	\$71.00
1064	290-6210	EXCAVAT 39K-50K BUCKET SMOOTH 66IN PO	\$446.00	\$167.00	\$71.00
1065	290-6215	EXCAVAT 39K-50K BUCKET SMOOTH 72IN PO	\$446.00	\$167.00	\$71.00
1066	290-6245	EXCAVAT 50K-60K BUCKET TRENCH 24IN PO	\$319.00	\$113.00	\$48.00
1067	290-6265	EXCAVAT 50K-60K BUCKET TRENCH 36IN PO	\$319.00	\$113.00	\$48.00
1068	290-6285	EXCAVAT 50K-60K BUCKET TRENCH 48IN PO	\$319.00	\$113.00	\$48.00
1069	290-6295	EXCAVAT 50K-60K BUCKET TRENCH 54IN PO	\$446.00	\$167.00	\$71.00
1070	290-6345	EXCAVAT 60K-80K BUCKET TRENCH 24IN PO	\$383.00	\$135.00	\$57.00
1071	290-6365	EXCAVAT 60K-80K BUCKET TRENCH 36IN PO	\$383.00	\$135.00	\$57.00
1072	290-6375	EXCAVAT 60K-80K BUCKET TRENCH 42IN PO	\$383.00	\$135.00	\$57.00
1073	290-6395	EXCAVAT 60K-80K BUCKET TRENCH 54IN PO	\$383.00	\$135.00	\$57.00
1074	290-6405	EXCAVAT 60K-80K BUCKET TRENCH 60IN PO	\$574.00	\$203.00	\$86.00
1075	290-6425	EXCAVAT 60K-80K BUCKET TRENCH 72IN PO	\$574.00	\$203.00	\$86.00
1076	290-6500	EXCAVAT ATTACHMENT GRAPPLE BUCKET	\$4,140.00	\$1,382.00	\$499.00
1077	290-6510	EXCAVAT ATTACHMENT FLAIL MOWER	\$1,275.00	\$675.00	\$238.00
1078	290-6517	EXCAVAT ATTACHMENT FORESTRY MULCHER	\$3,825.00	\$1,700.00	\$680.00
1079	290-6530	EXCAVAT ATTACHMENT COMPACTION WHL 24IN	\$1,233.00	\$540.00	\$214.00
1080	290-6535	EXCAVAT ATTACHMENT COMPACTION WHL 36IN	\$1,233.00	\$540.00	\$214.00
1081	290-6580	EXCAVAT ATTACHMENT SWING CPLR 28-38K LBS	\$653.00	\$243.00	\$86.00
1082	290-6585	BACKHOE/8MT EXC ATTACHMENT AUGER	\$893.00	\$338.00	\$119.00
1083	290-6590	EXCAVAT ATTACHMENT THUMB	\$323.00	\$176.00	\$67.00
1084	290-6600	EXCAVAT ATTACH P/COMPACTOR 200-299 LBS	\$531.00	\$194.00	\$76.00
1085	290-6700	EXC TLB ATTACH BREAKER 1251-1800 LBS	\$2,083.00	\$1,013.00	\$356.00
1086	290-6705	EXCAVAT ATTACHMENT BREAKER 1801-2500 LBS	\$3,825.00	\$1,755.00	\$618.00
1087	290-6710	EXCAVAT ATTACHMENT BREAKER 2501-4800 LBS	\$3,825.00	\$1,755.00	\$618.00
1088	290-6715	EXCAVAT ATTACHMENT BREAKER 4801-6500 LBS	\$4,930.00	\$2,295.00	\$808.00
1089	290-6720	EXCAVAT ATTACHMENT BREAKER >10000 LBS	\$6,630.00	\$2,835.00	\$998.00
1090	290-7000	LOADER ATTACHMENT ROOT RAKE NO CLAMP	\$468.00	\$248.00	\$105.00
1091	290-7005	LOADER ATTACHMENT ROOT RAKE W CLAMP	\$808.00	\$428.00	\$185.00
1092	290-7010	LOADER ATTACHMENT LANDSCAPE RAKE	\$591.00	\$266.00	\$119.00
1093	290-7020	LOADER ATTACHMENT SNOW PUSHER	\$723.00	\$338.00	\$119.00
1094	290-7025	LOADER ATTACHMENT BOOM	\$319.00	\$144.00	\$76.00
1095	290-7030	LOADER ATTACHMENT TRUSS BOOM	\$319.00	\$144.00	\$76.00
1096	290-7035	LOADER ATTACHMENT DRUM ROTATOR	\$319.00	\$144.00	\$76.00
1097	290-7037	LOADER ATTACHMENT FORK ROTATOR	\$405.00	\$203.00	\$86.00
1098	290-7040	LOADER ATTACHMENT FORKS 48IN	\$468.00	\$248.00	\$90.00
1099	290-7045	LOADER ATTACHMENT FORKS 60IN	\$510.00	\$261.00	\$100.00
1100	290-7050	LOADER ATTACHMENT FORKS 72IN	\$553.00	\$279.00	\$114.00
1101	290-7055	LOADER ATTACHMENT FORKS 84IN	\$595.00	\$297.00	\$128.00
1102	290-7060	LOADER ATTACHMENT FORKS 96IN	\$638.00	\$315.00	\$143.00
1103	290-7100	COMPACT LOADER BUCKET	\$319.00	\$144.00	\$76.00
1104	290-7102	LOADER BUCKET SKELETON 3YD	\$675.00	\$315.00	\$143.00
1105	290-7110	LOADER BUCKET <4YD	\$293.00	\$135.00	\$48.00
1106	290-7115	LOADER BUCKET 4YD AND OVER	\$361.00	\$176.00	\$71.00
1107	290-7120	LOADER BUCKET COMBINATION	\$506.00	\$225.00	\$90.00
1108	290-7130	LOADER BUCKET LIGHT MATRL	\$276.00	\$135.00	\$48.00
1109	290-7135	LOADER BUCKET LIGHT MATRL 8YD AND OVER	\$506.00	\$225.00	\$90.00
1110	290-7140	LOADER BUCKET ROLLOUT 5-6YD	\$1,615.00	\$585.00	\$261.00
1111	290-7145	LOADER BUCKET ROLLOUT 7.5YD AND OVER	\$1,828.00	\$698.00	\$309.00
1112	290-7150	LOADER BUCKET SIDE DUMP	\$723.00	\$338.00	\$119.00
1113	290-7155	LOADER ATTACHMENT PIPE GRAPPLE FORK	\$1,020.00	\$405.00	\$143.00



## HERC RENTALS - CONTRACT 2019000318-5

## EXHIBIT A.2 - 2022 GOLD PRICING

	Cat Class	Description	Month	Week	Day
1114	290-7157	LOADER ATTACHMENT GRAPPLE BUCKET	\$723.00	\$315.00	\$105.00
1115	290-7170	WHEEL LOADER ANGLE SWEEPER	\$2,250.00	\$1,103.00	\$361.00
1116	290-8000	DOZER ATTACHMENT ROOT RAKE NO CLAMP	\$360.00	\$180.00	\$71.00
1117	290-8020	CONCRETE HWY BARRIER LIFTING TONGS	\$385.00	\$205.00	\$70.00
1118	308-1000	CRANE ATTATCHMENT FORKS	\$419.00	\$224.00	\$56.00
1119	340-1050	GLASS HANDLER 770LB 9'-4" ELEC	\$4,275.00	\$1,410.00	\$475.00
1120	340-1060	GLASS HANDLER 1265LB 11'-10" ELEC	\$5,344.00	\$1,781.00	\$594.00
1121	340-1080	GLASS HANDLER 1730LB 12'-9" ELEC	\$6,840.00	\$2,280.00	\$760.00
1122	340-1090	GLASS HANDLER 2200LB 13'-5" ELEC	\$7,481.00	\$2,494.00	\$831.00
1123	340-1300	GLASS HANDLER 550LB 9FT 7IN MANUAL	\$855.00	\$405.00	\$171.00
1124	350-1130	CRAWLER CRANE 1990LB 22FT TIP BATT	\$4,038.00	\$1,344.00	\$451.00
1125	350-1145	CRAWLER CRANE 1990LB 37FT TIP JIB DF	\$4,489.00	\$1,496.00	\$499.00
1126	350-1150	CRAWLER CRANE 1990LB 37FT TIP JIB BATT	\$5,387.00	\$1,796.00	\$599.00
1127	350-1185	CRAWLER CRANE 5800LB 31FT TIP BATT	\$5,387.00	\$1,796.00	\$599.00
1128	350-1200	CRAWLER CRANE 6450LB 37FT TIP JIB DF	\$5,387.00	\$1,796.00	\$499.00
1129	350-1205	CRAWLER CRANE 6450LB 37FT TIP JIB BATT	\$5,985.00	\$1,995.00	\$665.00
1130	350-1210	CRAWLER CRANE 6450LB 37FT TIP JIB DSL	\$5,387.00	\$1,796.00	\$599.00
1131	350-1225	CRAWLER CRANE 5800LB 52FT TIP HYB	\$6,745.00	\$2,252.00	\$746.00
1132	350-1240	CRAWLER CRANE 6680LB 52FT TIP HYB	\$7,600.00	\$2,541.00	\$846.00
1133	350-1245	CRAWLER CRANE 6680LB 52FT TIP DSL	\$6,745.00	\$2,252.00	\$760.00
1134	350-1265	CRAWLER CRANE 6680LB 52FT TIP JIB HYBLMI	\$7,600.00	\$2,541.00	\$846.00
1135	350-1270	CRAWLER CRANE 5800LB 54FT TIP DSL LMI	\$8,550.00	\$2,850.00	\$950.00
1136	350-1280	CRAWLER CRANE 8920LB 68FT TIP DSL	\$8,123.00	\$2,708.00	\$903.00
1137	350-1285	CRAWLER CRANE 8920LB 68FT TIP HYB	\$9,405.00	\$3,135.00	\$1,045.00
1138	350-1360	GLASS MANIPULATOR 1400LB QUADRA TILT 12V	\$1,900.00	\$900.00	\$380.00
1139	350-1400	CRAWLER CRANE ATTACH GLASS MANIPULATOR	\$2,720.00	\$1,170.00	\$352.00
1140	350-1410	CRAWLER CRANE ATTACH AUX WINCH 400FT	\$1,642.00	\$577.00	\$203.00
1141	350-1420	CRAWLER CRANE ATTACH 24IN WORK PLATFORM	\$485.00	\$171.00	\$71.00
1142	350-2000	CRANE CARRY DECK DSL 5000LB 15FT	\$3,135.00	\$1,093.00	\$375.00
1143	350-2010	CRANE CARRY DECK DUAL FUEL 5000LB 15FT	\$3,135.00	\$1,093.00	\$375.00
1144	350-2030	CRANE CARRY DECK DSL 8000LB 19FT	\$3,990.00	\$1,473.00	\$546.00
1145	350-2040	CRANE CARRY DECK DUAL FUEL 8000LB 19FT	\$3,990.00	\$1,473.00	\$546.00
1146	350-2060	CRANE CARRY DECK DSL 18000LB 30FT	\$4,465.00	\$1,895.00	\$689.00
1147	350-2070	CRANE CARRY DECK DUAL FUEL 18000LB 30FT	\$4,465.00	\$1,895.00	\$689.00
1148	350-2090	CRANE CARRY DECK DSL 30000LB 50FT	\$6,175.00	\$2,470.00	\$945.00
1149	350-2100	CRANE CARRY DECK DUAL FUEL 30000LB 50FT	\$6,175.00	\$2,470.00	\$945.00
1150	350-3000	CRANE ROUGH TERRAIN DSL 30000LB 60FT	\$5,795.00	\$1,938.00	\$689.00
1151	350-3210	CRANE WALK-BEHIND BOOM 3000LB BATTERY	\$2,070.00	\$828.00	\$342.00
1152	355-1010	DRONE TIER 1 (RR)	\$1,780.00	\$467.00	\$137.00
1153	355-1030	DRONE TIER 2 (RR)	\$1,885.00	\$520.00	\$147.00
1154	355-1050	DRONE TIER 3 (RR)	\$3,098.00	\$919.00	\$263.00
1155	355-1070	DRONE TIER 4 (RR)	\$2,620.00	\$730.00	\$200.00
1156	355-1090	DRONE TIER 5 (RR)	\$9,398.00	\$2,573.00	\$625.00
1157	355-2030	PAYLOAD TIER 2 (RR)	\$284.00	\$95.00	\$32.00
1158	355-2050	PAYLOAD TIER 3 (RR)	\$1,990.00	\$622.00	\$155.00
1159	355-2070	PAYLOAD TIER 4 (RR)	\$2,573.00	\$782.00	\$200.00
1160	355-2090	PAYLOAD TIER 5 (RR)	\$12,590.00	\$3,098.00	\$788.00
1161	355-2110	DRONE BASE STATION TIER 1 (RR)	\$1,040.00	\$269.00	\$67.00
1162	355-2130	DRONE BASE STATION TIER 2 (RR)	\$1,150.00	\$310.00	\$88.00
1163	400-1020	WORK PLATFORM 2-5 FT DRIVABLE BATT	\$315.00	\$180.00	\$95.00
1164	400-1025	WORK PLATFORM 6-9 FT DRIVABLE BATT OUTR	\$355.00	\$235.00	\$115.00
1165	400-1040	MAST LIFT 3-7FT DESK SURFER PUSH AROUND	\$338.00	\$235.00	\$125.00
1166	400-1050	MAST LIFT 7FT PUSH AROUND	\$338.00	\$235.00	\$125.00

## HERC RENTALS - CONTRACT 2019000318-5

## EXHIBIT A.2 - 2022 GOLD PRICING

	Cat Class	Description	Month	Week	Day
1167	400-1055	MAST LIFT 8FT PUSH AROUND BATTERY LIFT	\$450.00	\$250.00	\$130.00
1168	400-1070	MAST LIFT 5-7FT PORTABLE BATT	\$315.00	\$180.00	\$95.00
1169	400-1100	MAST LIFT 13-15FT PORTABLE BATT	\$356.00	\$240.00	\$130.00
1170	400-1200	MAST LIFT 20FT PUSH AROUND OUTR BATT	\$358.00	\$235.00	\$100.00
1171	400-1210	MAST LIFT 25FT PUSH AROUND OUTR BATT	\$468.00	\$310.00	\$120.00
1172	400-1220	MAST LIFT 30FT PUSH AROUND OUTR BATT	\$578.00	\$335.00	\$155.00
1173	400-1222	MAST LIFT 30FT PUSH AROUND NO OUTR BATT	\$578.00	\$335.00	\$155.00
1174	400-1230	MAST LIFT 36FT PUSH AROUND OUTR BATT	\$619.00	\$380.00	\$165.00
1175	400-1240	MAST LIFT 40FT PUSH AROUND OUTR BATT	\$660.00	\$435.00	\$171.00
1176	400-1270	MAST LIFT 12FT DRIVABLE BATT	\$352.00	\$215.00	\$90.00
1177	400-1280	MAST LIFT 15FT-16FT DRIVABLE BATT	\$385.00	\$225.00	\$110.00
1178	400-1285	MAST LIFT 15FT DRIVABLE BATT EE RATED	\$450.00	\$275.00	\$130.00
1179	400-1290	MAST LIFT 20FT DRIVABLE BATT	\$425.00	\$230.00	\$118.00
1180	400-1291	MAST LIFT 20FT DRIVABLE BLK BATT	\$425.00	\$230.00	\$118.00
1181	400-1300	MAST STYLE BOOM LIFT 20FT BATT	\$1,615.00	\$470.00	\$195.00
1182	400-1310	MAST STYLE BOOM LIFT 26FT BATT	\$1,615.00	\$470.00	\$195.00
1183	400-1320	MAST STYLE BOOM LIFT 32FT BATT	\$2,040.00	\$575.00	\$244.00
1184	405-1053	AIRCRAFT MAINTENANCE STAND PUSH AROUND	\$540.00	\$270.00	\$143.00
1185	405-1060	SCISSOR LIFT 12-13FT 30IN ELEC	\$400.00	\$230.00	\$118.00
1186	405-1062	SCISSOR LIFT 13FT 30IN COMPACT LCS ELEC	\$400.00	\$230.00	\$118.00
1187	405-1065	SCISSOR LIFT 13FT X-DECK COMPACT LCS ELE	\$450.00	\$275.00	\$130.00
1188	405-1070	SCISSOR LIFT 14FT 30IN ELEC	\$400.00	\$230.00	\$118.00
1189	405-1080	SCISSOR LIFT 15FT 30IN ELEC	\$400.00	\$230.00	\$118.00
1190	405-1085	SCISSOR LIFT 19FT 32IN COMPACT ELEC	\$400.00	\$230.00	\$118.00
1191	405-1087	SCISSOR LIFT 19FT 32IN COMPACT LCS ELEC	\$400.00	\$230.00	\$118.00
1192	405-1088	SCISSOR LIFT 19FT X-DECK COMPACT LCS ELE	\$450.00	\$275.00	\$130.00
1193	405-1090	SCISSOR LIFT 19FT 30-32IN ELEC	\$370.00	\$195.00	\$100.00
1194	405-1091	SCISSOR LIFT 19FT 30-32IN BLK ELEC	\$370.00	\$195.00	\$100.00
1195	405-1095	SCISSOR LIFT 19FT NARROW ELEC EE RATED	\$400.00	\$230.00	\$118.00
1196	405-1100	SCISSOR LIFT 20FT 30-32IN ELEC	\$450.00	\$245.00	\$118.00
1197	405-1110	SCISSOR LIFT 20FT 32IN P-DECK ELEC	\$450.00	\$245.00	\$118.00
1198	405-1140	SCISSOR LIFT 26FT 32IN ELEC	\$550.00	\$272.00	\$141.00
1199	405-1141	SCISSOR LIFT 26FT 32IN BLK ELEC	\$550.00	\$272.00	\$141.00
1200	405-1142	SCISSOR LIFT 26FT 32IN COMPACT LCS ELEC	\$600.00	\$290.00	\$140.00
1201	405-1145	SCISSOR LIFT 26FT 32IN ELEC EE RATED	\$600.00	\$290.00	\$140.00
1202	405-1150	SCISSOR LIFT 26FT 46IN ELEC	\$550.00	\$272.00	\$141.00
1203	405-1151	SCISSOR LIFT 26FT 46IN BLK ELEC	\$550.00	\$272.00	\$141.00
1204	405-1160	SCISSOR LIFT 26FT 69IN ELEC	\$815.00	\$315.00	\$147.00
1205	405-1170	SCISSOR LIFT 26FT 46IN AVIATION PKG ELEC	\$815.00	\$315.00	\$147.00
1206	405-1172	SCISSOR LIFT 26FT 46IN AV EE EXT CHG EL	\$815.00	\$315.00	\$147.00
1207	405-1200	SCISSOR LIFT 32FT 32IN ELEC	\$775.00	\$388.00	\$171.00
1208	405-1201	SCISSOR LIFT 32FT 32IN BLK ELEC	\$775.00	\$388.00	\$171.00
1209	405-1210	SCISSOR LIFT 32FT 46-48IN ELEC	\$750.00	\$367.00	\$165.00
1210	405-1211	SCISSOR LIFT 32FT 46-48IN BLK ELEC	\$750.00	\$367.00	\$165.00
1211	405-1220	SCISSOR LIFT 33-35FT 68-69IN ELEC	\$975.00	\$470.00	\$182.00
1212	405-1260	SCISSOR LIFT 40FT 47IN ELEC	\$1,100.00	\$525.00	\$210.00
1213	405-1261	SCISSOR LIFT 40FT 47IN BLK ELEC	\$1,219.00	\$525.00	\$210.00
1214	405-1270	SCISSOR LIFT 40FT 69IN ELEC	\$1,349.00	\$560.00	\$250.00
1215	405-1271	SCISSOR LIFT 40FT 69IN WIDE BLK ELEC	\$1,349.00	\$560.00	\$250.00
1216	405-1300	SCISSOR LIFT 45-46FT 55IN ELEC	\$1,349.00	\$560.00	\$250.00
1217	405-1302	SCISSOR LIFT 45FT 55IN LCS ELEC	\$1,450.00	\$625.00	\$275.00
1218	405-1400	SCISSOR LIFT 26FT RT ELEC	\$1,068.00	\$525.00	\$230.00
1219	405-1430	SCISSOR LIFT 26FT RT DF	\$1,068.00	\$525.00	\$230.00



## HERC RENTALS - CONTRACT 2019000318-5

## EXHIBIT A.2 - 2022 GOLD PRICING

	Cat Class	Description	Month	Week	Day
1220	405-1440	SCISSOR LIFT 26FT RT OUTR DF	\$1,170.00	\$560.00	\$236.00
1221	405-1450	SCISSOR LIFT 26FT RT DSL	\$1,068.00	\$525.00	\$230.00
1222	405-1451	SCISSOR LIFT 26FT RT BLK DSL	\$1,068.00	\$525.00	\$230.00
1223	405-1460	SCISSOR LIFT 26FT RT OUTR DSL	\$1,170.00	\$560.00	\$236.00
1224	405-1485	SCISSOR LIFT 30FT RT 84IN SLEV DECK ELEC	\$1,975.00	\$900.00	\$385.00
1225	405-1500	SCISSOR LIFT 33FT RT 69IN DECK HYB	\$1,275.00	\$627.00	\$278.00
1226	405-1520	SCISSOR LIFT 33FT RT 69IN DECK DF	\$1,208.00	\$610.00	\$270.00
1227	405-1530	SCISSOR LIFT 33FT RT 69IN DECK OUTR DF	\$1,208.00	\$610.00	\$270.00
1228	405-1540	SCISSOR LIFT 33FT RT 69IN DECK DSL	\$1,208.00	\$610.00	\$270.00
1229	405-1550	SCISSOR LIFT 33FT RT 69IN DECK OUTR DSL	\$1,208.00	\$610.00	\$270.00
1230	405-1560	SCISSOR LIFT 33FT RT 84IN DECK DF	\$1,325.00	\$627.00	\$278.00
1231	405-1570	SCISSOR LIFT 33FT RT 84IN DECK OUTR DF	\$1,325.00	\$627.00	\$278.00
1232	405-1580	SCISSOR LIFT 33FT RT 84IN DECK DSL	\$1,325.00	\$627.00	\$278.00
1233	405-1590	SCISSOR LIFT 33FT RT 84IN DECK OUTR DSL	\$1,325.00	\$627.00	\$278.00
1234	405-1600	SCISSOR LIFT 33FT RT 94IN DECK DF	\$1,325.00	\$627.00	\$278.00
1235	405-1610	SCISSOR LIFT 33FT RT 94IN DECK OUTR DF	\$1,325.00	\$627.00	\$278.00
1236	405-1620	SCISSOR LIFT 33FT RT 94IN DECK DSL	\$1,325.00	\$627.00	\$278.00
1237	405-1630	SCISSOR LIFT 33FT RT 94IN DECK OUTR DSL	\$1,325.00	\$627.00	\$278.00
1238	405-1700	SCISSOR LIFT 40FT RT 69IN DECK ELEC	\$1,625.00	\$675.00	\$304.00
1239	405-1710	SCISSOR LIFT 40FT RT 69IN DECK HYB	\$1,625.00	\$675.00	\$304.00
1240	405-1720	SCISSOR LIFT 40FT RT 69IN DECK OUTR HYB	\$1,625.00	\$675.00	\$304.00
1241	405-1730	SCISSOR LIFT 40FT RT 69IN DECK DF	\$1,525.00	\$645.00	\$290.00
1242	405-1740	SCISSOR LIFT 40FT RT 69IN DECK OUTR DF	\$1,525.00	\$645.00	\$290.00
1243	405-1770	SCISSOR LIFT 40-45FT RT 94IN DECK DF	\$1,625.00	\$675.00	\$304.00
1244	405-1780	SCISSOR LIFT 40-45FT RT 94IN DECKOUTR DF	\$1,625.00	\$675.00	\$304.00
1245	405-1781	SCISSOR LIFT 40-45FT RT 94IN OUTR BLK DF	\$1,625.00	\$675.00	\$304.00
1246	405-1790	SCISSOR LIFT 40-45FT RT 94IN DECK DSL	\$1,625.00	\$675.00	\$304.00
1247	405-1800	SCISSOR LIFT 40-45FT RT 94IN DECKOUTRDSL	\$1,625.00	\$675.00	\$304.00
1248	405-1850	SCISSOR LIFT 50-53FT RT OUTRIG DF	\$2,097.00	\$830.00	\$350.00
1249	405-1851	SCISSOR LIFT 50-53FT RT OUTRIG BLK DF	\$2,097.00	\$830.00	\$350.00
1250	405-1860	SCISSOR LIFT 50-53FT RT OUTRIG DSL	\$2,097.00	\$830.00	\$350.00
1251	405-1880	SCISSOR LIFT 60FT RT OUTRIG DSL	\$3,780.00	\$1,440.00	\$567.00
1252	410-1010	BOOM TOWABLE 35FT BATTERY	\$1,575.00	\$670.00	\$281.00
1253	410-1020	BOOM TOWABLE 35FT GAS	\$1,575.00	\$670.00	\$281.00
1254	410-1030	BOOM TOWABLE 50FT BATTERY	\$1,850.00	\$854.00	\$330.00
1255	410-1040	BOOM TOWABLE 50FT GAS	\$1,850.00	\$854.00	\$330.00
1256	410-2010	BOOM ARTICULATED 30FT JIB NARROW ELEC	\$1,420.00	\$570.00	\$270.00
1257	410-2020	BOOM ARTICULATED 30FT NAR ROT JIB ELEC	\$1,420.00	\$570.00	\$270.00
1258	410-2030	BOOM ARTICULATED 33FT ELEC	\$1,420.00	\$570.00	\$270.00
1259	410-2045	BOOM ARTICULATED 34FT NARROW JIB ELEC	\$1,420.00	\$570.00	\$270.00
1260	410-2050	BOOM ARTICULATED 34FT WIDE JIB ELEC	\$1,420.00	\$570.00	\$270.00
1261	410-2060	BOOM ARTICULATED 34FT 4WD HYB	\$1,600.00	\$655.00	\$310.00
1262	410-2070	BOOM ARTICULATED 40FT NARROW JIB ELEC	\$1,600.00	\$655.00	\$310.00
1263	410-2071	BOOM ARTICULATED 40FT NAR JIB BLK ELEC	\$1,600.00	\$655.00	\$310.00
1264	410-2080	BOOM ARTICULATED 40FT NAR ROT JIB ELEC	\$1,600.00	\$655.00	\$310.00
1265	410-2100	BOOM ARTICULATED 40FT WIDE ROT JIB ELEC	\$1,600.00	\$655.00	\$310.00
1266	410-2130	BOOM ARTICULATED 45FT ELEC	\$1,600.00	\$655.00	\$310.00
1267	410-2131	BOOM ARTICULATED 45FT BLK ELEC	\$1,600.00	\$655.00	\$310.00
1268	410-2140	BOOM ARTICULATED 45FT JIB ELEC	\$1,600.00	\$655.00	\$310.00
1269	410-2145	BOOM ARTICULATED 45FT JIB EE RATED ELEC	\$1,700.00	\$725.00	\$375.00
1270	410-2500	BOOM STRAIGHT 60FT JIB 2WD ELEC	\$2,800.00	\$1,295.00	\$515.00
1271	410-2501	BOOM STRAIGHT 60FT JIB BLK ELEC	\$2,800.00	\$1,295.00	\$515.00
1272	410-2510	BOOM STRAIGHT 60FT JIB 4WD ELEC	\$2,800.00	\$1,295.00	\$515.00

## HERC RENTALS - CONTRACT 2019000318-5

## EXHIBIT A.2 - 2022 GOLD PRICING

	Cat Class	Description	Month	Week	Day
1273	410-2530	BOOM STRAIGHT 60FT JIB 4WD HYB	\$2,800.00	\$1,295.00	\$515.00
1274	410-3010	BOOM ARTICULATED 34FT 2WD DF	\$1,492.00	\$615.00	\$275.00
1275	410-3020	BOOM ARTICULATED 34FT 2WD DSL	\$1,492.00	\$615.00	\$275.00
1276	410-3030	BOOM ARTICULATED 34FT JIB 4WD DF	\$1,492.00	\$615.00	\$275.00
1277	410-3040	BOOM ARTICULATED 34FT JIB 4WD DSL	\$1,492.00	\$615.00	\$275.00
1278	410-3050	BOOM ARTICULATED 45FT 2WD DF	\$1,600.00	\$655.00	\$310.00
1279	410-3070	BOOM ARTICULATED 45FT 4WD DF	\$1,600.00	\$655.00	\$310.00
1280	410-3071	BOOM ARTICULATED 45FT BLK DF	\$1,600.00	\$655.00	\$310.00
1281	410-3080	BOOM ARTICULATED 45FT JIB 4WD DF	\$1,600.00	\$655.00	\$310.00
1282	410-3081	BOOM ARTICULATED 45FT JIB BLK DF	\$1,600.00	\$655.00	\$310.00
1283	410-3110	BOOM ARTICULATED 45FT 4WD DSL	\$1,600.00	\$655.00	\$310.00
1284	410-3111	BOOM ARTICULATED 45FT JIB BLK DSL	\$1,600.00	\$655.00	\$310.00
1285	410-3120	BOOM ARTICULATED 45FT JIB 4WD DSL	\$1,600.00	\$655.00	\$310.00
1286	410-3127	BOOM ARTICULATED 45FT JIB 4WD HYB	\$1,600.00	\$655.00	\$310.00
1287	410-3131	BOOM ARTICULATED 60FT BLK DF	\$2,200.00	\$875.00	\$380.00
1288	410-3140	BOOM ARTICULATED 60FT JIB 2WD DF	\$2,200.00	\$875.00	\$380.00
1289	410-3161	BOOM ARTICULATED 60FT JIB BLK DSL	\$2,200.00	\$875.00	\$380.00
1290	410-3170	BOOM ARTICULATED 60FT 4WD DF	\$2,200.00	\$875.00	\$380.00
1291	410-3180	BOOM ARTICULATED 60FT JIB 4WD DF	\$2,200.00	\$875.00	\$380.00
1292	410-3181	BOOM ARTICULATED 60FT JIB BLK DF	\$2,200.00	\$875.00	\$380.00
1293	410-3190	BOOM ARTICULATED 60FT 4WD DSL	\$2,200.00	\$875.00	\$380.00
1294	410-3191	BOOM ARTICULATED 60FT BLK DSL	\$2,200.00	\$875.00	\$380.00
1295	410-3200	BOOM ARTICULATED 60FT JIB 4WD DSL	\$2,200.00	\$875.00	\$380.00
1296	410-3205	BOOM ARTICULATED 60FT JIB 4WD HYB	\$2,800.00	\$1,295.00	\$515.00
1297	410-3231	BOOM ARTICULATED 80FT JIB BLK DF	\$3,995.00	\$1,685.00	\$736.00
1298	410-3232	BOOM ARTICULATED 80FT JIB BLK DF HIGHCAP	\$3,995.00	\$1,685.00	\$736.00
1299	410-3261	BOOM ARTICULATED 80FT JIB BLK DSL	\$3,995.00	\$1,685.00	\$736.00
1300	410-3270	BOOM ARTICULATED 80FT 4WD DF	\$3,995.00	\$1,685.00	\$736.00
1301	410-3271	BOOM ARTICULATED 80FT BLK DF	\$3,995.00	\$1,685.00	\$736.00
1302	410-3280	BOOM ARTICULATED 80FT JIB 4WD DF	\$3,995.00	\$1,685.00	\$736.00
1303	410-3290	BOOM ARTICULATED 80FT 4WD DSL	\$3,995.00	\$1,685.00	\$736.00
1304	410-3300	BOOM ARTICULATED 80FT JIB 4WD DSL	\$3,995.00	\$1,685.00	\$736.00
1305	410-3310	BOOM ARTICULATED 80FT JIB 4WD HYB	\$4,500.00	\$2,355.00	\$935.00
1306	410-3350	BOOM ARTICULATED 125FT JIB 4WD DSL	\$7,555.00	\$3,360.00	\$1,330.00
1307	410-3351	BOOM ARTICULATED 125FT JIB BLK DSL	\$7,555.00	\$3,360.00	\$1,330.00
1308	410-3360	BOOM ARTICULATED 135FT JIB 4WD DSL	\$8,250.00	\$3,920.00	\$1,470.00
1309	410-3380	BOOM ARTICULATED 150FT JIB 4WD DSL	\$18,000.00	\$7,300.00	\$2,400.00
1310	410-4000	BOOM STRAIGHT 34FT JIB 4WD DSL	\$1,492.00	\$615.00	\$275.00
1311	410-4020	BOOM STRAIGHT 40FT 2WD DSL	\$1,600.00	\$655.00	\$310.00
1312	410-4030	BOOM STRAIGHT 40FT 4WD DF	\$1,600.00	\$655.00	\$310.00
1313	410-4040	BOOM STRAIGHT 40FT 4WD DSL	\$1,600.00	\$655.00	\$310.00
1314	410-4041	BOOM STRAIGHT 40FT BLK DSL	\$1,600.00	\$655.00	\$310.00
1315	410-4080	BOOM STRAIGHT 45FT JIB 4WD DF	\$1,600.00	\$655.00	\$310.00
1316	410-4090	BOOM STRAIGHT 45FT JIB 4WD DSL	\$1,600.00	\$655.00	\$310.00
1317	410-4091	BOOM STRAIGHT 45FT JIB BLK DSL	\$1,600.00	\$655.00	\$310.00
1318	410-4110	BOOM STRAIGHT 60FT 2WD DF	\$2,200.00	\$875.00	\$380.00
1319	410-4111	BOOM STRAIGHT 60FT BLK DF	\$2,200.00	\$875.00	\$380.00
1320	410-4130	BOOM STRAIGHT 60FT 4WD DF	\$2,200.00	\$875.00	\$380.00
1321	410-4140	BOOM STRAIGHT 60FT 4WD DSL	\$2,200.00	\$875.00	\$380.00
1322	410-4141	BOOM STRAIGHT 60FT BLK DSL	\$2,200.00	\$875.00	\$380.00
1323	410-4145	BOOM STRAIGHT 60FT JIB 4WD DSL	\$2,200.00	\$875.00	\$380.00
1324	410-4150	BOOM STRAIGHT 60FT CRAWLER DSL	\$4,000.00	\$1,750.00	\$600.00
1325	410-4151	BOOM STRAIGHT 60FT JIB BLK DSL	\$2,200.00	\$875.00	\$380.00

## HERC RENTALS - CONTRACT 2019000318-5

## EXHIBIT A.2 - 2022 GOLD PRICING

	Cat Class	Description	Month	Week	Day
1326	410-4155	BOOM STRAIGHT 60FT SOFT TOUCH DSL	\$2,265.00	\$900.00	\$400.00
1327	410-4180	BOOM STRAIGHT 65FT JIB 4WD DF	\$2,265.00	\$900.00	\$400.00
1328	410-4190	BOOM STRAIGHT 65FT JIB 4WD DSL	\$2,265.00	\$900.00	\$400.00
1329	410-4200	BOOM STRAIGHT 65FT JIB CRAWLER DSL	\$4,950.00	\$2,250.00	\$850.00
1330	410-4211	BOOM STRAIGHT 80FT BLK DF	\$3,995.00	\$1,685.00	\$736.00
1331	410-4221	BOOM STRAIGHT 80FT BLK DSL	\$3,995.00	\$1,685.00	\$736.00
1332	410-4230	BOOM STRAIGHT 80FT 4WD DF	\$3,995.00	\$1,685.00	\$736.00
1333	410-4240	BOOM STRAIGHT 80FT 4WD DSL	\$3,995.00	\$1,685.00	\$736.00
1334	410-4241	BOOM STRAIGHT 80FT BLK DSL HIGH CAP	\$3,995.00	\$1,685.00	\$736.00
1335	410-4242	BOOM STRAIGHT 80FT 4WD DSL HIGH CAP	\$3,995.00	\$1,685.00	\$736.00
1336	410-4270	BOOM STRAIGHT 85FT JIB 4WD DF	\$4,095.00	\$1,745.00	\$771.00
1337	410-4300	BOOM STRAIGHT 85FT JIB 4WD DSL	\$4,095.00	\$1,745.00	\$771.00
1338	410-4301	BOOM STRAIGHT 85FT JIB BLK DSL	\$4,095.00	\$1,745.00	\$771.00
1339	410-4305	BOOM STRAIGHT 85FT JIB 4WD DSL HIGH CAP	\$4,095.00	\$1,745.00	\$771.00
1340	410-4350	BOOM STRAIGHT 105FT JIB 4WD DSL	\$6,825.00	\$3,090.00	\$1,225.00
1341	410-4400	BOOM STRAIGHT 120FT JIB 4WD DSL	\$7,555.00	\$3,360.00	\$1,330.00
1342	410-4401	BOOM STRAIGHT 120FT JIB 4WD BLK DSL	\$7,555.00	\$3,360.00	\$1,330.00
1343	410-4410	BOOM STRAIGHT 125FT JIB 4WD DSL	\$7,555.00	\$3,360.00	\$1,330.00
1344	410-4420	BOOM STRAIGHT 135FT JIB 4WD DSL	\$8,250.00	\$3,920.00	\$1,470.00
1345	410-4421	BOOM STRAIGHT 135FT JIB BLK DSL	\$8,250.00	\$3,920.00	\$1,470.00
1346	410-4422	BOOM STRAIGHT 135FT 30FTJIB 4WD HIGH CAP	\$8,250.00	\$3,920.00	\$1,470.00
1347	410-4430	BOOM STRAIGHT 150FT JIB 4WD DSL	\$18,000.00	\$7,300.00	\$2,400.00
1348	410-4440	BOOM STRAIGHT 180-185FT JIB 4WD DSL	\$23,500.00	\$9,990.00	\$4,100.00
1349	415-1000	GLAZIER PANEL LIFT KIT	\$421.00	\$122.00	\$43.00
1350	415-1050	ZERO G TOOL HOLDER ATTACHMENT	\$765.00	\$405.00	\$114.00
1351	415-1500	SCISSOR ATTCH 19' EXT DECK FOR GENIE SHU	\$425.00	\$180.00	\$95.00
1352	415-1505	PIPE RACK FOR SKYJACK RT SCISSOR	\$216.00	\$113.00	\$71.00
1353	415-1506	PIPE RACK FOR SKYJACK ELECTRIC SCISSOR	\$216.00	\$113.00	\$71.00
1354	415-1510	PIPE RACK FOR GENIE RT SCISSOR	\$216.00	\$113.00	\$71.00
1355	415-1512	PIPE RACK FOR GENIE ELECTRIC SCISSOR	\$216.00	\$113.00	\$71.00
1356	415-1515	PIPE CRADLE FOR GENIE S AND Z BOOMLIFTS	\$216.00	\$113.00	\$48.00
1357	450-2000	WAREHOUSE FORKLIFT 2000LB CUSHION ELEC	\$1,520.00	\$626.00	\$238.00
1358	450-2010	WAREHOUSE FORKLIFT 3000LB PNEU DSL	\$1,050.00	\$425.00	\$183.00
1359	450-2020	WAREHOUSE FORKLIFT 3000LB PNEU DF	\$1,050.00	\$425.00	\$183.00
1360	450-2030	WAREHOUSE FORKLIFT 3000LB CUSHION ELEC	\$1,520.00	\$626.00	\$238.00
1361	450-2040	WAREHOUSE FORKLIFT 3000LB CUSHION LPG	\$1,050.00	\$425.00	\$183.00
1362	450-2050	WAREHOUSE FORKLIFT 3000LB 3W STDUP ELEC	\$1,580.00	\$653.00	\$261.00
1363	450-2055	WAREHOUSE FORKLIFT 3500LB 3W STDUP ELEC	\$1,580.00	\$653.00	\$261.00
1364	450-2057	WAREHOUSE FORKLIFT 4000LB 3W STDUP ELEC	\$1,580.00	\$653.00	\$261.00
1365	450-2085	WAREHOUSE FORKLIFT 4000LB CUSH LPS RATED	\$1,050.00	\$425.00	\$183.00
1366	450-2090	WAREHOUSE FORKLIFT 4000LB 3W SIT ELEC	\$1,580.00	\$653.00	\$261.00
1367	450-2100	WAREHOUSE FORKLIFT 4000LB CUSHION ELEC	\$1,580.00	\$653.00	\$261.00
1368	450-2110	WAREHOUSE FORKLIFT 5000LB PNEU DSL	\$1,100.00	\$525.00	\$207.00
1369	450-2115	WAREHOUSE FORKLIFT 5000LB PNEU DSL CAB	\$1,395.00	\$589.00	\$261.00
1370	450-2120	WAREHOUSE FORKLIFT 5000LB PNEU DF	\$995.00	\$404.00	\$164.00
1371	450-2130	WAREHOUSE FORKLIFT 5000LB PNEU ELEC	\$1,680.00	\$675.00	\$280.00
1372	450-2140	WAREHOUSE FORKLIFT 5000LB CUSHION ELEC	\$1,680.00	\$675.00	\$280.00
1373	450-2150	WAREHOUSE FORKLIFT 5000LB CUSHION LPG	\$995.00	\$404.00	\$164.00
1374	450-2160	WAREHOUSE FORKLIFT 5000LB LOWPRO PNEU DF	\$1,100.00	\$525.00	\$207.00
1375	450-2170	WAREHOUSE FORKLIFT 5000LB 4MAST PNEU DF	\$1,100.00	\$525.00	\$207.00
1376	450-2180	WAREHOUSE FORKLIFT 6000LB PNEU DSL	\$1,100.00	\$525.00	\$207.00
1377	450-2185	WAREHOUSE FORKLIFT 6000LB PNEU DSL CAB	\$1,395.00	\$589.00	\$261.00
1378	450-2190	WAREHOUSE FORKLIFT 6000LB PNEU DF	\$1,100.00	\$525.00	\$207.00

## HERC RENTALS - CONTRACT 2019000318-5

## EXHIBIT A.2 - 2022 GOLD PRICING

	Cat Class	Description	Month	Week	Day
1379	450-2200	WAREHOUSE FORKLIFT 6000LB CUSHION DF	\$1,100.00	\$525.00	\$207.00
1380	450-2210	WAREHOUSE FORKLIFT 6000LB CUSHION ELEC	\$1,800.00	\$788.00	\$309.00
1381	450-2215	WAREHOUSE FORKLIFT 6000LB CUSHION EE BAT	\$2,250.00	\$855.00	\$333.00
1382	450-2220	WAREHOUSE FORKLIFT 6000LB SINGLE-DBL DF	\$1,463.00	\$613.00	\$233.00
1383	450-2230	WAREHOUSE FORKLIFT 6000LB FOAM FILL DF	\$1,463.00	\$613.00	\$233.00
1384	450-2240	WAREHOUSE FORKLIFT 6000LB 4MAST PNEU DF	\$1,100.00	\$525.00	\$207.00
1385	450-2250	WAREHOUSE FORKLIFT 7000LB PNEU DSL	\$1,600.00	\$645.00	\$225.00
1386	450-2260	WAREHOUSE FORKLIFT 8000LB PNEU DSL	\$1,600.00	\$645.00	\$225.00
1387	450-2265	WAREHOUSE FORKLIFT 8000LB PNEU DSL CAB	\$1,724.00	\$685.00	\$275.00
1388	450-2270	WAREHOUSE FORKLIFT 8000LB PNEU DF	\$1,600.00	\$645.00	\$225.00
1389	450-2275	WAREHOUSE FORKLIFT 8000LB PNEU DF CAB	\$1,724.00	\$685.00	\$275.00
1390	450-2280	WAREHOUSE FORKLIFT 8000LB PNEU LPG	\$1,600.00	\$645.00	\$225.00
1391	450-2305	WAREHOUSE FORKLIFT 10000LB CUSHION ELEC	\$2,480.00	\$945.00	\$333.00
1392	450-2310	WAREHOUSE FORKLIFT 10000LB PNEU DSL	\$1,885.00	\$715.00	\$285.00
1393	450-2315	WAREHOUSE FORKLIFT 10000LB PNEU DSL CAB	\$2,000.00	\$850.00	\$325.00
1394	450-2320	WAREHOUSE FORKLIFT 10000LB PNEU DF	\$1,885.00	\$715.00	\$285.00
1395	450-2325	WAREHOUSE FORKLIFT 10000LB PNEU DF CAB	\$2,000.00	\$850.00	\$325.00
1396	450-2330	WAREHOUSE FORKLIFT 10000LB CUSHION LPG	\$1,885.00	\$715.00	\$285.00
1397	450-2345	WAREHOUSE FORKLIFT 12000LB CUSHION ELEC	\$2,800.00	\$1,148.00	\$428.00
1398	450-2360	WAREHOUSE FORKLIFT 12000LB PNEU DF	\$2,635.00	\$935.00	\$315.00
1399	450-2370	WAREHOUSE FORKLIFT 15000LB PNEU DSL	\$3,400.00	\$1,403.00	\$550.00
1400	450-2375	WAREHOUSE FORKLIFT 15000LB PNEU DSL CAB	\$3,500.00	\$1,450.00	\$570.00
1401	450-2380	WAREHOUSE FORKLIFT 15000LB CUSHION LPG	\$3,400.00	\$1,403.00	\$550.00
1402	450-2390	WAREHOUSE FORKLIFT 15000LB PNEU DF	\$3,400.00	\$1,403.00	\$550.00
1403	450-2395	WAREHOUSE FORKLIFT 15000LB PNEU DF CAB	\$3,500.00	\$1,450.00	\$570.00
1404	450-2400	WAREHOUSE FORKLIFT 16000LB PNEU DSL	\$3,570.00	\$1,488.00	\$585.00
1405	450-2410	WAREHOUSE FORKLIFT 20000LB PNEU DSL	\$5,500.00	\$2,380.00	\$945.00
1406	450-2420	WAREHOUSE FORKLIFT 22000LB PNEU DSL	\$5,500.00	\$2,380.00	\$945.00
1407	450-2430	WAREHOUSE FORKLIFT 26000LB PNEU DSL ROPS	\$5,500.00	\$2,380.00	\$945.00
1408	450-2435	WAREHOUSE FORKLIFT 26000LB PNEU CAB DSL	\$6,333.00	\$2,550.00	\$990.00
1409	450-2440	WAREHOUSE FORKLIFT 30000LB PNEU DSL	\$6,333.00	\$2,550.00	\$990.00
1410	450-2450	WAREHOUSE FORKLIFT 36000LB PNEU DSL ROPS	\$6,333.00	\$2,550.00	\$990.00
1411	450-2455	WAREHOUSE FORKLIFT 36000LB PNEU CAB DSL	\$7,191.00	\$2,700.00	\$1,025.00
1412	450-2460	WAREHOUSE FORKLIFT 45000LB PNEU DSL	\$8,458.00	\$3,103.00	\$1,440.00
1413	450-2470	WAREHOUSE FORKLIFT 55000LB PNEU DSL	\$13,500.00	\$5,220.00	\$1,980.00
1414	455-1000	STRAIGHTMAST RT FORKLIFT 5000LB 4WD	\$1,750.00	\$830.00	\$337.00
1415	455-1010	STRAIGHTMAST RT FORKLIFT 6000LB 2WD	\$1,750.00	\$830.00	\$337.00
1416	455-1015	STRAIGHTMAST RT FORKLIFT CAB 6000LB 2WD	\$1,838.00	\$850.00	\$368.00
1417	455-1020	STRAIGHTMAST RT FORKLIFT 6000LB 4WD	\$1,838.00	\$850.00	\$368.00
1418	455-1025	STRAIGHTMAST RT FORKLIFT CAB 6000LB 4WD	\$2,025.00	\$935.00	\$375.00
1419	455-1027	STRAIGHTMAST RT FORKLIFT CAB 7000LB 4WD	\$2,025.00	\$935.00	\$375.00
1420	455-1030	STRAIGHTMAST RT FORKLIFT 8000LB 2WD	\$1,838.00	\$850.00	\$368.00
1421	455-1035	STRAIGHTMAST RT FORKLIFT CAB 8000LB 2WD	\$2,025.00	\$935.00	\$375.00
1422	455-1040	STRAIGHTMAST RT FORKLIFT 8000LB 4WD	\$2,025.00	\$935.00	\$375.00
1423	455-1042	STRAIGHTMAST RT FORKLIFT CAB 8000LB 4WD	\$2,100.00	\$1,010.00	\$378.00
1424	455-1045	STRAIGHTMAST RT FORKLIFT 8000LB 4WD LOWP	\$2,100.00	\$1,010.00	\$378.00
1425	455-1050	STRAIGHTMAST RT FORKLIFT 10000LB 2WD	\$2,775.00	\$1,440.00	\$495.00
1426	455-1060	STRAIGHTMAST RT FORKLIFT 10000LB 4WD	\$2,888.00	\$1,440.00	\$495.00
1427	455-1065	STRAIGHTMAST RT FORKLIFT 12000LB 2WD	\$2,925.00	\$1,466.00	\$518.00
1428	455-1070	STRAIGHTMAST RT FORKLIFT 12000LB 4WD	\$3,000.00	\$1,466.00	\$518.00
1429	455-1080	STRAIGHTMAST RT FORKLIFT 20000LB 4WD	\$4,050.00	\$1,700.00	\$608.00
1430	460-1000	TELEHANDLER 3000LB 13FT LIFT ROPS	\$1,775.00	\$790.00	\$303.00
1431	460-1010	TELEHANDLER 5500LB 16-20FT LIFT ROPS	\$1,775.00	\$790.00	\$303.00



## HERC RENTALS - CONTRACT 2019000318-5

## EXHIBIT A.2 - 2022 GOLD PRICING

	Cat Class	Description	Month	Week	Day
1432	460-1011	TELEHANDLER 5500LB 16-20FT LIFT ROPS BLK	\$1,775.00	\$790.00	\$303.00
1433	460-1015	TELEHANDLER 5500LB 16-20FT LIFT CAB	\$1,825.00	\$850.00	\$318.00
1434	460-1019	TELEHANDLER 6000LB 13FT LIFT ROPS	\$1,975.00	\$875.00	\$371.00
1435	460-1020	TELEHANDLER 6000LB 34-36FT LIFT ROPS	\$1,975.00	\$875.00	\$371.00
1436	460-1025	TELEHANDLER 6000LB 34-36FT LIFT CAB	\$2,075.00	\$975.00	\$375.00
1437	460-1030	TELEHANDLER 6000LB 42-44FT LIFT ROPS	\$1,975.00	\$875.00	\$371.00
1438	460-1035	TELEHANDLER 6000LB 42-44FT LIFT CAB	\$2,075.00	\$975.00	\$375.00
1439	460-1040	TELEHANDLER 8000LB 42-44FT LIFT ROPS	\$2,295.00	\$1,045.00	\$390.00
1440	460-1045	TELEHANDLER 8000LB 42-44FT LIFT CAB	\$2,395.00	\$1,068.00	\$400.00
1441	460-1050	TELEHANDLER 9000LB 42-44FT LIFT ROPS	\$3,250.00	\$1,385.00	\$495.00
1442	460-1055	TELEHANDLER 9000LB 42-44FT LIFT CAB	\$3,300.00	\$1,505.00	\$495.00
1443	460-1060	TELEHANDLER 10000LB 42-44FT LIFT ROPS	\$3,250.00	\$1,385.00	\$495.00
1444	460-1065	TELEHANDLER 10000LB 42-44FT LIFT CAB	\$3,300.00	\$1,505.00	\$530.00
1445	460-1070	TELEHANDLER 10000LB 50-56FT LIFT ROPS	\$3,250.00	\$1,385.00	\$495.00
1446	460-1071	TELEHANDLER 10000LB 50-56FT LIFT ROPS BLK	\$3,250.00	\$1,385.00	\$495.00
1447	460-1075	TELEHANDLER 10000LB 50-56FT LIFT CAB	\$3,300.00	\$1,505.00	\$530.00
1448	460-1080	TELEHANDLER 12000LB 55-56FT LIFT ROPS	\$4,225.00	\$1,995.00	\$625.00
1449	460-1081	TELEHANDLER 12000LB 55FT LIFT ROPS BLK	\$4,225.00	\$1,995.00	\$625.00
1450	460-1085	TELEHANDLER 12000LB 55-56FT LIFT CAB	\$4,355.00	\$2,097.00	\$660.00
1451	460-1087	TELEHANDLER 15-16000LB 44FT LIFT	\$7,700.00	\$3,500.00	\$1,290.00
1452	460-1088	TELEHANDLER 17000LB 32FT LIFT	\$9,900.00	\$4,320.00	\$1,615.00
1453	460-1090	TELEHANDLER 20000LB 44FT LIFT CAB	\$16,000.00	\$5,600.00	\$2,000.00
1454	464-1016	COMPACT CRAWLER BOOM LIFT 40-44' BATTERY	\$7,000.00	\$4,250.00	\$2,019.00
1455	464-1022	COMPACT CRAWLER BOOM LIFT 50-59' BATTERY	\$8,500.00	\$5,220.00	\$2,470.00
1456	464-1036	COMPACT CRAWLER BOOM LIFT 70-79' BATTERY	\$14,000.00	\$7,000.00	\$3,420.00
1457	464-1042	COMPACT WHEELED BOOM LIFT 90-99' HYB	\$16,000.00	\$8,159.00	\$3,862.00
1458	480-1030	RAMP LOADING	\$1,130.00	\$336.00	\$144.00
1459	480-1060	DOLLY STAIR CLIMBER 1500# CAP	\$506.00	\$240.00	\$68.00
1460	480-1080	ROLALIFT 6000LBS HYD DOLLY 1 PAIR	\$574.00	\$272.00	\$77.00
1461	480-1130	PALLET LIFT 5500LB W/B MANUAL NARROW	\$270.00	\$128.00	\$36.00
1462	480-1135	PALLET LIFT 5500LB W/B MANUAL	\$270.00	\$128.00	\$36.00
1463	480-1137	PALLET LIFT 3000LB W/B MANUAL RAISED	\$270.00	\$128.00	\$36.00
1464	480-1140	PALLET LIFT 8000LB W/B MANUAL	\$270.00	\$128.00	\$36.00
1465	480-1180	PALLET REACH TRUCK 4500LB STAND ON ELEC	\$1,895.00	\$755.00	\$299.00
1466	480-1190	PALLET DBL REACH TRUCK 3000LB STD ON ELE	\$1,895.00	\$755.00	\$299.00
1467	480-1195	PALLET DBL REACH TRUCK 4000LB STD ON ELE	\$1,980.00	\$788.00	\$356.00
1468	480-1200	PALLET REACH TRUCK 3500LB STAND ON ELEC	\$2,520.00	\$990.00	\$418.00
1469	480-1205	PALLET REACH TRUCK 4500LB 421IN LIFT ELE	\$2,790.00	\$1,125.00	\$475.00
1470	480-1210	PALLET ORDER PICKER 3000LB STAND ON ELEC	\$1,300.00	\$513.00	\$204.00
1471	480-1224	PALLET STACKER 2500LB ADJ STRAD W/B ELEC	\$1,164.00	\$456.00	\$147.00
1472	480-1229	PALLET STACKER 3000LB STRADDLE W/B ELEC	\$1,221.00	\$470.00	\$157.00
1473	480-1230	PALLET STACKER 3000LB COUNT WGT W/B ELEC	\$1,378.00	\$523.00	\$176.00
1474	480-1239	PALLET STACKER 4000LB STRADDLE W/B ELEC	\$1,378.00	\$523.00	\$176.00
1475	480-1240	PALLET STACKER 4000LB COUNT WGT W/B ELEC	\$1,378.00	\$523.00	\$176.00
1476	480-1250	PALLET LIFT 4000LB W/B ELEC	\$983.00	\$437.00	\$109.00
1477	480-1260	PALLET LIFT 4500LB W/B ELEC	\$983.00	\$437.00	\$109.00
1478	480-1280	PALLET LIFT 6000LB 48IN RIDE-ON ELEC	\$1,221.00	\$470.00	\$157.00
1479	480-1282	PALLET LIFT 6000LB 96IN RIDE-ON ELEC	\$1,255.00	\$490.00	\$160.00
1480	480-1310	ROLLER 2 PART KIT 36 TON CAP	\$430.00	\$225.00	\$65.00
1481	480-1320	MACHINE ROLLERS 3 TON SET OF 4	\$225.00	\$120.00	\$45.00
1482	480-1340	MACHINE ROLLERS 8 TON SET OF 4	\$375.00	\$200.00	\$68.00
1483	480-1350	MACHINE ROLLERS 12 TON SET OF 4	\$413.00	\$220.00	\$77.00
1484	480-1360	MACHINE ROLLERS 15 TON SET OF 4	\$413.00	\$220.00	\$77.00



## HERC RENTALS - CONTRACT 2019000318-5

## EXHIBIT A.2 - 2022 GOLD PRICING

	Cat Class	Description	Month	Week	Day
1485	480-1390	MACHINE ROLLERS 30 TON SET OF 4	\$360.00	\$192.00	\$54.00
1486	480-1420	MACHINE ROLLERS 60 TON SET OF 4	\$450.00	\$240.00	\$86.00
1487	480-1440	MACHINE ROLLERS 70 TON SET OF 4	\$594.00	\$297.00	\$105.00
1488	480-1520	PRY BAR	\$34.00	\$12.00	\$5.00
1489	480-1620	HOIST 3/4 TON LEVER 20	\$71.00	\$26.00	\$12.00
1490	480-1640	HOIST 3/4 TON LEVER W/OVERLOAD 20	\$75.00	\$28.00	\$13.00
1491	480-1700	HOIST 1 TON LEVER W/OVERLOAD 20	\$81.00	\$30.00	\$14.00
1492	480-1720	HOIST 1 1/2 TON LEVER 15	\$86.00	\$32.00	\$14.00
1493	480-1740	HOIST 1 1/2 TON LEVER 20	\$86.00	\$32.00	\$14.00
1494	480-1760	HOIST 1 1/2 TON LEVER W/OVERLOAD 20	\$96.00	\$36.00	\$16.00
1495	480-1780	HOIST 2 TON LEVER W/OVERLOAD 20	\$107.00	\$40.00	\$18.00
1496	480-1800	HOIST 2 1/2 TON LEVER 20	\$136.00	\$50.00	\$20.00
1497	480-1820	HOIST 3 TON LEVER 15	\$124.00	\$46.00	\$21.00
1498	480-1840	HOIST 3 TON LEVER W/ OVERLOAD 20	\$128.00	\$48.00	\$22.00
1499	480-1860	HOIST 3 TON LEVER 20-30	\$124.00	\$46.00	\$21.00
1500	480-1880	HOIST 6 TON LEVER 5 - 10	\$167.00	\$62.00	\$28.00
1501	480-1900	HOIST 6 TON LEVER W/ OVERLOAD 20	\$178.00	\$66.00	\$30.00
1502	480-1920	MATERIAL LIFT 1500 LBS 25 FT ROUSTABOUT	\$641.00	\$304.00	\$86.00
1503	480-1925	MATERIAL LIFT 1500 LBS 15 FT ROUSTABOUT	\$540.00	\$256.00	\$72.00
1504	480-1930	MATERIAL LIFT 1500 LBS 18 FT ROUSTABOUT	\$729.00	\$324.00	\$86.00
1505	480-2120	HOIST CHAIN 1/2 TON 8-15	\$46.00	\$17.00	\$7.00
1506	480-2140	HOIST CHAIN 1/2 TON 20	\$59.00	\$21.00	\$9.00
1507	480-2160	HOIST 1/2 TON CHAIN W/OVERLOAD 20	\$64.00	\$24.00	\$10.00
1508	480-2175	HOIST CHAIN AIR 1 TON 30-50	\$1,260.00	\$665.00	\$166.00
1509	480-2180	HOIST 1 TON CHAIN W/OVERLOAD 20	\$85.00	\$31.00	\$12.00
1510	480-2200	HOIST 1 TON CHAIN W/OVERLOAD 30	\$90.00	\$33.00	\$13.00
1511	480-2220	HOIST CHAIN 1 TON 20-40	\$72.00	\$27.00	\$10.00
1512	480-2240	HOIST CHAIN 1-1/2 TON 20-40	\$97.00	\$36.00	\$14.00
1513	480-2260	HOIST 1 1/2 TON CHAIN W/OVERLOAD 20FT	\$115.00	\$43.00	\$17.00
1514	480-2280	HOIST 1 1/2TON CHAIN W/OVERLOAD 30FT	\$123.00	\$46.00	\$18.00
1515	480-2300	HOIST 2 TON CHAIN W/OVERLOAD 20	\$136.00	\$50.00	\$20.00
1516	480-2320	HOIST CHAIN 2 TON 8-15	\$129.00	\$48.00	\$19.00
1517	480-2340	HOIST CHAIN 2 TON 20-40	\$97.00	\$36.00	\$14.00
1518	480-2350	CHAIN HOIST ELEC 2 TON 50-80FT LIFT 115V	\$1,350.00	\$675.00	\$285.00
1519	480-2380	HOIST CHAIN 2TON MANUAL 30	\$136.00	\$50.00	\$20.00
1520	480-2400	HOIST CHAIN 3 TON 20-40	\$141.00	\$52.00	\$21.00
1521	480-2420	HOIST 3 TON CHAIN W/OVERLOAD 20	\$167.00	\$62.00	\$25.00
1522	480-2440	HOIST CHAIN 3 TON 8-15	\$162.00	\$60.00	\$24.00
1523	480-2460	HOIST CHAIN 3TON MANUAL 20	\$162.00	\$60.00	\$24.00
1524	480-2480	HOIST CHAIN 3TON MANUAL 30	\$162.00	\$60.00	\$24.00
1525	480-2500	HOIST CHAIN 5 TON 8-15	\$226.00	\$79.00	\$33.00
1526	480-2520	HOIST 5 TON CHAIN W/OVERLOAD 20FT	\$251.00	\$93.00	\$37.00
1527	480-2540	HOIST CHAIN 5 TON 20-40	\$226.00	\$84.00	\$33.00
1528	480-2550	HOIST CHAIN 5 TON 60FT LIFT	\$270.00	\$145.00	\$145.00
1529	480-2555	HOIST CHAIN 5 TON 80FT LIFT	\$270.00	\$145.00	\$145.00
1530	480-2560	HOIST CHAIN 5TON MANUAL 30	\$244.00	\$90.00	\$36.00
1531	480-2600	HOIST CHAIN 8TON MANUAL 20	\$449.00	\$166.00	\$67.00
1532	480-2620	HOIST CHAIN 10 TON 8-15	\$546.00	\$202.00	\$81.00
1533	480-2640	HOIST CHAIN 10 TON 20-30	\$577.00	\$214.00	\$86.00
1534	480-2660	HOIST 5 TON CHAIN ELEC	\$610.00	\$214.00	\$90.00
1535	480-2670	HOIST CHAIN AIR 2 TON 50-70 FT	\$281.00	\$110.00	\$44.00
1536	480-2680	HOIST CHAIN AIR 3 TON	\$419.00	\$147.00	\$62.00
1537	480-2687	HOIST CHAIN AIR 6 TON 30-50 FT	\$2,250.00	\$765.00	\$261.00

## HERC RENTALS - CONTRACT 2019000318-5

## EXHIBIT A.2 - 2022 GOLD PRICING

	Cat Class	Description	Month	Week	Day
1538	480-2690	HOIST CHAIN AIR 5 TON 80FT LIFT	\$2,700.00	\$900.00	\$316.00
1539	480-2692	HOIST CHAIN AIR 6 TON 100FT LIFT	\$2,880.00	\$995.00	\$380.00
1540	480-2695	HOIST CHAIN AIR 10 TON 40 FT	\$2,430.00	\$855.00	\$285.00
1541	480-2700	ENGINE HOIST 4000 LB	\$324.00	\$108.00	\$29.00
1542	480-2790	CONVEYOR MATERIAL 10FT X 12IN	\$760.00	\$285.00	\$95.00
1543	480-2795	CONVEYOR MATERIAL 10FT X 18IN	\$784.00	\$295.00	\$100.00
1544	480-2797	CONVEYOR MATERIAL 14FT X 12IN	\$841.00	\$304.00	\$109.00
1545	480-2800	CONVEYOR MATERIAL TOWABLE 24-26FT	\$1,767.00	\$746.00	\$295.00
1546	480-3015	GANTRY CRANE 3/4 TON	\$1,215.00	\$509.00	\$204.00
1547	480-3040	POWERED HAND CRANE 300 LBS CAP BATT	\$419.00	\$155.00	\$62.00
1548	480-3060	GANTRY CRANE 2 TON	\$1,758.00	\$736.00	\$280.00
1549	480-3065	GANTRY CRANE 2 TON 154IN HEIGHT	\$1,853.00	\$755.00	\$299.00
1550	480-3080	GANTRY CRANE 3 TON	\$1,900.00	\$760.00	\$309.00
1551	480-3100	GANTRY CRANE 5 TON	\$2,200.00	\$800.00	\$425.00
1552	480-3210	TROLLEY 1 TON	\$135.00	\$48.00	\$18.00
1553	480-3211	BEAM TROLLEY PUSH 1 TON	\$45.00	\$20.00	\$5.00
1554	480-3240	TROLLEY 3 TONS	\$169.00	\$60.00	\$23.00
1555	480-3260	TROLLEY 5 TONS	\$338.00	\$120.00	\$45.00
1556	480-3265	BEAM TROLLEY 5 TON GEARED 80FT DROP	\$225.00	\$120.00	\$60.00
1557	480-3280	TROLLEY 10 TONS	\$405.00	\$144.00	\$55.00
1558	480-3285	TROLLEY 10 TONS GEARED 40FT/HAND CHAIN	\$350.00	\$115.00	\$55.00
1559	480-3314	HOIST ELECTRIC CHAIN 1 TON 40 FT 120V	\$630.00	\$252.00	\$109.00
1560	480-3316	HOIST ELECTRIC CHAIN 1 TON 50 FT 120V	\$630.00	\$252.00	\$109.00
1561	480-3318	HOIST ELECTRIC CHAIN 1 TON 60 FT 120V	\$630.00	\$252.00	\$109.00
1562	480-3329	HOIST ELECTRIC CHAIN 2 TON 40 FT 120V	\$765.00	\$306.00	\$128.00
1563	480-3331	HOIST ELECTRIC CHAIN 2 TON 50 FT 120V	\$765.00	\$306.00	\$128.00
1564	480-3333	HOIST ELECTRIC CHAIN 2 TON 60 FT 120V	\$765.00	\$306.00	\$128.00
1565	480-3420	HOIST ELECTRIC CHAIN 1T 30 120V 1PH	\$354.00	\$131.00	\$52.00
1566	480-3428	MATERIAL LIFT 400 LBS 5 FT MANUAL	\$203.00	\$71.00	\$24.00
1567	480-3430	MATERIAL LIFT 1000 LBS 5 FT MANUAL	\$203.00	\$71.00	\$24.00
1568	480-3460	MATERIAL LIFT 1000 LBS 10 FT MANUAL	\$567.00	\$266.00	\$67.00
1569	480-3475	MATERIAL LIFT 450 LBS 12 FT MANUAL	\$567.00	\$266.00	\$67.00
1570	480-3480	MATERIAL LIFT 650 LBS 12 FT MANUAL	\$567.00	\$266.00	\$67.00
1571	480-3500	MATERIAL LIFT 300 LBS 12 FT PNEUMATIC	\$648.00	\$304.00	\$76.00
1572	480-3510	MATERIAL LIFT 350 LBS 13 FT MANUAL	\$648.00	\$304.00	\$76.00
1573	480-3520	MATERIAL LIFT 650 LBS 15 FT MANUAL	\$648.00	\$304.00	\$76.00
1574	480-3525	MATERIAL LIFT 450 LBS 16 FT MANUAL	\$648.00	\$304.00	\$76.00
1575	480-3540	MATERIAL LIFT 650 LBS 18 FT MANUAL	\$648.00	\$304.00	\$76.00
1576	480-3560	MATERIAL LIFT 250 LBS 18 FT PNEUMATIC	\$648.00	\$304.00	\$76.00
1577	480-3580	MATERIAL LIFT 650 LBS 20 FT MANUAL	\$770.00	\$361.00	\$90.00
1578	480-3600	MATERIAL LIFT 650 LBS 24 FT MANUAL	\$770.00	\$361.00	\$90.00
1579	480-3620	MATERIAL LIFT 650 LBS 25 FT MANUAL	\$770.00	\$361.00	\$90.00
1580	480-3628	MATERIAL LIFT 800 LBS 25FT COUNTER BALAN	\$1,350.00	\$594.00	\$157.00
1581	480-3630	MATERIAL LIFT 800 LBS 12 FT MANUAL	\$675.00	\$240.00	\$80.00
1582	480-3660	MATERIAL LIFT 1100 LBS 15 FT MANUAL	\$810.00	\$380.00	\$95.00
1583	480-4010	TUGGER 1000LB AIR	\$648.00	\$216.00	\$76.00
1584	480-4040	TUGGER 4000LB AIR	\$1,418.00	\$473.00	\$166.00
1585	480-4070	TUGGER 10000LB AIR	\$2,633.00	\$878.00	\$309.00
1586	480-4090	TUGGER 20000LB AIR	\$4,658.00	\$1,553.00	\$546.00
1587	480-4105	CABLE PULLER FORCE GAUGE	\$540.00	\$324.00	\$171.00
1588	480-4110	CABLE PULLER 2000 LB ELECTRIC	\$765.00	\$270.00	\$114.00
1589	480-4130	CABLE PULLER 6000LB ELECTRIC	\$810.00	\$324.00	\$105.00
1590	480-4140	CABLE PULLER 8000LB ELECTRIC	\$899.00	\$428.00	\$114.00

## HERC RENTALS - CONTRACT 2019000318-5

## EXHIBIT A.2 - 2022 GOLD PRICING

	Cat Class	Description	Month	Week	Day
1591	480-4150	CABLE PULLER 10000LB ELEC W/BOOM	\$936.00	\$450.00	\$119.00
1592	480-4153	CABLE PULLER 12K MULTI-SPEED ELEC	\$986.00	\$495.00	\$143.00
1593	480-4155	CABLE FEEDER	\$765.00	\$270.00	\$114.00
1594	480-4160	CABLE REEL STAND 6000LB CAPACITY	\$120.00	\$55.00	\$20.00
1595	480-4170	CABLE REEL STANDS 10000LB CAP PAIR	\$525.00	\$255.00	\$85.00
1596	480-4175	CABLE REEL ROLLER 30IN 2500 LB CAPACITY	\$130.00	\$65.00	\$65.00
1597	480-4179	CABLE REEL ROLL 7.5 TON	\$1,346.00	\$450.00	\$143.00
1598	480-4180	CABLE REEL ROLLER 15 TON	\$1,346.00	\$450.00	\$143.00
1599	480-4185	DUCT RODDER 5/16IN 1000FT	\$383.00	\$180.00	\$81.00
1600	480-4186	DUCT RODDER 5/16IN 600FT	\$270.00	\$158.00	\$62.00
1601	480-4187	DUCT RODDER 3/8IN 600FT	\$270.00	\$158.00	\$62.00
1602	480-4188	DUCT RODDER 1/2IN 1000FT	\$81.00	\$27.00	\$10.00
1603	480-4190	CABLE FISH TAPE VAC SYSTEM	\$205.00	\$70.00	\$30.00
1604	480-4200	SHEAVE MANHOLE 12FT 6500LB CAP	\$1,105.00	\$555.00	\$215.00
1605	480-5520	PUMP PORTA POWER ELECTRIC	\$591.00	\$329.00	\$113.00
1606	480-5530	PUMP HYD SHORING PLASTIC MANUAL	\$62.00	\$21.00	\$11.00
1607	480-5540	PORTAPOWER PUMP 1 SPEED MANUAL	\$131.00	\$45.00	\$23.00
1608	480-5560	PORTAPOWER PUMP 2 SPEED MANUAL	\$131.00	\$45.00	\$23.00
1609	480-5600	PUMP BOLT TENSIONER 1500 BAR 110V	\$2,160.00	\$720.00	\$276.00
1610	481-1012	CYLINDER HYD LP PANCAKE SA 5 T >1 IN	\$61.00	\$31.00	\$9.00
1611	481-1028	CYLINDER HYD THREADED END SA 10 T >1 IN	\$86.00	\$43.00	\$11.00
1612	481-1030	CYLINDER HYD LP PANCAKE SA 10 T >1 IN	\$60.00	\$31.00	\$8.00
1613	481-1032	CYLINDER HYD GENERAL SA 10 T 1 IN	\$71.00	\$36.00	\$9.00
1614	481-1034	CYLINDER HYD SHORTY SA DA 10 T 1 IN	\$73.00	\$37.00	\$9.00
1615	481-1036	CYLINDER HYD GENERAL SA 10 T 2 IN	\$73.00	\$37.00	\$9.00
1616	481-1040	CYLINDER HYD GENERAL SA 10 T 4 IN	\$79.00	\$40.00	\$10.00
1617	481-1042	CYLINDER HYD GENERAL SA 10 T 6 IN	\$88.00	\$44.00	\$11.00
1618	481-1048	CYLINDER HYD GENERAL SA 10 T 8 IN	\$105.00	\$53.00	\$14.00
1619	481-1052	CYLINDER HYD GENERAL SA 10 T 10 IN	\$107.00	\$54.00	\$14.00
1620	481-1056	CYLINDER HYD PUSHPULL DA 10-4 T 10 IN	\$216.00	\$108.00	\$29.00
1621	481-1066	CYLINDER HYD CENTER HOLE SA 12 T 1 IN	\$135.00	\$68.00	\$18.00
1622	481-1076	CYLINDER HYD GENERAL SA 15 T 6 IN	\$113.00	\$57.00	\$14.00
1623	481-1090	CYLINDER HYD LP PANCAKE SA 20 T >1 IN	\$145.00	\$73.00	\$18.00
1624	481-1092	CYLINDER HYD SHORTY SA DA 20 T 1 IN	\$131.00	\$66.00	\$17.00
1625	481-1106	CYLINDER HYD GENERAL SA 25 T 1 IN	\$115.00	\$58.00	\$14.00
1626	481-1108	CYLINDER HYD GENERAL SA 25 T 2 IN	\$115.00	\$58.00	\$14.00
1627	481-1110	CYLINDER HYD GENERAL SA 25 T 4 IN	\$126.00	\$63.00	\$16.00
1628	481-1112	CYLINDER HYD GENERAL SA 25 T 6 IN	\$145.00	\$73.00	\$18.00
1629	481-1118	CYLINDER HYD GENERAL SA 25 T 8 IN	\$188.00	\$95.00	\$23.00
1630	481-1120	CYLINDER HYD GENERAL SA 25 T 10 IN	\$222.00	\$112.00	\$29.00
1631	481-1122	CYLINDER HYD PUSHPULL DA 25-11 T 10 IN	\$690.00	\$346.00	\$86.00
1632	481-1126	CYLINDER HYD GENERAL SA 25 T 14 IN	\$256.00	\$128.00	\$32.00
1633	481-1127	CYLINDER HYD GENERAL SA 27 T 6 IN	\$405.00	\$135.00	\$48.00
1634	481-1132	CYLINDER HYD LP PANCAKE SA 30 T >1 IN	\$167.00	\$84.00	\$21.00
1635	481-1134	CYLINDER HYD GENERAL SA 30 T 2 IN	\$210.00	\$105.00	\$26.00
1636	481-1138	CYLINDER HYD SHORTY SA DA 30 T 2 IN	\$147.00	\$74.00	\$20.00
1637	481-1154	CYLINDER HYD GENERAL SA 30 T 8 IN	\$225.00	\$113.00	\$28.00
1638	481-1158	CYLINDER HYD GENERAL SA 35 T 2 IN	\$300.00	\$150.00	\$38.00
1639	481-1162	CYLINDER HYD GENERAL SA 50 T 2 IN	\$900.00	\$450.00	\$113.00
1640	481-1164	CYLINDER HYD SHORTY SA DA 50 T 2 IN	\$180.00	\$90.00	\$24.00
1641	481-1186	CYLINDER HYD GENERAL SA 55 T 6 IN	\$248.00	\$124.00	\$32.00
1642	481-1189	CYLINDER HYD PUSHPULL DA 55-28 T 4 IN	\$442.00	\$221.00	\$56.00
1643	481-1190	CYLINDER HYD PUSHPULL DA 55-28 T 6 IN	\$442.00	\$221.00	\$56.00

## HERC RENTALS - CONTRACT 2019000318-5

## EXHIBIT A.2 - 2022 GOLD PRICING

	Cat Class	Description	Month	Week	Day
1644	481-1242	CYLINDER HYD SHORTY SA DA 100 T 2 IN	\$265.00	\$132.00	\$35.00
1645	481-1250	CYLINDER HYD CENTER HOLE SA 100 T 3 IN	\$864.00	\$432.00	\$108.00
1646	481-1254	CYLINDER HYD GENERAL SA 100 T 6 IN	\$490.00	\$245.00	\$60.00
1647	481-1260	CYLINDER HYD PUSH/PULL DA 100-44 T 6 IN	\$646.00	\$323.00	\$81.00
1648	481-1524	JACK BOTTLE STANDARD 5 T 4 IN	\$26.00	\$14.00	\$4.00
1649	481-1526	JACK TOE ECONOMY 5 T 4 IN	\$183.00	\$92.00	\$23.00
1650	481-1538	JACK TOE ECONOMY 10 T 5 IN	\$170.00	\$75.00	\$30.00
1651	481-1566	JACK BOTTLE STANDARD 22 T 6 IN	\$51.00	\$26.00	\$7.00
1652	481-3008	CYLINDER BOLT TENSIONER M36X4	\$1,061.00	\$354.00	\$124.00
1653	490-1000	FORKLIFT ATTACHMENT LIFTING HOOK 10000LB	\$298.00	\$135.00	\$48.00
1654	490-1002	FORKLIFT ATTACHMENT LIFTING HOOK 12000LB	\$340.00	\$162.00	\$55.00
1655	490-1003	FORKLIFT ATTACHMENT LIFT-N-TOW 4000 LB	\$235.00	\$115.00	\$40.00
1656	490-1004	FORKLIFT ATTACHMENT LIFT-N-TOW 10000 LB	\$235.00	\$115.00	\$40.00
1657	490-1006	FORKLIFT ATTACHMENT LIFT-N-TOW 12000 LB	\$465.00	\$170.00	\$65.00
1658	490-1008	FORKLIFT ATTACHMENT 2 FT TRUSS BOOM	\$361.00	\$162.00	\$57.00
1659	490-1009	FORKLIFT ATTACHMENT 6-8 FT TRUSS BOOM	\$361.00	\$162.00	\$57.00
1660	490-1010	FORKLIFT ATTACHMENT 12-15 FT TRUSS BOOM	\$361.00	\$162.00	\$57.00
1661	490-1012	FORKLIFT ATTACH 12FT W/WINCH TRUSS BOOM	\$1,190.00	\$595.00	\$240.00
1662	490-1015	FORKLIFT ATTACHMENT SPREADER BAR 8-12FT	\$450.00	\$225.00	\$95.00
1663	490-1020	FORKLIFT ATTACHMENT JIB	\$361.00	\$162.00	\$57.00
1664	490-1030	FORKLIFT ATTACHMENT CARPET POLE	\$255.00	\$108.00	\$38.00
1665	490-1040	FORKLIFT ATTACHMENT INDUSTRIAL SCALE	\$510.00	\$248.00	\$95.00
1666	490-1045	FORKLIFT/CRANE ATTACHMENT SCALE 15K LBS	\$540.00	\$203.00	\$81.00
1667	490-1055	FORKLIFT ATTACHMENT BIN CLAMP ROTATOR	\$489.00	\$176.00	\$62.00
1668	490-1059	FORKLIFT ATTACHMENT DRUM CLAMP SINGLE	\$2,790.00	\$1,238.00	\$523.00
1669	490-1060	FORKLIFT ATTACHMENT DRUM ROTATOR	\$510.00	\$248.00	\$95.00
1670	490-1070	FORKLIFT ATTACHMENT FORK ROTATOR 2500LB	\$750.00	\$300.00	\$95.00
1671	490-1073	FORKLIFT ATTACHMENT ROTATOR CLASS II	\$750.00	\$300.00	\$95.00
1672	490-1077	FORKLIFT ATTACHMENT ROTATOR CLASS III	\$1,350.00	\$495.00	\$185.00
1673	490-1080	FORKLIFT ATTACHMENT WORK PLATFORM	\$510.00	\$270.00	\$95.00
1674	490-1205	FORKLIFT ATTACHMENT BIN DUMPER .50YD	\$489.00	\$176.00	\$62.00
1675	490-1210	FORKLIFT ATTACHMENT BIN DUMPER 1YD	\$489.00	\$176.00	\$62.00
1676	490-1215	FORKLIFT ATTACHMENT BIN DUMPER 2YD	\$489.00	\$176.00	\$62.00
1677	490-1220	FORKLIFT ATTACHMENT BIN DUMPER 3YD	\$510.00	\$203.00	\$71.00
1678	490-1225	FORKLIFT ATTACHMENT BIN DUMPER 4YD	\$531.00	\$216.00	\$76.00
1679	490-1235	FORKLIFT ATTACHMENT TRASH HOPPER 3.75YD	\$424.00	\$162.00	\$66.00
1680	490-1250	FORKLIFT ATTACHMENT BUCKET .50-.75YD	\$383.00	\$162.00	\$57.00
1681	490-1255	FORKLIFT ATTACHMENT BUCKET 1YD	\$383.00	\$162.00	\$57.00
1682	490-1260	FORKLIFT ATTACHMENT BUCKET 1.25YD	\$383.00	\$162.00	\$57.00
1683	490-1265	FORKLIFT ATTACHMENT BUCKET 1.5YD	\$383.00	\$162.00	\$57.00
1684	490-1270	FORKLIFT ATTACHMENT BUCKET 1.75YD	\$421.00	\$176.00	\$62.00
1685	490-1275	FORKLIFT ATTACHMENT BUCKET 2YD	\$421.00	\$176.00	\$62.00
1686	490-1300	FORKLIFT ATTACHMENT BUCKET GRAPPLE	\$612.00	\$216.00	\$76.00
1687	490-1400	FORKLIFT ATTACHMENT CARRIAGE	\$361.00	\$162.00	\$57.00
1688	490-1410	FORKLIFT ATTACHMENT SWING CARRIAGE	\$595.00	\$225.00	\$81.00
1689	490-1415	FORKLIFT ATTACHMENT SIDE TILT CARRIAGE	\$440.00	\$162.00	\$57.00
1690	490-1418	FORKLIFT ATTACHMENT SIDE SHIFT CARRIAGE	\$440.00	\$162.00	\$57.00
1691	490-1450	FORKLIFT ATTACHMENT FORK EXTENSIONS	\$361.00	\$162.00	\$57.00
1692	490-1460	FORKLIFT ATTACHMENT 48IN FORKS	\$176.00	\$68.00	\$24.00
1693	490-1470	FORKLIFT ATTACHMENT 60IN FORKS	\$191.00	\$90.00	\$29.00
1694	490-1480	FORKLIFT ATTACHMENT 72IN FORKS	\$213.00	\$95.00	\$33.00
1695	490-1600	CRANE ATTACHMENT TRASH HOPPER	\$361.00	\$162.00	\$57.00
1696	490-1650	TELEHANDLER SKIDSTEER ATTACHMENT	\$213.00	\$95.00	\$33.00

## HERC RENTALS - CONTRACT 2019000318-5

## EXHIBIT A.2 - 2022 GOLD PRICING

	Cat Class	Description	Month	Week	Day
1697	490-1690	FORKLIFT BATTERY CHARGER 48V ONLY 115V	\$162.00	\$85.00	\$30.00
1698	490-1695	FORKLIFT BATTERY CHARGER FOR 48V & 80V	\$255.00	\$90.00	\$38.00
1699	490-1700	EXTRA BATTERY PACK 4K ELECTRIC FORKLIFT	\$383.00	\$162.00	\$67.00
1700	490-1720	EXTRA BATTERY PACK 6K ELECTRIC FORKLIFT	\$408.00	\$144.00	\$76.00
1701	500-1015	1KW SILENT PORTABLE GENERATOR	\$340.00	\$153.00	\$41.00
1702	500-1020	2KW SILENT PORTABLE GENERATOR GFCI	\$383.00	\$170.00	\$45.00
1703	500-1025	2KW SILENT PORTABLE GENERATOR	\$383.00	\$170.00	\$45.00
1704	500-1030	3KW PORTABLE GENERATOR	\$459.00	\$204.00	\$54.00
1705	500-1035	3KW SILENT PORTABLE GENERATOR	\$459.00	\$204.00	\$54.00
1706	500-1050	5KW PORTABLE GENERATOR	\$536.00	\$238.00	\$63.00
1707	500-1060	6KW PORTABLE GENERATOR	\$612.00	\$272.00	\$72.00
1708	500-1075	7KW SILENT PORTABLE GENERATOR	\$765.00	\$340.00	\$90.00
1709	500-1100	10KW PORTABLE GENERATOR	\$875.00	\$375.00	\$113.00
1710	500-1120	16KW PORTABLE GENERATOR 120-240V 1PH/3PH	\$1,215.00	\$540.00	\$190.00
1711	500-1130	23KW PORTABLE GENERATOR 120-240V 1PH/3PH	\$1,395.00	\$585.00	\$261.00
1712	500-1200	GENERATOR SOLAR (6) 12V BATTERIES	\$1,440.00	\$720.00	\$285.00
1713	501-1020	20KW GENERATOR DSL	\$965.00	\$405.00	\$185.00
1714	501-1030	30KW GENERATOR DSL	\$1,400.00	\$665.00	\$252.00
1715	501-1040	40KW GENERATOR DSL	\$1,400.00	\$665.00	\$252.00
1716	501-1055	55KW GENERATOR DSL	\$1,800.00	\$680.00	\$275.00
1717	501-1060	55KW GENERATOR SKID MOUNTED DSL	\$1,800.00	\$680.00	\$275.00
1718	501-1070	70KW GENERATOR DSL	\$2,450.00	\$938.00	\$372.00
1719	501-1080	80KW GENERATOR DSL	\$2,450.00	\$938.00	\$372.00
1720	501-1100	100KW GENERATOR DSL	\$2,450.00	\$938.00	\$372.00
1721	501-1105	100KW GENERATOR SKID MOUNTED DSL	\$2,450.00	\$938.00	\$372.00
1722	501-1120	120KW GENERATOR DSL	\$3,375.00	\$1,581.00	\$558.00
1723	501-1140	140KW GENERATOR DSL	\$3,375.00	\$1,581.00	\$558.00
1724	501-1160	160KW GENERATOR DSL	\$3,375.00	\$1,581.00	\$558.00
1725	501-1175	175KW GENERATOR DSL	\$3,375.00	\$1,581.00	\$558.00
1726	501-1180	175KW GENERATOR SKID MOUNTED DSL	\$3,375.00	\$1,581.00	\$558.00
1727	501-1200	200KW GENERATOR DSL	\$4,480.00	\$1,875.00	\$833.00
1728	501-1250	250KW GENERATOR DSL	\$4,480.00	\$1,875.00	\$833.00
1729	501-1255	250KW GENERATOR SKID MOUNTED DSL	\$4,480.00	\$1,875.00	\$833.00
1730	501-1300	300KW STUDIO GENERATOR TWIN PACK	\$18,525.00	\$5,510.00	\$1,900.00
1731	501-1320	320KW GENERATOR DSL	\$5,500.00	\$2,356.00	\$934.00
1732	501-1325	320KW GENERATOR SKID MOUNTED DSL	\$5,500.00	\$2,356.00	\$934.00
1733	501-1500	500KW GENERATOR DSL	\$9,000.00	\$3,188.00	\$1,013.00
1734	501-1510	500KW GENERATOR DSL T4F	\$17,000.00	\$6,000.00	\$2,200.00
1735	501-1650	650KW GENERATOR DSL	\$11,500.00	\$4,189.00	\$1,577.00
1736	501-1800	800KW GENERATOR DSL	\$15,000.00	\$4,930.00	\$1,800.00
1737	501-2100	1000KW GENERATOR DSL	\$16,500.00	\$5,568.00	\$2,160.00
1738	501-2300	1350KW GENERATOR DSL	\$19,875.00	\$6,715.00	\$2,610.00
1739	501-2600	1600KW GENERATOR DSL	\$26,250.00	\$10,200.00	\$3,690.00
1740	501-2700	CONTAINERIZED 2MEG DIESEL GENERATOR	\$31,000.00	\$11,750.00	\$4,245.00
1741	501-3060	600AMP STUDIO GENERATOR	\$4,750.00	\$1,710.00	\$641.00
1742	501-3140	1400AMP STUDIO GENERATOR	\$7,600.00	\$2,660.00	\$1,093.00
1743	501-3160	1600AMP STUDIO GENERATOR	\$8,550.00	\$2,993.00	\$1,188.00
1744	501-4000	90KVA 400HZ PORTABLE AIRCRAFT GENERATOR	\$5,650.00	\$2,755.00	\$689.00
1745	501-4010	120KVA 400HZ PORTABLE AIRCRAFT GENERATOR	\$6,080.00	\$3,040.00	\$760.00
1746	501-4020	180KVA 400HZ PORTABLE AIRCRAFT GENERATOR	\$7,200.00	\$3,600.00	\$950.00
1747	501-4210	90KVA 400HZ SOLID STATE AIRCRAFT GPU	\$3,265.00	\$1,064.00	\$428.00
1748	501-4220	180KVA 400HZ SOLID STATE AIRCRAFT GPU	\$4,750.00	\$1,615.00	\$645.00
1749	501-5000	270-300 PPM AIRCRAFT STARTER UNIT	\$16,785.00	\$8,100.00	\$3,800.00



## HERC RENTALS - CONTRACT 2019000318-5

## EXHIBIT A.2 - 2022 GOLD PRICING

	Cat Class	Description	Month	Week	Day
1750	501-5010	180-200 PPM AIRCRAFT STARTER UNIT	\$16,785.00	\$8,100.00	\$3,800.00
1751	502-1010	GRIDLESS CORE PORTABLE BATTERY SYS 1KW	\$1,140.00	\$380.00	\$95.00
1752	502-1070	GRIDLESS CORE PORTABLE BATTERY SYS 7KW	\$1,755.00	\$570.00	\$133.00
1753	502-1510	GRIDLESS SOURCE AC FAST CHARGER	\$276.00	\$85.00	\$23.00
1754	502-1520	GRIDLESS SOURCE CHARGER VEHICLE CLAMP	\$179.00	\$51.00	\$14.00
1755	502-1530	GRIDLESS SOURCE SOLAR CHARGER	\$276.00	\$85.00	\$23.00
1756	510-1010	LIGHT TOWER 50W LED SOLAR SKID	\$641.00	\$220.00	\$86.00
1757	510-1015	LIGHT TOWER 640W LED SOLAR TRAILER	\$1,150.00	\$495.00	\$195.00
1758	510-1020	LIGHT TOWER 200W LED SOLAR TRAILER	\$777.00	\$284.00	\$124.00
1759	510-1030	LIGHT TOWER VERT MAST MAN NARROW BODY	\$460.00	\$274.00	\$116.00
1760	510-1031	LIGHT TOWER BALLON LIGHT ATTACHMENT	\$425.00	\$190.00	\$48.00
1761	510-1035	LIGHT TOWER HORIZ MAST MAN NARROW BODY	\$460.00	\$274.00	\$116.00
1762	510-1040	LIGHT TOWER VERT MAST ELEC NARROW BODY	\$460.00	\$274.00	\$116.00
1763	510-1055	LIGHT TOWER VERT MAST LED TRAILER	\$808.00	\$375.00	\$147.00
1764	510-1060	LIGHT TOWER VERT MAST AUTO NARROW BODY	\$460.00	\$274.00	\$116.00
1765	510-1070	LIGHT TOWER BALLOON KIT	\$425.00	\$326.00	\$117.00
1766	510-1080	LIGHT TOWER MAN MAST 16FT LED CART 120V	\$641.00	\$220.00	\$86.00
1767	510-1082	LIGHT TOWER ELEC MAST 23FT LED CART 120V	\$713.00	\$250.00	\$95.00
1768	510-1084	LIGHT TOWER MAN MAST 23FT LED TRAIL 120V	\$713.00	\$250.00	\$95.00
1769	510-1090	LIGHTTOWER HORIZ MAST 15KWGEN WIDE BODY	\$777.00	\$284.00	\$124.00
1770	510-1100	LIGHTTOWER HORIZ MAST 20KWGEN WIDE BODY	\$1,080.00	\$350.00	\$140.00
1771	510-1120	LIGHTTOWER 15KWGEN WITH 500 GAL TANK	\$1,170.00	\$420.00	\$183.00
1772	510-1140	LIGHT TOWER VERT MAST 20KW WIDE BODY	\$1,170.00	\$420.00	\$183.00
1773	510-1160	LIGHT TOWER CUBE VERT MAST LED SKID	\$1,150.00	\$525.00	\$210.00
1774	514-1145	EXTENSION CORD 14/3 X 100'	\$41.00	\$16.00	\$6.00
1775	514-1150	EXTENSION CORD 14/3 X 50'	\$32.00	\$13.00	\$5.00
1776	525-1000	DISCONNECT CAMLOCK 480V 400 AMP	\$553.00	\$255.00	\$135.00
1777	525-1030	I LINE PANEL 400 AMP	\$1,275.00	\$468.00	\$180.00
1778	525-1040	I LINE PANEL 400 AMP PIN & SLEEVE	\$2,583.00	\$855.00	\$238.00
1779	525-1050	I LINE PANEL 600 AMP	\$1,360.00	\$510.00	\$194.00
1780	525-1060	I LINE PANEL 600 AMP 600V	\$1,360.00	\$510.00	\$194.00
1781	525-1070	I LINE PANEL 800 AMP	\$2,125.00	\$706.00	\$252.00
1782	525-1080	I LINE PANEL 1200 AMP	\$2,695.00	\$914.00	\$315.00
1783	525-1085	I-LINE PANEL 1200A 600V LOW PROFILE	\$2,695.00	\$914.00	\$315.00
1784	525-1090	QUADBOX FEEDER PANEL 120 AMP	\$255.00	\$128.00	\$45.00
1785	525-1100	QUAD BOX FEEDER PANEL 200 AMP	\$255.00	\$128.00	\$45.00
1786	525-1110	QUAD BOX FEEDER PANEL 300 AMP	\$425.00	\$149.00	\$54.00
1787	525-1120	SPIDER BOX 50 AMP	\$319.00	\$136.00	\$59.00
1788	525-1130	SPIDER BOX 60 AMP	\$319.00	\$136.00	\$59.00
1789	525-1140	SPIDER BOX FEEDER PANEL 200 AMP	\$680.00	\$306.00	\$108.00
1790	525-1150	SPIDER BOX FEEDER PANEL 400 AMP	\$680.00	\$306.00	\$108.00
1791	525-1160	SPLITER PANEL 400 AMP CAMLOCK	\$191.00	\$85.00	\$45.00
1792	525-1170	DUPLEX PANEL 100 AMP	\$247.00	\$115.00	\$50.00
1793	525-1180	REEFER PANEL 30 GANG	\$275.00	\$106.00	\$45.00
1794	525-1190	TRANSFORMER 15KVA 480-120/208 MILL PANEL	\$680.00	\$298.00	\$90.00
1795	525-1195	TRANSFORMER 30KVA 480-120/208 MILL PANEL	\$931.00	\$327.00	\$104.00
1796	525-1200	ISOLATION TRANSFORMER 208V	\$765.00	\$255.00	\$90.00
1797	525-1240	TRANSFER SWITCH 100 AMP	\$472.00	\$153.00	\$54.00
1798	525-1250	TRANSFER SWITCH 200 AMP	\$472.00	\$153.00	\$54.00
1799	525-1260	TRANSFER SWITCH 400 AMP ATS	\$720.00	\$243.00	\$86.00
1800	525-1290	TRANSFER SWITCH 800 AMP	\$2,093.00	\$698.00	\$736.00
1801	525-1300	VFD PANEL 10HP 460V 3P SOFT START	\$608.00	\$189.00	\$71.00
1802	525-1310	VFD PANEL 20HP 460V 3PH	\$820.00	\$276.00	\$99.00

## HERC RENTALS - CONTRACT 2019000318-5

## EXHIBIT A.2 - 2022 GOLD PRICING

	Cat Class	Description	Month	Week	Day
1803	525-1320	VFD PANEL 50HP 460V 3PH	\$956.00	\$319.00	\$113.00
1804	525-1330	VFD PANEL 100HP 460V 3P SOFT START	\$1,207.00	\$404.00	\$144.00
1805	525-1340	VFD PANEL 125HP 460V 3P SOFT START	\$1,490.00	\$500.00	\$176.00
1806	525-1350	VFD PANEL 150HP 460V 3PH	\$1,530.00	\$510.00	\$180.00
1807	525-1360	LOAD BANK 100 KW	\$499.00	\$224.00	\$108.00
1808	525-1362	LOAD BANK 125 KW	\$525.00	\$232.00	\$117.00
1809	525-1364	LOAD BANK 600 KW	\$525.00	\$232.00	\$117.00
1810	525-1366	LOAD BANK 1000 KW	\$1,200.00	\$440.00	\$171.00
1811	525-1368	LOAD BANK 3000 KW	\$3,000.00	\$1,080.00	\$428.00
1812	525-1370	GANG BOX	\$204.00	\$77.00	\$27.00
1813	525-1510	GFCI SINGLE OUTLET	\$17.00	\$9.00	\$5.00
1814	525-1520	GFCI DOUBLE OUTLET	\$34.00	\$17.00	\$9.00
1815	525-1580	BREAKOUT BOX 2400 AMP	\$2,700.00	\$1,080.00	\$380.00
1816	525-1605	DISCONNECT FUSE PANEL 200 AMP	\$550.00	\$215.00	\$90.00
1817	525-1610	DISCONNECT BREAKER PANEL 400A	\$680.00	\$255.00	\$135.00
1818	525-1620	DISCONNECT BREAKER PANEL 600A	\$1,020.00	\$361.00	\$144.00
1819	525-1630	DISCONNECT BREAKER PANEL 800A	\$1,190.00	\$412.00	\$162.00
1820	525-1720	I LINE PANEL 3000 AMP	\$3,145.00	\$1,050.00	\$374.00
1821	525-2115	PANEL DISTRO (4) 20AMP DUPLEX 240V INPUT	\$810.00	\$270.00	\$95.00
1822	525-2120	PANEL DISTRIBUTION 125/250V 50AMP GFCI	\$149.00	\$64.00	\$23.00
1823	525-2190	PANEL DISTRIBUTION 800AMP 3PH 120/208V	\$2,125.00	\$706.00	\$252.00
1824	525-2600	DISCONNECT BREAKER PANEL 1200A	\$1,200.00	\$500.00	\$200.00
1825	525-2605	DISCONNECT BREAKER PANEL 3000A	\$2,500.00	\$850.00	\$270.00
1826	525-3560	TRANSFER SWITCH AUTO 1600 AMP	\$2,025.00	\$675.00	\$475.00
1827	525-5019	TRANSFORMER 25KVA 480-120/208V STEP DWN	\$450.00	\$203.00	\$71.00
1828	525-5020	TRANSFORMER 30KVA 480-120/208V STEP DWN	\$510.00	\$210.00	\$75.00
1829	525-5025	TRANSFORMER 75KVA ENTERTAINMENT CONFIG	\$935.00	\$465.00	\$155.00
1830	525-5047	TRANSFORMER 45KVA 480-120/208V STEP DWN	\$765.00	\$380.00	\$135.00
1831	525-5075	TRANSF 75KVA 600/480-120/208V S DWN DIST	\$1,101.00	\$383.00	\$135.00
1832	525-5090	TRANSFORMER 100KVA 480-120V 1PH STEPDOWN	\$680.00	\$275.00	\$150.00
1833	525-5112	TRANSFORMER 150KVA 480-600V STEP UP/DWN	\$1,148.00	\$404.00	\$140.00
1834	525-5114	TRANSFORMER 150KVA ENTERTAINMENT CONFIG	\$1,020.00	\$510.00	\$180.00
1835	525-5120	TRANSF 300KVA 2400/480 STEP UP/DWN	\$1,485.00	\$395.00	\$131.00
1836	525-5122	TRANSFORMER 300KVA ENTERTAINMENT CONFIG	\$1,254.00	\$370.00	\$131.00
1837	525-5130	TRANSF 500KVA 480-600V STEP UP/DWN AUTO	\$1,350.00	\$450.00	\$152.00
1838	525-5137	TRANSFORMER 500KVA 2400/480V PADMOUNT	\$1,485.00	\$495.00	\$190.00
1839	525-5140	TRANSFORMER 750KVA 480-600V STEP UP/DWN	\$3,000.00	\$1,000.00	\$375.00
1840	525-5150	TRANSFORMER 1000KVA	\$1,935.00	\$653.00	\$238.00
1841	525-5165	TRANSFORMER 1500KVA PADMOUNT	\$4,500.00	\$1,530.00	\$808.00
1842	530-1005	PROSOL DEF TANK 100 GALLON GALVANIZED	\$360.00	\$190.00	\$67.00
1843	530-1020	FUEL TANK 251 GALLON	\$360.00	\$190.00	\$67.00
1844	530-1030	FUEL TANK 300 GALLON	\$360.00	\$190.00	\$67.00
1845	530-1050	FUEL TANK 552 GALLON	\$560.00	\$309.00	\$100.00
1846	530-1060	FUEL TANK 523 GALLON TOWABLE	\$840.00	\$428.00	\$143.00
1847	530-1070	FUEL TANK 787 GALLON	\$760.00	\$404.00	\$138.00
1848	530-1080	FUEL TANK 1000 GALLON	\$1,240.00	\$627.00	\$215.00
1849	530-1090	FUEL TANK 1204 GALLON	\$1,240.00	\$627.00	\$215.00
1850	530-1100	FUEL TANK 2388 GALLON	\$2,800.00	\$1,140.00	\$380.00
1851	530-2020	DEICING GLYCOL TANK 3200 GAL SKID W/PUMP	\$4,797.00	\$1,620.00	\$684.00
1852	550-1200	WELDER MIG/TIG/STICK <300 AMPS 120/230V	\$270.00	\$90.00	\$38.00
1853	550-1260	WELDER TIG 400AMP WATER COOLED TORCH	\$1,080.00	\$360.00	\$119.00
1854	550-1270	WELDER TIG / STICK 200-249 AMPS ELEC	\$225.00	\$64.00	\$36.00
1855	550-1275	SKYWELDER INVERTER WELDER 250-300AMP	\$270.00	\$90.00	\$38.00

## HERC RENTALS - CONTRACT 2019000318-5

## EXHIBIT A.2 - 2022 GOLD PRICING

	Cat Class	Description	Month	Week	Day
1856	550-1280	WELDER INVERTER CC ONLY 250-299 AMPS	\$175.00	\$52.00	\$30.00
1857	550-1290	WELDER INVERTER CC/CV 300-399 AMPS	\$225.00	\$80.00	\$36.00
1858	550-1300	WELDER INVERTER CC/CV 350-399 AMPSLEC	\$225.00	\$80.00	\$36.00
1859	550-1310	WELDER INVERTER CC/CV 400-449 AMPS	\$225.00	\$80.00	\$36.00
1860	550-1315	WELDER STATIONARY 450 - 499 AMPS ELEC	\$536.00	\$230.00	\$81.00
1861	550-1330	WELDER INVERTER CC/CV 650-699 AMPS	\$525.00	\$243.00	\$81.00
1862	550-1400	WELDING FUME EXTRACTOR 95-132 CFM	\$390.00	\$170.00	\$65.00
1863	550-1410	WELDER STATIONARY 1100 - 1199 AMPS ELEC	\$670.00	\$260.00	\$126.00
1864	550-1540	WELDER ENGINE DRIVE 180-189 AMP GAS	\$475.00	\$200.00	\$81.00
1865	550-1600	WELDER ENGINE DRIVE 250-299 AMPS GAS	\$475.00	\$200.00	\$81.00
1866	550-1610	WELDER ENGINE DRIVE 300-249 AMP GAS	\$500.00	\$204.00	\$90.00
1867	550-1760	WELDER ENGINE DRIVE 250-299 AMPS LP	\$500.00	\$204.00	\$90.00
1868	550-1770	WELDER TOWABLE 250-349 AMPS LP	\$500.00	\$240.00	\$90.00
1869	550-1840	SKID W/TORCH KIT FOR 300AMP WELDER	\$1,300.00	\$400.00	\$125.00
1870	550-1850	WELDER TOWABLE 300 - 349 AMPS DSL	\$500.00	\$184.00	\$75.00
1871	550-1870	WELDER TOWABLE 400 - 449 AMPS DSL	\$585.00	\$268.00	\$140.00
1872	550-1875	WELDER SKID MOUNTED 400 - 449 AMPS DSL	\$585.00	\$320.00	\$125.00
1873	550-1880	WELDER TOWABLE 500 - 549 AMPS DSL	\$800.00	\$320.00	\$176.00
1874	550-1890	WELDER TOWABLE 600 AMPS DUAL-OPER DSL	\$800.00	\$360.00	\$176.00
1875	550-1900	WELDER TOWABLE 300-349AMPS DUAL-OPER DSL	\$670.00	\$320.00	\$155.00
1876	550-1905	WELDER TOWABLE 400-449AMPS DUAL-OPER DSL	\$670.00	\$340.00	\$155.00
1877	550-1950	WELDER WIRE FEEDER 120 VOLT ELEC	\$293.00	\$156.00	\$59.00
1878	550-1960	WELDER WIRE FEEDER SUITCASE STYLE	\$276.00	\$144.00	\$60.00
1879	550-3010	PLASMA CUTTER 7/8IN 1PH 120/240V	\$550.00	\$224.00	\$93.00
1880	550-3015	PLASMA CUTTER 5/8IN AIRCOMP 1PH 120/240V	\$650.00	\$249.00	\$92.00
1881	550-3020	PLASMA CUTTER 1IN 1PH 208/230V	\$900.00	\$319.00	\$140.00
1882	550-3030	PLASMA CUTTER 1-1/4IN 1PH/480V 3PH/600V	\$1,192.00	\$438.00	\$180.00
1883	550-3060	PLASMA CUTTER 1-3/4IN 3PH 600V	\$2,840.00	\$1,037.00	\$432.00
1884	553-0002	CIRCUIT BREAKER, 480V/20A	\$49.00	\$19.00	\$7.00
1885	553-0004	CIRCUIT BREAKER, 480V/40A	\$97.00	\$34.00	\$13.00
1886	553-0005	CIRCUIT BREAKER, 480V/50A	\$30.00	\$11.00	\$5.00
1887	553-0009	CIRCUIT BREAKER 480V 80A	\$243.00	\$81.00	\$27.00
1888	553-0010	CIRCUIT BREAKER, 480V/100A	\$124.00	\$80.00	\$39.00
1889	553-0015	CIRCUIT BREAKER, 480V/225A	\$148.00	\$92.00	\$50.00
1890	553-0025	CIRCUIT BREAKER 600V / 400A	\$296.00	\$142.00	\$84.00
1891	553-0027	CIRCUIT BREAKER 600V / 600A	\$325.00	\$160.00	\$99.00
1892	553-0030	CIRCUIT BREAKER 600V / 200A	\$60.00	\$22.00	\$9.00
1893	553-0035	CIRCUIT BREAKER 600V / 100A	\$41.00	\$14.00	\$5.00
1894	553-0040	CIRCUIT BREAKER 600V / 60A	\$41.00	\$14.00	\$5.00
1895	553-0045	CIRCUIT BREAKER 600V / 30A	\$41.00	\$14.00	\$5.00
1896	553-0050	CIRCUIT BREAKER 600V / 250A	\$63.00	\$22.00	\$7.00
1897	553-0055	CIRCUIT BREAKER 600V / 150A	\$23.00	\$9.00	\$9.00
1898	553-0060	CIRCUIT BREAKER 600V / 125A	\$284.00	\$131.00	\$77.00
1899	553-0061	ADJ CIRCUIT BREAKER 600V 70-250A	\$198.00	\$72.00	\$27.00
1900	554-0020	POWER STRIP 6X20A OUTLET 6'	\$16.00	\$7.00	\$7.00
1901	610-1005	TRAILER LANDSCAPE 5X8 1500 LB	\$360.00	\$170.00	\$45.00
1902	610-1010	TRAILER LANDSCAPE 6X12 3000 LB	\$360.00	\$170.00	\$45.00
1903	610-1050	TRAILER UTILITY 2000 LB	\$360.00	\$170.00	\$45.00
1904	610-1059	TRAILER UTILITY PAN 3000 LB	\$360.00	\$170.00	\$45.00
1905	610-1060	TRAILER UTILITY 3000 LB	\$360.00	\$170.00	\$45.00
1906	610-1070	TRAILER UTILITY 5-6000 LB	\$468.00	\$221.00	\$59.00
1907	610-1075	TRAILER UTILITY 7000 LB	\$468.00	\$221.00	\$59.00
1908	610-1085	TRAILER UTILITY 10000 LB	\$468.00	\$221.00	\$59.00

## HERC RENTALS - CONTRACT 2019000318-5

## EXHIBIT A.2 - 2022 GOLD PRICING

	Cat Class	Description	Month	Week	Day
1909	610-1140	TRAILER FLATBED 10000 LB	\$648.00	\$306.00	\$81.00
1910	610-1160	TRAILER FLATBED 10-19000 LB GVWR	\$855.00	\$380.00	\$95.00
1911	610-1170	TRAILER FLATBED 21-29000 LB GVWR	\$968.00	\$430.00	\$107.00
1912	610-1180	TRAILER FLATBED 30-39000 LB GVWR	\$1,200.00	\$540.00	\$135.00
1913	610-1190	TRAILER FLATBED GOOSENECK 20-22000 LBS	\$1,250.00	\$580.00	\$145.00
1914	610-1210	TRAILER FLATBED W/RAMPS 20000 LB GVWR	\$1,200.00	\$600.00	\$150.00
1915	610-1212	TRAILER FLATBED NO RAMPS 20000 LB GVWR	\$1,200.00	\$600.00	\$150.00
1916	610-1215	TRAILER FLATBED GOOSENECK 24000 LB	\$1,400.00	\$720.00	\$180.00
1917	610-1220	TRAILER FLATBED GOOSENECK 25-26000 LB	\$1,400.00	\$720.00	\$180.00
1918	610-1240	TRAILER FLATBED 40-49000 LB GVWR	\$1,350.00	\$635.00	\$200.00
1919	610-1245	TRAILER FLATBED 3-AXLE W/RAMPS 50000GVWR	\$1,080.00	\$585.00	\$238.00
1920	610-1280	TRAILER FLATBED HYD TAIL 80000 LB	\$3,150.00	\$1,400.00	\$370.00
1921	610-1281	TRAILER FLATBED 80000 LB AIR RIDE	\$900.00	\$450.00	\$450.00
1922	610-1290	TRAILER FLATBED HYD TAIL 90000 LB	\$3,900.00	\$1,600.00	\$422.00
1923	610-1300	TRAILER FLATBED GOOSENECK 100000 LB	\$4,590.00	\$2,040.00	\$539.00
1924	610-1310	TRAILER FLATBED LIVE BOTTOM 24000 LB	\$5,580.00	\$2,480.00	\$620.00
1925	610-1350	TRAILER STUMP GRINDER	\$360.00	\$170.00	\$45.00
1926	610-1370	TRAILER TRENCHER	\$360.00	\$170.00	\$45.00
1927	610-1390	TRAILER TILLER	\$360.00	\$170.00	\$45.00
1928	610-1401	TRAILER CART OFF ROAD 1000LB	\$600.00	\$255.00	\$68.00
1929	610-1430	TRAILER PIPE DOLLY	\$810.00	\$360.00	\$90.00
1930	610-1450	TRAILER TOW DOLLY 3500 LB	\$468.00	\$221.00	\$59.00
1931	610-1500	TRAILER CABLE REEL SINGLE 8-9995 LB	\$729.00	\$324.00	\$86.00
1932	610-1515	TRAILER UNDERGROUND CABLE PULLER 7500LB	\$7,594.00	\$2,880.00	\$1,140.00
1933	610-1600	TRAILER MIXING 27 CF 7000 LB	\$945.00	\$448.00	\$126.00
1934	610-1620	TRAILER MIXING 50 CF 10000 LB	\$1,013.00	\$480.00	\$135.00
1935	610-1720	TRAILER GROUND LOAD 5000 LB	\$360.00	\$170.00	\$45.00
1936	610-1730	TRAILER GROUND LOAD 8000 LB	\$504.00	\$238.00	\$63.00
1937	610-1740	TRAILER GROUND LOAD 10000 LB BATT	\$634.00	\$238.00	\$63.00
1938	610-1745	TRAILER GROUND LOAD 10000 LB GAS	\$634.00	\$299.00	\$79.00
1939	610-1750	TRAILER GROUND LOAD 13000-14000 LB	\$936.00	\$442.00	\$117.00
1940	610-1760	TRAILER TILT 2-3000 LB	\$311.00	\$129.00	\$35.00
1941	610-1766	TRAILER TILT 6-7000 LB	\$466.00	\$193.00	\$53.00
1942	610-1770	TRAILER TILT 10000 LB	\$475.00	\$225.00	\$81.00
1943	610-1775	TRAILER TILT 12-13000 LB	\$580.00	\$309.00	\$109.00
1944	610-1779	TRAILER TILT 14000LB FIXED TOP DECK	\$833.00	\$405.00	\$135.00
1945	610-1780	TRAILER TILT 14-15000 LB	\$600.00	\$319.00	\$113.00
1946	610-1781	TRAILER TILT 15000 LB 4FT FIXED TOP DECK	\$768.00	\$408.00	\$144.00
1947	610-1785	TRAILER TILT 16-17000 LB	\$796.00	\$423.00	\$149.00
1948	610-1800	TRAILER TILT 25-26000 LB	\$1,240.00	\$659.00	\$232.00
1949	610-2200	TRAILER DUMP SINGLE AXLE	\$628.00	\$336.00	\$117.00
1950	610-2230	TRAILER DUMP TANDEM AXLE	\$680.00	\$357.00	\$126.00
1951	610-2260	TRAILER DUMP TANDEM AXLE OFFROAD	\$840.00	\$446.00	\$158.00
1952	610-2290	TRAILER DUMP TRIPLE AXLE	\$3,473.00	\$1,737.00	\$579.00
1953	610-2420	TRAILER WATER 500 GALLON	\$945.00	\$480.00	\$135.00
1954	610-2430	TRAILER WATER 800 GALLON	\$1,225.00	\$640.00	\$180.00
1955	610-2455	TRAILER VACUUM EXC SYSTEM 500 GAL GAS	\$5,500.00	\$1,800.00	\$575.00
1956	610-2460	TRAILER VACUUM EXC SYSTEM 500 GAL DSL	\$6,300.00	\$1,900.00	\$600.00
1957	610-2470	TRAILER VACUUM EXC SYSTEM 800 GAL DSL	\$6,750.00	\$2,250.00	\$808.00
1958	610-2520	TRAILER ENCLOSED 6X12 3000 LB	\$800.00	\$400.00	\$100.00
1959	610-2530	TRAILER ENCLOSED 6X12 7000 LB	\$875.00	\$439.00	\$110.00
1960	610-2550	TRAILER ENCLOSED 8X20 7000 LB	\$1,102.00	\$518.00	\$130.00
1961	610-2570	TRAILER REMEDIATION ENCLOSED 8X20 9995LB	\$956.00	\$338.00	\$135.00

## HERC RENTALS - CONTRACT 2019000318-5

## EXHIBIT A.2 - 2022 GOLD PRICING

	Cat Class	Description	Month	Week	Day
1962	610-2580	TRAILER TOOL ENCLOSED 8X44 25000 LBS	\$5,400.00	\$1,800.00	\$720.00
1963	610-2585	TRAILER TOOL CRIB ENCLOSED 45-53 FT	\$2,835.00	\$945.00	\$315.00
1964	610-2590	TRAILER ENCLOSED 8X53	\$765.00	\$324.00	\$108.00
1965	610-2592	TRAILER CAT EVENT RESPONSE ENCLOSED 53FT	\$4,050.00	\$1,400.00	\$465.00
1966	610-2600	TRAILER OPEN TOP BOX 5X8 3000 LB	\$360.00	\$170.00	\$45.00
1967	610-2610	TRAILER OPEN TOP BOX 5X10 3000 LB	\$396.00	\$187.00	\$50.00
1968	610-2615	TRAILER OPEN TOP BOX 5X12 3000 LB	\$432.00	\$204.00	\$54.00
1969	610-2620	TRAILER OPEN TOP BOX 6X10 3000 LB	\$468.00	\$221.00	\$59.00
1970	610-2640	TRAILER OPEN TOP BOX 5X12 10000 LB	\$574.00	\$270.00	\$68.00
1971	610-2770	CONTAINER 7FT X 8FT DOUBLE DOOR	\$482.00	\$234.00	\$86.00
1972	610-2780	CONTAINER 8FT X 8FT REFRIGERATED STORAGE	\$600.00	\$190.00	\$95.00
1973	610-2790	CONTAINER 10 FT STORAGE	\$128.00	\$46.00	\$11.00
1974	610-2800	CONTAINER 16 FT STORAGE	\$128.00	\$46.00	\$11.00
1975	610-2801	CONTAINER 16 FT KARGO KING	\$285.00	\$120.00	\$30.00
1976	610-2810	CONTAINER 20 FT STORAGE	\$128.00	\$46.00	\$11.00
1977	610-2815	CONTAINER 20 FT STORAGE DOUBLE DOOR	\$143.00	\$57.00	\$14.00
1978	610-2820	CONTAINER 24 FT STORAGE	\$285.00	\$114.00	\$29.00
1979	610-2840	CONTAINER 40 FT STORAGE	\$190.00	\$76.00	\$19.00
1980	610-2845	CONTAINER 40 FT STORAGE DOUBLE DOOR	\$238.00	\$95.00	\$24.00
1981	610-2900	CONTAINER 20 FT OFFICE	\$428.00	\$110.00	\$24.00
1982	610-2910	CONTAINER 40 FT OFFICE	\$856.00	\$220.00	\$48.00
1983	610-3000	TRAILER SHADE 10 FT	\$428.00	\$143.00	\$48.00
1984	610-3010	TRAILER SAFETY COOLDOWN 8X24 9990 LB	\$3,780.00	\$1,890.00	\$585.00
1985	610-3020	TRAILER MOUNTED SAFETY SHOWER PNEUMATIC	\$4,050.00	\$1,890.00	\$585.00
1986	630-1010	CART PERSONNEL 2 PASSENGER 3-WH ELEC	\$486.00	\$251.00	\$94.00
1987	630-1020	TOW TRACTOR 1 PASSENGER 3-WH 8K PULL ELE	\$1,020.00	\$510.00	\$170.00
1988	630-1040	CART BURDEN 2 PASSENGER 4-WH GAS	\$570.00	\$280.00	\$105.00
1989	630-1060	CART BURDEN 2 PASSENGER 4-WH ELEC	\$570.00	\$280.00	\$105.00
1990	630-1065	CART BURDEN 2 PASSENGER 4-WH ELEC CAB	\$785.00	\$350.00	\$120.00
1991	630-1080	CART BURDEN 4 PASSENGER 4-WH ELEC	\$570.00	\$280.00	\$105.00
1992	630-1100	CART GOLF 2 PASSENGER ELEC	\$590.00	\$300.00	\$125.00
1993	630-1110	CART GOLF 2 PASSENGER GAS	\$590.00	\$300.00	\$125.00
1994	630-1120	CART GOLF 4 PASSENGER GAS	\$590.00	\$300.00	\$125.00
1995	630-1130	CART TOUR 4 PASSENGER ELEC	\$771.00	\$315.00	\$130.00
1996	630-1150	CART TOUR 6 PASSENGER ELEC	\$855.00	\$350.00	\$145.00
1997	630-1160	CART TOUR 6 PASSENGER GAS	\$855.00	\$350.00	\$145.00
1998	630-1170	CART TOUR 8 PASSENGER GAS	\$1,150.00	\$445.00	\$180.00
1999	630-1180	CART TOUR 8 PASSENGER W/CHAIR ACCESS GAS	\$1,150.00	\$445.00	\$180.00
2000	630-1200	CART UTV 2 PASSENGER ELEC	\$850.00	\$360.00	\$155.00
2001	630-1210	CART UTV 2 PASSENGER GAS	\$850.00	\$360.00	\$155.00
2002	630-1220	CART UTV 2 PASSENGER GAS WITH CAB	\$950.00	\$390.00	\$170.00
2003	630-1225	CART UTV 2 PASSENGER GAS OFF ROAD	\$1,250.00	\$455.00	\$145.00
2004	630-1230	CART UTV 2 PASSENGER DSL	\$850.00	\$360.00	\$155.00
2005	630-1240	CART UTV 2 PASSENGER DSL WITH CAB	\$950.00	\$390.00	\$170.00
2006	630-1245	CART UTV 2 PASSENGER DSL FLATBED	\$850.00	\$360.00	\$155.00
2007	630-1260	CART UTV 4 PASSENGER GAS	\$850.00	\$360.00	\$155.00
2008	630-1265	CART UTV 4 PASSENGER GAS WITH CAB	\$950.00	\$390.00	\$170.00
2009	630-1280	CART UTV 4 PASSENGER DSL	\$850.00	\$360.00	\$155.00
2010	630-1290	CART UTV 4 PASSENGER DSL WITH CAB	\$950.00	\$390.00	\$170.00
2011	630-1300	CART UTV 4 PASSENGER GAS FLATBED	\$850.00	\$360.00	\$155.00
2012	630-1310	CART UTV 4 PASSENGER DSL FLATBED	\$850.00	\$360.00	\$155.00
2013	630-1330	CART UTV W/FRONT TOOL CARRIER DSL CAB	\$3,400.00	\$1,550.00	\$525.00
2014	630-1410	CART LT DUTY 2 PASSENG 2WD GAS ENTERTAIN	\$760.00	\$360.00	\$155.00



## HERC RENTALS - CONTRACT 2019000318-5

## EXHIBIT A.2 - 2022 GOLD PRICING

	Cat Class	Description	Month	Week	Day
2015	630-1415	CART UTV 2 PASSENGER 4WD GAS ENTERTAIN	\$850.00	\$360.00	\$155.00
2016	630-1420	CART UTV 4 PASSENGER 4WD GAS ENTERTAIN	\$850.00	\$360.00	\$155.00
2017	630-1425	CART UTV 2 PASSENGER 2WD GAS ENTERTAIN	\$850.00	\$360.00	\$155.00
2018	630-2010	CART UTV SNOW PLOW 5 FT	\$340.00	\$110.00	\$55.00
2019	630-2015	CART UTV 40 GALLON SPRAYER SKID MTD ELEC	\$495.00	\$205.00	\$90.00
2020	630-2020	80 GALLON SPRAYER ELEC	\$360.00	\$155.00	\$55.00
2021	630-3010	BOAT ALUMINUM FLAT BOTTOM NO ENGINE 12FT	\$1,080.00	\$360.00	\$124.00
2022	630-3020	MARINE OUTBOARD ENGINE 15HP GAS	\$486.00	\$162.00	\$57.00
2023	639-1200	TOW TRACTOR WAREHOUSE STAND-UP ELECTRIC	\$760.00	\$300.00	\$120.00
2024	640-2100	BELT LOADER DRIVABLE AIRCRAFT DSL	\$3,230.00	\$1,292.00	\$570.00
2025	640-2200	BAGGAGE TRACTOR AIRCRAFT GAS 5500 LB	\$2,470.00	\$950.00	\$356.00
2026	640-2205	BAGGAGE TRACTOR AIRCRAFT CAB GAS 5500LB	\$2,470.00	\$950.00	\$356.00
2027	640-2220	BAGGAGE TRACTOR AIRCRAFT DSL 5500 LB	\$2,565.00	\$1,045.00	\$385.00
2028	640-2230	BAGGAGE TRACTOR AIRCRAFT GAS 6000 LB	\$2,759.00	\$1,075.00	\$409.00
2029	640-4950	TRACTOR AIRCRAFT TOWBAR 30000 GVW	\$6,650.00	\$2,660.00	\$1,140.00
2030	640-4960	TRACTOR AIRCRAFT TOWBAR 40000 GVW	\$9,500.00	\$3,800.00	\$1,805.00
2031	640-4980	TRACTOR AIRCRAFT TOWBAR 60000 GVW	\$14,250.00	\$5,700.00	\$2,375.00
2032	640-5000	TRACTOR AIRCRAFT TOWBAR 110000 GVW	\$18,900.00	\$7,200.00	\$2,850.00
2033	658-1000	TRUCK ACCESSORIES	\$1,020.00	\$540.00	\$540.00
2034	658-1500	AIR CONDITIONER CHARGING/RECYCLING	\$675.00	\$315.00	\$109.00
2035	659-5000	TRUCK PICKUP COMPACT	\$1,145.00	\$451.00	\$97.00
2036	659-5010	TRUCK PICKUP 1/2 T STD 4WD GAS	\$1,145.00	\$451.00	\$97.00
2037	659-5020	TRUCK PICKUP 1/2 T STD 2WD GAS	\$1,145.00	\$451.00	\$97.00
2038	659-5030	TRUCK PICKUP 1/2 T SUP 4WD GAS	\$1,145.00	\$451.00	\$97.00
2039	659-5040	TRUCK PICKUP 1/2 T SUP 2WD GAS	\$1,145.00	\$451.00	\$97.00
2040	659-5050	TRUCK PICKUP 1/2 T CREW 4WD GAS	\$1,245.00	\$517.00	\$123.00
2041	659-5060	TRUCK PICKUP 1/2 T CREW 2WD GAS	\$1,245.00	\$517.00	\$123.00
2042	659-5070	TRUCK PICKUP 3/4 T STD 4WD GAS	\$1,325.00	\$541.00	\$159.00
2043	659-5080	TRUCK PICKUP 3/4 T STD 4WD DSL	\$1,325.00	\$541.00	\$159.00
2044	659-5090	TRUCK PICKUP 3/4 T STD 2WD GAS	\$1,325.00	\$541.00	\$159.00
2045	659-5100	TRUCK PICKUP 3/4 T STD 2WD GAS LIFT GATE	\$1,325.00	\$541.00	\$159.00
2046	659-5120	TRUCK PICKUP 3/4 T SUP 4WD GAS	\$1,325.00	\$541.00	\$159.00
2047	659-5130	TRUCK PICKUP 3/4 T SUP 4WD DSL	\$1,325.00	\$541.00	\$159.00
2048	659-5140	TRUCK PICKUP 3/4 T SUP 2WD GAS	\$1,325.00	\$541.00	\$159.00
2049	659-5150	TRUCK PICKUP 3/4 T SUP 2WD DSL	\$1,325.00	\$541.00	\$159.00
2050	659-5160	TRUCK PICKUP 3/4 T CREW 4WD GAS	\$1,450.00	\$655.00	\$156.00
2051	659-5170	TRUCK PICKUP 3/4 T CREW 4WD DSL	\$1,450.00	\$655.00	\$156.00
2052	659-5180	TRUCK PICKUP 3/4 T CREW 2WD GAS	\$1,450.00	\$655.00	\$156.00
2053	659-5200	TRUCK PICKUP 1 T STD 4WD GAS	\$1,525.00	\$709.00	\$169.00
2054	659-5220	TRUCK PICKUP 1 T SUP 4WD GAS	\$1,525.00	\$709.00	\$169.00
2055	659-5240	TRUCK PICKUP 1 T CREW 4WD GAS	\$1,625.00	\$779.00	\$199.00
2056	659-5250	TRUCK PICKUP 1 T CREW 4WD DSL	\$1,625.00	\$779.00	\$199.00
2057	659-5330	TRUCK SERVICE 3/4-1 T STD 4WD GAS	\$2,400.00	\$945.00	\$356.00
2058	659-5340	TRUCK SERVICE 3/4-1 T STD 4WD DSL	\$2,400.00	\$945.00	\$356.00
2059	659-5350	TRUCK SERVICE 3/4-1 T STD 2WD GAS	\$2,400.00	\$945.00	\$356.00
2060	659-5370	TRUCK SERVICE 1-1/2-2 T STD 4WD GAS	\$3,040.00	\$1,125.00	\$428.00
2061	659-5380	TRUCK SERVICE 1-1/2-2 T STD 4WD DSL	\$3,040.00	\$1,125.00	\$428.00
2062	659-5425	TRUCK SERVICE 3/4-1 T CREW 4WD GAS	\$2,460.00	\$950.00	\$356.00
2063	659-5440	TRUCK SERVICE 1-1/2-2 T CREW 4WD DSL	\$3,200.00	\$1,166.00	\$451.00
2064	659-5450	TRUCK SERVICE 1-1/2-2 T CREW 2WD DSL	\$3,200.00	\$1,166.00	\$451.00
2065	659-5455	VAN CARGO MINI GAS	\$1,600.00	\$500.00	\$100.00
2066	659-5460	VAN CARGO 1/2 T GAS	\$1,600.00	\$500.00	\$100.00
2067	659-5470	VAN CARGO 3/4 T GAS	\$1,600.00	\$500.00	\$100.00

## HERC RENTALS - CONTRACT 2019000318-5

## EXHIBIT A.2 - 2022 GOLD PRICING

	Cat Class	Description	Month	Week	Day
2068	659-5472	VAN CARGO 3/4 T GAS HIGH ROOF	\$1,600.00	\$500.00	\$100.00
2069	659-5475	VAN CARGO 3/4 T DSL	\$1,600.00	\$500.00	\$100.00
2070	659-5480	VAN CARGO 1 T GAS	\$1,600.00	\$500.00	\$100.00
2071	659-5485	VAN CARGO 1 T DSL	\$1,600.00	\$500.00	\$100.00
2072	659-5490	VAN PASSENGER 8 GAS 1/2 T	\$1,750.00	\$646.00	\$143.00
2073	659-5510	VAN PASSENGER 12 GAS 3/4-1 T W/ TOW PKG	\$1,750.00	\$646.00	\$143.00
2074	659-5540	VAN PASSENGER 15 GAS 3/4-1 T W/ TOW PKG	\$1,750.00	\$646.00	\$143.00
2075	659-5550	BUS SHUTTLE GAS CDL	\$1,950.00	\$1,040.00	\$285.00
2076	659-5560	BUS SCHOOL DSL	\$1,950.00	\$1,040.00	\$285.00
2077	659-5580	COMPACT SUV 5-6 PASSENGER GAS	\$1,195.00	\$405.00	\$100.00
2078	659-5585	SUV STANDARD 7-8 PASSENGER GAS	\$1,320.00	\$578.00	\$149.00
2079	659-5600	TRUCK STKBD 12 FT 3/4-1 T STD 4WD GAS	\$1,750.00	\$825.00	\$235.00
2080	659-5610	TRUCK STKBD 12 FT 3/4-1 T STD 4WD DSL	\$1,750.00	\$825.00	\$235.00
2081	659-5620	TRUCK STKBD 12 FT 3/4-1 T STD 2WD GAS	\$1,750.00	\$825.00	\$235.00
2082	659-5630	TRUCK STKBD 12 FT 1-1/2-2 T STD 4WD GAS	\$1,750.00	\$825.00	\$235.00
2083	659-5640	TRUCK STKBD 12 FT 1-1/2-2 T STD 4WD DSL	\$1,750.00	\$825.00	\$235.00
2084	659-5650	TRUCK STKBD 12 FT 1-1/2-2 T STD 2WD GAS	\$1,750.00	\$825.00	\$235.00
2085	659-5660	TRUCK STKBD 12 FT 1-1/2-2 T STD 2WD DSL	\$1,750.00	\$825.00	\$235.00
2086	659-5680	TRUCK STKBD 12 FT 3/4-1 T CREW 4WD GAS	\$1,900.00	\$846.00	\$280.00
2087	659-5690	TRUCK STKBD 12 FT 3/4-1 T CREW 4WD DSL	\$1,900.00	\$846.00	\$280.00
2088	659-5700	TRUCK STKBD 12 FT 3/4-1 T CREW 2WD GAS	\$1,900.00	\$846.00	\$280.00
2089	659-5710	TRUCK STKBD 12 FT 3/4-1 T CREW 2WD DSL	\$1,900.00	\$846.00	\$280.00
2090	659-5725	TRUCK STKBD 12 FT 1-1/2-2 T CREW 4WD GAS	\$1,990.00	\$1,005.00	\$324.00
2091	659-5730	TRUCK STKBD 12 FT 1-1/2-2 T CREW 4WD DSL	\$1,990.00	\$1,005.00	\$324.00
2092	659-5735	TRUCK STKBD 12 FT 1-1/2-2 T CREW 2WD GAS	\$1,990.00	\$1,005.00	\$324.00
2093	659-5740	TRUCK STKBD 12 FT 1-1/2-2 T CREW 2WD DSL	\$1,990.00	\$1,005.00	\$324.00
2094	659-5745	TRUCK STKBD 14 FT 1-1/2-2 T STD 2WD GAS	\$2,500.00	\$1,077.00	\$364.00
2095	659-5750	TRUCK STKBD 14 FT 1-1/2-2 T STD 2WD DSL	\$2,500.00	\$1,077.00	\$364.00
2096	659-5770	TRUCK STKBD 16 FT 1-1/2-2 T STD 2WD DSL	\$2,500.00	\$1,077.00	\$364.00
2097	659-5780	TRUCK STKBD 16 FT 2-1/2-3 T STD 2WD DSL	\$2,500.00	\$1,077.00	\$364.00
2098	659-5790	TRUCK STKBD 22 FT 2-1/2-3 T STD 2WD GAS	\$2,800.00	\$1,140.00	\$387.00
2099	659-5800	TRUCK STKBD 22 FT 2-1/2-3 T STD 2WD DSL	\$2,800.00	\$1,140.00	\$387.00
2100	659-5810	TRUCK RACK 18 FT 2-1/2-3 T CREW DSL	\$4,465.00	\$1,663.00	\$618.00
2101	659-5825	TRUCK FLATBED 9FT 1-1/2-2T CREW 4WD DSL	\$2,430.00	\$986.00	\$290.00
2102	659-5830		\$2,650.00	\$1,200.00	\$350.00
2103	659-5840	TRUCK STKBD HI-RAIL STD 2WD DSL	\$3,500.00	\$1,166.00	\$451.00
2104	659-5870	VAN KUV UTILITY GAS 1 TON	\$1,900.00	\$750.00	\$225.00
2105	659-5875	TRUCK UTILITY 3/4 T STD 2WD GAS	\$2,150.00	\$806.00	\$242.00
2106	659-5878	TRUCK UTILITY 3/4 T SUP 2WD GAS	\$2,150.00	\$806.00	\$242.00
2107	659-5880	TRUCK UTILITY 3/4 T CREW 2WD GAS	\$2,450.00	\$879.00	\$314.00
2108	659-5882	TRUCK UTILITY 3/4 T STD 4WD GAS	\$2,150.00	\$806.00	\$242.00
2109	659-5885	TRUCK UTILITY 3/4 T SUP 4WD GAS	\$2,150.00	\$806.00	\$242.00
2110	659-5888	TRUCK UTILITY 3/4 T CREW 4WD GAS	\$2,450.00	\$879.00	\$314.00
2111	659-5890	TRUCK UTILITY 3/4 T STD 4WD DSL	\$2,250.00	\$830.00	\$262.00
2112	659-5895	TRUCK UTILITY 3/4 T SUP 4WD DSL	\$2,250.00	\$830.00	\$262.00
2113	659-5900	TRUCK UTILITY 1 T STD 2WD GAS	\$2,150.00	\$806.00	\$242.00
2114	659-5905	TRUCK UTILITY 1 T SUP 2WD GAS	\$2,150.00	\$806.00	\$242.00
2115	659-5910	TRUCK UTILITY 1 T CREW 2WD GAS	\$2,450.00	\$879.00	\$314.00
2116	659-5915	TRUCK UTILITY 1 T STD 4WD GAS	\$2,250.00	\$830.00	\$262.00
2117	659-5920	TRUCK UTILITY 1 T SUP 4WD GAS	\$2,250.00	\$830.00	\$262.00
2118	659-5925	TRUCK UTILITY 1 T CREW 4WD GAS	\$2,450.00	\$879.00	\$346.00
2119	659-5928	TRUCK UTILITY 1 T STD 4WD DSL	\$2,250.00	\$830.00	\$262.00
2120	659-5930	TRUCK UTILITY 1 T SUP 4WD DSL	\$2,250.00	\$830.00	\$262.00

## HERC RENTALS - CONTRACT 2019000318-5

## EXHIBIT A.2 - 2022 GOLD PRICING

	Cat Class	Description	Month	Week	Day
2121	659-5932	TRUCK UTILITY 1 T CREW 4WD DSL	\$2,670.00	\$1,026.00	\$403.00
2122	659-5935	TRUCK UTILITY 1 T CREW 2WD W/CRANE GAS	\$4,465.00	\$1,663.00	\$618.00
2123	659-5940	TRUCK UTILITY 1-1/2-2 T STD-SUP 4WD DSL	\$2,650.00	\$949.00	\$382.00
2124	659-5945	TRUCK UTILITY 1-1/2-2 T STD-SUP 4WD GAS	\$2,450.00	\$879.00	\$314.00
2125	659-5950	TRUCK UTILITY 1-1/2-2 T CREW 4WD DSL	\$2,750.00	\$985.00	\$339.00
2126	659-5960	TRUCK UTILITY 1-1/2-2 T CREW 2WD DSL	\$2,650.00	\$949.00	\$382.00
2127	659-5965	TRUCK CONTRACTOR 1-1/4-2 T STD 4WD GAS	\$2,650.00	\$954.00	\$355.00
2128	659-5969	TRUCK CONTRACTOR 1-1/4-2 T STD 2WD GAS	\$2,805.00	\$1,046.00	\$380.00
2129	659-5970	TRUCK CONTRACTOR 1-1/4-2 T STD 2WD DSL	\$2,805.00	\$1,046.00	\$380.00
2130	659-5975	TRUCK CONTRACTOR 1-1/4-2 T CREW 4WD GAS	\$2,805.00	\$1,046.00	\$380.00
2131	659-5977	TRUCK CONTRACTOR 1-1/4-2 T CREW 4WD DSL	\$2,805.00	\$1,046.00	\$380.00
2132	659-6010	TRUCK FUEL 4000 GAL	\$5,845.00	\$1,995.00	\$665.00
2133	659-6015	TRUCK AVIATION FUEL 5000 GAL	\$13,200.00	\$6,601.00	\$2,660.00
2134	659-6017	TRUCK AVIATION FUEL 7000 GAL	\$14,400.00	\$7,200.00	\$3,040.00
2135	659-6030	TRUCK WATER 2000 GALLON GAS	\$2,750.00	\$1,428.00	\$476.00
2136	659-6040	TRUCK WATER 2000 GALLON DSL	\$2,750.00	\$1,428.00	\$476.00
2137	659-6050	TRUCK WATER 4000 GALLON DSL	\$4,400.00	\$1,990.00	\$592.00
2138	659-6052	TRUCK WATER 4000 GALLON DSL 6X6	\$9,500.00	\$3,600.00	\$1,500.00
2139	659-6055	TRUCK BOX 12 FT	\$1,500.00	\$525.00	\$190.00
2140	659-6057	TRUCK BOX 14 FT	\$2,250.00	\$800.00	\$220.00
2141	659-6060	TRUCK BOX 15 FT	\$2,250.00	\$800.00	\$220.00
2142	659-6070	TRUCK BOX 15 FT W/ LIFT GATE	\$2,250.00	\$800.00	\$220.00
2143	659-6075	TRUCK BOX 16 FT	\$2,250.00	\$800.00	\$220.00
2144	659-6090	TRUCK BOX 24 FT W/ LIFT GATE	\$5,000.00	\$1,620.00	\$475.00
2145	659-6100	TRUCK FLAT DUMP 16FT 1-1/2T STD 2WD DSL	\$2,100.00	\$860.00	\$307.00
2146	659-6110	TRUCK DUMP 3-4 YD GAS	\$1,950.00	\$861.00	\$319.00
2147	659-6120	TRUCK DUMP 3-4 YD DSL	\$1,950.00	\$861.00	\$319.00
2148	659-6130	TRUCK DUMP 3-4 YD CREW 4WD DSL	\$2,000.00	\$919.00	\$346.00
2149	659-6135	TRUCK DUMP 3-4 YD CREW 4WD GAS	\$2,000.00	\$919.00	\$346.00
2150	659-6140	TRUCK DUMP 3-4 YD CREW 2WD DSL	\$2,000.00	\$919.00	\$346.00
2151	659-6150	TRUCK DUMP 5-6 YD GAS	\$2,450.00	\$991.00	\$361.00
2152	659-6160	TRUCK DUMP 5-6 YD GAS NON CDL	\$2,450.00	\$991.00	\$361.00
2153	659-6170	TRUCK DUMP 5-6 YD DSL	\$2,450.00	\$991.00	\$361.00
2154	659-6180	TRUCK DUMP 5-6 YD DSL NON CDL	\$2,450.00	\$991.00	\$361.00
2155	659-6190	TRUCK DUMP 5-6 YD CREW DSL	\$2,600.00	\$1,106.00	\$404.00
2156	659-6195	TRUCK DUMP 5-6 YD CREW DSL NON-CDL	\$2,600.00	\$1,106.00	\$404.00
2157	659-6200	TRUCK DUMP 12-14 YD MANUAL DSL	\$5,125.00	\$2,150.00	\$675.00
2158	659-6210	TRUCK DUMP 12-14 YD AUTO DSL	\$5,125.00	\$2,150.00	\$675.00
2159	659-6215	TRUCK DUMP 22-24 YD DSL	\$9,025.00	\$3,325.00	\$1,283.00
2160	659-6218	TRUCK 1 T DUMP LANDSCAPE STD GAS	\$1,900.00	\$706.00	\$326.00
2161	659-6220	TRUCK 1 T DUMP LANDSCAPE CREW GAS	\$1,900.00	\$706.00	\$326.00
2162	659-6224	TRUCK DUMP ARTICULATED 30 TON DSL	\$11,970.00	\$5,130.00	\$1,805.00
2163	659-6230	TRUCK GARBAGE 6 YD	\$6,833.00	\$2,200.00	\$569.00
2164	659-6240	TRUCK GARBAGE 20 YD	\$9,360.00	\$2,912.00	\$728.00
2165	659-6245	TRUCK STREET SWEEPER DSL	\$14,222.00	\$4,604.00	\$1,778.00
2166	659-6247	TRUCK RUNWAY/STREET SWEEPER DSL	\$14,222.00	\$4,604.00	\$1,778.00
2167	659-6250	TRUCK CRASH ATTENUATOR 62-65 MPH GAS	\$4,100.00	\$1,864.00	\$730.00
2168	659-6260	TRUCK CRASH ATTENUATOR 62-65 MPH DSL	\$4,100.00	\$1,864.00	\$730.00
2169	659-6267	TRUCK DELIVERY PCT 3/4 TON GAS NON-CDL	\$2,205.00	\$779.00	\$228.00
2170	659-6270	TRUCK DELIVERY ROLLOFF SINGLE DSL NONCDL	\$4,500.00	\$1,500.00	\$500.00
2171	659-6272	TRUCK DELIVERY ROLLBACK SINGLE DSL NOCDL	\$4,500.00	\$1,500.00	\$500.00
2172	659-6274	TRUCK DELIVERY ROLLOFFS SINGLE DSL CDL	\$4,500.00	\$1,500.00	\$500.00
2173	659-6300	TRUCK BUCKET 31 FT GAS	\$4,500.00	\$1,560.00	\$536.00

## HERC RENTALS - CONTRACT 2019000318-5

## EXHIBIT A.2 - 2022 GOLD PRICING

	Cat Class	Description	Month	Week	Day
2174	659-6310	TRUCK BUCKET 31 FT DSL	\$4,500.00	\$1,560.00	\$536.00
2175	659-6315	TRUCK BUCKET 38 FT GAS	\$4,500.00	\$1,560.00	\$536.00
2176	659-6320	TRUCK BUCKET 38 FT DSL	\$4,500.00	\$1,560.00	\$536.00
2177	659-6336	TRUCK BUCKET 60 FT TREE TRIMMER DSL	\$5,200.00	\$2,080.00	\$809.00
2178	659-6342	TRUCK BUCKET 70 FT TREE TRIMMER DSL	\$6,656.00	\$2,704.00	\$910.00
2179	659-6350	TRUCK BUCKET 85 FT DSL	\$10,395.00	\$4,155.00	\$1,456.00
2180	659-6380	TRUCK CRANE 18 T SINGLE DSL	\$4,838.00	\$1,855.00	\$677.00
2181	659-6410	TRUCK CRANE 20 T TANDEM DSL	\$6,988.00	\$2,999.00	\$1,102.00
2182	659-6430	TRUCK CRANE 23 T TANDEM DSL	\$7,095.00	\$3,096.00	\$1,172.00
2183	659-6435	TRUCK AUGER 47FT CDL	\$3,111.00	\$1,373.00	\$458.00
2184	659-6440	TRUCK TERMINAL TRACTOR SINGLE AX 2X4 DSL	\$4,940.00	\$1,730.00	\$593.00
2185	659-6455	TRUCK TRACTOR TANDEM 4WD DSL	\$7,165.00	\$2,003.00	\$801.00
2186	659-6460	TRUCK TRACTOR TRI 4WD DSL	\$7,000.00	\$2,430.00	\$903.00
2187	659-6470	TRUCK ASPHALT DISTRIBUTOR 2000 GAL	\$5,281.00	\$1,852.00	\$750.00
2188	659-6480	TRUCK FORESTRY MOBILE CRANE	\$5,281.00	\$1,852.00	\$750.00
2189	659-8000	TRUCK SPREADER HOPPER 8 FT	\$918.00	\$305.00	\$100.00
2190	659-8020	TRUCK SPREADER HOPPER 9 FT	\$918.00	\$305.00	\$100.00
2191	659-8030	TRUCK SPREADER TAILGATE	\$344.00	\$122.00	\$43.00
2192	659-8035	TRUCK SPREADER TAILGATE DUMP	\$215.00	\$70.00	\$25.00
2193	659-8100	TRUCK SNOW PLOW 7-8 FT	\$850.00	\$265.00	\$90.00
2194	659-8110	TRUCK SNOW PLOW 8.5-9 FT	\$850.00	\$265.00	\$90.00
2195	659-8130	TRUCK SNOW PLOW 10 FT	\$995.00	\$338.00	\$119.00
2196	660-1000	BOARD ARROW FOLDING TRAILER 15-LIGHT	\$600.00	\$330.00	\$108.00
2197	660-1010	BOARD ARROW VERTICAL TRAILER 15-LIGHT	\$600.00	\$330.00	\$108.00
2198	660-1020	BOARD ARROW FOLDING TRAILER 25-LIGHT	\$675.00	\$370.00	\$117.00
2199	660-1025	BOARD ARROW TRUCK MOUNTED 25-LIGHT	\$621.00	\$311.00	\$95.00
2200	660-1030	BOARD MESSAGE VERTICAL MID-SIZE 3-LINE	\$795.00	\$465.00	\$165.00
2201	660-1040	BOARD MESSAGE VERTICAL FULL-SIZE 3-LINE	\$795.00	\$465.00	\$165.00
2202	660-1045	BOARD MESSAGE FULL-SIZE 3-LINE W/MODEM	\$1,150.00	\$743.00	\$189.00
2203	660-1050	BOARD MESSAGE FOLDING MID-SIZE MATRIX	\$795.00	\$465.00	\$165.00
2204	660-1060	BOARD MESSAGE VERTICAL MID-SIZE MATRIX	\$795.00	\$465.00	\$165.00
2205	660-1070	BOARD MESSAGE VERTICAL FULL-SIZE MATRIX	\$1,040.00	\$743.00	\$210.00
2206	660-1100	RADAR SPEED MONITORING TRAILER	\$375.00	\$120.00	\$45.00
2207	660-1110	CRASH ATTENUATOR TRAILER MOUNTED	\$1,975.00	\$900.00	\$350.00
2208	660-2010	VEHICLE BARRIER	\$1,575.00	\$600.00	\$135.00
2209	660-2015	VEHICLE BARRIER POSITIONING CART	\$563.00	\$200.00	\$45.00
2210	700-1180	FAN FLOOR HIGH CFM 24IN ELEC	\$340.00	\$165.00	\$70.00
2211	700-1220	BLOWER HAZ LOC 8IN VANO 115V	\$368.00	\$140.00	\$54.00
2212	700-1230	BLOWER HAZ LOC 12IN VANO 115V	\$548.00	\$200.00	\$77.00
2213	700-1240	FAN FLOOR 16-24IN HAZ LOC ELEC	\$440.00	\$165.00	\$90.00
2214	700-1280	FAN MISTING OSCIL PORTABLE 100 GAL ELEC	\$595.00	\$240.00	\$90.00
2215	700-1290	FAN MISTING OSCIL PORTABLE 19-40GAL ELEC	\$440.00	\$185.00	\$68.00
2216	700-1310	INSULATION BLOWER ELECTRIC	\$1,000.00	\$360.00	\$158.00
2217	700-1320	VACUUM INSULATION REMOVAL GAS	\$2,124.00	\$970.00	\$266.00
2218	700-1380	BLOWER MANHOLE 8IN GAS	\$405.00	\$180.00	\$48.00
2219	700-1420	BLOWER MANHOLE 8IN ELEC	\$324.00	\$150.00	\$41.00
2220	700-1630	COOLER EVAPORATIVE PORT 30GAL 115V ELEC	\$240.00	\$80.00	\$30.00
2221	700-1635	COOLER EVAPORATIVE PORT 24IN 115V ELEC	\$480.00	\$165.00	\$68.00
2222	700-1640	COOLER EVAPORATIVE PORT 36IN 115V ELEC	\$480.00	\$165.00	\$68.00
2223	700-1642	COOLER EVAPORATIVE PORT 36IN HAZ LOC	\$1,000.00	\$336.00	\$131.00
2224	700-1645	COOLER EVAPORATIVE PORT 48IN 115V ELEC	\$500.00	\$172.00	\$72.00
2225	700-1720	OZONE GENERATOR	\$324.00	\$150.00	\$41.00
2226	700-1723	HYDROXYL GENERATOR SMALL AREA	\$360.00	\$135.00	\$48.00



## HERC RENTALS - CONTRACT 2019000318-5

## EXHIBIT A.2 - 2022 GOLD PRICING

	Cat Class	Description	Month	Week	Day
2227	700-1725	HYDROXYL GENERATOR LARGE AREA	\$720.00	\$410.00	\$135.00
2228	700-1740	UV-C LED LIGHT INDOOR USE ONLY 115V	\$270.00	\$270.00	\$95.00
2229	700-1742	ROLLING STAND FOR UV-C LED LIGHT	\$60.00	\$28.00	\$9.00
2230	700-1800	AIR CURTAIN	\$3,600.00	\$1,315.00	\$603.00
2231	700-2010	DUST SUPPRESSION MISTER 50FT THROW ELEC	\$2,375.00	\$1,170.00	\$450.00
2232	700-2020	DUST SUPPRESSION MISTER 130FT THROW ELEC	\$2,375.00	\$1,170.00	\$450.00
2233	700-2050	DUST SUPPRESSION MISTER 230FT THROW ELEC	\$3,135.00	\$1,260.00	\$410.00
2234	700-2100	CONTAINMENT CART W HEPA SCRUBBER	\$1,600.00	\$750.00	\$295.00
2235	710-1220	AIRMOVER 3 DIAMETER AIR	\$108.00	\$48.00	\$14.00
2236	710-1240	AIRMOVER 6 DIAMETER AIR	\$80.00	\$28.00	\$11.00
2237	710-1260	AIRMOVER 8 DIAMETER AIR	\$88.00	\$32.00	\$13.00
2238	710-1280	AIRMOVER 10 DIAMETER AIR	\$124.00	\$44.00	\$18.00
2239	710-1300	AIRMOVER 12 DIAMETER AIR	\$160.00	\$56.00	\$23.00
2240	710-1320	AIRMOVER 24 DIAMETER JET FAN AIR	\$505.00	\$164.00	\$85.00
2241	710-1340	AIRMOVER 20 DIAMETER RF TYPE AIR	\$400.00	\$136.00	\$65.00
2242	710-1360	AIRMOVER 20 DIAMETER CF TYPE AIR	\$400.00	\$136.00	\$65.00
2243	715-0005	1.5KW STANDUP INFRARED ELECT HEATER 120V	\$206.00	\$89.00	\$27.00
2244	715-0010	1.6KW ELECT HEATER 110V	\$135.00	\$68.00	\$18.00
2245	715-0020	5-20KW VAR ELECT HEATER 1 - 4 PLUG 110V	\$263.00	\$136.00	\$45.00
2246	715-0025	6KW ELECT HEATER 240V 1PH	\$263.00	\$136.00	\$45.00
2247	715-0030	6-10KW VAR ELECT HEATER 240V 1PH	\$285.00	\$140.00	\$50.00
2248	715-0040	15KW ELECT HEATER 240V 3PH SALAMANDER	\$364.00	\$157.00	\$59.00
2249	715-0042	15KW ELECT HEATER 240V 1PH SALAMANDER	\$364.00	\$157.00	\$59.00
2250	715-0045	15KW ELECT HEATER 480V 3PH SALAMANDER	\$364.00	\$157.00	\$59.00
2251	715-0046	18KW ELECT HEATER 208V 1PH/240V 3PH	\$521.00	\$230.00	\$90.00
2252	715-0050	13-20KW VAR ELECT HEATER 240V 3PH	\$439.00	\$204.00	\$72.00
2253	715-0055	10-20KW VAR ELECT HEATER 208V/240V 3 PH	\$439.00	\$204.00	\$72.00
2254	715-0060	30KW ELECT HEATER 480V 3PH	\$619.00	\$255.00	\$108.00
2255	715-0065	40KW ELECT HEATER 480V 3PH	\$990.00	\$383.00	\$130.00
2256	715-0070	60KW ELECT HEATER 480V 3PH	\$1,125.00	\$468.00	\$135.00
2257	715-0100	200K BTU HYDRONIC HEAT EXCHANGER ELEC	\$505.00	\$175.00	\$60.00
2258	715-0105	80K BTU HYDRONIC HEAT EXCHANGER ELEC	\$450.00	\$180.00	\$62.00
2259	715-0120	1.35M BTU STAINLESS STEEL HEAT EXCHANGER	\$964.00	\$366.00	\$131.00
2260	715-0140	3.8M BTU STAINLESS STEEL HEAT EXCHANGER	\$2,531.00	\$956.00	\$338.00
2261	715-0205	80K BTU HEATER 1400 CFM WALL MOUNTED	\$250.00	\$115.00	\$45.00
2262	715-0220	60KW ELECT INLINE HEATER 220V/460V 3PH	\$1,388.00	\$574.00	\$225.00
2263	715-0235	150KW IND ELECT HEATER 480V 3PH 1/2IN SP	\$2,963.00	\$1,233.00	\$550.00
2264	715-0237	150KW ELECT HEATER 480V 3PH 5IN SP NAROW	\$2,963.00	\$1,233.00	\$550.00
2265	715-0240	150KW IND ELECT HEATER 480V 3PH 5IN SP	\$4,444.00	\$1,849.00	\$878.00
2266	715-0405	50K BTU DIRECT FORCED AIR HEATER LPG/NG	\$135.00	\$77.00	\$27.00
2267	715-0408	50K-60K BTU RADIANT HEATER DSL/KERO	\$263.00	\$128.00	\$45.00
2268	715-0410	80K BTU DIRECT FORCED AIR HEATER DSL/KER	\$263.00	\$128.00	\$45.00
2269	715-0415	80K BTU DIRECT FORCED AIR HEATER LPG	\$263.00	\$128.00	\$45.00
2270	715-0419	115K BTU DIRECT FORCED HEATER TENT LP/NG	\$450.00	\$171.00	\$57.00
2271	715-0420	150K BTU DIRECT FORCED AIR HEAT DSL/KERO	\$300.00	\$153.00	\$54.00
2272	715-0430	150K BTU DIRECT FORCED AIR HEATER LP	\$300.00	\$153.00	\$54.00
2273	715-0435	110-150K BTU RADIANT HEATER DSL/KERO	\$469.00	\$242.00	\$86.00
2274	715-0440	170K BTU DIRECT FORCED AIR HEATER LP	\$338.00	\$191.00	\$68.00
2275	715-0445	170K BTU DIRECT FORCED AIR HEAT DSL/KERO	\$338.00	\$191.00	\$68.00
2276	715-0450	200K BTU DIRECT FORCED AIR HEAT DSL/KERO	\$375.00	\$213.00	\$77.00
2277	715-0452	250K BTU DIRECT FORCED HEATER TENT LP/NG	\$540.00	\$248.00	\$100.00
2278	715-0460	400K BTU DIRECT FORCED AIR HEATER LPG	\$525.00	\$242.00	\$99.00
2279	715-0462	400K BTU DIRECT FORCED AIR HEATER LPG/NG	\$563.00	\$319.00	\$113.00



## HERC RENTALS - CONTRACT 2019000318-5

## EXHIBIT A.2 - 2022 GOLD PRICING

	Cat Class	Description	Month	Week	Day
2280	715-0470	400K BTU DIRECT FORCED AIR HEAT DSL/KERO	\$563.00	\$319.00	\$113.00
2281	715-0480	650K BTU DIRECT FORCED AIR HEAT DSL/KERO	\$675.00	\$298.00	\$131.00
2282	715-0485	650K BTU DIRECT FORCED AIR HEAT LP/NG	\$810.00	\$315.00	\$138.00
2283	715-0550	1.5M BTU DIRECT FORCED AIR HEATER LPG/NG	\$1,313.00	\$553.00	\$225.00
2284	715-0600	70K BTU INDIR FORCED AIR HEAT DSL/KERO	\$160.00	\$60.00	\$20.00
2285	715-0605	120K BTU INDIR FORCED AIR HEAT DSL/KERO	\$170.00	\$70.00	\$24.00
2286	715-0610	200K BTU INDIR FORCED AIR HEAT DSL/KERO	\$638.00	\$319.00	\$113.00
2287	715-0615	200K BTU INDIR FORCED AIR HEATER NG	\$638.00	\$319.00	\$113.00
2288	715-0620	400K BTU INDIR FORCED AIR HEAT DSL/KERO	\$1,013.00	\$446.00	\$171.00
2289	715-0622	400K BTU INDIR FORCED AIR HEAT 118G DSL	\$1,215.00	\$473.00	\$181.00
2290	715-0625	400K BTU INDIR TRAILER MOUNTED HEATR DSL	\$4,230.00	\$1,530.00	\$570.00
2291	715-0630	400K BTU INDIR FORCED AIR HEATER LPG/NG	\$938.00	\$425.00	\$162.00
2292	715-0631	600K BTU INDIR FORCED AIR HEAT DSL/KERO	\$938.00	\$425.00	\$162.00
2293	715-0632	600K BTU INDIR FORCED AIR HEATER LPG/NG	\$1,980.00	\$765.00	\$360.00
2294	715-0635	700K BTU INDIR FORCED AIR HEATER LP/NG	\$1,980.00	\$765.00	\$360.00
2295	715-0640	750K BTU INDIR FORCED AIR HEATER LPG/NG	\$1,980.00	\$765.00	\$360.00
2296	715-0660	1M BTU INDIR FORCED AIR HEATER LP/NG	\$2,600.00	\$1,105.00	\$473.00
2297	715-0695	2M BTU INDIR FORCED AIR HEATER LP/NG	\$5,230.00	\$2,210.00	\$945.00
2298	715-0810	800K BTU SELF CONTAINED HEATER DSL	\$6,150.00	\$2,975.00	\$1,350.00
2299	715-0813	1.0M BTU SELF CONTAIN HEATER DSL 3.1" SP	\$7,500.00	\$3,000.00	\$1,350.00
2300	715-0815	1.0M BTU SELF CONTAIN HEATER DSL 7.5" SP	\$7,500.00	\$3,000.00	\$1,350.00
2301	715-0820	1.2M BTU SELF CONTAINED HEATER DSL	\$8,000.00	\$3,050.00	\$1,350.00
2302	715-1010	234K BTU HYDRONIC SURFACE HEATER DSL	\$6,000.00	\$2,975.00	\$1,350.00
2303	715-1020	385K BTU HYDRONIC SURFACE HEATER DSL	\$6,400.00	\$3,050.00	\$1,400.00
2304	715-1030	600K BTU HYDRONIC SURFACE HEATER DSL	\$7,425.00	\$3,400.00	\$1,485.00
2305	715-1045	860K BTU HYDRONIC AIR HEATER DSL	\$7,800.00	\$3,870.00	\$1,553.00
2306	715-1082	1.8 BTU HYDRONIC HEAT MODULE NG	\$2,700.00	\$900.00	\$333.00
2307	715-1085	PLATE HEAT EXCHANGER GLYCOL TO GLYCOL	\$1,530.00	\$630.00	\$266.00
2308	715-1087	PLATE HEAT EXCHANGER STEAM TO GLYCOL	\$2,890.00	\$1,190.00	\$475.00
2309	715-1210	500K BTU 3500 CFM FLAMELESS HEATER DSL	\$6,800.00	\$2,975.00	\$1,350.00
2310	715-1220	750K BTU 5500 CFM FLAMELESS HEATER DSL	\$7,500.00	\$3,230.00	\$1,530.00
2311	715-1230	1M BTU 6000 CFM FLAMELESS HEATER DSL	\$9,500.00	\$5,000.00	\$2,000.00
2312	715-1240	1M BTU 12IN SP FLAMELESS HEATER DSL T4F	\$11,000.00	\$5,220.00	\$2,375.00
2313	715-2025	300K BTU STEAM HEATER 24IN HAZ LOC	\$698.00	\$270.00	\$119.00
2314	718-1100	1 TON PORT AIR CONDITIONER 120V	\$669.00	\$233.00	\$101.00
2315	718-1101	1 TON PORT AIR CONDITIONER IT CUBE 115V	\$669.00	\$233.00	\$101.00
2316	718-1102	1 TON PORT AIR CONDITIONER W/HEAT 120 V	\$669.00	\$233.00	\$101.00
2317	718-1103	1 TON PORT AIR COND WATERCOOLED 120V	\$723.00	\$320.00	\$117.00
2318	718-1104	1.2 TON PORT AIR COND W HEAT 5-20P PLUG	\$723.00	\$320.00	\$117.00
2319	718-1105	1 TON PORT AIR COND HEPA UV 5-20P PLUG	\$723.00	\$320.00	\$117.00
2320	718-1110	1 TON PORT AIR COND HEPA UV WATER 120V	\$775.00	\$350.00	\$135.00
2321	718-1115	1.5 TON PORT AIR COND WATERCOOLED 120 V	\$723.00	\$320.00	\$117.00
2322	718-1130	3 TON PORT AIR CONDITIONER 1PH 208/230V	\$1,007.00	\$440.00	\$180.00
2323	718-1134	3 TON PORT AIR COND W/HEAT 3PH 208/230V	\$1,400.00	\$595.00	\$225.00
2324	718-1145	5 TON AIR COND INDOOR 1PH 208/230V	\$1,400.00	\$595.00	\$225.00
2325	718-1146	5 TON AIR COND INDOOR W/HEAT 1PH 208/230	\$1,400.00	\$595.00	\$225.00
2326	718-1147	5 TON AIR COND INDOOR W/HEAT 3PH 208/230	\$1,400.00	\$690.00	\$257.00
2327	718-1148	5 TON AIR COND INDOOR W/HEAT 3PH 460V	\$1,400.00	\$690.00	\$257.00
2328	718-1155	5 TON AIR CONDITIONER INDOOR 3PH 460V	\$1,400.00	\$595.00	\$225.00
2329	718-1156	5 TON PORT AIR COND WATCOOL 1PH 208/230V	\$1,400.00	\$595.00	\$225.00
2330	718-1157	5 TON PORT AIR COND WATCOOL 3PH 208/230V	\$1,400.00	\$595.00	\$225.00
2331	718-1158	5 TON PORT AIR COND WATERCOOLED 3PH 460V	\$1,424.00	\$595.00	\$225.00
2332	718-1160	5 TON PORT AIR COND W/HEAT 3PH 208/230V	\$1,400.00	\$595.00	\$225.00

## HERC RENTALS - CONTRACT 2019000318-5

## EXHIBIT A.2 - 2022 GOLD PRICING

	Cat Class	Description	Month	Week	Day
2333	718-1162	5 TON PORT AIR COND W/HEAT 1PH 208/230V	\$1,400.00	\$595.00	\$225.00
2334	718-1165	5 TON PORT AIR COND W/HEAT 3PH 460V	\$1,400.00	\$595.00	\$225.00
2335	718-1170	5 TON AIR CONDITION SKID 20KW HEAT	\$1,400.00	\$595.00	\$225.00
2336	718-1175	5 TON AIR CONDITION SKID 9KW HEAT NEMA7	\$2,805.00	\$960.00	\$396.00
2337	718-1210	10 TON AIR CONDITION SKID 36KW HEAT	\$2,400.00	\$850.00	\$356.00
2338	718-1300	12 TON AIR CONDITIONER NARW 3PH 208/230V	\$2,560.00	\$995.00	\$395.00
2339	718-1302	12 TON PORT AIR COND W/HEAT 3PH 208/230V	\$2,560.00	\$995.00	\$395.00
2340	718-1305	12 TON PORT AIR COND W/HEAT 3PH 230V	\$2,560.00	\$995.00	\$395.00
2341	718-1310	12 TON PORT AIR COND W/HEAT 3PH 460V	\$2,560.00	\$995.00	\$395.00
2342	718-1500	20 TON INDUSTRIAL AIR CONDITIONER	\$3,240.00	\$1,224.00	\$535.00
2343	718-1505	20 TON INDUSTRIAL AIR CONDITIONER NEMA7	\$3,980.00	\$1,462.00	\$640.00
2344	718-1520	20 TON VERT AIR CONDITION 72KW HEAT	\$2,400.00	\$978.00	\$395.00
2345	718-1610	25 TON AIR CONDITION SKID 72KW HEAT	\$3,160.00	\$1,200.00	\$450.00
2346	718-1700	30 TON VERT AIR CONDITIONER	\$3,160.00	\$1,200.00	\$450.00
2347	718-1750	30 TON AIR COOLED CHILLER W PUMP	\$4,100.00	\$1,460.00	\$504.00
2348	718-1800	40 TON INDUSTRIAL AIR CONDITIONER	\$4,500.00	\$1,600.00	\$600.00
2349	718-1805	40 TON INDUSTRIAL AIR CONDITIONER NEMA7	\$4,500.00	\$1,600.00	\$600.00
2350	718-1830	40 TON HYBRID AIR COND 120KW HEAT	\$4,500.00	\$1,600.00	\$600.00
2351	718-1950	50 TON CHILLED WATER AIR HANDLER	\$3,000.00	\$1,063.00	\$450.00
2352	718-1960	75 TON CHILLED WATER AIR HANDLER	\$2,396.00	\$850.00	\$338.00
2353	718-2030	60 TON HYBRID AIR COND 136KW HEAT	\$7,000.00	\$2,763.00	\$1,430.00
2354	718-2050	60 TON AIR COOLED CHILLER W PUMP	\$4,450.00	\$1,475.00	\$595.00
2355	718-2100	65 TON INDUSTRIAL AIR CONDITIONER	\$5,400.00	\$2,135.00	\$855.00
2356	718-2230	70 TON HYBRID AIR COND 136KW HEAT	\$7,700.00	\$3,188.00	\$1,530.00
2357	718-2300	80 TON INDUSTRIAL AIR CONDITIONER	\$7,700.00	\$3,188.00	\$1,530.00
2358	718-2305	80 TON INDUSTRIAL AIR CONDITIONER NEMA7	\$9,100.00	\$3,400.00	\$1,665.00
2359	718-2550	100 TON VERT CHILLED WATER HANDLER	\$2,700.00	\$905.00	\$369.00
2360	718-2560	100 TON AIR COOLED CHILLER W PUMP	\$7,000.00	\$3,188.00	\$1,170.00
2361	718-2570	120 TON AIR COOLED CHILLER W PUMP US/CRN	\$7,000.00	\$3,188.00	\$1,170.00
2362	718-2650	120 TON CHILLED WATER AIR HANDLER	\$2,700.00	\$905.00	\$369.00
2363	718-2660	140 TON VERT CHILLED WATER AIR HANDLER	\$3,900.00	\$1,995.00	\$719.00
2364	718-3060	200 TON AIR COOLED CHILLER W PUMP	\$11,845.00	\$5,691.00	\$1,993.00
2365	718-3065	230 TON AIR COOLED W PUMP	\$14,935.00	\$6,360.00	\$2,104.00
2366	718-3070	227 TON AIR COOLED CHILLER W PUMP US/CRN	\$14,500.00	\$6,175.00	\$2,043.00
2367	718-3090	500 TON WATER COOLED CHILLER	\$24,000.00	\$11,685.00	\$3,895.00
2368	719-1005	1200 CFM DESICCANT DEHUMIDIFIER 1PH 240V	\$1,530.00	\$525.00	\$180.00
2369	719-1010	2000/1000 CFM DESICCANT DEHUMID 3PH 460V	\$2,550.00	\$1,063.00	\$428.00
2370	719-1020	5000 CFM DESICCANT DEHUMID 3PH460V	\$5,100.00	\$1,745.00	\$800.00
2371	719-1030	7500/5500CFM DESICCANT DEHU 3PH460VTRIFU	\$5,100.00	\$1,745.00	\$800.00
2372	719-2060	DEHUMIDIFIER DESICCANT 400 CFM	\$863.00	\$370.00	\$160.00
2373	719-2080	DEHUMIDIFIER DESICCANT 800-900 CFM	\$2,000.00	\$750.00	\$250.00
2374	719-5010	AUTO DIALER	\$574.00	\$204.00	\$77.00
2375	779-2201	CHILLER LOOP HOSE 2X10 W/CAMLOCKS	\$23.00	\$14.00	\$7.00
2376	779-2205	CHILLER LOOP HOSE 2X25 W/CAMLOCKS	\$36.00	\$18.00	\$9.00
2377	779-2401	CHILLER LOOP HOSE 4"X10' W/CAMLOCKS	\$60.00	\$20.00	\$10.00
2378	779-2405	CHILLER LOOP HOSE 4"X25' W/CAMLOCKS	\$90.00	\$30.00	\$15.00
2379	779-2501	CHILLER LOOP HOSE 6"X10' W/CAMLOCKS	\$120.00	\$40.00	\$20.00
2380	779-2505	CHILLER LOOP HOSE 6"X25' W/CAMLOCKS	\$150.00	\$50.00	\$25.00
2381	800-1020	PUMP CENTRIFUGAL 2IN GAS	\$383.00	\$149.00	\$63.00
2382	800-1030	PUMP CENTRIFUGAL 3IN GAS	\$404.00	\$166.00	\$86.00
2383	800-1040	PUMP CENTRIFUGAL 4IN GAS	\$473.00	\$185.00	\$95.00
2384	800-1080	PUMP TRASH 2IN GAS	\$421.00	\$187.00	\$50.00
2385	800-1090	PUMP TRASH 3IN GAS	\$536.00	\$238.00	\$63.00

## HERC RENTALS - CONTRACT 2019000318-5

## EXHIBIT A.2 - 2022 GOLD PRICING

	Cat Class	Description	Month	Week	Day
2386	800-1110	PUMP TRASH 4IN GAS	\$608.00	\$306.00	\$81.00
2387	800-1120	PUMP DIAPHRAGM 2IN GAS	\$450.00	\$230.00	\$77.00
2388	800-1130	PUMP DIAPHRAGM 3IN GAS	\$450.00	\$230.00	\$77.00
2389	800-1150	PUMP HIGH PRESSURE 5.5HP GAS	\$553.00	\$213.00	\$77.00
2390	800-1160	PUMP 6IN DOUBLED DIAPHRAGM DSL	\$1,200.00	\$425.00	\$153.00
2391	800-1170	PUMP 6IN DOUBLED DIAPHRAGM SO ATT DSL	\$1,600.00	\$540.00	\$180.00
2392	800-5005	ACCESSORY TOOL BOX CROSSBACK PICKUP	\$86.00	\$41.00	\$16.00
2393	800-5007	ACCESSORY 50GAL DSL FUELTANK W/PUMP	\$128.00	\$61.00	\$31.00
2394	800-5010	ACCESSORY 100GAL DSL FUELTANK W/PUMP	\$184.00	\$93.00	\$53.00
2395	800-5011	ACCESSORY LUMBER/LADDER RACK F/PICKUP	\$165.00	\$55.00	\$18.00
2396	800-5310	ACCESSORY BOOM/BASKET PROTECTIVE SYSTEM	\$135.00	\$135.00	\$135.00
2397	801-1210	PUMP VAC ASSIST 4IN DSL	\$1,352.00	\$609.00	\$204.00
2398	801-1220	PUMP VAC ASSIST 4IN T4F DSL	\$1,352.00	\$609.00	\$204.00
2399	801-1230	PUMP VAC ASSIST 6IN DSL	\$1,541.00	\$670.00	\$256.00
2400	801-1240	PUMP VAC ASSIST 6IN T4F DSL	\$1,912.00	\$722.00	\$255.00
2401	801-1250	PUMP VAC ASSIST 6IN SUPER DSL	\$2,021.00	\$723.00	\$288.00
2402	801-1260	PUMP VAC ASSIST 6IN SUPER T4F DSL	\$2,266.00	\$788.00	\$314.00
2403	801-1270	PUMP VAC ASSIST 8IN DSL	\$1,900.00	\$720.00	\$284.00
2404	801-1280	PUMP VAC ASSIST 8IN SUPER DSL	\$2,250.00	\$846.00	\$293.00
2405	801-1290	PUMP VAC ASSIST 12IN DSL	\$3,300.00	\$1,275.00	\$450.00
2406	801-1300	PUMP VAC ASSIST 12IN SUPER DSL	\$4,800.00	\$1,488.00	\$495.00
2407	801-1320	PUMP VAC ASSIST 14IN DSL	\$5,500.00	\$2,253.00	\$806.00
2408	801-1330	PUMP VAC ASSIST 18IN DSL	\$8,000.00	\$2,593.00	\$945.00
2409	802-1340	PUMP VAC ASSIST SND ATT 4IN DSL	\$1,445.00	\$608.00	\$203.00
2410	802-1345	PUMP VAC ASSIST SND ATT 4IN DSL T4F	\$1,695.00	\$735.00	\$240.00
2411	802-1350	PUMP VAC ASSIST SND ATT 6IN DSL	\$1,900.00	\$705.00	\$279.00
2412	802-1355	PUMP VAC ASSIST SND ATT 6IN DSL T4F	\$2,095.00	\$795.00	\$310.00
2413	802-1360	PUMP VAC ASSIST SND ATT 8IN DSL	\$2,460.00	\$914.00	\$315.00
2414	802-1361	PUMP VAC ASSIST SND ATT 8IN DSL SKID	\$2,460.00	\$914.00	\$315.00
2415	802-1370	PUMP VAC ASSIST SND ATT 12IN DSL	\$4,200.00	\$1,615.00	\$585.00
2416	802-1371	PUMP VAC ASSIST SND ATT 12IN DSL SKID	\$4,200.00	\$1,615.00	\$585.00
2417	802-1380	PUMP VAC ASSIST SND ATT 14IN DSL	\$8,640.00	\$3,060.00	\$1,080.00
2418	802-1385	PUMP VAC ASSIST SND ATT CHOP 4IN DSL	\$1,580.00	\$660.00	\$250.00
2419	802-1390	PUMP VAC ASSIST SND ATT CHOP 6IN DSL	\$2,438.00	\$918.00	\$324.00
2420	803-1400	PUMP VAC ASSIST SS 4IN DSL	\$1,500.00	\$616.00	\$212.00
2421	803-1410	PUMP VAC ASSIST SS 6IN DSL	\$2,700.00	\$978.00	\$315.00
2422	803-1420	PUMP VAC ASSIST SS 6IN T4F DSL	\$3,600.00	\$1,275.00	\$450.00
2423	803-1430	PUMP VAC ASSIST SS 6IN SUPER DSL	\$3,240.00	\$1,058.00	\$356.00
2424	803-1440	PUMP VAC ASSIST SS 8IN SUPER DSL	\$2,300.00	\$895.00	\$311.00
2425	804-1450	PUMP VAC ASSIST HIGH HEAD 4X3IN DSL	\$2,400.00	\$920.00	\$302.00
2426	804-1460	PUMP VAC ASSIST HIGH HEAD 5X3IN DSL	\$1,850.00	\$655.00	\$225.00
2427	804-1470	PUMP VAC ASSIST HIGH HEAD 6X3IN DSL	\$3,200.00	\$1,088.00	\$383.00
2428	804-1475	PUMP VAC ASSIST HIGH HEAD 6X3IN T4F DSL	\$4,400.00	\$1,364.00	\$461.00
2429	804-1477	PUMP VAC ASSIST HIGHHEAD 6X3IN 125HP	\$3,000.00	\$991.00	\$364.00
2430	804-1480	PUMP VAC ASSIST HIGH HEAD 6X4IN DSL	\$3,700.00	\$1,365.00	\$468.00
2431	804-1490	PUMP VAC ASSIST HIGH HEAD 6X4IN T4F DSL	\$4,600.00	\$1,553.00	\$546.00
2432	804-1500	PUMP VAC ASSIST HHEAD SO ATTN 6X4IN DSL	\$3,200.00	\$1,190.00	\$405.00
2433	804-1520	PUMP VAC ASSIST HIGH HEAD 8X6IN DSL	\$5,400.00	\$2,135.00	\$765.00
2434	804-1530	PUMP VAC ASSIST HHEAD VN PRI 10X6IN DSL	\$2,900.00	\$1,050.00	\$383.00
2435	804-1540	PUMP VAC ASSIST HIGH HEAD 10X8IN DSL	\$7,400.00	\$2,550.00	\$896.00
2436	804-1550	PUMP VAC ASSIST MEDIUM HEAD 10X8IN DSL	\$3,700.00	\$1,913.00	\$540.00
2437	804-1560	PUMP VAC ASSIST SS HIGH HEAD 6X3IN DSL	\$4,100.00	\$1,530.00	\$540.00
2438	804-1570	PUMP VAC ASSIST SS HIGH HEAD 10X8IN DSL	\$5,995.00	\$1,995.00	\$750.00

## HERC RENTALS - CONTRACT 2019000318-5

## EXHIBIT A.2 - 2022 GOLD PRICING

	Cat Class	Description	Month	Week	Day
2439	804-1575	PUMP VAC ASSIST SS MED HEAD 10X8IN DSL	\$4,100.00	\$1,488.00	\$610.00
2440	804-1580	PUMP VAC ASSIST MHEAD SO ATTN 10X8IN DSL	\$4,900.00	\$1,310.00	\$428.00
2441	804-1590	PUMP VAC ASSIST HHEAD 600HP 8X6IN DSL	\$7,200.00	\$2,550.00	\$990.00
2442	804-1600	PUMP VAC ASSIST HHEAD 600HP 10X8IN DSL	\$7,900.00	\$2,930.00	\$1,080.00
2443	804-1700	PUMP VAC ASSIST TRASH 6IN T4F DSL	\$1,856.00	\$720.00	\$261.00
2444	805-1600	PUMP CENTRIFUGAL 3IN DSL	\$659.00	\$234.00	\$86.00
2445	805-1610	PUMP CENTRIFUGAL WET PRIME 4IN DSL	\$1,118.00	\$370.00	\$122.00
2446	805-1620	PUMP TRASH 6IN TOWABLE DSL	\$2,952.00	\$963.00	\$314.00
2447	806-1620	WEIR TANK SAND SEPARATOR 500GAL MAX FLOW	\$405.00	\$135.00	\$48.00
2448	806-1650	PUMP WELL POINT PISTON SO ATTN 6IN DSL	\$1,620.00	\$540.00	\$190.00
2449	806-1670	PUMP WELL POINT ROTARY SO ATTN 6IN DSL	\$1,676.00	\$590.00	\$203.00
2450	806-1675	PUMP WELL POINT ROTARY 8IN DSL	\$1,916.00	\$655.00	\$225.00
2451	806-1680	PUMP WELL POINT ROTARY SO ATTN 8IN DSL	\$1,916.00	\$655.00	\$225.00
2452	806-1682	PUMP WELL POINT PISTON SO ATTN 8IN DSL	\$3,780.00	\$1,350.00	\$523.00
2453	806-1690	PUMP WELL POINT ROTARY 12IN DSL	\$2,112.00	\$780.00	\$270.00
2454	806-1700	PUMP WELL POINT ROTARY SO ATTN 12IN DSL	\$2,920.00	\$1,037.00	\$329.00
2455	807-1710	PUMP DIAPHRAGM 4IN DSL	\$800.00	\$330.00	\$113.00
2456	808-1720	PUMP TRASH 2IN ELEC	\$1,436.00	\$504.00	\$176.00
2457	808-1730	PUMP CENTRIFUGAL 2IN ELEC	\$1,395.00	\$473.00	\$176.00
2458	808-1750	PUMP VAC ASSIST 4IN ELEC	\$900.00	\$298.00	\$113.00
2459	808-1760	PUMP VAC ASSIST VARIABLE SPEED 4IN ELEC	\$1,700.00	\$638.00	\$248.00
2460	808-1770	PUMP VAC ASSIST 6IN ELEC	\$1,700.00	\$695.00	\$261.00
2461	808-1780	PUMP VAC ASSIST 8IN ELEC	\$2,500.00	\$914.00	\$315.00
2462	808-1800	PUMP VAC ASSIST HIGH HEAD 6X3IN ELEC	\$4,100.00	\$1,450.00	\$500.00
2463	809-1820	PUMP SUBMERSIBLE 3/4IN ELEC	\$124.00	\$68.00	\$32.00
2464	809-1830	PUMP SUBMERSIBLE 1IN ELEC	\$124.00	\$68.00	\$32.00
2465	809-1840	PUMP HYD SHORING 12 GAL ELEC	\$360.00	\$122.00	\$43.00
2466	809-1860	PUMP SUBMERSIBLE 2IN ELEC	\$371.00	\$153.00	\$54.00
2467	809-1865	PUMP SUBMERSIBLE 2IN LOW LEVEL ELEC	\$371.00	\$153.00	\$54.00
2468	809-1870	PUMP SUBMERSIBLE SEWAGE 1HP 2IN ELEC	\$431.00	\$191.00	\$63.00
2469	809-1880	PUMP SUBMERSIBLE 3IN ELEC	\$431.00	\$183.00	\$80.00
2470	809-1890	PUMP SUBMERSIBLE 3HP 3IN ELEC	\$431.00	\$183.00	\$80.00
2471	809-1900	PUMP SUBMERSIBLE HV 1HP 3PH 2IN ELEC	\$225.00	\$81.00	\$32.00
2472	809-1910	PUMP SUBMERSIBLE 2HP 3PH 460V 2IN ELEC	\$281.00	\$106.00	\$41.00
2473	809-1920	PUMP SUBMERSIBLE HV 3HP 3PH 2IN ELEC	\$585.00	\$203.00	\$71.00
2474	809-1930	PUMP SUBMERSIBLE HHEAD 4HP 3PH 2IN ELEC	\$675.00	\$255.00	\$105.00
2475	809-1940	PUMP SUBMERSIBLE SEWAGE CUT 15HP 3IN ELE	\$495.00	\$187.00	\$63.00
2476	809-1960	PUMP SUBMERSIBLE HIGH HEAD 15HP 3IN ELEC	\$1,121.00	\$425.00	\$175.00
2477	809-1980	PUMP SUBMERSIBLE HIGH HEAD 6HP 3IN ELEC	\$746.00	\$319.00	\$104.00
2478	809-1990	PUMP SUBMERSIBLE HV 7.5HP 3PH 3IN ELEC	\$900.00	\$345.00	\$120.00
2479	809-2000	PUMP SUBMERSIBLE HV 2HP 3PH 3IN ELEC	\$450.00	\$179.00	\$63.00
2480	809-2020	PUMP SUBMERSIBLE HV 5HP 3PH 3IN ELEC	\$525.00	\$200.00	\$72.00
2481	809-2030	PUMP SUBMERSIBLE SEWAGE 3HP 3PH 4IN ELEC	\$581.00	\$225.00	\$81.00
2482	809-2040	PUMP SUBMERSIBLE SEWAGE CUT 5HP 4IN ELEC	\$863.00	\$319.00	\$120.00
2483	809-2050	PUMP SUBMERSIBLE SEWAGE 10HP 4IN ELEC	\$1,024.00	\$383.00	\$135.00
2484	809-2060	PUMP SUBMERSIBLE HIGH HEAD 15HP 4IN ELEC	\$1,121.00	\$438.00	\$175.00
2485	809-2070	PUMP SUBMERSIBLE SEW CUT 20HP 4IN ELEC	\$1,350.00	\$510.00	\$200.00
2486	809-2080	PUMP SUBMERSIBLE SEWAGE 20HP 4IN ELEC	\$1,350.00	\$510.00	\$189.00
2487	809-2100	PUMP SUBMERSIBLE SEWAGE 30HP 4IN ELEC	\$1,350.00	\$536.00	\$189.00
2488	809-2110	PUMP SUBMERSIBLE HIGH HEAD 40HP 4IN ELEC	\$2,126.00	\$786.00	\$293.00
2489	809-2120	PUMP SUBMERSIBLE 4IN ELEC	\$694.00	\$276.00	\$113.00
2490	809-2130	PUMP SUBMERSIBLE SUPER 4IN ELEC	\$694.00	\$276.00	\$113.00
2491	809-2150	PUMP SUBMERSIBLE SEW 10HP 3PH 6IN ELEC	\$1,485.00	\$561.00	\$198.00



## HERC RENTALS - CONTRACT 2019000318-5

## EXHIBIT A.2 - 2022 GOLD PRICING

	Cat Class	Description	Month	Week	Day
2492	809-2170	PUMP SUBMERSIBLE HV 10HP 3PH 6IN ELEC	\$1,300.00	\$435.00	\$155.00
2493	809-2180	PUMP SUBMERSIBLE SEWAGE 50HP 6IN ELEC	\$1,650.00	\$638.00	\$270.00
2494	809-2190	PUMP SUBMERSIBLE HV 15HP 3PH 6IN ELEC	\$1,600.00	\$570.00	\$175.00
2495	809-2200	PUMP SUBMERSIBLE HV 20HP 3PH 6IN ELEC	\$1,600.00	\$570.00	\$200.00
2496	809-2220	PUMP SUBMERSIBLE 6IN ELEC	\$1,200.00	\$489.00	\$203.00
2497	809-2230	PUMP SUBMERSIBLE 8IN ELEC	\$2,175.00	\$893.00	\$405.00
2498	809-2240	PUMP SUBMERSIBLE 10IN ELEC	\$3,375.00	\$1,275.00	\$450.00
2499	810-1100	PUMP DOUBLED 1 1/2 IN AIR	\$563.00	\$298.00	\$104.00
2500	810-1110	PUMP DOUBLED 2 IN AIR	\$563.00	\$298.00	\$104.00
2501	810-1120	PUMP DOUBLED 3 IN AIR	\$563.00	\$298.00	\$104.00
2502	811-2260	PUMP SUBMERSIBLE 3IN HYD	\$746.00	\$230.00	\$99.00
2503	811-2270	PUMP SUBMERSIBLE SS 4IN HYD	\$746.00	\$230.00	\$99.00
2504	811-2280	PUMP SUBMERSIBLE 4IN HYD	\$746.00	\$230.00	\$99.00
2505	811-2300	PUMP SUBMERSIBLE SS 6IN HYD	\$900.00	\$315.00	\$108.00
2506	811-2310	PUMP SUBMERSIBLE 6IN HYD	\$900.00	\$315.00	\$108.00
2507	811-2320	PUMP SUBMERSIBLE 8IN HYD	\$900.00	\$315.00	\$113.00
2508	811-2330	PUMP SUBMERSIBLE SS 12IN HYD	\$971.00	\$361.00	\$135.00
2509	811-2340	PUMP SUBMERSIBLE 12IN HYD	\$971.00	\$361.00	\$135.00
2510	812-2355	PUMP DIAPHRAGM 1IN	\$510.00	\$187.00	\$77.00
2511	812-2360	PUMP DIAPHRAGM POLYPROPYLENE 1IN	\$420.00	\$145.00	\$63.00
2512	812-2370	PUMP DIAPHRAGM ALUM/CAST IRON 1IN	\$319.00	\$128.00	\$45.00
2513	812-2390	PUMP DIAPHRAGM POLYPROPYLENE 2IN	\$900.00	\$502.00	\$176.00
2514	812-2400	PUMP DIAPHRAGM SS 2IN	\$900.00	\$502.00	\$176.00
2515	812-2410	PUMP DIAPHRAGM ALUMINUM 2IN	\$338.00	\$191.00	\$72.00
2516	812-2415	PUMP DIAPHRAGM 3IN	\$525.00	\$230.00	\$86.00
2517	812-2430	PUMP DIAPHRAGM POLYPROPYLENE 3IN	\$1,200.00	\$616.00	\$198.00
2518	812-2440	PUMP DIAPHRAGM SS 3IN	\$1,200.00	\$616.00	\$198.00
2519	812-2450	PUMP DIAPHRAGM ALUMINUM 3IN	\$525.00	\$230.00	\$86.00
2520	813-2450	PUMP BOOSTER 7.5HP 2IN ELEC	\$596.00	\$234.00	\$86.00
2521	813-2460	PUMP BOOSTER 20HP 1-1/2IN ELEC	\$896.00	\$336.00	\$117.00
2522	813-2470	PUMP BOOSTER 15HP 2IN ELEC	\$956.00	\$361.00	\$126.00
2523	813-2500	PUMP BOOSTER 20HP 3IN ELEC	\$1,050.00	\$404.00	\$144.00
2524	813-2510	PUMP BOOSTER 30HP 3IN ELEC	\$1,125.00	\$446.00	\$162.00
2525	813-2520	PUMP BOOSTER 4IN ELEC	\$1,500.00	\$600.00	\$225.00
2526	813-2530	PUMP BOOSTER SEWAGE 50HP ELEC	\$2,835.00	\$1,071.00	\$378.00
2527	813-2540	PUMP SUBMERSIBLE SEWAGE 7.5HP	\$1,024.00	\$383.00	\$135.00
2528	813-2550	PUMP BOOSTER 5HP ELEC	\$596.00	\$234.00	\$86.00
2529	813-2560	PUMP BOOSTER 60HP 480V 2X4X9.5IN ELEC	\$1,800.00	\$701.00	\$266.00
2530	813-2570	PUMP BOOSTER 50HP 460V 2X4X9.5IN ELEC	\$1,800.00	\$701.00	\$266.00
2531	813-2590	PUMP BOOSTER SYSTEM VFD 460V	\$1,275.00	\$361.00	\$131.00
2532	813-2600	PUMP AGRICULTURE DRY PRIME 8X6 DSL	\$1,575.00	\$531.00	\$203.00
2533	813-2650	PUMP BOOSTER MED HEAD 4X4IN DSL	\$1,250.00	\$459.00	\$162.00
2534	813-2670	PUMP BOOSTER MED HEAD 6X4IN DSL	\$1,575.00	\$531.00	\$203.00
2535	814-1000	PUMP HYDRAULIC 10000 PSI FOR TOOLS AIR	\$1,145.00	\$434.00	\$113.00
2536	814-1002	PUMP HYDRAULIC 10000 PSI FOR TOOLS ELEC	\$1,145.00	\$434.00	\$113.00
2537	814-1005	PUMP HYDRAULIC SPLIT FLOW FOR LIFTING	\$1,200.00	\$340.00	\$113.00
2538	814-1050	GAUGE 1/4IN NPT 10000PSI LIQUID FILLED	\$32.00	\$10.00	\$5.00
2539	814-2610	POWER UNIT 10-14 HP HYD	\$1,220.00	\$446.00	\$120.00
2540	814-2620	POWER UNIT 15-20HP HYD	\$1,440.00	\$468.00	\$171.00
2541	814-2630	POWER UNIT 65HP HYD	\$2,080.00	\$680.00	\$285.00
2542	814-2633	POWER UNIT 68HP T4F HYD	\$2,400.00	\$765.00	\$293.00
2543	814-2640	POWER UNIT 162HP HYD	\$2,400.00	\$765.00	\$293.00
2544	814-2650	SLUDGEMASTER HYD	\$7,900.00	\$2,678.00	\$945.00



## HERC RENTALS - CONTRACT 2019000318-5

## EXHIBIT A.2 - 2022 GOLD PRICING

	Cat Class	Description	Month	Week	Day
2545	816-2680	PUMP FLOWMETER 10IN	\$553.00	\$204.00	\$72.00
2546	816-2682	PUMP FLOWMETER 12IN	\$553.00	\$204.00	\$72.00
2547	816-2688	PUMP FLOWMETER 18 IN	\$553.00	\$204.00	\$72.00
2548	816-2700	PUMP FLOWMETER 3IN	\$255.00	\$85.00	\$27.00
2549	816-2710	PUMP FLOWMETER 4IN	\$332.00	\$111.00	\$36.00
2550	816-2720	PUMP FLOWMETER 6IN	\$383.00	\$128.00	\$45.00
2551	816-2730	PUMP FLOWMETER 8IN	\$489.00	\$166.00	\$59.00
2552	816-2740	FLOW METER	\$115.00	\$38.00	\$14.00
2553	817-2750	PIPE MANIFOLD 12IN	\$553.00	\$276.00	\$135.00
2554	817-2760	PIPE MANIFOLD 18IN	\$638.00	\$315.00	\$153.00
2555	818-2810	PIPE PLUG MUNI 15-30IN	\$1,020.00	\$468.00	\$135.00
2556	818-2830	PIPE PLUG MUNI 24-48IN	\$1,921.00	\$638.00	\$225.00
2557	819-2850	HOSE ROAD CROSSING RAMP	\$765.00	\$293.00	\$113.00
2558	820-2860	ROAD CROSSING LAY FLAT 12IN	\$680.00	\$268.00	\$104.00
2559	820-2870	ROAD CROSSING PUMP DIVISION 12IN	\$638.00	\$191.00	\$99.00
2560	820-2880	ROAD CROSSING PUMP DIVISION 8IN	\$553.00	\$170.00	\$86.00
2561	820-2890	ROAD CROSSING PUMP DIVISION DB WIDE 12IN	\$1,075.00	\$383.00	\$122.00
2562	820-2900	ROAD CROSSING PUMP DIVISION 6IN	\$550.00	\$145.00	\$68.00
2563	821-2910	PUMP HEAD PONTOON HDPE 12IN HYD	\$473.00	\$266.00	\$100.00
2564	821-2920	PONTOON FLOAT SUBMERSIBLE STEEL 12IN	\$213.00	\$106.00	\$54.00
2565	821-2930	TANK WATER 10000 GAL	\$2,430.00	\$810.00	\$285.00
2566	821-2935	TANK BLADDER 317 GAL 250 PSI	\$720.00	\$315.00	\$143.00
2567	821-2950	PUMP DIVISION ENGINE 6 CYL DEUTZ	\$3,200.00	\$1,169.00	\$383.00
2568	821-2970	PUMP SEALED PRIME HIGH HEAD 5X4 DSL	\$4,800.00	\$1,743.00	\$585.00
2569	821-2980	PUMP BOOSTER 125HP 460V ELEC	\$5,130.00	\$1,778.00	\$665.00
2570	821-2990	VFD PANEL 5HP	\$608.00	\$221.00	\$81.00
2571	821-3020	FUSION MACHINE 2 - 8 IN	\$1,995.00	\$630.00	\$238.00
2572	821-3030	FUSION MACHINE 6 - 18 IN	\$8,070.00	\$2,760.00	\$981.00
2573	821-3055	PUMP MONITOR KIT MODEM W/SOLAR PANELS	\$189.00	\$91.00	\$48.00
2574	821-3105	DATA LOGGER FOR FUSION MACHINE	\$1,080.00	\$360.00	\$190.00
2575	902-1100	POINT F/TE-S DEMO HAMMER	\$63.00	\$21.00	\$7.00
2576	902-1105	NARROW CHISEL F/TE-S DEMO HAMMER	\$63.00	\$21.00	\$7.00
2577	902-1110	WIDE CHISEL F/TE-S DEMO HAMMER	\$79.00	\$27.00	\$9.00
2578	902-1140	FLEX BLADE HOLDER F/TE-S HAMMER	\$199.00	\$67.00	\$23.00
2579	902-5100	POINT F/BREAKER 1 SHANK	\$62.00	\$21.00	\$7.00
2580	902-5105	NARROW CHISEL F/BREAKER 1 SHANK	\$62.00	\$21.00	\$7.00
2581	902-5110	WIDE CHISEL F/BREAKER 1 SHANK	\$78.00	\$26.00	\$9.00
2582	902-5125	CLAY SPADE F/BREAKER 1 SHANK	\$79.00	\$27.00	\$9.00
2583	902-5200	POINT F/BREAKER 1-1/8 SHANK	\$78.00	\$26.00	\$9.00
2584	902-5205	NARROW CHISEL F/BREAKER 1-1/8 SHANK	\$78.00	\$26.00	\$9.00
2585	902-5210	WIDE CHISEL F/BREAKER 1-1/8 SHANK	\$78.00	\$26.00	\$9.00
2586	902-5215	ASPHALT CUTTER F/BREAKER 1-1/8 SHANK	\$94.00	\$32.00	\$11.00
2587	902-5225	CLAY SPADE F/BREAKER 1-1/8 SHANK	\$95.00	\$32.00	\$11.00
2588	902-5300	POINT F/BREAKER 1-1/4 SHANK	\$78.00	\$26.00	\$9.00
2589	902-5305	NARROW CHISEL F/BREAKER 1-1/4 SHANK	\$78.00	\$26.00	\$9.00
2590	902-5400	MOIL POINT F/RCS CHIPPER	\$62.00	\$21.00	\$7.00
2591	902-5405	NARROW CHISEL F/RCS CHIPPER	\$62.00	\$21.00	\$7.00
2592	902-5430	BUSHING TOOL F/RCS CHIPPER	\$125.00	\$42.00	\$14.00
2593	902-5505	NARROW CHISEL F/OCRS CHIPPER	\$65.00	\$22.00	\$7.00
2594	902-5850	POINT F/JUMBO RIVET BUSTER	\$63.00	\$21.00	\$7.00
2595	902-5855	CHISEL F/JUMBO RIVET BUSTER	\$63.00	\$21.00	\$7.00
2596	902-6100	EACH CARBIDE SLIDE ON STRIPSERT LT	\$156.00	\$53.00	\$18.00
2597	902-6102	EACH CARBIDE SLIDE ON STRIPSERT RT	\$156.00	\$53.00	\$18.00

## HERC RENTALS - CONTRACT 2019000318-5

## EXHIBIT A.2 - 2022 GOLD PRICING

	Cat Class	Description	Month	Week	Day
2598	902-6135	EACH DYMADOT DBL GRIND DOT PAD GRY 30GR	\$156.00	\$52.00	\$18.00
2599	902-6170	EACH DYMASEG GRIND SEG GRY 18GR	\$156.00	\$52.00	\$18.00
2600	902-6229	DIAMOND INSERTS F/FLOOR GRINDER	\$750.00	\$300.00	\$125.00
2601	902-6243	CARBIDE GRINDING HEAD 17	\$704.00	\$234.00	\$78.00
2602	902-6500	PRESSURE WASHER HOSE 3/8X50	\$34.00	\$12.00	\$4.00
2603	902-6508	TELESCOPING WASHER WAND TO 12 FT	\$160.00	\$55.00	\$20.00
2604	902-6517	COLD WATER PRESSURE WASHER GUN / WAND	\$49.00	\$16.00	\$5.00
2605	902-6533	ROTARY SURFACE CLEANER 18-20 W/O WHLS	\$275.00	\$93.00	\$32.00
2606	903-1000	DIAMOND HI SPD BLADE CONCRETE 12-16	\$197.00	\$66.00	\$23.00
2607	903-1010	DIAMOND HI SPD BLADE ASPHALT 12-16	\$197.00	\$66.00	\$23.00
2608	903-1050	DIAMOND ROAD SAW BLD CONCRETE 14-16	\$446.00	\$149.00	\$50.00
2609	903-1060	DIAMOND ROAD SAW BLD ASPHALT 14-16	\$437.00	\$148.00	\$50.00
2610	903-1070	DIAMOND ROAD SAW BLD CONCRETE 18-22	\$786.00	\$265.00	\$89.00
2611	903-1080	DIAMOND ROAD SAW BLD ASPHALT 18-22	\$786.00	\$265.00	\$89.00
2612	903-1090	DIAMOND ROAD SAW BLD CONCRETE 24-28	\$1,184.00	\$400.00	\$135.00
2613	903-1100	DIAMOND ROAD SAW BLD ASPHALT 24-28	\$1,215.00	\$405.00	\$135.00
2614	903-1110	DIAMOND ROAD SAW BLD CONCRETE 30-36	\$1,592.00	\$541.00	\$184.00
2615	903-1120	DIAMOND ROAD SAW BLD ASPHALT 30-36	\$1,592.00	\$541.00	\$184.00
2616	903-2070	DIAMOND CORE BIT 2	\$198.00	\$67.00	\$23.00
2617	903-2080	DIAMOND CORE BIT 2-1/2	\$198.00	\$67.00	\$23.00
2618	903-2085	DIAMOND CORE BIT 3	\$238.00	\$81.00	\$27.00
2619	903-2090	DIAMOND CORE BIT 3-1/2	\$239.00	\$81.00	\$28.00
2620	903-2095	DIAMOND CORE BIT 4	\$279.00	\$95.00	\$32.00
2621	903-2100	DIAMOND CORE BIT 4-1/2	\$280.00	\$96.00	\$33.00
2622	903-2110	DIAMOND CORE BIT 5	\$320.00	\$109.00	\$37.00
2623	903-2125	DIAMOND CORE BIT 6	\$476.00	\$162.00	\$55.00
2624	903-2150	DIAMOND CORE BIT 8	\$753.00	\$255.00	\$87.00
2625	903-2170	DIAMOND CORE BIT 10	\$1,025.00	\$347.00	\$117.00
2626	903-2180	DIAMOND CORE BIT 12	\$1,417.00	\$478.00	\$161.00
2627	904-0010	SKIDSTEER AUGER EXTENSION 24	\$177.00	\$63.00	\$21.00
2628	904-0020	SKIDSTEER AUGER EXTENSION 36	\$243.00	\$79.00	\$21.00
2629	904-0030	SKIDSTEER AUGER EXTENSION 48	\$228.00	\$82.00	\$23.00
2630	904-1015	SKIDSTEER AUGER BIT 6	\$279.00	\$113.00	\$33.00
2631	904-1025	SKIDSTEER AUGER BIT 9	\$235.00	\$108.00	\$30.00
2632	904-1035	SKIDSTEER AUGER BIT 12	\$263.00	\$126.00	\$35.00
2633	904-1050	SKIDSTEER AUGER BIT 16	\$218.00	\$84.00	\$26.00
2634	904-1055	SKIDSTEER AUGER BIT 18	\$292.00	\$140.00	\$39.00
2635	904-1065	SKIDSTEER AUGER BIT 24	\$337.00	\$143.00	\$45.00
2636	904-1070	SKIDSTEER AUGER BIT 30	\$383.00	\$167.00	\$51.00
2637	904-1075	SKIDSTEER AUGER BIT 36	\$477.00	\$201.00	\$64.00
2638	911-3325	JOHNSON BAR WHEELED PRY	\$100.00	\$40.00	\$15.00
2639	911-4631	PIPE MOUNTING CLAMP F/HACKSAW 4-12 PIPE	\$575.00	\$149.00	\$38.00
2640	911-6600	PUSH/PULL LAWN ROLLER 24	\$77.00	\$38.00	\$17.00
2641	911-8188	MANUAL REBAR CUTTER / BENDER 5/8 CAP	\$243.00	\$81.00	\$27.00
2642	912-0200	UNIV DIE HEAD F/535 & 300 1/8-2 RH NPT	\$97.00	\$32.00	\$11.00
2643	912-1500	ADJ PIPE STAND W/ V-HEAD	\$110.00	\$35.00	\$10.00
2644	912-1510	PIPE DOLLY	\$361.00	\$136.00	\$53.00
2645	912-1520	TRISTAND PIPE VISE	\$162.00	\$54.00	\$18.00
2646	912-3110	CABLE ROLLER FOR RIGTIGHT SYSTEM	\$28.00	\$11.00	\$5.00
2647	912-3200	STRAIGHT CABLE ROLLER F/12-18 TRAY	\$21.00	\$9.00	\$3.00
2648	912-3202	STRAIGHT CABLE ROLLER F/20-24 TRAY	\$21.00	\$9.00	\$3.00
2649	912-3204	STRAIGHT CABLE ROLLER F/24-30 TRAY	\$60.00	\$28.00	\$13.00
2650	912-3206	STRAIGHT CABLE ROLLER F/30-36 TRAY	\$60.00	\$28.00	\$13.00

## HERC RENTALS - CONTRACT 2019000318-5

## EXHIBIT A.2 - 2022 GOLD PRICING

	Cat Class	Description	Month	Week	Day
2651	912-3212	RADIUS CABLE ROLLER F/20-24 TRAY	\$21.00	\$9.00	\$3.00
2652	912-3214	RADIUS CABLE ROLLER F/24-30 TRAY	\$60.00	\$28.00	\$13.00
2653	912-3232	CONVEYOR PULLING SHEAVE W/8 ROLLERS 36	\$258.00	\$86.00	\$28.00
2654	912-3234	CONVEYOR PULLING SHEAVE W/10 ROLLER 48	\$175.00	\$58.00	\$18.00
2655	912-3246	TRAY SHEAVE 658 STYLE 12IN	\$68.00	\$23.00	\$8.00
2656	912-3248	TRIPLE SHEAVE CABLE GUIDE WITH HOOK	\$135.00	\$45.00	\$22.00
2657	912-4000	SKY WELDER, 280A	\$359.00	\$149.00	\$68.00
2658	912-4500	WELDING CABLE EXTENSION 1/0X50	\$74.00	\$34.00	\$15.00
2659	912-4503	WELDING CABLE EXTENSION 1/0X100	\$167.00	\$86.00	\$32.00
2660	912-4506	WELDING CABLE W/ GROUND CLAMP 1/0X50	\$63.00	\$28.00	\$12.00
2661	912-4509	WELDING CABLE W/ GROUND CLAMP 1/0X100	\$112.00	\$49.00	\$22.00
2662	912-4530	WELDING CABLE EXTENSION 2/0X50	\$68.00	\$30.00	\$14.00
2663	912-4533	WELDING CABLE EXTENSION 2/0X100	\$113.00	\$52.00	\$21.00
2664	912-4536	WELDING CABLE W/ GROUND CLAMP 2/0X50	\$65.00	\$30.00	\$14.00
2665	912-4542	WELDING CABLE WHIP W/GRND CLAMP 2/0	\$35.00	\$18.00	\$10.00
2666	912-4545	WELDING CABLE W/ ROD HOLDER 2/0X50	\$66.00	\$30.00	\$14.00
2667	912-4551	WELDING CABLE WHIP W/ROD HLDR 2/0	\$46.00	\$24.00	\$13.00
2668	912-4604	REMOTE OUTPUT CONTROL 14 PIN X 100	\$82.00	\$42.00	\$21.00
2669	912-4658	WELDER INVERTER CST RACK F/8 PACK	\$176.00	\$68.00	\$27.00
2670	912-5254	MANUAL FLANGE SPREADER 150# 2-20	\$70.00	\$25.00	\$10.00
2671	913-1006	CONTAINMENT BERM 4X4	\$100.00	\$35.00	\$15.00
2672	913-1012	CONTAINMENT BERM 6X6	\$275.00	\$100.00	\$40.00
2673	913-1015	CONTAINMENT BERM 6X8	\$275.00	\$100.00	\$40.00
2674	913-1016	CONTAINMENT BERM 6X10	\$275.00	\$100.00	\$40.00
2675	913-1018	CONTAINMENT BERM 6X14	\$275.00	\$100.00	\$40.00
2676	913-1021	CONTAINMENT BERM 7X11	\$275.00	\$100.00	\$40.00
2677	913-1022	CONTAINMENT BERM 7X14	\$275.00	\$100.00	\$40.00
2678	913-1023	CONTAINMENT BERM 7X13	\$275.00	\$100.00	\$40.00
2679	913-1024	CONTAINMENT BERM 8X8	\$300.00	\$110.00	\$45.00
2680	913-1027	CONTAINMENT BERM 8X10	\$300.00	\$110.00	\$45.00
2681	913-1030	CONTAINMENT BERM 8X12	\$300.00	\$110.00	\$45.00
2682	913-1031	CONTAINMENT BERM 8X14	\$300.00	\$110.00	\$45.00
2683	913-1033	CONTAINMENT BERM 8X16	\$300.00	\$110.00	\$45.00
2684	913-1036	CONTAINMENT BERM 9X12	\$300.00	\$110.00	\$45.00
2685	913-1037	CONTAINMENT BERM 9X18	\$300.00	\$110.00	\$45.00
2686	913-1039	CONTAINMENT BERM 10X10	\$450.00	\$165.00	\$65.00
2687	913-1042	CONTAINMENT BERM 10X12	\$450.00	\$165.00	\$65.00
2688	913-1045	CONTAINMENT BERM 10X14	\$450.00	\$165.00	\$65.00
2689	913-1048	CONTAINMENT BERM 10X20	\$450.00	\$165.00	\$65.00
2690	913-1051	CONTAINMENT BERM 12X12	\$450.00	\$165.00	\$65.00
2691	913-1054	CONTAINMENT BERM 12X16	\$450.00	\$165.00	\$65.00
2692	913-1057	CONTAINMENT BERM 12X20	\$600.00	\$220.00	\$90.00
2693	913-1060	CONTAINMENT BERM 12X25	\$600.00	\$220.00	\$90.00
2694	913-1065	CONTAINMENT BERM 12X36	\$750.00	\$280.00	\$110.00
2695	913-1068	CONTAINMENT BERM 12X50	\$750.00	\$280.00	\$110.00
2696	913-1508	DIESEL EXHST SCRUBBER 91HP AND ABOVE	\$389.00	\$182.00	\$71.00
2697	913-2208	TRUCK TOOLBOX FUEL TANK COMBO 70-100 GAL	\$113.00	\$97.00	\$88.00
2698	913-2236	FUEL TANK 500 GALLON	\$692.00	\$236.00	\$87.00
2699	913-2250	PROPANE TANK 5 GAL/20#	\$67.00	\$31.00	\$13.00
2700	913-2252	PROPANE TANK 7 GAL/30#	\$65.00	\$35.00	\$15.00
2701	913-2254	FORKLIFT PROPANE TANK 8 GAL/33#	\$80.00	\$39.00	\$13.00
2702	913-2256	PROPANE TANK 10 GAL/40#	\$89.00	\$44.00	\$18.00
2703	913-2260	PROPANE TANK 25 GAL/100#	\$89.00	\$44.00	\$13.00

## HERC RENTALS - CONTRACT 2019000318-5

## EXHIBIT A.2 - 2022 GOLD PRICING

	Cat Class	Description	Month	Week	Day
2704	913-2512	WORKSTATION PORTABLE	\$321.00	\$112.00	\$25.00
2705	913-2550	TRUCK ACCESSORY/UTILITY RACK	\$115.00	\$49.00	\$23.00
2706	913-2560	PICK UP TRUCK CAP/COVER	\$128.00	\$54.00	\$28.00
2707	913-2630	HOSE & PIPE STORAGE RACK	\$98.00	\$41.00	\$18.00
2708	913-2700	GPS EQUIPPED BASIC SERVICE	\$87.00	\$29.00	\$19.00
2709	913-2720	PUMP MONITOR KIT: MODEM/SOLAR PANL	\$189.00	\$91.00	\$46.00
2710	913-3052	SAFETY HARNESS & LANYARD KIT	\$123.00	\$44.00	\$22.00
2711	913-3060	ZIP WALL PACKAGE 4X12 POLES/2 ZIPPER	\$70.00	\$35.00	\$20.00
2712	913-3070	EYEWASH STATION	\$356.00	\$122.00	\$41.00
2713	913-3415	TRAFFIC SIGN ROAD WORK AHEAD	\$111.00	\$55.00	\$19.00
2714	913-3478	TRAFFIC SIGN SIDEWALK CLOSED	\$131.00	\$66.00	\$22.00
2715	913-3703	REFL TRAFFIC BARRICADE W/O FLASHER 24	\$34.00	\$16.00	\$8.00
2716	913-3704	REFL TRAFFIC BARRICADE W/FLASHER 24	\$38.00	\$19.00	\$11.00
2717	913-3712	REFL TRAFFIC DELINEATOR W/BASE 42	\$22.00	\$11.00	\$5.00
2718	913-3747	TRAFFIC CONE	\$18.00	\$9.00	\$4.00
2719	913-3760	WATER FILLED TRAFFIC BARRICADE ORANGE	\$116.00	\$46.00	\$23.00
2720	913-3762	WATER FILLED TRAFFIC BARRICADE WHITE	\$93.00	\$32.00	\$11.00
2721	913-3766	WATER/CABLE TRAFFIC TL1/TL2 BARRICADE OR	\$116.00	\$46.00	\$23.00
2722	913-3767	WATER/CABLE TRAFFIC TL1/TL2 BARRICADE WH	\$160.00	\$55.00	\$25.00
2723	913-3770	PEDESTRIAN BARRICADE ADA ORG 72X38	\$80.00	\$25.00	\$10.00
2724	913-3771	PEDESTRIAN BARRICADE ADA WHT 72X38	\$80.00	\$25.00	\$10.00
2725	913-3780	WATER BARRICADE FENCE PANEL 4X6	\$50.00	\$20.00	\$5.00
2726	913-3782	WATER BARRICADE SINGLE GATE 6X6 COMPLETE	\$70.00	\$25.00	\$10.00
2727	913-3830	CROWD CONTROL BARRICADE 48X8	\$68.00	\$23.00	\$10.00
2728	913-3850	TOW BAR F/ARCHER VEHICLE BARRICADE	\$270.00	\$90.00	\$18.00
2729	913-3852	ARRESTOR CABLE F/ARCHER BARRIER 4	\$135.00	\$50.00	\$10.00
2730	913-3854	ARRESTOR CABLE F/ARCHER BARRIER 10	\$360.00	\$115.00	\$22.00
2731	913-3860	NOISE REDUCTION WALL PANEL 81X52IN	\$55.00	\$20.00	\$10.00
2732	913-4004	COMBINATION HITCH PINTLE & 2 BALL	\$77.00	\$37.00	\$13.00
2733	913-4006	COMBINATION HITCH PINTLE & 2-5/16 BALL	\$77.00	\$30.00	\$13.00
2734	913-4106	TIE DOWN BINDER CHAIN G7 3/8 10-16	\$57.00	\$24.00	\$10.00
2735	913-4110	TIE DOWN BINDER CHAIN G7 3/8X20	\$27.00	\$15.00	\$8.00
2736	913-4122	RATCHET LOAD BINDER F/3/8-1/2 CHAIN	\$38.00	\$19.00	\$9.00
2737	913-4502	ROAD PLATE 5X8	\$632.00	\$210.00	\$106.00
2738	913-4504	ROAD PLATE 5X10	\$363.00	\$136.00	\$52.00
2739	913-4508	ROAD PLATE 8X10	\$365.00	\$130.00	\$46.00
2740	913-4516	ROAD PLATE 8X20	\$697.00	\$252.00	\$101.00
2741	913-5130	LED AREA LIGHT W/TRIPOD	\$373.00	\$124.00	\$41.00
2742	913-5134	LED WORK LIGHT W/TRIPOD DUAL HEAD	\$167.00	\$81.00	\$41.00
2743	913-5152	EXP PRF LED AREA LIGHT 75W 120V	\$675.00	\$270.00	\$90.00
2744	913-5210	TEMPORARY LIGHT STRING 50	\$75.00	\$30.00	\$12.00
2745	913-5212	TEMPORARY LIGHT STRING 100	\$166.00	\$78.00	\$26.00
2746	913-6000	TEMPORARY WALL ACCESSORY CART	\$173.00	\$86.00	\$86.00
2747	913-6005	TEMPORARY WALL MOBILITY CART	\$120.00	\$60.00	\$60.00
2748	913-6010	TEMPORARY WALL RIGHT SIDE INTERFACE	\$68.00	\$34.00	\$34.00
2749	913-6015	TEMPORARY WALL LEFT SIDE INTERFACE	\$68.00	\$34.00	\$34.00
2750	913-6020	TEMPORARY WALL FLEXIBLE CORNER	\$53.00	\$26.00	\$26.00
2751	913-6025	TEMPORARY WALL FILLER PANEL KIT	\$38.00	\$19.00	\$19.00
2752	913-6035	HINGED DOOR MODULE 42 IN	\$374.00	\$188.00	\$188.00
2753	913-6040	SLIDING DOOR MODULE 42 IN	\$449.00	\$224.00	\$224.00
2754	913-6050	TEMPORARY WALL MODULE 12 IN	\$120.00	\$60.00	\$60.00
2755	913-6055	TEMPORARY WALL MODULE 18 IN	\$135.00	\$68.00	\$68.00
2756	913-6060	TEMPORARY WALL MODULE 24 IN	\$150.00	\$75.00	\$75.00

## HERC RENTALS - CONTRACT 2019000318-5

## EXHIBIT A.2 - 2022 GOLD PRICING

	Cat Class	Description	Month	Week	Day
2757	913-6065	TEMPORARY WALL MODULE 32 IN	\$158.00	\$79.00	\$79.00
2758	913-6070	TEMPORARY WALL MODULE 42 IN	\$180.00	\$90.00	\$90.00
2759	913-6075	SINGLE ROOM PRESSURE MONITOR	\$209.00	\$105.00	\$105.00
2760	913-6080	NEGATIVE AIR MGMT PANEL 24 IN	\$195.00	\$98.00	\$98.00
2761	920-1003	INCREASER / REDUCER 3X2	\$34.00	\$14.00	\$7.00
2762	920-1009	INCREASER / REDUCER 4X3	\$63.00	\$23.00	\$10.00
2763	920-1024	INCREASER / REDUCER 6X3	\$144.00	\$49.00	\$17.00
2764	920-1027	INCREASER / REDUCER 6X4	\$165.00	\$56.00	\$19.00
2765	920-1039	INCREASER / REDUCER 8X6	\$31.00	\$26.00	\$23.00
2766	920-1054	INCREASER / REDUCER 10X8	\$153.00	\$55.00	\$19.00
2767	920-1066	INCREASER / REDUCER 12X6	\$188.00	\$63.00	\$57.00
2768	920-1069	INCREASER / REDUCER 12X8	\$209.00	\$70.00	\$24.00
2769	920-1072	INCREASER / REDUCER 12X10	\$208.00	\$69.00	\$24.00
2770	920-1095	INCREASER / REDUCER 14X12	\$70.00	\$24.00	\$8.00
2771	920-1115	INCREASER / REDUCER 16X12	\$342.00	\$119.00	\$41.00
2772	920-1130	INCREASER / REDUCER 18X12	\$107.00	\$37.00	\$18.00
2773	920-1159	INCREASER / REDUCER 20X18	\$291.00	\$98.00	\$33.00
2774	920-2018	PIPE 90 DEG ELL 4 IN BY VARIOUS OUTPUT	\$26.00	\$11.00	\$6.00
2775	920-2024	PIPE 90 DEG ELL 6 IN BY VARIOUS OUTPUT	\$42.00	\$18.00	\$10.00
2776	920-2028	PIPE 45 DEG ELL 8 IN BY VARIOUS OUTPUT	\$29.00	\$27.00	\$26.00
2777	920-2030	PIPE 90 DEG ELL 8 IN BY VARIOUS OUTPUT	\$98.00	\$43.00	\$25.00
2778	920-2036	PIPE 90 DEG ELL 10 IN BY VARIOUS OUTPUT	\$193.00	\$65.00	\$23.00
2779	920-2040	PIPE 45 DEG ELL 12 IN BY VARIOUS OUTPUT	\$94.00	\$78.00	\$73.00
2780	920-2042	PIPE 90 DEG ELL 12 IN BY VARIOUS OUTPUT	\$235.00	\$78.00	\$27.00
2781	920-2109	PIPE TEE 4 IN BY VARIOUS OUTPUT	\$99.00	\$34.00	\$13.00
2782	920-2112	PIPE TEE 6 IN BY VARIOUS OUTPUT	\$82.00	\$29.00	\$11.00
2783	920-2115	PIPE TEE 8 IN BY VARIOUS OUTPUT	\$106.00	\$35.00	\$13.00
2784	920-2121	PIPE TEE 12 IN BY VARIOUS OUTPUT	\$260.00	\$253.00	\$253.00
2785	920-2168	PIPE WYE 12 IN BY VARIOUS OUTPUT	\$140.00	\$53.00	\$22.00
2786	920-2334	PIPE ADAPTER 6 FLANGE X F NPT	\$116.00	\$39.00	\$14.00
2787	920-2340	PIPE ADAPTER 8 FLANGE X F BAUER	\$29.00	\$25.00	\$22.00
2788	920-2341	PIPE ADAPTER 8 FLANGE X M BAUER	\$30.00	\$26.00	\$23.00
2789	920-2772	PIPE ADAPTER 4 F CAM X F NPT TYPE D	\$37.00	\$14.00	\$6.00
2790	920-3309	SUCTION HOSE STRAINER 4	\$164.00	\$56.00	\$19.00
2791	920-3312	SUCTION HOSE STRAINER 6	\$64.00	\$35.00	\$21.00
2792	920-3315	SUCTION HOSE STRAINER 8	\$137.00	\$47.00	\$16.00
2793	920-3509	WATER PIPE / HOSE MANIFOLD 4	\$271.00	\$91.00	\$32.00
2794	920-3512	WATER PIPE / HOSE MANIFOLD 6	\$336.00	\$127.00	\$43.00
2795	920-3515	WATER PIPE / HOSE MANIFOLD 8	\$425.00	\$136.00	\$46.00
2796	920-3521	WATER PIPE / HOSE MANIFOLD 12	\$637.00	\$229.00	\$93.00
2797	920-3610	PUMP CONTROL PANEL AUTOMATIC	\$163.00	\$54.00	\$18.00
2798	920-3620	PUMP CONTROL PANEL MANUAL	\$113.00	\$38.00	\$14.00
2799	920-3640	WATER PUMP FLOAT SWITCH SINGLE	\$41.00	\$14.00	\$5.00
2800	920-3650	SUBMERSIBLE PUMP RAFT	\$341.00	\$111.00	\$38.00
2801	920-3680	MAGNETIC GPM FLOW METER INDICATOR/TOTAL	\$510.00	\$170.00	\$57.00
2802	920-4215	GATE VALVE 4	\$138.00	\$91.00	\$32.00
2803	920-4220	GATE VALVE 6	\$254.00	\$86.00	\$29.00
2804	920-4225	GATE VALVE 8	\$153.00	\$58.00	\$22.00
2805	920-4230	GATE VALVE 10	\$121.00	\$41.00	\$35.00
2806	920-4235	GATE VALVE 12	\$130.00	\$44.00	\$16.00
2807	920-4340	CHECK VALVE 8	\$77.00	\$26.00	\$9.00
2808	920-4406	FLANGED BLEEDER VALVE 6	\$56.00	\$24.00	\$14.00
2809	920-6003	KANAFLEX SUCTION HOSE CAM CPLNG 2X20	\$65.00	\$22.00	\$8.00



## HERC RENTALS - CONTRACT 2019000318-5

## EXHIBIT A.2 - 2022 GOLD PRICING

	Cat Class	Description	Month	Week	Day
2810	920-6006	KANAFLEX SUCTION HOSE CAM CPLNG 3X20	\$82.00	\$28.00	\$10.00
2811	920-6009	KANAFLEX SUCTION HOSE CAM CPLNG 4X20	\$114.00	\$39.00	\$13.00
2812	920-6011	KANAFLEX SUCTION HOSE CAM CPLNG 6X10	\$176.00	\$63.00	\$23.00
2813	920-6012	KANAFLEX SUCTION HOSE CAM CPLNG 6X20	\$285.00	\$108.00	\$43.00
2814	920-6014	KANAFLEX SUCTION HOSE CAM CPLNG 8X10	\$320.00	\$106.00	\$37.00
2815	920-6015	KANAFLEX SUCTION HOSE CAM CPLNG 8X20	\$485.00	\$170.00	\$55.00
2816	920-6029	KANAFLEX SUCTION HOSE BAUER CPLNG 4X20	\$175.00	\$59.00	\$20.00
2817	920-6032	KANAFLEX SUCTION HOSE BAUER CPLNG 6X20	\$293.00	\$97.00	\$34.00
2818	920-6035	KANAFLEX SUCTION HOSE BAUER CPLNG 8X20	\$432.00	\$176.00	\$81.00
2819	920-6040	KANAFLEX SUCTION HOSE BAUER CPLNG 12X10	\$446.00	\$150.00	\$51.00
2820	920-6041	KANAFLEX SUCTION HOSE BAUER CPLNG 12X20	\$828.00	\$276.00	\$94.00
2821	920-6203	PVC SUCTION HOSE CAM CPLNG 2X20	\$79.00	\$40.00	\$15.00
2822	920-6206	PVC SUCTION HOSE CAM CPLNG 3X20	\$115.00	\$51.00	\$20.00
2823	920-6209	PVC SUCTION HOSE CAM CPLNG 4X20	\$118.00	\$57.00	\$27.00
2824	920-6212	PVC SUCTION HOSE CAM CPLNG 6X20	\$156.00	\$54.00	\$18.00
2825	920-6400	RUBBER SUCTION HOSE CAM CPLNG 1X20	\$69.00	\$35.00	\$13.00
2826	920-6403	RUBBER SUCTION HOSE CAM CPLNG 2X20	\$77.00	\$38.00	\$17.00
2827	920-6406	RUBBER SUCTION HOSE CAM CPLNG 3X20	\$102.00	\$51.00	\$20.00
2828	920-6409	RUBBER SUCTION HOSE CAM CPLNG 4X20	\$538.00	\$180.00	\$61.00
2829	920-6411	RUBBER SUCTION HOSE CAM CPLNG 6X10	\$192.00	\$95.00	\$36.00
2830	920-6412	RUBBER SUCTION HOSE CAM CPLNG 6X20	\$262.00	\$127.00	\$56.00
2831	920-6429	RUBBER SUCTION HOSE BAUER CPLNG 4X20	\$413.00	\$138.00	\$46.00
2832	920-6432	RUBBER SUCTION HOSE BAUER CPLNG 6X20	\$225.00	\$99.00	\$49.00
2833	920-6434	RUBBER SUCTION HOSE BAUER CPLNG 8X10	\$245.00	\$121.00	\$62.00
2834	920-6435	RUBBER SUCTION HOSE BAUER CPLNG 8X20	\$537.00	\$188.00	\$95.00
2835	920-6437	RUBBER SUCTION HOSE BAUER CPLNG 10X10	\$539.00	\$188.00	\$95.00
2836	920-6440	RUBBER SUCTION HOSE BAUER CPLNG 12X10	\$367.00	\$136.00	\$56.00
2837	920-6482	RUBBER SUCTION HOSE VICT CPLNG 6X20	\$51.00	\$18.00	\$6.00
2838	920-6515	RUBBER SUCTION HOSE FLNG CPLNG 8X20	\$356.00	\$135.00	\$54.00
2839	920-6518	RUBBER SUCTION HOSE FLNG CPLNG 10X20	\$585.00	\$207.00	\$81.00
2840	920-6521	RUBBER SUCTION HOSE FLNG CPLNG 12X20	\$702.00	\$248.00	\$97.00
2841	920-6530	RUBBER SUCTION HOSE FLNG CPLNG 16X20	\$1,215.00	\$405.00	\$135.00
2842	920-6616	COMPOSITE DISCHARGE HOSE W/FLANGE 3X20	\$90.00	\$32.00	\$9.00
2843	920-6623	COMPOSITE DISCHARGE HOSE W/FLANGE 4X10	\$234.00	\$77.00	\$25.00
2844	920-6626	COMPOSITE DISCHARGE HOSE W/FLANGE 4X20	\$498.00	\$166.00	\$55.00
2845	920-6636	COMPOSITE DISCHARGE HOSE W/FLANGE 6X20	\$565.00	\$191.00	\$66.00
2846	920-6643	COMPOSITE DISCHARGE HOSE W/FLANGE 8X10	\$532.00	\$267.00	\$135.00
2847	920-6646	COMPOSITE DISCHARGE HOSE W/FLANGE 8X20	\$610.00	\$208.00	\$71.00
2848	920-6657	COMPOSITE DISCHARGE HOSE W/FLANGE 10X20	\$428.00	\$149.00	\$54.00
2849	920-6663	COMPOSITE DISCHARGE HOSE W/FLANGE 12X10	\$365.00	\$122.00	\$41.00
2850	920-6666	COMPOSITE DISCHARGE HOSE W/FLANGE 12X20	\$648.00	\$216.00	\$108.00
2851	920-6803	CANVAS FIRE HOSE 1-1/2X50	\$64.00	\$22.00	\$7.00
2852	920-6818	CANVAS FIRE HOSE 2-1/2X50	\$97.00	\$33.00	\$11.00
2853	920-6827	CANVAS FIRE HOSE 3X50	\$57.00	\$30.00	\$13.00
2854	920-7004	CHEMICAL HOSE W/SSTL CAMLOCK 1X20	\$150.00	\$50.00	\$18.00
2855	920-7014	CHEMICAL HOSE W/SSTL CAMLOCK 2X20	\$200.00	\$65.00	\$22.00
2856	920-7024	CHEMICAL HOSE W/SSTL CAMLOCK 3X20	\$250.00	\$70.00	\$25.00
2857	920-7034	CHEMICAL HOSE W/SSTL CAMLOCK 4X20	\$300.00	\$100.00	\$40.00
2858	920-7044	CHEMICAL HOSE W/SSTL CAMLOCK 6X20	\$350.00	\$120.00	\$45.00
2859	920-7054	CHEMICAL HOSE W/SSTL FLANGE 2X20	\$312.00	\$110.00	\$37.00
2860	920-7065	CHEMICAL HOSE W/SSTL FLANGE 3X20	\$459.00	\$154.00	\$53.00
2861	920-7074	CHEMICAL HOSE W/SSTL FLANGE 4X20	\$573.00	\$191.00	\$64.00
2862	920-7084	CHEMICAL HOSE W/SSTL FLANGE 6X20	\$672.00	\$225.00	\$74.00

## HERC RENTALS - CONTRACT 2019000318-5

## EXHIBIT A.2 - 2022 GOLD PRICING

	Cat Class	Description	Month	Week	Day
2863	920-7103	ORAFLEX DISCHARGE HOSE CAM CPLNG 2X50	\$101.00	\$43.00	\$19.00
2864	920-7106	ORAFLEX DISCHARGE HOSE CAM CPLNG 3X50	\$161.00	\$61.00	\$21.00
2865	920-7109	ORAFLEX DISCHARGE HOSE CAM CPLNG 4X50	\$145.00	\$58.00	\$23.00
2866	920-7118	ORAFLEX DISCHARGE HOSE CAM CPLNG 6X50	\$258.00	\$98.00	\$39.00
2867	920-7121	ORAFLEX DISCHARGE HOSE CAM CPLNG 8X50	\$674.00	\$248.00	\$89.00
2868	920-7129	ORAFLEX DISCHARGE HOSE BAUER CPLNG 4X50	\$135.00	\$68.00	\$45.00
2869	920-7132	ORAFLEX DISCHARGE HOSE BAUER CPLNG 6X50	\$180.00	\$108.00	\$54.00
2870	920-7135	ORAFLEX DISCHARGE HOSE BAUER CPLNG 8X50	\$497.00	\$190.00	\$77.00
2871	920-7218	ORAFLEX DISCHARGE HOSE FLNG CPLNG 10X50	\$392.00	\$140.00	\$52.00
2872	920-7303	PVC DISCHARGE HOSE CAM CPLNG 2X50	\$63.00	\$21.00	\$7.00
2873	920-7306	PVC DISCHARGE HOSE CAM CPLNG 3X50	\$96.00	\$32.00	\$11.00
2874	920-7309	PVC DISCHARGE HOSE CAM CPLNG 4X50	\$143.00	\$48.00	\$16.00
2875	920-7312	PVC DISCHARGE HOSE CAM CPLNG 6X50	\$313.00	\$147.00	\$58.00
2876	920-7341	PVC DISCHARGE HOSE BAUER CPLNG 12X50	\$805.00	\$268.00	\$90.00
2877	920-7402	RUBBER DISCHARGE HOSE CAM CPLNG 2X25	\$41.00	\$20.00	\$11.00
2878	920-7403	RUBBER DISCHARGE HOSE CAM CPLNG 2X50	\$71.00	\$33.00	\$15.00
2879	920-7406	RUBBER DISCHARGE HOSE CAM CPLNG 3X50	\$83.00	\$31.00	\$14.00
2880	920-7408	RUBBER DISCHARGE HOSE CAM CPLNG 4X25	\$79.00	\$33.00	\$13.00
2881	920-7409	RUBBER DISCHARGE HOSE CAM CPLNG 4X50	\$154.00	\$66.00	\$28.00
2882	920-7412	RUBBER DISCHARGE HOSE CAM CPLNG 6X50	\$369.00	\$150.00	\$71.00
2883	920-7435	RUBBER DISCHARGE HOSE BAUER CPLNG 8X50	\$331.00	\$126.00	\$53.00
2884	920-7455	RUBBER DISCHARGE HOSE PIN CPLNG 3X25	\$59.00	\$22.00	\$9.00
2885	920-7515	RUBBER DISCHARGE HOSE FLNG CPLNG 8X50	\$968.00	\$324.00	\$108.00
2886	920-7518	RUBBER DISCHARGE HOSE FLNG CPLNG 10X50	\$989.00	\$323.00	\$109.00
2887	920-7521	RUBBER DISCHARGE HOSE FLNG CPLNG 12X50	\$1,620.00	\$540.00	\$180.00
2888	920-7705	OIL SUCT/DISCH HOSE FLNG CPLNG 2X20	\$342.00	\$115.00	\$39.00
2889	920-7715	OIL SUCT/DISCH HOSE FLNG CPLNG 3X20	\$389.00	\$130.00	\$42.00
2890	920-7720	OIL SUCT/DISCH HOSE 4XSPECIAL LE	\$391.00	\$132.00	\$45.00
2891	920-7725	OIL SUCT/DISCH HOSE FLNG CPLNG 4X20	\$225.00	\$120.00	\$60.00
2892	920-7735	OIL SUCT/DISCH HOSE FLNG CPLNG 6X20	\$400.00	\$190.00	\$63.00
2893	920-7745	OIL SUCT/DISCH HOSE FLNG CPLNG 8X20	\$500.00	\$214.00	\$72.00
2894	920-7755	OIL SUCT/DISCH HOSE FLNG CPLNG 10X20	\$600.00	\$275.00	\$92.00
2895	920-7762	OIL SUCT/DISCH HOSE FLNG CPLNG 12X10	\$700.00	\$317.00	\$107.00
2896	920-7765	OIL SUCT/DISCH HOSE FLNG CPLNG 12X20	\$1,029.00	\$343.00	\$115.00
2897	920-7772	OIL SUCT/DISCH HOSE FLNG CPLNG 14X10	\$1,031.00	\$345.00	\$115.00
2898	920-7903	STAINLESS STEEL HOSE MNPT CPLNG 3/4X50	\$101.00	\$34.00	\$11.00
2899	920-7905	STAINLESS STEEL HOSE 1X20	\$88.00	\$44.00	\$16.00
2900	920-7910	STAINLESS STEEL HOSE 1X50	\$161.00	\$65.00	\$26.00
2901	920-7915	STAINLESS STEEL HOSE 2X20	\$321.00	\$109.00	\$37.00
2902	920-7916	STAINLESS STEEL HOSE 2X20 W/300# FLNG	\$365.00	\$122.00	\$41.00
2903	920-7925	STAINLESS STEEL HOSE 3X20	\$385.00	\$128.00	\$42.00
2904	920-7933	STAINLESS STEEL HOSE 4X10	\$212.00	\$71.00	\$23.00
2905	920-7935	STAINLESS STEEL HOSE 4X20	\$494.00	\$165.00	\$55.00
2906	920-7943	STAINLESS STEEL HOSE 6X10	\$608.00	\$203.00	\$68.00
2907	920-7945	STAINLESS STEEL HOSE 6X20	\$654.00	\$220.00	\$73.00
2908	920-7955	STAINLESS STEEL HOSE 8X20	\$791.00	\$265.00	\$92.00
2909	920-7975	STAINLESS STEEL HOSE 12X20	\$844.00	\$290.00	\$96.00
2910	920-8144	HYDRAULIC HOSE 1X50	\$317.00	\$106.00	\$36.00
2911	920-8154	HYDRAULIC HOSE 1-1/4X50	\$220.00	\$75.00	\$25.00
2912	920-8164	HYDRAULIC HOSE 1-1/2X50	\$281.00	\$93.00	\$33.00
2913	920-8225	CARBON STEEL HOSE W/FLANGE 6X20	\$322.00	\$165.00	\$83.00
2914	920-8230	CARBON STEEL HOSE W/FLANGE 8X20	\$419.00	\$216.00	\$108.00
2915	920-8458	RUBBER WATER HOSE W/GH FTGS 3/4X50	\$48.00	\$16.00	\$5.00

## HERC RENTALS - CONTRACT 2019000318-5

## EXHIBIT A.2 - 2022 GOLD PRICING

	Cat Class	Description	Month	Week	Day
2916	920-9012	SINGLE SIZE TEST PIPE PLUG 8	\$35.00	\$14.00	\$4.00
2917	920-9024	SINGLE SIZE TEST PIPE PLUG 24	\$720.00	\$239.00	\$81.00
2918	920-9062	MULTI SIZE TEST BALL UP TO 12	\$453.00	\$150.00	\$53.00
2919	920-9066	MULTI SIZE TEST BALL UP TO 18	\$495.00	\$165.00	\$56.00
2920	920-9068	MULTI SIZE TEST BALL UP TO 24	\$168.00	\$57.00	\$20.00
2921	920-9072	MULTI SIZE TEST BALL UP TO 36	\$162.00	\$60.00	\$21.00
2922	920-9074	MULTI SIZE TEST BALL UP TO 48	\$2,363.00	\$788.00	\$239.00
2923	920-9162	TEST BALL LIFT LINE W/HOSE & GAUGES	\$284.00	\$95.00	\$32.00
2924	921-1088	PCS OF ALUM PIPE 8X40 VICTAULIC	\$414.00	\$203.00	\$70.00
2925	921-1128	PCS OF ALUM PIPE 12X40 VICTAULIC	\$531.00	\$266.00	\$86.00
2926	921-1518	PCS OF CERTALOK PVC PIPING 6X20	\$13.00	\$13.00	\$5.00
2927	921-1568	PCS OF CERTALOK PVC PIPING 12X20	\$38.00	\$19.00	\$14.00
2928	921-1814	FT OF FUSEABLE HDPE PIPE 8	\$7.00	\$3.00	\$3.00
2929	921-1816	FT OF FUSEABLE HDPE PIPE 10	\$7.00	\$3.00	\$3.00
2930	921-1818	FT OF FUSEABLE HDPE PIPE 12	\$7.00	\$3.00	\$3.00
2931	921-1820	FT OF FUSEABLE HDPE PIPE 14	\$7.00	\$3.00	\$3.00
2932	921-1822	FT OF FUSEABLE HDPE PIPE 16	\$7.00	\$3.00	\$3.00
2933	921-1824	FT OF FUSEABLE HDPE PIPE 18	\$7.00	\$3.00	\$3.00
2934	921-1826	FT OF FUSEABLE HDPE PIPE 20	\$7.00	\$3.00	\$3.00
2935	921-1854	HDPE PIPE W/BAUER CPLNG 6X20	\$65.00	\$30.00	\$15.00
2936	921-1862	HDPE PIPE W/BAUER CPLNG 8X20	\$77.00	\$36.00	\$18.00
2937	921-1924	HDPE PIPE W/FLANGE CPLNGS 8X40	\$120.00	\$40.00	\$20.00
2938	921-1942	HDPE PIPE W/FLANGE CPLNG 12X40	\$150.00	\$63.00	\$30.00
2939	921-1986	HDPE PIPE W/FLANGE CPLNG 24X50	\$1,250.00	\$500.00	\$175.00
2940	921-2150	HDPE FLOAT TEE PIPE W/STRAINER 4	\$99.00	\$36.00	\$14.00
2941	921-2152	HDPE FLOAT TEE PIPE W/ STRAINER 6	\$127.00	\$41.00	\$14.00
2942	921-2156	HDPE FLOAT TEE PIPE W/ STRAINER 12	\$183.00	\$62.00	\$24.00
2943	921-2164	HDPE FLOAT TEE PIPE W/ STRAINER 20	\$138.00	\$51.00	\$30.00
2944	921-2168	HDPE FLOAT TEE PIPE W/ STRAINER 24	\$284.00	\$117.00	\$72.00
2945	921-2180	HDPE FLOAT PIPE W/8 STRNR 8 FLNG	\$258.00	\$87.00	\$30.00
2946	921-2188	HDPE RDC FLOAT PIPE W/16 STRNR 14 FLNG	\$424.00	\$142.00	\$46.00
2947	921-2192	HDPE RDC FLOAT PIPE W/18 STRNR 12 FLNG	\$184.00	\$63.00	\$29.00
2948	921-2228	HDPE FITTING 12X90 DEG	\$189.00	\$110.00	\$56.00
2949	921-2238	HDPE FITTING 18X90 DEG	\$960.00	\$319.00	\$107.00
2950	921-2270	HDPE TEE 12 INPUT BY VARIOUS OUTPUT	\$1,703.00	\$568.00	\$190.00
2951	921-2530	PCS GALV STL PIPE W/BAUER CPLNG 8X20	\$74.00	\$67.00	\$63.00
2952	921-2546	PCS GALV STL PIPE W/BAUER CPLNG 12X10	\$60.00	\$52.00	\$52.00
2953	921-2584	BAUER ELBOW 6X45 DEG	\$135.00	\$46.00	\$16.00
2954	921-2586	BAUER ELBOW 6X90 DEG	\$139.00	\$48.00	\$16.00
2955	925-1714	AIR HOSE ASSY 3/8X50 CRWFT CPLNG	\$49.00	\$16.00	\$5.00
2956	925-1715	AIR HOSE ASSY 3/8X50 QD CPLNG	\$59.00	\$28.00	\$11.00
2957	925-1734	AIR HOSE ASSY 3/4X50 CRWFT CPLNG	\$63.00	\$21.00	\$7.00
2958	925-1735	AIR HOSE ASSY 3/4X50 THOR CPLNG	\$86.00	\$51.00	\$18.00
2959	925-1802	AIR HOSE ASSY 2X25	\$90.00	\$30.00	\$10.00
2960	925-1808	AIR HOSE ASSY 2X25 HI PRESSURE	\$90.00	\$30.00	\$10.00
2961	925-1811	AIR HOSE ASSY 2X50	\$125.00	\$45.00	\$15.00
2962	925-1814	AIR HOSE ASSY 2X50 HI PRESSURE	\$125.00	\$45.00	\$15.00
2963	925-1823	AIR HOSE ASSY 3X25	\$168.00	\$60.00	\$20.00
2964	925-1829	AIR HOSE ASSY 3X25 HI PRESSURE	\$168.00	\$60.00	\$25.00
2965	925-1832	AIR HOSE ASSY 3X50	\$200.00	\$80.00	\$35.00
2966	925-1835	AIR HOSE ASSY 3X50 HI PRESSURE	\$200.00	\$80.00	\$35.00
2967	925-2019	WHIP HOSE W/INLINE OILER 1/2	\$39.00	\$15.00	\$7.00
2968	925-2103	WHIPCHECK CABLE H/H 1/2 TO 1-1/4	\$27.00	\$15.00	\$8.00

## HERC RENTALS - CONTRACT 2019000318-5

## EXHIBIT A.2 - 2022 GOLD PRICING

	Cat Class	Description	Month	Week	Day
2969	925-2173	AIR MANIFOLD 15 GAL W/8 OUTLETS	\$334.00	\$117.00	\$38.00
2970	925-3109	PEDESTAL FAN 30"	\$271.00	\$124.00	\$36.00
2971	925-3123	ROUND FLOOR FAN 36	\$382.00	\$134.00	\$49.00
2972	925-3126	ROUND FLOOR FAN 42	\$338.00	\$162.00	\$59.00
2973	925-3129	ROUND FLOOR FAN 48	\$408.00	\$163.00	\$58.00
2974	925-3210	AIRMOVER AXIAL VENT BLOWER 12 IN ELEC	\$284.00	\$126.00	\$32.00
2975	925-3250	AIRMOVER LOW PROFILE FAN	\$203.00	\$90.00	\$23.00
2976	925-3260	AIRMOVER CARPET DRYER	\$203.00	\$90.00	\$23.00
2977	925-3263	AXIAL FAN 25"	\$392.00	\$149.00	\$50.00
2978	925-3265	HI VELOCITY AXIAL FAN 24-25"	\$203.00	\$68.00	\$23.00
2979	925-3310	HEPA AIR SCRUBBER 500CFM	\$608.00	\$238.00	\$63.00
2980	925-3312	HEPA AIR SCRUBBER 750CFM	\$690.00	\$305.00	\$75.00
2981	925-3314	HEPA AIR SCRUBBER 1200 TO 1400CFM	\$765.00	\$340.00	\$90.00
2982	925-3316	HEPA AIR SCRUBBER 2000CFM	\$1,126.00	\$391.00	\$108.00
2983	925-3318	HEPA AIR SCRUBBER 2400CFM	\$1,126.00	\$391.00	\$108.00
2984	925-3352	DEHUMIDIFIER LGR 60-80 PPD ELEC	\$383.00	\$170.00	\$45.00
2985	925-3354	DEHUMIDIFIER LGR 130-200 PPD ELEC	\$595.00	\$298.00	\$63.00
2986	925-3456	LPG/NG HEATER HOSE 1X50	\$95.00	\$34.00	\$13.00
2987	925-3523	PROPANE RADIANT HEATER TANK TOP	\$30.00	\$16.00	\$10.00
2988	925-4030	HEATER DUCT BLK 12X25 6P 300DEG	\$108.00	\$54.00	\$27.00
2989	925-4125	HVAC DUCTING BLK 12X15 6P	\$60.00	\$25.00	\$10.00
2990	925-4130	HVAC DUCTING BLK 12X25 6P	\$75.00	\$30.00	\$13.00
2991	925-4145	HVAC DUCTING BLK 16X15 6P	\$100.00	\$40.00	\$15.00
2992	925-4150	HVAC DUCTING BLK 16X25 6P	\$100.00	\$40.00	\$15.00
2993	925-4155	HVAC DUCTING BLK 20X15 6P	\$100.00	\$40.00	\$15.00
2994	925-4160	HVAC DUCTING BLK 20X25 6P	\$180.00	\$60.00	\$20.00
2995	925-4170	HVAC DUCTING BLK 24X25 6P	\$180.00	\$60.00	\$20.00
2996	925-4230	HI HEAT DUCT BLK 12X25 6P 400/500 DEG	\$74.00	\$31.00	\$14.00
2997	925-4250	HI HEAT DUCT BLK 16X25 6P 400/500 DEG	\$180.00	\$90.00	\$45.00
2998	925-4260	HI HEAT DUCT BLK 20X25 6P 400/500 DEG	\$284.00	\$113.00	\$41.00
2999	925-4300	HVAC DUCTING YLW 8X15 6P	\$60.00	\$25.00	\$10.00
3000	925-4305	HVAC DUCTING YLW 8X25 6P	\$60.00	\$25.00	\$10.00
3001	925-4330	HVAC DUCTING YLW 12X25 6P	\$75.00	\$30.00	\$13.00
3002	925-4340	HVAC DUCTING YLW 14X25 6P	\$135.00	\$45.00	\$15.00
3003	925-4350	HVAC DUCTING YLW 16X25 6P	\$135.00	\$45.00	\$15.00
3004	925-4360	HVAC DUCTING YLW 20X25 6P	\$195.00	\$65.00	\$20.00
3005	925-4365	HVAC DUCTING YLW 24X25 6P	\$195.00	\$65.00	\$20.00
3006	925-4398	HVAC DUCTING WHT 8X8	\$5.00	\$5.00	\$5.00
3007	925-4400	HVAC DUCTING WHT 8X15 6P	\$60.00	\$25.00	\$10.00
3008	925-4405	HVAC DUCTING WHT 8X25 6P	\$60.00	\$25.00	\$10.00
3009	925-4412	HVAC DUCTING WHT 10X25	\$60.00	\$25.00	\$10.00
3010	925-4416	HVAC DUCTING WHT 12X8 4P	\$5.00	\$5.00	\$5.00
3011	925-4420	HVAC DUCTING WHT 12X10 6P	\$60.00	\$25.00	\$10.00
3012	925-4421	HVAC DUCTING WHT 12X10 SOLID	\$60.00	\$25.00	\$10.00
3013	925-4430	HVAC DUCTING WHT 12X25 6P	\$75.00	\$30.00	\$13.00
3014	925-4432	HVAC DUCTING WHT/WHT 12X25 4P	\$75.00	\$30.00	\$13.00
3015	925-4440	HVAC DUCTING WHT 14X25 6P	\$135.00	\$45.00	\$15.00
3016	925-4443	HVAC DUCTING WHT 16X8 6P	\$5.00	\$5.00	\$5.00
3017	925-4445	HVAC DUCTING WHT 16X15 6P	\$135.00	\$45.00	\$15.00
3018	925-4450	HVAC DUCTING WHT 16X25 6P	\$135.00	\$45.00	\$15.00
3019	925-4453	HVAC DUCTING WHT 18X25 6P	\$135.00	\$45.00	\$15.00
3020	925-4454	HVAC DUCTING WHT 20X10 7P	\$135.00	\$45.00	\$15.00
3021	925-4455	HVAC DUCTING WHT 20X15 6P	\$135.00	\$45.00	\$15.00



## HERC RENTALS - CONTRACT 2019000318-5

## EXHIBIT A.2 - 2022 GOLD PRICING

	Cat Class	Description	Month	Week	Day
3022	925-4456	HVAC DUCTING WHT 20X15 3P	\$135.00	\$45.00	\$15.00
3023	925-4460	HVAC DUCTING WHT 20X25 6P	\$195.00	\$65.00	\$20.00
3024	925-4462	HVAC DUCTING WHT/WHT 20X25 4P	\$195.00	\$65.00	\$20.00
3025	925-4465	HVAC DUCTING BLUE 20X25 3P	\$195.00	\$65.00	\$20.00
3026	925-4470	HVAC DUCTING BLUE 24X20 4P	\$195.00	\$65.00	\$20.00
3027	925-4552	HVAC DUCT WYE ADAPTER 20	\$176.00	\$61.00	\$21.00
3028	925-4663	HVAC DUCT WYE ADAPTER 20"X12"X12	\$59.00	\$33.00	\$21.00
3029	925-4990	CEILING TILE 24X24 F/8 DUCT	\$5.00	\$5.00	\$5.00
3030	925-5100	CEILING TILE ONLY 24X24 USED FOR 12IN DU	\$5.00	\$5.00	\$5.00
3031	925-5105	CEILING TILE KIT 24X24 WITH 12IN DUCT	\$10.00	\$10.00	\$10.00
3032	925-5110	CEILING TILE 24X24 USED FOR 16IN DUCT	\$5.00	\$5.00	\$5.00
3033	925-5115	CEILING TILE KIT 24X24 WITH 16IN DUCT	\$10.00	\$10.00	\$10.00
3034	930-0100	TRASH CHUTE 30X4	\$80.00	\$39.00	\$19.00
3035	930-2016	MULTI POSITION CART F/ROTARY HAMMER	\$338.00	\$95.00	\$32.00
3036	930-2070	UTILITY CART/TRAILER NHS 4X6	\$178.00	\$95.00	\$33.00
3037	930-2073	TILT DEBRIS CART 1/2 CU YD	\$270.00	\$93.00	\$32.00
3038	930-2076	TILT DEBRIS CART 1 CU YD	\$336.00	\$128.00	\$36.00
3039	930-2078	DRYWALL/PANEL CART	\$235.00	\$82.00	\$28.00
3040	930-2220	HAND DOLLY W/O STRAP 400-700# CAP	\$53.00	\$25.00	\$13.00
3041	930-2222	APPLIANCE DOLLY W/STRAP 500-700# CAP	\$103.00	\$42.00	\$19.00
3042	930-2236	FURNITURE/PIANO DOLLY 4 SWIVEL WHEEL	\$110.00	\$50.00	\$20.00
3043	930-2274	PALLET JACK	\$215.00	\$78.00	\$25.00
3044	930-3006	HYDRAULIC BOTTLE JACK 12T	\$65.00	\$22.00	\$7.00
3045	930-3015	HYDRAULIC BOTTLE JACK 22T	\$97.00	\$32.00	\$11.00
3046	930-3060	HYDRAULIC TOE JACK 10T	\$203.00	\$68.00	\$27.00
3047	930-3076	SCREW BOTTLE JACK 20 TON	\$97.00	\$32.00	\$11.00
3048	930-3404	BEAM CLAMP F/4-12 BEAM 3T CAP	\$244.00	\$88.00	\$33.00
3049	930-3406	BEAM CLAMP F/4-12 BEAM 5T CAP	\$351.00	\$119.00	\$40.00
3050	930-4016	ALUMINUM EXTENSION LADDER 32	\$243.00	\$81.00	\$27.00
3051	930-4020	ALUMINUM EXTENSION LADDER 40	\$324.00	\$108.00	\$36.00
3052	930-4068	WIDE STANCE ADJ LEG FBR EXT LADDER 24FT	\$255.00	\$85.00	\$30.00
3053	930-4072	WIDE STANCE ADJ LEG FBR EXT LADDER 28FT	\$255.00	\$85.00	\$30.00
3054	930-4074	FIBERGLASS EXTENSION LADDER 32	\$284.00	\$95.00	\$32.00
3055	930-4082	FIBERGLASS EXTENSION LADDER 40	\$405.00	\$135.00	\$45.00
3056	930-4084	WIDE STANCE ADJ LEG FBR EXT LADDER 40FT	\$445.00	\$150.00	\$50.00
3057	930-4162	FIBERGLASS STEP LADDER 12	\$284.00	\$95.00	\$32.00
3058	930-4166	FIBERGLASS STEP LADDER 16	\$405.00	\$135.00	\$45.00
3059	930-4244	FIBERGLASS STEP LADDER W/CAGE 4FT	\$170.00	\$60.00	\$20.00
3060	930-4246	FIBERGLASS STEP LADDER W/CAGE 6FT	\$170.00	\$60.00	\$20.00
3061	930-4248	FIBERGLASS STEP LADDER W/CAGE 8FT	\$215.00	\$75.00	\$25.00
3062	930-4250	FIBERGLASS STEP LADDER W/CAGE 10FT	\$255.00	\$85.00	\$30.00
3063	930-4252	ADJ FBR STEP CAGE LADDER W/WHL 5-9FT	\$245.00	\$80.00	\$25.00
3064	930-4254	ADJ FBR STEP CAGE LADDER W/WHL 8-14FT	\$270.00	\$90.00	\$30.00
3065	930-4256	SECTIONS OF TANK LADDER 5	\$50.00	\$18.00	\$9.00
3066	930-4310	ALUMINUM LADDER PLANK 16	\$203.00	\$68.00	\$23.00
3067	930-4312	ALUMINUM LADDER PLANK 20	\$233.00	\$81.00	\$29.00
3068	930-4314	ALUMINUM LADDER PLANK 24	\$284.00	\$95.00	\$32.00
3069	930-6010	SET OF PALLET FORKS 72 CL2	\$277.00	\$98.00	\$41.00
3070	930-6030	SET OF PALLET FORKS 72 CL3	\$244.00	\$109.00	\$44.00
3071	930-6036	SET OF PALLET FORKS 96 CL3	\$272.00	\$100.00	\$35.00
3072	930-6073	FORK EXTENSION 72	\$217.00	\$77.00	\$30.00
3073	930-6076	FORK EXTENSION 96 (BLUE)	\$177.00	\$66.00	\$22.00
3074	930-6080	SET OF PALLET FORKS F/BUCKETS	\$241.00	\$99.00	\$38.00



## HERC RENTALS - CONTRACT 2019000318-5

## EXHIBIT A.2 - 2022 GOLD PRICING

	Cat Class	Description	Month	Week	Day
3075	930-6095	CARPET POLE ATTACHMENT	\$220.00	\$77.00	\$24.00
3076	930-6140	TELEHANDLER BLOCK FORK 48	\$130.00	\$61.00	\$29.00
3077	930-6160	SKIDSTEER FORK FRAME CL2	\$305.00	\$124.00	\$42.00
3078	930-6164	SKIDSTEER FRAME & FORK SET 42	\$318.00	\$108.00	\$45.00
3079	930-6166	SKIDSTEER FRAME & FORK SET 48 CL2	\$250.00	\$105.00	\$42.00
3080	930-6250	LIFT-N-TOW F/FORKLIFT VAR CAP 4-10K HOOK	\$135.00	\$72.00	\$18.00
3081	930-6252	SWIVEL LIFTING HOOK F/FORKLIFT VAR CAP	\$522.00	\$206.00	\$73.00
3082	930-6260	BOOM ARM F/HANDLER 8-15 4K MAX	\$720.00	\$225.00	\$108.00
3083	930-6265	TELESCOPING BOOM F/FORKLIFT 42-139	\$629.00	\$221.00	\$86.00
3084	930-6267	AERIAL LIFT CRIBBING BLOCK 0-8 STEP	\$150.00	\$50.00	\$25.00
3085	930-6272	GLASS PANEL CRADLE KIT F/BOOM LIFT	\$164.00	\$83.00	\$37.00
3086	930-6281	PLATFORM RAIL PADDING F/AERIAL LIFT	\$120.00	\$120.00	\$120.00
3087	930-6510	SOLID TIRE F/SKIDSTEER	\$411.00	\$167.00	\$69.00
3088	930-6524	TURF/FLOAT TIRE F/TELEHANDLER	\$338.00	\$167.00	\$38.00
3089	930-7636	FORK SLIP ON BUCKET SMOOTH 72IN 1-1/2YD	\$323.00	\$112.00	\$28.00
3090	930-7642	FORK SLIP ON BUCKET SMOOTH 96IN 1-3/4YD	\$297.00	\$113.00	\$45.00
3091	930-7761	SKIDSTEER/CRAWLER BUCKET SMOOTH 66-68IN	\$360.00	\$145.00	\$51.00
3092	930-7763	SKIDSTEER/CRAWLER BUCKET SMOOTH 72-74IN	\$360.00	\$145.00	\$51.00
3093	930-7778	SKIDSTEER/CRAWLER BUCKET TOOTH 66-68IN	\$360.00	\$145.00	\$51.00
3094	930-7781	SKIDSTEER/CRAWLER BUCKET TOOTH 72-74IN	\$360.00	\$145.00	\$51.00
3095	930-7796	SKIDSTEER SCREENING RAKE/BUCKET 72-78	\$360.00	\$145.00	\$51.00
3096	930-7912	EXCAVATOR THUMB ATTACHMENT HYDRAULIC	\$360.00	\$145.00	\$51.00
3097	930-9110	GROUND PROTECTION MAT 4X8 DUAL SIDE	\$50.00	\$36.00	\$18.00
3098	930-9115	GROUND PROTECTION MAT 10X7 DUAL SIDE	\$104.00	\$48.00	\$37.00
3099	930-9117	GROUND PROTECTION MAT HD 14X7 DUAL SIDE	\$108.00	\$50.00	\$41.00
3100	930-9130	GROUND PROTECTION MAT TOOL KIT	\$176.00	\$62.00	\$22.00
3101	930-9140	GROUND MAT RAMP F/10X7 36 UNDER FLANGE	\$18.00	\$9.00	\$5.00
3102	930-9141	GROUND MAT RAMP F/10X7 36 OVER FLANGE	\$18.00	\$9.00	\$5.00
3103	930-9522	SUCTION CUP 8	\$85.00	\$41.00	\$19.00
3104	931-5002	SCAFFOLD STEP FRAME 1-5/8 5X3	\$28.00	\$11.00	\$6.00
3105	931-5004	SCAFFOLD STEP FRAME 1-5/8 5X5	\$26.00	\$14.00	\$9.00
3106	931-5028	SCAFFOLD LADDER FRAME 1-5/8 28X6	\$29.00	\$11.00	\$6.00
3107	931-5035	SCAFFOLD WALK THRU FRAME 1-5/8 5X6.5	\$24.00	\$8.00	\$5.00
3108	931-5050	SCAFFOLD CROSS BRACE W/HOLE 7X27 SPACE	\$10.00	\$5.00	\$2.00
3109	931-5054	SCAFFOLD CROSS BRACE W/HOLE 10X27 SPACE	\$9.00	\$4.00	\$1.00
3110	931-5056	SCAFFOLD CROSS BRACE W/NOTCH 10X27 SPACE	\$11.00	\$7.00	\$6.00
3111	931-5092	SCAFFOLD OUTRIGGER 30	\$11.00	\$7.00	\$3.00
3112	931-5103	SCAFFOLD LEVELING JACK W/O BASE PLATE	\$12.00	\$6.00	\$4.00
3113	931-5106	SCAFFOLD LEVELING JACK W/BASE PLATE	\$16.00	\$9.00	\$7.00
3114	931-5142	SCAFFOLD END SAFETY PANEL W/TOEBOARD 5	\$12.00	\$7.00	\$3.00
3115	931-5146	SCAFFOLD SIDE SAFETY PANEL 7	\$16.00	\$8.00	\$3.00
3116	931-5148	SCAFFOLD SIDE SAFETY PANEL 10	\$12.00	\$7.00	\$3.00
3117	931-5156	SCAFFOLD SIDE TOEBOARD 7	\$11.00	\$4.00	\$2.00
3118	931-5160	SCAFFOLD SIDE TOEBOARD 10	\$15.00	\$6.00	\$2.00
3119	931-5176	SCAFFOLD CASTER 8	\$17.00	\$9.00	\$6.00
3120	931-5190	SHORING POST ADJ 6-10 FT	\$70.00	\$39.00	\$19.00
3121	931-5193	SHORING POST ADJ 7-11 FT	\$69.00	\$41.00	\$20.00
3122	931-5210	SCAFFOLD WALKBOARD 7	\$31.00	\$12.00	\$6.00
3123	931-5215	SCAFFOLD WALKBOARD 10	\$40.00	\$20.00	\$11.00
3124	931-5250	UTILITY SCAFFOLD FRAME 65X29	\$31.00	\$16.00	\$10.00
3125	931-5252	UTILITY SCAFFOLD ARM BRACE 6	\$24.00	\$12.00	\$7.00
3126	931-5254	UTILITY SCAFFOLD CASTER 5	\$9.00	\$3.00	\$2.00
3127	931-5260	UTILITY SCAFFOLD DECK WOOD 6	\$30.00	\$17.00	\$8.00

## HERC RENTALS - CONTRACT 2019000318-5

## EXHIBIT A.2 - 2022 GOLD PRICING

	Cat Class	Description	Month	Week	Day
3128	931-5408	EA POLE F/ALUM PUMP JACK SYST 24	\$117.00	\$45.00	\$16.00
3129	931-5410	EA PUMP JACK F/ALUM PUMP JACK SYST	\$165.00	\$66.00	\$17.00
3130	931-5423	NEST ALUM LADDER PLANK 20X16	\$219.00	\$88.00	\$22.00
3131	931-5426	NEST ALUM LADDER PLANK 20X24	\$239.00	\$98.00	\$27.00
3132	940-0160	CABLE 10/4 50FT 30A	\$32.00	\$11.00	\$4.00
3133	940-0265	CABLE 8/5 50FT BARE	\$31.00	\$11.00	\$11.00
3134	940-0516	CABLE 2 50FT CAMLOCK 5 BANDED	\$151.00	\$73.00	\$32.00
3135	940-0570	FEMALE PIGTAIL 2 UNDER 10FT	\$40.00	\$20.00	\$7.00
3136	940-0571	FEMALE PIGTAIL 2 UNDER 10FT 5 BANDED	\$40.00	\$20.00	\$7.00
3137	940-0575	MALE PIGTAIL 2 UNDER 10FT	\$40.00	\$20.00	\$7.00
3138	940-0576	MALE PIGTAIL 2 UNDER 10FT 5 BANDED	\$40.00	\$20.00	\$7.00
3139	940-0715	CABLE 2/0 50FT CAMLOCK	\$144.00	\$69.00	\$27.00
3140	940-0720	CABLE 2/0 100FT CAMLOCK	\$228.00	\$107.00	\$46.00
3141	940-0770	FEMALE PIGTAIL 2/0 UNDER 10FT	\$14.00	\$7.00	\$3.00
3142	940-0775	MALE PIGTAIL 2/0 UNDER 10FT	\$14.00	\$7.00	\$3.00
3143	940-0810	CABLE 4/0 25FT CAMLOCK	\$24.00	\$10.00	\$9.00
3144	940-0815	CABLE 4/0 50FT CAMLOCK	\$126.00	\$65.00	\$23.00
3145	940-0820	CABLE 4/0 100FT CAMLOCK	\$132.00	\$67.00	\$33.00
3146	940-0870	FEMALE PIGTAIL 4/0 UNDER 10FT	\$15.00	\$7.00	\$2.00
3147	940-0880	MALE PIGTAIL 4/0 UNDER 10FT	\$15.00	\$7.00	\$2.00
3148	940-2120	DISTRO BOX 100A CAM SET IN/5X20A OUT	\$450.00	\$180.00	\$72.00
3149	940-2123	DISTRO BOX 100A CAM SET IN/12X20A OUT	\$257.00	\$111.00	\$63.00
3150	940-2256	DISTRO BOX 200A CAM SET IN/6X50A CS	\$450.00	\$180.00	\$72.00
3151	940-2305	DISTRO BOX 400A CAM SET IN/6X50A CS	\$713.00	\$359.00	\$94.00
3152	940-2312	DISTRO BOX 400A CAM SET IN/10X50A CS	\$1,105.00	\$560.00	\$193.00
3153	940-2514	SPIDER BOX CABLE 6/4 50FT 50A CS	\$134.00	\$62.00	\$22.00
3154	940-2516	SPIDER BOX CABLE 6/4 100FT 50A CS	\$249.00	\$119.00	\$40.00
3155	940-2520	SPIDER BOX 50A CS IN/6X20A STR/1X30A TL	\$201.00	\$102.00	\$35.00
3156	940-2610	QUAD BOX STRING 3 BOX 20A 50' W/L2120	\$183.00	\$55.00	\$23.00
3157	940-2626	QUAD BOX STRING 3 BOX 30A 50' W/L2130	\$318.00	\$104.00	\$37.00
3158	940-2640	QUAD BOX CABLE 12/5 50FT L2120	\$91.00	\$37.00	\$14.00
3159	940-2642	QUAD BOX CABLE 12/5 100FT L2120	\$135.00	\$51.00	\$27.00
3160	940-2652	QUAD BOX CABLE 10/5 50FT L2130	\$91.00	\$36.00	\$14.00
3161	940-2654	QUAD BOX CABLE 10/5 100FT L2130	\$179.00	\$54.00	\$23.00
3162	940-2714	EXTENSION CORD 12/3 50FT	\$48.00	\$22.00	\$12.00
3163	940-2716	EXTENSION CORD 12/3 100FT	\$62.00	\$25.00	\$11.00
3164	940-2724	EXTENSION CORD 10/3 50FT 15AMP NEMA 5-15	\$63.00	\$24.00	\$10.00
3165	940-2970	CABLE RAMP	\$65.00	\$29.00	\$15.00
3166	940-5000	DRONE BATTERY 1 (RR)	\$672.00	\$168.00	\$42.00
3167	940-5020	DRONE BATTERY 2 (RR)	\$336.00	\$84.00	\$21.00
3168	940-5040	DRONE BATTERY 3	\$168.00	\$42.00	\$11.00
3169	940-5060	DRONE ACCESSORY 1 (RR)	\$210.00	\$47.00	\$16.00
3170	940-5080	DRONE ACCESSORY 2 (RR)	\$53.00	\$26.00	\$11.00

**HERC RENTALS - CONTRACT 2019000318-5**  
**EXHIBIT A.2 - 2022 PLATINUM PRICING**

	<b>Cat Class</b>	<b>Description</b>	<b>Month</b>	<b>Week</b>	<b>Day</b>
1	100-1050	ROTARY HAMMER 1/4-1 IN SDS PLUS BATT	\$304.00	\$144.00	\$41.00
2	100-1090	ROTARY HAMMER 3/16-3/4IN SDS PLUS ELEC	\$304.00	\$144.00	\$41.00
3	100-1140	ROTARY HAMMER SDS MAX COMBO 1/2-6IN ELEC	\$365.00	\$173.00	\$49.00
4	100-1150	ROTARY HAMMER SDS MAX COMBO 1/2-3IN ELEC	\$365.00	\$173.00	\$49.00
5	100-1180	ROTARY HAMMER DRILL AIR	\$243.00	\$115.00	\$32.00
6	100-1250	BREAKER 10-19LB ELEC	\$365.00	\$173.00	\$49.00
7	100-1260	BREAKER 20-29LB ELEC	\$426.00	\$202.00	\$57.00
8	100-1270	BREAKER 30-39LB ELEC	\$517.00	\$245.00	\$69.00
9	100-1290	BREAKER 50-59LB GAS	\$669.00	\$317.00	\$89.00
10	100-1300	BREAKER 60-69LB ELEC	\$608.00	\$288.00	\$81.00
11	100-1310	BREAKER 70-79LB ELEC	\$669.00	\$317.00	\$89.00
12	100-1320	CART FOR ELECTRIC BREAKER	\$395.00	\$187.00	\$53.00
13	100-1360	BREAKER 60-69 LB HYD	\$304.00	\$108.00	\$41.00
14	100-1390	BREAKER 90-99 LB HYD	\$365.00	\$122.00	\$43.00
15	100-1400	CONCRETE TRANSPONTER LOCATOR BATTERY	\$365.00	\$122.00	\$43.00
16	100-1405	CONCRETE FERROSCAN REBAR DETECTOR 8IN	\$1,823.00	\$608.00	\$214.00
17	100-1410	CONCRETE SCANNER IMAGE DETECTION SYSTEM	\$4,050.00	\$1,350.00	\$450.00
18	100-1415	CONCRETE SCANNER W/LIVE WIRE DETECTION	\$4,860.00	\$1,620.00	\$599.00
19	100-1420	CORE DRILL UP TO 3IN HAND HELD ELEC	\$577.00	\$274.00	\$77.00
20	100-1440	CORE DRILL UPTO 6IN HAND HELD/STAND ELEC	\$608.00	\$288.00	\$81.00
21	100-1470	CORE DRILL UP TO 12IN STAND ELEC	\$698.00	\$331.00	\$94.00
22	100-1480	CORE DRILL UP TO 24IN STAND HYDRAULIC	\$810.00	\$360.00	\$105.00
23	100-1520	DRILL 3/8IN ELEC	\$122.00	\$58.00	\$16.00
24	100-1550	DRILL 1/2IN ELEC	\$122.00	\$58.00	\$16.00
25	100-1570	DRILL 3/8IN BATTERY	\$122.00	\$58.00	\$16.00
26	100-1580	DRILL 1/2IN BATTERY	\$183.00	\$81.00	\$22.00
27	100-1620	CONCRETE MIXER 3-5CU. FT. ELEC	\$365.00	\$173.00	\$49.00
28	100-1640	CONCRETE MIXER 6 CU. FT. ELEC	\$547.00	\$243.00	\$64.00
29	100-1660	CONCRETE MIXER 4 CU. FT. GAS	\$474.00	\$211.00	\$56.00
30	100-1690	CONCRETE MIXER 9 CU. FT. GAS	\$577.00	\$274.00	\$77.00
31	100-1710	CONCRETE MIXER 12 CU. FT. GAS	\$638.00	\$302.00	\$86.00
32	100-1720	MORTAR MIXER 4 CU. FT. ELEC	\$395.00	\$187.00	\$53.00
33	100-1750	MORTAR MIXER 7 CU. FT. GAS	\$577.00	\$274.00	\$77.00
34	100-1770	MORTAR MIXER 9 CU. FT. GAS	\$577.00	\$274.00	\$77.00
35	100-1780	MORTAR MIXER 12 CU. FT. GAS	\$638.00	\$302.00	\$86.00
36	100-1800	TILT DEBRIS CART 3/4 CU YD BATTERY 750LB	\$446.00	\$193.00	\$64.00
37	100-1850	CONCRETE W/B PUSH BUGGY 6 CU FT	\$152.00	\$72.00	\$21.00
38	100-1860	CONCRETE W/B PUSH BUGGY 8 CU FT	\$152.00	\$72.00	\$21.00
39	100-1862	CONCRETE WHEEL POWER BUGGY 8 CU FT BATT	\$527.00	\$235.00	\$81.00
40	100-1864	CONCRETE WHEEL POWER BUGGY 10 CU FT BATT	\$842.00	\$338.00	\$135.00
41	100-1865	CONCRETE WHEEL POWER BUGGY 16 CU FT. LPG	\$1,124.00	\$533.00	\$150.00
42	100-1870	CONCRETE WHEEL POWER BUGGY 16 CU FT GAS	\$763.00	\$414.00	\$134.00
43	100-1880	CONCRETE TRACK POWER BUGGY 10 CU FT GAS	\$446.00	\$238.00	\$89.00
44	100-1885	CONCRETE TRACK POWER BUGGY 12 CU FT GAS	\$1,124.00	\$533.00	\$150.00
45	100-1890	CONCRETE TRACK POWER BUGGY 16 CU FT GAS	\$1,124.00	\$533.00	\$150.00
46	100-1900	CONCRETE BUCKET 1/2 YD	\$203.00	\$83.00	\$32.00
47	100-1905	CONCRETE BUCKET 1/3 YD	\$203.00	\$83.00	\$32.00
48	100-1910	CONCRETE BUCKET 3/4 YD	\$243.00	\$94.00	\$37.00
49	100-1920	CONCRETE BUCKET 1 YD	\$243.00	\$94.00	\$37.00
50	100-1930	CONCRETE BUCKET 1-1/2 YD	\$347.00	\$130.00	\$53.00
51	100-1940	CONCRETE BUCKET 2 YD	\$361.00	\$158.00	\$61.00
52	100-1950	CUTTER REBAR UP TO 1 IN	\$395.00	\$187.00	\$53.00
53	100-2110	CONCRETE VIBRATOR 1HP ELEC	\$395.00	\$187.00	\$53.00

**HERC RENTALS - CONTRACT 2019000318-5**  
**EXHIBIT A.2 - 2022 PLATINUM PRICING**

	<b>Cat Class</b>	<b>Description</b>	<b>Month</b>	<b>Week</b>	<b>Day</b>
54	100-2120	CONCRETE VIBRATOR 2HP ELEC	\$395.00	\$187.00	\$53.00
55	100-2130	CONCRETE VIBRATOR 3HP ELEC	\$395.00	\$187.00	\$53.00
56	100-2230	HIGH FREQ INTERNAL CONCRETE VIBRATOR	\$517.00	\$245.00	\$69.00
57	100-2360	CONCRETE VIBRATOR BACKPACK GAS	\$426.00	\$202.00	\$57.00
58	100-2370	CONCRETE VIBRATOR BACKPACK W/2 BATT 1CHG	\$1,103.00	\$360.00	\$113.00
59	100-2500	CONCRETE SCREED PORTABLE 10-16FT GAS	\$486.00	\$230.00	\$65.00
60	100-2550	CONCRETE TROWEL MACHINE 36IN W/B ELEC	\$406.00	\$216.00	\$61.00
61	100-2595	CONCRETE TROWEL MACHINE 24IN W/B GAS	\$517.00	\$245.00	\$69.00
62	100-2600	CONCRETE TROWEL MACHINE 36IN W/B GAS	\$517.00	\$245.00	\$69.00
63	100-2610	CONCRETE TROWEL MACHINE 46IN W/B GAS	\$577.00	\$274.00	\$77.00
64	100-2620	CONCRETE TROWEL MACHINE 48IN W/B GAS	\$577.00	\$274.00	\$77.00
65	100-2650	CONCRETE TROWEL 96IN POWER RIDE-ON GAS	\$1,519.00	\$720.00	\$203.00
66	100-2690	CONCRETE CHAINSAW 18IN ELECTRIC 1 OR 3PH	\$401.00	\$178.00	\$47.00
67	100-2692	BATTERY PACK FOR CHAINSAW 480V 16AMP 3PH	\$972.00	\$486.00	\$171.00
68	100-2700	CONCRETE CUTOFF SAW 12IN DUSTLES HH ELEC	\$365.00	\$173.00	\$49.00
69	100-2710	CONCRETE CUTOFF SAW 14IN HAND HELD ELEC	\$365.00	\$173.00	\$49.00
70	100-2720	CONCRETE CUTOFF SAW 12IN HAND HELD GAS	\$455.00	\$216.00	\$61.00
71	100-2730	CONCRETE CUTOFF SAW 14IN HAND HELD GAS	\$455.00	\$216.00	\$61.00
72	100-2740	CONCRETE CUTOFF SAW 16IN HAND HELD GAS	\$517.00	\$245.00	\$69.00
73	100-2750	CONCRETE CUTOFF SAW 14IN HAND HELD AIR	\$395.00	\$180.00	\$51.00
74	100-2775	CONCRETE CUTNBRK SAW 14IN HAND HELD ELEC	\$395.00	\$180.00	\$51.00
75	100-2780	CONCRETE CUTNBRK SAW 16IN HAND HELD GAS	\$455.00	\$216.00	\$61.00
76	100-2810	CONCRETE PUSH W/B SAW 10-19 HP GAS	\$517.00	\$245.00	\$69.00
77	100-2820	CONCRETE SELFPROP W/B SAW 10-19 HP GAS	\$760.00	\$360.00	\$102.00
78	100-2840	CONCRETE SELFPROP W/B SAW 20-29 HP GAS	\$912.00	\$432.00	\$122.00
79	100-2850	CONCRETE SELFPROP W/B SAW 30-39 HP GAS	\$1,276.00	\$612.00	\$199.00
80	100-2870	CONCRETE PUSH W/B SAW 0-9 HP ELEC	\$608.00	\$288.00	\$81.00
81	100-2880	CONCRETE SELFPROP W/B SAW 0-9 HP LPN	\$760.00	\$360.00	\$102.00
82	100-2895	CONCRETE SELFPROP W/B SAW 20-29 HP LPN	\$979.00	\$461.00	\$130.00
83	100-2910	CONCRETE SELFPROP W/B SAW 40 - 49 HP DSL	\$1,485.00	\$716.00	\$259.00
84	100-2925	CONCRETE SELFPROP W/B SAW 70 - 79 HP DSL	\$2,194.00	\$1,062.00	\$401.00
85	100-2930	CONCRETE PUSH W/B SAW 14IN BLADE AIR	\$517.00	\$245.00	\$69.00
86	100-2950	CONCRETE EARLY ENTRY SAW PUSH 6IN GAS	\$820.00	\$389.00	\$110.00
87	100-2960	CONCRETE EARLY ENTRY SAW W/B 10IN GAS	\$878.00	\$410.00	\$207.00
88	100-2970	CONCRETE EARLY ENTRY SAW W/B 13.5IN GAS	\$1,053.00	\$462.00	\$218.00
89	100-2980	CONCRETE CRACK REPAIR SAW 8IN GAS	\$392.00	\$162.00	\$61.00
90	100-3070	CONCRETE BRICK SAW 14IN ELEC	\$547.00	\$259.00	\$73.00
91	100-3075	CONCRETE BRICK SAW 24IN ELEC 3PH 460V	\$656.00	\$292.00	\$77.00
92	100-3080	CONCRETE BRICK SAW 14IN GAS	\$547.00	\$259.00	\$73.00
93	100-3210	TILE AND STONE COMBICUT SAW 8IN ELEC	\$395.00	\$187.00	\$53.00
94	100-3220	TILE AND STONE COMBICUT SAW 10IN ELEC	\$395.00	\$187.00	\$53.00
95	100-3230	TILE SAW 10IN ELEC	\$395.00	\$187.00	\$53.00
96	100-3410	CURB MOLDING MACHINE GAS	\$1,998.00	\$882.00	\$316.00
97	100-4000	FLOOR SCRAPER W/B 120LB ELEC	\$847.00	\$376.00	\$95.00
98	100-4010	FLOOR SCRAPER W/B 270LB ELEC	\$1,231.00	\$616.00	\$154.00
99	100-4020	FLOOR SCRAPER W/B 425LB ELEC	\$1,796.00	\$770.00	\$257.00
100	100-4025	FLOOR SCRAPER W/B 500LB ELEC	\$2,610.00	\$1,219.00	\$406.00
101	100-4028	FLOOR SCRAPER RIDE-ON 1800LB LP	\$4,950.00	\$2,565.00	\$855.00
102	100-4030	FLOOR SCRAPER RIDE-ON BATTERY 2300LB	\$4,950.00	\$2,565.00	\$855.00
103	100-4035	FLOOR SCRAPER RIDE-ON BATTERY 2800LB	\$6,755.00	\$3,330.00	\$1,155.00
104	100-4040	FLOOR SCRAPER RIDE-ON 2850LB LP	\$7,691.00	\$3,330.00	\$1,155.00
105	100-4090	ROOFING SCRAPER UP TO 30IN GAS	\$1,985.00	\$770.00	\$300.00
106	100-4100	ROLLER LINOLEUM UP TO 100 LBS	\$399.00	\$165.00	\$65.00

**HERC RENTALS - CONTRACT 2019000318-5**  
**EXHIBIT A.2 - 2022 PLATINUM PRICING**

	<b>Cat Class</b>	<b>Description</b>	<b>Month</b>	<b>Week</b>	<b>Day</b>
107	100-4220	GRINDER CONCRETE FLOOR 22IN DUAL115/230V	\$912.00	\$459.00	\$122.00
108	100-4230	GRINDER CONCRETE FLOOR 9IN SINGLE 115V	\$760.00	\$383.00	\$102.00
109	100-4235	GRINDER CONCRETE EDGE 7IN 115V 1PH	\$760.00	\$383.00	\$102.00
110	100-4236	GRINDER CONCRETE EDGE 11IN 230V 1PH	\$1,350.00	\$612.00	\$140.00
111	100-4237	GRINDER CONCRETE FLOOR 18IN SINGLE 120V	\$1,519.00	\$765.00	\$203.00
112	100-4239	GRINDER CONCRETE FLOOR 16IN 240V 1PH	\$1,519.00	\$765.00	\$203.00
113	100-4250	GRINDER CONCRETE FLOOR 10IN SINGLE GAS	\$912.00	\$459.00	\$122.00
114	100-4255	GRINDER CONCRETE FLOOR 16IN GAS	\$1,519.00	\$765.00	\$203.00
115	100-4260	GRINDER CONCRETE FLOOR 22IN DUAL GAS	\$912.00	\$459.00	\$122.00
116	100-4275	GRINDER CONCRETE FLOOR 20IN 240V 1PH	\$2,295.00	\$1,530.00	\$509.00
117	100-4280	GRINDER CONCRETE FLOOR 10IN SINGLE LP	\$793.00	\$306.00	\$97.00
118	100-4281	GRINDER CONCRETE FLOOR 26IN LPG	\$3,515.00	\$1,404.00	\$401.00
119	100-4282	GRINDER CONCRETE FLOOR 32IN 480V 3PH MAN	\$5,265.00	\$1,913.00	\$585.00
120	100-4284	GRINDER CONCRETE FLOOR 32IN 480V REMOTE	\$5,441.00	\$1,890.00	\$630.00
121	100-4286	GRINDER CONCRETE FLOOR 32IN LPG REMOTE	\$5,441.00	\$1,890.00	\$630.00
122	100-4290	GRINDER CONCRETE CEILING W/HEPA VAC 120V	\$220.00	\$134.00	\$45.00
123	100-4295	CONCRETE SCARIFIER PLANER 8IN 115V	\$1,755.00	\$918.00	\$243.00
124	100-4300	CONCRETE SCARIFIER PLANER 8IN 230V 1PH	\$1,755.00	\$918.00	\$243.00
125	100-4310	CONCRETE SCARIFIER PLANER 8IN GAS	\$1,755.00	\$918.00	\$243.00
126	100-4315	CONCRETE SCARIFIER PLANER 8IN LP	\$1,755.00	\$918.00	\$243.00
127	100-4320	CONCRETE SCARIFIER PLANER 10IN GAS	\$709.00	\$340.00	\$122.00
128	100-4400	SCABBLER HANDHELD AIR	\$372.00	\$146.00	\$49.00
129	100-4410	SCABBLER WALK BEHIND 29 IN AIR	\$908.00	\$447.00	\$203.00
130	100-4430	TRAFFIC LINE REMOVER	\$1,627.00	\$658.00	\$264.00
131	100-4460	GRINDER BENCH 8 IN ELEC	\$61.00	\$34.00	\$13.00
132	100-4490	GRINDER DIE 1-1/2 IN ELEC	\$64.00	\$32.00	\$13.00
133	100-4510	GRINDER DIE 2-1/2 IN ELEC	\$64.00	\$32.00	\$13.00
134	100-4560	GRINDER POLISH DIAMOND 5IN DUSTLESS ELEC	\$243.00	\$102.00	\$43.00
135	100-4570	GRINDER DIAMOND 6IN DUSTLESS ELEC	\$698.00	\$331.00	\$94.00
136	100-4610	SCALER PISTON AIR	\$50.00	\$19.00	\$8.00
137	100-4620	FLOOR SCALER CHISEL AIR	\$220.00	\$88.00	\$32.00
138	100-4630	SCALER NEEDLE SCALER FLUX AIR	\$122.00	\$46.00	\$16.00
139	100-4700	SHOT BLASTER CONCRETE 8 IN 120V W/B	\$1,975.00	\$1,083.00	\$345.00
140	100-4705	SHOT BLASTER CONCRETE 10IN 240V 3PH W/B	\$5,166.00	\$1,494.00	\$747.00
141	100-4720	MAGNET PULL TO PULL TOWABLE	\$1,913.00	\$869.00	\$365.00
142	100-4810	GRINDER R-ANGLE 4-1/2IN ELEC	\$64.00	\$32.00	\$13.00
143	100-4820	GRINDER RIGHT ANGLE 5 IN ELEC	\$64.00	\$32.00	\$13.00
144	100-4830	GRINDER RIGHT ANGLE 6 IN ELEC	\$64.00	\$32.00	\$13.00
145	100-4840	GRINDER RIGHT ANGLE 7 IN ELEC	\$64.00	\$32.00	\$13.00
146	100-4850	GRINDER RIGHT ANGLE 9 IN ELEC	\$77.00	\$37.00	\$13.00
147	100-4970	SANDER DISC 7 IN ELEC	\$91.00	\$43.00	\$13.00
148	100-5010	SANDER ORBITAL 6IN ELEC	\$146.00	\$65.00	\$17.00
149	100-5020	SANDER ORBITAL 12 IN FLOOR DUST CONTROL	\$365.00	\$184.00	\$49.00
150	100-5030	SANDER BELT 3 IN ELEC	\$122.00	\$61.00	\$26.00
151	100-5040	SANDER BELT 4 IN ELEC	\$122.00	\$61.00	\$26.00
152	100-5060	SANDER DRYWALL 9 IN HEAD 62 IN REACH	\$304.00	\$144.00	\$41.00
153	100-5150	DRY ICE BLASTING PACKAGE 40LB	\$2,078.00	\$693.00	\$278.00
154	100-5160	ABRASIVE BLASTING POT 3.5 CU FT	\$473.00	\$207.00	\$73.00
155	100-5165	ABRASIVE BLASTING POT 6.5 CU FT	\$1,458.00	\$365.00	\$129.00
156	100-5210	NAILER FLOORING AIR	\$243.00	\$115.00	\$32.00
157	100-5300	SANDER ORBITAL 12 IN FLOOR	\$365.00	\$184.00	\$49.00
158	100-5310	SANDER DRUM 8 IN ELECTRIC	\$365.00	\$184.00	\$49.00
159	100-5320	SANDER FLOOR EDGER 7 IN ELECTRIC	\$243.00	\$122.00	\$32.00



**HERC RENTALS - CONTRACT 2019000318-5**  
**EXHIBIT A.2 - 2022 PLATINUM PRICING**

	<b>Cat Class</b>	<b>Description</b>	<b>Month</b>	<b>Week</b>	<b>Day</b>
160	100-5330	SANDER ROTARY 16 IN FLOOR DUST CONTROL	\$365.00	\$184.00	\$65.00
161	100-5400	BUFFER 13IN ELECTRIC	\$212.00	\$107.00	\$29.00
162	100-5410	BUFFER 17IN ONE SPEED 175 RPM 120V	\$304.00	\$153.00	\$41.00
163	100-5420	BUFFER 20IN DUEL SPEED 175/320 RPM 120V	\$365.00	\$184.00	\$49.00
164	100-5430	BURNISHER 20IN HIGH SPEED ELECTRIC	\$365.00	\$184.00	\$49.00
165	100-5435	BURNISHER 28IN HIGH SPEED LP	\$1,122.00	\$397.00	\$205.00
166	100-5500	SPRAYER PAINT STANDARD AIRLESS	\$509.00	\$284.00	\$81.00
167	100-5510	SPRAYER PAINT MEDIUM AIRLESS	\$455.00	\$216.00	\$61.00
168	100-5515	SPRAYER PAINT PAVEMENT STRIPER GAS	\$1,377.00	\$648.00	\$171.00
169	100-5530	SPRAYER ACOUSTICAL STANDARD	\$426.00	\$202.00	\$57.00
170	100-5620	NAILER FRAMING AIR	\$183.00	\$86.00	\$24.00
171	100-5630	NAILER FINISHING AIR	\$183.00	\$86.00	\$24.00
172	100-5632	NAILER FINISHING BATTERY	\$324.00	\$144.00	\$57.00
173	100-5640	NAILER ROOFING AIR	\$183.00	\$86.00	\$24.00
174	100-5650	STAPLER FLOORING AIR	\$183.00	\$86.00	\$24.00
175	100-5670	NAILER SIDING AIR	\$183.00	\$86.00	\$24.00
176	100-5990	DRILL 3/8 IN RIGHT ANGLE ELEC	\$152.00	\$72.00	\$21.00
177	100-6000	DRILL 1/2 IN RIGHT ANGLE ELECTRIC	\$152.00	\$72.00	\$21.00
178	100-6040	DRILL GAS	\$212.00	\$101.00	\$29.00
179	100-6050	DRILL TEE FORMING ELEC	\$648.00	\$239.00	\$95.00
180	100-6100	SCREWGUN	\$68.00	\$36.00	\$13.00
181	100-6110	SCREWGUN W/ AUTO FEED	\$179.00	\$83.00	\$32.00
182	100-6150	PLANER HAND HELD 1 TO 3-1/4 IN ELEC	\$154.00	\$73.00	\$26.00
183	100-6200	PLANER BENCH 12 IN ELEC	\$331.00	\$180.00	\$61.00
184	100-6250	GUN HEAT UP TO 1000 DEGREE ELEC	\$31.00	\$14.00	\$8.00
185	100-6500	SAW JIG HAND HELD ELEC	\$31.00	\$14.00	\$8.00
186	100-6510	SAW CIRCULAR 7 1/4IN BLADE ELEC	\$122.00	\$58.00	\$16.00
187	100-6520	SAW CIRCULAR 10 1/4IN BLADE ELEC	\$183.00	\$86.00	\$24.00
188	100-6530	SAW CIRCULAR 16 IN ELEC	\$304.00	\$144.00	\$41.00
189	100-6540	SAW WORM DRIVE TYPE 7-1/4IN ELEC	\$122.00	\$58.00	\$16.00
190	100-6560	SAW RECIPROCATING HAND BATTERY	\$122.00	\$58.00	\$16.00
191	100-6570	SAW RECIPROCATING HAND ELEC	\$122.00	\$58.00	\$16.00
192	100-6620	SAW MITER SLIDE COMPOUND 12 IN ELEC	\$274.00	\$130.00	\$37.00
193	100-6640	SAW CHOP 14IN BLADE ELEC	\$243.00	\$115.00	\$32.00
194	100-6650	SAW TABLE 10IN BLADE ELEC	\$274.00	\$130.00	\$37.00
195	100-6670	SAW TOE KICK ELEC	\$183.00	\$65.00	\$24.00
196	100-6680	SAW FLUSH CUT ELEC	\$192.00	\$77.00	\$27.00
197	100-6710	SAW BANDSAW HAND ELEC	\$243.00	\$115.00	\$32.00
198	100-6810	STUD GUN FASTENER	\$274.00	\$130.00	\$37.00
199	100-6900	BUFFER AUTOBODY POLISHER UP TO 9 IN ELEC	\$110.00	\$41.00	\$17.00
200	100-7010	WALLPAPER REMOVER LARGE	\$212.00	\$101.00	\$29.00
201	100-7020	CARPET BONDING IRON	\$135.00	\$58.00	\$16.00
202	100-7030	SHEETROCK JACK	\$212.00	\$101.00	\$29.00
203	100-7040	SIDING BRAKE	\$85.00	\$36.00	\$16.00
204	100-7050	METAL DETECTOR FERROUS	\$243.00	\$115.00	\$32.00
205	100-7060	METAL DETECTOR TREASURE	\$122.00	\$47.00	\$16.00
206	100-7090	JEEPER PIPE INSPECTOR	\$152.00	\$54.00	\$21.00
207	100-7110	LEVEL OPTICAL TRANSIT	\$220.00	\$83.00	\$32.00
208	100-7140	LEVEL LASER PIPE	\$746.00	\$346.00	\$134.00
209	100-7160	LEVEL LASER VISIBLE	\$395.00	\$187.00	\$53.00
210	100-7250	SNIFFER CONFINED SPACE 4 GAS	\$532.00	\$188.00	\$67.00
211	100-7515	CABLE BENDER HYD W/FOOT PUMP	\$264.00	\$162.00	\$86.00
212	100-7525	CABLE CUTTER 2IN HAND HELD BATTERY	\$365.00	\$122.00	\$43.00

**HERC RENTALS - CONTRACT 2019000318-5**  
**EXHIBIT A.2 - 2022 PLATINUM PRICING**

	<b>Cat Class</b>	<b>Description</b>	<b>Month</b>	<b>Week</b>	<b>Day</b>
213	100-7526	CABLE CUTTER 4IN REMOTE BATTERY	\$567.00	\$284.00	\$107.00
214	100-7530	CONDUIT BENDING TABLE	\$360.00	\$180.00	\$90.00
215	100-8220	SAFETY CONFINED SPACE ENTRY RESCUE KIT	\$473.00	\$187.00	\$73.00
216	100-8225	SIDE ENTRY SAFETY RETREIVAL SYS W/WINCH	\$1,215.00	\$434.00	\$167.00
217	100-8230	SAFETY WINCH EVAC 50	\$152.00	\$68.00	\$24.00
218	100-8240	FALL PROTECTION SELF-RETRACTING YOYO 60	\$290.00	\$101.00	\$29.00
219	100-8250	SAFETY WINCH EVAC 130	\$809.00	\$259.00	\$68.00
220	100-8265	TRAILER MOUNTED FALL PROTECTION MANUAL	\$1,800.00	\$855.00	\$342.00
221	100-8270	TRAILER MOUNTED FALL PROTECTION ELECTRIC	\$1,800.00	\$855.00	\$342.00
222	100-8275	ALL TERRAIN MOBILE FALL PROTECTION GAS	\$4,455.00	\$1,800.00	\$725.00
223	100-8280	FALL PROTECTION TOWER INDOOR PUSH/PULL	\$2,106.00	\$855.00	\$342.00
224	100-8290	FALL PROTECTION ROLLING DECK EDGE SYSTEM	\$990.00	\$342.00	\$171.00
225	105-1605	VACUUM BACKPACK	\$185.00	\$66.00	\$22.00
226	105-1630	VACUUM WET/DRY 6-9 GALLON 135CFM	\$152.00	\$77.00	\$21.00
227	105-1650	VACUUM WET/DRY 10-15 GALLON 135CFM	\$183.00	\$92.00	\$24.00
228	105-1680	VACUUM WET/DRY W/PUMP 19 GALLON	\$401.00	\$172.00	\$61.00
229	105-1700	VACUUM WET/DRY INDUSTRIAL 55 GALLON	\$304.00	\$153.00	\$41.00
230	105-1702	VACUUM WET/DRY INDUSTRIAL 55GAL QUAD AIR	\$729.00	\$243.00	\$86.00
231	105-1703	VACUUM WET/DRY 55 GALLON AIR HAZ LOC	\$567.00	\$203.00	\$107.00
232	105-1705	VACUUM COREDRILL WATER MANAGEMENT SYSTEM	\$304.00	\$153.00	\$45.00
233	105-1715	VACUUM CANISTER DRY SILICA 150 CFM 120V	\$235.00	\$103.00	\$26.00
234	105-1720	VACUUM DROP BAG DRY SILICA 130 CFM 120V	\$235.00	\$103.00	\$26.00
235	105-1725	VACUUM CANISTER DRY SILICA 200 CFM 120V	\$342.00	\$149.00	\$39.00
236	105-1735	VACUUM DROP BAG DRY SILICA 200 CFM 120V	\$342.00	\$149.00	\$39.00
237	105-1740	VACUUM DROP BAG DRY SILICA 250 CFM 120V	\$342.00	\$149.00	\$39.00
238	105-1743	VACUUM DROP BAG DRY SILICA 300 CFM 240V	\$675.00	\$293.00	\$77.00
239	105-1744	VACUUM DROP BAG DRY SILICA 300 CFM LP	\$675.00	\$293.00	\$77.00
240	105-1745	VACUUM CANISTER DRY SILICA 300 CFM 120V	\$342.00	\$149.00	\$39.00
241	105-1746	VACUUM DROP BAG DRY SILICA 300 CFM 120V	\$342.00	\$149.00	\$39.00
242	105-1747	VACUUM DROP BAG DRY SILICA 350 CFM 480V	\$1,125.00	\$387.00	\$126.00
243	105-1749	VACUUM DROP BAG DRY SILICA 400 CFM LP	\$1,440.00	\$851.00	\$279.00
244	105-1800	VACUUM WATER EXTRACTOR W/AUTO PUMPOUT	\$455.00	\$207.00	\$73.00
245	105-1810	EXTRACTOR RIDE-ON FLOOD PUMPER	\$2,059.00	\$1,033.00	\$446.00
246	105-1820	EXTRACTOR LARGE LOSS SKID GAS	\$2,700.00	\$1,331.00	\$588.00
247	105-1920	WASHER STEAMER 250 PSI 2 GPM 115 V ELEC	\$1,094.00	\$486.00	\$129.00
248	105-2000	WASHER 1000-1999 PSI GAS	\$486.00	\$230.00	\$65.00
249	105-2010	WASHER 1000 PSI ELEC 120V 12.5-15AMP	\$486.00	\$230.00	\$65.00
250	105-2020	WASHER 2000-2999 PSI GAS	\$486.00	\$230.00	\$65.00
251	105-2030	WASHER 2000-2999 PSI LPN	\$486.00	\$230.00	\$65.00
252	105-2040	WASHER 3000 PSI DSL	\$729.00	\$346.00	\$97.00
253	105-2050	WASHER 3000-3999 PSI GAS	\$608.00	\$288.00	\$81.00
254	105-2060	WASHER 4000-4999 PSI GAS	\$608.00	\$288.00	\$81.00
255	105-2065	WASHER 4000 PSI DUEL WAND & ROTARY GAS	\$878.00	\$428.00	\$117.00
256	105-2070	WASHER 5000-5999 PSI GAS	\$878.00	\$403.00	\$113.00
257	105-2500	WASHER 2000-2999 PSI HOT WATER GAS	\$972.00	\$461.00	\$130.00
258	105-2505	WASHER 1000-1999 PSI HOT WATER ELEC	\$810.00	\$461.00	\$130.00
259	105-2515	WASHER 3000-3999 PSI HOT WATER GAS	\$1,094.00	\$518.00	\$146.00
260	105-2800	WASHER TRAILER MOUNTED 3000 PSI DSL	\$1,256.00	\$612.00	\$256.00
261	105-2805	WASHER TRAILER NO TANK 3-4K PSI HOT GAS	\$1,256.00	\$612.00	\$256.00
262	105-2810	WASHER TRAILER W/TANK 3-4K PSI HOT GAS	\$1,256.00	\$612.00	\$256.00
263	105-2830	WASHER TRAILER MNT 3000-3999PSI HOT DSL	\$1,256.00	\$612.00	\$256.00
264	105-2840	WASHER TRAILER MNT 4000-4999PSI COLD DSL	\$1,823.00	\$756.00	\$306.00
265	105-3000	SWEEPER CONSTRUCTION RIDE ON 3 WHEEL	\$1,364.00	\$598.00	\$251.00

## HERC RENTALS - CONTRACT 2019000318-5

## EXHIBIT A.2 - 2022 PLATINUM PRICING

	Cat Class	Description	Month	Week	Day
266	105-3020	SWEEPER CONSTRUCTION RIDE ON 4 WHEEL CAB	\$1,890.00	\$756.00	\$304.00
267	105-3500	KOMBI POWERHEAD UNIT GAS	\$269.00	\$120.00	\$30.00
268	105-3590	SWEEPER W/B 34 IN PATH BATTERY	\$1,359.00	\$530.00	\$188.00
269	105-3596	SWEEPER W/B 36 IN PATH GAS	\$410.00	\$122.00	\$99.00
270	105-3600	SWEEPER MID-SIZED 50 IN RIDE-ON LP	\$2,160.00	\$889.00	\$324.00
271	105-3610	SWEEPER LARGE 62 IN RIDE-ON LP	\$2,340.00	\$1,094.00	\$385.00
272	105-3615	SWEEPER LARGE 62 IN RIDE-ON DSL	\$3,587.00	\$1,469.00	\$555.00
273	105-3620	SWEEPER INDUSTRIAL 66 IN RIDE ON DSL	\$5,558.00	\$2,223.00	\$779.00
274	105-3640	HIGH VOLUME OUTDOOR SWEEPER DSL	\$9,619.00	\$4,617.00	\$1,949.00
275	105-3650	LITTER VACUUM RIDE ON OUTDOOR	\$3,335.00	\$1,334.00	\$471.00
276	105-3700	SCRUBBER W/B 15 IN PATH ELECTRIC	\$304.00	\$110.00	\$30.00
277	105-3702	SCRUBBER W/B 15 IN PATH BATTERY	\$689.00	\$266.00	\$103.00
278	105-3710	SCRUBBER W/B 20 IN PATH BATTERY	\$1,418.00	\$583.00	\$205.00
279	105-3715	SCRUBBER W/B 32 IN PATH BATTERY	\$1,710.00	\$684.00	\$239.00
280	105-3720	SCRUBBER MID-SIZED RIDE ON BATTERY	\$2,223.00	\$898.00	\$342.00
281	105-3740	SCRUBBER INDUSTRIAL RIDE ON LP	\$2,858.00	\$1,231.00	\$428.00
282	105-3760	SWEEPER/SCRUBBER INDUST RIDE-ON LPG 40IN	\$3,335.00	\$1,334.00	\$471.00
283	105-3765	SWEEPER/SCRUBBER INDUST RIDE-ON LPG 48IN	\$3,888.00	\$1,782.00	\$620.00
284	105-3800	VACUUM WALK BEHIND LEAF	\$638.00	\$238.00	\$65.00
285	105-3810	CLEANER CARPET COLD WATER	\$243.00	\$122.00	\$32.00
286	105-3815	CLEANER CARPET HOT WATER	\$365.00	\$162.00	\$43.00
287	105-3820	CLEANER UPHOLSTERY	\$152.00	\$77.00	\$21.00
288	110-1530	LIGHT CART LED 150 WATT HAZ LOC	\$212.00	\$81.00	\$29.00
289	110-1550	LIGHT STAND LED 1-HEAD FLOOD	\$126.00	\$63.00	\$16.00
290	110-1553	LIGHT CART LED 200 WATT 1-HEAD	\$203.00	\$69.00	\$41.00
291	110-1555	LIGHT CART LED 400 WATT 2-HEAD	\$270.00	\$108.00	\$59.00
292	110-1560	LIGHT CART 400 WATT METAL HALIDE	\$356.00	\$135.00	\$62.00
293	110-1570	LIGHT WOBBLE LED 36IN	\$252.00	\$122.00	\$32.00
294	110-1575	LIGHT LED 360 DEGREE 115V	\$90.00	\$36.00	\$14.00
295	110-1577	LIGHT LED 360 DEGREE BATTERY	\$126.00	\$45.00	\$18.00
296	110-1580	LIGHT BALLOON LAMP LED 300/575 WATT	\$356.00	\$135.00	\$62.00
297	110-1590	LIGHT BALLOON LAMP 1000 WATT HALIDE	\$356.00	\$135.00	\$62.00
298	110-1700	LIGHT PEDESTAL 1000 WATT ELEC	\$166.00	\$72.00	\$29.00
299	110-1710	LIGHT PEDESTAL 2000 WATT ELEC	\$166.00	\$72.00	\$29.00
300	110-1720	LIGHT CART 2000 WATT HALIDE 2-HEAD	\$304.00	\$146.00	\$51.00
301	110-1850	LIGHT CRANE LED 450-500W	\$176.00	\$68.00	\$23.00
302	110-2000	LIGHT DROP LED 120V HAZ LOC	\$63.00	\$23.00	\$8.00
303	110-2010	LIGHT FLOOD INCAN 110V HAZ LOC ELEC	\$315.00	\$108.00	\$41.00
304	110-2015	LIGHT AREA LED W/TRIPOD HAZ LOC	\$486.00	\$162.00	\$54.00
305	110-2020	LIGHT STAND AIR 250W HAZ LOC	\$669.00	\$238.00	\$89.00
306	110-2030	LIGHT BRICK LED HAZ LOC	\$936.00	\$333.00	\$122.00
307	110-2040	LIGHT FLOOD HAZ LOC AIR	\$608.00	\$216.00	\$81.00
308	110-2041	LIGHT FLOOD AIR LED HAZ LOC	\$729.00	\$243.00	\$86.00
309	110-2043	LIGHT TUBULAR LED FOR INSPECTION HAZ LOC	\$144.00	\$41.00	\$14.00
310	110-2050	LIGHT STRING LED 100FT HAZ LOC	\$820.00	\$292.00	\$110.00
311	110-2055	LIGHT STRING 80FT LED 12V HAZ LOC	\$365.00	\$187.00	\$86.00
312	110-2080	LIGHT STRING INCAN 12V HAZ LOC	\$936.00	\$351.00	\$130.00
313	110-2100	LIGHT WORK INCAN 120V HAZ LOC	\$91.00	\$43.00	\$13.00
314	110-2110	LIGHT WORK INCAN 120V/12V HAZ LOC	\$274.00	\$130.00	\$37.00
315	115-1500	TILLER 1 HP 10IN WIDTH HAND HELD	\$243.00	\$115.00	\$32.00
316	115-1550	TILLER 4-5 HP 20-26IN WIDTH MID TINE	\$426.00	\$202.00	\$57.00
317	115-1570	TILLER 6-8 HP 18-20IN WIDTH REAR TINE	\$426.00	\$202.00	\$57.00
318	115-1590	TILLER 9-13 HP 18-20IN WIDTH REAR TINE	\$820.00	\$389.00	\$110.00

## HERC RENTALS - CONTRACT 2019000318-5

## EXHIBIT A.2 - 2022 PLATINUM PRICING

	Cat Class	Description	Month	Week	Day
319	115-1595	TILLER 10-13 HP 20-26IN WIDTH REAR TINE	\$820.00	\$389.00	\$110.00
320	115-1610	TOPDRESSER 10 CUFT 30IN WALKBEHIND GAS	\$1,215.00	\$540.00	\$135.00
321	115-1700	SOD CUTTER 12IN CUT W/B	\$577.00	\$274.00	\$77.00
322	115-1710	SOD CUTTER 18IN CUT W/B	\$577.00	\$274.00	\$77.00
323	115-1730	SOD ROLLER 30IN WALKBEHIND GAS	\$729.00	\$324.00	\$86.00
324	115-1770	DETHATCHER 20-22IN WALKBEHIND	\$500.00	\$239.00	\$68.00
325	115-1810	AERATOR 10-19IN WIDTH WALKBEHIND	\$517.00	\$252.00	\$72.00
326	115-1820	AERATOR 20-29IN WIDTH WALKBEHIND	\$810.00	\$387.00	\$108.00
327	115-1840	AERATOR 20-29 IN WIDTH RIDE ON	\$1,733.00	\$657.00	\$198.00
328	115-1850	OVERSEEDER WALKBEHIND GAS	\$743.00	\$306.00	\$105.00
329	115-1880	HYDRO SEEDER TRAILER MNT 600-700 GALLON	\$2,840.00	\$999.00	\$383.00
330	115-1950	EDGER LAWN	\$270.00	\$144.00	\$41.00
331	115-1955	EDGER LAWN WALK BEHIND	\$365.00	\$194.00	\$51.00
332	115-1960	BED EDGER	\$523.00	\$234.00	\$77.00
333	115-2020	HEDGE TRIMMER 24IN ELEC	\$199.00	\$97.00	\$29.00
334	115-2030	HEDGE TRIMMER 30IN ELEC	\$199.00	\$97.00	\$29.00
335	115-2060	HEDGE TRIMMER 24IN GAS	\$237.00	\$130.00	\$37.00
336	115-2070	HEDGE TRIMMER 24IN ON A 42IN SHAFT GAS	\$266.00	\$140.00	\$49.00
337	115-2080	HEDGE TRIMMER 30IN GAS	\$266.00	\$140.00	\$49.00
338	115-2180	MOWER HIGH WHEELED STRING TRIMMER GAS	\$292.00	\$146.00	\$51.00
339	115-2190	MOWER LAWN 20-24IN PUSH GAS	\$183.00	\$86.00	\$24.00
340	115-2200	MOWER LAWN 20-24IN SELF PROPELLED GAS	\$243.00	\$115.00	\$32.00
341	115-2230	MOWER BRUSH 24-26IN SELF PROPELLED GAS	\$698.00	\$331.00	\$94.00
342	115-2240	MOWER LAWN 36-48IN RIDING GAS	\$790.00	\$374.00	\$105.00
343	115-2250	MOWER LAWN 49-60IN RIDING GAS	\$912.00	\$428.00	\$122.00
344	115-2260	MOWER LAWN 49-60IN RIDING DIESEL	\$1,124.00	\$533.00	\$150.00
345	115-2320	WEED EATER GAS	\$324.00	\$86.00	\$32.00
346	115-2405	RAKE POWER W/B GAS	\$673.00	\$324.00	\$86.00
347	115-2410	LEAF BLOWER HANDHELD GAS	\$122.00	\$58.00	\$16.00
348	115-2420	LEAF BLOWER BACKPACK GAS	\$212.00	\$101.00	\$29.00
349	115-2430	LEAF BLOWER WALKBEHIND GAS	\$334.00	\$158.00	\$45.00
350	115-2435	STRAW BLOWER 4 TON PER HOUR	\$1,048.00	\$372.00	\$120.00
351	115-2440	STRAW BLOWER 7 TON PER HOUR	\$1,068.00	\$478.00	\$205.00
352	115-2450	BLOWER DEBRIS TOW BEHIND GAS	\$4,104.00	\$1,377.00	\$385.00
353	115-2490	POSTHOLE AUGER ONE MAN GAS	\$608.00	\$288.00	\$81.00
354	115-2500	POSTHOLE AUGER ONE MAN TOWABLE GAS	\$608.00	\$288.00	\$81.00
355	115-2540	POSTHOLE AUGER TWO MAN GAS	\$608.00	\$288.00	\$81.00
356	115-2600	POST DRIVER 55LB AIR	\$608.00	\$288.00	\$81.00
357	115-2610	POST DRIVER 45LB GAS	\$608.00	\$288.00	\$81.00
358	115-2650	POST PULLER 3 TON MANUAL	\$152.00	\$54.00	\$21.00
359	115-2700	CHAIN SAW 16IN ELECTRIC	\$274.00	\$130.00	\$37.00
360	115-2754	POLE PRUNER 7IN REACH GAS	\$304.00	\$144.00	\$41.00
361	115-2755	POLE PRUNER SAW 8-12FT REACH GAS	\$334.00	\$158.00	\$45.00
362	115-2760	CHAIN SAW 14IN GAS	\$334.00	\$158.00	\$45.00
363	115-2770	CHAIN SAW 16IN GAS	\$334.00	\$158.00	\$45.00
364	115-2780	CHAIN SAW 18IN GAS	\$395.00	\$187.00	\$53.00
365	115-2790	CHAIN SAW 20IN GAS	\$395.00	\$187.00	\$53.00
366	115-2810	CHAIN SAW 25IN GAS	\$455.00	\$216.00	\$61.00
367	115-2820	CHAIN SAW 28IN GAS	\$517.00	\$245.00	\$69.00
368	115-2840	CHAIN SAW 32IN GAS	\$517.00	\$245.00	\$69.00
369	115-2890	CHAIN SAW CONCRETE 12-16IN GAS	\$773.00	\$353.00	\$102.00
370	115-2900	LOG SPLITTER 9HP 20-26 TON	\$577.00	\$274.00	\$77.00
371	115-2970	GRILL TRAILER MOUNTED W/ROTISSURIE LPG	\$608.00	\$288.00	\$81.00

## HERC RENTALS - CONTRACT 2019000318-5

## EXHIBIT A.2 - 2022 PLATINUM PRICING

	Cat Class	Description	Month	Week	Day
372	115-3510	BRUSH CHIPPER 6-7IN 20 - 25 HP GAS	\$1,418.00	\$702.00	\$264.00
373	115-3540	BRUSH CHIPPER 12IN 49 - 74 HP DSL	\$2,430.00	\$972.00	\$405.00
374	115-3545	BRUSH CHIPPER 12IN 49 - 90 HP GAS	\$2,430.00	\$972.00	\$405.00
375	115-3570	BRUSH CHIPPER 18IN 170 - 179 HP DSL	\$4,050.00	\$1,800.00	\$689.00
376	115-3600	STUMP GRINDER 10 - 19 HP GAS	\$1,182.00	\$540.00	\$194.00
377	115-3610	STUMP GRINDER 20 - 29 HP GAS	\$1,215.00	\$554.00	\$212.00
378	115-3640	STUMP GRINDER 60 - 69 HP DSL	\$2,228.00	\$1,188.00	\$446.00
379	115-4010	CHARGER BATTERY 1 TO 24 V	\$183.00	\$65.00	\$24.00
380	120-1520	CHIPPING HAMMER RETAINER 13-20 LB AIR	\$274.00	\$130.00	\$37.00
381	120-1540	CHIPPING HAMMER RETAINER 26-31 LB AIR	\$304.00	\$144.00	\$41.00
382	120-1610	BREAKER 30-39LB AIR	\$274.00	\$130.00	\$37.00
383	120-1620	BREAKER 40-49LB AIR	\$304.00	\$144.00	\$41.00
384	120-1640	BREAKER 60-69LB AIR	\$334.00	\$158.00	\$45.00
385	120-1660	BREAKER 90-99LB AIR	\$426.00	\$202.00	\$57.00
386	120-1695	CLAY DIGGER 20-29 LB AIR	\$274.00	\$130.00	\$37.00
387	120-1700	CLAY DIGGER 30-39 LB AIR	\$274.00	\$130.00	\$37.00
388	120-1750	ROCK DRILL 1-9 LB AIR	\$365.00	\$173.00	\$49.00
389	120-1760	ROCK DRILL 10-19 LB AIR	\$395.00	\$187.00	\$53.00
390	120-1780	ROCK DRILL 30-39 LB AIR	\$426.00	\$202.00	\$57.00
391	120-1800	ROCK DRILL 40-49 LB AIR	\$486.00	\$230.00	\$65.00
392	120-1810	ROCK DRILL 50-59 LB AIR	\$517.00	\$245.00	\$69.00
393	120-1820	ROCK DRILL 60-69 LB AIR	\$517.00	\$245.00	\$69.00
394	120-1900	ROCK SPLITTER	\$748.00	\$269.00	\$86.00
395	120-1910	ROCK SPLITTER POWER BOX	\$536.00	\$243.00	\$98.00
396	120-2010	RIVET BUSTER 6 IN STROKE	\$169.00	\$65.00	\$29.00
397	120-2020	CHIPPING HAMMER 4IN STROKE ROUND	\$169.00	\$65.00	\$29.00
398	120-2030	RIVET BUSTER 8IN STROKE	\$455.00	\$216.00	\$61.00
399	120-2040	RIVET BUSTER 11IN STROKE	\$486.00	\$230.00	\$65.00
400	120-3000	GRINDER BATWING 7INCH AIR	\$122.00	\$43.00	\$16.00
401	120-3010	GRINDER ANGLE 4 IN AIR	\$122.00	\$43.00	\$16.00
402	120-3020	GRINDER HORIZ 7 IN AIR	\$122.00	\$43.00	\$16.00
403	120-3025	GRINDER VERTICAL 7 IN AIR	\$113.00	\$60.00	\$17.00
404	120-3030	GRINDER STRAIGHT AIR	\$91.00	\$32.00	\$13.00
405	120-3040	GRINDER DIE RIGHT ANGLE 1/4IN AIR	\$91.00	\$32.00	\$13.00
406	120-3050	GRINDER DIE 1/4IN AIR	\$91.00	\$32.00	\$13.00
407	120-3500	DRILL HORIZ 1/2INCH AIR	\$122.00	\$43.00	\$16.00
408	120-3510	DRILL HORIZ 3/8 AIR	\$90.00	\$32.00	\$14.00
409	120-3550	CONCRETE SLAB RIDER DRILL5/8-2-1/2IN AIR	\$2,430.00	\$810.00	\$270.00
410	120-3600	SAW CIRCULAR 8 1/4INCH AIR	\$183.00	\$65.00	\$24.00
411	120-3610	SAW RECIPROCATING HAND AIR	\$220.00	\$86.00	\$32.00
412	120-3620	SAW HACK HAND HELD AIR	\$220.00	\$86.00	\$32.00
413	120-3630	SAW BAND HAND AIR	\$220.00	\$86.00	\$32.00
414	120-3640	SAW TIG AIR	\$220.00	\$86.00	\$32.00
415	120-3990	PIERCING TOOL 2 IN AIR	\$743.00	\$263.00	\$118.00
416	120-4000	PIERCING TOOL 3 IN AIR	\$1,215.00	\$432.00	\$183.00
417	120-4010	PIERCING TOOL 4 IN AIR	\$1,975.00	\$936.00	\$264.00
418	125-1200	PUMP HYDROSTATIC TEST 3000 PSI MANUAL	\$355.00	\$133.00	\$61.00
419	125-1205	PUMP HYDROSTATIC TEST 6000 PSI MANUAL	\$334.00	\$119.00	\$49.00
420	125-1210	PUMP HYDROSTATIC TEST 500 PSI ELEC	\$540.00	\$230.00	\$94.00
421	125-1220	PUMP HYDROSTATIC TEST 300 PSI GAS	\$540.00	\$230.00	\$94.00
422	125-1240	PUMP HYDROSTATIC TEST 500 PSI GAS	\$540.00	\$230.00	\$94.00
423	125-1250	PUMP HYDROSTATIC TEST 3000 PSI GAS	\$648.00	\$259.00	\$98.00
424	125-1260	PUMP HYDROSTATIC TEST 3000 PSI ELEC STD	\$648.00	\$259.00	\$98.00



**HERC RENTALS - CONTRACT 2019000318-5**  
**EXHIBIT A.2 - 2022 PLATINUM PRICING**

	<b>Cat Class</b>	<b>Description</b>	<b>Month</b>	<b>Week</b>	<b>Day</b>
425	125-1270	PUMP HYDROSTATIC TEST 3600PSI HYD STD	\$1,215.00	\$576.00	\$162.00
426	125-1290	PUMP HYDROSTATIC TEST 10000 PSI 2 STAGE	\$1,071.00	\$383.00	\$144.00
427	125-1300	PUMP HYDROSTATIC TEST 10000 PSI AIR	\$540.00	\$230.00	\$94.00
428	125-1420	PIPE SNAKE 1/2IN WIDE 75FT CABLE	\$365.00	\$173.00	\$49.00
429	125-1440	PIPE SNAKE 2IN WIDE 50FT CABLE	\$365.00	\$173.00	\$49.00
430	125-1450	PIPE SNAKE 2-4IN WIDE 100FT CBLE SELF FE	\$608.00	\$274.00	\$97.00
431	125-1460	PIPE SNAKE 1-2IN WIDE 25FT CABLE	\$169.00	\$90.00	\$37.00
432	125-1470	PIPE SNAKE 4-6IN WIDE 100FT CABLE	\$455.00	\$216.00	\$61.00
433	125-1500	SEWER JETTER ELEC	\$517.00	\$245.00	\$69.00
434	125-1510	SEWER JETTER GAS	\$557.00	\$274.00	\$102.00
435	125-1590	THERMAL IMAGING INFARED CAMERA	\$833.00	\$324.00	\$113.00
436	125-1595	CAMERA SEWER 1-1/2-3 HANDHELD	\$486.00	\$284.00	\$129.00
437	125-1600	CAMERA SEWER 3-10	\$1,215.00	\$576.00	\$162.00
438	125-1610	BURIED LINE PIPE AND CAMERA LOCATOR	\$304.00	\$144.00	\$41.00
439	125-1615	BURIED LINE TRANSMITTER NO LOCATOR	\$301.00	\$79.00	\$45.00
440	125-1990	CONDUIT BENDER MECHANICAL 1 IN	\$279.00	\$140.00	\$37.00
441	125-1994	CONDUIT BENDER MECHANICAL EMT/IMC RID 2IN	\$1,276.00	\$638.00	\$168.00
442	125-1997	PVC HEATER/BENDER 4 IN 120V	\$347.00	\$130.00	\$49.00
443	125-1998	PVC HEATER/BENDER 6 IN 230V	\$358.00	\$137.00	\$58.00
444	125-2000	CONDUIT BENDER UP TO 2 555 ELEC	\$669.00	\$238.00	\$89.00
445	125-2010	CONDUIT BENDER 2-1/2-4IN EMT/IMC/RIGID	\$1,155.00	\$547.00	\$154.00
446	125-2015	CONDUIT BENDER 1/2-2 PROGRAMABLE ELEC	\$1,035.00	\$401.00	\$167.00
447	125-2020	CONDUIT BENDER PVC/RIG/EMT/IMC 1/2-2 ELE	\$797.00	\$346.00	\$130.00
448	125-2025	SS TUBING BENDER 1/4-3/4 KIT W/CUTTER	\$540.00	\$270.00	\$90.00
449	125-2030	BENDER CUTTER REBAR 3/4 HYD	\$604.00	\$223.00	\$86.00
450	125-2040	BENDER REBAR 0 TO 180 HYD	\$604.00	\$223.00	\$86.00
451	125-2050	REBAR TYING TOOL BATTERY	\$486.00	\$162.00	\$51.00
452	125-2052	PIPE CUTTER 258 2.5-8IN CAP ELECTRIC	\$365.00	\$223.00	\$107.00
453	125-2054	PIPE CUTTER 258XL 8-12IN CAP ELECTRIC	\$851.00	\$426.00	\$180.00
454	125-2060	PIPE CUTTER UP TO 36" AIR	\$2,420.00	\$864.00	\$302.00
455	125-2110	PIPE CUTTER 8 STRAIGHT	\$264.00	\$130.00	\$49.00
456	125-2120	PIPE CUTTER 12 STRAIGHT	\$331.00	\$151.00	\$57.00
457	125-2130	PIPE CUTTER 16 STRAIGHT	\$388.00	\$173.00	\$65.00
458	125-2140	PIPE CUTTER 20 STRAIGHT	\$466.00	\$194.00	\$68.00
459	125-2150	PIPE CUTTER 24 STRAIGHT	\$557.00	\$216.00	\$81.00
460	125-2160	PIPE CUTTER BEVELLER 2-4	\$183.00	\$65.00	\$24.00
461	125-2170	PIPE CUTTER BEVELLER 3-8	\$201.00	\$71.00	\$27.00
462	125-2180	PIPE CUTTER BEVELLER 7-12	\$243.00	\$86.00	\$32.00
463	125-2190	PIPE CUTTER BEVELLER 14-20	\$334.00	\$119.00	\$45.00
464	125-2200	PIPE CUTTER BEVELLER 20-26	\$455.00	\$162.00	\$61.00
465	125-2210	PIPE CUTTER BEVELLER 24-30	\$517.00	\$184.00	\$69.00
466	125-2220	PIPE CUTTER BEVELLER 30-36	\$577.00	\$205.00	\$77.00
467	125-2230	PIPE CUTTER BEVELLER 4IN AND UP ELEC	\$486.00	\$173.00	\$65.00
468	125-2260	PIPE CUTTER BEVELLING BAND 96	\$426.00	\$151.00	\$57.00
469	125-2300	PIPE THREADER 535 1/8-2 ELEC	\$585.00	\$342.00	\$122.00
470	125-2310	PIPE THREADER 1224 1/4-4 ELEC	\$810.00	\$360.00	\$158.00
471	125-2315	PIPE THREADER 2-1/2 TO 6IN ELECTRIC	\$1,823.00	\$608.00	\$214.00
472	125-2320	PIPE THREADER 700 POWER PONY	\$426.00	\$151.00	\$57.00
473	125-2340	PIPE THREADER GEARED ATTACH 2 1/2-4 141	\$365.00	\$130.00	\$49.00
474	125-2350	PIPE THREADER GEARED ATTACH 4-6 161	\$426.00	\$151.00	\$57.00
475	125-2360	PIPE THREADER 300 1/8-2 ELEC	\$594.00	\$317.00	\$97.00
476	125-2380	PRO PEX PIPE EXPANDER 1/2 3/4 1IN BATT	\$152.00	\$54.00	\$21.00
477	125-2405	FLANGE SPREADER 5 TON HYD DROP PIN	\$304.00	\$108.00	\$41.00

**HERC RENTALS - CONTRACT 2019000318-5**  
**EXHIBIT A.2 - 2022 PLATINUM PRICING**

	<b>Cat Class</b>	<b>Description</b>	<b>Month</b>	<b>Week</b>	<b>Day</b>
478	125-2410	FLANGE SPREADER 5TONS RATCHET	\$152.00	\$86.00	\$37.00
479	125-2420	FLANGE SPREADER 1TON HYD	\$61.00	\$22.00	\$8.00
480	125-2425	FLANGE SPREADER 5TON HYD	\$167.00	\$81.00	\$41.00
481	125-2440	FLANGE SPREADER 10 TON HYD DROP PIN	\$426.00	\$151.00	\$57.00
482	125-2450	FLANGE SPREADER 14TON HYD	\$486.00	\$173.00	\$65.00
483	125-2460	FLANGE SPREADER 20TONS RATCHET	\$517.00	\$184.00	\$69.00
484	125-2465	FLANGE SPREADER 25 TON W/PUMP HYD	\$802.00	\$267.00	\$95.00
485	125-2472	FLANGE ALIGNMENT 8000LBS FAT8KM	\$794.00	\$421.00	\$107.00
486	125-2473	FLANGE ALIGNMENT 8000LBS FA4TM	\$1,193.00	\$750.00	\$210.00
487	125-2475	FLANGE ALIGNMENT 10000LBS FAT10KM	\$794.00	\$421.00	\$107.00
488	125-2510	CLAMP ADJ CHAIN 4-16	\$91.00	\$32.00	\$13.00
489	125-2520	CLAMP ADJ CHAIN 6-36	\$144.00	\$51.00	\$18.00
490	125-2530	STAND VISE PIPE YOKE	\$91.00	\$32.00	\$13.00
491	125-2550	STAND VISE PIPE CHAIN	\$21.00	\$7.00	\$5.00
492	125-2560	LOCATOR PIPE DIGITAL KIT	\$604.00	\$223.00	\$86.00
493	125-2565	PIPE FREEZING TOOL 1/2 TO 2-1/2 IN ELEC	\$702.00	\$374.00	\$108.00
494	125-2570	PIPE ROLL GROOVER ATTACHMENT 2-12	\$304.00	\$108.00	\$41.00
495	125-2572	PIPE ROLL GROOVER MANUAL 2 TO 6IN CAP	\$345.00	\$122.00	\$64.00
496	125-2640	RACK CONDUIT	\$61.00	\$22.00	\$8.00
497	125-2660	18X4HOSE RACKS W/FORKLIFT SLOTS/RISER	\$372.00	\$155.00	\$73.00
498	125-2670	WELDER FRAME 6 PACK	\$112.00	\$68.00	\$29.00
499	125-2690	PIPE PRESS TOOL PRO 1/2 - 2 IN BATT	\$455.00	\$216.00	\$61.00
500	125-2692	PRESSING RING KIT 2-1/2IN-4IN	\$360.00	\$180.00	\$99.00
501	125-2695	PIPE PRESS MEGA KIT 1/2 - 2IN STD TOOL	\$405.00	\$203.00	\$107.00
502	130-1210	DRILL MAGNETIC BASE 1/2IN ELEC	\$426.00	\$151.00	\$57.00
503	130-1220	DRILL MAGNETIC BASE 3/4IN ELEC	\$517.00	\$184.00	\$69.00
504	130-1230	DRILL MAGNETIC BASE 1 TO 1-1/2IN ELEC	\$669.00	\$238.00	\$89.00
505	130-1240	DRILL MAGNETIC BASE 1-5/8 TO 2IN ELEC	\$669.00	\$238.00	\$89.00
506	130-1250	DRILL MAGNETIC BASE 2 TO 2-1/2IN ELEC	\$729.00	\$257.00	\$95.00
507	130-1260	DRILL MAGNETIC BASE 3IN ELEC	\$820.00	\$292.00	\$110.00
508	130-1280	DRILL MAGNETIC BASE 2-1/6IN AIR	\$851.00	\$302.00	\$113.00
509	130-1300	KNOCKOUT SET UP TO 4IN MANUAL HYD	\$180.00	\$72.00	\$32.00
510	130-1305	KNOCKOUT SET 2IN BATTERY	\$180.00	\$72.00	\$32.00
511	130-1310	KNOCKOUT SET 4IN BATTERY	\$180.00	\$72.00	\$32.00
512	130-1450	SHEARS SHEET METAL ELEC	\$75.00	\$32.00	\$13.00
513	130-1460	SHEARS CEMENT SIDING ELEC	\$166.00	\$68.00	\$32.00
514	130-1470	STRUT SHEAR KIT W/ PUMP	\$810.00	\$468.00	\$203.00
515	130-1480	SHEAR PIPE CUTTER UP TO 5IN HYD	\$1,458.00	\$608.00	\$257.00
516	130-1550	CABLE CRIMPER W/ DIE KIT 12T MANUAL HYD	\$507.00	\$173.00	\$65.00
517	130-1555	CABLE CRIMPER DIELESS 12TON BATTERY	\$689.00	\$216.00	\$90.00
518	130-1560	CABLE CRIMPER 15 TON 18V BATTERY U-DIE	\$585.00	\$468.00	\$194.00
519	130-1650	WRENCH IMPACT 1/2IN BATTERY	\$152.00	\$72.00	\$21.00
520	130-1670	WRENCH IMPACT 1/2IN ELEC	\$243.00	\$86.00	\$32.00
521	130-1680	WRENCH IMPACT 3/4IN ELEC	\$274.00	\$97.00	\$37.00
522	130-1690	WRENCH IMPACT 1IN ELEC	\$304.00	\$108.00	\$41.00
523	130-1720	SHEAR WRENCH 5/8-3/4-7/8IN ELECTRIC	\$304.00	\$162.00	\$73.00
524	130-1730	SHEAR WRENCH 3/4 TO 1-1/8IN ELECTRIC	\$365.00	\$183.00	\$77.00
525	130-1740	PUNCH HYDRAULIC 11 TON 18V BATTERY	\$486.00	\$162.00	\$60.00
526	130-1750	PUNCH HYDRAULIC 35 TON	\$486.00	\$230.00	\$65.00
527	130-1755	PUNCH 15/16IN HOLE 1/2IN MATERIAL ELEC	\$1,049.00	\$527.00	\$193.00
528	130-1850	NIBBLER 10 GAUGE ELEC	\$243.00	\$108.00	\$41.00
529	130-1950	CABLE CRIMPER 12 TON 18V BATTERY U-DIE	\$338.00	\$144.00	\$41.00
530	130-1955	GRIP KIT WIRE SIZE 1/0 - 750MCM	\$365.00	\$142.00	\$64.00

## HERC RENTALS - CONTRACT 2019000318-5

## EXHIBIT A.2 - 2022 PLATINUM PRICING

	Cat Class	Description	Month	Week	Day
531	130-2150	DIE KIT FOR 6AWG TO 750KCMIL ALUM CONN	\$68.00	\$29.00	\$13.00
532	130-2160	DIE KIT FOR 6AWG TO 750KCMIL COPPER CONN	\$68.00	\$29.00	\$13.00
533	135-1140	TENSIONER CONV KIT STS2 1-1/4IN	\$123.00	\$36.00	\$14.00
534	135-1142	TENSIONER CONV KIT STS3 1-5/8IN	\$486.00	\$162.00	\$59.00
535	135-1310	TENSIONER CONV KIT STS3 1-3/4 IN	\$110.00	\$37.00	\$13.00
536	135-1312	TENSIONER CONV KIT STS2 1-3/8 IN	\$110.00	\$37.00	\$13.00
537	135-1314	TENSIONER CONV KIT STS4 1-7/8 IN	\$292.00	\$97.00	\$34.00
538	135-1316	TENSIONER CONV KIT STS5 2-1/2 IN	\$329.00	\$110.00	\$39.00
539	135-1340	TENSIONER STS3 1-5/8 TO 2IN	\$434.00	\$131.00	\$50.00
540	135-1341	TENSIONER STS4 1-7/8 TO 2-1/2	\$486.00	\$162.00	\$59.00
541	135-1342	TENSIONER CONV KIT F/STS3 2IN	\$143.00	\$45.00	\$18.00
542	135-1345	TENSIONER STS5 2-1/2 TO 3	\$486.00	\$162.00	\$59.00
543	135-1380	TENSIONER STS2 1-1/4 TO 1-1/2	\$373.00	\$108.00	\$41.00
544	135-2200	PUMP PNEUMATIC TENSIONER 27500 PSI	\$2,136.00	\$635.00	\$239.00
545	135-2560	WRENCH IMPACT 3/8 AIR	\$68.00	\$32.00	\$16.00
546	135-2580	WRENCH IMPACT 1/2 AIR	\$68.00	\$32.00	\$16.00
547	135-2590	WRENCH IMPACT 3/4 AIR	\$108.00	\$36.00	\$18.00
548	135-2600	WRENCH IMPACT 1 AIR	\$180.00	\$63.00	\$32.00
549	135-2610	WRENCH IMPACT 1 1/2 AIR	\$270.00	\$90.00	\$45.00
550	135-2620	WRENCH IMPACT SPLINE 1 1/2 AIR	\$270.00	\$90.00	\$45.00
551	135-2640	WRENCH IMPACT SPLINE AIR	\$270.00	\$90.00	\$45.00
552	135-2740	FILTER/REGULATOR/LUBRICATOR CONTROL UNIT	\$86.00	\$29.00	\$9.00
553	135-2750	TORQUE NUTRUNNER AIR .75IN SQ 1K	\$675.00	\$241.00	\$97.00
554	135-2755	TORQUE NUTRUNNER AIR 1IN SQ 1K	\$1,485.00	\$527.00	\$182.00
555	135-2757	TORQUE NUTRUNNER AIR 1IN SQ 3K	\$1,620.00	\$576.00	\$243.00
556	135-2760	TORQUE NUTRUNNER AIR 1.5IN SQ 4K	\$2,039.00	\$727.00	\$271.00
557	135-3050	WRENCH TORQUE 0.75 SQ 1K FT/LBS HYD	\$517.00	\$184.00	\$69.00
558	135-3069	WRENCH TORQUE 1 SQ 3K FT/LBS HYD	\$1,400.00	\$495.00	\$189.00
559	135-3070	WRENCH TORQUE 1 SQ 4K FT/LBS HYD	\$1,215.00	\$432.00	\$162.00
560	135-3089	WRENCH TORQUE 1.5 SQ 5K FT/LBS HYD	\$2,043.00	\$729.00	\$275.00
561	135-3090	WRENCH TORQUE 1.5 SQ 8K FT/LBS HYD	\$1,215.00	\$432.00	\$162.00
562	135-3091	WRENCH TORQUE 1.5 SQ 11K FT/LBS HYD	\$2,309.00	\$819.00	\$311.00
563	135-3110	WRENCH TORQUE 1.5 SQ HYD	\$2,187.00	\$729.00	\$257.00
564	135-3130	WRENCH TORQUE PWR HEAD 8K FT/LBS HYD	\$395.00	\$140.00	\$53.00
565	135-3140	WRENCH TORQUE PWR HEAD 16K FT/LBS HYD	\$577.00	\$274.00	\$77.00
566	135-3141	WRENCH TORQUE 0.75 SQ 36V ELEC	\$2,030.00	\$677.00	\$239.00
567	135-3142	WRENCH TORQUE 1 SQ 36V ELEC	\$2,075.00	\$738.00	\$280.00
568	135-3150	WRENCH TORQUE IMPACT 0.75 SQ AIR	\$1,063.00	\$378.00	\$142.00
569	135-3190	TORQUE NUTRUNNER AIR 1IN SQ 2.5K	\$1,306.00	\$464.00	\$175.00
570	135-3196	TORQUE NUTRUNNER AIR 1.5IN SQ 6K	\$1,787.00	\$635.00	\$239.00
571	135-3210	WRENCH TORQUE PWR HEAD 4K FT/LBS HYD	\$304.00	\$108.00	\$41.00
572	135-3230	WRENCH TORQUE PWR HEAD 2K FT/LBS HYD	\$183.00	\$65.00	\$24.00
573	135-3240	WRENCH TORQUE PWR SW HEAD 5K FT/LB HYD	\$972.00	\$405.00	\$257.00
574	135-3270	WRENCH TORQUE 1/2 250 FT/LBS MANUAL	\$112.00	\$40.00	\$16.00
575	135-3290	WRENCH TORQUE 3/4 600 FT/LBS MANUAL	\$112.00	\$40.00	\$16.00
576	135-3310	MULTPLY TORQUE WRENCH 3/4X1 3000 FT/LBS	\$112.00	\$40.00	\$16.00
577	135-3350	MULTIPLIER TORQUE WRENCH 1/2X3/4 MANUAL	\$112.00	\$40.00	\$16.00
578	135-3370	WRENCH TORQUE 1IN 1000 FT/LBS MANUAL	\$158.00	\$56.00	\$21.00
579	135-3390	WRENCH TORQUE 3/8 10-100 FT/LBS MANUAL	\$61.00	\$22.00	\$8.00
580	135-3405	TORQUE HEX LINK 1-1/4 2000 FT/LB HYD	\$212.00	\$76.00	\$29.00
581	135-3410	TORQUE HEX LINK 1-5/8 2000 FT/LBS HYD	\$212.00	\$76.00	\$29.00
582	135-3430	TORQUE HEX LINK 1-13/16 2000 FT/LBS HYD	\$212.00	\$76.00	\$29.00
583	135-3435	TORQUE HEX LINK 2 4000 FT/LBS HYD	\$256.00	\$121.00	\$34.00

**HERC RENTALS - CONTRACT 2019000318-5**  
**EXHIBIT A.2 - 2022 PLATINUM PRICING**

	<b>Cat Class</b>	<b>Description</b>	<b>Month</b>	<b>Week</b>	<b>Day</b>
584	135-3439	TORQUE HEX LINK 2-3/8 2000 FT/LBS HYD	\$318.00	\$119.00	\$65.00
585	135-3450	TORQUE HEX LINK 2-3/8 4000 FT/LBS HYD	\$243.00	\$86.00	\$32.00
586	135-3470	TORQUE HEX LINK 3-1/8 8000 FT/LBS HYD	\$304.00	\$108.00	\$41.00
587	135-3480	TORQUE HEX LINK 2-3/8 8000 FT/LBS HYD	\$310.00	\$147.00	\$41.00
588	135-3490	TORQUE HEX LINK 2-3/16 4000 FT/LBS HYD	\$243.00	\$86.00	\$32.00
589	135-3510	TORQUE HEX LINK 2-3/4 4000 FT/LBS HYD	\$243.00	\$86.00	\$32.00
590	135-3530	TORQUE HEX LINK 3-1/2 8000 FT/LBS HYD	\$401.00	\$134.00	\$47.00
591	135-3550	TORQUE HEX LINK 1-7/16 2000 FT/LBS HYD	\$212.00	\$76.00	\$29.00
592	135-3570	TORQUE HEX LINK 2-9/16 8000 FT/LBS HYD	\$304.00	\$108.00	\$41.00
593	135-3590	TORQUE HEX LINK 3-1/2 16800 FT/LBS HYD	\$517.00	\$184.00	\$69.00
594	135-3610	TORQUE HEX LINK 3-7/8 16800 FT/LBS HYD	\$517.00	\$184.00	\$69.00
595	135-3630	TORQUE HEX LINK 4-1/4 16800 FT/LBS HYD	\$577.00	\$205.00	\$77.00
596	135-3650	TORQUE HEX LINK 4-5/8 16800 FT/LBS HYD	\$577.00	\$205.00	\$77.00
597	135-3670	TORQUE HEX LINK 2-15/16 4000 FT/LBS HYD	\$243.00	\$86.00	\$32.00
598	135-3690	TORQUE HEX LINK 2-3/4 8000 FT/LBS HYD	\$304.00	\$108.00	\$41.00
599	135-3730	TORQUE HEX LINK 2-15/16 8000FT/LBS HYD	\$334.00	\$119.00	\$45.00
600	135-3750	TORQUE HEX LINK 2-9/16 4000 FT/LBS HYD	\$243.00	\$86.00	\$32.00
601	135-3770	TORQUE HEX LINK 2 2000 FT/LB HYD	\$243.00	\$86.00	\$32.00
602	135-3790	SPLITTER NUT 50-60 50 T HYD	\$274.00	\$97.00	\$37.00
603	135-3900	EYE WASH STATION	\$266.00	\$97.00	\$37.00
604	135-4060	TORQUE MULTIPLIER 25:1 1" DR	\$264.00	\$97.00	\$34.00
605	135-5100	DRIVER ATTACHMENT 1K FT/LB HYD	\$212.00	\$76.00	\$29.00
606	135-5205	TORQUE M2 HEX LINK 1-1/4 1300FT/LBS HYD	\$212.00	\$76.00	\$29.00
607	135-5210	TORQUE M2 HEX LINK 1-7/16 1300FT/LBS HYD	\$212.00	\$76.00	\$29.00
608	135-5220	TORQUE M2 HEX LINK 1-13/16 1300FT/LBSHYD	\$212.00	\$76.00	\$29.00
609	135-5229	TORQUE M2 HEX LINK 2 3/8"	\$237.00	\$90.00	\$49.00
610	135-6000	RR SPIKE PULLER HYD	\$338.00	\$122.00	\$49.00
611	135-6005	RR SPIKE DRIVER TALL HYD	\$405.00	\$144.00	\$57.00
612	135-6015	RR TAMPER TIE 10 GPM HYD	\$405.00	\$144.00	\$57.00
613	135-6020	RR CUTOFF SAW CCW HYD	\$338.00	\$122.00	\$49.00
614	135-6025	RR IMPACT DRILL 7/16QC HYD	\$338.00	\$122.00	\$49.00
615	135-6030	RR RAIL DRILL HYD	\$503.00	\$180.00	\$69.00
616	135-6035	RR JACK TRACK HYD	\$260.00	\$94.00	\$37.00
617	140-1020	COMPRESSOR PORTABLE 4 CFM ELECTRIC	\$334.00	\$158.00	\$45.00
618	140-1040	COMPRESSOR PORTABLE 7 CFM ELECTRIC	\$334.00	\$158.00	\$45.00
619	140-1060	COMPRESSOR PORTABLE 8 CFM GAS	\$334.00	\$158.00	\$45.00
620	140-1100	COMPRESSOR PORTABLE 14 CFM GAS	\$365.00	\$173.00	\$49.00
621	140-1105	COMPRESSOR PORTABLE 17 CFM GAS	\$405.00	\$177.00	\$51.00
622	140-1120	COMPRESSOR 50-60CFM PORTABLE GAS	\$428.00	\$186.00	\$68.00
623	140-1220	COMPRESSOR TOWABLE 100-125 CFM DSL	\$446.00	\$192.00	\$81.00
624	140-1260	COMPRESSOR TOWABLE 175-195 CFM DSL	\$540.00	\$211.00	\$110.00
625	140-1265	COMPRESSOR UTILITY MOUNT 175-195 CFM DSL	\$972.00	\$466.00	\$171.00
626	140-1280	COMPRESSOR TOWABLE 200-245 CFM DSL	\$793.00	\$342.00	\$178.00
627	140-1360	COMPRESSOR TOWABLE 375-425CFM DSL	\$1,283.00	\$559.00	\$239.00
628	140-1375	COMPRESSOR TOWABLE 750CFM DSL	\$2,340.00	\$1,296.00	\$449.00
629	140-1380	COMPRESSOR TOWABLE 825CFM DSL	\$2,340.00	\$1,296.00	\$471.00
630	140-1385	COMPRESSOR TOWABLE 900CFM DSL	\$4,050.00	\$1,620.00	\$556.00
631	140-1392	COMPRESSOR TOWABLE 1170CFM 350PSI DSL	\$5,850.00	\$2,106.00	\$813.00
632	140-1400	COMPRESSOR TOWABLE 1600CFM DSL	\$5,850.00	\$2,106.00	\$813.00
633	140-1420	COMPRESSOR TOWABLE INST QUAL 750CFM DSL	\$3,645.00	\$1,458.00	\$620.00
634	140-1460	COMPRESSOR TOWABLE INST QUAL 915CFM DSL	\$4,455.00	\$1,701.00	\$680.00
635	140-1480	COMPRESSOR TOWABLE INS QUAL 1600CFM DSL	\$6,030.00	\$2,426.00	\$984.00
636	140-1610	COMPRESSOR RECIPROCATING 5HP ELEC	\$473.00	\$167.00	\$59.00

## HERC RENTALS - CONTRACT 2019000318-5

## EXHIBIT A.2 - 2022 PLATINUM PRICING

	Cat Class	Description	Month	Week	Day
637	140-1640	COMPRESSOR ROTARY 130CFM ELEC	\$1,404.00	\$498.00	\$183.00
638	140-1645	COMPRESSOR ROTARY 240CFM ELEC	\$1,404.00	\$498.00	\$183.00
639	140-1655	COMPRESSOR ROTARY 365CFM ELEC	\$1,440.00	\$536.00	\$203.00
640	140-1660	COMPRESSOR ROTARY 365CFM 125PSI ELEC	\$2,016.00	\$804.00	\$284.00
641	140-1670	COMPRESSOR ROTARY 500CFM 125PSI ELEC	\$2,160.00	\$880.00	\$304.00
642	140-1675	COMPRESSOR ROTARY 750CFM ELEC	\$2,340.00	\$957.00	\$324.00
643	140-1680	COMPRESSOR ROTARY 750CFM 125PSI ELEC	\$3,060.00	\$1,129.00	\$405.00
644	140-1685	COMPRESSOR ROTARY 900CFM ELEC	\$3,510.00	\$1,186.00	\$446.00
645	140-1690	COMPRESSOR ROTARY 1000CFM 125PSI ELEC	\$3,510.00	\$1,186.00	\$446.00
646	140-1695	COMPRESSOR ROTARY 1500CFM ELEC	\$4,500.00	\$1,607.00	\$608.00
647	140-1700	COMPRESSOR ROTARY 1500CFM 125PSI ELEC	\$4,680.00	\$1,733.00	\$628.00
648	140-1705	COMPRESSOR ROTARY 1500CFM 2300V ELEC	\$4,680.00	\$1,733.00	\$628.00
649	140-1710	COMPRESSOR ROTARY 1500CFM 4160V ELEC	\$4,680.00	\$1,733.00	\$628.00
650	140-1720	COMPRESSOR STATIONARY 25 CFM GAS	\$304.00	\$140.00	\$65.00
651	140-2010	COMPRESSOR ATTACH WATER SEPARATOR	\$440.00	\$149.00	\$65.00
652	140-2110	COMPRESSED AIR AFTERCOOLER FILTER450CFM	\$612.00	\$230.00	\$81.00
653	140-2150	COMPRESSED AIR AFTERCOOLERFILTER1000CFM	\$1,033.00	\$463.00	\$219.00
654	140-2200	COMPRESSED AIR REFRIG DRYER 75CFM 115V	\$1,134.00	\$401.00	\$141.00
655	140-2210	COMPRESSED AIR REFRIG DRYER 250CFM 460V	\$1,215.00	\$426.00	\$149.00
656	140-2230	COMPRESSED AIR DESICCANT DRYER 450CFM	\$1,710.00	\$684.00	\$244.00
657	140-2250	COMPRESSED AIR DESICT DRYER 1500CFM 115V	\$2,437.00	\$898.00	\$300.00
658	140-2270	COMPRESSOR ATTACH DRYER 2501-3000 CFM	\$4,446.00	\$1,582.00	\$577.00
659	140-2310	COMPRESSED AIR AFTERCOOLERDRYFLTR 500CFM	\$2,116.00	\$813.00	\$278.00
660	140-2330	COMPRESSED AIR AFTERCOOLDRYFLTR 1000CFM	\$2,706.00	\$1,048.00	\$317.00
661	140-2350	COMPRESSED AIR AFTERCOOLDRYFLTR 1600CFM	\$3,625.00	\$1,326.00	\$449.00
662	140-2410	COMPRESSOR ATTACH MIST ELMIN 500-999 CFM	\$536.00	\$203.00	\$97.00
663	140-2420	COMPRESSOR ATTACH MIST ELMIN1500-2000CFM	\$1,033.00	\$367.00	\$146.00
664	140-3300	FILTER POT CARBON 6 BAG VESSEL	\$900.00	\$288.00	\$81.00
665	140-3310	FILTER POT SS 2 VESSELS BAG SKID	\$1,458.00	\$495.00	\$162.00
666	140-3314	FILTER POT SS 4 BAG VESSEL 4IN INLT SKID	\$1,845.00	\$504.00	\$167.00
667	140-3316	FILTER POT SS 6 BAG VESSEL 6IN INLT SKID	\$1,845.00	\$504.00	\$167.00
668	140-3318	FILTER POT SS 8 BAG VESSEL 8IN INLT SKID	\$1,845.00	\$504.00	\$167.00
669	140-3320	FILTER POT CODED 12 IN CT BP TRAILER	\$3,510.00	\$1,044.00	\$389.00
670	140-3330	FILTER POT CODED DUAL 12 IN TRAILER	\$5,130.00	\$1,836.00	\$689.00
671	140-3332	FILTER POT SAND SS 4 POT 8IN INLET SKID	\$2,835.00	\$972.00	\$342.00
672	140-3430	DIESEL PARTICULATE FILTER FOR 4.9L	\$1,620.00	\$864.00	\$486.00
673	140-3570	MANIFOLD AIR 10 GALLON TANK	\$310.00	\$111.00	\$45.00
674	140-3580	MANIFOLD AIR 15 GALLON TANK	\$310.00	\$111.00	\$45.00
675	150-1040	RAMMER SAND	\$185.00	\$88.00	\$26.00
676	150-1060	RAMMER JUMPING JACK 1LB - 99LB GAS	\$324.00	\$180.00	\$63.00
677	150-1070	RAMMER JUMPING JACK 100LB - 150LB GAS	\$324.00	\$180.00	\$63.00
678	150-1080	RAMMER JUMPING JACK 151LB - 199LB GAS	\$324.00	\$180.00	\$63.00
679	150-1120	RAMMER JUMPING JACK 100LB - 199LB BATT	\$567.00	\$275.00	\$81.00
680	150-1140	RAMMER JUMPING JACK 100LB - 199LB DSL	\$567.00	\$275.00	\$81.00
681	150-1260	PLATE COMPACTOR UP TO 299LB GAS	\$356.00	\$214.00	\$68.00
682	150-1420	PLATE COMPACTOR 100LB TO 199LB REVERSBLE	\$447.00	\$214.00	\$68.00
683	150-1440	PLATE COMPACTOR 200LB TO 299LB REVERSBLE	\$540.00	\$261.00	\$77.00
684	150-1460	PLATE COMPACTOR 300LB TO 399LB REVERSBLE	\$540.00	\$261.00	\$77.00
685	150-1500	PLATE COMPACTOR 500LB TO 599LB REVERSBLE	\$810.00	\$378.00	\$117.00
686	150-1520	PLATE COMPACTOR 600LB TO 699LB REVERSBLE	\$869.00	\$428.00	\$126.00
687	150-1540	PLATE COMPACTOR 700LB TO 799LB REVERSBLE	\$922.00	\$455.00	\$135.00
688	150-1560	PLATE COMPACTOR 900LB TO 999LB REVERSBLE	\$1,448.00	\$711.00	\$212.00
689	150-1580	PLATE COMPACTOR 1000 TO 1100LB REVERSBLE	\$1,448.00	\$711.00	\$212.00



## HERC RENTALS - CONTRACT 2019000318-5

## EXHIBIT A.2 - 2022 PLATINUM PRICING

	Cat Class	Description	Month	Week	Day
690	150-1600	PLATE COMPACTOR 1100LB-1199LB REVERSBLE	\$1,500.00	\$738.00	\$221.00
691	150-1720	TAMPER 30LB 6IN AIR	\$304.00	\$149.00	\$45.00
692	150-2020	ROLLER WALKBEHIND DOUBLE DRUM 25IN GAS	\$675.00	\$369.00	\$140.00
693	150-2040	ROLLER WALKBEHIND SINGLE DRUM 28IN GAS	\$709.00	\$378.00	\$142.00
694	150-2100	ROLLER WALKBEHIND SINGLE DRUM 30IN GAS	\$709.00	\$378.00	\$142.00
695	150-2220	ROLLER TRENCH VIBRA DBL DRUM 22IN DSL	\$1,654.00	\$756.00	\$320.00
696	150-2260	ROLLER TRENCH VIBRA DBL DRUM 32IN DSL	\$1,654.00	\$756.00	\$320.00
697	150-2560	ROLLER RIDE-ON PADFT 54IN SNG 5 TON	\$3,101.00	\$1,395.00	\$450.00
698	150-2580	ROLLER RIDE-ON PADFT 66IN SNG 8 TON	\$3,231.00	\$1,404.00	\$522.00
699	150-2600	ROLLER RIDE-ON PADFT 84IN SNG 11 TON	\$3,942.00	\$1,625.00	\$588.00
700	150-2620	ROLLER RIDE-ON PADFT 84IN SNG 14 TON	\$4,392.00	\$1,809.00	\$707.00
701	150-2730	ROLLER RIDE-ON SMOOTH 54IN SNG 5 TON	\$2,237.00	\$981.00	\$401.00
702	150-2760	ROLLER RIDE-ON SMOOTH 66IN SNG 8 TON	\$2,646.00	\$1,206.00	\$482.00
703	150-2770	ROLLER RIDE-ON SMOOTH 84IN SNG 11 TON	\$3,510.00	\$1,476.00	\$559.00
704	150-2820	ROLLER RIDE-ON SMOOTH 35IN DBL 1 TON GAS	\$1,062.00	\$446.00	\$158.00
705	150-2840	ROLLER RIDE-ON SMOOTH 47IN DBL 2 TON DSL	\$1,418.00	\$554.00	\$227.00
706	150-2860	ROLLER RIDE-ON SMOOTH 47IN DBL 3 TON DSL	\$1,418.00	\$554.00	\$227.00
707	150-2880	ROLLER RIDE-ON SMOOTH 66IN DBL 7 TON DSL	\$3,600.00	\$1,826.00	\$588.00
708	150-2920	ROLLER RIDE-ON SMOOTH 66IN DBL 11TON DSL	\$4,050.00	\$1,959.00	\$677.00
709	150-2950	ROLLER ATTACHMENT PADFOOT 5 TON	\$413.00	\$153.00	\$51.00
710	150-2960	ROLLER ATTACHMENT PADFOOT 8 TON	\$612.00	\$315.00	\$107.00
711	150-2970	ROLLER ATTACHMENT PADFOOT 11 TON	\$765.00	\$345.00	\$129.00
712	150-3020	ROLLER ASPHALT 9 WHL PNUEMATIC 68IN 12TN	\$3,531.00	\$1,176.00	\$205.00
713	150-3240	PLATE ATT 12IN 1-7MT MINI EX 3000LB	\$820.00	\$389.00	\$110.00
714	150-3260	PLATE ATT 24IN BH & 8MT MINI EX 6500LB	\$1,033.00	\$486.00	\$129.00
715	150-3265	PLATE ATT 18IN 1-7MT MINI EX 3400LB	\$1,033.00	\$486.00	\$129.00
716	150-3300	PLATE ATT 27IN 10-18MT EXCAVATOR 11000LB	\$1,722.00	\$810.00	\$214.00
717	150-3320	PLATE ATT 34IN 19-24MT EXCAVATOR 21000LB	\$1,894.00	\$891.00	\$235.00
718	150-4000	ROAD MILLING COLD 20IN WIDE	\$8,713.00	\$3,239.00	\$1,155.00
719	150-4010	ROAD MILLING COLD 80IN WIDE	\$25,132.00	\$8,730.00	\$2,138.00
720	150-4020	TRAILER ASPHALT 4 TON	\$2,754.00	\$1,309.00	\$334.00
721	150-4100	TRAILER ASPHALT HEATED SPRAYER 300 GAL	\$2,116.00	\$706.00	\$235.00
722	150-4120	ASPHALT CRACK FILLER W/B LP	\$576.00	\$270.00	\$117.00
723	150-5000	TRAILER CRACK SEALER 250 GAL	\$3,150.00	\$1,026.00	\$410.00
724	175-1100	SURVEILLANCE TRAILER SINGLE CAMERA UNIT	\$1,710.00	\$573.00	\$234.00
725	175-1105	SURVEILLANCE TRAILER INFARED CAMERA	\$1,872.00	\$626.00	\$248.00
726	175-1110	SURVEILLANCE SINGLE CAMERA UNIT EXTRA	\$428.00	\$146.00	\$60.00
727	175-1115	SURVEILLANCE CAMERA W TRIPOD 115V	\$727.00	\$248.00	\$103.00
728	175-1120	SURVEILLANCE INFRARED CAMERA EXTRA	\$500.00	\$171.00	\$72.00
729	200-1015	MINI WHEEL LOADER W/B < 600LB CAPBATTERY	\$2,754.00	\$972.00	\$410.00
730	200-1020	MINI TRACK LOADER W/B < 600LB CAP GAS	\$1,497.00	\$642.00	\$214.00
731	200-1030	MINI TRACK LOADER W/B < 600LB CAP DSL	\$1,497.00	\$642.00	\$214.00
732	200-1040	MINI TRACK LOADER W/B > 600LB CAP DSL	\$1,582.00	\$680.00	\$244.00
733	200-1050	MINI TRACK LOADER W/B 2000LB CAP DSL	\$2,133.00	\$941.00	\$338.00
734	200-1310	SKIDSTEER LOADER 250-750LB ROPS	\$1,497.00	\$486.00	\$171.00
735	200-1311	SKIDSTEER LOADER 250-750LB CAB	\$1,539.00	\$496.00	\$180.00
736	200-1350	SKIDSTEER LOADER 1300-2099LB ROPS	\$1,148.00	\$445.00	\$177.00
737	200-1351	SKIDSTEER LOADER 1300-2099LB CAB	\$1,193.00	\$473.00	\$192.00
738	200-1352	SKIDSTEER LOADER 1751-2099LB ROPS HF	\$1,193.00	\$473.00	\$192.00
739	200-1353	SKIDSTEER LOADER 1751-2099LB CAB HF	\$1,193.00	\$473.00	\$192.00
740	200-1360	SKIDSTEER LOADER 2100-2399LB ROPS	\$1,305.00	\$578.00	\$247.00
741	200-1361	SKIDSTEER LOADER 2100-2399LB CAB	\$1,350.00	\$647.00	\$275.00
742	200-1362	SKIDSTEER LOADER 2100-2399LB ROPS HF	\$1,350.00	\$647.00	\$275.00

**HERC RENTALS - CONTRACT 2019000318-5**  
**EXHIBIT A.2 - 2022 PLATINUM PRICING**

	<b>Cat Class</b>	<b>Description</b>	<b>Month</b>	<b>Week</b>	<b>Day</b>
743	200-1370	SKIDSTEER LOADER 2400-2999LB ROPS	\$1,305.00	\$578.00	\$247.00
744	200-1371	SKIDSTEER LOADER 2400-2999LB CAB	\$1,350.00	\$647.00	\$275.00
745	200-1372	SKIDSTEER LOADER 2400-2999LB ROPS HF	\$1,350.00	\$647.00	\$275.00
746	200-1373	SKIDSTEER LOADER 2400-2999LB CAB HF	\$1,463.00	\$682.00	\$279.00
747	200-1381	SKIDSTEER LOADER OVER 3000LB CAB	\$1,607.00	\$734.00	\$301.00
748	200-1382	SKIDSTEER LOADER OVER 3000LB ROPS HF	\$1,823.00	\$816.00	\$341.00
749	200-1420	COMPACT TRACK LOADER 600-1299LB ROPS	\$1,845.00	\$715.00	\$276.00
750	200-1430	COMPACT TRACK LOADER 1300-1699LB ROPS	\$1,845.00	\$715.00	\$276.00
751	200-1431	COMPACT TRACK LOADER 1300-1699LB CAB	\$1,890.00	\$734.00	\$293.00
752	200-1440	COMPACT TRACK LOADER 1700-1999LB ROPS	\$1,845.00	\$715.00	\$276.00
753	200-1441	COMPACT TRACK LOADER 1700-1999LB CAB	\$1,890.00	\$734.00	\$293.00
754	200-1450	COMPACT TRACK LOADER 2000-2399LB ROPS	\$1,845.00	\$715.00	\$276.00
755	200-1451	COMPACT TRACK LOADER 2000-2399LB CAB	\$1,890.00	\$734.00	\$293.00
756	200-1452	COMPACT TRACK LOADER 2000-2399LB ROPS HF	\$1,890.00	\$734.00	\$293.00
757	200-1453	COMPACT TRACK LOADER 2000-2399LB CAB HF	\$1,980.00	\$765.00	\$306.00
758	200-1460	COMPACT TRACK LOADER 2400-2799LB ROPS	\$1,980.00	\$765.00	\$306.00
759	200-1461	COMPACT TRACK LOADER 2400-2799LB CAB	\$2,025.00	\$834.00	\$322.00
760	200-1462	COMPACT TRACK LOADER 2400-2799LB ROPS HF	\$2,025.00	\$834.00	\$322.00
761	200-1463	COMPACT TRACK LOADER 2400-2799LB CAB HF	\$2,250.00	\$943.00	\$359.00
762	200-1470	COMPACT TRACK LOADER 2800LB & OVER ROPS	\$2,250.00	\$943.00	\$359.00
763	200-1471	COMPACT TRACK LOADER 2800LB & OVER CAB	\$2,340.00	\$983.00	\$370.00
764	200-1472	COMPACT TRACK LOADER 2800LB & UP ROPS HF	\$2,340.00	\$983.00	\$370.00
765	200-1473	COMPACT TRACK LOADER 2800LB & UP CAB HF	\$2,430.00	\$997.00	\$383.00
766	210-1100	BACKHOE COMPACT TLB 20-23HP 4WD ROPS DSL	\$1,560.00	\$662.00	\$211.00
767	210-1200	BACKHOE COMPACT TLB 24-29HP 4WD ROPS DSL	\$1,904.00	\$774.00	\$256.00
768	210-3100	BACKHOE 70-97HP 2WD ROPS DSL	\$1,755.00	\$720.00	\$268.00
769	210-3150	BACKHOE 70-97HP 2WD CAB DSL	\$1,755.00	\$720.00	\$268.00
770	210-3200	BACKHOE 70-97HP 4WD ROPS DSL	\$1,755.00	\$720.00	\$268.00
771	210-3205	BACKHOE 70-97HP 4WD ROPS EXTENDAHOE DSL	\$1,755.00	\$720.00	\$268.00
772	210-3250	BACKHOE 70-97HP 4WD CAB DSL	\$1,890.00	\$784.00	\$300.00
773	210-3255	BACKHOE 70-97HP 4WD CAB EXTENDAHOE DSL	\$1,890.00	\$784.00	\$300.00
774	210-4205	BACKHOE 98-115HP 4WD ROPS EXTENDAHOE DSL	\$2,970.00	\$1,114.00	\$396.00
775	210-4250	BACKHOE 98-115HP 4WD CAB DSL	\$3,038.00	\$1,165.00	\$414.00
776	210-4255	BACKHOE 98-115HP 4WD CAB EXTENDAHOE DSL	\$3,038.00	\$1,165.00	\$414.00
777	210-5250	BACKHOE OVER 115HP 4WD CAB DSL	\$4,590.00	\$1,620.00	\$576.00
778	210-5255	BACKHOE OVER 115HP 4WD CAB EXTENDHOE DSL	\$4,590.00	\$1,620.00	\$576.00
779	230-1000	DEMOLITION ROBOT DXR140 2200LB 12FT ELEC	\$5,985.00	\$2,138.00	\$684.00
780	230-1100	DEMOLITION ROBOT DXR300 4300LB 17FT ELEC	\$7,695.00	\$2,993.00	\$1,026.00
781	230-1200	BREAKER DEMOLITION ROBOT 310LB DXR140	\$1,026.00	\$342.00	\$149.00
782	230-1210	BREAKER DEMOLITION ROBOT 440LB DXR300	\$1,283.00	\$428.00	\$171.00
783	230-1215	BREAKER DEMOLITION ROBOT 660LB DXR300	\$1,539.00	\$513.00	\$194.00
784	230-1300	DEMOLITION ROBOT ATTCH GRAPPLER DXR140	\$1,283.00	\$428.00	\$171.00
785	230-1310	DEMOLITION ROBOT ATTCH GRAPPLER DXR300	\$1,283.00	\$428.00	\$171.00
786	230-1400	DEMOLITION ROBOT ATTCH CRUSHER DXR140	\$2,138.00	\$684.00	\$302.00
787	230-1410	DEMOLITION ROBOT ATTCH CRUSHER DXR300	\$2,394.00	\$855.00	\$364.00
788	230-1430	DEMOLITION ROBOT ATTCH DRUMCUTTER DXR300	\$2,394.00	\$855.00	\$364.00
789	230-1500	DEMOLITION ROBOT ATTCH SHEARER 140/300	\$2,394.00	\$855.00	\$364.00
790	230-1600	DEMOLITION ROBOT BUCKET 12 SMOOTH DXR140	\$193.00	\$64.00	\$26.00
791	230-1610	DEMOLITION ROBOT BUCKET 12 SMOOTH DXR300	\$193.00	\$64.00	\$26.00
792	230-1620	DEMOLITION ROBOT BUCKET 20 TRENCH DXR140	\$193.00	\$64.00	\$26.00
793	230-1630	DEMOLITION ROBOT BUCKET 20 TRENCH DXR300	\$193.00	\$64.00	\$26.00
794	230-1640	DEMOLITION ROBOT BUCKET 30 SMOOTH DXR140	\$193.00	\$64.00	\$26.00
795	230-1650	DEMOLITION ROBOT BUCKET 30 SMOOTH DXR300	\$193.00	\$64.00	\$26.00

## HERC RENTALS - CONTRACT 2019000318-5

## EXHIBIT A.2 - 2022 PLATINUM PRICING

	Cat Class	Description	Month	Week	Day
796	240-1000	MINI-EXCAVATOR 2000-2999 LBS DSL ROPS	\$1,305.00	\$627.00	\$229.00
797	240-1200	MINI-EXCAVATOR 4000-4999 LBS DSL ROPS	\$1,305.00	\$627.00	\$229.00
798	240-1201	MINI-EXCAVATOR 4000-4999 LBS HYBRID ROPS	\$2,520.00	\$959.00	\$405.00
799	240-1300	MINI-EXCAVATOR 5000-6999 LBS DSL ROPS	\$1,305.00	\$627.00	\$229.00
800	240-1310	MINI-EXCAVATOR 5000-6999 LBS DSL CAB	\$1,350.00	\$647.00	\$240.00
801	240-1400	MINI-EXCAVATOR 7000-8999 LBS DSL ROPS	\$1,463.00	\$680.00	\$250.00
802	240-1410	MINI-EXCAVATOR 7000-8999 LBS DSL CAB	\$1,530.00	\$700.00	\$265.00
803	240-1500	MINI-EXCAVATOR 9000-11999 LBS DSL ROPS	\$1,823.00	\$775.00	\$277.00
804	240-1510	MINI-EXCAVATOR 9000-11999 LBS DSL CAB	\$2,019.00	\$801.00	\$306.00
805	240-1600	MINI-EXCAVATOR 12000-13999 LBS DSL ROPS	\$2,165.00	\$878.00	\$347.00
806	240-1610	MINI-EXCAVATOR 12000-13999 LBS DSL CAB	\$2,250.00	\$954.00	\$374.00
807	240-1620	MINI-EXCAVATOR 12000 LBS DSL CAB WHEELED	\$5,310.00	\$2,160.00	\$945.00
808	240-1700	MINI-EXCAVATOR 14000-19000 LBS DSL ROPS	\$2,709.00	\$1,035.00	\$405.00
809	240-1710	MINI-EXCAVATOR 14000-19000 LBS DSL CAB	\$2,709.00	\$1,035.00	\$405.00
810	240-2000	EXCAVATOR 28000-38000 LBS STD REACH	\$3,960.00	\$1,461.00	\$606.00
811	240-2020	EXCAVATOR 28000-38000 LBS REDUCED TAIL	\$3,960.00	\$1,461.00	\$621.00
812	240-2030	EXCAVATOR 28000-38000 LBS RED TAILRUBTRK	\$4,680.00	\$1,665.00	\$653.00
813	240-2040	EXCAVATOR 28000-38000 LBS CAB WHEELED	\$7,020.00	\$2,430.00	\$810.00
814	240-2100	EXCAVATOR 39000-42000 LBS STD REACH	\$4,950.00	\$1,857.00	\$768.00
815	240-2200	EXCAVATOR 43000-49999 LBS STD REACH	\$4,950.00	\$1,857.00	\$768.00
816	240-2210	EXCAVATOR 43000-49999 LBS LONG REACH	\$6,750.00	\$2,610.00	\$1,090.00
817	240-2300	EXCAVATOR 50000-59999 LBS STD REACH	\$6,274.00	\$2,502.00	\$1,013.00
818	240-2310	EXCAVATOR 50000-59999 LBS LONG REACH	\$9,315.00	\$3,637.00	\$1,394.00
819	240-2320	EXCAVATOR 50000-59999 LBS REDUCED TAIL	\$6,274.00	\$2,502.00	\$1,013.00
820	240-2350	EXCAVATOR 50000-59999 LBS WHEELED	\$9,315.00	\$3,637.00	\$1,394.00
821	240-2400	EXCAVATOR 60000-69999 LBS STD REACH	\$7,043.00	\$2,844.00	\$1,148.00
822	240-2410	EXCAVATOR 60000-69999 LBS LONG REACH	\$9,315.00	\$3,637.00	\$1,394.00
823	240-2500	EXCAVATOR 70000-80000 LBS STD REACH	\$7,650.00	\$3,162.00	\$1,265.00
824	240-2510	EXCAVATOR 70000-80000 LBS REDUCED TAIL	\$10,530.00	\$4,172.00	\$1,582.00
825	250-1100	DOZER STD TRACK 70-85 HP ROPS	\$3,207.00	\$1,292.00	\$507.00
826	250-1140	DOZER WIDE TRACK 70-85 HP ROPS	\$3,207.00	\$1,292.00	\$507.00
827	250-1160	DOZER WIDE TRACK 70-85 HP CAB	\$3,424.00	\$1,379.00	\$555.00
828	250-1200	DOZER STD TRACK 86-95 HP ROPS	\$3,600.00	\$1,422.00	\$585.00
829	250-1220	DOZER STD TRACK 86-95 HP CAB	\$3,600.00	\$1,422.00	\$585.00
830	250-1240	DOZER WIDE TRACK 86-95 HP ROPS	\$3,600.00	\$1,422.00	\$585.00
831	250-1260	DOZER WIDE TRACK 86-95 HP CAB	\$3,600.00	\$1,422.00	\$585.00
832	250-1300	DOZER STD TRACK 96-105 HP ROPS	\$3,842.00	\$1,570.00	\$629.00
833	250-1320	DOZER STD TRACK 96-105 HP CAB	\$4,050.00	\$1,602.00	\$671.00
834	250-1340	DOZER WIDE TRACK 96-105 HP ROPS	\$3,842.00	\$1,570.00	\$629.00
835	250-1360	DOZER WIDE TRACK 96-105 HP CAB	\$4,050.00	\$1,602.00	\$671.00
836	250-1420	DOZER STD TRACK 106-130 HP CAB	\$6,087.00	\$2,337.00	\$988.00
837	250-1450	DOZER WIDE TRACK 106-130 HP ROPS	\$6,087.00	\$2,337.00	\$960.00
838	250-1460	DOZER WIDE TRACK 106-130 HP CAB	\$6,087.00	\$2,337.00	\$988.00
839	250-1560	DOZER WIDE TRACK 131-165 HP CAB	\$7,268.00	\$2,838.00	\$1,076.00
840	250-1660	DOZER WIDE TRACK 165-205 HP CAB	\$8,618.00	\$3,085.00	\$1,238.00
841	260-1100	ROAD GRADER 110-119HP DSL	\$4,982.00	\$1,722.00	\$628.00
842	260-1120	ROAD GRADER 130-139HP DSL	\$7,196.00	\$2,563.00	\$936.00
843	265-1010	COMPACT LOADER 0.75 YD STD BKT DSL	\$2,397.00	\$936.00	\$446.00
844	265-1110	COMPACT LOADER 1.0-1.4 YD STD BKT DSL	\$2,597.00	\$1,008.00	\$486.00
845	265-1300	WHEEL LOADER 2.0-2.4 YD STD BKT DSL	\$3,393.00	\$1,323.00	\$473.00
846	265-1310	WHEEL LOADER 3.0-3.4 YD STD BKT DSL	\$4,410.00	\$1,547.00	\$605.00
847	265-1320	WHEEL LOADER 2.5-3.4 YD MP BKT DSL	\$4,500.00	\$1,766.00	\$626.00
848	265-1410	WHEEL LOADER 3.5-3.9 YD STD BKT DSL	\$4,500.00	\$1,766.00	\$626.00

## HERC RENTALS - CONTRACT 2019000318-5

## EXHIBIT A.2 - 2022 PLATINUM PRICING

	Cat Class	Description	Month	Week	Day
849	265-1510	WHEEL LOADER 4.0-4.5 YD STD BKT DSL	\$5,715.00	\$1,872.00	\$740.00
850	265-1520	WHEEL LOADER 4.0-4.5 YD MP BKT DSL	\$6,075.00	\$2,167.00	\$794.00
851	265-1610	WHEEL LOADER 4.6-5.5 YD STD BKT DSL	\$9,900.00	\$3,087.00	\$1,197.00
852	275-1120	TRACTOR COMPACT 20-29HP 4WD DSL	\$1,215.00	\$504.00	\$194.00
853	275-1140	TRACTOR 30-39HP 4WD DSL	\$1,317.00	\$536.00	\$215.00
854	275-1160	TRACTOR 40-49HP 4WD DSL	\$1,384.00	\$549.00	\$223.00
855	275-1200	TRACTOR 60-69HP 4WD DSL	\$1,418.00	\$576.00	\$231.00
856	275-1300	TRACTOR 90-99HP 4WD DSL	\$1,553.00	\$575.00	\$243.00
857	275-2140	TRACTOR LOADER 30-39HP 4WD DSL	\$1,452.00	\$644.00	\$250.00
858	275-2200	TRACTOR SKIPLoader 60-90HP 4WD DSL	\$1,890.00	\$788.00	\$284.00
859	280-1010	TRENCHER CABLE INSTALLER W/B GAS	\$648.00	\$293.00	\$90.00
860	280-1020	TRENCHER W/B TRACK 24IN GAS	\$860.00	\$491.00	\$167.00
861	280-1030	TRENCHER W/B TRACK 30IN GAS	\$895.00	\$491.00	\$178.00
862	280-1040	TRENCHER W/B TRACK 36IN GAS	\$895.00	\$491.00	\$178.00
863	280-1060	TRENCHER W/B WHEEL OIN TO 18IN GAS	\$692.00	\$333.00	\$122.00
864	280-1070	TRENCHER W/B WHEEL 24IN GAS	\$810.00	\$454.00	\$158.00
865	280-1090	TRENCHER W/B WHEEL 36IN GAS	\$827.00	\$454.00	\$170.00
866	280-1110	TRENCHER RIDE-ON 35-49HP DSL	\$1,953.00	\$864.00	\$345.00
867	280-1150	TRENCHER RIDE-ON 120-130HP DSL	\$7,560.00	\$3,240.00	\$1,215.00
868	290-1000	WB LOADER ATTACHMENT AUGER	\$345.00	\$134.00	\$47.00
869	290-1005	WB LOADER ATTACHMENT TRENCHER	\$421.00	\$203.00	\$73.00
870	290-1010	WB LOADER SOIL CONDITIONER	\$689.00	\$284.00	\$95.00
871	290-1015	WB LOADER ATTACHMENT TILLER	\$498.00	\$223.00	\$81.00
872	290-1020	WB LOADER ATTACHMENT LEVELER	\$115.00	\$49.00	\$17.00
873	290-1025	WB LOADER ATTACHMENT BREAKER <250 LBS	\$842.00	\$401.00	\$141.00
874	290-1030	WB LOADER ATTACHMENT ROTARY BRUSH MOWER	\$746.00	\$304.00	\$107.00
875	290-1035	WB LOADER ATTACHMENT BUCKET	\$69.00	\$24.00	\$9.00
876	290-1040	WB LOADER ATTACHMENT GRAPPLE BKT 36IN	\$329.00	\$146.00	\$51.00
877	290-1045	WB LOADER ATTACHMENT GRAPPLE BKT 42IN	\$329.00	\$146.00	\$51.00
878	290-1050	WB LOADER ATTACHMENT GRAPPLE BKT 48IN	\$329.00	\$146.00	\$51.00
879	290-1060	WB LOADER ATTACHMENT FORKS	\$172.00	\$61.00	\$22.00
880	290-1065	WB LOADER ATTACHMENT BRUSH GRAPPLE	\$348.00	\$146.00	\$51.00
881	290-1070	WB LOADER ATTACHMENT DOZER BLADE	\$345.00	\$146.00	\$51.00
882	290-1080	WB LOADER ATTACHMENT BORING	\$345.00	\$183.00	\$81.00
883	290-1090	WB LOADER ATTACHMENT VIBRATORY PLOW	\$689.00	\$284.00	\$95.00
884	290-2000	SKIDSTEER ATTACHMENT AUGER MED TORQUE	\$574.00	\$231.00	\$81.00
885	290-2005	SKIDSTEER ATTACHMENT AUGER HI TORQUE	\$574.00	\$231.00	\$81.00
886	290-2010	SKIDSTEER ATTACHMENT ANGLE BROOM	\$651.00	\$284.00	\$95.00
887	290-2015	SKIDSTEER ATTACHMENT SWEEPER	\$651.00	\$284.00	\$95.00
888	290-2020	SKIDSTEER ATTACHMENT SNOW PUSHER	\$421.00	\$203.00	\$103.00
889	290-2022	SKIDSTEER ATTACHMENT ANGLE SNOW PLOW	\$527.00	\$225.00	\$104.00
890	290-2025	SKIDSTEER ATTACHMENT SNOW BLOWER	\$574.00	\$243.00	\$120.00
891	290-2030	SKIDSTEER ATTACHMENT TRENCHER	\$918.00	\$365.00	\$124.00
892	290-2035	SKIDSTEER ATTACHMENT LEVELER	\$576.00	\$230.00	\$81.00
893	290-2045	SKIDSTEER ATTACHMENT ROOT RAKE W CLAMP	\$345.00	\$170.00	\$77.00
894	290-2050	SKIDSTEER ATTACHMENT ROCK HOUND RAKE	\$761.00	\$304.00	\$124.00
895	290-2055	SKIDSTEER ATTACHMENT SOIL CONDITIONER	\$761.00	\$304.00	\$124.00
896	290-2057	SKIDSTEER ATTACHMENT FLAIL MOWER	\$1,722.00	\$729.00	\$257.00
897	290-2058	SKIDSTEER ATTACHMENT BRUSH CUTTER 60 SF	\$1,129.00	\$474.00	\$167.00
898	290-2059	SKIDSTEER ATTACHMENT BRUSH CUTTER 66 SF	\$1,052.00	\$418.00	\$149.00
899	290-2060	SKIDSTEER ATTACHMENT BRUSH CUTTER 72 SF	\$1,129.00	\$474.00	\$167.00
900	290-2061	SKIDSTEER ATTACHMENT BRUSH CUTTER 96 SF	\$1,607.00	\$680.00	\$239.00
901	290-2062	SKIDSTEER ATTACHMENT BRUSH CUTTER 60 HF	\$1,607.00	\$680.00	\$239.00

**HERC RENTALS - CONTRACT 2019000318-5**  
**EXHIBIT A.2 - 2022 PLATINUM PRICING**

	<b>Cat Class</b>	<b>Description</b>	<b>Month</b>	<b>Week</b>	<b>Day</b>
902	290-2063	SKIDSTEER ATTACHMENT BRUSH CUTTER 72 HF	\$1,339.00	\$567.00	\$201.00
903	290-2065	SKIDSTEER ATTACHMENT FORESTRY MULCHER	\$3,443.00	\$1,620.00	\$684.00
904	290-2070	SKIDSTEER ATTACHMENT PLANER 14IN SF	\$1,836.00	\$932.00	\$278.00
905	290-2073	SKIDSTEER ATTACHMENT PLANER 18IN HF	\$1,913.00	\$993.00	\$325.00
906	290-2075	SKIDSTEER ATTACHMENT PLANER 24IN HF	\$2,257.00	\$1,175.00	\$385.00
907	290-2080	SKIDSTEER ATTACHMENT TILLER	\$574.00	\$264.00	\$95.00
908	290-2085	SKIDSTEER ATTACHMENT SILTFENCE INSTALLER	\$551.00	\$194.00	\$68.00
909	290-2090	SKIDSTEER ATTACHMENT STUMP GRINDER	\$746.00	\$324.00	\$98.00
910	290-2092	SKIDSTEER ATTACHMENT POST DRIVER	\$765.00	\$306.00	\$108.00
911	290-2095	SKIDSTEER ATTACHMENT SPREADER	\$551.00	\$194.00	\$68.00
912	290-2100	SKIDSTEER ATTACHMENT TREE BOOM	\$321.00	\$170.00	\$60.00
913	290-2105	SKIDSTEER ATTACHMENT TILE SCRAPER	\$367.00	\$194.00	\$68.00
914	290-2110	SKIDSTEER ATTACHMENT BACKHOE	\$746.00	\$324.00	\$98.00
915	290-2120	SKIDSTEER ATTACHMENT SHEAR	\$790.00	\$324.00	\$98.00
916	290-2125	SKIDSTEER ATTACHMENT DOZER BLADE	\$321.00	\$170.00	\$60.00
917	290-2130	SKIDSTEER ATTACHMENT MISCELLANEOUS	\$367.00	\$194.00	\$68.00
918	290-2135	SKIDSTEER ATTACHMENT VACUUM LIFT BATTERY	\$729.00	\$365.00	\$153.00
919	290-2140	SKIDSTEER ATTACHMENT FORKS 42IN	\$214.00	\$97.00	\$34.00
920	290-2145	SKIDSTEER ATTACHMENT FORKS 48IN	\$214.00	\$97.00	\$34.00
921	290-2155	SKIDSTEER ATTACHMENT FORKS 72IN	\$454.00	\$194.00	\$68.00
922	290-2195	SKIDSTEER ATTACHMENT ASPHALT FLOAT	\$804.00	\$340.00	\$149.00
923	290-2200	SKIDSTEER ATTACHMENT BREAKER <90 LBS	\$842.00	\$401.00	\$141.00
924	290-2205	SKIDSTEER ATTACHMENT BREAKER 91-190 LBS	\$842.00	\$401.00	\$141.00
925	290-2210	SKIDSTEER ATTACHMENT BREAKER 191-290 LBS	\$842.00	\$401.00	\$141.00
926	290-2220	SKIDSTEER ATTACHMENT BREAKER 291-390 LBS	\$842.00	\$401.00	\$141.00
927	290-2225	SKIDSTEER ATTACHMENT BREAKER 391-600 LBS	\$1,033.00	\$474.00	\$167.00
928	290-2230	COMBO SSL M-EX ATTACH BREAKER 391-600LBS	\$1,033.00	\$474.00	\$167.00
929	290-2235	SKIDSTEER ATTACHMENT BREAKER 601-900 LBS	\$1,033.00	\$474.00	\$167.00
930	290-2240	SKIDSTEER ATTACHMENT BREAKER 901-1250LBS	\$1,033.00	\$474.00	\$167.00
931	290-2300	SKIDSTEER ATTACHMENT BUCKET 36IN	\$69.00	\$24.00	\$9.00
932	290-2320	SKIDSTEER ATTACHMENT BUCKET 44IN 4 IN 1	\$345.00	\$122.00	\$51.00
933	290-2325	SKIDSTEER ATTACHMENT BUCKET 44IN	\$69.00	\$24.00	\$9.00
934	290-2332	SKIDSTEER ATTACHMENT BUCKET 56IN LOW-PRO	\$69.00	\$24.00	\$9.00
935	290-2340	SKIDSTEER ATTACHMENT BUCKET 62IN	\$69.00	\$24.00	\$9.00
936	290-2345	SKIDSTEER ATTACHMENT BUCKET 62IN 4 IN 1	\$345.00	\$122.00	\$51.00
937	290-2350	SKIDSTEER ATTACHMENT BUCKET 62IN LOW-PRO	\$69.00	\$24.00	\$9.00
938	290-2360	SKIDSTEER ATTACHMENT BUCKET 66IN	\$69.00	\$24.00	\$9.00
939	290-2365	SKIDSTEER ATTACHMENT BUCKET 66IN 4 IN 1	\$345.00	\$122.00	\$51.00
940	290-2370	SKIDSTEER ATTACHMENT BUCKET 66IN LOW-PRO	\$69.00	\$24.00	\$9.00
941	290-2380	SKIDSTEER ATTACHMENT BUCKET 68IN	\$69.00	\$24.00	\$9.00
942	290-2385	SKIDSTEER ATTACHMENT BUCKET 68IN 4 IN 1	\$345.00	\$122.00	\$51.00
943	290-2390	SKIDSTEER ATTACHMENT BUCKET 68IN LOW-PRO	\$69.00	\$24.00	\$9.00
944	290-2400	SKIDSTEER ATTACHMENT BUCKET 72IN	\$69.00	\$24.00	\$9.00
945	290-2402	SKIDSTEER ATTACHMENT BUCKET 72IN LOW-PRO	\$69.00	\$24.00	\$9.00
946	290-2405	SKIDSTEER ATTACHMENT BUCKET 72IN 4 IN 1	\$345.00	\$122.00	\$51.00
947	290-2420	SKIDSTEER ATTACHMENT BUCKET 74IN	\$69.00	\$24.00	\$9.00
948	290-2425	SKIDSTEER ATTACHMENT BUCKET 74IN 4 IN 1	\$345.00	\$122.00	\$51.00
949	290-2430	SKIDSTEER ATTACHMENT BUCKET 74IN LIGHT	\$69.00	\$24.00	\$9.00
950	290-2435	SKIDSTEER ATTACHMENT BUCKET 74IN LOW-PRO	\$69.00	\$24.00	\$9.00
951	290-2440	SKIDSTEER ATTACHMENT BUCKET 78IN LOW-PRO	\$69.00	\$24.00	\$9.00
952	290-2460	SKIDSTEER ATTACHMENT BUCKET 80IN	\$69.00	\$24.00	\$9.00
953	290-2467	SKIDSTEER ATTACHMENT BUCKET 80IN LOW-PRO	\$69.00	\$24.00	\$9.00
954	290-2475	SKIDSTEER ATTACHMENT BUCKET 84IN	\$69.00	\$24.00	\$9.00



**HERC RENTALS - CONTRACT 2019000318-5**  
**EXHIBIT A.2 - 2022 PLATINUM PRICING**

	<b>Cat Class</b>	<b>Description</b>	<b>Month</b>	<b>Week</b>	<b>Day</b>
955	290-2500	SKIDSTEER ATTACHMENT BRUSH GRAPPLE	\$421.00	\$183.00	\$64.00
956	290-2502	SKIDSTEER ATTACHMENT GRAPPLE BKT 36IN	\$410.00	\$153.00	\$50.00
957	290-2503	SKIDSTEER ATTACHMENT GRAPPLE BKT 48IN	\$410.00	\$153.00	\$50.00
958	290-2505	SKIDSTEER ATTACHMENT GRAPPLE BKT 60-65IN	\$440.00	\$194.00	\$68.00
959	290-2510	SKIDSTEER ATTACHMENT GRAPPLE BKT 66-71IN	\$440.00	\$194.00	\$68.00
960	290-2515	SKIDSTEER ATTACHMENT GRAPPLE BKT 72-77IN	\$440.00	\$194.00	\$68.00
961	290-2520	SKIDSTEER ATTACHMENT GRAPPLE BKT >77IN	\$440.00	\$194.00	\$68.00
962	290-2600	TOOLCAT ATTACHMENT SPREADER	\$440.00	\$194.00	\$68.00
963	290-3000	TRACTOR ATTACHMENT AUGER	\$689.00	\$267.00	\$95.00
964	290-3010	TRACTOR ATTACHMENT SNOW PUSHER	\$440.00	\$158.00	\$73.00
965	290-3020	TRACTOR ATTACHMENT RIPPER	\$306.00	\$122.00	\$43.00
966	290-3030	TRACTOR ATTACHMENT BOX BLADE	\$306.00	\$122.00	\$43.00
967	290-3035	TRACTOR ATTACHMENT LANDSCAPE RAKE 3PT	\$324.00	\$122.00	\$43.00
968	290-3040	TRACTOR ATTACHMENT ROTARY BRUSH MOWER	\$364.00	\$134.00	\$56.00
969	290-3045	TRACTOR ATTACHMENT BOOM MOWER	\$1,395.00	\$540.00	\$225.00
970	290-3047	TRACTOR ATTACHMENT FLAIL MOWER	\$567.00	\$221.00	\$72.00
971	290-3060	TRACTOR ATTACHMENT TILLER	\$498.00	\$183.00	\$64.00
972	290-3070	TRACTOR ATTACHMENT SPREADER	\$345.00	\$122.00	\$51.00
973	290-3080	TRACTOR ATTACHMENT BACKHOE	\$932.00	\$401.00	\$124.00
974	290-4010	BACKHOE ATTACHMENT COMPACTION WHL 12IN	\$651.00	\$304.00	\$107.00
975	290-4015	BACKHOE ATTACHMENT COMPACTION WHL 18IN	\$651.00	\$304.00	\$107.00
976	290-4020	BACKHOE ATTACHMENT COMPACTION WHL 24IN	\$651.00	\$304.00	\$107.00
977	290-4025	BACKHOE ATTACHMENT SHEAR	\$2,869.00	\$1,211.00	\$423.00
978	290-4030	BACKHOE ATTACHMENT THUMB	\$115.00	\$61.00	\$22.00
979	290-4050	BACKHOE ATTACHMENT FORKS 42IN	\$264.00	\$110.00	\$39.00
980	290-4055	BACKHOE ATTACHMENT FORKS 48IN	\$264.00	\$110.00	\$39.00
981	290-4060	BACKHOE ATTACHMENT FORKS 60IN	\$287.00	\$122.00	\$43.00
982	290-4065	BACKHOE ATTACHMENT FORKS 72IN	\$287.00	\$122.00	\$43.00
983	290-4100	BACKHOE BUCKET CRIBBING 8IN QC	\$90.00	\$45.00	\$23.00
984	290-4105	BACKHOE BUCKET CRIBBING 8IN PO	\$90.00	\$45.00	\$23.00
985	290-4120	BACKHOE BUCKET TRENCH 12IN QC	\$90.00	\$45.00	\$23.00
986	290-4130	BACKHOE BUCKET TRENCH 16IN QC	\$90.00	\$45.00	\$23.00
987	290-4140	BACKHOE BUCKET TRENCH 18IN QC	\$90.00	\$45.00	\$23.00
988	290-4145	BACKHOE BUCKET TRENCH 18IN PO	\$90.00	\$45.00	\$23.00
989	290-4150	BACKHOE BUCKET TRENCH 24IN QC	\$90.00	\$45.00	\$23.00
990	290-4152	BACKHOE BUCKET SMOOTH 24IN QC	\$90.00	\$45.00	\$23.00
991	290-4155	BACKHOE BUCKET TRENCH 24IN PO	\$90.00	\$45.00	\$23.00
992	290-4160	BACKHOE BUCKET TRENCH 30IN QC	\$90.00	\$45.00	\$23.00
993	290-4170	BACKHOE BUCKET TRENCH 36IN QC	\$90.00	\$45.00	\$23.00
994	290-4180	BACKHOE BUCKET SMOOTH 36IN QC	\$90.00	\$45.00	\$23.00
995	290-4190	BACKHOE BUCKET TRENCH 42IN QC	\$253.00	\$89.00	\$39.00
996	290-4205	BACKHOE BUCKET SMOOTH 48IN QC	\$253.00	\$89.00	\$39.00
997	290-4210	BACKHOE BUCKET TRENCH 48IN QC	\$253.00	\$89.00	\$39.00
998	290-4275	BACKHOE BUCKET 1YD COMBO	\$563.00	\$194.00	\$68.00
999	290-4280	BACKHOE BUCKET 1YD SIDE DUMP	\$651.00	\$304.00	\$107.00
1000	290-5000	MINI-EX ATTACHMENT AUGER MED TORQUE	\$574.00	\$231.00	\$81.00
1001	290-5010	MINI-EX ATTACHMENT COMPACTION WHL	\$536.00	\$243.00	\$86.00
1002	290-5020	MINI-EX ATTACHMENT FORESTRY MULCHER	\$2,295.00	\$1,094.00	\$427.00
1003	290-5145	MINI-EX ATTACHMENT BREAKER 91-190 LBS	\$842.00	\$401.00	\$141.00
1004	290-5150	MINI-EX ATTACHMENT BREAKER 191-290 LBS	\$1,033.00	\$474.00	\$167.00
1005	290-5155	MINI-EX ATTACHMENT BREAKER 291-390 LBS	\$1,033.00	\$474.00	\$167.00
1006	290-5160	MINI-EX ATTACHMENT BREAKER 391-600 LBS	\$1,033.00	\$474.00	\$167.00
1007	290-5165	MINI-EX ATTACHMENT BREAKER 601-900 LBS	\$1,875.00	\$912.00	\$320.00

## HERC RENTALS - CONTRACT 2019000318-5

## EXHIBIT A.2 - 2022 PLATINUM PRICING

	Cat Class	Description	Month	Week	Day
1008	290-5180	MINI-EX ATTACH SWING CPLR UP TO 9K LBS	\$345.00	\$122.00	\$43.00
1009	290-5182	MINI-EX ATTACH SWING CPLR 9-12K LBS	\$426.00	\$146.00	\$51.00
1010	290-5184	MINI-EX TLB ATTACH SWING CPLR 12-14K LBS	\$447.00	\$170.00	\$60.00
1011	290-5186	MINI-EX TLB ATTACH SWING CPLR 14-20K LBS	\$498.00	\$194.00	\$68.00
1012	290-5205	MINI-EX <19K LBS BUCKET CRIBBING 8IN PO	\$115.00	\$41.00	\$17.00
1013	290-5210	MINI-EX <19K LBS BUCKET CRIBBING 10IN QC	\$115.00	\$41.00	\$17.00
1014	290-5220	MINI-EX <19K LBS BUCKET TRENCH <12IN QC	\$115.00	\$41.00	\$17.00
1015	290-5225	MINI-EX <19K LBS BUCKET TRENCH <12IN PO	\$115.00	\$41.00	\$17.00
1016	290-5240	MINI-EX <19K LBS BUCKET TRENCH 12IN QC	\$115.00	\$41.00	\$17.00
1017	290-5245	MINI-EX <19K LBS BUCKET TRENCH 12IN PO	\$115.00	\$41.00	\$17.00
1018	290-5250	MINI-EX <19K LBS BUCKET SMOOTH 12IN QC	\$115.00	\$41.00	\$17.00
1019	290-5270	MINI-EX <19K LBS BUCKET TRENCH 16IN QC	\$115.00	\$41.00	\$17.00
1020	290-5280	MINI-EX <19K LBS BUCKET TRENCH 18IN QC	\$115.00	\$41.00	\$17.00
1021	290-5285	MINI-EX <19K LBS BUCKET TRENCH 18IN PO	\$115.00	\$41.00	\$17.00
1022	290-5290	MINI-EX <19K LBS BUCKET SMOOTH 18IN QC	\$115.00	\$41.00	\$17.00
1023	290-5300	MINI-EX <19K LBS BUCKET TRENCH 20IN QC	\$115.00	\$41.00	\$17.00
1024	290-5320	MINI-EX <19K LBS BUCKET TRENCH 24IN QC	\$115.00	\$41.00	\$17.00
1025	290-5325	MINI-EX <19K LBS BUCKET TRENCH 24IN PO	\$115.00	\$41.00	\$17.00
1026	290-5330	MINI-EX <19K LBS BUCKET SMOOTH 24IN QC	\$115.00	\$41.00	\$17.00
1027	290-5340	MINI-EX <19K LBS BUCKET TRENCH 30IN QC	\$115.00	\$41.00	\$17.00
1028	290-5350	MINI-EX <19K LBS BUCKET SMOOTH 30 IN QC	\$115.00	\$41.00	\$17.00
1029	290-5360	MINI-EX <19K LBS BUCKET TRENCH 36IN QC	\$115.00	\$41.00	\$17.00
1030	290-5365	MINI-EX <19K LBS BUCKET TRENCH 36IN PO	\$115.00	\$41.00	\$17.00
1031	290-5370	MINI-EX <19K LBS BUCKET SMOOTH 36IN QC	\$115.00	\$41.00	\$17.00
1032	290-5380	MINI-EX <19K LBS BUCKET SWING 36IN QC	\$115.00	\$41.00	\$17.00
1033	290-5390	MINI-EX <19K LBS BUCKET TRENCH 42IN QC	\$172.00	\$61.00	\$26.00
1034	290-5410	MINI-EX <19K LBS BUCKET TRENCH 48N QC	\$172.00	\$61.00	\$26.00
1035	290-5420	MINI-EX <19K LBS BUCKET SMOOTH 48IN QC	\$172.00	\$61.00	\$26.00
1036	290-5425	MINI-EX <19K LBS BUCKET SMOOTH 48IN PO	\$172.00	\$61.00	\$26.00
1037	290-5460	MINI-EX <19K LBS BUCKET SWING 54IN QC	\$172.00	\$61.00	\$26.00
1038	290-6000	EXCAVAT 28K-39K BUCKET TRENCH 12IN QC	\$230.00	\$81.00	\$34.00
1039	290-6010	EXCAVAT 28K-39K BUCKET TRENCH 18IN QC	\$230.00	\$81.00	\$34.00
1040	290-6015	EXCAVAT 28K-39K BUCKET TRENCH 18IN PO	\$230.00	\$81.00	\$34.00
1041	290-6020	EXCAVAT 28K-39K BUCKET TRENCH 24IN QC	\$230.00	\$81.00	\$34.00
1042	290-6025	EXCAVAT 28K-39K BUCKET TRENCH 24IN PO	\$230.00	\$81.00	\$34.00
1043	290-6030	EXCAVAT 28K-39K BUCKET TRENCH 30IN QC	\$230.00	\$81.00	\$34.00
1044	290-6035	EXCAVAT 28K-39K BUCKET TRENCH 30IN PO	\$230.00	\$81.00	\$34.00
1045	290-6040	EXCAVAT 28K-39K BUCKET TRENCH 36IN QC	\$230.00	\$81.00	\$34.00
1046	290-6045	EXCAVAT 28K-39K BUCKET TRENCH 36IN PO	\$230.00	\$81.00	\$34.00
1047	290-6050	EXCAVAT 28K-39K BUCKET TRENCH 42IN QC	\$230.00	\$81.00	\$34.00
1048	290-6055	EXCAVAT 28K-39K BUCKET TRENCH 42IN PO	\$230.00	\$81.00	\$34.00
1049	290-6060	EXCAVAT 28K-39K BUCKET TRENCH 48IN QC	\$230.00	\$81.00	\$34.00
1050	290-6065	EXCAVAT 28K-39K BUCKET TRENCH 48IN PO	\$230.00	\$81.00	\$34.00
1051	290-6070	EXCAVAT 28K-39K BUCKET SCREEN 48IN QC	\$230.00	\$81.00	\$34.00
1052	290-6080	EXCAVAT 28K-39K BUCKET TRENCH 60IN QC	\$345.00	\$122.00	\$51.00
1053	290-6082	EXCAVAT 28K-39K BUCKET SMOOTH 60IN QC	\$345.00	\$122.00	\$51.00
1054	290-6085	EXCAVAT 28K-39K BUCKET TRENCH 60IN PO	\$345.00	\$122.00	\$51.00
1055	290-6105	EXCAVAT 28K-39K BUCKET TRENCH 72IN QC	\$345.00	\$122.00	\$51.00
1056	290-6135	EXCAVAT 39K-50K BUCKET TRENCH 24IN PO	\$287.00	\$102.00	\$43.00
1057	290-6145	EXCAVAT 39K-50K BUCKET TRENCH 30IN PO	\$287.00	\$102.00	\$43.00
1058	290-6155	EXCAVAT 39K-50K BUCKET TRENCH 36IN PO	\$287.00	\$102.00	\$43.00
1059	290-6165	EXCAVAT 39K-50K BUCKET TRENCH 42IN PO	\$287.00	\$102.00	\$43.00
1060	290-6170	EXCAVAT 39K-50K BUCKET SCREEN 48IN PO	\$287.00	\$102.00	\$43.00

## HERC RENTALS - CONTRACT 2019000318-5

## EXHIBIT A.2 - 2022 PLATINUM PRICING

	Cat Class	Description	Month	Week	Day
1061	290-6175	EXCAVAT 39K-50K BUCKET TRENCH 48IN PO	\$287.00	\$102.00	\$43.00
1062	290-6185	EXCAVAT 39K-50K BUCKET TRENCH 54IN PO	\$401.00	\$150.00	\$64.00
1063	290-6195	EXCAVAT 39K-50K BUCKET TRENCH 60IN PO	\$401.00	\$150.00	\$64.00
1064	290-6210	EXCAVAT 39K-50K BUCKET SMOOTH 66IN PO	\$401.00	\$150.00	\$64.00
1065	290-6215	EXCAVAT 39K-50K BUCKET SMOOTH 72IN PO	\$401.00	\$150.00	\$64.00
1066	290-6245	EXCAVAT 50K-60K BUCKET TRENCH 24IN PO	\$287.00	\$102.00	\$43.00
1067	290-6265	EXCAVAT 50K-60K BUCKET TRENCH 36IN PO	\$287.00	\$102.00	\$43.00
1068	290-6285	EXCAVAT 50K-60K BUCKET TRENCH 48IN PO	\$287.00	\$102.00	\$43.00
1069	290-6295	EXCAVAT 50K-60K BUCKET TRENCH 54IN PO	\$401.00	\$150.00	\$64.00
1070	290-6345	EXCAVAT 60K-80K BUCKET TRENCH 24IN PO	\$345.00	\$122.00	\$51.00
1071	290-6365	EXCAVAT 60K-80K BUCKET TRENCH 36IN PO	\$345.00	\$122.00	\$51.00
1072	290-6375	EXCAVAT 60K-80K BUCKET TRENCH 42IN PO	\$345.00	\$122.00	\$51.00
1073	290-6395	EXCAVAT 60K-80K BUCKET TRENCH 54IN PO	\$345.00	\$122.00	\$51.00
1074	290-6405	EXCAVAT 60K-80K BUCKET TRENCH 60IN PO	\$517.00	\$183.00	\$77.00
1075	290-6425	EXCAVAT 60K-80K BUCKET TRENCH 72IN PO	\$517.00	\$183.00	\$77.00
1076	290-6500	EXCAVAT ATTACHMENT GRAPPLE BUCKET	\$3,726.00	\$1,244.00	\$449.00
1077	290-6510	EXCAVAT ATTACHMENT FLAIL MOWER	\$1,148.00	\$608.00	\$214.00
1078	290-6517	EXCAVAT ATTACHMENT FORESTRY MULCHER	\$3,443.00	\$1,530.00	\$612.00
1079	290-6530	EXCAVAT ATTACHMENT COMPACTION WHL 24IN	\$1,110.00	\$486.00	\$193.00
1080	290-6535	EXCAVAT ATTACHMENT COMPACTION WHL 36IN	\$1,110.00	\$486.00	\$193.00
1081	290-6580	EXCAVAT ATTACHMENT SWING CPLR 28-38K LBS	\$588.00	\$219.00	\$77.00
1082	290-6585	BACKHOE/8MT EXC ATTACHMENT AUGER	\$804.00	\$304.00	\$107.00
1083	290-6590	EXCAVAT ATTACHMENT THUMB	\$291.00	\$158.00	\$60.00
1084	290-6600	EXCAVAT ATTACH P/COMPACTOR 200-299 LBS	\$478.00	\$175.00	\$68.00
1085	290-6700	EXC TLB ATTACH BREAKER 1251-1800 LBS	\$1,875.00	\$912.00	\$320.00
1086	290-6705	EXCAVAT ATTACHMENT BREAKER 1801-2500 LBS	\$3,443.00	\$1,580.00	\$556.00
1087	290-6710	EXCAVAT ATTACHMENT BREAKER 2501-4800 LBS	\$3,443.00	\$1,580.00	\$556.00
1088	290-6715	EXCAVAT ATTACHMENT BREAKER 4801-6500 LBS	\$4,437.00	\$2,066.00	\$727.00
1089	290-6720	EXCAVAT ATTACHMENT BREAKER >10000 LBS	\$5,967.00	\$2,552.00	\$898.00
1090	290-7000	LOADER ATTACHMENT ROOT RAKE NO CLAMP	\$421.00	\$223.00	\$95.00
1091	290-7005	LOADER ATTACHMENT ROOT RAKE W CLAMP	\$727.00	\$385.00	\$167.00
1092	290-7010	LOADER ATTACHMENT LANDSCAPE RAKE	\$532.00	\$239.00	\$107.00
1093	290-7020	LOADER ATTACHMENT SNOW PUSHER	\$651.00	\$304.00	\$107.00
1094	290-7025	LOADER ATTACHMENT BOOM	\$287.00	\$130.00	\$68.00
1095	290-7030	LOADER ATTACHMENT TRUSS BOOM	\$287.00	\$130.00	\$68.00
1096	290-7035	LOADER ATTACHMENT DRUM ROTATOR	\$287.00	\$130.00	\$68.00
1097	290-7037	LOADER ATTACHMENT FORK ROTATOR	\$365.00	\$183.00	\$77.00
1098	290-7040	LOADER ATTACHMENT FORKS 48IN	\$421.00	\$223.00	\$81.00
1099	290-7045	LOADER ATTACHMENT FORKS 60IN	\$459.00	\$235.00	\$90.00
1100	290-7050	LOADER ATTACHMENT FORKS 72IN	\$498.00	\$251.00	\$103.00
1101	290-7055	LOADER ATTACHMENT FORKS 84IN	\$536.00	\$267.00	\$115.00
1102	290-7060	LOADER ATTACHMENT FORKS 96IN	\$574.00	\$284.00	\$129.00
1103	290-7100	COMPACT LOADER BUCKET	\$287.00	\$130.00	\$68.00
1104	290-7102	LOADER BUCKET SKELETON 3YD	\$608.00	\$284.00	\$129.00
1105	290-7110	LOADER BUCKET <4YD	\$264.00	\$122.00	\$43.00
1106	290-7115	LOADER BUCKET 4YD AND OVER	\$325.00	\$158.00	\$64.00
1107	290-7120	LOADER BUCKET COMBINATION	\$455.00	\$203.00	\$81.00
1108	290-7130	LOADER BUCKET LIGHT MATRL	\$248.00	\$122.00	\$43.00
1109	290-7135	LOADER BUCKET LIGHT MATRL 8YD AND OVER	\$455.00	\$203.00	\$81.00
1110	290-7140	LOADER BUCKET ROLLOUT 5-6YD	\$1,454.00	\$527.00	\$235.00
1111	290-7145	LOADER BUCKET ROLLOUT 7.5YD AND OVER	\$1,645.00	\$628.00	\$278.00
1112	290-7150	LOADER BUCKET SIDE DUMP	\$651.00	\$304.00	\$107.00
1113	290-7155	LOADER ATTACHMENT PIPE GRAPPLE FORK	\$918.00	\$365.00	\$129.00

## HERC RENTALS - CONTRACT 2019000318-5

## EXHIBIT A.2 - 2022 PLATINUM PRICING

	Cat Class	Description	Month	Week	Day
1114	290-7157	LOADER ATTACHMENT GRAPPLE BUCKET	\$651.00	\$284.00	\$95.00
1115	290-7170	WHEEL LOADER ANGLE SWEEPER	\$2,025.00	\$993.00	\$325.00
1116	290-8000	DOZER ATTACHMENT ROOT RAKE NO CLAMP	\$324.00	\$162.00	\$64.00
1117	290-8020	CONCRETE HWY BARRIER LIFTING TONGS	\$347.00	\$185.00	\$63.00
1118	308-1000	CRANE ATTATCHMENT FORKS	\$377.00	\$202.00	\$50.00
1119	340-1050	GLASS HANDLER 770LB 9'-4" ELEC	\$3,848.00	\$1,269.00	\$428.00
1120	340-1060	GLASS HANDLER 1265LB 11'-10" ELEC	\$4,810.00	\$1,603.00	\$535.00
1121	340-1080	GLASS HANDLER 1730LB 12'-9" ELEC	\$6,156.00	\$2,052.00	\$684.00
1122	340-1090	GLASS HANDLER 2200LB 13'-5" ELEC	\$6,733.00	\$2,245.00	\$748.00
1123	340-1300	GLASS HANDLER 550LB 9FT 7IN MANUAL	\$770.00	\$365.00	\$154.00
1124	350-1130	CRAWLER CRANE 1990LB 22FT TIP BATT	\$3,634.00	\$1,210.00	\$406.00
1125	350-1145	CRAWLER CRANE 1990LB 37FT TIP JIB DF	\$4,040.00	\$1,346.00	\$449.00
1126	350-1150	CRAWLER CRANE 1990LB 37FT TIP JIB BATT	\$4,848.00	\$1,616.00	\$539.00
1127	350-1185	CRAWLER CRANE 5800LB 31FT TIP BATT	\$4,848.00	\$1,616.00	\$539.00
1128	350-1200	CRAWLER CRANE 6450LB 37FT TIP JIB DF	\$4,848.00	\$1,616.00	\$449.00
1129	350-1205	CRAWLER CRANE 6450LB 37FT TIP JIB BATT	\$5,387.00	\$1,796.00	\$599.00
1130	350-1210	CRAWLER CRANE 6450LB 37FT TIP JIB DSL	\$4,848.00	\$1,616.00	\$539.00
1131	350-1225	CRAWLER CRANE 5800LB 52FT TIP HYB	\$6,071.00	\$2,027.00	\$671.00
1132	350-1240	CRAWLER CRANE 6680LB 52FT TIP HYB	\$6,840.00	\$2,287.00	\$761.00
1133	350-1245	CRAWLER CRANE 6680LB 52FT TIP DSL	\$6,071.00	\$2,027.00	\$684.00
1134	350-1265	CRAWLER CRANE 6680LB 52FT TIP JIB HYBLMI	\$6,840.00	\$2,287.00	\$761.00
1135	350-1270	CRAWLER CRANE 5800LB 54FT TIP DSL LMI	\$7,695.00	\$2,565.00	\$855.00
1136	350-1280	CRAWLER CRANE 8920LB 68FT TIP DSL	\$7,311.00	\$2,437.00	\$813.00
1137	350-1285	CRAWLER CRANE 8920LB 68FT TIP HYB	\$8,465.00	\$2,822.00	\$941.00
1138	350-1360	GLASS MANIPULATOR 1400LB QUADRA TILT 12V	\$1,710.00	\$810.00	\$342.00
1139	350-1400	CRAWLER CRANE ATTACH GLASS MANIPULATOR	\$2,448.00	\$1,053.00	\$317.00
1140	350-1410	CRAWLER CRANE ATTACH AUX WINCH 400FT	\$1,478.00	\$519.00	\$183.00
1141	350-1420	CRAWLER CRANE ATTACH 24IN WORK PLATFORM	\$437.00	\$154.00	\$64.00
1142	350-2000	CRANE CARRY DECK DSL 5000LB 15FT	\$2,822.00	\$984.00	\$338.00
1143	350-2010	CRANE CARRY DECK DUAL FUEL 5000LB 15FT	\$2,822.00	\$984.00	\$338.00
1144	350-2030	CRANE CARRY DECK DSL 8000LB 19FT	\$3,591.00	\$1,326.00	\$491.00
1145	350-2040	CRANE CARRY DECK DUAL FUEL 8000LB 19FT	\$3,591.00	\$1,326.00	\$491.00
1146	350-2060	CRANE CARRY DECK DSL 18000LB 30FT	\$4,019.00	\$1,706.00	\$620.00
1147	350-2070	CRANE CARRY DECK DUAL FUEL 18000LB 30FT	\$4,019.00	\$1,706.00	\$620.00
1148	350-2090	CRANE CARRY DECK DSL 30000LB 50FT	\$5,558.00	\$2,223.00	\$851.00
1149	350-2100	CRANE CARRY DECK DUAL FUEL 30000LB 50FT	\$5,558.00	\$2,223.00	\$851.00
1150	350-3000	CRANE ROUGH TERRAIN DSL 30000LB 60FT	\$5,216.00	\$1,744.00	\$620.00
1151	350-3210	CRANE WALK-BEHIND BOOM 3000LB BATTERY	\$1,863.00	\$745.00	\$308.00
1152	355-1010	DRONE TIER 1 (RR)	\$1,602.00	\$420.00	\$123.00
1153	355-1030	DRONE TIER 2 (RR)	\$1,697.00	\$468.00	\$132.00
1154	355-1050	DRONE TIER 3 (RR)	\$2,788.00	\$827.00	\$237.00
1155	355-1070	DRONE TIER 4 (RR)	\$2,358.00	\$657.00	\$180.00
1156	355-1090	DRONE TIER 5 (RR)	\$8,458.00	\$2,316.00	\$563.00
1157	355-2030	PAYLOAD TIER 2 (RR)	\$256.00	\$86.00	\$29.00
1158	355-2050	PAYLOAD TIER 3 (RR)	\$1,791.00	\$560.00	\$140.00
1159	355-2070	PAYLOAD TIER 4 (RR)	\$2,316.00	\$704.00	\$180.00
1160	355-2090	PAYLOAD TIER 5 (RR)	\$11,331.00	\$2,788.00	\$709.00
1161	355-2110	DRONE BASE STATION TIER 1 (RR)	\$936.00	\$242.00	\$60.00
1162	355-2130	DRONE BASE STATION TIER 2 (RR)	\$1,035.00	\$279.00	\$79.00
1163	400-1020	WORK PLATFORM 2-5 FT DRIVABLE BATT	\$284.00	\$162.00	\$86.00
1164	400-1025	WORK PLATFORM 6-9 FT DRIVABLE BATT OUTR	\$320.00	\$212.00	\$104.00
1165	400-1040	MAST LIFT 3-7FT DESK SURFER PUSH AROUND	\$304.00	\$212.00	\$113.00
1166	400-1050	MAST LIFT 7FT PUSH AROUND	\$304.00	\$212.00	\$113.00

## HERC RENTALS - CONTRACT 2019000318-5

## EXHIBIT A.2 - 2022 PLATINUM PRICING

	Cat Class	Description	Month	Week	Day
1167	400-1055	MAST LIFT 8FT PUSH AROUND BATTERY LIFT	\$405.00	\$225.00	\$117.00
1168	400-1070	MAST LIFT 5-7FT PORTABLE BATT	\$284.00	\$162.00	\$86.00
1169	400-1100	MAST LIFT 13-15FT PORTABLE BATT	\$320.00	\$216.00	\$117.00
1170	400-1200	MAST LIFT 20FT PUSH AROUND OTR BATT	\$322.00	\$212.00	\$90.00
1171	400-1210	MAST LIFT 25FT PUSH AROUND OTR BATT	\$421.00	\$279.00	\$108.00
1172	400-1220	MAST LIFT 30FT PUSH AROUND OTR BATT	\$520.00	\$302.00	\$140.00
1173	400-1222	MAST LIFT 30FT PUSH AROUND NO OTR BATT	\$520.00	\$302.00	\$140.00
1174	400-1230	MAST LIFT 36FT PUSH AROUND OTR BATT	\$557.00	\$342.00	\$149.00
1175	400-1240	MAST LIFT 40FT PUSH AROUND OTR BATT	\$594.00	\$392.00	\$154.00
1176	400-1270	MAST LIFT 12FT DRIVABLE BATT	\$317.00	\$194.00	\$81.00
1177	400-1280	MAST LIFT 15FT-16FT DRIVABLE BATT	\$347.00	\$203.00	\$99.00
1178	400-1285	MAST LIFT 15FT DRIVABLE BATT EE RATED	\$405.00	\$248.00	\$117.00
1179	400-1290	MAST LIFT 20FT DRIVABLE BATT	\$383.00	\$207.00	\$106.00
1180	400-1291	MAST LIFT 20FT DRIVABLE BLK BATT	\$383.00	\$207.00	\$106.00
1181	400-1300	MAST STYLE BOOM LIFT 20FT BATT	\$1,454.00	\$423.00	\$176.00
1182	400-1310	MAST STYLE BOOM LIFT 26FT BATT	\$1,454.00	\$423.00	\$176.00
1183	400-1320	MAST STYLE BOOM LIFT 32FT BATT	\$1,836.00	\$518.00	\$220.00
1184	405-1053	AIRCRAFT MAINTENANCE STAND PUSH AROUND	\$486.00	\$243.00	\$129.00
1185	405-1060	SCISSOR LIFT 12-13FT 30IN ELEC	\$360.00	\$207.00	\$106.00
1186	405-1062	SCISSOR LIFT 13FT 30IN COMPACT LCS ELEC	\$360.00	\$207.00	\$106.00
1187	405-1065	SCISSOR LIFT 13FT X-DECK COMPACT LCS ELE	\$405.00	\$248.00	\$117.00
1188	405-1070	SCISSOR LIFT 14FT 30IN ELEC	\$360.00	\$207.00	\$106.00
1189	405-1080	SCISSOR LIFT 15FT 30IN ELEC	\$360.00	\$207.00	\$106.00
1190	405-1085	SCISSOR LIFT 19FT 32IN COMPACT ELEC	\$360.00	\$207.00	\$106.00
1191	405-1087	SCISSOR LIFT 19FT 32IN COMPACT LCS ELEC	\$360.00	\$207.00	\$106.00
1192	405-1088	SCISSOR LIFT 19FT X-DECK COMPACT LCS ELE	\$405.00	\$248.00	\$117.00
1193	405-1090	SCISSOR LIFT 19FT 30-32IN ELEC	\$333.00	\$176.00	\$90.00
1194	405-1091	SCISSOR LIFT 19FT 30-32IN BLK ELEC	\$333.00	\$176.00	\$90.00
1195	405-1095	SCISSOR LIFT 19FT NARROW ELEC EE RATED	\$360.00	\$207.00	\$106.00
1196	405-1100	SCISSOR LIFT 20FT 30-32IN ELEC	\$405.00	\$221.00	\$106.00
1197	405-1110	SCISSOR LIFT 20FT 32IN P-DECK ELEC	\$405.00	\$221.00	\$106.00
1198	405-1140	SCISSOR LIFT 26FT 32IN ELEC	\$495.00	\$245.00	\$127.00
1199	405-1141	SCISSOR LIFT 26FT 32IN BLK ELEC	\$495.00	\$245.00	\$127.00
1200	405-1142	SCISSOR LIFT 26FT 32IN COMPACT LCS ELEC	\$540.00	\$261.00	\$126.00
1201	405-1145	SCISSOR LIFT 26FT 32IN ELEC EE RATED	\$540.00	\$261.00	\$126.00
1202	405-1150	SCISSOR LIFT 26FT 46IN ELEC	\$495.00	\$245.00	\$127.00
1203	405-1151	SCISSOR LIFT 26FT 46IN BLK ELEC	\$495.00	\$245.00	\$127.00
1204	405-1160	SCISSOR LIFT 26FT 69IN ELEC	\$734.00	\$284.00	\$132.00
1205	405-1170	SCISSOR LIFT 26FT 46IN AVIATION PKG ELEC	\$734.00	\$284.00	\$132.00
1206	405-1172	SCISSOR LIFT 26FT 46IN AV EE EXT CHG EL	\$734.00	\$284.00	\$132.00
1207	405-1200	SCISSOR LIFT 32FT 32IN ELEC	\$698.00	\$349.00	\$154.00
1208	405-1201	SCISSOR LIFT 32FT 32IN BLK ELEC	\$698.00	\$349.00	\$154.00
1209	405-1210	SCISSOR LIFT 32FT 46-48IN ELEC	\$675.00	\$330.00	\$149.00
1210	405-1211	SCISSOR LIFT 32FT 46-48IN BLK ELEC	\$675.00	\$330.00	\$149.00
1211	405-1220	SCISSOR LIFT 33-35FT 68-69IN ELEC	\$878.00	\$423.00	\$164.00
1212	405-1260	SCISSOR LIFT 40FT 47IN ELEC	\$990.00	\$473.00	\$189.00
1213	405-1261	SCISSOR LIFT 40FT 47IN BLK ELEC	\$1,097.00	\$473.00	\$189.00
1214	405-1270	SCISSOR LIFT 40FT 69IN ELEC	\$1,214.00	\$504.00	\$225.00
1215	405-1271	SCISSOR LIFT 40FT 69IN WIDE BLK ELEC	\$1,214.00	\$504.00	\$225.00
1216	405-1300	SCISSOR LIFT 45-46FT 55IN ELEC	\$1,214.00	\$504.00	\$225.00
1217	405-1302	SCISSOR LIFT 45FT 55IN LCS ELEC	\$1,305.00	\$563.00	\$248.00
1218	405-1400	SCISSOR LIFT 26FT RT ELEC	\$961.00	\$473.00	\$207.00
1219	405-1430	SCISSOR LIFT 26FT RT DF	\$961.00	\$473.00	\$207.00



## HERC RENTALS - CONTRACT 2019000318-5

## EXHIBIT A.2 - 2022 PLATINUM PRICING

	Cat Class	Description	Month	Week	Day
1220	405-1440	SCISSOR LIFT 26FT RT OUTR DF	\$1,053.00	\$504.00	\$212.00
1221	405-1450	SCISSOR LIFT 26FT RT DSL	\$961.00	\$473.00	\$207.00
1222	405-1451	SCISSOR LIFT 26FT RT BLK DSL	\$961.00	\$473.00	\$207.00
1223	405-1460	SCISSOR LIFT 26FT RT OUTR DSL	\$1,053.00	\$504.00	\$212.00
1224	405-1485	SCISSOR LIFT 30FT RT 84IN SLEV DECK ELEC	\$1,778.00	\$810.00	\$347.00
1225	405-1500	SCISSOR LIFT 33FT RT 69IN DECK HYB	\$1,148.00	\$564.00	\$250.00
1226	405-1520	SCISSOR LIFT 33FT RT 69IN DECK DF	\$1,087.00	\$549.00	\$243.00
1227	405-1530	SCISSOR LIFT 33FT RT 69IN DECK OUTR DF	\$1,087.00	\$549.00	\$243.00
1228	405-1540	SCISSOR LIFT 33FT RT 69IN DECK DSL	\$1,087.00	\$549.00	\$243.00
1229	405-1550	SCISSOR LIFT 33FT RT 69IN DECK OUTR DSL	\$1,087.00	\$549.00	\$243.00
1230	405-1560	SCISSOR LIFT 33FT RT 84IN DECK DF	\$1,193.00	\$564.00	\$250.00
1231	405-1570	SCISSOR LIFT 33FT RT 84IN DECK OUTR DF	\$1,193.00	\$564.00	\$250.00
1232	405-1580	SCISSOR LIFT 33FT RT 84IN DECK DSL	\$1,193.00	\$564.00	\$250.00
1233	405-1590	SCISSOR LIFT 33FT RT 84IN DECK OUTR DSL	\$1,193.00	\$564.00	\$250.00
1234	405-1600	SCISSOR LIFT 33FT RT 94IN DECK DF	\$1,193.00	\$564.00	\$250.00
1235	405-1610	SCISSOR LIFT 33FT RT 94IN DECK OUTR DF	\$1,193.00	\$564.00	\$250.00
1236	405-1620	SCISSOR LIFT 33FT RT 94IN DECK DSL	\$1,193.00	\$564.00	\$250.00
1237	405-1630	SCISSOR LIFT 33FT RT 94IN DECK OUTR DSL	\$1,193.00	\$564.00	\$250.00
1238	405-1700	SCISSOR LIFT 40FT RT 69IN DECK ELEC	\$1,463.00	\$608.00	\$274.00
1239	405-1710	SCISSOR LIFT 40FT RT 69IN DECK HYB	\$1,463.00	\$608.00	\$274.00
1240	405-1720	SCISSOR LIFT 40FT RT 69IN DECK OUTR HYB	\$1,463.00	\$608.00	\$274.00
1241	405-1730	SCISSOR LIFT 40FT RT 69IN DECK DF	\$1,373.00	\$581.00	\$261.00
1242	405-1740	SCISSOR LIFT 40FT RT 69IN DECK OUTR DF	\$1,373.00	\$581.00	\$261.00
1243	405-1770	SCISSOR LIFT 40-45FT RT 94IN DECK DF	\$1,463.00	\$608.00	\$274.00
1244	405-1780	SCISSOR LIFT 40-45FT RT 94IN DECKOUTR DF	\$1,463.00	\$608.00	\$274.00
1245	405-1781	SCISSOR LIFT 40-45FT RT 94IN OUTR BLK DF	\$1,463.00	\$608.00	\$274.00
1246	405-1790	SCISSOR LIFT 40-45FT RT 94IN DECK DSL	\$1,463.00	\$608.00	\$274.00
1247	405-1800	SCISSOR LIFT 40-45FT RT 94IN DECKOUTRDSL	\$1,463.00	\$608.00	\$274.00
1248	405-1850	SCISSOR LIFT 50-53FT RT OUTRIG DF	\$1,887.00	\$747.00	\$315.00
1249	405-1851	SCISSOR LIFT 50-53FT RT OUTRIG BLK DF	\$1,887.00	\$747.00	\$315.00
1250	405-1860	SCISSOR LIFT 50-53FT RT OUTRIG DSL	\$1,887.00	\$747.00	\$315.00
1251	405-1880	SCISSOR LIFT 60FT RT OUTRIG DSL	\$3,402.00	\$1,296.00	\$510.00
1252	410-1010	BOOM TOWABLE 35FT BATTERY	\$1,418.00	\$603.00	\$253.00
1253	410-1020	BOOM TOWABLE 35FT GAS	\$1,418.00	\$603.00	\$253.00
1254	410-1030	BOOM TOWABLE 50FT BATTERY	\$1,665.00	\$769.00	\$297.00
1255	410-1040	BOOM TOWABLE 50FT GAS	\$1,665.00	\$769.00	\$297.00
1256	410-2010	BOOM ARTICULATED 30FT JIB NARROW ELEC	\$1,278.00	\$513.00	\$243.00
1257	410-2020	BOOM ARTICULATED 30FT NAR ROT JIB ELEC	\$1,278.00	\$513.00	\$243.00
1258	410-2030	BOOM ARTICULATED 33FT ELEC	\$1,278.00	\$513.00	\$243.00
1259	410-2045	BOOM ARTICULATED 34FT NARROW JIB ELEC	\$1,278.00	\$513.00	\$243.00
1260	410-2050	BOOM ARTICULATED 34FT WIDE JIB ELEC	\$1,278.00	\$513.00	\$243.00
1261	410-2060	BOOM ARTICULATED 34FT 4WD HYB	\$1,440.00	\$590.00	\$279.00
1262	410-2070	BOOM ARTICULATED 40FT NARROW JIB ELEC	\$1,440.00	\$590.00	\$279.00
1263	410-2071	BOOM ARTICULATED 40FT NAR JIB BLK ELEC	\$1,440.00	\$590.00	\$279.00
1264	410-2080	BOOM ARTICULATED 40FT NAR ROT JIB ELEC	\$1,440.00	\$590.00	\$279.00
1265	410-2100	BOOM ARTICULATED 40FT WIDE ROT JIB ELEC	\$1,440.00	\$590.00	\$279.00
1266	410-2130	BOOM ARTICULATED 45FT ELEC	\$1,440.00	\$590.00	\$279.00
1267	410-2131	BOOM ARTICULATED 45FT BLK ELEC	\$1,440.00	\$590.00	\$279.00
1268	410-2140	BOOM ARTICULATED 45FT JIB ELEC	\$1,440.00	\$590.00	\$279.00
1269	410-2145	BOOM ARTICULATED 45FT JIB EE RATED ELEC	\$1,530.00	\$653.00	\$338.00
1270	410-2500	BOOM STRAIGHT 60FT JIB 2WD ELEC	\$2,520.00	\$1,166.00	\$464.00
1271	410-2501	BOOM STRAIGHT 60FT JIB BLK ELEC	\$2,520.00	\$1,166.00	\$464.00
1272	410-2510	BOOM STRAIGHT 60FT JIB 4WD ELEC	\$2,520.00	\$1,166.00	\$464.00

## HERC RENTALS - CONTRACT 2019000318-5

## EXHIBIT A.2 - 2022 PLATINUM PRICING

	Cat Class	Description	Month	Week	Day
1273	410-2530	BOOM STRAIGHT 60FT JIB 4WD HYB	\$2,520.00	\$1,166.00	\$464.00
1274	410-3010	BOOM ARTICULATED 34FT 2WD DF	\$1,343.00	\$554.00	\$248.00
1275	410-3020	BOOM ARTICULATED 34FT 2WD DSL	\$1,343.00	\$554.00	\$248.00
1276	410-3030	BOOM ARTICULATED 34FT JIB 4WD DF	\$1,343.00	\$554.00	\$248.00
1277	410-3040	BOOM ARTICULATED 34FT JIB 4WD DSL	\$1,343.00	\$554.00	\$248.00
1278	410-3050	BOOM ARTICULATED 45FT 2WD DF	\$1,440.00	\$590.00	\$279.00
1279	410-3070	BOOM ARTICULATED 45FT 4WD DF	\$1,440.00	\$590.00	\$279.00
1280	410-3071	BOOM ARTICULATED 45FT BLK DF	\$1,440.00	\$590.00	\$279.00
1281	410-3080	BOOM ARTICULATED 45FT JIB 4WD DF	\$1,440.00	\$590.00	\$279.00
1282	410-3081	BOOM ARTICULATED 45FT JIB BLK DF	\$1,440.00	\$590.00	\$279.00
1283	410-3110	BOOM ARTICULATED 45FT 4WD DSL	\$1,440.00	\$590.00	\$279.00
1284	410-3111	BOOM ARTICULATED 45FT JIB BLK DSL	\$1,440.00	\$590.00	\$279.00
1285	410-3120	BOOM ARTICULATED 45FT JIB 4WD DSL	\$1,440.00	\$590.00	\$279.00
1286	410-3127	BOOM ARTICULATED 45FT JIB 4WD HYB	\$1,440.00	\$590.00	\$279.00
1287	410-3131	BOOM ARTICULATED 60FT BLK DF	\$1,980.00	\$788.00	\$342.00
1288	410-3140	BOOM ARTICULATED 60FT JIB 2WD DF	\$1,980.00	\$788.00	\$342.00
1289	410-3161	BOOM ARTICULATED 60FT JIB BLK DSL	\$1,980.00	\$788.00	\$342.00
1290	410-3170	BOOM ARTICULATED 60FT 4WD DF	\$1,980.00	\$788.00	\$342.00
1291	410-3180	BOOM ARTICULATED 60FT JIB 4WD DF	\$1,980.00	\$788.00	\$342.00
1292	410-3181	BOOM ARTICULATED 60FT JIB BLK DF	\$1,980.00	\$788.00	\$342.00
1293	410-3190	BOOM ARTICULATED 60FT 4WD DSL	\$1,980.00	\$788.00	\$342.00
1294	410-3191	BOOM ARTICULATED 60FT BLK DSL	\$1,980.00	\$788.00	\$342.00
1295	410-3200	BOOM ARTICULATED 60FT JIB 4WD DSL	\$1,980.00	\$788.00	\$342.00
1296	410-3205	BOOM ARTICULATED 60FT JIB 4WD HYB	\$2,520.00	\$1,166.00	\$464.00
1297	410-3231	BOOM ARTICULATED 80FT JIB BLK DF	\$3,596.00	\$1,517.00	\$662.00
1298	410-3232	BOOM ARTICULATED 80FT JIB BLK DF HIGHCAP	\$3,596.00	\$1,517.00	\$662.00
1299	410-3261	BOOM ARTICULATED 80FT JIB BLK DSL	\$3,596.00	\$1,517.00	\$662.00
1300	410-3270	BOOM ARTICULATED 80FT 4WD DF	\$3,596.00	\$1,517.00	\$662.00
1301	410-3271	BOOM ARTICULATED 80FT BLK DF	\$3,596.00	\$1,517.00	\$662.00
1302	410-3280	BOOM ARTICULATED 80FT JIB 4WD DF	\$3,596.00	\$1,517.00	\$662.00
1303	410-3290	BOOM ARTICULATED 80FT 4WD DSL	\$3,596.00	\$1,517.00	\$662.00
1304	410-3300	BOOM ARTICULATED 80FT JIB 4WD DSL	\$3,596.00	\$1,517.00	\$662.00
1305	410-3310	BOOM ARTICULATED 80FT JIB 4WD HYB	\$4,050.00	\$2,120.00	\$842.00
1306	410-3350	BOOM ARTICULATED 125FT JIB 4WD DSL	\$6,800.00	\$3,024.00	\$1,197.00
1307	410-3351	BOOM ARTICULATED 125FT JIB BLK DSL	\$6,800.00	\$3,024.00	\$1,197.00
1308	410-3360	BOOM ARTICULATED 135FT JIB 4WD DSL	\$7,425.00	\$3,528.00	\$1,323.00
1309	410-3380	BOOM ARTICULATED 150FT JIB 4WD DSL	\$16,200.00	\$6,570.00	\$2,160.00
1310	410-4000	BOOM STRAIGHT 34FT JIB 4WD DSL	\$1,343.00	\$554.00	\$248.00
1311	410-4020	BOOM STRAIGHT 40FT 2WD DSL	\$1,440.00	\$590.00	\$279.00
1312	410-4030	BOOM STRAIGHT 40FT 4WD DF	\$1,440.00	\$590.00	\$279.00
1313	410-4040	BOOM STRAIGHT 40FT 4WD DSL	\$1,440.00	\$590.00	\$279.00
1314	410-4041	BOOM STRAIGHT 40FT BLK DSL	\$1,440.00	\$590.00	\$279.00
1315	410-4080	BOOM STRAIGHT 45FT JIB 4WD DF	\$1,440.00	\$590.00	\$279.00
1316	410-4090	BOOM STRAIGHT 45FT JIB 4WD DSL	\$1,440.00	\$590.00	\$279.00
1317	410-4091	BOOM STRAIGHT 45FT JIB BLK DSL	\$1,440.00	\$590.00	\$279.00
1318	410-4110	BOOM STRAIGHT 60FT 2WD DF	\$1,980.00	\$788.00	\$342.00
1319	410-4111	BOOM STRAIGHT 60FT BLK DF	\$1,980.00	\$788.00	\$342.00
1320	410-4130	BOOM STRAIGHT 60FT 4WD DF	\$1,980.00	\$788.00	\$342.00
1321	410-4140	BOOM STRAIGHT 60FT 4WD DSL	\$1,980.00	\$788.00	\$342.00
1322	410-4141	BOOM STRAIGHT 60FT BLK DSL	\$1,980.00	\$788.00	\$342.00
1323	410-4145	BOOM STRAIGHT 60FT JIB 4WD DSL	\$1,980.00	\$788.00	\$342.00
1324	410-4150	BOOM STRAIGHT 60FT CRAWLER DSL	\$3,600.00	\$1,575.00	\$540.00
1325	410-4151	BOOM STRAIGHT 60FT JIB BLK DSL	\$1,980.00	\$788.00	\$342.00

**HERC RENTALS - CONTRACT 2019000318-5  
EXHIBIT A.2 - 2022 PLATINUM PRICING**

	<b>Cat Class</b>	<b>Description</b>	<b>Month</b>	<b>Week</b>	<b>Day</b>
1326	410-4155	BOOM STRAIGHT 60FT SOFT TOUCH DSL	\$2,039.00	\$810.00	\$360.00
1327	410-4180	BOOM STRAIGHT 65FT JIB 4WD DF	\$2,039.00	\$810.00	\$360.00
1328	410-4190	BOOM STRAIGHT 65FT JIB 4WD DSL	\$2,039.00	\$810.00	\$360.00
1329	410-4200	BOOM STRAIGHT 65FT JIB CRAWLER DSL	\$4,455.00	\$2,025.00	\$765.00
1330	410-4211	BOOM STRAIGHT 80FT BLK DF	\$3,596.00	\$1,517.00	\$662.00
1331	410-4221	BOOM STRAIGHT 80FT BLK DSL	\$3,596.00	\$1,517.00	\$662.00
1332	410-4230	BOOM STRAIGHT 80FT 4WD DF	\$3,596.00	\$1,517.00	\$662.00
1333	410-4240	BOOM STRAIGHT 80FT 4WD DSL	\$3,596.00	\$1,517.00	\$662.00
1334	410-4241	BOOM STRAIGHT 80FT BLK DSL HIGH CAP	\$3,596.00	\$1,517.00	\$662.00
1335	410-4242	BOOM STRAIGHT 80FT 4WD DSL HIGH CAP	\$3,596.00	\$1,517.00	\$662.00
1336	410-4270	BOOM STRAIGHT 85FT JIB 4WD DF	\$3,686.00	\$1,571.00	\$694.00
1337	410-4300	BOOM STRAIGHT 85FT JIB 4WD DSL	\$3,686.00	\$1,571.00	\$694.00
1338	410-4301	BOOM STRAIGHT 85FT JIB BLK DSL	\$3,686.00	\$1,571.00	\$694.00
1339	410-4305	BOOM STRAIGHT 85FT JIB 4WD DSL HIGH CAP	\$3,686.00	\$1,571.00	\$694.00
1340	410-4350	BOOM STRAIGHT 105FT JIB 4WD DSL	\$6,143.00	\$2,781.00	\$1,103.00
1341	410-4400	BOOM STRAIGHT 120FT JIB 4WD DSL	\$6,800.00	\$3,024.00	\$1,197.00
1342	410-4401	BOOM STRAIGHT 120FT JIB 4WD BLK DSL	\$6,800.00	\$3,024.00	\$1,197.00
1343	410-4410	BOOM STRAIGHT 125FT JIB 4WD DSL	\$6,800.00	\$3,024.00	\$1,197.00
1344	410-4420	BOOM STRAIGHT 135FT JIB 4WD DSL	\$7,425.00	\$3,528.00	\$1,323.00
1345	410-4421	BOOM STRAIGHT 135FT JIB BLK DSL	\$7,425.00	\$3,528.00	\$1,323.00
1346	410-4422	BOOM STRAIGHT 135FT 30FTJIB 4WD HIGH CAP	\$7,425.00	\$3,528.00	\$1,323.00
1347	410-4430	BOOM STRAIGHT 150FT JIB 4WD DSL	\$16,200.00	\$6,570.00	\$2,160.00
1348	410-4440	BOOM STRAIGHT 180-185FT JIB 4WD DSL	\$21,150.00	\$8,991.00	\$3,690.00
1349	415-1000	GLAZIER PANEL LIFT KIT	\$379.00	\$110.00	\$39.00
1350	415-1050	ZERO G TOOL HOLDER ATTACHMENT	\$689.00	\$365.00	\$103.00
1351	415-1500	SCISSOR ATTCH 19' EXT DECK FOR GENIE SHU	\$383.00	\$162.00	\$86.00
1352	415-1505	PIPE RACK FOR SKYJACK RT SCISSOR	\$194.00	\$102.00	\$64.00
1353	415-1506	PIPE RACK FOR SKYJACK ELECTRIC SCISSOR	\$194.00	\$102.00	\$64.00
1354	415-1510	PIPE RACK FOR GENIE RT SCISSOR	\$194.00	\$102.00	\$64.00
1355	415-1512	PIPE RACK FOR GENIE ELECTRIC SCISSOR	\$194.00	\$102.00	\$64.00
1356	415-1515	PIPE CRADLE FOR GENIE S AND Z BOOMLIFTS	\$194.00	\$102.00	\$43.00
1357	450-2000	WAREHOUSE FORKLIFT 2000LB CUSHION ELEC	\$1,368.00	\$563.00	\$214.00
1358	450-2010	WAREHOUSE FORKLIFT 3000LB PNEU DSL	\$945.00	\$383.00	\$165.00
1359	450-2020	WAREHOUSE FORKLIFT 3000LB PNEU DF	\$945.00	\$383.00	\$165.00
1360	450-2030	WAREHOUSE FORKLIFT 3000LB CUSHION ELEC	\$1,368.00	\$563.00	\$214.00
1361	450-2040	WAREHOUSE FORKLIFT 3000LB CUSHION LPG	\$945.00	\$383.00	\$165.00
1362	450-2050	WAREHOUSE FORKLIFT 3000LB 3W STDUP ELEC	\$1,422.00	\$588.00	\$235.00
1363	450-2055	WAREHOUSE FORKLIFT 3500LB 3W STDUP ELEC	\$1,422.00	\$588.00	\$235.00
1364	450-2057	WAREHOUSE FORKLIFT 4000LB 3W STDUP ELEC	\$1,422.00	\$588.00	\$235.00
1365	450-2085	WAREHOUSE FORKLIFT 4000LB CUSH LPS RATED	\$945.00	\$383.00	\$165.00
1366	450-2090	WAREHOUSE FORKLIFT 4000LB 3W SIT ELEC	\$1,422.00	\$588.00	\$235.00
1367	450-2100	WAREHOUSE FORKLIFT 4000LB CUSHION ELEC	\$1,422.00	\$588.00	\$235.00
1368	450-2110	WAREHOUSE FORKLIFT 5000LB PNEU DSL	\$990.00	\$473.00	\$186.00
1369	450-2115	WAREHOUSE FORKLIFT 5000LB PNEU DSL CAB	\$1,256.00	\$530.00	\$235.00
1370	450-2120	WAREHOUSE FORKLIFT 5000LB PNEU DF	\$896.00	\$364.00	\$148.00
1371	450-2130	WAREHOUSE FORKLIFT 5000LB PNEU ELEC	\$1,512.00	\$608.00	\$252.00
1372	450-2140	WAREHOUSE FORKLIFT 5000LB CUSHION ELEC	\$1,512.00	\$608.00	\$252.00
1373	450-2150	WAREHOUSE FORKLIFT 5000LB CUSHION LPG	\$896.00	\$364.00	\$148.00
1374	450-2160	WAREHOUSE FORKLIFT 5000LB LOWPRO PNEU DF	\$990.00	\$473.00	\$186.00
1375	450-2170	WAREHOUSE FORKLIFT 5000LB 4MAST PNEU DF	\$990.00	\$473.00	\$186.00
1376	450-2180	WAREHOUSE FORKLIFT 6000LB PNEU DSL	\$990.00	\$473.00	\$186.00
1377	450-2185	WAREHOUSE FORKLIFT 6000LB PNEU DSL CAB	\$1,256.00	\$530.00	\$235.00
1378	450-2190	WAREHOUSE FORKLIFT 6000LB PNEU DF	\$990.00	\$473.00	\$186.00

## HERC RENTALS - CONTRACT 2019000318-5

## EXHIBIT A.2 - 2022 PLATINUM PRICING

	Cat Class	Description	Month	Week	Day
1379	450-2200	WAREHOUSE FORKLIFT 6000LB CUSHION DF	\$990.00	\$473.00	\$186.00
1380	450-2210	WAREHOUSE FORKLIFT 6000LB CUSHION ELEC	\$1,620.00	\$709.00	\$278.00
1381	450-2215	WAREHOUSE FORKLIFT 6000LB CUSHION EE BAT	\$2,025.00	\$770.00	\$300.00
1382	450-2220	WAREHOUSE FORKLIFT 6000LB SINGLE-DBL DF	\$1,317.00	\$552.00	\$210.00
1383	450-2230	WAREHOUSE FORKLIFT 6000LB FOAM FILL DF	\$1,317.00	\$552.00	\$210.00
1384	450-2240	WAREHOUSE FORKLIFT 6000LB 4MAST PNEU DF	\$990.00	\$473.00	\$186.00
1385	450-2250	WAREHOUSE FORKLIFT 7000LB PNEU DSL	\$1,440.00	\$581.00	\$203.00
1386	450-2260	WAREHOUSE FORKLIFT 8000LB PNEU DSL	\$1,440.00	\$581.00	\$203.00
1387	450-2265	WAREHOUSE FORKLIFT 8000LB PNEU DSL CAB	\$1,552.00	\$617.00	\$248.00
1388	450-2270	WAREHOUSE FORKLIFT 8000LB PNEU DF	\$1,440.00	\$581.00	\$203.00
1389	450-2275	WAREHOUSE FORKLIFT 8000LB PNEU DF CAB	\$1,552.00	\$617.00	\$248.00
1390	450-2280	WAREHOUSE FORKLIFT 8000LB PNEU LPG	\$1,440.00	\$581.00	\$203.00
1391	450-2305	WAREHOUSE FORKLIFT 10000LB CUSHION ELEC	\$2,232.00	\$851.00	\$300.00
1392	450-2310	WAREHOUSE FORKLIFT 10000LB PNEU DSL	\$1,697.00	\$644.00	\$257.00
1393	450-2315	WAREHOUSE FORKLIFT 10000LB PNEU DSL CAB	\$1,800.00	\$765.00	\$293.00
1394	450-2320	WAREHOUSE FORKLIFT 10000LB PNEU DF	\$1,697.00	\$644.00	\$257.00
1395	450-2325	WAREHOUSE FORKLIFT 10000LB PNEU DF CAB	\$1,800.00	\$765.00	\$293.00
1396	450-2330	WAREHOUSE FORKLIFT 10000LB CUSHION LPG	\$1,697.00	\$644.00	\$257.00
1397	450-2345	WAREHOUSE FORKLIFT 12000LB CUSHION ELEC	\$2,520.00	\$1,033.00	\$385.00
1398	450-2360	WAREHOUSE FORKLIFT 12000LB PNEU DF	\$2,372.00	\$842.00	\$284.00
1399	450-2370	WAREHOUSE FORKLIFT 15000LB PNEU DSL	\$3,060.00	\$1,263.00	\$495.00
1400	450-2375	WAREHOUSE FORKLIFT 15000LB PNEU DSL CAB	\$3,150.00	\$1,305.00	\$513.00
1401	450-2380	WAREHOUSE FORKLIFT 15000LB CUSHION LPG	\$3,060.00	\$1,263.00	\$495.00
1402	450-2390	WAREHOUSE FORKLIFT 15000LB PNEU DF	\$3,060.00	\$1,263.00	\$495.00
1403	450-2395	WAREHOUSE FORKLIFT 15000LB PNEU DF CAB	\$3,150.00	\$1,305.00	\$513.00
1404	450-2400	WAREHOUSE FORKLIFT 16000LB PNEU DSL	\$3,213.00	\$1,339.00	\$527.00
1405	450-2410	WAREHOUSE FORKLIFT 20000LB PNEU DSL	\$4,950.00	\$2,142.00	\$851.00
1406	450-2420	WAREHOUSE FORKLIFT 22000LB PNEU DSL	\$4,950.00	\$2,142.00	\$851.00
1407	450-2430	WAREHOUSE FORKLIFT 26000LB PNEU DSL ROPS	\$4,950.00	\$2,142.00	\$851.00
1408	450-2435	WAREHOUSE FORKLIFT 26000LB PNEU CAB DSL	\$5,700.00	\$2,295.00	\$891.00
1409	450-2440	WAREHOUSE FORKLIFT 30000LB PNEU DSL	\$5,700.00	\$2,295.00	\$891.00
1410	450-2450	WAREHOUSE FORKLIFT 36000LB PNEU DSL ROPS	\$5,700.00	\$2,295.00	\$891.00
1411	450-2455	WAREHOUSE FORKLIFT 36000LB PNEU CAB DSL	\$6,472.00	\$2,430.00	\$923.00
1412	450-2460	WAREHOUSE FORKLIFT 45000LB PNEU DSL	\$7,612.00	\$2,793.00	\$1,296.00
1413	450-2470	WAREHOUSE FORKLIFT 55000LB PNEU DSL	\$12,150.00	\$4,698.00	\$1,782.00
1414	455-1000	STRAIGHTMAST RT FORKLIFT 5000LB 4WD	\$1,575.00	\$747.00	\$303.00
1415	455-1010	STRAIGHTMAST RT FORKLIFT 6000LB 2WD	\$1,575.00	\$747.00	\$303.00
1416	455-1015	STRAIGHTMAST RT FORKLIFT CAB 6000LB 2WD	\$1,654.00	\$765.00	\$331.00
1417	455-1020	STRAIGHTMAST RT FORKLIFT 6000LB 4WD	\$1,654.00	\$765.00	\$331.00
1418	455-1025	STRAIGHTMAST RT FORKLIFT CAB 6000LB 4WD	\$1,823.00	\$842.00	\$338.00
1419	455-1027	STRAIGHTMAST RT FORKLIFT CAB 7000LB 4WD	\$1,823.00	\$842.00	\$338.00
1420	455-1030	STRAIGHTMAST RT FORKLIFT 8000LB 2WD	\$1,654.00	\$765.00	\$331.00
1421	455-1035	STRAIGHTMAST RT FORKLIFT CAB 8000LB 2WD	\$1,823.00	\$842.00	\$338.00
1422	455-1040	STRAIGHTMAST RT FORKLIFT 8000LB 4WD	\$1,823.00	\$842.00	\$338.00
1423	455-1042	STRAIGHTMAST RT FORKLIFT CAB 8000LB 4WD	\$1,890.00	\$909.00	\$340.00
1424	455-1045	STRAIGHTMAST RT FORKLIFT 8000LB 4WD LOWP	\$1,890.00	\$909.00	\$340.00
1425	455-1050	STRAIGHTMAST RT FORKLIFT 10000LB 2WD	\$2,498.00	\$1,296.00	\$446.00
1426	455-1060	STRAIGHTMAST RT FORKLIFT 10000LB 4WD	\$2,599.00	\$1,296.00	\$446.00
1427	455-1065	STRAIGHTMAST RT FORKLIFT 12000LB 2WD	\$2,633.00	\$1,319.00	\$466.00
1428	455-1070	STRAIGHTMAST RT FORKLIFT 12000LB 4WD	\$2,700.00	\$1,319.00	\$466.00
1429	455-1080	STRAIGHTMAST RT FORKLIFT 20000LB 4WD	\$3,645.00	\$1,530.00	\$547.00
1430	460-1000	TELEHANDLER 3000LB 13FT LIFT ROPS	\$1,598.00	\$711.00	\$273.00
1431	460-1010	TELEHANDLER 5500LB 16-20FT LIFT ROPS	\$1,598.00	\$711.00	\$273.00

**HERC RENTALS - CONTRACT 2019000318-5**  
**EXHIBIT A.2 - 2022 PLATINUM PRICING**

	<b>Cat Class</b>	<b>Description</b>	<b>Month</b>	<b>Week</b>	<b>Day</b>
1432	460-1011	TELEHANDLER 5500LB 16-20FT LIFT ROPS BLK	\$1,598.00	\$711.00	\$273.00
1433	460-1015	TELEHANDLER 5500LB 16-20FT LIFT CAB	\$1,643.00	\$765.00	\$286.00
1434	460-1019	TELEHANDLER 6000LB 13FT LIFT ROPS	\$1,778.00	\$788.00	\$334.00
1435	460-1020	TELEHANDLER 6000LB 34-36FT LIFT ROPS	\$1,778.00	\$788.00	\$334.00
1436	460-1025	TELEHANDLER 6000LB 34-36FT LIFT CAB	\$1,868.00	\$878.00	\$338.00
1437	460-1030	TELEHANDLER 6000LB 42-44FT LIFT ROPS	\$1,778.00	\$788.00	\$334.00
1438	460-1035	TELEHANDLER 6000LB 42-44FT LIFT CAB	\$1,868.00	\$878.00	\$338.00
1439	460-1040	TELEHANDLER 8000LB 42-44FT LIFT ROPS	\$2,066.00	\$941.00	\$351.00
1440	460-1045	TELEHANDLER 8000LB 42-44FT LIFT CAB	\$2,156.00	\$961.00	\$360.00
1441	460-1050	TELEHANDLER 9000LB 42-44FT LIFT ROPS	\$2,925.00	\$1,247.00	\$446.00
1442	460-1055	TELEHANDLER 9000LB 42-44FT LIFT CAB	\$2,970.00	\$1,355.00	\$446.00
1443	460-1060	TELEHANDLER 10000LB 42-44FT LIFT ROPS	\$2,925.00	\$1,247.00	\$446.00
1444	460-1065	TELEHANDLER 10000LB 42-44FT LIFT CAB	\$2,970.00	\$1,355.00	\$477.00
1445	460-1070	TELEHANDLER 10000LB 50-56FT LIFT ROPS	\$2,925.00	\$1,247.00	\$446.00
1446	460-1071	TELEHANDLER 10000LB 50-56FT LIFTROPS BLK	\$2,925.00	\$1,247.00	\$446.00
1447	460-1075	TELEHANDLER 10000LB 50-56FT LIFT CAB	\$2,970.00	\$1,355.00	\$477.00
1448	460-1080	TELEHANDLER 12000LB 55-56FT LIFT ROPS	\$3,803.00	\$1,796.00	\$563.00
1449	460-1081	TELEHANDLER 12000LB 55FT LIFT ROPS BLK	\$3,803.00	\$1,796.00	\$563.00
1450	460-1085	TELEHANDLER 12000LB 55-56FT LIFT CAB	\$3,920.00	\$1,887.00	\$594.00
1451	460-1087	TELEHANDLER 15-16000LB 44FT LIFT	\$6,930.00	\$3,150.00	\$1,161.00
1452	460-1088	TELEHANDLER 17000LB 32FT LIFT	\$8,910.00	\$3,888.00	\$1,454.00
1453	460-1090	TELEHANDLER 20000LB 44FT LIFT CAB	\$14,400.00	\$5,040.00	\$1,800.00
1454	464-1016	COMPACT CRAWLER BOOM LIFT 40-44' BATTERY	\$6,300.00	\$3,825.00	\$1,817.00
1455	464-1022	COMPACT CRAWLER BOOM LIFT 50-59' BATTERY	\$7,650.00	\$4,698.00	\$2,223.00
1456	464-1036	COMPACT CRAWLER BOOM LIFT 70-79' BATTERY	\$12,600.00	\$6,300.00	\$3,078.00
1457	464-1042	COMPACT WHEELED BOOM LIFT 90-99' HYB	\$14,400.00	\$7,343.00	\$3,476.00
1458	480-1030	RAMP LOADING	\$1,017.00	\$302.00	\$130.00
1459	480-1060	DOLLY STAIR CLIMBER 1500# CAP	\$455.00	\$216.00	\$61.00
1460	480-1080	ROLALIFT 6000LBS HYD DOLLY 1 PAIR	\$517.00	\$245.00	\$69.00
1461	480-1130	PALLET LIFT 5500LB W/B MANUAL NARROW	\$243.00	\$115.00	\$32.00
1462	480-1135	PALLET LIFT 5500LB W/B MANUAL	\$243.00	\$115.00	\$32.00
1463	480-1137	PALLET LIFT 3000LB W/B MANUAL RAISED	\$243.00	\$115.00	\$32.00
1464	480-1140	PALLET LIFT 8000LB W/B MANUAL	\$243.00	\$115.00	\$32.00
1465	480-1180	PALLET REACH TRUCK 4500LB STAND ON ELEC	\$1,706.00	\$680.00	\$269.00
1466	480-1190	PALLET DBL REACH TRUCK 3000LB STD ON ELE	\$1,706.00	\$680.00	\$269.00
1467	480-1195	PALLET DBL REACH TRUCK 4000LB STD ON ELE	\$1,782.00	\$709.00	\$320.00
1468	480-1200	PALLET REACH TRUCK 3500LB STAND ON ELEC	\$2,268.00	\$891.00	\$376.00
1469	480-1205	PALLET REACH TRUCK 4500LB 42IN LIFT ELE	\$2,511.00	\$1,013.00	\$428.00
1470	480-1210	PALLET ORDER PICKER 3000LB STAND ON ELEC	\$1,170.00	\$462.00	\$184.00
1471	480-1224	PALLET STACKER 2500LB ADJ STRAD W/B ELEC	\$1,048.00	\$410.00	\$132.00
1472	480-1229	PALLET STACKER 3000LB STRADDLE W/B ELEC	\$1,099.00	\$423.00	\$141.00
1473	480-1230	PALLET STACKER 3000LB COUNT WGT W/B ELEC	\$1,240.00	\$471.00	\$158.00
1474	480-1239	PALLET STACKER 4000LB STRADDLE W/B ELEC	\$1,240.00	\$471.00	\$158.00
1475	480-1240	PALLET STACKER 4000LB COUNT WGT W/B ELEC	\$1,240.00	\$471.00	\$158.00
1476	480-1250	PALLET LIFT 4000LB W/B ELEC	\$885.00	\$393.00	\$98.00
1477	480-1260	PALLET LIFT 4500LB W/B ELEC	\$885.00	\$393.00	\$98.00
1478	480-1280	PALLET LIFT 6000LB 48IN RIDE-ON ELEC	\$1,099.00	\$423.00	\$141.00
1479	480-1282	PALLET LIFT 6000LB 96IN RIDE-ON ELEC	\$1,130.00	\$441.00	\$144.00
1480	480-1310	ROLLER 2 PART KIT 36 TON CAP	\$387.00	\$203.00	\$59.00
1481	480-1320	MACHINE ROLLERS 3 TON SET OF 4	\$203.00	\$108.00	\$41.00
1482	480-1340	MACHINE ROLLERS 8 TON SET OF 4	\$338.00	\$180.00	\$61.00
1483	480-1350	MACHINE ROLLERS 12 TON SET OF 4	\$372.00	\$198.00	\$69.00
1484	480-1360	MACHINE ROLLERS 15 TON SET OF 4	\$372.00	\$198.00	\$69.00

**HERC RENTALS - CONTRACT 2019000318-5**  
**EXHIBIT A.2 - 2022 PLATINUM PRICING**

	<b>Cat Class</b>	<b>Description</b>	<b>Month</b>	<b>Week</b>	<b>Day</b>
1485	480-1390	MACHINE ROLLERS 30 TON SET OF 4	\$324.00	\$173.00	\$49.00
1486	480-1420	MACHINE ROLLERS 60 TON SET OF 4	\$405.00	\$216.00	\$77.00
1487	480-1440	MACHINE ROLLERS 70 TON SET OF 4	\$535.00	\$267.00	\$95.00
1488	480-1520	PRY BAR	\$31.00	\$11.00	\$5.00
1489	480-1620	HOIST 3/4 TON LEVER 20	\$64.00	\$23.00	\$11.00
1490	480-1640	HOIST 3/4 TON LEVER W/OVERLOAD 20	\$68.00	\$25.00	\$12.00
1491	480-1700	HOIST 1 TON LEVER W/OVERLOAD 20	\$73.00	\$27.00	\$13.00
1492	480-1720	HOIST 1 1/2 TON LEVER 15	\$77.00	\$29.00	\$13.00
1493	480-1740	HOIST 1 1/2 TON LEVER 20	\$77.00	\$29.00	\$13.00
1494	480-1760	HOIST 1 1/2 TON LEVER W/OVERLOAD 20	\$86.00	\$32.00	\$14.00
1495	480-1780	HOIST 2 TON LEVER W/OVERLOAD 20	\$96.00	\$36.00	\$16.00
1496	480-1800	HOIST 2 1/2 TON LEVER 20	\$122.00	\$45.00	\$18.00
1497	480-1820	HOIST 3 TON LEVER 15	\$112.00	\$41.00	\$19.00
1498	480-1840	HOIST 3 TON LEVER W/ OVERLOAD 20	\$115.00	\$43.00	\$20.00
1499	480-1860	HOIST 3 TON LEVER 20-30	\$112.00	\$41.00	\$19.00
1500	480-1880	HOIST 6 TON LEVER 5 - 10	\$150.00	\$56.00	\$25.00
1501	480-1900	HOIST 6 TON LEVER W/ OVERLOAD 20	\$160.00	\$59.00	\$27.00
1502	480-1920	MATERIAL LIFT 1500 LBS 25 FT ROUSTABOUT	\$577.00	\$274.00	\$77.00
1503	480-1925	MATERIAL LIFT 1500 LBS 15 FT ROUSTABOUT	\$486.00	\$230.00	\$65.00
1504	480-1930	MATERIAL LIFT 1500 LBS 18 FT ROUSTABOUT	\$656.00	\$292.00	\$77.00
1505	480-2120	HOIST CHAIN 1/2 TON 8-15	\$41.00	\$15.00	\$6.00
1506	480-2140	HOIST CHAIN 1/2 TON 20	\$53.00	\$19.00	\$8.00
1507	480-2160	HOIST 1/2 TON CHAIN W/OVERLOAD 20	\$58.00	\$22.00	\$9.00
1508	480-2175	HOIST CHAIN AIR 1 TON 30-50	\$1,134.00	\$599.00	\$149.00
1509	480-2180	HOIST 1 TON CHAIN W/OVERLOAD 20	\$77.00	\$28.00	\$11.00
1510	480-2200	HOIST 1 TON CHAIN W/OVERLOAD 30	\$81.00	\$30.00	\$12.00
1511	480-2220	HOIST CHAIN 1 TON 20-40	\$65.00	\$24.00	\$9.00
1512	480-2240	HOIST CHAIN 1-1/2 TON 20-40	\$87.00	\$32.00	\$13.00
1513	480-2260	HOIST 1 1/2 TON CHAIN W/OVERLOAD 20FT	\$104.00	\$39.00	\$15.00
1514	480-2280	HOIST 1 1/2TON CHAIN W/OVERLOAD 30FT	\$111.00	\$41.00	\$16.00
1515	480-2300	HOIST 2 TON CHAIN W/OVERLOAD 20	\$122.00	\$45.00	\$18.00
1516	480-2320	HOIST CHAIN 2 TON 8-15	\$116.00	\$43.00	\$17.00
1517	480-2340	HOIST CHAIN 2 TON 20-40	\$87.00	\$32.00	\$13.00
1518	480-2350	CHAIN HOIST ELEC 2 TON 50-80FT LIFT 115V	\$1,215.00	\$608.00	\$257.00
1519	480-2380	HOIST CHAIN 2TON MANUAL 30	\$122.00	\$45.00	\$18.00
1520	480-2400	HOIST CHAIN 3 TON 20-40	\$127.00	\$47.00	\$19.00
1521	480-2420	HOIST 3 TON CHAIN W/OVERLOAD 20	\$150.00	\$56.00	\$23.00
1522	480-2440	HOIST CHAIN 3 TON 8-15	\$146.00	\$54.00	\$22.00
1523	480-2460	HOIST CHAIN 3TON MANUAL 20	\$146.00	\$54.00	\$22.00
1524	480-2480	HOIST CHAIN 3TON MANUAL 30	\$146.00	\$54.00	\$22.00
1525	480-2500	HOIST CHAIN 5 TON 8-15	\$203.00	\$71.00	\$30.00
1526	480-2520	HOIST 5 TON CHAIN W/OVERLOAD 20FT	\$226.00	\$84.00	\$33.00
1527	480-2540	HOIST CHAIN 5 TON 20-40	\$203.00	\$76.00	\$30.00
1528	480-2550	HOIST CHAIN 5 TON 60FT LIFT	\$243.00	\$131.00	\$131.00
1529	480-2555	HOIST CHAIN 5 TON 80FT LIFT	\$243.00	\$131.00	\$131.00
1530	480-2560	HOIST CHAIN 5TON MANUAL 30	\$220.00	\$81.00	\$32.00
1531	480-2600	HOIST CHAIN 8TON MANUAL 20	\$404.00	\$149.00	\$60.00
1532	480-2620	HOIST CHAIN 10 TON 8-15	\$491.00	\$182.00	\$73.00
1533	480-2640	HOIST CHAIN 10 TON 20-30	\$519.00	\$193.00	\$77.00
1534	480-2660	HOIST 5 TON CHAIN ELEC	\$549.00	\$193.00	\$81.00
1535	480-2670	HOIST CHAIN AIR 2 TON 50-70 FT	\$253.00	\$99.00	\$40.00
1536	480-2680	HOIST CHAIN AIR 3 TON	\$377.00	\$132.00	\$56.00
1537	480-2687	HOIST CHAIN AIR 6 TON 30-50 FT	\$2,025.00	\$689.00	\$235.00



**HERC RENTALS - CONTRACT 2019000318-5**  
**EXHIBIT A.2 - 2022 PLATINUM PRICING**

	<b>Cat Class</b>	<b>Description</b>	<b>Month</b>	<b>Week</b>	<b>Day</b>
1538	480-2690	HOIST CHAIN AIR 5 TON 80FT LIFT	\$2,430.00	\$810.00	\$284.00
1539	480-2692	HOIST CHAIN AIR 6 TON 100FT LIFT	\$2,592.00	\$896.00	\$342.00
1540	480-2695	HOIST CHAIN AIR 10 TON 40 FT	\$2,187.00	\$770.00	\$257.00
1541	480-2700	ENGINE HOIST 4000 LB	\$292.00	\$97.00	\$26.00
1542	480-2790	CONVEYOR MATERIAL 10FT X 12IN	\$684.00	\$257.00	\$86.00
1543	480-2795	CONVEYOR MATERIAL 10FT X 18IN	\$706.00	\$266.00	\$90.00
1544	480-2797	CONVEYOR MATERIAL 14FT X 12IN	\$757.00	\$274.00	\$98.00
1545	480-2800	CONVEYOR MATERIAL TOWABLE 24-26FT	\$1,590.00	\$671.00	\$266.00
1546	480-3015	GANTRY CRANE 3/4 TON	\$1,094.00	\$458.00	\$184.00
1547	480-3040	POWERED HAND CRANE 300 LBS CAP BATT	\$377.00	\$140.00	\$56.00
1548	480-3060	GANTRY CRANE 2 TON	\$1,582.00	\$662.00	\$252.00
1549	480-3065	GANTRY CRANE 2 TON 154IN HEIGHT	\$1,668.00	\$680.00	\$269.00
1550	480-3080	GANTRY CRANE 3 TON	\$1,710.00	\$684.00	\$278.00
1551	480-3100	GANTRY CRANE 5 TON	\$1,980.00	\$720.00	\$383.00
1552	480-3210	TROLLEY 1 TON	\$122.00	\$43.00	\$16.00
1553	480-3211	BEAM TROLLEY PUSH 1 TON	\$41.00	\$18.00	\$5.00
1554	480-3240	TROLLEY 3 TONS	\$152.00	\$54.00	\$21.00
1555	480-3260	TROLLEY 5 TONS	\$304.00	\$108.00	\$41.00
1556	480-3265	BEAM TROLLEY 5 TON GEARED 80FT DROP	\$203.00	\$108.00	\$54.00
1557	480-3280	TROLLEY 10 TONS	\$365.00	\$130.00	\$50.00
1558	480-3285	TROLLEY 10 TONS GEARED 40FT/HAND CHAIN	\$315.00	\$104.00	\$50.00
1559	480-3314	HOIST ELECTRIC CHAIN 1 TON 40 FT 120V	\$567.00	\$227.00	\$98.00
1560	480-3316	HOIST ELECTRIC CHAIN 1 TON 50 FT 120V	\$567.00	\$227.00	\$98.00
1561	480-3318	HOIST ELECTRIC CHAIN 1 TON 60 FT 120V	\$567.00	\$227.00	\$98.00
1562	480-3329	HOIST ELECTRIC CHAIN 2 TON 40 FT 120V	\$689.00	\$275.00	\$115.00
1563	480-3331	HOIST ELECTRIC CHAIN 2 TON 50 FT 120V	\$689.00	\$275.00	\$115.00
1564	480-3333	HOIST ELECTRIC CHAIN 2 TON 60 FT 120V	\$689.00	\$275.00	\$115.00
1565	480-3420	HOIST ELECTRIC CHAIN 1T 30 120V 1PH	\$319.00	\$118.00	\$47.00
1566	480-3428	MATERIAL LIFT 400 LBS 5 FT MANUAL	\$183.00	\$64.00	\$22.00
1567	480-3430	MATERIAL LIFT 1000 LBS 5 FT MANUAL	\$183.00	\$64.00	\$22.00
1568	480-3460	MATERIAL LIFT 1000 LBS 10 FT MANUAL	\$510.00	\$239.00	\$60.00
1569	480-3475	MATERIAL LIFT 450 LBS 12 FT MANUAL	\$510.00	\$239.00	\$60.00
1570	480-3480	MATERIAL LIFT 650 LBS 12 FT MANUAL	\$510.00	\$239.00	\$60.00
1571	480-3500	MATERIAL LIFT 300 LBS 12 FT PNEUMATIC	\$583.00	\$274.00	\$68.00
1572	480-3510	MATERIAL LIFT 350 LBS 13 FT MANUAL	\$583.00	\$274.00	\$68.00
1573	480-3520	MATERIAL LIFT 650 LBS 15 FT MANUAL	\$583.00	\$274.00	\$68.00
1574	480-3525	MATERIAL LIFT 450 LBS 16 FT MANUAL	\$583.00	\$274.00	\$68.00
1575	480-3540	MATERIAL LIFT 650 LBS 18 FT MANUAL	\$583.00	\$274.00	\$68.00
1576	480-3560	MATERIAL LIFT 250 LBS 18 FT PNEUMATIC	\$583.00	\$274.00	\$68.00
1577	480-3580	MATERIAL LIFT 650 LBS 20 FT MANUAL	\$693.00	\$325.00	\$81.00
1578	480-3600	MATERIAL LIFT 650 LBS 24 FT MANUAL	\$693.00	\$325.00	\$81.00
1579	480-3620	MATERIAL LIFT 650 LBS 25 FT MANUAL	\$693.00	\$325.00	\$81.00
1580	480-3628	MATERIAL LIFT 800 LBS 25FT COUNTER BALAN	\$1,215.00	\$535.00	\$141.00
1581	480-3630	MATERIAL LIFT 800 LBS 12 FT MANUAL	\$608.00	\$216.00	\$72.00
1582	480-3660	MATERIAL LIFT 1100 LBS 15 FT MANUAL	\$729.00	\$342.00	\$86.00
1583	480-4010	TUGGER 1000LB AIR	\$583.00	\$194.00	\$68.00
1584	480-4040	TUGGER 4000LB AIR	\$1,276.00	\$426.00	\$149.00
1585	480-4070	TUGGER 10000LB AIR	\$2,370.00	\$790.00	\$278.00
1586	480-4090	TUGGER 20000LB AIR	\$4,192.00	\$1,398.00	\$491.00
1587	480-4105	CABLE PULLER FORCE GAUGE	\$486.00	\$292.00	\$154.00
1588	480-4110	CABLE PULLER 2000 LB ELECTRIC	\$689.00	\$243.00	\$103.00
1589	480-4130	CABLE PULLER 6000LB ELECTRIC	\$729.00	\$292.00	\$95.00
1590	480-4140	CABLE PULLER 8000LB ELECTRIC	\$809.00	\$385.00	\$103.00

**HERC RENTALS - CONTRACT 2019000318-5**  
**EXHIBIT A.2 - 2022 PLATINUM PRICING**

	<b>Cat Class</b>	<b>Description</b>	<b>Month</b>	<b>Week</b>	<b>Day</b>
1591	480-4150	CABLE PULLER 10000LB ELEC W/BOOM	\$842.00	\$405.00	\$107.00
1592	480-4153	CABLE PULLER 12K MULTI-SPEED ELEC	\$887.00	\$446.00	\$129.00
1593	480-4155	CABLE FEEDER	\$689.00	\$243.00	\$103.00
1594	480-4160	CABLE REEL STAND 6000LB CAPACITY	\$108.00	\$50.00	\$18.00
1595	480-4170	CABLE REEL STANDS 10000LB CAP PAIR	\$473.00	\$230.00	\$77.00
1596	480-4175	CABLE REEL ROLLER 30IN 2500 LB CAPACITY	\$117.00	\$59.00	\$59.00
1597	480-4179	CABLE REEL ROLL 7.5 TON	\$1,211.00	\$405.00	\$129.00
1598	480-4180	CABLE REEL ROLLER 15 TON	\$1,211.00	\$405.00	\$129.00
1599	480-4185	DUCT RODDER 5/16IN 1000FT	\$345.00	\$162.00	\$73.00
1600	480-4186	DUCT RODDER 5/16IN 600FT	\$243.00	\$142.00	\$56.00
1601	480-4187	DUCT RODDER 3/8IN 600FT	\$243.00	\$142.00	\$56.00
1602	480-4188	DUCT RODDER 1/2IN 1000FT	\$73.00	\$24.00	\$9.00
1603	480-4190	CABLE FISH TAPE VAC SYSTEM	\$185.00	\$63.00	\$27.00
1604	480-4200	SHEAVE MANHOLE 12FT 6500LB CAP	\$995.00	\$500.00	\$194.00
1605	480-5520	PUMP PORTA POWER ELECTRIC	\$532.00	\$296.00	\$102.00
1606	480-5530	PUMP HYD SHORING PLASTIC MANUAL	\$56.00	\$19.00	\$10.00
1607	480-5540	PORTAPOWER PUMP 1 SPEED MANUAL	\$118.00	\$41.00	\$21.00
1608	480-5560	PORTAPOWER PUMP 2 SPEED MANUAL	\$118.00	\$41.00	\$21.00
1609	480-5600	PUMP BOLT TENSIONER 1500 BAR 110V	\$1,944.00	\$648.00	\$248.00
1610	481-1012	CYLINDER HYD LP PANCAKE SA 5 T >1 IN	\$55.00	\$28.00	\$8.00
1611	481-1028	CYLINDER HYD THREADED END SA 10 T >1 IN	\$77.00	\$39.00	\$10.00
1612	481-1030	CYLINDER HYD LP PANCAKE SA 10 T >1 IN	\$54.00	\$28.00	\$7.00
1613	481-1032	CYLINDER HYD GENERAL SA 10 T 1 IN	\$64.00	\$32.00	\$8.00
1614	481-1034	CYLINDER HYD SHORTY SA DA 10 T 1 IN	\$66.00	\$33.00	\$8.00
1615	481-1036	CYLINDER HYD GENERAL SA 10 T 2 IN	\$66.00	\$33.00	\$8.00
1616	481-1040	CYLINDER HYD GENERAL SA 10 T 4 IN	\$71.00	\$36.00	\$9.00
1617	481-1042	CYLINDER HYD GENERAL SA 10 T 6 IN	\$79.00	\$40.00	\$10.00
1618	481-1048	CYLINDER HYD GENERAL SA 10 T 8 IN	\$95.00	\$48.00	\$13.00
1619	481-1052	CYLINDER HYD GENERAL SA 10 T 10 IN	\$96.00	\$49.00	\$13.00
1620	481-1056	CYLINDER HYD PUSHPULL DA 10-4 T 10 IN	\$194.00	\$97.00	\$26.00
1621	481-1066	CYLINDER HYD CENTER HOLE SA 12 T 1 IN	\$122.00	\$61.00	\$16.00
1622	481-1076	CYLINDER HYD GENERAL SA 15 T 6 IN	\$102.00	\$51.00	\$13.00
1623	481-1090	CYLINDER HYD LP PANCAKE SA 20 T >1 IN	\$131.00	\$66.00	\$16.00
1624	481-1092	CYLINDER HYD SHORTY SA DA 20 T 1 IN	\$118.00	\$59.00	\$15.00
1625	481-1106	CYLINDER HYD GENERAL SA 25 T 1 IN	\$104.00	\$52.00	\$13.00
1626	481-1108	CYLINDER HYD GENERAL SA 25 T 2 IN	\$104.00	\$52.00	\$13.00
1627	481-1110	CYLINDER HYD GENERAL SA 25 T 4 IN	\$113.00	\$57.00	\$14.00
1628	481-1112	CYLINDER HYD GENERAL SA 25 T 6 IN	\$131.00	\$66.00	\$16.00
1629	481-1118	CYLINDER HYD GENERAL SA 25 T 8 IN	\$169.00	\$86.00	\$21.00
1630	481-1120	CYLINDER HYD GENERAL SA 25 T 10 IN	\$200.00	\$101.00	\$26.00
1631	481-1122	CYLINDER HYD PUSHPULL DA 25-11 T 10 IN	\$621.00	\$311.00	\$77.00
1632	481-1126	CYLINDER HYD GENERAL SA 25 T 14 IN	\$230.00	\$115.00	\$29.00
1633	481-1127	CYLINDER HYD GENERAL SA 27 T 6 IN	\$365.00	\$122.00	\$43.00
1634	481-1132	CYLINDER HYD LP PANCAKE SA 30 T >1 IN	\$150.00	\$76.00	\$19.00
1635	481-1134	CYLINDER HYD GENERAL SA 30 T 2 IN	\$189.00	\$95.00	\$23.00
1636	481-1138	CYLINDER HYD SHORTY SA DA 30 T 2 IN	\$132.00	\$67.00	\$18.00
1637	481-1154	CYLINDER HYD GENERAL SA 30 T 8 IN	\$203.00	\$102.00	\$25.00
1638	481-1158	CYLINDER HYD GENERAL SA 35 T 2 IN	\$270.00	\$135.00	\$34.00
1639	481-1162	CYLINDER HYD GENERAL SA 50 T 2 IN	\$810.00	\$405.00	\$102.00
1640	481-1164	CYLINDER HYD SHORTY SA DA 50 T 2 IN	\$162.00	\$81.00	\$22.00
1641	481-1186	CYLINDER HYD GENERAL SA 55 T 6 IN	\$223.00	\$112.00	\$29.00
1642	481-1189	CYLINDER HYD PUSHPULL DA 55-28 T 4 IN	\$398.00	\$199.00	\$50.00
1643	481-1190	CYLINDER HYD PUSHPULL DA 55-28 T 6 IN	\$398.00	\$199.00	\$50.00

**HERC RENTALS - CONTRACT 2019000318-5**  
**EXHIBIT A.2 - 2022 PLATINUM PRICING**

	<b>Cat Class</b>	<b>Description</b>	<b>Month</b>	<b>Week</b>	<b>Day</b>
1644	481-1242	CYLINDER HYD SHORTY SA DA 100 T 2 IN	\$239.00	\$119.00	\$32.00
1645	481-1250	CYLINDER HYD CENTER HOLE SA 100 T 3 IN	\$778.00	\$389.00	\$97.00
1646	481-1254	CYLINDER HYD GENERAL SA 100 T 6 IN	\$441.00	\$221.00	\$54.00
1647	481-1260	CYLINDER HYD PUSH/PULL DA 100-44 T 6 IN	\$581.00	\$291.00	\$73.00
1648	481-1524	JACK BOTTLE STANDARD 5 T 4 IN	\$23.00	\$13.00	\$4.00
1649	481-1526	JACK TOE ECONOMY 5 T 4 IN	\$165.00	\$83.00	\$21.00
1650	481-1538	JACK TOE ECONOMY 10 T 5 IN	\$153.00	\$68.00	\$27.00
1651	481-1566	JACK BOTTLE STANDARD 22 T 6 IN	\$46.00	\$23.00	\$6.00
1652	481-3008	CYLINDER BOLT TENSIONER M36X4	\$955.00	\$319.00	\$112.00
1653	490-1000	FORKLIFT ATTACHMENT LIFTING HOOK 10000LB	\$268.00	\$122.00	\$43.00
1654	490-1002	FORKLIFT ATTACHMENT LIFTING HOOK 12000LB	\$306.00	\$146.00	\$50.00
1655	490-1003	FORKLIFT ATTACHMENT LIFT-N-TOW 4000 LB	\$212.00	\$104.00	\$36.00
1656	490-1004	FORKLIFT ATTACHMENT LIFT-N-TOW 10000 LB	\$212.00	\$104.00	\$36.00
1657	490-1006	FORKLIFT ATTACHMENT LIFT-N-TOW 12000 LB	\$419.00	\$153.00	\$59.00
1658	490-1008	FORKLIFT ATTACHMENT 2 FT TRUSS BOOM	\$325.00	\$146.00	\$51.00
1659	490-1009	FORKLIFT ATTACHMENT 6-8 FT TRUSS BOOM	\$325.00	\$146.00	\$51.00
1660	490-1010	FORKLIFT ATTACHMENT 12-15 FT TRUSS BOOM	\$325.00	\$146.00	\$51.00
1661	490-1012	FORKLIFT ATTACH 12FT W/WINCH TRUSS BOOM	\$1,071.00	\$536.00	\$216.00
1662	490-1015	FORKLIFT ATTACHMENT SPREADER BAR 8-12FT	\$405.00	\$203.00	\$86.00
1663	490-1020	FORKLIFT ATTACHMENT JIB	\$325.00	\$146.00	\$51.00
1664	490-1030	FORKLIFT ATTACHMENT CARPET POLE	\$230.00	\$97.00	\$34.00
1665	490-1040	FORKLIFT ATTACHMENT INDUSTRIAL SCALE	\$459.00	\$223.00	\$86.00
1666	490-1045	FORKLIFT/CRANE ATTACHMENT SCALE 15K LBS	\$486.00	\$183.00	\$73.00
1667	490-1055	FORKLIFT ATTACHMENT BIN CLAMP ROTATOR	\$440.00	\$158.00	\$56.00
1668	490-1059	FORKLIFT ATTACHMENT DRUM CLAMP SINGLE	\$2,511.00	\$1,114.00	\$471.00
1669	490-1060	FORKLIFT ATTACHMENT DRUM ROTATOR	\$459.00	\$223.00	\$86.00
1670	490-1070	FORKLIFT ATTACHMENT FORK ROTATOR 2500LB	\$675.00	\$270.00	\$86.00
1671	490-1073	FORKLIFT ATTACHMENT ROTATOR CLASS II	\$675.00	\$270.00	\$86.00
1672	490-1077	FORKLIFT ATTACHMENT ROTATOR CLASS III	\$1,215.00	\$446.00	\$167.00
1673	490-1080	FORKLIFT ATTACHMENT WORK PLATFORM	\$459.00	\$243.00	\$86.00
1674	490-1205	FORKLIFT ATTACHMENT BIN DUMPER .50YD	\$440.00	\$158.00	\$56.00
1675	490-1210	FORKLIFT ATTACHMENT BIN DUMPER 1YD	\$440.00	\$158.00	\$56.00
1676	490-1215	FORKLIFT ATTACHMENT BIN DUMPER 2YD	\$440.00	\$158.00	\$56.00
1677	490-1220	FORKLIFT ATTACHMENT BIN DUMPER 3YD	\$459.00	\$183.00	\$64.00
1678	490-1225	FORKLIFT ATTACHMENT BIN DUMPER 4YD	\$478.00	\$194.00	\$68.00
1679	490-1235	FORKLIFT ATTACHMENT TRASH HOPPER 3.75YD	\$382.00	\$146.00	\$59.00
1680	490-1250	FORKLIFT ATTACHMENT BUCKET .50-.75YD	\$345.00	\$146.00	\$51.00
1681	490-1255	FORKLIFT ATTACHMENT BUCKET 1YD	\$345.00	\$146.00	\$51.00
1682	490-1260	FORKLIFT ATTACHMENT BUCKET 1.25YD	\$345.00	\$146.00	\$51.00
1683	490-1265	FORKLIFT ATTACHMENT BUCKET 1.5YD	\$345.00	\$146.00	\$51.00
1684	490-1270	FORKLIFT ATTACHMENT BUCKET 1.75YD	\$379.00	\$158.00	\$56.00
1685	490-1275	FORKLIFT ATTACHMENT BUCKET 2YD	\$379.00	\$158.00	\$56.00
1686	490-1300	FORKLIFT ATTACHMENT BUCKET GRAPPLE	\$551.00	\$194.00	\$68.00
1687	490-1400	FORKLIFT ATTACHMENT CARRIAGE	\$325.00	\$146.00	\$51.00
1688	490-1410	FORKLIFT ATTACHMENT SWING CARRIAGE	\$536.00	\$203.00	\$73.00
1689	490-1415	FORKLIFT ATTACHMENT SIDE TILT CARRIAGE	\$396.00	\$146.00	\$51.00
1690	490-1418	FORKLIFT ATTACHMENT SIDE SHIFT CARRIAGE	\$396.00	\$146.00	\$51.00
1691	490-1450	FORKLIFT ATTACHMENT FORK EXTENSIONS	\$325.00	\$146.00	\$51.00
1692	490-1460	FORKLIFT ATTACHMENT 48IN FORKS	\$158.00	\$61.00	\$22.00
1693	490-1470	FORKLIFT ATTACHMENT 60IN FORKS	\$172.00	\$81.00	\$26.00
1694	490-1480	FORKLIFT ATTACHMENT 72IN FORKS	\$192.00	\$86.00	\$30.00
1695	490-1600	CRANE ATTACHMENT TRASH HOPPER	\$325.00	\$146.00	\$51.00
1696	490-1650	TELEHANDLER SKIDSTEER ATTACHMENT	\$192.00	\$86.00	\$30.00

## HERC RENTALS - CONTRACT 2019000318-5

## EXHIBIT A.2 - 2022 PLATINUM PRICING

	Cat Class	Description	Month	Week	Day
1697	490-1690	FORKLIFT BATTERY CHARGER 48V ONLY 115V	\$146.00	\$77.00	\$27.00
1698	490-1695	FORKLIFT BATTERY CHARGER FOR 48V & 80V	\$230.00	\$81.00	\$34.00
1699	490-1700	EXTRA BATTERY PACK 4K ELECTRIC FORKLIFT	\$345.00	\$146.00	\$60.00
1700	490-1720	EXTRA BATTERY PACK 6K ELECTRIC FORKLIFT	\$367.00	\$130.00	\$68.00
1701	500-1015	1KW SILENT PORTABLE GENERATOR	\$306.00	\$138.00	\$37.00
1702	500-1020	2KW SILENT PORTABLE GENERATOR GFCI	\$345.00	\$153.00	\$41.00
1703	500-1025	2KW SILENT PORTABLE GENERATOR	\$345.00	\$153.00	\$41.00
1704	500-1030	3KW PORTABLE GENERATOR	\$413.00	\$184.00	\$49.00
1705	500-1035	3KW SILENT PORTABLE GENERATOR	\$413.00	\$184.00	\$49.00
1706	500-1050	5KW PORTABLE GENERATOR	\$482.00	\$214.00	\$57.00
1707	500-1060	6KW PORTABLE GENERATOR	\$551.00	\$245.00	\$65.00
1708	500-1075	7KW SILENT PORTABLE GENERATOR	\$689.00	\$306.00	\$81.00
1709	500-1100	10KW PORTABLE GENERATOR	\$788.00	\$338.00	\$102.00
1710	500-1120	16KW PORTABLE GENERATOR 120-240V 1PH/3PH	\$1,094.00	\$486.00	\$171.00
1711	500-1130	23KW PORTABLE GENERATOR 120-240V 1PH/3PH	\$1,256.00	\$527.00	\$235.00
1712	500-1200	GENERATOR SOLAR (6) 12V BATTERIES	\$1,296.00	\$648.00	\$257.00
1713	501-1020	20KW GENERATOR DSL	\$869.00	\$365.00	\$167.00
1714	501-1030	30KW GENERATOR DSL	\$1,260.00	\$599.00	\$227.00
1715	501-1040	40KW GENERATOR DSL	\$1,260.00	\$599.00	\$227.00
1716	501-1055	55KW GENERATOR DSL	\$1,620.00	\$612.00	\$248.00
1717	501-1060	55KW GENERATOR SKID MOUNTED DSL	\$1,620.00	\$612.00	\$248.00
1718	501-1070	70KW GENERATOR DSL	\$2,205.00	\$844.00	\$335.00
1719	501-1080	80KW GENERATOR DSL	\$2,205.00	\$844.00	\$335.00
1720	501-1100	100KW GENERATOR DSL	\$2,205.00	\$844.00	\$335.00
1721	501-1105	100KW GENERATOR SKID MOUNTED DSL	\$2,205.00	\$844.00	\$335.00
1722	501-1120	120KW GENERATOR DSL	\$3,038.00	\$1,423.00	\$502.00
1723	501-1140	140KW GENERATOR DSL	\$3,038.00	\$1,423.00	\$502.00
1724	501-1160	160KW GENERATOR DSL	\$3,038.00	\$1,423.00	\$502.00
1725	501-1175	175KW GENERATOR DSL	\$3,038.00	\$1,423.00	\$502.00
1726	501-1180	175KW GENERATOR SKID MOUNTED DSL	\$3,038.00	\$1,423.00	\$502.00
1727	501-1200	200KW GENERATOR DSL	\$4,032.00	\$1,688.00	\$750.00
1728	501-1250	250KW GENERATOR DSL	\$4,032.00	\$1,688.00	\$750.00
1729	501-1255	250KW GENERATOR SKID MOUNTED DSL	\$4,032.00	\$1,688.00	\$750.00
1730	501-1300	300KW STUDIO GENERATOR TWIN PACK	\$16,673.00	\$4,959.00	\$1,710.00
1731	501-1320	320KW GENERATOR DSL	\$4,950.00	\$2,120.00	\$841.00
1732	501-1325	320KW GENERATOR SKID MOUNTED DSL	\$4,950.00	\$2,120.00	\$841.00
1733	501-1500	500KW GENERATOR DSL	\$8,100.00	\$2,869.00	\$912.00
1734	501-1510	500KW GENERATOR DSL T4F	\$15,300.00	\$5,400.00	\$1,980.00
1735	501-1650	650KW GENERATOR DSL	\$10,350.00	\$3,770.00	\$1,419.00
1736	501-1800	800KW GENERATOR DSL	\$13,500.00	\$4,437.00	\$1,620.00
1737	501-2100	1000KW GENERATOR DSL	\$14,850.00	\$5,011.00	\$1,944.00
1738	501-2300	1350KW GENERATOR DSL	\$17,888.00	\$6,044.00	\$2,349.00
1739	501-2600	1600KW GENERATOR DSL	\$23,625.00	\$9,180.00	\$3,321.00
1740	501-2700	CONTAINERIZED 2MEG DIESEL GENERATOR	\$27,900.00	\$10,575.00	\$3,821.00
1741	501-3060	600AMP STUDIO GENERATOR	\$4,275.00	\$1,539.00	\$577.00
1742	501-3140	1400AMP STUDIO GENERATOR	\$6,840.00	\$2,394.00	\$984.00
1743	501-3160	1600AMP STUDIO GENERATOR	\$7,695.00	\$2,694.00	\$1,069.00
1744	501-4000	90KVA 400HZ PORTABLE AIRCRAFT GENERATOR	\$5,085.00	\$2,480.00	\$620.00
1745	501-4010	120KVA 400HZ PORTABLE AIRCRAFT GENERATOR	\$5,472.00	\$2,736.00	\$684.00
1746	501-4020	180KVA 400HZ PORTABLE AIRCRAFT GENERATOR	\$6,480.00	\$3,240.00	\$855.00
1747	501-4210	90KVA 400HZ SOLID STATE AIRCRAFT GPU	\$2,939.00	\$958.00	\$385.00
1748	501-4220	180KVA 400HZ SOLID STATE AIRCRAFT GPU	\$4,275.00	\$1,454.00	\$581.00
1749	501-5000	270-300 PPM AIRCRAFT STARTER UNIT	\$15,107.00	\$7,290.00	\$3,420.00

**HERC RENTALS - CONTRACT 2019000318-5**  
**EXHIBIT A.2 - 2022 PLATINUM PRICING**

	<b>Cat Class</b>	<b>Description</b>	<b>Month</b>	<b>Week</b>	<b>Day</b>
1750	501-5010	180-200 PPM AIRCRAFT STARTER UNIT	\$15,107.00	\$7,290.00	\$3,420.00
1751	502-1010	GRIDLESS CORE PORTABLE BATTERY SYS 1KW	\$1,026.00	\$342.00	\$86.00
1752	502-1070	GRIDLESS CORE PORTABLE BATTERY SYS 7KW	\$1,580.00	\$513.00	\$120.00
1753	502-1510	GRIDLESS SOURCE AC FAST CHARGER	\$248.00	\$77.00	\$21.00
1754	502-1520	GRIDLESS SOURCE CHARGER VEHICLE CLAMP	\$161.00	\$46.00	\$13.00
1755	502-1530	GRIDLESS SOURCE SOLAR CHARGER	\$248.00	\$77.00	\$21.00
1756	510-1010	LIGHT TOWER 50W LED SOLAR SKID	\$577.00	\$198.00	\$77.00
1757	510-1015	LIGHT TOWER 640W LED SOLAR TRAILER	\$1,035.00	\$446.00	\$176.00
1758	510-1020	LIGHT TOWER 200W LED SOLAR TRAILER	\$699.00	\$256.00	\$112.00
1759	510-1030	LIGHT TOWER VERT MAST MAN NARROW BODY	\$414.00	\$247.00	\$104.00
1760	510-1031	LIGHT TOWER BALLON LIGHT ATTACHMENT	\$383.00	\$171.00	\$43.00
1761	510-1035	LIGHT TOWER HORIZ MAST MAN NARROW BODY	\$414.00	\$247.00	\$104.00
1762	510-1040	LIGHT TOWER VERT MAST ELEC NARROW BODY	\$414.00	\$247.00	\$104.00
1763	510-1055	LIGHT TOWER VERT MAST LED TRAILER	\$727.00	\$338.00	\$132.00
1764	510-1060	LIGHT TOWER VERT MAST AUTO NARROW BODY	\$414.00	\$247.00	\$104.00
1765	510-1070	LIGHT TOWER BALLOON KIT	\$383.00	\$293.00	\$105.00
1766	510-1080	LIGHT TOWER MAN MAST 16FT LED CART 120V	\$577.00	\$198.00	\$77.00
1767	510-1082	LIGHT TOWER ELEC MAST 23FT LED CART 120V	\$642.00	\$225.00	\$86.00
1768	510-1084	LIGHT TOWER MAN MAST 23FT LED TRAIL 120V	\$642.00	\$225.00	\$86.00
1769	510-1090	LIGHTTOWER HORIZ MAST 15KWGEN WIDE BODY	\$699.00	\$256.00	\$112.00
1770	510-1100	LIGHTTOWER HORIZ MAST 20KWGEN WIDE BODY	\$972.00	\$315.00	\$126.00
1771	510-1120	LIGHTTOWER 15KWGEN WITH 500 GAL TANK	\$1,053.00	\$378.00	\$165.00
1772	510-1140	LIGHT TOWER VERT MAST 20KW WIDE BODY	\$1,053.00	\$378.00	\$165.00
1773	510-1160	LIGHT TOWER CUBE VERT MAST LED SKID	\$1,035.00	\$473.00	\$189.00
1774	514-1145	EXTENSION CORD 14/3 X 100'	\$37.00	\$14.00	\$5.00
1775	514-1150	EXTENSION CORD 14/3 X 50'	\$29.00	\$12.00	\$5.00
1776	525-1000	DISCONNECT CAMLOCK 480V 400 AMP	\$498.00	\$230.00	\$122.00
1777	525-1030	I LINE PANEL 400 AMP	\$1,148.00	\$421.00	\$162.00
1778	525-1040	I LINE PANEL 400 AMP PIN & SLEEVE	\$2,325.00	\$770.00	\$214.00
1779	525-1050	I LINE PANEL 600 AMP	\$1,224.00	\$459.00	\$175.00
1780	525-1060	I LINE PANEL 600 AMP 600V	\$1,224.00	\$459.00	\$175.00
1781	525-1070	I LINE PANEL 800 AMP	\$1,913.00	\$635.00	\$227.00
1782	525-1080	I LINE PANEL 1200 AMP	\$2,426.00	\$823.00	\$284.00
1783	525-1085	I-LINE PANEL 1200A 600V LOW PROFILE	\$2,426.00	\$823.00	\$284.00
1784	525-1090	QUADBOX FEEDER PANEL 120 AMP	\$230.00	\$115.00	\$41.00
1785	525-1100	QUAD BOX FEEDER PANEL 200 AMP	\$230.00	\$115.00	\$41.00
1786	525-1110	QUAD BOX FEEDER PANEL 300 AMP	\$383.00	\$134.00	\$49.00
1787	525-1120	SPIDER BOX 50 AMP	\$287.00	\$122.00	\$53.00
1788	525-1130	SPIDER BOX 60 AMP	\$287.00	\$122.00	\$53.00
1789	525-1140	SPIDER BOX FEEDER PANEL 200 AMP	\$612.00	\$275.00	\$97.00
1790	525-1150	SPIDER BOX FEEDER PANEL 400 AMP	\$612.00	\$275.00	\$97.00
1791	525-1160	SPLITER PANEL 400 AMP CAMLOCK	\$172.00	\$77.00	\$41.00
1792	525-1170	DUPLEX PANEL 100 AMP	\$222.00	\$104.00	\$45.00
1793	525-1180	REEFER PANEL 30 GANG	\$248.00	\$95.00	\$41.00
1794	525-1190	TRANSFORMER 15KVA 480-120/208 MILL PANEL	\$612.00	\$268.00	\$81.00
1795	525-1195	TRANSFORMER 30KVA 480-120/208 MILL PANEL	\$838.00	\$294.00	\$94.00
1796	525-1200	ISOLATION TRANSFORMER 208V	\$689.00	\$230.00	\$81.00
1797	525-1240	TRANSFER SWITCH 100 AMP	\$425.00	\$138.00	\$49.00
1798	525-1250	TRANSFER SWITCH 200 AMP	\$425.00	\$138.00	\$49.00
1799	525-1260	TRANSFER SWITCH 400 AMP ATS	\$648.00	\$219.00	\$77.00
1800	525-1290	TRANSFER SWITCH 800 AMP	\$1,884.00	\$628.00	\$662.00
1801	525-1300	VFD PANEL 10HP 460V 3P SOFT START	\$547.00	\$170.00	\$64.00
1802	525-1310	VFD PANEL 20HP 460V 3PH	\$738.00	\$248.00	\$89.00

**HERC RENTALS - CONTRACT 2019000318-5**  
**EXHIBIT A.2 - 2022 PLATINUM PRICING**

	<b>Cat Class</b>	<b>Description</b>	<b>Month</b>	<b>Week</b>	<b>Day</b>
1803	525-1320	VFD PANEL 50HP 460V 3PH	\$860.00	\$287.00	\$102.00
1804	525-1330	VFD PANEL 100HP 460V 3P SOFT START	\$1,086.00	\$364.00	\$130.00
1805	525-1340	VFD PANEL 125HP 460V 3P SOFT START	\$1,341.00	\$450.00	\$158.00
1806	525-1350	VFD PANEL 150HP 460V 3PH	\$1,377.00	\$459.00	\$162.00
1807	525-1360	LOAD BANK 100 KW	\$449.00	\$202.00	\$97.00
1808	525-1362	LOAD BANK 125 KW	\$473.00	\$209.00	\$105.00
1809	525-1364	LOAD BANK 600 KW	\$473.00	\$209.00	\$105.00
1810	525-1366	LOAD BANK 1000 KW	\$1,080.00	\$396.00	\$154.00
1811	525-1368	LOAD BANK 3000 KW	\$2,700.00	\$972.00	\$385.00
1812	525-1370	GANG BOX	\$184.00	\$69.00	\$24.00
1813	525-1510	GFCI SINGLE OUTLET	\$15.00	\$8.00	\$5.00
1814	525-1520	GFCI DOUBLE OUTLET	\$31.00	\$15.00	\$8.00
1815	525-1580	BREAKOUT BOX 2400 AMP	\$2,430.00	\$972.00	\$342.00
1816	525-1605	DISCONNECT FUSE PANEL 200 AMP	\$495.00	\$194.00	\$81.00
1817	525-1610	DISCONNECT BREAKER PANEL 400A	\$612.00	\$230.00	\$122.00
1818	525-1620	DISCONNECT BREAKER PANEL 600A	\$918.00	\$325.00	\$130.00
1819	525-1630	DISCONNECT BREAKER PANEL 800A	\$1,071.00	\$371.00	\$146.00
1820	525-1720	I LINE PANEL 3000 AMP	\$2,831.00	\$945.00	\$337.00
1821	525-2115	PANEL DISTRO (4) 20AMP DUPLEX 240V INPUT	\$729.00	\$243.00	\$86.00
1822	525-2120	PANEL DISTRIBUTION 125/250V 50AMP GFCI	\$134.00	\$58.00	\$21.00
1823	525-2190	PANEL DISTRIBUTION 800AMP 3PH 120/208V	\$1,913.00	\$635.00	\$227.00
1824	525-2600	DISCONNECT BREAKER PANEL 1200A	\$1,080.00	\$450.00	\$180.00
1825	525-2605	DISCONNECT BREAKER PANEL 3000A	\$2,250.00	\$765.00	\$243.00
1826	525-3560	TRANSFER SWITCH AUTO 1600 AMP	\$1,823.00	\$608.00	\$428.00
1827	525-5019	TRANSFORMER 25KVA 480-120/208V STEP DWN	\$405.00	\$183.00	\$64.00
1828	525-5020	TRANSFORMER 30KVA 480-120/208V STEP DWN	\$459.00	\$189.00	\$68.00
1829	525-5025	TRANSFORMER 75KVA ENTERTAINMENT CONFIG	\$842.00	\$419.00	\$140.00
1830	525-5047	TRANSFORMER 45KVA 480-120/208V STEP DWN	\$689.00	\$342.00	\$122.00
1831	525-5075	TRANSF 75KVA 600/480-120/208V S DWN DIST	\$991.00	\$345.00	\$122.00
1832	525-5090	TRANSFORMER 100KVA 480-120V 1PH STEPDOWN	\$612.00	\$248.00	\$135.00
1833	525-5112	TRANSFORMER 150KVA 480-600V STEP UP/DWN	\$1,033.00	\$364.00	\$126.00
1834	525-5114	TRANSFORMER 150KVA ENTERTAINMENT CONFIG	\$918.00	\$459.00	\$162.00
1835	525-5120	TRANSF 300KVA 2400/480 STEP UP/DWN	\$1,337.00	\$356.00	\$118.00
1836	525-5122	TRANSFORMER 300KVA ENTERTAINMENT CONFIG	\$1,129.00	\$333.00	\$118.00
1837	525-5130	TRANSF 500KVA 480-600V STEP UP/DWN AUTO	\$1,215.00	\$405.00	\$137.00
1838	525-5137	TRANSFORMER 500KVA 2400/480V PADMOUNT	\$1,337.00	\$446.00	\$171.00
1839	525-5140	TRANSFORMER 750KVA 480-600V STEP UP/DWN	\$2,700.00	\$900.00	\$338.00
1840	525-5150	TRANSFORMER 1000KVA	\$1,742.00	\$588.00	\$214.00
1841	525-5165	TRANSFORMER 1500KVA PADMOUNT	\$4,050.00	\$1,377.00	\$727.00
1842	530-1005	PROSOL DEF TANK 100 GALLON GALVANIZED	\$324.00	\$171.00	\$60.00
1843	530-1020	FUEL TANK 251 GALLON	\$324.00	\$171.00	\$60.00
1844	530-1030	FUEL TANK 300 GALLON	\$324.00	\$171.00	\$60.00
1845	530-1050	FUEL TANK 552 GALLON	\$504.00	\$278.00	\$90.00
1846	530-1060	FUEL TANK 523 GALLON TOWABLE	\$756.00	\$385.00	\$129.00
1847	530-1070	FUEL TANK 787 GALLON	\$684.00	\$364.00	\$124.00
1848	530-1080	FUEL TANK 1000 GALLON	\$1,116.00	\$564.00	\$194.00
1849	530-1090	FUEL TANK 1204 GALLON	\$1,116.00	\$564.00	\$194.00
1850	530-1100	FUEL TANK 2388 GALLON	\$2,520.00	\$1,026.00	\$342.00
1851	530-2020	DEICING GLYCOL TANK 3200 GAL SKID W/PUMP	\$4,317.00	\$1,458.00	\$616.00
1852	550-1200	WELDER MIG/TIG/STICK <300 AMPS 120/230V	\$243.00	\$81.00	\$34.00
1853	550-1260	WELDER TIG 400AMP WATER COOLED TORCH	\$972.00	\$324.00	\$107.00
1854	550-1270	WELDER TIG / STICK 200-249 AMPS ELEC	\$203.00	\$58.00	\$32.00
1855	550-1275	SKYWELDER INVERTER WELDER 250-300AMP	\$243.00	\$81.00	\$34.00



**HERC RENTALS - CONTRACT 2019000318-5**  
**EXHIBIT A.2 - 2022 PLATINUM PRICING**

	<b>Cat Class</b>	<b>Description</b>	<b>Month</b>	<b>Week</b>	<b>Day</b>
1856	550-1280	WELDER INVERTER CC ONLY 250-299 AMPS	\$158.00	\$47.00	\$27.00
1857	550-1290	WELDER INVERTER CC/CV 300-399 AMPS	\$203.00	\$72.00	\$32.00
1858	550-1300	WELDER INVERTER CC/CV 350-399 AMPSLEC	\$203.00	\$72.00	\$32.00
1859	550-1310	WELDER INVERTER CC/CV 400-449 AMPS	\$203.00	\$72.00	\$32.00
1860	550-1315	WELDER STATIONARY 450 - 499 AMPS ELEC	\$482.00	\$207.00	\$73.00
1861	550-1330	WELDER INVERTER CC/CV 650-699 AMPS	\$473.00	\$219.00	\$73.00
1862	550-1400	WELDING FUME EXTRACTOR 95-132 CFM	\$351.00	\$153.00	\$59.00
1863	550-1410	WELDER STATIONARY 1100 - 1199 AMPS ELEC	\$603.00	\$234.00	\$113.00
1864	550-1540	WELDER ENGINE DRIVE 180-189 AMP GAS	\$428.00	\$180.00	\$73.00
1865	550-1600	WELDER ENGINE DRIVE 250-299 AMPS GAS	\$428.00	\$180.00	\$73.00
1866	550-1610	WELDER ENGINE DRIVE 300-249 AMP GAS	\$450.00	\$184.00	\$81.00
1867	550-1760	WELDER ENGINE DRIVE 250-299 AMPS LP	\$450.00	\$184.00	\$81.00
1868	550-1770	WELDER TOWABLE 250-349 AMPS LP	\$450.00	\$216.00	\$81.00
1869	550-1840	SKID W/TORCH KIT FOR 300AMP WELDER	\$1,170.00	\$360.00	\$113.00
1870	550-1850	WELDER TOWABLE 300 - 349 AMPS DSL	\$450.00	\$166.00	\$68.00
1871	550-1870	WELDER TOWABLE 400 - 449 AMPS DSL	\$527.00	\$241.00	\$126.00
1872	550-1875	WELDER SKID MOUNTED 400 - 449 AMPS DSL	\$527.00	\$288.00	\$113.00
1873	550-1880	WELDER TOWABLE 500 - 549 AMPS DSL	\$720.00	\$288.00	\$158.00
1874	550-1890	WELDER TOWABLE 600 AMPS DUAL-OPER DSL	\$720.00	\$324.00	\$158.00
1875	550-1900	WELDER TOWABLE 300-349AMPS DUAL-OPER DSL	\$603.00	\$288.00	\$140.00
1876	550-1905	WELDER TOWABLE 400-449AMPS DUAL-OPER DSL	\$603.00	\$306.00	\$140.00
1877	550-1950	WELDER WIRE FEEDER 120 VOLT ELEC	\$264.00	\$140.00	\$53.00
1878	550-1960	WELDER WIRE FEEDER SUITCASE STYLE	\$248.00	\$130.00	\$54.00
1879	550-3010	PLASMA CUTTER 7/8IN 1PH 120/240V	\$495.00	\$202.00	\$84.00
1880	550-3015	PLASMA CUTTER 5/8IN AIRCOMP 1PH 120/240V	\$585.00	\$224.00	\$83.00
1881	550-3020	PLASMA CUTTER 1IN 1PH 208/230V	\$810.00	\$287.00	\$126.00
1882	550-3030	PLASMA CUTTER 1-1/4IN 1PH/480V 3PH/600V	\$1,073.00	\$394.00	\$162.00
1883	550-3060	PLASMA CUTTER 1-3/4IN 3PH 600V	\$2,556.00	\$933.00	\$389.00
1884	553-0002	CIRCUIT BREAKER, 480V/20A	\$44.00	\$17.00	\$6.00
1885	553-0004	CIRCUIT BREAKER, 480V/40A	\$87.00	\$31.00	\$12.00
1886	553-0005	CIRCUIT BREAKER, 480V/50A	\$27.00	\$10.00	\$5.00
1887	553-0009	CIRCUIT BREAKER 480V 80A	\$219.00	\$73.00	\$24.00
1888	553-0010	CIRCUIT BREAKER, 480V/100A	\$112.00	\$72.00	\$35.00
1889	553-0015	CIRCUIT BREAKER, 480V/225A	\$133.00	\$83.00	\$45.00
1890	553-0025	CIRCUIT BREAKER 600V / 400A	\$266.00	\$128.00	\$76.00
1891	553-0027	CIRCUIT BREAKER 600V / 600A	\$293.00	\$144.00	\$89.00
1892	553-0030	CIRCUIT BREAKER 600V / 200A	\$54.00	\$20.00	\$8.00
1893	553-0035	CIRCUIT BREAKER 600V / 100A	\$37.00	\$13.00	\$5.00
1894	553-0040	CIRCUIT BREAKER 600V / 60A	\$37.00	\$13.00	\$5.00
1895	553-0045	CIRCUIT BREAKER 600V / 30A	\$37.00	\$13.00	\$5.00
1896	553-0050	CIRCUIT BREAKER 600V / 250A	\$57.00	\$20.00	\$6.00
1897	553-0055	CIRCUIT BREAKER 600V / 150A	\$21.00	\$8.00	\$8.00
1898	553-0060	CIRCUIT BREAKER 600V / 125A	\$256.00	\$118.00	\$69.00
1899	553-0061	ADJ CIRCUIT BREAKER 600V 70-250A	\$178.00	\$65.00	\$24.00
1900	554-0020	POWER STRIP 6X20A OUTLET 6'	\$14.00	\$6.00	\$6.00
1901	610-1005	TRAILER LANDSCAPE 5X8 1500 LB	\$324.00	\$153.00	\$41.00
1902	610-1010	TRAILER LANDSCAPE 6X12 3000 LB	\$324.00	\$153.00	\$41.00
1903	610-1050	TRAILER UTILITY 2000 LB	\$324.00	\$153.00	\$41.00
1904	610-1059	TRAILER UTILITY PAN 3000 LB	\$324.00	\$153.00	\$41.00
1905	610-1060	TRAILER UTILITY 3000 LB	\$324.00	\$153.00	\$41.00
1906	610-1070	TRAILER UTILITY 5-6000 LB	\$421.00	\$199.00	\$53.00
1907	610-1075	TRAILER UTILITY 7000 LB	\$421.00	\$199.00	\$53.00
1908	610-1085	TRAILER UTILITY 10000 LB	\$421.00	\$199.00	\$53.00

**HERC RENTALS - CONTRACT 2019000318-5**  
**EXHIBIT A.2 - 2022 PLATINUM PRICING**

	<b>Cat Class</b>	<b>Description</b>	<b>Month</b>	<b>Week</b>	<b>Day</b>
1909	610-1140	TRAILER FLATBED 10000 LB	\$583.00	\$275.00	\$73.00
1910	610-1160	TRAILER FLATBED 10-19000 LB GVWR	\$770.00	\$342.00	\$86.00
1911	610-1170	TRAILER FLATBED 21-29000 LB GVWR	\$871.00	\$387.00	\$96.00
1912	610-1180	TRAILER FLATBED 30-39000 LB GVWR	\$1,080.00	\$486.00	\$122.00
1913	610-1190	TRAILER FLATBED GOOSENECK 20-22000 LBS	\$1,125.00	\$522.00	\$131.00
1914	610-1210	TRAILER FLATBED W/RAMPS 20000 LB GVWR	\$1,080.00	\$540.00	\$135.00
1915	610-1212	TRAILER FLATBED NO RAMPS 20000 LB GVWR	\$1,080.00	\$540.00	\$135.00
1916	610-1215	TRAILER FLATBED GOOSENECK 24000 LB	\$1,260.00	\$648.00	\$162.00
1917	610-1220	TRAILER FLATBED GOOSENECK 25-26000 LB	\$1,260.00	\$648.00	\$162.00
1918	610-1240	TRAILER FLATBED 40-49000 LB GVWR	\$1,215.00	\$572.00	\$180.00
1919	610-1245	TRAILER FLATBED 3-AXLE W/RAMPS 50000GVWR	\$972.00	\$527.00	\$214.00
1920	610-1280	TRAILER FLATBED HYD TAIL 80000 LB	\$2,835.00	\$1,260.00	\$333.00
1921	610-1281	TRAILER FLATBED 80000 LB AIR RIDE	\$810.00	\$405.00	\$405.00
1922	610-1290	TRAILER FLATBED HYD TAIL 90000 LB	\$3,510.00	\$1,440.00	\$380.00
1923	610-1300	TRAILER FLATBED GOOSENECK 100000 LB	\$4,131.00	\$1,836.00	\$485.00
1924	610-1310	TRAILER FLATBED LIVE BOTTOM 24000 LB	\$5,022.00	\$2,232.00	\$558.00
1925	610-1350	TRAILER STUMP GRINDER	\$324.00	\$153.00	\$41.00
1926	610-1370	TRAILER TRENCHER	\$324.00	\$153.00	\$41.00
1927	610-1390	TRAILER TILLER	\$324.00	\$153.00	\$41.00
1928	610-1401	TRAILER CART OFF ROAD 1000LB	\$540.00	\$230.00	\$61.00
1929	610-1430	TRAILER PIPE DOLLY	\$729.00	\$324.00	\$81.00
1930	610-1450	TRAILER TOW DOLLY 3500 LB	\$421.00	\$199.00	\$53.00
1931	610-1500	TRAILER CABLE REEL SINGLE 8-9995 LB	\$656.00	\$292.00	\$77.00
1932	610-1515	TRAILER UNDERGROUND CABLE PULLER 7500LB	\$6,835.00	\$2,592.00	\$1,026.00
1933	610-1600	TRAILER MIXING 27 CF 7000 LB	\$851.00	\$403.00	\$113.00
1934	610-1620	TRAILER MIXING 50 CF 10000 LB	\$912.00	\$432.00	\$122.00
1935	610-1720	TRAILER GROUND LOAD 5000 LB	\$324.00	\$153.00	\$41.00
1936	610-1730	TRAILER GROUND LOAD 8000 LB	\$454.00	\$214.00	\$57.00
1937	610-1740	TRAILER GROUND LOAD 10000 LB BATT	\$571.00	\$214.00	\$57.00
1938	610-1745	TRAILER GROUND LOAD 10000 LB GAS	\$571.00	\$269.00	\$71.00
1939	610-1750	TRAILER GROUND LOAD 13000-14000 LB	\$842.00	\$398.00	\$105.00
1940	610-1760	TRAILER TILT 2-3000 LB	\$280.00	\$116.00	\$32.00
1941	610-1766	TRAILER TILT 6-7000 LB	\$419.00	\$174.00	\$48.00
1942	610-1770	TRAILER TILT 10000 LB	\$428.00	\$203.00	\$73.00
1943	610-1775	TRAILER TILT 12-13000 LB	\$522.00	\$278.00	\$98.00
1944	610-1779	TRAILER TILT 14000LB FIXED TOP DECK	\$750.00	\$365.00	\$122.00
1945	610-1780	TRAILER TILT 14-15000 LB	\$540.00	\$287.00	\$102.00
1946	610-1781	TRAILER TILT 15000 LB 4FT FIXED TOP DECK	\$691.00	\$367.00	\$130.00
1947	610-1785	TRAILER TILT 16-17000 LB	\$716.00	\$381.00	\$134.00
1948	610-1800	TRAILER TILT 25-26000 LB	\$1,116.00	\$593.00	\$209.00
1949	610-2200	TRAILER DUMP SINGLE AXLE	\$565.00	\$302.00	\$105.00
1950	610-2230	TRAILER DUMP TANDEM AXLE	\$612.00	\$321.00	\$113.00
1951	610-2260	TRAILER DUMP TANDEM AXLE OFFROAD	\$756.00	\$401.00	\$142.00
1952	610-2290	TRAILER DUMP TRIPLE AXLE	\$3,126.00	\$1,563.00	\$521.00
1953	610-2420	TRAILER WATER 500 GALLON	\$851.00	\$432.00	\$122.00
1954	610-2430	TRAILER WATER 800 GALLON	\$1,103.00	\$576.00	\$162.00
1955	610-2455	TRAILER VACUUM EXC SYSTEM 500 GAL GAS	\$4,950.00	\$1,620.00	\$518.00
1956	610-2460	TRAILER VACUUM EXC SYSTEM 500 GAL DSL	\$5,670.00	\$1,710.00	\$540.00
1957	610-2470	TRAILER VACUUM EXC SYSTEM 800 GAL DSL	\$6,075.00	\$2,025.00	\$727.00
1958	610-2520	TRAILER ENCLOSED 6X12 3000 LB	\$720.00	\$360.00	\$90.00
1959	610-2530	TRAILER ENCLOSED 6X12 7000 LB	\$788.00	\$395.00	\$99.00
1960	610-2550	TRAILER ENCLOSED 8X20 7000 LB	\$992.00	\$466.00	\$117.00
1961	610-2570	TRAILER REMEDIATION ENCLOSED 8X20 9995LB	\$860.00	\$304.00	\$122.00

## HERC RENTALS - CONTRACT 2019000318-5

## EXHIBIT A.2 - 2022 PLATINUM PRICING

	Cat Class	Description	Month	Week	Day
1962	610-2580	TRAILER TOOL ENCLOSED 8X44 25000 LBS	\$4,860.00	\$1,620.00	\$648.00
1963	610-2585	TRAILER TOOL CRIB ENCLOSED 45-53 FT	\$2,552.00	\$851.00	\$284.00
1964	610-2590	TRAILER ENCLOSED 8X53	\$689.00	\$292.00	\$97.00
1965	610-2592	TRAILER CAT EVENT RESPONSE ENCLOSED 53FT	\$3,645.00	\$1,260.00	\$419.00
1966	610-2600	TRAILER OPEN TOP BOX 5X8 3000 LB	\$324.00	\$153.00	\$41.00
1967	610-2610	TRAILER OPEN TOP BOX 5X10 3000 LB	\$356.00	\$168.00	\$45.00
1968	610-2615	TRAILER OPEN TOP BOX 5X12 3000 LB	\$389.00	\$184.00	\$49.00
1969	610-2620	TRAILER OPEN TOP BOX 6X10 3000 LB	\$421.00	\$199.00	\$53.00
1970	610-2640	TRAILER OPEN TOP BOX 5X12 10000 LB	\$517.00	\$243.00	\$61.00
1971	610-2770	CONTAINER 7FT X 8FT DOUBLE DOOR	\$434.00	\$211.00	\$77.00
1972	610-2780	CONTAINER 8FT X 8FT REFRIGERATED STORAGE	\$540.00	\$171.00	\$86.00
1973	610-2790	CONTAINER 10 FT STORAGE	\$115.00	\$41.00	\$10.00
1974	610-2800	CONTAINER 16 FT STORAGE	\$115.00	\$41.00	\$10.00
1975	610-2801	CONTAINER 16 FT KARGO KING	\$257.00	\$108.00	\$27.00
1976	610-2810	CONTAINER 20 FT STORAGE	\$115.00	\$41.00	\$10.00
1977	610-2815	CONTAINER 20 FT STORAGE DOUBLE DOOR	\$129.00	\$51.00	\$13.00
1978	610-2820	CONTAINER 24 FT STORAGE	\$257.00	\$103.00	\$26.00
1979	610-2840	CONTAINER 40 FT STORAGE	\$171.00	\$68.00	\$17.00
1980	610-2845	CONTAINER 40 FT STORAGE DOUBLE DOOR	\$214.00	\$86.00	\$22.00
1981	610-2900	CONTAINER 20 FT OFFICE	\$385.00	\$99.00	\$22.00
1982	610-2910	CONTAINER 40 FT OFFICE	\$770.00	\$198.00	\$43.00
1983	610-3000	TRAILER SHADE 10 FT	\$385.00	\$129.00	\$43.00
1984	610-3010	TRAILER SAFETY COOLDOWN 8X24 9990 LB	\$3,402.00	\$1,701.00	\$527.00
1985	610-3020	TRAILER MOUNTED SAFETY SHOWER PNEUMATIC	\$3,645.00	\$1,701.00	\$527.00
1986	630-1010	CART PERSONNEL 2 PASSENGER 3-WH ELEC	\$437.00	\$226.00	\$85.00
1987	630-1020	TOW TRACTOR 1 PASSENGER 3-WH 8K PULL ELE	\$918.00	\$459.00	\$153.00
1988	630-1040	CART BURDEN 2 PASSENGER 4-WH GAS	\$513.00	\$252.00	\$95.00
1989	630-1060	CART BURDEN 2 PASSENGER 4-WH ELEC	\$513.00	\$252.00	\$95.00
1990	630-1065	CART BURDEN 2 PASSENGER 4-WH ELEC CAB	\$707.00	\$315.00	\$108.00
1991	630-1080	CART BURDEN 4 PASSENGER 4-WH ELEC	\$513.00	\$252.00	\$95.00
1992	630-1100	CART GOLF 2 PASSENGER ELEC	\$531.00	\$270.00	\$113.00
1993	630-1110	CART GOLF 2 PASSENGER GAS	\$531.00	\$270.00	\$113.00
1994	630-1120	CART GOLF 4 PASSENGER GAS	\$531.00	\$270.00	\$113.00
1995	630-1130	CART TOUR 4 PASSENGER ELEC	\$694.00	\$284.00	\$117.00
1996	630-1150	CART TOUR 6 PASSENGER ELEC	\$770.00	\$315.00	\$131.00
1997	630-1160	CART TOUR 6 PASSENGER GAS	\$770.00	\$315.00	\$131.00
1998	630-1170	CART TOUR 8 PASSENGER GAS	\$1,035.00	\$401.00	\$162.00
1999	630-1180	CART TOUR 8 PASSENGER W/CHAIR ACCESS GAS	\$1,035.00	\$401.00	\$162.00
2000	630-1200	CART UTV 2 PASSENGER ELEC	\$765.00	\$324.00	\$140.00
2001	630-1210	CART UTV 2 PASSENGER GAS	\$765.00	\$324.00	\$140.00
2002	630-1220	CART UTV 2 PASSENGER GAS WITH CAB	\$855.00	\$351.00	\$153.00
2003	630-1225	CART UTV 2 PASSENGER GAS OFF ROAD	\$1,125.00	\$410.00	\$131.00
2004	630-1230	CART UTV 2 PASSENGER DSL	\$765.00	\$324.00	\$140.00
2005	630-1240	CART UTV 2 PASSENGER DSL WITH CAB	\$855.00	\$351.00	\$153.00
2006	630-1245	CART UTV 2 PASSENGER DSL FLATBED	\$765.00	\$324.00	\$140.00
2007	630-1260	CART UTV 4 PASSENGER GAS	\$765.00	\$324.00	\$140.00
2008	630-1265	CART UTV 4 PASSENGER GAS WITH CAB	\$855.00	\$351.00	\$153.00
2009	630-1280	CART UTV 4 PASSENGER DSL	\$765.00	\$324.00	\$140.00
2010	630-1290	CART UTV 4 PASSENGER DSL WITH CAB	\$855.00	\$351.00	\$153.00
2011	630-1300	CART UTV 4 PASSENGER GAS FLATBED	\$765.00	\$324.00	\$140.00
2012	630-1310	CART UTV 4 PASSENGER DSL FLATBED	\$765.00	\$324.00	\$140.00
2013	630-1330	CART UTV W/FRONT TOOL CARRIER DSL CAB	\$3,060.00	\$1,395.00	\$473.00
2014	630-1410	CART LT DUTY 2 PASSENG 2WD GAS ENTERTAIN	\$684.00	\$324.00	\$140.00

## HERC RENTALS - CONTRACT 2019000318-5

## EXHIBIT A.2 - 2022 PLATINUM PRICING

	Cat Class	Description	Month	Week	Day
2015	630-1415	CART UTV 2 PASSENGER 4WD GAS ENTERTAIN	\$765.00	\$324.00	\$140.00
2016	630-1420	CART UTV 4 PASSENGER 4WD GAS ENTERTAIN	\$765.00	\$324.00	\$140.00
2017	630-1425	CART UTV 2 PASSENGER 2WD GAS ENTERTAIN	\$765.00	\$324.00	\$140.00
2018	630-2010	CART UTV SNOW PLOW 5 FT	\$306.00	\$99.00	\$50.00
2019	630-2015	CART UTV 40 GALLON SPRAYER SKID MTD ELEC	\$446.00	\$185.00	\$81.00
2020	630-2020	80 GALLON SPRAYER ELEC	\$324.00	\$140.00	\$50.00
2021	630-3010	BOAT ALUMINUM FLAT BOTTOM NO ENGINE 12FT	\$972.00	\$324.00	\$112.00
2022	630-3020	MARINE OUTBOARD ENGINE 15HP GAS	\$437.00	\$146.00	\$51.00
2023	639-1200	TOW TRACTOR WAREHOUSE STAND-UP ELECTRIC	\$684.00	\$270.00	\$108.00
2024	640-2100	BELT LOADER DRIVABLE AIRCRAFT DSL	\$2,907.00	\$1,163.00	\$513.00
2025	640-2200	BAGGAGE TRACTOR AIRCRAFT GAS 5500 LB	\$2,223.00	\$855.00	\$320.00
2026	640-2205	BAGGAGE TRACTOR AIRCRAFT CAB GAS 5500LB	\$2,223.00	\$855.00	\$320.00
2027	640-2220	BAGGAGE TRACTOR AIRCRAFT DSL 5500 LB	\$2,309.00	\$941.00	\$347.00
2028	640-2230	BAGGAGE TRACTOR AIRCRAFT GAS 6000 LB	\$2,483.00	\$968.00	\$368.00
2029	640-4950	TRACTOR AIRCRAFT TOWBAR 30000 GVW	\$5,985.00	\$2,394.00	\$1,026.00
2030	640-4960	TRACTOR AIRCRAFT TOWBAR 40000 GVW	\$8,550.00	\$3,420.00	\$1,625.00
2031	640-4980	TRACTOR AIRCRAFT TOWBAR 60000 GVW	\$12,825.00	\$5,130.00	\$2,138.00
2032	640-5000	TRACTOR AIRCRAFT TOWBAR 110000 GVW	\$17,010.00	\$6,480.00	\$2,565.00
2033	658-1000	TRUCK ACCESSORIES	\$918.00	\$486.00	\$486.00
2034	658-1500	AIR CONDITIONER CHARGING/RECYCLING	\$608.00	\$284.00	\$98.00
2035	659-5000	TRUCK PICKUP COMPACT	\$1,031.00	\$406.00	\$87.00
2036	659-5010	TRUCK PICKUP 1/2 T STD 4WD GAS	\$1,031.00	\$406.00	\$87.00
2037	659-5020	TRUCK PICKUP 1/2 T STD 2WD GAS	\$1,031.00	\$406.00	\$87.00
2038	659-5030	TRUCK PICKUP 1/2 T SUP 4WD GAS	\$1,031.00	\$406.00	\$87.00
2039	659-5040	TRUCK PICKUP 1/2 T SUP 2WD GAS	\$1,031.00	\$406.00	\$87.00
2040	659-5050	TRUCK PICKUP 1/2 T CREW 4WD GAS	\$1,121.00	\$465.00	\$111.00
2041	659-5060	TRUCK PICKUP 1/2 T CREW 2WD GAS	\$1,121.00	\$465.00	\$111.00
2042	659-5070	TRUCK PICKUP 3/4 T STD 4WD GAS	\$1,193.00	\$487.00	\$143.00
2043	659-5080	TRUCK PICKUP 3/4 T STD 4WD DSL	\$1,193.00	\$487.00	\$143.00
2044	659-5090	TRUCK PICKUP 3/4 T STD 2WD GAS	\$1,193.00	\$487.00	\$143.00
2045	659-5100	TRUCK PICKUP 3/4 T STD 2WD GAS LIFT GATE	\$1,193.00	\$487.00	\$143.00
2046	659-5120	TRUCK PICKUP 3/4 T SUP 4WD GAS	\$1,193.00	\$487.00	\$143.00
2047	659-5130	TRUCK PICKUP 3/4 T SUP 4WD DSL	\$1,193.00	\$487.00	\$143.00
2048	659-5140	TRUCK PICKUP 3/4 T SUP 2WD GAS	\$1,193.00	\$487.00	\$143.00
2049	659-5150	TRUCK PICKUP 3/4 T SUP 2WD DSL	\$1,193.00	\$487.00	\$143.00
2050	659-5160	TRUCK PICKUP 3/4 T CREW 4WD GAS	\$1,305.00	\$590.00	\$140.00
2051	659-5170	TRUCK PICKUP 3/4 T CREW 4WD DSL	\$1,305.00	\$590.00	\$140.00
2052	659-5180	TRUCK PICKUP 3/4 T CREW 2WD GAS	\$1,305.00	\$590.00	\$140.00
2053	659-5200	TRUCK PICKUP 1 T STD 4WD GAS	\$1,373.00	\$638.00	\$152.00
2054	659-5220	TRUCK PICKUP 1 T SUP 4WD GAS	\$1,373.00	\$638.00	\$152.00
2055	659-5240	TRUCK PICKUP 1 T CREW 4WD GAS	\$1,463.00	\$701.00	\$179.00
2056	659-5250	TRUCK PICKUP 1 T CREW 4WD DSL	\$1,463.00	\$701.00	\$179.00
2057	659-5330	TRUCK SERVICE 3/4-1 T STD 4WD GAS	\$2,160.00	\$851.00	\$320.00
2058	659-5340	TRUCK SERVICE 3/4-1 T STD 4WD DSL	\$2,160.00	\$851.00	\$320.00
2059	659-5350	TRUCK SERVICE 3/4-1 T STD 2WD GAS	\$2,160.00	\$851.00	\$320.00
2060	659-5370	TRUCK SERVICE 1-1/2-2 T STD 4WD GAS	\$2,736.00	\$1,013.00	\$385.00
2061	659-5380	TRUCK SERVICE 1-1/2-2 T STD 4WD DSL	\$2,736.00	\$1,013.00	\$385.00
2062	659-5425	TRUCK SERVICE 3/4-1 T CREW 4WD GAS	\$2,214.00	\$855.00	\$320.00
2063	659-5440	TRUCK SERVICE 1-1/2-2 T CREW 4WD DSL	\$2,880.00	\$1,049.00	\$406.00
2064	659-5450	TRUCK SERVICE 1-1/2-2 T CREW 2WD DSL	\$2,880.00	\$1,049.00	\$406.00
2065	659-5455	VAN CARGO MINI GAS	\$1,440.00	\$450.00	\$90.00
2066	659-5460	VAN CARGO 1/2 T GAS	\$1,440.00	\$450.00	\$90.00
2067	659-5470	VAN CARGO 3/4 T GAS	\$1,440.00	\$450.00	\$90.00

## HERC RENTALS - CONTRACT 2019000318-5

## EXHIBIT A.2 - 2022 PLATINUM PRICING

	Cat Class	Description	Month	Week	Day
2068	659-5472	VAN CARGO 3/4 T GAS HIGH ROOF	\$1,440.00	\$450.00	\$90.00
2069	659-5475	VAN CARGO 3/4 T DSL	\$1,440.00	\$450.00	\$90.00
2070	659-5480	VAN CARGO 1 T GAS	\$1,440.00	\$450.00	\$90.00
2071	659-5485	VAN CARGO 1 T DSL	\$1,440.00	\$450.00	\$90.00
2072	659-5490	VAN PASSENGER 8 GAS 1/2 T	\$1,575.00	\$581.00	\$129.00
2073	659-5510	VAN PASSENGER 12 GAS 3/4-1 T W/ TOW PKG	\$1,575.00	\$581.00	\$129.00
2074	659-5540	VAN PASSENGER 15 GAS 3/4-1 T W/ TOW PKG	\$1,575.00	\$581.00	\$129.00
2075	659-5550	BUS SHUTTLE GAS CDL	\$1,755.00	\$936.00	\$257.00
2076	659-5560	BUS SCHOOL DSL	\$1,755.00	\$936.00	\$257.00
2077	659-5580	COMPACT SUV 5-6 PASSENGER GAS	\$1,076.00	\$365.00	\$90.00
2078	659-5585	SUV STANDARD 7-8 PASSENGER GAS	\$1,188.00	\$520.00	\$134.00
2079	659-5600	TRUCK STKBD 12 FT 3/4-1 T STD 4WD GAS	\$1,575.00	\$743.00	\$212.00
2080	659-5610	TRUCK STKBD 12 FT 3/4-1 T STD 4WD DSL	\$1,575.00	\$743.00	\$212.00
2081	659-5620	TRUCK STKBD 12 FT 3/4-1 T STD 2WD GAS	\$1,575.00	\$743.00	\$212.00
2082	659-5630	TRUCK STKBD 12 FT 1-1/2-2 T STD 4WD GAS	\$1,575.00	\$743.00	\$212.00
2083	659-5640	TRUCK STKBD 12 FT 1-1/2-2 T STD 4WD DSL	\$1,575.00	\$743.00	\$212.00
2084	659-5650	TRUCK STKBD 12 FT 1-1/2-2 T STD 2WD GAS	\$1,575.00	\$743.00	\$212.00
2085	659-5660	TRUCK STKBD 12 FT 1-1/2-2 T STD 2WD DSL	\$1,575.00	\$743.00	\$212.00
2086	659-5680	TRUCK STKBD 12 FT 3/4-1 T CREW 4WD GAS	\$1,710.00	\$761.00	\$252.00
2087	659-5690	TRUCK STKBD 12 FT 3/4-1 T CREW 4WD DSL	\$1,710.00	\$761.00	\$252.00
2088	659-5700	TRUCK STKBD 12 FT 3/4-1 T CREW 2WD GAS	\$1,710.00	\$761.00	\$252.00
2089	659-5710	TRUCK STKBD 12 FT 3/4-1 T CREW 2WD DSL	\$1,710.00	\$761.00	\$252.00
2090	659-5725	TRUCK STKBD 12 FT 1-1/2-2 T CREW 4WD GAS	\$1,791.00	\$905.00	\$292.00
2091	659-5730	TRUCK STKBD 12 FT 1-1/2-2 T CREW 4WD DSL	\$1,791.00	\$905.00	\$292.00
2092	659-5735	TRUCK STKBD 12 FT 1-1/2-2 T CREW 2WD GAS	\$1,791.00	\$905.00	\$292.00
2093	659-5740	TRUCK STKBD 12 FT 1-1/2-2 T CREW 2WD DSL	\$1,791.00	\$905.00	\$292.00
2094	659-5745	TRUCK STKBD 14 FT 1-1/2-2 T STD 2WD GAS	\$2,250.00	\$969.00	\$328.00
2095	659-5750	TRUCK STKBD 14 FT 1-1/2-2 T STD 2WD DSL	\$2,250.00	\$969.00	\$328.00
2096	659-5770	TRUCK STKBD 16 FT 1-1/2-2 T STD 2WD DSL	\$2,250.00	\$969.00	\$328.00
2097	659-5780	TRUCK STKBD 16 FT 2-1/2-3 T STD 2WD DSL	\$2,250.00	\$969.00	\$328.00
2098	659-5790	TRUCK STKBD 22 FT 2-1/2-3 T STD 2WD GAS	\$2,520.00	\$1,026.00	\$348.00
2099	659-5800	TRUCK STKBD 22 FT 2-1/2-3 T STD 2WD DSL	\$2,520.00	\$1,026.00	\$348.00
2100	659-5810	TRUCK RACK 18 FT 2-1/2-3 T CREW DSL	\$4,019.00	\$1,497.00	\$556.00
2101	659-5825	TRUCK FLATBED 9FT 1-1/2-2T CREW 4WD DSL	\$2,187.00	\$887.00	\$261.00
2102	659-5830		\$2,385.00	\$1,080.00	\$315.00
2103	659-5840	TRUCK STKBD HI-RAIL STD 2WD DSL	\$3,150.00	\$1,049.00	\$406.00
2104	659-5870	VAN KUV UTLTY GAS 1 TON	\$1,710.00	\$675.00	\$203.00
2105	659-5875	TRUCK UTLTY 3/4 T STD 2WD GAS	\$1,935.00	\$725.00	\$218.00
2106	659-5878	TRUCK UTLTY 3/4 T SUP 2WD GAS	\$1,935.00	\$725.00	\$218.00
2107	659-5880	TRUCK UTLTY 3/4 T CREW 2WD GAS	\$2,205.00	\$791.00	\$283.00
2108	659-5882	TRUCK UTLTY 3/4 T STD 4WD GAS	\$1,935.00	\$725.00	\$218.00
2109	659-5885	TRUCK UTLTY 3/4 T SUP 4WD GAS	\$1,935.00	\$725.00	\$218.00
2110	659-5888	TRUCK UTLTY 3/4 T CREW 4WD GAS	\$2,205.00	\$791.00	\$283.00
2111	659-5890	TRUCK UTLTY 3/4 T STD 4WD DSL	\$2,025.00	\$747.00	\$236.00
2112	659-5895	TRUCK UTLTY 3/4 T SUP 4WD DSL	\$2,025.00	\$747.00	\$236.00
2113	659-5900	TRUCK UTLTY 1 T STD 2WD GAS	\$1,935.00	\$725.00	\$218.00
2114	659-5905	TRUCK UTLTY 1 T SUP 2WD GAS	\$1,935.00	\$725.00	\$218.00
2115	659-5910	TRUCK UTLTY 1 T CREW 2WD GAS	\$2,205.00	\$791.00	\$283.00
2116	659-5915	TRUCK UTLTY 1 T STD 4WD GAS	\$2,025.00	\$747.00	\$236.00
2117	659-5920	TRUCK UTLTY 1 T SUP 4WD GAS	\$2,025.00	\$747.00	\$236.00
2118	659-5925	TRUCK UTLTY 1 T CREW 4WD GAS	\$2,205.00	\$791.00	\$311.00
2119	659-5928	TRUCK UTLTY 1 T STD 4WD DSL	\$2,025.00	\$747.00	\$236.00
2120	659-5930	TRUCK UTLTY 1 T SUP 4WD DSL	\$2,025.00	\$747.00	\$236.00

## HERC RENTALS - CONTRACT 2019000318-5

## EXHIBIT A.2 - 2022 PLATINUM PRICING

	Cat Class	Description	Month	Week	Day
2121	659-5932	TRUCK UTLTY 1 T CREW 4WD DSL	\$2,403.00	\$923.00	\$363.00
2122	659-5935	TRUCK UTLTY 1 T CREW 2WD W/CRANE GAS	\$4,019.00	\$1,497.00	\$556.00
2123	659-5940	TRUCK UTLTY 1-1/2-2 T STD-SUP 4WD DSL	\$2,385.00	\$854.00	\$344.00
2124	659-5945	TRUCK UTLTY 1-1/2-2 T STD-SUP 4WD GAS	\$2,205.00	\$791.00	\$283.00
2125	659-5950	TRUCK UTLTY 1-1/2-2 T CREW 4WD DSL	\$2,475.00	\$887.00	\$305.00
2126	659-5960	TRUCK UTLTY 1-1/2-2 T CREW 2WD DSL	\$2,385.00	\$854.00	\$344.00
2127	659-5965	TRUCK CONTRACTOR 1-1/4-2 T STD 4WD GAS	\$2,385.00	\$859.00	\$320.00
2128	659-5969	TRUCK CONTRACTOR 1-1/4-2 T STD 2WD GAS	\$2,525.00	\$941.00	\$342.00
2129	659-5970	TRUCK CONTRACTOR 1-1/4-2 T STD 2WD DSL	\$2,525.00	\$941.00	\$342.00
2130	659-5975	TRUCK CONTRACTOR 1-1/4-2 T CREW 4WD GAS	\$2,525.00	\$941.00	\$342.00
2131	659-5977	TRUCK CONTRACTOR 1-1/4-2 T CREW 4WD DSL	\$2,525.00	\$941.00	\$342.00
2132	659-6010	TRUCK FUEL 4000 GAL	\$5,261.00	\$1,796.00	\$599.00
2133	659-6015	TRUCK AVIATION FUEL 5000 GAL	\$11,880.00	\$5,941.00	\$2,394.00
2134	659-6017	TRUCK AVIATION FUEL 7000 GAL	\$12,960.00	\$6,480.00	\$2,736.00
2135	659-6030	TRUCK WATER 2000 GALLON GAS	\$2,475.00	\$1,285.00	\$428.00
2136	659-6040	TRUCK WATER 2000 GALLON DSL	\$2,475.00	\$1,285.00	\$428.00
2137	659-6050	TRUCK WATER 4000 GALLON DSL	\$3,960.00	\$1,791.00	\$533.00
2138	659-6052	TRUCK WATER 4000 GALLON DSL 6X6	\$8,550.00	\$3,240.00	\$1,350.00
2139	659-6055	TRUCK BOX 12 FT	\$1,350.00	\$473.00	\$171.00
2140	659-6057	TRUCK BOX 14 FT	\$2,025.00	\$720.00	\$198.00
2141	659-6060	TRUCK BOX 15 FT	\$2,025.00	\$720.00	\$198.00
2142	659-6070	TRUCK BOX 15 FT W/ LIFT GATE	\$2,025.00	\$720.00	\$198.00
2143	659-6075	TRUCK BOX 16 FT	\$2,025.00	\$720.00	\$198.00
2144	659-6090	TRUCK BOX 24 FT W/ LIFT GATE	\$4,500.00	\$1,458.00	\$428.00
2145	659-6100	TRUCK FLAT DUMP 16FT 1-1/2T STD 2WD DSL	\$1,890.00	\$774.00	\$276.00
2146	659-6110	TRUCK DUMP 3-4 YD GAS	\$1,755.00	\$775.00	\$287.00
2147	659-6120	TRUCK DUMP 3-4 YD DSL	\$1,755.00	\$775.00	\$287.00
2148	659-6130	TRUCK DUMP 3-4 YD CREW 4WD DSL	\$1,800.00	\$827.00	\$311.00
2149	659-6135	TRUCK DUMP 3-4 YD CREW 4WD GAS	\$1,800.00	\$827.00	\$311.00
2150	659-6140	TRUCK DUMP 3-4 YD CREW 2WD DSL	\$1,800.00	\$827.00	\$311.00
2151	659-6150	TRUCK DUMP 5-6 YD GAS	\$2,205.00	\$892.00	\$325.00
2152	659-6160	TRUCK DUMP 5-6 YD GAS NON CDL	\$2,205.00	\$892.00	\$325.00
2153	659-6170	TRUCK DUMP 5-6 YD DSL	\$2,205.00	\$892.00	\$325.00
2154	659-6180	TRUCK DUMP 5-6 YD DSL NON CDL	\$2,205.00	\$892.00	\$325.00
2155	659-6190	TRUCK DUMP 5-6 YD CREW DSL	\$2,340.00	\$995.00	\$364.00
2156	659-6195	TRUCK DUMP 5-6 YD CREW DSL NON-CDL	\$2,340.00	\$995.00	\$364.00
2157	659-6200	TRUCK DUMP 12-14 YD MANUAL DSL	\$4,613.00	\$1,935.00	\$608.00
2158	659-6210	TRUCK DUMP 12-14 YD AUTO DSL	\$4,613.00	\$1,935.00	\$608.00
2159	659-6215	TRUCK DUMP 22-24 YD DSL	\$8,123.00	\$2,993.00	\$1,155.00
2160	659-6218	TRUCK 1 T DUMP LANDSCAPE STD GAS	\$1,710.00	\$635.00	\$293.00
2161	659-6220	TRUCK 1 T DUMP LANDSCAPE CREW GAS	\$1,710.00	\$635.00	\$293.00
2162	659-6224	TRUCK DUMP ARTICULATED 30 TON DSL	\$10,773.00	\$4,617.00	\$1,625.00
2163	659-6230	TRUCK GARBAGE 6 YD	\$6,150.00	\$1,980.00	\$512.00
2164	659-6240	TRUCK GARBAGE 20 YD	\$8,424.00	\$2,621.00	\$655.00
2165	659-6245	TRUCK STREET SWEEPER DSL	\$12,800.00	\$4,144.00	\$1,600.00
2166	659-6247	TRUCK RUNWAY/STREET SWEEPER DSL	\$12,800.00	\$4,144.00	\$1,600.00
2167	659-6250	TRUCK CRASH ATTENUATOR 62-65 MPH GAS	\$3,690.00	\$1,678.00	\$657.00
2168	659-6260	TRUCK CRASH ATTENUATOR 62-65 MPH DSL	\$3,690.00	\$1,678.00	\$657.00
2169	659-6267	TRUCK DELIVERY PCT 3/4 TON GAS NON-CDL	\$1,985.00	\$701.00	\$205.00
2170	659-6270	TRUCK DELIVERY ROLLOFF SINGLE DSL NONCDL	\$4,050.00	\$1,350.00	\$450.00
2171	659-6272	TRUCK DELIVERY ROLLOFF SINGLE DSL NOCDL	\$4,050.00	\$1,350.00	\$450.00
2172	659-6274	TRUCK DELIVERY ROLLOFFS SINGLE DSL CDL	\$4,050.00	\$1,350.00	\$450.00
2173	659-6300	TRUCK BUCKET 31 FT GAS	\$4,050.00	\$1,404.00	\$482.00



**HERC RENTALS - CONTRACT 2019000318-5**  
**EXHIBIT A.2 - 2022 PLATINUM PRICING**

	<b>Cat Class</b>	<b>Description</b>	<b>Month</b>	<b>Week</b>	<b>Day</b>
2174	659-6310	TRUCK BUCKET 31 FT DSL	\$4,050.00	\$1,404.00	\$482.00
2175	659-6315	TRUCK BUCKET 38 FT GAS	\$4,050.00	\$1,404.00	\$482.00
2176	659-6320	TRUCK BUCKET 38 FT DSL	\$4,050.00	\$1,404.00	\$482.00
2177	659-6336	TRUCK BUCKET 60 FT TREE TRIMMER DSL	\$4,680.00	\$1,872.00	\$728.00
2178	659-6342	TRUCK BUCKET 70 FT TREE TRIMMER DSL	\$5,990.00	\$2,434.00	\$819.00
2179	659-6350	TRUCK BUCKET 85 FT DSL	\$9,356.00	\$3,740.00	\$1,310.00
2180	659-6380	TRUCK CRANE 18 T SINGLE DSL	\$4,354.00	\$1,670.00	\$609.00
2181	659-6410	TRUCK CRANE 20 T TANDEM DSL	\$6,289.00	\$2,699.00	\$992.00
2182	659-6430	TRUCK CRANE 23 T TANDEM DSL	\$6,386.00	\$2,786.00	\$1,055.00
2183	659-6435	TRUCK AUGER 47FT CDL	\$2,800.00	\$1,236.00	\$412.00
2184	659-6440	TRUCK TERMINAL TRACTOR SINGLE AX 2X4 DSL	\$4,446.00	\$1,557.00	\$534.00
2185	659-6455	TRUCK TRACTOR TANDEM 4WD DSL	\$6,449.00	\$1,803.00	\$721.00
2186	659-6460	TRUCK TRACTOR TRI 4WD DSL	\$6,300.00	\$2,187.00	\$813.00
2187	659-6470	TRUCK ASPHALT DISTRIBUTOR 2000 GAL	\$4,753.00	\$1,667.00	\$675.00
2188	659-6480	TRUCK FORESTRY MOBILE CRANE	\$4,753.00	\$1,667.00	\$675.00
2189	659-8000	TRUCK SPREADER HOPPER 8 FT	\$826.00	\$275.00	\$90.00
2190	659-8020	TRUCK SPREADER HOPPER 9 FT	\$826.00	\$275.00	\$90.00
2191	659-8030	TRUCK SPREADER TAILGATE	\$310.00	\$110.00	\$39.00
2192	659-8035	TRUCK SPREADER TAILGATE DUMP	\$194.00	\$63.00	\$23.00
2193	659-8100	TRUCK SNOW PLOW 7-8 FT	\$765.00	\$239.00	\$81.00
2194	659-8110	TRUCK SNOW PLOW 8.5-9 FT	\$765.00	\$239.00	\$81.00
2195	659-8130	TRUCK SNOW PLOW 10 FT	\$896.00	\$304.00	\$107.00
2196	660-1000	BOARD ARROW FOLDING TRAILER 15-LIGHT	\$540.00	\$297.00	\$97.00
2197	660-1010	BOARD ARROW VERTICAL TRAILER 15-LIGHT	\$540.00	\$297.00	\$97.00
2198	660-1020	BOARD ARROW FOLDING TRAILER 25-LIGHT	\$608.00	\$333.00	\$105.00
2199	660-1025	BOARD ARROW TRUCK MOUNTED 25-LIGHT	\$559.00	\$280.00	\$86.00
2200	660-1030	BOARD MESSAGE VERTICAL MID-SIZE 3-LINE	\$716.00	\$419.00	\$149.00
2201	660-1040	BOARD MESSAGE VERTICAL FULL-SIZE 3-LINE	\$716.00	\$419.00	\$149.00
2202	660-1045	BOARD MESSAGE FULL-SIZE 3-LINE W/MODEM	\$1,035.00	\$669.00	\$170.00
2203	660-1050	BOARD MESSAGE FOLDING MID-SIZE MATRIX	\$716.00	\$419.00	\$149.00
2204	660-1060	BOARD MESSAGE VERTICAL MID-SIZE MATRIX	\$716.00	\$419.00	\$149.00
2205	660-1070	BOARD MESSAGE VERTICAL FULL-SIZE MATRIX	\$936.00	\$669.00	\$189.00
2206	660-1100	RADAR SPEED MONITORING TRAILER	\$338.00	\$108.00	\$41.00
2207	660-1110	CRASH ATTENUATOR TRAILER MOUNTED	\$1,778.00	\$810.00	\$315.00
2208	660-2010	VEHICLE BARRIER	\$1,418.00	\$540.00	\$122.00
2209	660-2015	VEHICLE BARRIER POSITIONING CART	\$507.00	\$180.00	\$41.00
2210	700-1180	FAN FLOOR HIGH CFM 24IN ELEC	\$306.00	\$149.00	\$63.00
2211	700-1220	BLOWER HAZ LOC 8IN VANO 115V	\$331.00	\$126.00	\$49.00
2212	700-1230	BLOWER HAZ LOC 12IN VANO 115V	\$493.00	\$180.00	\$69.00
2213	700-1240	FAN FLOOR 16-24IN HAZ LOC ELEC	\$396.00	\$149.00	\$81.00
2214	700-1280	FAN MISTING OSCIL PORTABLE 100 GAL ELEC	\$536.00	\$216.00	\$81.00
2215	700-1290	FAN MISTING OSCIL PORTABLE 19-40GAL ELEC	\$396.00	\$167.00	\$61.00
2216	700-1310	INSULATION BLOWER ELECTRIC	\$900.00	\$324.00	\$142.00
2217	700-1320	VACUUM INSULATION REMOVAL GAS	\$1,912.00	\$873.00	\$239.00
2218	700-1380	BLOWER MANHOLE 8IN GAS	\$365.00	\$162.00	\$43.00
2219	700-1420	BLOWER MANHOLE 8IN ELEC	\$292.00	\$135.00	\$37.00
2220	700-1630	COOLER EVAPORATIVE PORT 30GAL 115V ELEC	\$216.00	\$72.00	\$27.00
2221	700-1635	COOLER EVAPORATIVE PORT 24IN 115V ELEC	\$432.00	\$149.00	\$61.00
2222	700-1640	COOLER EVAPORATIVE PORT 36IN 115V ELEC	\$432.00	\$149.00	\$61.00
2223	700-1642	COOLER EVAPORATIVE PORT 36IN HAZ LOC	\$900.00	\$302.00	\$118.00
2224	700-1645	COOLER EVAPORATIVE PORT 48IN 115V ELEC	\$450.00	\$155.00	\$65.00
2225	700-1720	OZONE GENERATOR	\$292.00	\$135.00	\$37.00
2226	700-1723	HYDROXYL GENERATOR SMALL AREA	\$324.00	\$122.00	\$43.00

**HERC RENTALS - CONTRACT 2019000318-5**  
**EXHIBIT A.2 - 2022 PLATINUM PRICING**

	<b>Cat Class</b>	<b>Description</b>	<b>Month</b>	<b>Week</b>	<b>Day</b>
2227	700-1725	HYDROXYL GENERATOR LARGE AREA	\$648.00	\$369.00	\$122.00
2228	700-1740	UV-C LED LIGHT INDOOR USE ONLY 115V	\$243.00	\$243.00	\$86.00
2229	700-1742	ROLLING STAND FOR UV-C LED LIGHT	\$54.00	\$25.00	\$8.00
2230	700-1800	AIR CURTAIN	\$3,240.00	\$1,184.00	\$543.00
2231	700-2010	DUST SUPPRESSION MISTER 50FT THROW ELEC	\$2,138.00	\$1,053.00	\$405.00
2232	700-2020	DUST SUPPRESSION MISTER 130FT THROW ELEC	\$2,138.00	\$1,053.00	\$405.00
2233	700-2050	DUST SUPPRESSION MISTER 230FT THROW ELEC	\$2,822.00	\$1,134.00	\$369.00
2234	700-2100	CONTAINMENT CART W HEPA SCRUBBER	\$1,440.00	\$675.00	\$266.00
2235	710-1220	AIRMOVER 3 DIAMETER AIR	\$97.00	\$43.00	\$13.00
2236	710-1240	AIRMOVER 6 DIAMETER AIR	\$72.00	\$25.00	\$10.00
2237	710-1260	AIRMOVER 8 DIAMETER AIR	\$79.00	\$29.00	\$12.00
2238	710-1280	AIRMOVER 10 DIAMETER AIR	\$112.00	\$40.00	\$16.00
2239	710-1300	AIRMOVER 12 DIAMETER AIR	\$144.00	\$50.00	\$21.00
2240	710-1320	AIRMOVER 24 DIAMETER JET FAN AIR	\$455.00	\$148.00	\$77.00
2241	710-1340	AIRMOVER 20 DIAMETER RF TYPE AIR	\$360.00	\$122.00	\$59.00
2242	710-1360	AIRMOVER 20 DIAMETER CF TYPE AIR	\$360.00	\$122.00	\$59.00
2243	715-0005	1.5KW STANDUP INFRARED ELECT HEATER 120V	\$185.00	\$80.00	\$24.00
2244	715-0010	1.6KW ELECT HEATER 110V	\$122.00	\$61.00	\$16.00
2245	715-0020	5-20KW VAR ELECT HEATER 1 - 4 PLUG 110V	\$237.00	\$122.00	\$41.00
2246	715-0025	6KW ELECT HEATER 240V 1PH	\$237.00	\$122.00	\$41.00
2247	715-0030	6-10KW VAR ELECT HEATER 240V 1PH	\$257.00	\$126.00	\$45.00
2248	715-0040	15KW ELECT HEATER 240V 3PH SALAMANDER	\$328.00	\$141.00	\$53.00
2249	715-0042	15KW ELECT HEATER 240V 1PH SALAMANDER	\$328.00	\$141.00	\$53.00
2250	715-0045	15KW ELECT HEATER 480V 3PH SALAMANDER	\$328.00	\$141.00	\$53.00
2251	715-0046	18KW ELECT HEATER 208V 1PH/240V 3PH	\$469.00	\$207.00	\$81.00
2252	715-0050	13-20KW VAR ELECT HEATER 240V 3PH	\$395.00	\$184.00	\$65.00
2253	715-0055	10-20KW VAR ELECT HEATER 208V/240V 3 PH	\$395.00	\$184.00	\$65.00
2254	715-0060	30KW ELECT HEATER 480V 3PH	\$557.00	\$230.00	\$97.00
2255	715-0065	40KW ELECT HEATER 480V 3PH	\$891.00	\$345.00	\$117.00
2256	715-0070	60KW ELECT HEATER 480V 3PH	\$1,013.00	\$421.00	\$122.00
2257	715-0100	200K BTU HYDRONIC HEAT EXCHANGER ELEC	\$455.00	\$158.00	\$54.00
2258	715-0105	80K BTU HYDRONIC HEAT EXCHANGER ELEC	\$405.00	\$162.00	\$56.00
2259	715-0120	1.35M BTU STAINLESS STEEL HEAT EXCHANGER	\$868.00	\$329.00	\$118.00
2260	715-0140	3.8M BTU STAINLESS STEEL HEAT EXCHANGER	\$2,278.00	\$860.00	\$304.00
2261	715-0205	80K BTU HEATER 1400 CFM WALL MOUNTED	\$225.00	\$104.00	\$41.00
2262	715-0220	60KW ELECT INLINE HEATER 220V/460V 3PH	\$1,249.00	\$517.00	\$203.00
2263	715-0235	150KW IND ELECT HEATER 480V 3PH 1/2IN SP	\$2,667.00	\$1,110.00	\$495.00
2264	715-0237	150KW ELECT HEATER 480V 3PH 5IN SP NAROW	\$2,667.00	\$1,110.00	\$495.00
2265	715-0240	150KW IND ELECT HEATER 480V 3PH 5IN SP	\$4,000.00	\$1,664.00	\$790.00
2266	715-0405	50K BTU DIRECT FORCED AIR HEATER LPG/NG	\$122.00	\$69.00	\$24.00
2267	715-0408	50K-60K BTU RADIANT HEATER DSL/KERO	\$237.00	\$115.00	\$41.00
2268	715-0410	80K BTU DIRECT FORCED AIR HEATER DSL/KER	\$237.00	\$115.00	\$41.00
2269	715-0415	80K BTU DIRECT FORCED AIR HEATER LPG	\$237.00	\$115.00	\$41.00
2270	715-0419	115K BTU DIRECT FORCED HEATER TENT LP/NG	\$405.00	\$154.00	\$51.00
2271	715-0420	150K BTU DIRECT FORCED AIR HEAT DSL/KERO	\$270.00	\$138.00	\$49.00
2272	715-0430	150K BTU DIRECT FORCED AIR HEATER LP	\$270.00	\$138.00	\$49.00
2273	715-0435	110-150K BTU RADIANT HEATER DSL/KERO	\$422.00	\$218.00	\$77.00
2274	715-0440	170K BTU DIRECT FORCED AIR HEATER LP	\$304.00	\$172.00	\$61.00
2275	715-0445	170K BTU DIRECT FORCED AIR HEAT DSL/KERO	\$304.00	\$172.00	\$61.00
2276	715-0450	200K BTU DIRECT FORCED AIR HEAT DSL/KERO	\$338.00	\$192.00	\$69.00
2277	715-0452	250K BTU DIRECT FORCED HEATER TENT LP/NG	\$486.00	\$223.00	\$90.00
2278	715-0460	400K BTU DIRECT FORCED AIR HEATER LPG	\$473.00	\$218.00	\$89.00
2279	715-0462	400K BTU DIRECT FORCED AIR HEATER LPG/NG	\$507.00	\$287.00	\$102.00

**HERC RENTALS - CONTRACT 2019000318-5**  
**EXHIBIT A.2 - 2022 PLATINUM PRICING**

	<b>Cat Class</b>	<b>Description</b>	<b>Month</b>	<b>Week</b>	<b>Day</b>
2280	715-0470	400K BTU DIRECT FORCED AIR HEAT DSL/KERO	\$507.00	\$287.00	\$102.00
2281	715-0480	650K BTU DIRECT FORCED AIR HEAT DSL/KERO	\$608.00	\$268.00	\$118.00
2282	715-0485	650K BTU DIRECT FORCED AIR HEAT LP/NG	\$729.00	\$284.00	\$124.00
2283	715-0550	1.5M BTU DIRECT FORCED AIR HEATER LPG/NG	\$1,182.00	\$498.00	\$203.00
2284	715-0600	70K BTU INDIR FORCED AIR HEAT DSL/KERO	\$144.00	\$54.00	\$18.00
2285	715-0605	120K BTU INDIR FORCED AIR HEAT DSL/KERO	\$153.00	\$63.00	\$22.00
2286	715-0610	200K BTU INDIR FORCED AIR HEAT DSL/KERO	\$574.00	\$287.00	\$102.00
2287	715-0615	200K BTU INDIR FORCED AIR HEATER NG	\$574.00	\$287.00	\$102.00
2288	715-0620	400K BTU INDIR FORCED AIR HEAT DSL/KERO	\$912.00	\$401.00	\$154.00
2289	715-0622	400K BTU INDIR FORCED AIR HEAT 118G DSL	\$1,094.00	\$426.00	\$163.00
2290	715-0625	400K BTU INDIR TRAILER MOUNTED HEATR DSL	\$3,807.00	\$1,377.00	\$513.00
2291	715-0630	400K BTU INDIR FORCED AIR HEATER LPG/NG	\$844.00	\$383.00	\$146.00
2292	715-0631	600K BTU INDIR FORCED AIR HEAT DSL/KERO	\$844.00	\$383.00	\$146.00
2293	715-0632	600K BTU INDIR FORCED AIR HEATER LPG/NG	\$1,782.00	\$689.00	\$324.00
2294	715-0635	700K BTU INDIR FORCED AIR HEATER LP/NG	\$1,782.00	\$689.00	\$324.00
2295	715-0640	750K BTU INDIR FORCED AIR HEATER LPG/NG	\$1,782.00	\$689.00	\$324.00
2296	715-0660	1M BTU INDIR FORCED AIR HEATER LP/NG	\$2,340.00	\$995.00	\$426.00
2297	715-0695	2M BTU INDIR FORCED AIR HEATER LP/NG	\$4,707.00	\$1,989.00	\$851.00
2298	715-0810	800K BTU SELF CONTAINED HEATER DSL	\$5,535.00	\$2,678.00	\$1,215.00
2299	715-0813	1.0M BTU SELF CONTAIN HEATER DSL 3.1" SP	\$6,750.00	\$2,700.00	\$1,215.00
2300	715-0815	1.0M BTU SELF CONTAIN HEATER DSL 7.5" SP	\$6,750.00	\$2,700.00	\$1,215.00
2301	715-0820	1.2M BTU SELF CONTAINED HEATER DSL	\$7,200.00	\$2,745.00	\$1,215.00
2302	715-1010	234K BTU HYDRONIC SURFACE HEATER DSL	\$5,400.00	\$2,678.00	\$1,215.00
2303	715-1020	385K BTU HYDRONIC SURFACE HEATER DSL	\$5,760.00	\$2,745.00	\$1,260.00
2304	715-1030	600K BTU HYDRONIC SURFACE HEATER DSL	\$6,683.00	\$3,060.00	\$1,337.00
2305	715-1045	860K BTU HYDRONIC AIR HEATER DSL	\$7,020.00	\$3,483.00	\$1,398.00
2306	715-1082	1.8 BTU HYDRONIC HEAT MODULE NG	\$2,430.00	\$810.00	\$300.00
2307	715-1085	PLATE HEAT EXCHANGER GLYCOL TO GLYCOL	\$1,377.00	\$567.00	\$239.00
2308	715-1087	PLATE HEAT EXCHANGER STEAM TO GLYCOL	\$2,601.00	\$1,071.00	\$428.00
2309	715-1210	500K BTU 3500 CFM FLAMELESS HEATER DSL	\$6,120.00	\$2,678.00	\$1,215.00
2310	715-1220	750K BTU 5500 CFM FLAMELESS HEATER DSL	\$6,750.00	\$2,907.00	\$1,377.00
2311	715-1230	1M BTU 6000 CFM FLAMELESS HEATER DSL	\$8,550.00	\$4,500.00	\$1,800.00
2312	715-1240	1M BTU 12IN SP FLAMELESS HEATER DSL T4F	\$9,900.00	\$4,698.00	\$2,138.00
2313	715-2025	300K BTU STEAM HEATER 24IN HAZ LOC	\$628.00	\$243.00	\$107.00
2314	718-1100	1 TON PORT AIR CONDITIONER 120V	\$602.00	\$210.00	\$91.00
2315	718-1101	1 TON PORT AIR CONDITIONER IT CUBE 115V	\$602.00	\$210.00	\$91.00
2316	718-1102	1 TON PORT AIR CONDITIONER W/HEAT 120 V	\$602.00	\$210.00	\$91.00
2317	718-1103	1 TON PORT AIR COND WATERCOOLED 120V	\$651.00	\$288.00	\$105.00
2318	718-1104	1.2 TON PORT AIR COND W HEAT 5-20P PLUG	\$651.00	\$288.00	\$105.00
2319	718-1105	1 TON PORT AIR COND HEPA UV 5-20P PLUG	\$651.00	\$288.00	\$105.00
2320	718-1110	1 TON PORT AIR COND HEPA UV WATER 120V	\$698.00	\$315.00	\$122.00
2321	718-1115	1.5 TON PORT AIR COND WATERCOOLED 120 V	\$651.00	\$288.00	\$105.00
2322	718-1130	3 TON PORT AIR CONDITIONER 1PH 208/230V	\$906.00	\$396.00	\$162.00
2323	718-1134	3 TON PORT AIR COND W/HEAT 3PH 208/230V	\$1,260.00	\$536.00	\$203.00
2324	718-1145	5 TON AIR COND INDOOR 1PH 208/230V	\$1,260.00	\$536.00	\$203.00
2325	718-1146	5 TON AIR COND INDOOR W/HEAT 1PH 208/230	\$1,260.00	\$536.00	\$203.00
2326	718-1147	5 TON AIR COND INDOOR W/HEAT 3PH 208/230	\$1,260.00	\$621.00	\$231.00
2327	718-1148	5 TON AIR COND INDOOR W/HEAT 3PH 460V	\$1,260.00	\$621.00	\$231.00
2328	718-1155	5 TON AIR CONDITIONER INDOOR 3PH 460V	\$1,260.00	\$536.00	\$203.00
2329	718-1156	5 TON PORT AIR COND WATCOOL 1PH 208/230V	\$1,260.00	\$536.00	\$203.00
2330	718-1157	5 TON PORT AIR COND WATCOOL 3PH 208/230V	\$1,260.00	\$536.00	\$203.00
2331	718-1158	5 TON PORT AIR COND WATERCOOLED 3PH 460V	\$1,282.00	\$536.00	\$203.00
2332	718-1160	5 TON PORT AIR COND W/HEAT 3PH 208/230V	\$1,260.00	\$536.00	\$203.00

## HERC RENTALS - CONTRACT 2019000318-5

## EXHIBIT A.2 - 2022 PLATINUM PRICING

	Cat Class	Description	Month	Week	Day
2333	718-1162	5 TON PORT AIR COND W/HEAT 1PH 208/230V	\$1,260.00	\$536.00	\$203.00
2334	718-1165	5 TON PORT AIR COND W/HEAT 3PH 460V	\$1,260.00	\$536.00	\$203.00
2335	718-1170	5 TON AIR CONDITION SKID 20KW HEAT	\$1,260.00	\$536.00	\$203.00
2336	718-1175	5 TON AIR CONDITION SKID 9KW HEAT NEMA7	\$2,525.00	\$864.00	\$356.00
2337	718-1210	10 TON AIR CONDITION SKID 36KW HEAT	\$2,160.00	\$765.00	\$320.00
2338	718-1300	12 TON AIR CONDITIONER NARW 3PH 208/230V	\$2,304.00	\$896.00	\$356.00
2339	718-1302	12 TON PORT AIR COND W/HEAT 3PH 208/230V	\$2,304.00	\$896.00	\$356.00
2340	718-1305	12 TON PORT AIR COND W/HEAT 3PH 230V	\$2,304.00	\$896.00	\$356.00
2341	718-1310	12 TON PORT AIR COND W/HEAT 3PH 460V	\$2,304.00	\$896.00	\$356.00
2342	718-1500	20 TON INDUSTRIAL AIR CONDITIONER	\$2,916.00	\$1,102.00	\$482.00
2343	718-1505	20 TON INDUSTRIAL AIR CONDITIONER NEMA7	\$3,582.00	\$1,316.00	\$576.00
2344	718-1520	20 TON VERT AIR CONDITION 72KW HEAT	\$2,160.00	\$880.00	\$356.00
2345	718-1610	25 TON AIR CONDITION SKID 72KW HEAT	\$2,844.00	\$1,080.00	\$405.00
2346	718-1700	30 TON VERT AIR CONDITIONER	\$2,844.00	\$1,080.00	\$405.00
2347	718-1750	30 TON AIR COOLED CHILLER W PUMP	\$3,690.00	\$1,314.00	\$454.00
2348	718-1800	40 TON INDUSTRIAL AIR CONDITIONER	\$4,050.00	\$1,440.00	\$540.00
2349	718-1805	40 TON INDUSTRIAL AIR CONDITIONER NEMA7	\$4,050.00	\$1,440.00	\$540.00
2350	718-1830	40 TON HYBRID AIR COND 120KW HEAT	\$4,050.00	\$1,440.00	\$540.00
2351	718-1950	50 TON CHILLED WATER AIR HANDLER	\$2,700.00	\$957.00	\$405.00
2352	718-1960	75 TON CHILLED WATER AIR HANDLER	\$2,156.00	\$765.00	\$304.00
2353	718-2030	60 TON HYBRID AIR COND 136KW HEAT	\$6,300.00	\$2,487.00	\$1,287.00
2354	718-2050	60 TON AIR COOLED CHILLER W PUMP	\$4,005.00	\$1,328.00	\$536.00
2355	718-2100	65 TON INDUSTRIAL AIR CONDITIONER	\$4,860.00	\$1,922.00	\$770.00
2356	718-2230	70 TON HYBRID AIR COND 136KW HEAT	\$6,930.00	\$2,869.00	\$1,377.00
2357	718-2300	80 TON INDUSTRIAL AIR CONDITIONER	\$6,930.00	\$2,869.00	\$1,377.00
2358	718-2305	80 TON INDUSTRIAL AIR CONDITIONER NEMA7	\$8,190.00	\$3,060.00	\$1,499.00
2359	718-2550	100 TON VERT CHILLED WATER HANDLER	\$2,430.00	\$815.00	\$332.00
2360	718-2560	100 TON AIR COOLED CHILLER W PUMP	\$6,300.00	\$2,869.00	\$1,053.00
2361	718-2570	120 TON AIR COOLED CHILLER W PUMP US/CRN	\$6,300.00	\$2,869.00	\$1,053.00
2362	718-2650	120 TON CHILLED WATER AIR HANDLER	\$2,430.00	\$815.00	\$332.00
2363	718-2660	140 TON VERT CHILLED WATER AIR HANDLER	\$3,510.00	\$1,796.00	\$647.00
2364	718-3060	200 TON AIR COOLED CHILLER W PUMP	\$10,661.00	\$5,122.00	\$1,794.00
2365	718-3065	230 TON AIR COOLED W PUMP	\$13,442.00	\$5,724.00	\$1,894.00
2366	718-3070	227 TON AIR COOLED CHILLER W PUMP US/CRN	\$13,050.00	\$5,558.00	\$1,839.00
2367	718-3090	500 TON WATER COOLED CHILLER	\$21,600.00	\$10,517.00	\$3,506.00
2368	719-1005	1200 CFM DESICCANT DEHUMIDIFIER 1PH 240V	\$1,377.00	\$473.00	\$162.00
2369	719-1010	2000/1000 CFM DESICCANT DEHUMID 3PH 460V	\$2,295.00	\$957.00	\$385.00
2370	719-1020	5000 CFM DESICCANT DEHUMID 3PH460V	\$4,590.00	\$1,571.00	\$720.00
2371	719-1030	7500/5500CFM DESICCANT DEHU 3PH460VTRIFU	\$4,590.00	\$1,571.00	\$720.00
2372	719-2060	DEHUMIDIFIER DESICCANT 400 CFM	\$777.00	\$333.00	\$144.00
2373	719-2080	DEHUMIDIFIER DESICCANT 800-900 CFM	\$1,800.00	\$675.00	\$225.00
2374	719-5010	AUTO DIALER	\$517.00	\$184.00	\$69.00
2375	779-2201	CHILLER LOOP HOSE 2X10 W/CAMLOCKS	\$21.00	\$13.00	\$6.00
2376	779-2205	CHILLER LOOP HOSE 2X25 W/CAMLOCKS	\$32.00	\$16.00	\$8.00
2377	779-2401	CHILLER LOOP HOSE 4"X10' W/CAMLOCKS	\$54.00	\$18.00	\$9.00
2378	779-2405	CHILLER LOOP HOSE 4"X25' W/CAMLOCKS	\$81.00	\$27.00	\$14.00
2379	779-2501	CHILLER LOOP HOSE 6"X10' W/CAMLOCKS	\$108.00	\$36.00	\$18.00
2380	779-2505	CHILLER LOOP HOSE 6"X25' W/CAMLOCKS	\$135.00	\$45.00	\$23.00
2381	800-1020	PUMP CENTRIFUGAL 2IN GAS	\$345.00	\$134.00	\$57.00
2382	800-1030	PUMP CENTRIFUGAL 3IN GAS	\$364.00	\$149.00	\$77.00
2383	800-1040	PUMP CENTRIFUGAL 4IN GAS	\$426.00	\$167.00	\$86.00
2384	800-1080	PUMP TRASH 2IN GAS	\$379.00	\$168.00	\$45.00
2385	800-1090	PUMP TRASH 3IN GAS	\$482.00	\$214.00	\$57.00

## HERC RENTALS - CONTRACT 2019000318-5

## EXHIBIT A.2 - 2022 PLATINUM PRICING

	Cat Class	Description	Month	Week	Day
2386	800-1110	PUMP TRASH 4IN GAS	\$547.00	\$275.00	\$73.00
2387	800-1120	PUMP DIAPHRAGM 2IN GAS	\$405.00	\$207.00	\$69.00
2388	800-1130	PUMP DIAPHRAGM 3IN GAS	\$405.00	\$207.00	\$69.00
2389	800-1150	PUMP HIGH PRESSURE 5.5HP GAS	\$498.00	\$192.00	\$69.00
2390	800-1160	PUMP 6IN DOUBLED DIAPHRAGM DSL	\$1,080.00	\$383.00	\$138.00
2391	800-1170	PUMP 6IN DOUBLED DIAPHRAGM SO ATT DSL	\$1,440.00	\$486.00	\$162.00
2392	800-5005	ACCESSORY TOOL BOX CROSSBACK PICKUP	\$77.00	\$37.00	\$14.00
2393	800-5007	ACCESSORY 50GAL DSL FUELTANK W/PUMP	\$115.00	\$55.00	\$28.00
2394	800-5010	ACCESSORY 100GAL DSL FUELTANK W/PUMP	\$166.00	\$84.00	\$48.00
2395	800-5011	ACCESSORY LUMBER/LADDER RACK F/PICKUP	\$149.00	\$50.00	\$16.00
2396	800-5310	ACCESSORY BOOM/BASKET PROTECTIVE SYSTEM	\$122.00	\$122.00	\$122.00
2397	801-1210	PUMP VAC ASSIST 4IN DSL	\$1,217.00	\$548.00	\$184.00
2398	801-1220	PUMP VAC ASSIST 4IN T4F DSL	\$1,217.00	\$548.00	\$184.00
2399	801-1230	PUMP VAC ASSIST 6IN DSL	\$1,387.00	\$603.00	\$230.00
2400	801-1240	PUMP VAC ASSIST 6IN T4F DSL	\$1,721.00	\$650.00	\$230.00
2401	801-1250	PUMP VAC ASSIST 6IN SUPER DSL	\$1,819.00	\$651.00	\$259.00
2402	801-1260	PUMP VAC ASSIST 6IN SUPER T4F DSL	\$2,039.00	\$709.00	\$283.00
2403	801-1270	PUMP VAC ASSIST 8IN DSL	\$1,710.00	\$648.00	\$256.00
2404	801-1280	PUMP VAC ASSIST 8IN SUPER DSL	\$2,025.00	\$761.00	\$264.00
2405	801-1290	PUMP VAC ASSIST 12IN DSL	\$2,970.00	\$1,148.00	\$405.00
2406	801-1300	PUMP VAC ASSIST 12IN SUPER DSL	\$4,320.00	\$1,339.00	\$446.00
2407	801-1320	PUMP VAC ASSIST 14IN DSL	\$4,950.00	\$2,028.00	\$725.00
2408	801-1330	PUMP VAC ASSIST 18IN DSL	\$7,200.00	\$2,334.00	\$851.00
2409	802-1340	PUMP VAC ASSIST SND ATT 4IN DSL	\$1,301.00	\$547.00	\$183.00
2410	802-1345	PUMP VAC ASSIST SND ATT 4IN DSL T4F	\$1,526.00	\$662.00	\$216.00
2411	802-1350	PUMP VAC ASSIST SND ATT 6IN DSL	\$1,710.00	\$635.00	\$251.00
2412	802-1355	PUMP VAC ASSIST SND ATT 6IN DSL T4F	\$1,886.00	\$716.00	\$279.00
2413	802-1360	PUMP VAC ASSIST SND ATT 8IN DSL	\$2,214.00	\$823.00	\$284.00
2414	802-1361	PUMP VAC ASSIST SND ATT 8IN DSL SKID	\$2,214.00	\$823.00	\$284.00
2415	802-1370	PUMP VAC ASSIST SND ATT 12IN DSL	\$3,780.00	\$1,454.00	\$527.00
2416	802-1371	PUMP VAC ASSIST SND ATT 12IN DSL SKID	\$3,780.00	\$1,454.00	\$527.00
2417	802-1380	PUMP VAC ASSIST SND ATT 14IN DSL	\$7,776.00	\$2,754.00	\$972.00
2418	802-1385	PUMP VAC ASSIST SND ATT CHOP 4IN DSL	\$1,422.00	\$594.00	\$225.00
2419	802-1390	PUMP VAC ASSIST SND ATT CHOP 6IN DSL	\$2,194.00	\$826.00	\$292.00
2420	803-1400	PUMP VAC ASSIST SS 4IN DSL	\$1,350.00	\$554.00	\$191.00
2421	803-1410	PUMP VAC ASSIST SS 6IN DSL	\$2,430.00	\$880.00	\$284.00
2422	803-1420	PUMP VAC ASSIST SS 6IN T4F DSL	\$3,240.00	\$1,148.00	\$405.00
2423	803-1430	PUMP VAC ASSIST SS 6IN SUPER DSL	\$2,916.00	\$952.00	\$320.00
2424	803-1440	PUMP VAC ASSIST SS 8IN SUPER DSL	\$2,070.00	\$806.00	\$280.00
2425	804-1450	PUMP VAC ASSIST HIGH HEAD 4X3IN DSL	\$2,160.00	\$828.00	\$272.00
2426	804-1460	PUMP VAC ASSIST HIGH HEAD 5X3IN DSL	\$1,665.00	\$590.00	\$203.00
2427	804-1470	PUMP VAC ASSIST HIGH HEAD 6X3IN DSL	\$2,880.00	\$979.00	\$345.00
2428	804-1475	PUMP VAC ASSIST HIGH HEAD 6X3IN T4F DSL	\$3,960.00	\$1,228.00	\$415.00
2429	804-1477	PUMP VAC ASSIST HIGH HEAD 6X3IN 125HP	\$2,700.00	\$892.00	\$328.00
2430	804-1480	PUMP VAC ASSIST HIGH HEAD 6X4IN DSL	\$3,330.00	\$1,229.00	\$421.00
2431	804-1490	PUMP VAC ASSIST HIGH HEAD 6X4IN T4F DSL	\$4,140.00	\$1,398.00	\$491.00
2432	804-1500	PUMP VAC ASSIST HHEAD SO ATTN 6X4IN DSL	\$2,880.00	\$1,071.00	\$365.00
2433	804-1520	PUMP VAC ASSIST HIGH HEAD 8X6IN DSL	\$4,860.00	\$1,922.00	\$689.00
2434	804-1530	PUMP VAC ASSIST HHEAD VN PRI 10X6IN DSL	\$2,610.00	\$945.00	\$345.00
2435	804-1540	PUMP VAC ASSIST HIGH HEAD 10X8IN DSL	\$6,660.00	\$2,295.00	\$806.00
2436	804-1550	PUMP VAC ASSIST MEDIUM HEAD 10X8IN DSL	\$3,330.00	\$1,722.00	\$486.00
2437	804-1560	PUMP VAC ASSIST SS HIGH HEAD 6X3IN DSL	\$3,690.00	\$1,377.00	\$486.00
2438	804-1570	PUMP VAC ASSIST SS HIGH HEAD 10X8IN DSL	\$5,396.00	\$1,796.00	\$675.00

## HERC RENTALS - CONTRACT 2019000318-5

## EXHIBIT A.2 - 2022 PLATINUM PRICING

	Cat Class	Description	Month	Week	Day
2439	804-1575	PUMP VAC ASSIST SS MED HEAD 10X8IN DSL	\$3,690.00	\$1,339.00	\$549.00
2440	804-1580	PUMP VAC ASSIST MHEAD SO ATTN 10X8IN DSL	\$4,410.00	\$1,179.00	\$385.00
2441	804-1590	PUMP VAC ASSIST HHEAD 600HP 8X6IN DSL	\$6,480.00	\$2,295.00	\$891.00
2442	804-1600	PUMP VAC ASSIST HHEAD 600HP 10X8IN DSL	\$7,110.00	\$2,637.00	\$972.00
2443	804-1700	PUMP VAC ASSIST TRASH 6IN T4F DSL	\$1,670.00	\$648.00	\$235.00
2444	805-1600	PUMP CENTRIFUGAL 3IN DSL	\$593.00	\$211.00	\$77.00
2445	805-1610	PUMP CENTRIFUGAL WET PRIME 4IN DSL	\$1,006.00	\$333.00	\$110.00
2446	805-1620	PUMP TRASH 6IN TOWABLE DSL	\$2,657.00	\$867.00	\$283.00
2447	806-1620	WEIR TANK SAND SEPARATOR 500GAL MAX FLOW	\$365.00	\$122.00	\$43.00
2448	806-1650	PUMP WELL POINT PISTON SO ATTN 6IN DSL	\$1,458.00	\$486.00	\$171.00
2449	806-1670	PUMP WELL POINT ROTARY SO ATTN 6IN DSL	\$1,508.00	\$531.00	\$183.00
2450	806-1675	PUMP WELL POINT ROTARY 8IN DSL	\$1,724.00	\$590.00	\$203.00
2451	806-1680	PUMP WELL POINT ROTARY SO ATTN 8IN DSL	\$1,724.00	\$590.00	\$203.00
2452	806-1682	PUMP WELL POINT PISTON SO ATTN 8IN DSL	\$3,402.00	\$1,215.00	\$471.00
2453	806-1690	PUMP WELL POINT ROTARY 12IN DSL	\$1,901.00	\$702.00	\$243.00
2454	806-1700	PUMP WELL POINT ROTARY SO ATTN 12IN DSL	\$2,628.00	\$933.00	\$296.00
2455	807-1710	PUMP DIAPHRAGM 4IN DSL	\$720.00	\$297.00	\$102.00
2456	808-1720	PUMP TRASH 2IN ELEC	\$1,292.00	\$454.00	\$158.00
2457	808-1730	PUMP CENTRIFUGAL 2IN ELEC	\$1,256.00	\$426.00	\$158.00
2458	808-1750	PUMP VAC ASSIST 4IN ELEC	\$810.00	\$268.00	\$102.00
2459	808-1760	PUMP VAC ASSIST VARIABLE SPEED 4IN ELEC	\$1,530.00	\$574.00	\$223.00
2460	808-1770	PUMP VAC ASSIST 6IN ELEC	\$1,530.00	\$626.00	\$235.00
2461	808-1780	PUMP VAC ASSIST 8IN ELEC	\$2,250.00	\$823.00	\$284.00
2462	808-1800	PUMP VAC ASSIST HIGH HEAD 6X3IN ELEC	\$3,690.00	\$1,305.00	\$450.00
2463	809-1820	PUMP SUBMERSIBLE 3/4IN ELEC	\$112.00	\$61.00	\$29.00
2464	809-1830	PUMP SUBMERSIBLE 1IN ELEC	\$112.00	\$61.00	\$29.00
2465	809-1840	PUMP HYD SHORING 12 GAL ELEC	\$324.00	\$110.00	\$39.00
2466	809-1860	PUMP SUBMERSIBLE 2IN ELEC	\$334.00	\$138.00	\$49.00
2467	809-1865	PUMP SUBMERSIBLE 2IN LOW LEVEL ELEC	\$334.00	\$138.00	\$49.00
2468	809-1870	PUMP SUBMERSIBLE SEWAGE 1HP 2IN ELEC	\$388.00	\$172.00	\$57.00
2469	809-1880	PUMP SUBMERSIBLE 3IN ELEC	\$388.00	\$165.00	\$72.00
2470	809-1890	PUMP SUBMERSIBLE 3HP 3IN ELEC	\$388.00	\$165.00	\$72.00
2471	809-1900	PUMP SUBMERSIBLE HV 1HP 3PH 2IN ELEC	\$203.00	\$73.00	\$29.00
2472	809-1910	PUMP SUBMERSIBLE 2HP 3PH 460V 2IN ELEC	\$253.00	\$95.00	\$37.00
2473	809-1920	PUMP SUBMERSIBLE HV 3HP 3PH 2IN ELEC	\$527.00	\$183.00	\$64.00
2474	809-1930	PUMP SUBMERSIBLE HHEAD 4HP 3PH 2IN ELEC	\$608.00	\$230.00	\$95.00
2475	809-1940	PUMP SUBMERSIBLE SEWAGE CUT 15HP 3IN ELE	\$446.00	\$168.00	\$57.00
2476	809-1960	PUMP SUBMERSIBLE HIGH HEAD 15HP 3IN ELEC	\$1,009.00	\$383.00	\$158.00
2477	809-1980	PUMP SUBMERSIBLE HIGH HEAD 6HP 3IN ELEC	\$671.00	\$287.00	\$94.00
2478	809-1990	PUMP SUBMERSIBLE HV 7.5HP 3PH 3IN ELEC	\$810.00	\$311.00	\$108.00
2479	809-2000	PUMP SUBMERSIBLE HV 2HP 3PH 3IN ELEC	\$405.00	\$161.00	\$57.00
2480	809-2020	PUMP SUBMERSIBLE HV 5HP 3PH 3IN ELEC	\$473.00	\$180.00	\$65.00
2481	809-2030	PUMP SUBMERSIBLE SEWAGE 3HP 3PH 4IN ELEC	\$523.00	\$203.00	\$73.00
2482	809-2040	PUMP SUBMERSIBLE SEWAGE CUT 5HP 4IN ELEC	\$777.00	\$287.00	\$108.00
2483	809-2050	PUMP SUBMERSIBLE SEWAGE 10HP 4IN ELEC	\$922.00	\$345.00	\$122.00
2484	809-2060	PUMP SUBMERSIBLE HIGH HEAD 15HP 4IN ELEC	\$1,009.00	\$394.00	\$158.00
2485	809-2070	PUMP SUBMERSIBLE SEW CUT 20HP 4IN ELEC	\$1,215.00	\$459.00	\$180.00
2486	809-2080	PUMP SUBMERSIBLE SEWAGE 20HP 4IN ELEC	\$1,215.00	\$459.00	\$170.00
2487	809-2100	PUMP SUBMERSIBLE SEWAGE 30HP 4IN ELEC	\$1,215.00	\$482.00	\$170.00
2488	809-2110	PUMP SUBMERSIBLE HIGH HEAD 40HP 4IN ELEC	\$1,913.00	\$707.00	\$264.00
2489	809-2120	PUMP SUBMERSIBLE 4IN ELEC	\$625.00	\$248.00	\$102.00
2490	809-2130	PUMP SUBMERSIBLE SUPER 4IN ELEC	\$625.00	\$248.00	\$102.00
2491	809-2150	PUMP SUBMERSIBLE SEW 10HP 3PH 6IN ELEC	\$1,337.00	\$505.00	\$178.00



## HERC RENTALS - CONTRACT 2019000318-5

## EXHIBIT A.2 - 2022 PLATINUM PRICING

	Cat Class	Description	Month	Week	Day
2492	809-2170	PUMP SUBMERSIBLE HV 10HP 3PH 6IN ELEC	\$1,170.00	\$392.00	\$140.00
2493	809-2180	PUMP SUBMERSIBLE SEWAGE 50HP 6IN ELEC	\$1,485.00	\$574.00	\$243.00
2494	809-2190	PUMP SUBMERSIBLE HV 15HP 3PH 6IN ELEC	\$1,440.00	\$513.00	\$158.00
2495	809-2200	PUMP SUBMERSIBLE HV 20HP 3PH 6IN ELEC	\$1,440.00	\$513.00	\$180.00
2496	809-2220	PUMP SUBMERSIBLE 6IN ELEC	\$1,080.00	\$440.00	\$183.00
2497	809-2230	PUMP SUBMERSIBLE 8IN ELEC	\$1,958.00	\$804.00	\$365.00
2498	809-2240	PUMP SUBMERSIBLE 10IN ELEC	\$3,038.00	\$1,148.00	\$405.00
2499	810-1100	PUMP DOUBLED 1 1/2 IN AIR	\$507.00	\$268.00	\$94.00
2500	810-1110	PUMP DOUBLED 2 IN AIR	\$507.00	\$268.00	\$94.00
2501	810-1120	PUMP DOUBLED 3 IN AIR	\$507.00	\$268.00	\$94.00
2502	811-2260	PUMP SUBMERSIBLE 3IN HYD	\$671.00	\$207.00	\$89.00
2503	811-2270	PUMP SUBMERSIBLE SS 4IN HYD	\$671.00	\$207.00	\$89.00
2504	811-2280	PUMP SUBMERSIBLE 4IN HYD	\$671.00	\$207.00	\$89.00
2505	811-2300	PUMP SUBMERSIBLE SS 6IN HYD	\$810.00	\$284.00	\$97.00
2506	811-2310	PUMP SUBMERSIBLE 6IN HYD	\$810.00	\$284.00	\$97.00
2507	811-2320	PUMP SUBMERSIBLE 8IN HYD	\$810.00	\$284.00	\$102.00
2508	811-2330	PUMP SUBMERSIBLE SS 12IN HYD	\$874.00	\$325.00	\$122.00
2509	811-2340	PUMP SUBMERSIBLE 12IN HYD	\$874.00	\$325.00	\$122.00
2510	812-2355	PUMP DIAPHRAGM 1IN	\$459.00	\$168.00	\$69.00
2511	812-2360	PUMP DIAPHRAGM POLYPROPYLENE 1IN	\$378.00	\$131.00	\$57.00
2512	812-2370	PUMP DIAPHRAGM ALUM/CAST IRON 1IN	\$287.00	\$115.00	\$41.00
2513	812-2390	PUMP DIAPHRAGM POLYPROPYLENE 2IN	\$810.00	\$452.00	\$158.00
2514	812-2400	PUMP DIAPHRAGM SS 2IN	\$810.00	\$452.00	\$158.00
2515	812-2410	PUMP DIAPHRAGM ALUMINUM 2IN	\$304.00	\$172.00	\$65.00
2516	812-2415	PUMP DIAPHRAGM 3IN	\$473.00	\$207.00	\$77.00
2517	812-2430	PUMP DIAPHRAGM POLYPROPYLENE 3IN	\$1,080.00	\$554.00	\$178.00
2518	812-2440	PUMP DIAPHRAGM SS 3IN	\$1,080.00	\$554.00	\$178.00
2519	812-2450	PUMP DIAPHRAGM ALUMINUM 3IN	\$473.00	\$207.00	\$77.00
2520	813-2450	PUMP BOOSTER 7.5HP 2IN ELEC	\$536.00	\$211.00	\$77.00
2521	813-2460	PUMP BOOSTER 20HP 1-1/2IN ELEC	\$806.00	\$302.00	\$105.00
2522	813-2470	PUMP BOOSTER 15HP 2IN ELEC	\$860.00	\$325.00	\$113.00
2523	813-2500	PUMP BOOSTER 20HP 3IN ELEC	\$945.00	\$364.00	\$130.00
2524	813-2510	PUMP BOOSTER 30HP 3IN ELEC	\$1,013.00	\$401.00	\$146.00
2525	813-2520	PUMP BOOSTER 4IN ELEC	\$1,350.00	\$540.00	\$203.00
2526	813-2530	PUMP BOOSTER SEWAGE 50HP ELEC	\$2,552.00	\$964.00	\$340.00
2527	813-2540	PUMP SUBMERSIBLE SEWAGE 7.5HP	\$922.00	\$345.00	\$122.00
2528	813-2550	PUMP BOOSTER 5HP ELEC	\$536.00	\$211.00	\$77.00
2529	813-2560	PUMP BOOSTER 60HP 480V 2X4X9.5IN ELEC	\$1,620.00	\$631.00	\$239.00
2530	813-2570	PUMP BOOSTER 50HP 460V 2X4X9.5IN ELEC	\$1,620.00	\$631.00	\$239.00
2531	813-2590	PUMP BOOSTER SYSTEM VFD 460V	\$1,148.00	\$325.00	\$118.00
2532	813-2600	PUMP AGRICULTURE DRY PRIME 8X6 DSL	\$1,418.00	\$478.00	\$183.00
2533	813-2650	PUMP BOOSTER MED HEAD 4X4IN DSL	\$1,125.00	\$413.00	\$146.00
2534	813-2670	PUMP BOOSTER MED HEAD 6X4IN DSL	\$1,418.00	\$478.00	\$183.00
2535	814-1000	PUMP HYDRAULIC 10000 PSI FOR TOOLS AIR	\$1,031.00	\$391.00	\$102.00
2536	814-1002	PUMP HYDRAULIC 10000 PSI FOR TOOLS ELEC	\$1,031.00	\$391.00	\$102.00
2537	814-1005	PUMP HYDRAULIC SPLIT FLOW FOR LIFTING	\$1,080.00	\$306.00	\$102.00
2538	814-1050	GAUGE 1/4IN NPT 10000PSI LIQUID FILLED	\$29.00	\$9.00	\$5.00
2539	814-2610	POWER UNIT 10-14 HP HYD	\$1,098.00	\$401.00	\$108.00
2540	814-2620	POWER UNIT 15-20HP HYD	\$1,296.00	\$421.00	\$154.00
2541	814-2630	POWER UNIT 65HP HYD	\$1,872.00	\$612.00	\$257.00
2542	814-2633	POWER UNIT 68HP T4F HYD	\$2,160.00	\$689.00	\$264.00
2543	814-2640	POWER UNIT 162HP HYD	\$2,160.00	\$689.00	\$264.00
2544	814-2650	SLUDGEMASTER HYD	\$7,110.00	\$2,410.00	\$851.00

## HERC RENTALS - CONTRACT 2019000318-5

## EXHIBIT A.2 - 2022 PLATINUM PRICING

	Cat Class	Description	Month	Week	Day
2545	816-2680	PUMP FLOWMETER 10IN	\$498.00	\$184.00	\$65.00
2546	816-2682	PUMP FLOWMETER 12IN	\$498.00	\$184.00	\$65.00
2547	816-2688	PUMP FLOWMETER 18 IN	\$498.00	\$184.00	\$65.00
2548	816-2700	PUMP FLOWMETER 3IN	\$230.00	\$77.00	\$24.00
2549	816-2710	PUMP FLOWMETER 4IN	\$299.00	\$100.00	\$32.00
2550	816-2720	PUMP FLOWMETER 6IN	\$345.00	\$115.00	\$41.00
2551	816-2730	PUMP FLOWMETER 8IN	\$440.00	\$149.00	\$53.00
2552	816-2740	FLOW METER	\$104.00	\$34.00	\$13.00
2553	817-2750	PIPE MANIFOLD 12IN	\$498.00	\$248.00	\$122.00
2554	817-2760	PIPE MANIFOLD 18IN	\$574.00	\$284.00	\$138.00
2555	818-2810	PIPE PLUG MUNI 15-30IN	\$918.00	\$421.00	\$122.00
2556	818-2830	PIPE PLUG MUNI 24-48IN	\$1,729.00	\$574.00	\$203.00
2557	819-2850	HOSE ROAD CROSSING RAMP	\$689.00	\$264.00	\$102.00
2558	820-2860	ROAD CROSSING LAY FLAT 12IN	\$612.00	\$241.00	\$94.00
2559	820-2870	ROAD CROSSING PUMP DIVISION 12IN	\$574.00	\$172.00	\$89.00
2560	820-2880	ROAD CROSSING PUMP DIVISION 8IN	\$498.00	\$153.00	\$77.00
2561	820-2890	ROAD CROSSING PUMP DIVISION DB WIDE 12IN	\$968.00	\$345.00	\$110.00
2562	820-2900	ROAD CROSSING PUMP DIVISION 6IN	\$495.00	\$131.00	\$61.00
2563	821-2910	PUMP HEAD PONTOON HDPE 12IN HYD	\$426.00	\$239.00	\$90.00
2564	821-2920	PONTOON FLOAT SUBMERSIBLE STEEL 12IN	\$192.00	\$95.00	\$49.00
2565	821-2930	TANK WATER 10000 GAL	\$2,187.00	\$729.00	\$257.00
2566	821-2935	TANK BLADDER 317 GAL 250 PSI	\$648.00	\$284.00	\$129.00
2567	821-2950	PUMP DIVISION ENGINE 6 CYL DEUTZ	\$2,880.00	\$1,052.00	\$345.00
2568	821-2970	PUMP SEALED PRIME HIGH HEAD 5X4 DSL	\$4,320.00	\$1,569.00	\$527.00
2569	821-2980	PUMP BOOSTER 125HP 460V ELEC	\$4,617.00	\$1,600.00	\$599.00
2570	821-2990	VFD PANEL 5HP	\$547.00	\$199.00	\$73.00
2571	821-3020	FUSION MACHINE 2 - 8 IN	\$1,796.00	\$567.00	\$214.00
2572	821-3030	FUSION MACHINE 6 - 18 IN	\$7,263.00	\$2,484.00	\$883.00
2573	821-3055	PUMP MONITOR KIT MODEM W/SOLAR PANELS	\$170.00	\$82.00	\$43.00
2574	821-3105	DATA LOGGER FOR FUSION MACHINE	\$972.00	\$324.00	\$171.00
2575	902-1100	POINT F/TE-S DEMO HAMMER	\$57.00	\$19.00	\$6.00
2576	902-1105	NARROW CHISEL F/TE-S DEMO HAMMER	\$57.00	\$19.00	\$6.00
2577	902-1110	WIDE CHISEL F/TE-S DEMO HAMMER	\$71.00	\$24.00	\$8.00
2578	902-1140	FLEX BLADE HOLDER F/TE-S HAMMER	\$179.00	\$60.00	\$21.00
2579	902-5100	POINT F/BREAKER 1 SHANK	\$56.00	\$19.00	\$6.00
2580	902-5105	NARROW CHISEL F/BREAKER 1 SHANK	\$56.00	\$19.00	\$6.00
2581	902-5110	WIDE CHISEL F/BREAKER 1 SHANK	\$70.00	\$23.00	\$8.00
2582	902-5125	CLAY SPADE F/BREAKER 1 SHANK	\$71.00	\$24.00	\$8.00
2583	902-5200	POINT F/BREAKER 1-1/8 SHANK	\$70.00	\$23.00	\$8.00
2584	902-5205	NARROW CHISEL F/BREAKER 1-1/8 SHANK	\$70.00	\$23.00	\$8.00
2585	902-5210	WIDE CHISEL F/BREAKER 1-1/8 SHANK	\$70.00	\$23.00	\$8.00
2586	902-5215	ASPHALT CUTTER F/BREAKER 1-1/8 SHANK	\$85.00	\$29.00	\$10.00
2587	902-5225	CLAY SPADE F/BREAKER 1-1/8 SHANK	\$86.00	\$29.00	\$10.00
2588	902-5300	POINT F/BREAKER 1-1/4 SHANK	\$70.00	\$23.00	\$8.00
2589	902-5305	NARROW CHISEL F/BREAKER 1-1/4 SHANK	\$70.00	\$23.00	\$8.00
2590	902-5400	MOIL POINT F/RCS CHIPPER	\$56.00	\$19.00	\$6.00
2591	902-5405	NARROW CHISEL F/RCS CHIPPER	\$56.00	\$19.00	\$6.00
2592	902-5430	BUSHING TOOL F/RCS CHIPPER	\$113.00	\$38.00	\$13.00
2593	902-5505	NARROW CHISEL F/OCRS CHIPPER	\$59.00	\$20.00	\$6.00
2594	902-5850	POINT F/JUMBO RIVET BUSTER	\$57.00	\$19.00	\$6.00
2595	902-5855	CHISEL F/JUMBO RIVET BUSTER	\$57.00	\$19.00	\$6.00
2596	902-6100	EACH CARBIDE SLIDE ON STRIPSERT LT	\$140.00	\$48.00	\$16.00
2597	902-6102	EACH CARBIDE SLIDE ON STRIPSERT RT	\$140.00	\$48.00	\$16.00

**HERC RENTALS - CONTRACT 2019000318-5**  
**EXHIBIT A.2 - 2022 PLATINUM PRICING**

	<b>Cat Class</b>	<b>Description</b>	<b>Month</b>	<b>Week</b>	<b>Day</b>
2598	902-6135	EACH DYMADOT DBL GRIND DOT PAD GRY 30GR	\$140.00	\$47.00	\$16.00
2599	902-6170	EACH DYMASEG GRIND SEG GRY 18GR	\$140.00	\$47.00	\$16.00
2600	902-6229	DIAMOND INSERTS F/FLOOR GRINDER	\$675.00	\$270.00	\$113.00
2601	902-6243	CARBIDE GRINDING HEAD 17	\$634.00	\$211.00	\$70.00
2602	902-6500	PRESSURE WASHER HOSE 3/8X50	\$31.00	\$11.00	\$4.00
2603	902-6508	TELESCOPING WASHER WAND TO 12 FT	\$144.00	\$50.00	\$18.00
2604	902-6517	COLD WATER PRESSURE WASHER GUN / WAND	\$44.00	\$14.00	\$5.00
2605	902-6533	ROTARY SURFACE CLEANER 18-20 W/O WHLS	\$248.00	\$84.00	\$29.00
2606	903-1000	DIAMOND HI SPD BLADE CONCRETE 12-16	\$177.00	\$59.00	\$21.00
2607	903-1010	DIAMOND HI SPD BLADE ASPHALT 12-16	\$177.00	\$59.00	\$21.00
2608	903-1050	DIAMOND ROAD SAW BLD CONCRETE 14-16	\$401.00	\$134.00	\$45.00
2609	903-1060	DIAMOND ROAD SAW BLD ASPHALT 14-16	\$393.00	\$133.00	\$45.00
2610	903-1070	DIAMOND ROAD SAW BLD CONCRETE 18-22	\$707.00	\$239.00	\$80.00
2611	903-1080	DIAMOND ROAD SAW BLD ASPHALT 18-22	\$707.00	\$239.00	\$80.00
2612	903-1090	DIAMOND ROAD SAW BLD CONCRETE 24-28	\$1,066.00	\$360.00	\$122.00
2613	903-1100	DIAMOND ROAD SAW BLD ASPHALT 24-28	\$1,094.00	\$365.00	\$122.00
2614	903-1110	DIAMOND ROAD SAW BLD CONCRETE 30-36	\$1,433.00	\$487.00	\$166.00
2615	903-1120	DIAMOND ROAD SAW BLD ASPHALT 30-36	\$1,433.00	\$487.00	\$166.00
2616	903-2070	DIAMOND CORE BIT 2	\$178.00	\$60.00	\$21.00
2617	903-2080	DIAMOND CORE BIT 2-1/2	\$178.00	\$60.00	\$21.00
2618	903-2085	DIAMOND CORE BIT 3	\$214.00	\$73.00	\$24.00
2619	903-2090	DIAMOND CORE BIT 3-1/2	\$215.00	\$73.00	\$25.00
2620	903-2095	DIAMOND CORE BIT 4	\$251.00	\$86.00	\$29.00
2621	903-2100	DIAMOND CORE BIT 4-1/2	\$252.00	\$86.00	\$30.00
2622	903-2110	DIAMOND CORE BIT 5	\$288.00	\$98.00	\$33.00
2623	903-2125	DIAMOND CORE BIT 6	\$428.00	\$146.00	\$50.00
2624	903-2150	DIAMOND CORE BIT 8	\$678.00	\$230.00	\$78.00
2625	903-2170	DIAMOND CORE BIT 10	\$923.00	\$312.00	\$105.00
2626	903-2180	DIAMOND CORE BIT 12	\$1,275.00	\$430.00	\$145.00
2627	904-0010	SKIDSTEER AUGER EXTENSION 24	\$159.00	\$57.00	\$19.00
2628	904-0020	SKIDSTEER AUGER EXTENSION 36	\$219.00	\$71.00	\$19.00
2629	904-0030	SKIDSTEER AUGER EXTENSION 48	\$205.00	\$74.00	\$21.00
2630	904-1015	SKIDSTEER AUGER BIT 6	\$251.00	\$102.00	\$30.00
2631	904-1025	SKIDSTEER AUGER BIT 9	\$212.00	\$97.00	\$27.00
2632	904-1035	SKIDSTEER AUGER BIT 12	\$237.00	\$113.00	\$32.00
2633	904-1050	SKIDSTEER AUGER BIT 16	\$196.00	\$76.00	\$23.00
2634	904-1055	SKIDSTEER AUGER BIT 18	\$263.00	\$126.00	\$35.00
2635	904-1065	SKIDSTEER AUGER BIT 24	\$303.00	\$129.00	\$41.00
2636	904-1070	SKIDSTEER AUGER BIT 30	\$345.00	\$150.00	\$46.00
2637	904-1075	SKIDSTEER AUGER BIT 36	\$429.00	\$181.00	\$58.00
2638	911-3325	JOHNSON BAR WHEELED PRY	\$90.00	\$36.00	\$14.00
2639	911-4631	PIPE MOUNTING CLAMP F/HACKSAW 4-12 PIPE	\$518.00	\$134.00	\$34.00
2640	911-6600	PUSH/PULL LAWN ROLLER 24	\$69.00	\$34.00	\$15.00
2641	911-8188	MANUAL REBAR CUTTER / BENDER 5/8 CAP	\$219.00	\$73.00	\$24.00
2642	912-0200	UNIV DIE HEAD F/535 & 300 1/8-2 RH NPT	\$87.00	\$29.00	\$10.00
2643	912-1500	ADJ PIPE STAND W/ V-HEAD	\$99.00	\$32.00	\$9.00
2644	912-1510	PIPE DOLLY	\$325.00	\$122.00	\$48.00
2645	912-1520	TRISTAND PIPE VISE	\$146.00	\$49.00	\$16.00
2646	912-3110	CABLE ROLLER FOR RIGTIGHT SYSTEM	\$25.00	\$10.00	\$5.00
2647	912-3200	STRAIGHT CABLE ROLLER F/12-18 TRAY	\$19.00	\$8.00	\$3.00
2648	912-3202	STRAIGHT CABLE ROLLER F/20-24 TRAY	\$19.00	\$8.00	\$3.00
2649	912-3204	STRAIGHT CABLE ROLLER F/24-30 TRAY	\$54.00	\$25.00	\$12.00
2650	912-3206	STRAIGHT CABLE ROLLER F/30-36 TRAY	\$54.00	\$25.00	\$12.00

**HERC RENTALS - CONTRACT 2019000318-5**  
**EXHIBIT A.2 - 2022 PLATINUM PRICING**

	<b>Cat Class</b>	<b>Description</b>	<b>Month</b>	<b>Week</b>	<b>Day</b>
2651	912-3212	RADIUS CABLE ROLLER F/20-24 TRAY	\$19.00	\$8.00	\$3.00
2652	912-3214	RADIUS CABLE ROLLER F/24-30 TRAY	\$54.00	\$25.00	\$12.00
2653	912-3232	CONVEYOR PULLING SHEAVE W/8 ROLLERS 36	\$232.00	\$77.00	\$25.00
2654	912-3234	CONVEYOR PULLING SHEAVE W/10 ROLLER 48	\$158.00	\$52.00	\$16.00
2655	912-3246	TRAY SHEAVE 658 STYLE 12IN	\$61.00	\$21.00	\$7.00
2656	912-3248	TRIPLE SHEAVE CABLE GUIDE WITH HOOK	\$122.00	\$41.00	\$20.00
2657	912-4000	SKY WELDER, 280A	\$323.00	\$134.00	\$61.00
2658	912-4500	WELDING CABLE EXTENSION 1/0X50	\$67.00	\$31.00	\$14.00
2659	912-4503	WELDING CABLE EXTENSION 1/0X100	\$150.00	\$77.00	\$29.00
2660	912-4506	WELDING CABLE W/ GROUND CLAMP 1/0X50	\$57.00	\$25.00	\$11.00
2661	912-4509	WELDING CABLE W/ GROUND CLAMP 1/0X100	\$101.00	\$44.00	\$20.00
2662	912-4530	WELDING CABLE EXTENSION 2/0X50	\$61.00	\$27.00	\$13.00
2663	912-4533	WELDING CABLE EXTENSION 2/0X100	\$102.00	\$47.00	\$19.00
2664	912-4536	WELDING CABLE W/ GROUND CLAMP 2/0X50	\$59.00	\$27.00	\$13.00
2665	912-4542	WELDING CABLE WHIP W/GRND CLAMP 2/0	\$32.00	\$16.00	\$9.00
2666	912-4545	WELDING CABLE W/ ROD HOLDER 2/0X50	\$59.00	\$27.00	\$13.00
2667	912-4551	WELDING CABLE WHIP W/ROD HLDR 2/0	\$41.00	\$22.00	\$12.00
2668	912-4604	REMOTE OUTPUT CONTROL 14 PIN X 100	\$74.00	\$38.00	\$19.00
2669	912-4658	WELDER INVERTER CST RACK F/8 PACK	\$158.00	\$61.00	\$24.00
2670	912-5254	MANUAL FLANGE SPREADER 150# 2-20	\$63.00	\$23.00	\$9.00
2671	913-1006	CONTAINMENT BERM 4X4	\$90.00	\$32.00	\$14.00
2672	913-1012	CONTAINMENT BERM 6X6	\$248.00	\$90.00	\$36.00
2673	913-1015	CONTAINMENT BERM 6X8	\$248.00	\$90.00	\$36.00
2674	913-1016	CONTAINMENT BERM 6X10	\$248.00	\$90.00	\$36.00
2675	913-1018	CONTAINMENT BERM 6X14	\$248.00	\$90.00	\$36.00
2676	913-1021	CONTAINMENT BERM 7X11	\$248.00	\$90.00	\$36.00
2677	913-1022	CONTAINMENT BERM 7X14	\$248.00	\$90.00	\$36.00
2678	913-1023	CONTAINMENT BERM 7X13	\$248.00	\$90.00	\$36.00
2679	913-1024	CONTAINMENT BERM 8X8	\$270.00	\$99.00	\$41.00
2680	913-1027	CONTAINMENT BERM 8X10	\$270.00	\$99.00	\$41.00
2681	913-1030	CONTAINMENT BERM 8X12	\$270.00	\$99.00	\$41.00
2682	913-1031	CONTAINMENT BERM 8X14	\$270.00	\$99.00	\$41.00
2683	913-1033	CONTAINMENT BERM 8X16	\$270.00	\$99.00	\$41.00
2684	913-1036	CONTAINMENT BERM 9X12	\$270.00	\$99.00	\$41.00
2685	913-1037	CONTAINMENT BERM 9X18	\$270.00	\$99.00	\$41.00
2686	913-1039	CONTAINMENT BERM 10X10	\$405.00	\$149.00	\$59.00
2687	913-1042	CONTAINMENT BERM 10X12	\$405.00	\$149.00	\$59.00
2688	913-1045	CONTAINMENT BERM 10X14	\$405.00	\$149.00	\$59.00
2689	913-1048	CONTAINMENT BERM 10X20	\$405.00	\$149.00	\$59.00
2690	913-1051	CONTAINMENT BERM 12X12	\$405.00	\$149.00	\$59.00
2691	913-1054	CONTAINMENT BERM 12X16	\$405.00	\$149.00	\$59.00
2692	913-1057	CONTAINMENT BERM 12X20	\$540.00	\$198.00	\$81.00
2693	913-1060	CONTAINMENT BERM 12X25	\$540.00	\$198.00	\$81.00
2694	913-1065	CONTAINMENT BERM 12X36	\$675.00	\$252.00	\$99.00
2695	913-1068	CONTAINMENT BERM 12X50	\$675.00	\$252.00	\$99.00
2696	913-1508	DIESEL EXHST SCRUBBER 91HP AND ABOVE	\$350.00	\$164.00	\$64.00
2697	913-2208	TRUCK TOOLBOX FUEL TANK COMBO 70-100 GAL	\$102.00	\$87.00	\$79.00
2698	913-2236	FUEL TANK 500 GALLON	\$623.00	\$212.00	\$78.00
2699	913-2250	PROPANE TANK 5 GAL/20#	\$60.00	\$28.00	\$12.00
2700	913-2252	PROPANE TANK 7 GAL/30#	\$59.00	\$32.00	\$14.00
2701	913-2254	FORKLIFT PROPANE TANK 8 GAL/33#	\$72.00	\$35.00	\$12.00
2702	913-2256	PROPANE TANK 10 GAL/40#	\$80.00	\$40.00	\$16.00
2703	913-2260	PROPANE TANK 25 GAL/100#	\$80.00	\$40.00	\$12.00

## HERC RENTALS - CONTRACT 2019000318-5

## EXHIBIT A.2 - 2022 PLATINUM PRICING

	Cat Class	Description	Month	Week	Day
2704	913-2512	WORKSTATION PORTABLE	\$289.00	\$101.00	\$23.00
2705	913-2550	TRUCK ACCESSORY/UTILITY RACK	\$104.00	\$44.00	\$21.00
2706	913-2560	PICK UP TRUCK CAP/COVER	\$115.00	\$49.00	\$25.00
2707	913-2630	HOSE & PIPE STORAGE RACK	\$88.00	\$37.00	\$16.00
2708	913-2700	GPS EQUIPPED BASIC SERVICE	\$78.00	\$26.00	\$17.00
2709	913-2720	PUMP MONITOR KIT: MODEM/SOLAR PANL	\$170.00	\$82.00	\$41.00
2710	913-3052	SAFETY HARNESS & LANYARD KIT	\$111.00	\$40.00	\$20.00
2711	913-3060	ZIP WALL PACKAGE 4X12 POLES/2 ZIPPER	\$63.00	\$32.00	\$18.00
2712	913-3070	EYEWASH STATION	\$320.00	\$110.00	\$37.00
2713	913-3415	TRAFFIC SIGN ROAD WORK AHEAD	\$100.00	\$50.00	\$17.00
2714	913-3478	TRAFFIC SIGN SIDEWALK CLOSED	\$118.00	\$59.00	\$20.00
2715	913-3703	REFL TRAFFIC BARRICADE W/O FLASHER 24	\$31.00	\$14.00	\$7.00
2716	913-3704	REFL TRAFFIC BARRICADE W/FLASHER 24	\$34.00	\$17.00	\$10.00
2717	913-3712	REFL TRAFFIC DELINEATOR W/BASE 42	\$20.00	\$10.00	\$5.00
2718	913-3747	TRAFFIC CONE	\$16.00	\$8.00	\$4.00
2719	913-3760	WATER FILLED TRAFFIC BARRICADE ORANGE	\$104.00	\$41.00	\$21.00
2720	913-3762	WATER FILLED TRAFFIC BARRICADE WHITE	\$84.00	\$29.00	\$10.00
2721	913-3766	WATER/CABLE TRAFFIC TL1/TL2 BARRICADE OR	\$104.00	\$41.00	\$21.00
2722	913-3767	WATER/CABLE TRAFFIC TL1/TL2 BARRICADE WH	\$144.00	\$50.00	\$23.00
2723	913-3770	PEDESTRIAN BARRICADE ADA ORG 72X38	\$72.00	\$23.00	\$9.00
2724	913-3771	PEDESTRIAN BARRICADE ADA WHT 72X38	\$72.00	\$23.00	\$9.00
2725	913-3780	WATER BARRICADE FENCE PANEL 4X6	\$45.00	\$18.00	\$5.00
2726	913-3782	WATER BARRICADE SINGLE GATE 6X6 COMPLETE	\$63.00	\$23.00	\$9.00
2727	913-3830	CROWD CONTROL BARRICADE 48X8	\$61.00	\$21.00	\$9.00
2728	913-3850	TOW BAR F/ARCHER VEHICLE BARRICADE	\$243.00	\$81.00	\$16.00
2729	913-3852	ARRESTOR CABLE F/ARCHER BARRIER 4	\$122.00	\$45.00	\$9.00
2730	913-3854	ARRESTOR CABLE F/ARCHER BARRIER 10	\$324.00	\$104.00	\$20.00
2731	913-3860	NOISE REDUCTION WALL PANEL 81X52IN	\$50.00	\$18.00	\$9.00
2732	913-4004	COMBINATION HITCH PINTLE & 2 BALL	\$69.00	\$33.00	\$12.00
2733	913-4006	COMBINATION HITCH PINTLE & 2-5/16 BALL	\$69.00	\$27.00	\$12.00
2734	913-4106	TIE DOWN BINDER CHAIN G7 3/8 10-16	\$51.00	\$22.00	\$9.00
2735	913-4110	TIE DOWN BINDER CHAIN G7 3/8X20	\$24.00	\$14.00	\$7.00
2736	913-4122	RATCHET LOAD BINDER F/3/8-1/2 CHAIN	\$34.00	\$17.00	\$8.00
2737	913-4502	ROAD PLATE 5X8	\$569.00	\$189.00	\$95.00
2738	913-4504	ROAD PLATE 5X10	\$327.00	\$122.00	\$47.00
2739	913-4508	ROAD PLATE 8X10	\$329.00	\$117.00	\$41.00
2740	913-4516	ROAD PLATE 8X20	\$627.00	\$227.00	\$91.00
2741	913-5130	LED AREA LIGHT W/TRIPOD	\$336.00	\$112.00	\$37.00
2742	913-5134	LED WORK LIGHT W/TRIPOD DUAL HEAD	\$150.00	\$73.00	\$37.00
2743	913-5152	EXP PRF LED AREA LIGHT 75W 120V	\$608.00	\$243.00	\$81.00
2744	913-5210	TEMPORARY LIGHT STRING 50	\$68.00	\$27.00	\$11.00
2745	913-5212	TEMPORARY LIGHT STRING 100	\$149.00	\$70.00	\$23.00
2746	913-6000	TEMPORARY WALL ACCESSORY CART	\$156.00	\$77.00	\$77.00
2747	913-6005	TEMPORARY WALL MOBILITY CART	\$108.00	\$54.00	\$54.00
2748	913-6010	TEMPORARY WALL RIGHT SIDE INTERFACE	\$61.00	\$31.00	\$31.00
2749	913-6015	TEMPORARY WALL LEFT SIDE INTERFACE	\$61.00	\$31.00	\$31.00
2750	913-6020	TEMPORARY WALL FLEXIBLE CORNER	\$48.00	\$23.00	\$23.00
2751	913-6025	TEMPORARY WALL FILLER PANEL KIT	\$34.00	\$17.00	\$17.00
2752	913-6035	HINGED DOOR MODULE 42 IN	\$337.00	\$169.00	\$169.00
2753	913-6040	SLIDING DOOR MODULE 42 IN	\$404.00	\$202.00	\$202.00
2754	913-6050	TEMPORARY WALL MODULE 12 IN	\$108.00	\$54.00	\$54.00
2755	913-6055	TEMPORARY WALL MODULE 18 IN	\$122.00	\$61.00	\$61.00
2756	913-6060	TEMPORARY WALL MODULE 24 IN	\$135.00	\$68.00	\$68.00

**HERC RENTALS - CONTRACT 2019000318-5**  
**EXHIBIT A.2 - 2022 PLATINUM PRICING**

	<b>Cat Class</b>	<b>Description</b>	<b>Month</b>	<b>Week</b>	<b>Day</b>
2757	913-6065	TEMPORARY WALL MODULE 32 IN	\$142.00	\$71.00	\$71.00
2758	913-6070	TEMPORARY WALL MODULE 42 IN	\$162.00	\$81.00	\$81.00
2759	913-6075	SINGLE ROOM PRESSURE MONITOR	\$188.00	\$95.00	\$95.00
2760	913-6080	NEGATIVE AIR MGMT PANEL 24 IN	\$176.00	\$88.00	\$88.00
2761	920-1003	INCREASER / REDUCER 3X2	\$31.00	\$13.00	\$6.00
2762	920-1009	INCREASER / REDUCER 4X3	\$57.00	\$21.00	\$9.00
2763	920-1024	INCREASER / REDUCER 6X3	\$130.00	\$44.00	\$15.00
2764	920-1027	INCREASER / REDUCER 6X4	\$149.00	\$50.00	\$17.00
2765	920-1039	INCREASER / REDUCER 8X6	\$28.00	\$23.00	\$21.00
2766	920-1054	INCREASER / REDUCER 10X8	\$138.00	\$50.00	\$17.00
2767	920-1066	INCREASER / REDUCER 12X6	\$169.00	\$57.00	\$51.00
2768	920-1069	INCREASER / REDUCER 12X8	\$188.00	\$63.00	\$22.00
2769	920-1072	INCREASER / REDUCER 12X10	\$187.00	\$62.00	\$22.00
2770	920-1095	INCREASER / REDUCER 14X12	\$63.00	\$22.00	\$7.00
2771	920-1115	INCREASER / REDUCER 16X12	\$308.00	\$107.00	\$37.00
2772	920-1130	INCREASER / REDUCER 18X12	\$96.00	\$33.00	\$16.00
2773	920-1159	INCREASER / REDUCER 20X18	\$262.00	\$88.00	\$30.00
2774	920-2018	PIPE 90 DEG ELL 4 IN BY VARIOUS OUTPUT	\$23.00	\$10.00	\$5.00
2775	920-2024	PIPE 90 DEG ELL 6 IN BY VARIOUS OUTPUT	\$38.00	\$16.00	\$9.00
2776	920-2028	PIPE 45 DEG ELL 8 IN BY VARIOUS OUTPUT	\$26.00	\$24.00	\$23.00
2777	920-2030	PIPE 90 DEG ELL 8 IN BY VARIOUS OUTPUT	\$88.00	\$39.00	\$23.00
2778	920-2036	PIPE 90 DEG ELL 10 IN BY VARIOUS OUTPUT	\$174.00	\$59.00	\$21.00
2779	920-2040	PIPE 45 DEG ELL 12 IN BY VARIOUS OUTPUT	\$85.00	\$70.00	\$66.00
2780	920-2042	PIPE 90 DEG ELL 12 IN BY VARIOUS OUTPUT	\$212.00	\$70.00	\$24.00
2781	920-2109	PIPE TEE 4 IN BY VARIOUS OUTPUT	\$89.00	\$31.00	\$12.00
2782	920-2112	PIPE TEE 6 IN BY VARIOUS OUTPUT	\$74.00	\$26.00	\$10.00
2783	920-2115	PIPE TEE 8 IN BY VARIOUS OUTPUT	\$95.00	\$32.00	\$12.00
2784	920-2121	PIPE TEE 12 IN BY VARIOUS OUTPUT	\$234.00	\$228.00	\$228.00
2785	920-2168	PIPE WYE 12 IN BY VARIOUS OUTPUT	\$126.00	\$48.00	\$20.00
2786	920-2334	PIPE ADAPTER 6 FLANGE X F NPT	\$104.00	\$35.00	\$13.00
2787	920-2340	PIPE ADAPTER 8 FLANGE X F BAUER	\$26.00	\$23.00	\$20.00
2788	920-2341	PIPE ADAPTER 8 FLANGE X M BAUER	\$27.00	\$23.00	\$21.00
2789	920-2772	PIPE ADAPTER 4 F CAM X F NPT TYPE D	\$33.00	\$13.00	\$5.00
2790	920-3309	SUCTION HOSE STRAINER 4	\$148.00	\$50.00	\$17.00
2791	920-3312	SUCTION HOSE STRAINER 6	\$58.00	\$32.00	\$19.00
2792	920-3315	SUCTION HOSE STRAINER 8	\$123.00	\$42.00	\$14.00
2793	920-3509	WATER PIPE / HOSE MANIFOLD 4	\$244.00	\$82.00	\$29.00
2794	920-3512	WATER PIPE / HOSE MANIFOLD 6	\$302.00	\$114.00	\$39.00
2795	920-3515	WATER PIPE / HOSE MANIFOLD 8	\$383.00	\$122.00	\$41.00
2796	920-3521	WATER PIPE / HOSE MANIFOLD 12	\$573.00	\$206.00	\$84.00
2797	920-3610	PUMP CONTROL PANEL AUTOMATIC	\$147.00	\$49.00	\$16.00
2798	920-3620	PUMP CONTROL PANEL MANUAL	\$102.00	\$34.00	\$13.00
2799	920-3640	WATER PUMP FLOAT SWITCH SINGLE	\$37.00	\$13.00	\$5.00
2800	920-3650	SUBMERSIBLE PUMP RAFT	\$307.00	\$100.00	\$34.00
2801	920-3680	MAGNETIC GPM FLOW METER INDICATOR/TOTAL	\$459.00	\$153.00	\$51.00
2802	920-4215	GATE VALVE 4	\$124.00	\$82.00	\$29.00
2803	920-4220	GATE VALVE 6	\$229.00	\$77.00	\$26.00
2804	920-4225	GATE VALVE 8	\$138.00	\$52.00	\$20.00
2805	920-4230	GATE VALVE 10	\$109.00	\$37.00	\$32.00
2806	920-4235	GATE VALVE 12	\$117.00	\$40.00	\$14.00
2807	920-4340	CHECK VALVE 8	\$69.00	\$23.00	\$8.00
2808	920-4406	FLANGED BLEEDER VALVE 6	\$50.00	\$22.00	\$13.00
2809	920-6003	KANAFLEX SUCTION HOSE CAM CPLNG 2X20	\$59.00	\$20.00	\$7.00



**HERC RENTALS - CONTRACT 2019000318-5**  
**EXHIBIT A.2 - 2022 PLATINUM PRICING**

	<b>Cat Class</b>	<b>Description</b>	<b>Month</b>	<b>Week</b>	<b>Day</b>
2810	920-6006	KANAFLEX SUCTION HOSE CAM CPLNG 3X20	\$74.00	\$25.00	\$9.00
2811	920-6009	KANAFLEX SUCTION HOSE CAM CPLNG 4X20	\$103.00	\$35.00	\$12.00
2812	920-6011	KANAFLEX SUCTION HOSE CAM CPLNG 6X10	\$158.00	\$57.00	\$21.00
2813	920-6012	KANAFLEX SUCTION HOSE CAM CPLNG 6X20	\$257.00	\$97.00	\$39.00
2814	920-6014	KANAFLEX SUCTION HOSE CAM CPLNG 8X10	\$288.00	\$95.00	\$33.00
2815	920-6015	KANAFLEX SUCTION HOSE CAM CPLNG 8X20	\$437.00	\$153.00	\$50.00
2816	920-6029	KANAFLEX SUCTION HOSE BAUER CPLNG 4X20	\$158.00	\$53.00	\$18.00
2817	920-6032	KANAFLEX SUCTION HOSE BAUER CPLNG 6X20	\$264.00	\$87.00	\$31.00
2818	920-6035	KANAFLEX SUCTION HOSE BAUER CPLNG 8X20	\$389.00	\$158.00	\$73.00
2819	920-6040	KANAFLEX SUCTION HOSE BAUER CPLNG 12X10	\$401.00	\$135.00	\$46.00
2820	920-6041	KANAFLEX SUCTION HOSE BAUER CPLNG 12X20	\$745.00	\$248.00	\$85.00
2821	920-6203	PVC SUCTION HOSE CAM CPLNG 2X20	\$71.00	\$36.00	\$14.00
2822	920-6206	PVC SUCTION HOSE CAM CPLNG 3X20	\$104.00	\$46.00	\$18.00
2823	920-6209	PVC SUCTION HOSE CAM CPLNG 4X20	\$106.00	\$51.00	\$24.00
2824	920-6212	PVC SUCTION HOSE CAM CPLNG 6X20	\$140.00	\$49.00	\$16.00
2825	920-6400	RUBBER SUCTION HOSE CAM CPLNG 1X20	\$62.00	\$32.00	\$12.00
2826	920-6403	RUBBER SUCTION HOSE CAM CPLNG 2X20	\$69.00	\$34.00	\$15.00
2827	920-6406	RUBBER SUCTION HOSE CAM CPLNG 3X20	\$92.00	\$46.00	\$18.00
2828	920-6409	RUBBER SUCTION HOSE CAM CPLNG 4X20	\$484.00	\$162.00	\$55.00
2829	920-6411	RUBBER SUCTION HOSE CAM CPLNG 6X10	\$173.00	\$86.00	\$32.00
2830	920-6412	RUBBER SUCTION HOSE CAM CPLNG 6X20	\$236.00	\$114.00	\$50.00
2831	920-6429	RUBBER SUCTION HOSE BAUER CPLNG 4X20	\$372.00	\$124.00	\$41.00
2832	920-6432	RUBBER SUCTION HOSE BAUER CPLNG 6X20	\$203.00	\$89.00	\$44.00
2833	920-6434	RUBBER SUCTION HOSE BAUER CPLNG 8X10	\$221.00	\$109.00	\$56.00
2834	920-6435	RUBBER SUCTION HOSE BAUER CPLNG 8X20	\$483.00	\$169.00	\$86.00
2835	920-6437	RUBBER SUCTION HOSE BAUER CPLNG 10X10	\$485.00	\$169.00	\$86.00
2836	920-6440	RUBBER SUCTION HOSE BAUER CPLNG 12X10	\$330.00	\$122.00	\$50.00
2837	920-6482	RUBBER SUCTION HOSE VICT CPLNG 6X20	\$46.00	\$16.00	\$5.00
2838	920-6515	RUBBER SUCTION HOSE FLNG CPLNG 8X20	\$320.00	\$122.00	\$49.00
2839	920-6518	RUBBER SUCTION HOSE FLNG CPLNG 10X20	\$527.00	\$186.00	\$73.00
2840	920-6521	RUBBER SUCTION HOSE FLNG CPLNG 12X20	\$632.00	\$223.00	\$87.00
2841	920-6530	RUBBER SUCTION HOSE FLNG CPLNG 16X20	\$1,094.00	\$365.00	\$122.00
2842	920-6616	COMPOSITE DISCHARGE HOSE W/FLANGE 3X20	\$81.00	\$29.00	\$8.00
2843	920-6623	COMPOSITE DISCHARGE HOSE W/FLANGE 4X10	\$211.00	\$69.00	\$23.00
2844	920-6626	COMPOSITE DISCHARGE HOSE W/FLANGE 4X20	\$448.00	\$149.00	\$50.00
2845	920-6636	COMPOSITE DISCHARGE HOSE W/FLANGE 6X20	\$509.00	\$172.00	\$59.00
2846	920-6643	COMPOSITE DISCHARGE HOSE W/FLANGE 8X10	\$479.00	\$240.00	\$122.00
2847	920-6646	COMPOSITE DISCHARGE HOSE W/FLANGE 8X20	\$549.00	\$187.00	\$64.00
2848	920-6657	COMPOSITE DISCHARGE HOSE W/FLANGE 10X20	\$385.00	\$134.00	\$49.00
2849	920-6663	COMPOSITE DISCHARGE HOSE W/FLANGE 12X10	\$329.00	\$110.00	\$37.00
2850	920-6666	COMPOSITE DISCHARGE HOSE W/FLANGE 12X20	\$583.00	\$194.00	\$97.00
2851	920-6803	CANVAS FIRE HOSE 1-1/2X50	\$58.00	\$20.00	\$6.00
2852	920-6818	CANVAS FIRE HOSE 2-1/2X50	\$87.00	\$30.00	\$10.00
2853	920-6827	CANVAS FIRE HOSE 3X50	\$51.00	\$27.00	\$12.00
2854	920-7004	CHEMICAL HOSE W/SSTL CAMLOCK 1X20	\$135.00	\$45.00	\$16.00
2855	920-7014	CHEMICAL HOSE W/SSTL CAMLOCK 2X20	\$180.00	\$59.00	\$20.00
2856	920-7024	CHEMICAL HOSE W/SSTL CAMLOCK 3X20	\$225.00	\$63.00	\$23.00
2857	920-7034	CHEMICAL HOSE W/SSTL CAMLOCK 4X20	\$270.00	\$90.00	\$36.00
2858	920-7044	CHEMICAL HOSE W/SSTL CAMLOCK 6X20	\$315.00	\$108.00	\$41.00
2859	920-7054	CHEMICAL HOSE W/SSTL FLANGE 2X20	\$281.00	\$99.00	\$33.00
2860	920-7065	CHEMICAL HOSE W/SSTL FLANGE 3X20	\$413.00	\$139.00	\$48.00
2861	920-7074	CHEMICAL HOSE W/SSTL FLANGE 4X20	\$516.00	\$172.00	\$58.00
2862	920-7084	CHEMICAL HOSE W/SSTL FLANGE 6X20	\$605.00	\$203.00	\$67.00

## HERC RENTALS - CONTRACT 2019000318-5

## EXHIBIT A.2 - 2022 PLATINUM PRICING

	Cat Class	Description	Month	Week	Day
2863	920-7103	ORAFLEX DISCHARGE HOSE CAM CPLNG 2X50	\$91.00	\$39.00	\$17.00
2864	920-7106	ORAFLEX DISCHARGE HOSE CAM CPLNG 3X50	\$145.00	\$55.00	\$19.00
2865	920-7109	ORAFLEX DISCHARGE HOSE CAM CPLNG 4X50	\$131.00	\$52.00	\$21.00
2866	920-7118	ORAFLEX DISCHARGE HOSE CAM CPLNG 6X50	\$232.00	\$88.00	\$35.00
2867	920-7121	ORAFLEX DISCHARGE HOSE CAM CPLNG 8X50	\$607.00	\$223.00	\$80.00
2868	920-7129	ORAFLEX DISCHARGE HOSE BAUER CPLNG 4X50	\$122.00	\$61.00	\$41.00
2869	920-7132	ORAFLEX DISCHARGE HOSE BAUER CPLNG 6X50	\$162.00	\$97.00	\$49.00
2870	920-7135	ORAFLEX DISCHARGE HOSE BAUER CPLNG 8X50	\$447.00	\$171.00	\$69.00
2871	920-7218	ORAFLEX DISCHARGE HOSE FLNG CPLNG 10X50	\$353.00	\$126.00	\$47.00
2872	920-7303	PVC DISCHARGE HOSE CAM CPLNG 2X50	\$57.00	\$19.00	\$6.00
2873	920-7306	PVC DISCHARGE HOSE CAM CPLNG 3X50	\$86.00	\$29.00	\$10.00
2874	920-7309	PVC DISCHARGE HOSE CAM CPLNG 4X50	\$129.00	\$43.00	\$14.00
2875	920-7312	PVC DISCHARGE HOSE CAM CPLNG 6X50	\$282.00	\$132.00	\$52.00
2876	920-7341	PVC DISCHARGE HOSE BAUER CPLNG 12X50	\$725.00	\$241.00	\$81.00
2877	920-7402	RUBBER DISCHARGE HOSE CAM CPLNG 2X25	\$37.00	\$18.00	\$10.00
2878	920-7403	RUBBER DISCHARGE HOSE CAM CPLNG 2X50	\$64.00	\$30.00	\$14.00
2879	920-7406	RUBBER DISCHARGE HOSE CAM CPLNG 3X50	\$75.00	\$28.00	\$13.00
2880	920-7408	RUBBER DISCHARGE HOSE CAM CPLNG 4X25	\$71.00	\$30.00	\$12.00
2881	920-7409	RUBBER DISCHARGE HOSE CAM CPLNG 4X50	\$139.00	\$59.00	\$25.00
2882	920-7412	RUBBER DISCHARGE HOSE CAM CPLNG 6X50	\$332.00	\$135.00	\$64.00
2883	920-7435	RUBBER DISCHARGE HOSE BAUER CPLNG 8X50	\$298.00	\$113.00	\$48.00
2884	920-7455	RUBBER DISCHARGE HOSE PIN CPLNG 3X25	\$53.00	\$20.00	\$8.00
2885	920-7515	RUBBER DISCHARGE HOSE FLNG CPLNG 8X50	\$871.00	\$292.00	\$97.00
2886	920-7518	RUBBER DISCHARGE HOSE FLNG CPLNG 10X50	\$890.00	\$291.00	\$98.00
2887	920-7521	RUBBER DISCHARGE HOSE FLNG CPLNG 12X50	\$1,458.00	\$486.00	\$162.00
2888	920-7705	OIL SUCT/DISCH HOSE FLNG CPLNG 2X20	\$308.00	\$104.00	\$35.00
2889	920-7715	OIL SUCT/DISCH HOSE FLNG CPLNG 3X20	\$350.00	\$117.00	\$38.00
2890	920-7720	OIL SUCT/DISCH HOSE 4XSPECIAL LE	\$352.00	\$119.00	\$41.00
2891	920-7725	OIL SUCT/DISCH HOSE FLNG CPLNG 4X20	\$203.00	\$108.00	\$54.00
2892	920-7735	OIL SUCT/DISCH HOSE FLNG CPLNG 6X20	\$360.00	\$171.00	\$57.00
2893	920-7745	OIL SUCT/DISCH HOSE FLNG CPLNG 8X20	\$450.00	\$193.00	\$65.00
2894	920-7755	OIL SUCT/DISCH HOSE FLNG CPLNG 10X20	\$540.00	\$248.00	\$83.00
2895	920-7762	OIL SUCT/DISCH HOSE FLNG CPLNG 12X10	\$630.00	\$285.00	\$96.00
2896	920-7765	OIL SUCT/DISCH HOSE FLNG CPLNG 12X20	\$926.00	\$309.00	\$104.00
2897	920-7772	OIL SUCT/DISCH HOSE FLNG CPLNG 14X10	\$928.00	\$311.00	\$104.00
2898	920-7903	STAINLESS STEEL HOSE MNPT CPLNG 3/4X50	\$91.00	\$31.00	\$10.00
2899	920-7905	STAINLESS STEEL HOSE 1X20	\$79.00	\$40.00	\$14.00
2900	920-7910	STAINLESS STEEL HOSE 1X50	\$145.00	\$59.00	\$23.00
2901	920-7915	STAINLESS STEEL HOSE 2X20	\$289.00	\$98.00	\$33.00
2902	920-7916	STAINLESS STEEL HOSE 2X20 W/300# FLNG	\$329.00	\$110.00	\$37.00
2903	920-7925	STAINLESS STEEL HOSE 3X20	\$347.00	\$115.00	\$38.00
2904	920-7933	STAINLESS STEEL HOSE 4X10	\$191.00	\$64.00	\$21.00
2905	920-7935	STAINLESS STEEL HOSE 4X20	\$445.00	\$149.00	\$50.00
2906	920-7943	STAINLESS STEEL HOSE 6X10	\$547.00	\$183.00	\$61.00
2907	920-7945	STAINLESS STEEL HOSE 6X20	\$589.00	\$198.00	\$66.00
2908	920-7955	STAINLESS STEEL HOSE 8X20	\$712.00	\$239.00	\$83.00
2909	920-7975	STAINLESS STEEL HOSE 12X20	\$760.00	\$261.00	\$86.00
2910	920-8144	HYDRAULIC HOSE 1X50	\$285.00	\$95.00	\$32.00
2911	920-8154	HYDRAULIC HOSE 1-1/4X50	\$198.00	\$68.00	\$23.00
2912	920-8164	HYDRAULIC HOSE 1-1/2X50	\$253.00	\$84.00	\$30.00
2913	920-8225	CARBON STEEL HOSE W/FLANGE 6X20	\$290.00	\$149.00	\$75.00
2914	920-8230	CARBON STEEL HOSE W/FLANGE 8X20	\$377.00	\$194.00	\$97.00
2915	920-8458	RUBBER WATER HOSE W/GH FTGS 3/4X50	\$43.00	\$14.00	\$5.00

**HERC RENTALS - CONTRACT 2019000318-5**  
**EXHIBIT A.2 - 2022 PLATINUM PRICING**

	<b>Cat Class</b>	<b>Description</b>	<b>Month</b>	<b>Week</b>	<b>Day</b>
2916	920-9012	SINGLE SIZE TEST PIPE PLUG 8	\$32.00	\$13.00	\$4.00
2917	920-9024	SINGLE SIZE TEST PIPE PLUG 24	\$648.00	\$215.00	\$73.00
2918	920-9062	MULTI SIZE TEST BALL UP TO 12	\$408.00	\$135.00	\$48.00
2919	920-9066	MULTI SIZE TEST BALL UP TO 18	\$446.00	\$149.00	\$50.00
2920	920-9068	MULTI SIZE TEST BALL UP TO 24	\$151.00	\$51.00	\$18.00
2921	920-9072	MULTI SIZE TEST BALL UP TO 36	\$146.00	\$54.00	\$19.00
2922	920-9074	MULTI SIZE TEST BALL UP TO 48	\$2,127.00	\$709.00	\$215.00
2923	920-9162	TEST BALL LIFT LINE W/HOSE & GAUGES	\$256.00	\$86.00	\$29.00
2924	921-1088	PCS OF ALUM PIPE 8X40 VICTAULIC	\$373.00	\$183.00	\$63.00
2925	921-1128	PCS OF ALUM PIPE 12X40 VICTAULIC	\$478.00	\$239.00	\$77.00
2926	921-1518	PCS OF CERTALOK PVC PIPING 6X20	\$12.00	\$12.00	\$5.00
2927	921-1568	PCS OF CERTALOK PVC PIPING 12X20	\$34.00	\$17.00	\$13.00
2928	921-1814	FT OF FUSEABLE HDPE PIPE 8	\$6.00	\$3.00	\$3.00
2929	921-1816	FT OF FUSEABLE HDPE PIPE 10	\$6.00	\$3.00	\$3.00
2930	921-1818	FT OF FUSEABLE HDPE PIPE 12	\$6.00	\$3.00	\$3.00
2931	921-1820	FT OF FUSEABLE HDPE PIPE 14	\$6.00	\$3.00	\$3.00
2932	921-1822	FT OF FUSEABLE HDPE PIPE 16	\$6.00	\$3.00	\$3.00
2933	921-1824	FT OF FUSEABLE HDPE PIPE 18	\$6.00	\$3.00	\$3.00
2934	921-1826	FT OF FUSEABLE HDPE PIPE 20	\$6.00	\$3.00	\$3.00
2935	921-1854	HDPE PIPE W/BAUER CPLNG 6X20	\$59.00	\$27.00	\$14.00
2936	921-1862	HDPE PIPE W/BAUER CPLNG 8X20	\$69.00	\$32.00	\$16.00
2937	921-1924	HDPE PIPE W/FLANGE CPLNGS 8X40	\$108.00	\$36.00	\$18.00
2938	921-1942	HDPE PIPE W/FLANGE CPLNG 12X40	\$135.00	\$57.00	\$27.00
2939	921-1986	HDPE PIPE W/FLANGE CPLNG 24X50	\$1,125.00	\$450.00	\$158.00
2940	921-2150	HDPE FLOAT TEE PIPE W/STRAINER 4	\$89.00	\$32.00	\$13.00
2941	921-2152	HDPE FLOAT TEE PIPE W/ STRAINER 6	\$114.00	\$37.00	\$13.00
2942	921-2156	HDPE FLOAT TEE PIPE W/ STRAINER 12	\$165.00	\$56.00	\$22.00
2943	921-2164	HDPE FLOAT TEE PIPE W/ STRAINER 20	\$124.00	\$46.00	\$27.00
2944	921-2168	HDPE FLOAT TEE PIPE W/ STRAINER 24	\$256.00	\$105.00	\$65.00
2945	921-2180	HDPE FLOAT PIPE W/8 STRNR 8 FLNG	\$232.00	\$78.00	\$27.00
2946	921-2188	HDPE RDC FLOAT PIPE W/16 STRNR 14 FLNG	\$382.00	\$128.00	\$41.00
2947	921-2192	HDPE RDC FLOAT PIPE W/18 STRNR 12 FLNG	\$166.00	\$57.00	\$26.00
2948	921-2228	HDPE FITTING 12X90 DEG	\$170.00	\$99.00	\$50.00
2949	921-2238	HDPE FITTING 18X90 DEG	\$864.00	\$287.00	\$96.00
2950	921-2270	HDPE TEE 12 INPUT BY VARIOUS OUTPUT	\$1,533.00	\$511.00	\$171.00
2951	921-2530	PCS GALV STL PIPE W/BAUER CPLNG 8X20	\$67.00	\$60.00	\$57.00
2952	921-2546	PCS GALV STL PIPE W/BAUER CPLNG 12X10	\$54.00	\$47.00	\$47.00
2953	921-2584	BAUER ELBOW 6X45 DEG	\$122.00	\$41.00	\$14.00
2954	921-2586	BAUER ELBOW 6X90 DEG	\$125.00	\$43.00	\$14.00
2955	925-1714	AIR HOSE ASSY 3/8X50 CRWFT CPLNG	\$44.00	\$14.00	\$5.00
2956	925-1715	AIR HOSE ASSY 3/8X50 QD CPLNG	\$53.00	\$25.00	\$10.00
2957	925-1734	AIR HOSE ASSY 3/4X50 CRWFT CPLNG	\$57.00	\$19.00	\$6.00
2958	925-1735	AIR HOSE ASSY 3/4X50 THOR CPLNG	\$77.00	\$46.00	\$16.00
2959	925-1802	AIR HOSE ASSY 2X25	\$81.00	\$27.00	\$9.00
2960	925-1808	AIR HOSE ASSY 2X25 HI PRESSURE	\$81.00	\$27.00	\$9.00
2961	925-1811	AIR HOSE ASSY 2X50	\$113.00	\$41.00	\$14.00
2962	925-1814	AIR HOSE ASSY 2X50 HI PRESSURE	\$113.00	\$41.00	\$14.00
2963	925-1823	AIR HOSE ASSY 3X25	\$151.00	\$54.00	\$18.00
2964	925-1829	AIR HOSE ASSY 3X25 HI PRESSURE	\$151.00	\$54.00	\$23.00
2965	925-1832	AIR HOSE ASSY 3X50	\$180.00	\$72.00	\$32.00
2966	925-1835	AIR HOSE ASSY 3X50 HI PRESSURE	\$180.00	\$72.00	\$32.00
2967	925-2019	WHIP HOSE W/INLINE OILER 1/2	\$35.00	\$14.00	\$6.00
2968	925-2103	WHIPCHECK CABLE H/H 1/2 TO 1-1/4	\$24.00	\$14.00	\$7.00

**HERC RENTALS - CONTRACT 2019000318-5**  
**EXHIBIT A.2 - 2022 PLATINUM PRICING**

	<b>Cat Class</b>	<b>Description</b>	<b>Month</b>	<b>Week</b>	<b>Day</b>
2969	925-2173	AIR MANIFOLD 15 GAL W/8 OUTLETS	\$301.00	\$105.00	\$34.00
2970	925-3109	PEDESTAL FAN 30"	\$244.00	\$112.00	\$32.00
2971	925-3123	ROUND FLOOR FAN 36	\$344.00	\$121.00	\$44.00
2972	925-3126	ROUND FLOOR FAN 42	\$304.00	\$146.00	\$53.00
2973	925-3129	ROUND FLOOR FAN 48	\$367.00	\$147.00	\$52.00
2974	925-3210	AIRMOVER AXIAL VENT BLOWER 12 IN ELEC	\$256.00	\$113.00	\$29.00
2975	925-3250	AIRMOVER LOW PROFILE FAN	\$183.00	\$81.00	\$21.00
2976	925-3260	AIRMOVER CARPET DRYER	\$183.00	\$81.00	\$21.00
2977	925-3263	AXIAL FAN 25"	\$353.00	\$134.00	\$45.00
2978	925-3265	HI VELOCITY AXIAL FAN 24-25"	\$183.00	\$61.00	\$21.00
2979	925-3310	HEPA AIR SCRUBBER 500CFM	\$547.00	\$214.00	\$57.00
2980	925-3312	HEPA AIR SCRUBBER 750CFM	\$621.00	\$275.00	\$68.00
2981	925-3314	HEPA AIR SCRUBBER 1200 TO 1400CFM	\$689.00	\$306.00	\$81.00
2982	925-3316	HEPA AIR SCRUBBER 2000CFM	\$1,013.00	\$352.00	\$97.00
2983	925-3318	HEPA AIR SCRUBBER 2400CFM	\$1,013.00	\$352.00	\$97.00
2984	925-3352	DEHUMIDIFIER LGR 60-80 PPD ELEC	\$345.00	\$153.00	\$41.00
2985	925-3354	DEHUMIDIFIER LGR 130-200 PPD ELEC	\$536.00	\$268.00	\$57.00
2986	925-3456	LPG/NG HEATER HOSE 1X50	\$86.00	\$31.00	\$12.00
2987	925-3523	PROPANE RADIANT HEATER TANK TOP	\$27.00	\$14.00	\$9.00
2988	925-4030	HEATER DUCT BLK 12X25 6P 300DEG	\$97.00	\$49.00	\$24.00
2989	925-4125	HVAC DUCTING BLK 12X15 6P	\$54.00	\$23.00	\$9.00
2990	925-4130	HVAC DUCTING BLK 12X25 6P	\$68.00	\$27.00	\$12.00
2991	925-4145	HVAC DUCTING BLK 16X15 6P	\$90.00	\$36.00	\$14.00
2992	925-4150	HVAC DUCTING BLK 16X25 6P	\$90.00	\$36.00	\$14.00
2993	925-4155	HVAC DUCTING BLK 20X15 6P	\$90.00	\$36.00	\$14.00
2994	925-4160	HVAC DUCTING BLK 20X25 6P	\$162.00	\$54.00	\$18.00
2995	925-4170	HVAC DUCTING BLK 24X25 6P	\$162.00	\$54.00	\$18.00
2996	925-4230	HI HEAT DUCT BLK 12X25 6P 400/500 DEG	\$67.00	\$28.00	\$13.00
2997	925-4250	HI HEAT DUCT BLK 16X25 6P 400/500 DEG	\$162.00	\$81.00	\$41.00
2998	925-4260	HI HEAT DUCT BLK 20X25 6P 400/500 DEG	\$256.00	\$102.00	\$37.00
2999	925-4300	HVAC DUCTING YLW 8X15 6P	\$54.00	\$23.00	\$9.00
3000	925-4305	HVAC DUCTING YLW 8X25 6P	\$54.00	\$23.00	\$9.00
3001	925-4330	HVAC DUCTING YLW 12X25 6P	\$68.00	\$27.00	\$12.00
3002	925-4340	HVAC DUCTING YLW 14X25 6P	\$122.00	\$41.00	\$14.00
3003	925-4350	HVAC DUCTING YLW 16X25 6P	\$122.00	\$41.00	\$14.00
3004	925-4360	HVAC DUCTING YLW 20X25 6P	\$176.00	\$59.00	\$18.00
3005	925-4365	HVAC DUCTING YLW 24X25 6P	\$176.00	\$59.00	\$18.00
3006	925-4398	HVAC DUCTING WHT 8X8	\$5.00	\$5.00	\$5.00
3007	925-4400	HVAC DUCTING WHT 8X15 6P	\$54.00	\$23.00	\$9.00
3008	925-4405	HVAC DUCTING WHT 8X25 6P	\$54.00	\$23.00	\$9.00
3009	925-4412	HVAC DUCTING WHT 10X25	\$54.00	\$23.00	\$9.00
3010	925-4416	HVAC DUCTING WHT 12X8 4P	\$5.00	\$5.00	\$5.00
3011	925-4420	HVAC DUCTING WHT 12X10 6P	\$54.00	\$23.00	\$9.00
3012	925-4421	HVAC DUCTING WHT 12X10 SOLID	\$54.00	\$23.00	\$9.00
3013	925-4430	HVAC DUCTING WHT 12X25 6P	\$68.00	\$27.00	\$12.00
3014	925-4432	HVAC DUCTING WHT/WHT 12X25 4P	\$68.00	\$27.00	\$12.00
3015	925-4440	HVAC DUCTING WHT 14X25 6P	\$122.00	\$41.00	\$14.00
3016	925-4443	HVAC DUCTING WHT 16X8 6P	\$5.00	\$5.00	\$5.00
3017	925-4445	HVAC DUCTING WHT 16X15 6P	\$122.00	\$41.00	\$14.00
3018	925-4450	HVAC DUCTING WHT 16X25 6P	\$122.00	\$41.00	\$14.00
3019	925-4453	HVAC DUCTING WHT 18X25 6P	\$122.00	\$41.00	\$14.00
3020	925-4454	HVAC DUCTING WHT 20X10 7P	\$122.00	\$41.00	\$14.00
3021	925-4455	HVAC DUCTING WHT 20X15 6P	\$122.00	\$41.00	\$14.00

**HERC RENTALS - CONTRACT 2019000318-5  
EXHIBIT A.2 - 2022 PLATINUM PRICING**

	<b>Cat Class</b>	<b>Description</b>	<b>Month</b>	<b>Week</b>	<b>Day</b>
3022	925-4456	HVAC DUCTING WHT 20X15 3P	\$122.00	\$41.00	\$14.00
3023	925-4460	HVAC DUCTING WHT 20X25 6P	\$176.00	\$59.00	\$18.00
3024	925-4462	HVAC DUCTING WHT/WHT 20X25 4P	\$176.00	\$59.00	\$18.00
3025	925-4465	HVAC DUCTING BLUE 20X25 3P	\$176.00	\$59.00	\$18.00
3026	925-4470	HVAC DUCTING BLUE 24X20 4P	\$176.00	\$59.00	\$18.00
3027	925-4552	HVAC DUCT WYE ADAPTER 20	\$158.00	\$55.00	\$19.00
3028	925-4663	HVAC DUCT WYE ADAPTER 20"X12"X12	\$53.00	\$30.00	\$19.00
3029	925-4990	CEILING TILE 24X24 F/8 DUCT	\$5.00	\$5.00	\$5.00
3030	925-5100	CEILING TILE ONLY 24X24 USED FOR 12IN DU	\$5.00	\$5.00	\$5.00
3031	925-5105	CEILING TILE KIT 24X24 WITH 12IN DUCT	\$9.00	\$9.00	\$9.00
3032	925-5110	CEILING TILE 24X24 USED FOR 16IN DUCT	\$5.00	\$5.00	\$5.00
3033	925-5115	CEILING TILE KIT 24X24 WITH 16IN DUCT	\$9.00	\$9.00	\$9.00
3034	930-0100	TRASH CHUTE 30X4	\$72.00	\$35.00	\$17.00
3035	930-2016	MULTI POSITION CART F/ROTARY HAMMER	\$304.00	\$86.00	\$29.00
3036	930-2070	UTILITY CART/TRAILER NHS 4X6	\$160.00	\$86.00	\$30.00
3037	930-2073	TILT DEBRIS CART 1/2 CU YD	\$243.00	\$84.00	\$29.00
3038	930-2076	TILT DEBRIS CART 1 CU YD	\$302.00	\$115.00	\$32.00
3039	930-2078	DRYWALL/PANEL CART	\$212.00	\$74.00	\$25.00
3040	930-2220	HAND DOLLY W/O STRAP 400-700# CAP	\$48.00	\$23.00	\$12.00
3041	930-2222	APPLIANCE DOLLY W/STRAP 500-700# CAP	\$93.00	\$38.00	\$17.00
3042	930-2236	FURNITURE/PIANO DOLLY 4 SWIVEL WHEEL	\$99.00	\$45.00	\$18.00
3043	930-2274	PALLET JACK	\$194.00	\$70.00	\$23.00
3044	930-3006	HYDRAULIC BOTTLE JACK 12T	\$59.00	\$20.00	\$6.00
3045	930-3015	HYDRAULIC BOTTLE JACK 22T	\$87.00	\$29.00	\$10.00
3046	930-3060	HYDRAULIC TOE JACK 10T	\$183.00	\$61.00	\$24.00
3047	930-3076	SCREW BOTTLE JACK 20 TON	\$87.00	\$29.00	\$10.00
3048	930-3404	BEAM CLAMP F/4-12 BEAM 3T CAP	\$220.00	\$79.00	\$30.00
3049	930-3406	BEAM CLAMP F/4-12 BEAM 5T CAP	\$316.00	\$107.00	\$36.00
3050	930-4016	ALUMINUM EXTENSION LADDER 32	\$219.00	\$73.00	\$24.00
3051	930-4020	ALUMINUM EXTENSION LADDER 40	\$292.00	\$97.00	\$32.00
3052	930-4068	WIDE STANCE ADJ LEG FBR EXT LADDER 24FT	\$230.00	\$77.00	\$27.00
3053	930-4072	WIDE STANCE ADJ LEG FBR EXT LADDER 28FT	\$230.00	\$77.00	\$27.00
3054	930-4074	FIBERGLASS EXTENSION LADDER 32	\$256.00	\$86.00	\$29.00
3055	930-4082	FIBERGLASS EXTENSION LADDER 40	\$365.00	\$122.00	\$41.00
3056	930-4084	WIDE STANCE ADJ LEG FBR EXT LADDER 40FT	\$401.00	\$135.00	\$45.00
3057	930-4162	FIBERGLASS STEP LADDER 12	\$256.00	\$86.00	\$29.00
3058	930-4166	FIBERGLASS STEP LADDER 16	\$365.00	\$122.00	\$41.00
3059	930-4244	FIBERGLASS STEP LADDER W/CAGE 4FT	\$153.00	\$54.00	\$18.00
3060	930-4246	FIBERGLASS STEP LADDER W/CAGE 6FT	\$153.00	\$54.00	\$18.00
3061	930-4248	FIBERGLASS STEP LADDER W/CAGE 8FT	\$194.00	\$68.00	\$23.00
3062	930-4250	FIBERGLASS STEP LADDER W/CAGE 10FT	\$230.00	\$77.00	\$27.00
3063	930-4252	ADJ FBR STEP CAGE LADDER W/WHL 5-9FT	\$221.00	\$72.00	\$23.00
3064	930-4254	ADJ FBR STEP CAGE LADDER W/WHL 8-14FT	\$243.00	\$81.00	\$27.00
3065	930-4256	SECTIONS OF TANK LADDER 5	\$45.00	\$16.00	\$8.00
3066	930-4310	ALUMINUM LADDER PLANK 16	\$183.00	\$61.00	\$21.00
3067	930-4312	ALUMINUM LADDER PLANK 20	\$210.00	\$73.00	\$26.00
3068	930-4314	ALUMINUM LADDER PLANK 24	\$256.00	\$86.00	\$29.00
3069	930-6010	SET OF PALLET FORKS 72 CL2	\$249.00	\$88.00	\$37.00
3070	930-6030	SET OF PALLET FORKS 72 CL3	\$220.00	\$98.00	\$40.00
3071	930-6036	SET OF PALLET FORKS 96 CL3	\$245.00	\$90.00	\$32.00
3072	930-6073	FORK EXTENSION 72	\$195.00	\$69.00	\$27.00
3073	930-6076	FORK EXTENSION 96 (BLUE)	\$159.00	\$59.00	\$20.00
3074	930-6080	SET OF PALLET FORKS F/BUCKETS	\$217.00	\$89.00	\$34.00

**HERC RENTALS - CONTRACT 2019000318-5**  
**EXHIBIT A.2 - 2022 PLATINUM PRICING**

	<b>Cat Class</b>	<b>Description</b>	<b>Month</b>	<b>Week</b>	<b>Day</b>
3075	930-6095	CARPET POLE ATTACHMENT	\$198.00	\$69.00	\$22.00
3076	930-6140	TELEHANDLER BLOCK FORK 48	\$117.00	\$55.00	\$26.00
3077	930-6160	SKIDSTEER FORK FRAME CL2	\$275.00	\$112.00	\$38.00
3078	930-6164	SKIDSTEER FRAME & FORK SET 42	\$286.00	\$97.00	\$41.00
3079	930-6166	SKIDSTEER FRAME & FORK SET 48 CL2	\$225.00	\$95.00	\$38.00
3080	930-6250	LIFT-N-TOW F/FORKLIFT VAR CAP 4-10K HOOK	\$122.00	\$65.00	\$16.00
3081	930-6252	SWIVEL LIFTING HOOK F/FORKLIFT VAR CAP	\$470.00	\$185.00	\$66.00
3082	930-6260	BOOM ARM F/HANDLER 8-15 4K MAX	\$648.00	\$203.00	\$97.00
3083	930-6265	TELESCOPING BOOM F/FORKLIFT 42-139	\$566.00	\$199.00	\$77.00
3084	930-6267	AERIAL LIFT CRIBBING BLOCK 0-8 STEP	\$135.00	\$45.00	\$23.00
3085	930-6272	GLASS PANEL CRADLE KIT F/BOOM LIFT	\$148.00	\$75.00	\$33.00
3086	930-6281	PLATFORM RAIL PADDING F/AERIAL LIFT	\$108.00	\$108.00	\$108.00
3087	930-6510	SOLID TIRE F/SKIDSTEER	\$370.00	\$150.00	\$62.00
3088	930-6524	TURF/FLOAT TIRE F/TELEHANDLER	\$304.00	\$150.00	\$34.00
3089	930-7636	FORK SLIP ON BUCKET SMOOTH 72IN 1-1/2YD	\$291.00	\$101.00	\$25.00
3090	930-7642	FORK SLIP ON BUCKET SMOOTH 96IN 1-3/4YD	\$267.00	\$102.00	\$41.00
3091	930-7761	SKIDSTEER/CRAWLER BUCKET SMOOTH 66-68IN	\$324.00	\$131.00	\$46.00
3092	930-7763	SKIDSTEER/CRAWLER BUCKET SMOOTH 72-74IN	\$324.00	\$131.00	\$46.00
3093	930-7778	SKIDSTEER/CRAWLER BUCKET TOOTH 66-68IN	\$324.00	\$131.00	\$46.00
3094	930-7781	SKIDSTEER/CRAWLER BUCKET TOOTH 72-74IN	\$324.00	\$131.00	\$46.00
3095	930-7796	SKIDSTEER SCREENING RAKE/BUCKET 72-78	\$324.00	\$131.00	\$46.00
3096	930-7912	EXCAVATOR THUMB ATTACHMENT HYDRAULIC	\$324.00	\$131.00	\$46.00
3097	930-9110	GROUND PROTECTION MAT 4X8 DUAL SIDE	\$45.00	\$32.00	\$16.00
3098	930-9115	GROUND PROTECTION MAT 10X7 DUAL SIDE	\$94.00	\$43.00	\$33.00
3099	930-9117	GROUND PROTECTION MAT HD 14X7 DUAL SIDE	\$97.00	\$45.00	\$37.00
3100	930-9130	GROUND PROTECTION MAT TOOL KIT	\$158.00	\$56.00	\$20.00
3101	930-9140	GROUND MAT RAMP F/10X7 36 UNDER FLANGE	\$16.00	\$8.00	\$5.00
3102	930-9141	GROUND MAT RAMP F/10X7 36 OVER FLANGE	\$16.00	\$8.00	\$5.00
3103	930-9522	SUCTION CUP 8	\$77.00	\$37.00	\$17.00
3104	931-5002	SCAFFOLD STEP FRAME 1-5/8 5X3	\$25.00	\$10.00	\$5.00
3105	931-5004	SCAFFOLD STEP FRAME 1-5/8 5X5	\$23.00	\$13.00	\$8.00
3106	931-5028	SCAFFOLD LADDER FRAME 1-5/8 28X6	\$26.00	\$10.00	\$5.00
3107	931-5035	SCAFFOLD WALK THRU FRAME 1-5/8 5X6.5	\$22.00	\$7.00	\$5.00
3108	931-5050	SCAFFOLD CROSS BRACE W/HOLE 7X27 SPACE	\$9.00	\$5.00	\$2.00
3109	931-5054	SCAFFOLD CROSS BRACE W/HOLE 10X27 SPACE	\$8.00	\$4.00	\$1.00
3110	931-5056	SCAFFOLD CROSS BRACE W/NOTCH 10X27 SPACE	\$10.00	\$6.00	\$5.00
3111	931-5092	SCAFFOLD OUTRIGGER 30	\$10.00	\$6.00	\$3.00
3112	931-5103	SCAFFOLD LEVELING JACK W/O BASE PLATE	\$11.00	\$5.00	\$4.00
3113	931-5106	SCAFFOLD LEVELING JACK W/BASE PLATE	\$14.00	\$8.00	\$6.00
3114	931-5142	SCAFFOLD END SAFETY PANEL W/TOEBOARD 5	\$11.00	\$6.00	\$3.00
3115	931-5146	SCAFFOLD SIDE SAFETY PANEL 7	\$14.00	\$7.00	\$3.00
3116	931-5148	SCAFFOLD SIDE SAFETY PANEL 10	\$11.00	\$6.00	\$3.00
3117	931-5156	SCAFFOLD SIDE TOEBOARD 7	\$10.00	\$4.00	\$2.00
3118	931-5160	SCAFFOLD SIDE TOEBOARD 10	\$14.00	\$5.00	\$2.00
3119	931-5176	SCAFFOLD CASTER 8	\$15.00	\$8.00	\$5.00
3120	931-5190	SHORING POST ADJ 6-10 FT	\$63.00	\$35.00	\$17.00
3121	931-5193	SHORING POST ADJ 7-11 FT	\$62.00	\$37.00	\$18.00
3122	931-5210	SCAFFOLD WALKBOARD 7	\$28.00	\$11.00	\$5.00
3123	931-5215	SCAFFOLD WALKBOARD 10	\$36.00	\$18.00	\$10.00
3124	931-5250	UTILITY SCAFFOLD FRAME 65X29	\$28.00	\$14.00	\$9.00
3125	931-5252	UTILITY SCAFFOLD ARM BRACE 6	\$22.00	\$11.00	\$6.00
3126	931-5254	UTILITY SCAFFOLD CASTER 5	\$8.00	\$3.00	\$2.00
3127	931-5260	UTILITY SCAFFOLD DECK WOOD 6	\$27.00	\$15.00	\$7.00



**HERC RENTALS - CONTRACT 2019000318-5**  
**EXHIBIT A.2 - 2022 PLATINUM PRICING**

	<b>Cat Class</b>	<b>Description</b>	<b>Month</b>	<b>Week</b>	<b>Day</b>
3128	931-5408	EA POLE F/ALUM PUMP JACK SYST 24	\$105.00	\$41.00	\$14.00
3129	931-5410	EA PUMP JACK F/ALUM PUMP JACK SYST	\$149.00	\$59.00	\$15.00
3130	931-5423	NEST ALUM LADDER PLANK 20X16	\$197.00	\$79.00	\$20.00
3131	931-5426	NEST ALUM LADDER PLANK 20X24	\$215.00	\$88.00	\$24.00
3132	940-0160	CABLE 10/4 50FT 30A	\$29.00	\$10.00	\$4.00
3133	940-0265	CABLE 8/5 50FT BARE	\$28.00	\$10.00	\$10.00
3134	940-0516	CABLE 2 50FT CAMLOCK 5 BANDED	\$136.00	\$66.00	\$29.00
3135	940-0570	FEMALE PIGTAIL 2 UNDER 10FT	\$36.00	\$18.00	\$6.00
3136	940-0571	FEMALE PIGTAIL 2 UNDER 10FT 5 BANDED	\$36.00	\$18.00	\$6.00
3137	940-0575	MALE PIGTAIL 2 UNDER 10FT	\$36.00	\$18.00	\$6.00
3138	940-0576	MALE PIGTAIL 2 UNDER 10FT 5 BANDED	\$36.00	\$18.00	\$6.00
3139	940-0715	CABLE 2/0 50FT CAMLOCK	\$130.00	\$62.00	\$24.00
3140	940-0720	CABLE 2/0 100FT CAMLOCK	\$205.00	\$96.00	\$41.00
3141	940-0770	FEMALE PIGTAIL 2/0 UNDER 10FT	\$13.00	\$6.00	\$3.00
3142	940-0775	MALE PIGTAIL 2/0 UNDER 10FT	\$13.00	\$6.00	\$3.00
3143	940-0810	CABLE 4/0 25FT CAMLOCK	\$22.00	\$9.00	\$8.00
3144	940-0815	CABLE 4/0 50FT CAMLOCK	\$113.00	\$59.00	\$21.00
3145	940-0820	CABLE 4/0 100FT CAMLOCK	\$119.00	\$60.00	\$30.00
3146	940-0870	FEMALE PIGTAIL 4/0 UNDER 10FT	\$14.00	\$6.00	\$2.00
3147	940-0880	MALE PIGTAIL 4/0 UNDER 10FT	\$14.00	\$6.00	\$2.00
3148	940-2120	DISTRO BOX 100A CAM SET IN/5X20A OUT	\$405.00	\$162.00	\$65.00
3149	940-2123	DISTRO BOX 100A CAM SET IN/12X20A OUT	\$231.00	\$100.00	\$57.00
3150	940-2256	DISTRO BOX 200A CAM SET IN/6X50A CS	\$405.00	\$162.00	\$65.00
3151	940-2305	DISTRO BOX 400A CAM SET IN/6X50A CS	\$642.00	\$323.00	\$85.00
3152	940-2312	DISTRO BOX 400A CAM SET IN/10X50A CS	\$995.00	\$504.00	\$174.00
3153	940-2514	SPIDER BOX CABLE 6/4 50FT 50A CS	\$121.00	\$56.00	\$20.00
3154	940-2516	SPIDER BOX CABLE 6/4 100FT 50A CS	\$224.00	\$107.00	\$36.00
3155	940-2520	SPIDER BOX 50A CS IN/6X20A STR/1X30A TL	\$181.00	\$92.00	\$32.00
3156	940-2610	QUAD BOX STRING 3 BOX 20A 50' W/L2120	\$165.00	\$50.00	\$21.00
3157	940-2626	QUAD BOX STRING 3 BOX 30A 50' W/L2130	\$286.00	\$94.00	\$33.00
3158	940-2640	QUAD BOX CABLE 12/5 50FT L2120	\$82.00	\$33.00	\$13.00
3159	940-2642	QUAD BOX CABLE 12/5 100FT L2120	\$122.00	\$46.00	\$24.00
3160	940-2652	QUAD BOX CABLE 10/5 50FT L2130	\$82.00	\$32.00	\$13.00
3161	940-2654	QUAD BOX CABLE 10/5 100FT L2130	\$161.00	\$49.00	\$21.00
3162	940-2714	EXTENSION CORD 12/3 50FT	\$43.00	\$20.00	\$11.00
3163	940-2716	EXTENSION CORD 12/3 100FT	\$56.00	\$23.00	\$10.00
3164	940-2724	EXTENSION CORD 10/3 50FT 15AMP NEMA 5-15	\$57.00	\$22.00	\$9.00
3165	940-2970	CABLE RAMP	\$59.00	\$26.00	\$14.00
3166	940-5000	DRONE BATTERY 1 (RR)	\$605.00	\$151.00	\$38.00
3167	940-5020	DRONE BATTERY 2 (RR)	\$302.00	\$76.00	\$19.00
3168	940-5040	DRONE BATTERY 3	\$151.00	\$38.00	\$10.00
3169	940-5060	DRONE ACCESSORY 1 (RR)	\$189.00	\$42.00	\$14.00
3170	940-5080	DRONE ACCESSORY 2 (RR)	\$48.00	\$23.00	\$10.00

**STATE OF NORTH CAROLINA  
COUNTY OF MECKLENBURG**

**SIXTH AMENDMENT TO THE AGREEMENT TO PROVIDE  
EQUIPMENT RENTALS AND RELATED PRODUCTS AND SERVICES**

**THIS SIXTH AMENDMENT TO THE AGREEMENT TO PROVIDE EQUIPMENT RENTALS AND RELATED PRODUCTS AND SERVICES** (this "Sixth Amendment") is made and entered into this 1st of February 2022, by and between Herc Rentals, Inc., a Florida corporation doing business in North Carolina (the "Company"), and the City of Charlotte, a North Carolina municipal corporation (the "City").

**Statement of Background and Intent**

- A. The City of Charlotte and the Company entered into an Agreement dated November 1, 2018 (the "Contract") pursuant to which the Company agreed to provide equipment rentals and related products and services for the City of Charlotte.
- B. The parties amended the Contract on July 15, 2019 to incorporate an updated equipment list and gold and platinum pricing schedules.
- C. The parties amended the Contract on January 1, 2020 to incorporate an updated equipment list and gold and platinum pricing schedules.
- D. The parties amended the Contract on January 1, 2021 to incorporate an updated equipment list and gold and platinum pricing schedules and the option to recover any administrative or contract fees imposed by any Participating Public Agency.
- E. The parties amended the Contract on August 23, 2021 to replace the Pricing Schedules due to the addition of new equipment.
- F. The parties amended the Contract on January 1, 2022 to incorporate an updated equipment list and gold and platinum pricing schedules and to replace the Commercial Non-Discrimination clause.
- G. The parties now desire to amend the Contract to delete and replace the CBI Form 4 documents and to incorporate certain other changes.

NOW, THEREFORE, in consideration of the mutual covenants and agreements contained herein, the parties hereby agree to the following:

**AGREEMENT**

- 1. The terms of the Contract are restated by and incorporated into this Sixth Amendment by reference.
- 2. Defined terms used in this Sixth Amendment shall have the same meaning as are assigned to such terms in the Contract.
- 3. The parties have agreed to remove Cook Truck Equipment & Tools, Donald Gardners Paint & Body, Inc., Eastway Wrecker Service, Inc., Shoreline Trucking LLC, and Streeter Trucking Company as subcontractors. The parties have agreed to add Chavez Transport, Joey's Truck Repair, Mecklenburg Fleet, and Motus Logistics as subcontractors to satisfy the aggregate MWSBE Goal. Accordingly, the CBI Form 4 documents ("Letter of Intent") for the removed subcontractors that appeared in Exhibit C of the original Contract are hereby deleted from the Contract and are replaced by the completed CBI Form 4 documents that are attached to this Amendment as Exhibit C.1.

**Contract#: 2019000318**  
**Amendment#: 6**  
**Vendor#: 20941**

4. Except to the extent specifically provided above, this amendment shall not be interpreted or construed as waiving any rights, obligations, remedies, or claims the parties may otherwise have under the Contract.
5. In all other respects and except as modified herein, the terms of the Contract shall remain in force and effect.


*[Signature Page Follows]*

Contract#: 2019000318  
Amendment#: 6  
Vendor#: 20941

IN WITNESS WHEREOF, and in acknowledgement that the parties hereto have read and understood each and every provision hereof, the parties have caused this Sixth Amendment to be executed as of the date first written above.

HERC RENTALS, INC.

CITY OF CHARLOTTE:  
CITY MANAGER'S OFFICE

BY:   
(signature)

BY: \_\_\_\_\_  
(signature)

PRINT NAME: Jason Oosterbeek

PRINT NAME: \_\_\_\_\_

TITLE: Vice President

TITLE: \_\_\_\_\_

DATE: 2/1/2022

DATE: \_\_\_\_\_



**Digital Contract Routing Form  
Non-Encumbered**

Date Submitted: February 08, 2022

Submitted by: Genetta N. Carothers

Submitter email: genetta.carothers@charlottenc.gov

Contract #: 2019000318

Amendment #: 6

Contract Name: Equipment Rentals and Related Products and Services

Vendor Legal Name: Herc Rentals, Inc.

Vendor #: 20941

zed  
per

ures, once completed, shall b  
document ider

eSigned via SeamlessDocs.com  
*Brent Cagle*  
Key: f98f2b82108208b08604836a6396b851

**Contract#: 2019000318**  
**Amendment#: 6**  
**Vendor#: 20941**

**EXHIBIT C.1 – CBI FORM 4: LETTER OF INTENT**





**CBI FORM 4: Letter of Intent**

Per Part B, Section 3.4 and Part C, Section 2.1 of the CBI Policy, within three (3) Business Days after receiving a request from the City (or within such longer time as may be communicated by the City in writing), a Bidder must submit a separate Letter of Intent for each MBE, WBE, or SBE listed on CBI Form 3 and CBI Form 3A (if applicable).

Project Name:	Equipment Rentals and Related Products and Services
Project Number:	269-2018-047

To be completed by the Bidder:	
Name of Bidder:	Heez Rentals Vendor #: 20007292
Address:	27500 Riverview Ct. Blvd Bonita Springs FL 34134
Contact Person:	Drew Sylvester Email: drew.sylvester@heezrentals.com
Telephone:	(470) 214-1769 Fax: -

If the Bidder has entered into a Quick Pay Agreement, in association with this Letter of Intent and as defined in the CBI Policy, please attach a copy of the executed Agreement with the undersigned MBE, WBE, or SBE.

Identify in complete detail the scope of work to be performed or item(s) to be supplied by the MBE, WBE, or **SBE**.

Logistics

Cost of work to be performed by MBE, WBE, or **SBE**: \$ 80,000

To be completed by MBE, WBE, or SBE:	
Name of MBE, WBE or SBE:	Chavez Transport LLC Vendor #: 312119
Address:	6028 Old Mt Holly Rd Charlotte NC 28208
Contact Person:	Julio Chavez Email: Operations@chavezdiesel.net
Telephone:	704-420-3527 Fax:

Upon execution of a Prime Contract with the City for the above referenced project, the Bidder certifies that it intends to utilize the MBE, WBE, or SBE listed above, and that the description, cost and percentage of work to be performed by the MBE, WBE, or SBE as described above is accurate. The MBE, WBE, or SBE firm certifies that it has agreed to provide such work/supplies for the amount stated above.

Bidder:		Date:	1/3/22
<b>SBE</b> (Circle one)		Date:	12-21

Please Circle Designation Initial ICC. DATE 1/20/22.



**CBI FORM 4: Letter of Intent**

Per Part B, Section 3.4 and Part C, Section 2.1 of the CBI Policy, within three (3) Business Days after receiving a request from the City (or within such longer time as may be communicated by the City in writing), a Bidder must submit a separate Letter of Intent for each MBE, WBE, or SBE listed on CBI Form 3 and CBI Form 3A (if applicable).

<b>Project Name:</b>	Equipment Rentals and Related Products and Services
<b>Project Number:</b>	269-2018-047

<b>To be completed by the Bidder</b>	
<b>Name of Bidder:</b>	HERC RENTALS, INC Vendor #: 20941
<b>Address:</b>	901 WESTINGHOUSE BLVD CHARLOTTE NC 28273
<b>Contact Person:</b>	HENRY PETHEL Email: henry.pethel@hercrentals.com
<b>Telephone:</b>	704-504-8539 Fax:

If the Bidder has entered into a Quick Pay Agreement, in association with this Letter of Intent and as defined in the CBI Policy, please attach a copy of the executed Agreement with the undersigned MBE, WBE, or SBE.


Identify in complete detail the scope of work to be performed or item(s) to be supplied by the MBE, WBE, or SBE.

TRUCK REPAIR + SERVICE

Cost of work to be performed by MBE, WBE, or SBE: \$ 20,000.00

<b>To be completed by MBE, WBE, or SBE</b>	
<b>Name of MBE, WBE or SBE</b>	DOEYS TRUCK REPAIR, INC Vendor#: 304694
<b>Address:</b>	2641 N. GRAHAM ST. CHARLOTTE NC 28206
<b>Contact Person:</b>	STEVE WYATT Email: jtr2cite@yahoo.com
<b>Telephone:</b>	704-372-3225 Fax:

Upon execution of a Prime Contract with the City for the above referenced project, the Bidder certifies that it intends to utilize the MBE, WBE, or SBE listed above, and that the description, cost and percentage of work to be performed by the MBE, WBE, or SBE as described above is accurate. The MBE, WBE, or SBE firm certifies that it has agreed to provide such work/supplies for the amount stated above.

<b>Bidder:</b>	 Branch Manager	<b>Date:</b>	1/18/22
<b>MBE/WBE/SBE (Circle one)</b>	<u>SBE</u> Kelley Pham ASSISTANT VP	<b>Date:</b>	1-18-2022

Please Circle Designation  
 Initial WP  
 Date 1-19-2022





**CBI FORM 4: Letter of Intent**

Per Part B, Section 3.4 and Part C, Section 2.1 of the CBI Policy, within three (3) Business Days after receiving a request from the City (or within such longer time as may be communicated by the City in writing), a Bidder must submit a separate Letter of Intent for each MBE, WBE, or SBE listed on CBI Form 3 and CBI Form 3A (if applicable).

Project Name:	Equipment Rentals and Related Products and Services
Project Number:	269-2018-047

<b>To be completed by the Bidder</b>	
Name of Bidder:	HERC Rentals Vendor #: 20007292
Address:	27500 Riverview Center Blvd, Bonita Springs, FL 34134
Contact Person:	Drew Sylvester Email: Drew.sylvester@hercrentals.com
Telephone:	(470) 214-1769 Fax:

If the Bidder has entered into a Quick Pay Agreement, in association with this Letter of Intent and as defined in the CBI Policy, please attach a copy of the executed Agreement with the undersigned MBE, WBE, or SBE.

Identify in complete detail the scope of work to be performed or item(s) to be supplied by the MBE WBE, or SBE.

Truck Repair & Service

Cost of work to be performed by MBE, WBE, or SBE: \$ 20,000

<b>To be completed by MBE, WBE, or SBE</b>	
Name of MBE, WBE or SBE	Mecklenburg Fleet Vendor#: 302841
Address:	3227 Wilkinson Blvd Charlotte NC 28208
Contact Person:	Gene Reed Email: gene@mecklenburgfleet.com
Telephone:	704-392-1253 Fax: 704-392-5970

Upon execution of a Prime Contract with the City for the above referenced project, the Bidder certifies that it intends to utilize the MBE, WBE, or SBE listed above, and that the description, cost and percentage of work to be performed by the MBE, WBE, or SBE as described above is accurate. The MBE, WBE, or SBE firm certifies that it has agreed to provide such work/supplies for the amount stated above.

Bidder:		Date:	1/3/22
MBE/WBE/SBE:	.. owner	Date:	12-16-2021
(Circle one)	Signature and Title		

Please Circle Designation  
Initial G.R.  
Date 1-18-2022



**CBI FORM 4: Letter of Intent**

Per Part B, Section 3.4 and Part C, Section 2.1 of the CBI Policy, within three (3) Business Days after receiving a request from the City (or within such longer time as may be communicated by the City in writing), a Bidder must submit a separate Letter of Intent for each MBE, WBE, or SBE listed on CBI Form 3 and CBI Form 3A (if applicable).

Project Name:	Equipment Rentals and Related Products and Services
Project Number:	269-2018-047

<b>To be completed by the Bidder</b>	
Name of Bidder:	HERC Rentals Vendor #: 20007292
Address:	27500 Riverview Ct. Blvd, Bonita Springs, FL 34134
Contact Person:	Drew Sylvester Email: drew.sylvester@hercrentals.com
Telephone:	(478) 214-1769 Fax:

If the Bidder has entered into a Quick Pay Agreement, in association with this Letter of Intent and as defined in the CBI Policy, please attach a copy of the executed Agreement with the undersigned MBE, WBE, or SBE.

Identify in complete detail the scope of work to be performed or item(s) to be supplied by the  MBE,  WBE, or  SBE.

Logistics

Cost of work to be performed by  MBE,  WBE, or  SBE: \$ 25,000.

<b>To be completed by MBE, WBE, or SBE</b>	
Name of MBE, WBE or SBE	Motus Logistics LLC Vendor#: _____
Address:	6135 Park South Drive Ste 510, Charlotte NC 28210
Contact Person:	Consuela Hall Email: Challa@motusscs.com
Telephone:	800-387-3536 Fax: 800-387-3536

Upon execution of a Prime Contract with the City for the above referenced project, the Bidder certifies that it intends to utilize the MBE, WBE, or SBE listed above, and that the description, cost and percentage of work to be performed by the MBE, WBE, or SBE as described above is accurate. The MBE, WBE, or SBE firm certifies that it has agreed to provide such work/supplies for the amount stated above.

Bidder:	<u>Drew Sylvester</u> Signature and Title Date: <u>1/3/22</u>
<input checked="" type="radio"/> MBE/WBE/SBE: (Circle one)	<u>Consuela Hall CEO/owner</u> Signature and Title Date: <u>12/13/2021</u>

Please Circle Designation  
 Initial: CSH  
 Date: 01/19/2022

**Contract#: 2019000318**

**Amendment#: 7**

**Vendor#: 20941**

**STATE OF NORTH CAROLINA  
COUNTY OF MECKLENBURG**

**SEVENTH AMENDMENT TO THE AGREEMENT TO PROVIDE  
EQUIPMENT RENTALS AND RELATED PRODUCTS AND SERVICES**

**THIS SEVENTH AMENDMENT TO THE AGREEMENT TO PROVIDE EQUIPMENT RENTALS AND RELATED PRODUCTS AND SERVICES** (this "Seventh Amendment") is made and entered into this 20th of July 2022, by and between Herc Rentals, Inc., a Florida corporation doing business in North Carolina (the "Company"), and the City of Charlotte, a North Carolina municipal corporation (the "City").

**Statement of Background and Intent**

- A. The City of Charlotte and the Company entered into an Agreement dated November 1, 2018 (the "Contract") pursuant to which the Company agreed to provide equipment rentals and related products and services for the City of Charlotte.
- B. The parties amended the Contract on July 15, 2019 to incorporate an updated equipment list and gold and platinum pricing schedules.
- C. The parties amended the Contract on January 1, 2020 to incorporate an updated equipment list and gold and platinum pricing schedules.
- D. The parties amended the Contract January 1, 2021 to incorporate an updated equipment list and gold and platinum pricing schedules and the option to recover any administrative or contract fees imposed by any Participating Public Agency.
- E. The parties amended the Contract on August 23, 2021 to replace the Pricing Schedules to the addition of new equipment.
- F. The parties amended the Contract on January 1, 2022 to make adjustments to unit pricing, to replace the Commercial Non-Discrimination clause and to incorporate certain other changes.
- G. The parties amended the Contract on February 1, 2022 to delete and replace the CBI Form 4 documents.
- H. The parties now desire to amend the Contract to incorporate an updated equipment list and gold and platinum pricing schedules, to add a CBI Form 4, and to incorporate certain other changes.

NOW, THEREFORE, in consideration of the mutual covenants and agreements contained herein, the parties hereby agree to the following:

**AGREEMENT**

- 1. The terms of the Contract are restated by and incorporated into this Seventh Amendment by reference.
- 2. Defined terms used in this Seventh Amendment shall have the same meaning as are assigned to such terms in the Contract.
- 3. The Gold and Platinum Pricing Schedules in Exhibit A of the Contract is hereby replaced in its entirety due to the addition of new category class equipment and price corrections on category class #715-1082 which are attached hereto as Exhibit A.3.

**Contract#: 2019000318**

**Amendment#: 7**

**Vendor#: 20941**

4. The parties have agreed to add Mr. Refurbisher as a subcontractor to satisfy the aggregate MWSBE Goal. Accordingly, the CBI Form 4 documents (“Letter of Intent”) are appended by the completed CBI Form 4 documents that are attached to this Amendment as Exhibit C.2.
5. Except to the extent specifically provided above, this amendment shall not be interpreted or construed as waiving any rights, obligations, remedies, or claims the parties may otherwise have under the Contract.
6. In all other respects and except as modified herein, the terms of the Contract shall remain in force and effect.

*[Signature Page Follows]*



**Contract#: 2019000318**


**Amendment#: 7**

**Vendor#: 20941**

**IN WITNESS WHEREOF**, and in acknowledgement that the parties hereto have read and understood each and every provision hereof, the parties have caused this Seventh Amendment to be executed as of the date first written above.

**HERC RENTALS, INC.**

**CITY OF CHARLOTTE:  
CITY MANAGER'S OFFICE**

**BY:**   
*(signature)*

**BY:** \_\_\_\_\_  
*(signature)*

**PRINT NAME:** Jason Oosterbeek

**PRINT NAME:** \_\_\_\_\_

**TITLE:** Vice President

**TITLE:** \_\_\_\_\_

**DATE:** 8/17/2022

**DATE:** \_\_\_\_\_



**Digital Contract Routing Form  
Non-Encumbered**

Date Submitted: August 22, 2022

Submitted by: Genetta N. Carothers

Submitter email: [genetta.carothers@charlottenc.gov](mailto:genetta.carothers@charlottenc.gov)

Contract #: 2019000318

Amendment #: 7

Contract Name: Equipment Rentals and Related Products and Services

Vendor Legal Name: Herc Rentals, Inc.

Vendor #: 20941

zed  
per

ures, once completed, shall b  
document ider

eSigned via SeamlessDocs.com  
*Brent Cagle*  
Key: f98f2b82108208b08604836a6396b851

**HERC RENTALS - CONTRACT 2019000318-7**  
**EXHIBIT A.3 - 2022 PLATINUM PRICING**

	<b>Cat Class</b>	<b>Description</b>	<b>Month</b>	<b>Week</b>	<b>Day</b>	<b>Change</b>
1	100-1050	ROTARY HAMMER 1/4-1 IN SDS PLUS BATT	304	144	41	
2	100-1090	ROTARY HAMMER 3/16-3/4IN SDS PLUS ELEC	304	144	41	
3	100-1110	ROTARY HAMMER SDS MAX COMBO 1-9/16IN BAT	304	144	41	ADD
4	100-1140	ROTARY HAMMER SDS MAX COMBO 1/2-6IN ELEC	365	173	49	
5	100-1150	ROTARY HAMMER SDS MAX COMBO 1/2-3IN ELEC	365	173	49	
6	100-1180	ROTARY HAMMER DRILL AIR	243	115	32	
7	100-1250	BREAKER 10-19LB ELEC	365	173	49	
8	100-1260	BREAKER 20-29LB ELEC	426	202	57	
9	100-1270	BREAKER 30-39LB ELEC	517	245	69	
10	100-1290	BREAKER 50-59LB GAS	669	317	89	
11	100-1300	BREAKER 60-69LB ELEC	608	288	81	
12	100-1310	BREAKER 70-79LB ELEC	669	317	89	
13	100-1320	CART FOR ELECTRIC BREAKER	395	187	53	
14	100-1360	BREAKER 60-69 LB HYD	304	108	41	
15	100-1390	BREAKER 90-99 LB HYD	365	122	43	
16	100-1400	CONCRETE TRANSPONTER LOCATOR BATTERY	365	122	43	
17	100-1405	CONCRETE FERROSCAN REBAR DETECTOR 8IN	1823	608	214	
18	100-1410	CONCRETE SCANNER IMAGE DETECTION SYSTEM	4050	1350	450	
19	100-1415	CONCRETE SCANNER W/LIVE WIRE DETECTION	4860	1620	599	
20	100-1420	CORE DRILL UP TO 3IN HAND HELD ELEC	577	274	77	
21	100-1440	CORE DRILL UPTO 6IN HAND HELD/STAND ELEC	608	288	81	
22	100-1470	CORE DRILL UP TO 12IN STAND ELEC	698	331	94	
23	100-1480	CORE DRILL UP TO 24IN STAND HYDRAULIC	810	360	105	
24	100-1520	DRILL 3/8IN ELEC	122	58	16	
25	100-1550	DRILL 1/2IN ELEC	122	58	16	
26	100-1570	DRILL 3/8IN BATTERY	122	58	16	
27	100-1580	DRILL 1/2IN BATTERY	183	81	22	
28	100-1620	CONCRETE MIXER 3-5CU. FT. PORTABLE ELEC	365	173	49	
29	100-1640	CONCRETE MIXER 6 CU. FT. PORTABLE ELEC	547	243	64	
30	100-1660	CONCRETE MIXER 4 CU. FT. TOWABLE GAS	474	211	56	
31	100-1690	CONCRETE MIXER 9 CU. FT. TOWABLE GAS	577	274	77	
32	100-1710	CONCRETE MIXER 12 CU. FT. TOWABLE GAS	638	302	86	
33	100-1720	MORTAR MIXER 4 CU. FT. PORTABLE ELEC	395	187	53	
34	100-1740	MORTAR MIXER 6 CU. FT. TOWABLE GAS	577	274	77	ADD
35	100-1750	MORTAR MIXER 7 CU. FT. TOWABLE GAS	577	274	77	
36	100-1760	MORTAR MIXER 8 CU. FT. TOWABLE GAS	577	274	77	ADD
37	100-1770	MORTAR MIXER 9 CU. FT. TOWABLE GAS	577	274	77	
38	100-1780	MORTAR MIXER 12 CU. FT. TOWABLE GAS	638	302	86	
39	100-1800	TILT DEBRIS CART 3/4 CU YD BATTERY 750LB	446	193	64	
40	100-1850	CONCRETE W/B PUSH BUGGY 6 CU FT	152	72	21	
41	100-1860	CONCRETE W/B PUSH BUGGY 8 CU FT	152	72	21	
42	100-1862	CONCRETE WHEEL BUGGY 8-10 CU FT BATT	527	235	81	
43	100-1864	CONCRETE WHEEL BUGGY 11-12 CU FT BATT	842	338	135	
44	100-1865	CONCRETE WHEEL BUGGY 16 CU FT. LPG	1124	533	150	
45	100-1870	CONCRETE WHEEL BUGGY 16 CU FT GAS	763	414	134	
46	100-1880	CONCRETE TRACK BUGGY 10 CU FT GAS	446	238	89	
47	100-1885	CONCRETE TRACK BUGGY 12 CU FT GAS	1124	533	150	
48	100-1890	CONCRETE TRACK BUGGY 16 CU FT GAS	1124	533	150	
49	100-1900	CONCRETE BUCKET 1/2 YD	203	83	32	
50	100-1905	CONCRETE BUCKET 1/3 YD	203	83	32	
51	100-1910	CONCRETE BUCKET 3/4 YD	243	94	37	
52	100-1920	CONCRETE BUCKET 1 YD	243	94	37	
53	100-1930	CONCRETE BUCKET 1-1/2 YD	347	130	53	
54	100-1940	CONCRETE BUCKET 2 YD	361	158	61	
55	100-1950	CUTTER REBAR UP TO 1 IN	395	187	53	

**HERC RENTALS - CONTRACT 2019000318-7**  
**EXHIBIT A.3 - 2022 PLATINUM PRICING**

	<b>Cat Class</b>	<b>Description</b>	<b>Month</b>	<b>Week</b>	<b>Day</b>	<b>Change</b>
56	100-2110	CONCRETE VIBRATOR 1HP ELEC	395	187	53	
57	100-2120	CONCRETE VIBRATOR 2HP ELEC	395	187	53	
58	100-2130	CONCRETE VIBRATOR 3HP ELEC	395	187	53	
59	100-2230	HIGH FREQ INTERNAL CONCRETE VIBRATOR	517	245	69	
60	100-2360	CONCRETE VIBRATOR BACKPACK GAS	426	202	57	
61	100-2370	CONCRETE VIBRATOR BACKPACK W/2 BATT 1CHG	1103	360	113	
62	100-2500	CONCRETE SCREED PORTABLE 10-16FT GAS	486	230	65	
63	100-2550	CONCRETE TROWEL MACHINE 36IN W/B ELEC	406	216	61	
64	100-2595	CONCRETE TROWEL MACHINE 24IN W/B GAS	517	245	69	
65	100-2600	CONCRETE TROWEL MACHINE 36IN W/B GAS	517	245	69	
66	100-2610	CONCRETE TROWEL MACHINE 46IN W/B GAS	577	274	77	
67	100-2620	CONCRETE TROWEL MACHINE 48IN W/B GAS	577	274	77	
68	100-2650	CONCRETE TROWEL 96IN POWER RIDE-ON GAS	1519	720	203	
69	100-2690	CONCRETE CHAINSAW 18IN ELECTRIC 1 OR 3PH	401	178	47	
70	100-2692	BATTERY PACK FOR CHAINSAW 480V 16AMP 3PH	972	486	171	
71	100-2700	CONCRETE CUTOFF SAW 12IN DUSTLES HH ELEC	365	173	49	
72	100-2710	CONCRETE CUTOFF SAW 14IN HAND HELD ELEC	365	173	49	
73	100-2720	CONCRETE CUTOFF SAW 12IN HAND HELD GAS	455	216	61	
74	100-2730	CONCRETE CUTOFF SAW 14IN HAND HELD GAS	455	216	61	
75	100-2740	CONCRETE CUTOFF SAW 16IN HAND HELD GAS	517	245	69	
76	100-2750	CONCRETE CUTOFF SAW 14IN HAND HELD AIR	395	180	51	
77	100-2775	CONCRETE CUTNBRK SAW 14IN HAND HELD ELEC	395	180	51	
78	100-2780	CONCRETE CUTNBRK SAW 16IN HAND HELD GAS	455	216	61	
79	100-2810	CONCRETE PUSH W/B SAW 10-19 HP GAS	517	245	69	
80	100-2820	CONCRETE SELFPROP W/B SAW 10-19 HP GAS	760	360	102	
81	100-2840	CONCRETE SELFPROP W/B SAW 20-29 HP GAS	912	432	122	
82	100-2850	CONCRETE SELFPROP W/B SAW 30-39 HP GAS	1276	612	199	
83	100-2870	CONCRETE PUSH WB SAW 0-9 HP ELEC 240V 1P	608	288	81	
84	100-2880	CONCRETE SELFPROP W/B SAW 0-9 HP LPN	760	360	102	
85	100-2895	CONCRETE SELFPROP W/B SAW 20-29 HP LPN	979	461	130	
86	100-2910	CONCRETE SELFPROP W/B SAW 40 - 49 HP DSL	1485	716	259	
87	100-2925	CONCRETE SELFPROP W/B SAW 70 - 79 HP DSL	2194	1062	401	
88	100-2930	CONCRETE PUSH W/B SAW 14IN BLADE AIR	517	245	69	
89	100-2950	CONCRETE EARLY ENTRY SAW PUSH 6IN GAS	820	389	110	
90	100-2960	CONCRETE EARLY ENTRY SAW W/B 10IN GAS	878	410	207	
91	100-2970	CONCRETE EARLY ENTRY SAW W/B 13.5IN GAS	1053	462	218	
92	100-2980	CONCRETE CRACK REPAIR SAW 8IN GAS	392	162	61	
93	100-3070	CONCRETE BRICK SAW 14IN ELEC	547	259	73	
94	100-3075	CONCRETE BRICK SAW 24IN ELEC 3PH 460V	656	292	77	
95	100-3080	CONCRETE BRICK SAW 14IN GAS	547	259	73	
96	100-3210	TILE AND STONE COMBICUT SAW 8IN ELEC	395	187	53	
97	100-3220	TILE AND STONE COMBICUT SAW 10IN ELEC	395	187	53	
98	100-3230	TILE SAW 10IN ELEC	395	187	53	
99	100-3410	CURB MOLDING MACHINE GAS	1998	882	316	
100	100-4000	FLOOR SCRAPER W/B 120LB ELEC	847	376	95	
101	100-4010	FLOOR SCRAPER W/B 270LB ELEC	1231	616	154	
102	100-4020	FLOOR SCRAPER W/B 425LB ELEC	1796	770	257	
103	100-4025	FLOOR SCRAPER W/B 500LB ELEC	2610	1219	406	
104	100-4028	FLOOR SCRAPER RIDE-ON 1800LB LP	4950	2565	855	
105	100-4030	FLOOR SCRAPER RIDE-ON BATTERY 2300LB	4950	2565	855	
106	100-4035	FLOOR SCRAPER RIDE-ON BATTERY 2800LB	6755	3330	1155	
107	100-4040	FLOOR SCRAPER RIDE-ON 2850LB LP	7691	3330	1155	
108	100-4090	ROOFING SCRAPER UP TO 30IN GAS	1985	770	300	
109	100-4100	ROLLER LINOLEUM UP TO 100 LBS	399	165	65	
110	100-4220	GRINDER CONCRETE FLOOR 22IN DUAL115/230V	912	459	122	

**HERC RENTALS - CONTRACT 2019000318-7**  
**EXHIBIT A.3 - 2022 PLATINUM PRICING**

	<b>Cat Class</b>	<b>Description</b>	<b>Month</b>	<b>Week</b>	<b>Day</b>	<b>Change</b>
111	100-4230	GRINDER CONCRETE FLOOR 9-11" SINGLE 115V	760	383	102	
112	100-4235	GRINDER CONCRETE EDGE 7IN 115V 1PH	760	383	102	
113	100-4236	GRINDER CONCRETE EDGE 11IN 230V 1PH	1350	612	140	
114	100-4237	GRINDER CONCRETE FLOOR 18IN SINGLE 120V	1519	765	203	
115	100-4239	GRINDER CONCRETE FLOOR 16IN 240V 1PH	1519	765	203	
116	100-4250	GRINDER CONCRETE FLOOR 10IN SINGLE GAS	912	459	122	
117	100-4255	GRINDER CONCRETE FLOOR 16IN GAS	1519	765	203	
118	100-4260	GRINDER CONCRETE FLOOR 22IN DUAL GAS	912	459	122	
119	100-4275	GRINDER CONCRETE FLOOR 20IN 240V 1PH	2295	1530	509	
120	100-4280	GRINDER CONCRETE FLOOR 10IN SINGLE LP	793	306	97	
121	100-4281	GRINDER CONCRETE FLOOR 26IN LPG	3515	1404	401	
122	100-4282	GRINDER CONCRETE FLOOR 32IN 480V 3PH MAN	5265	1913	585	
123	100-4284	GRINDER CONCRETE FLOOR 32IN 480V REMOTE	5441	1890	630	
124	100-4286	GRINDER CONCRETE FLOOR 32IN LPG REMOTE	5441	1890	630	
125	100-4290	GRINDER CONCRETE CEILING W/HEPA VAC 120V	220	134	45	
126	100-4295	CONCRETE SCARIFIER PLANER 8IN 115V	1755	918	243	
127	100-4300	CONCRETE SCARIFIER PLANER 8IN 230V 1PH	1755	918	243	
128	100-4310	CONCRETE SCARIFIER PLANER 8IN GAS	1755	918	243	
129	100-4315	CONCRETE SCARIFIER PLANER 8IN LP	1755	918	243	
130	100-4320	CONCRETE SCARIFIER PLANER 10IN GAS	709	340	122	
131	100-4400	SCABBLER HANDHELD AIR	372	146	49	
132	100-4410	SCABBLER WALK BEHIND 29 IN AIR	908	447	203	
133	100-4430	TRAFFIC LINE REMOVER	1627	658	264	
134	100-4460	GRINDER BENCH 8 IN ELEC	61	34	13	
135	100-4490	GRINDER DIE 1-1/2 IN ELEC	64	32	13	
136	100-4510	GRINDER DIE 2-1/2 IN ELEC	64	32	13	
137	100-4560	GRINDER POLISH DIAMOND 5IN DUSTLESS ELEC	243	102	43	
138	100-4570	GRINDER DIAMOND 6IN DUSTLESS ELEC	698	331	94	
139	100-4610	SCALER PISTON AIR	50	19	8	
140	100-4620	FLOOR SCALER CHISEL AIR	220	88	32	
141	100-4630	SCALER NEEDLE SCALER FLUX AIR	122	46	16	
142	100-4700	SHOT BLASTER CONCRETE 8 IN 120V W/B	1975	1083	345	
143	100-4705	SHOT BLASTER CONCRETE 10IN 240V 3PH W/B	5166	1494	747	
144	100-4720	MAGNET PULL TO PULL TOWABLE	1913	869	365	
145	100-4810	GRINDER R-ANGLE 4-1/2IN ELEC	64	32	13	
146	100-4820	GRINDER RIGHT ANGLE 5 IN ELEC	64	32	13	
147	100-4830	GRINDER RIGHT ANGLE 6 IN ELEC	64	32	13	
148	100-4840	GRINDER RIGHT ANGLE 7 IN ELEC	64	32	13	
149	100-4850	GRINDER RIGHT ANGLE 9 IN ELEC	77	37	13	
150	100-4970	SANDER DISC 7 IN ELEC	91	43	13	
151	100-5010	SANDER ORBITAL 6IN ELEC	146	65	17	
152	100-5020	SANDER ORBITAL 12 IN FLOOR DUST CONTROL	365	184	49	
153	100-5030	SANDER BELT 3 IN ELEC	122	61	26	
154	100-5040	SANDER BELT 4 IN ELEC	122	61	26	
155	100-5060	SANDER DRYWALL 9 IN HEAD 62 IN REACH	304	144	41	
156	100-5150	DRY ICE BLASTING PACKAGE 40LB	2078	693	278	
157	100-5160	ABRASIVE BLASTING POT 3.5 CU FT	473	207	73	
158	100-5165	ABRASIVE BLASTING POT 6.5 CU FT	1458	365	129	
159	100-5210	NAILER FLOORING AIR	243	115	32	
160	100-5300	SANDER ORBITAL 12 IN FLOOR	365	184	49	
161	100-5310	SANDER DRUM 8 IN ELECTRIC	365	184	49	
162	100-5320	SANDER FLOOR EDGER 7 IN ELECTRIC	243	122	32	
163	100-5330	SANDER ROTARY 16 IN FLOOR DUST CONTROL	365	184	65	
164	100-5400	BUFFER 13IN ELECTRIC	212	107	29	
165	100-5410	BUFFER 17IN ONE SPEED 175 RPM 120V	304	153	41	

**HERC RENTALS - CONTRACT 2019000318-7  
EXHIBIT A.3 - 2022 PLATINUM PRICING**

	<b>Cat Class</b>	<b>Description</b>	<b>Month</b>	<b>Week</b>	<b>Day</b>	<b>Change</b>
166	100-5420	BUFFER 20IN DUAL SPEED 175/320 RPM 120V	365	184	49	
167	100-5430	BURNISHER 20IN HIGH SPEED ELECTRIC	365	184	49	
168	100-5435	BURNISHER 28IN HIGH SPEED LP	1122	397	205	
169	100-5500	SPRAYER PAINT STANDARD AIRLESS	509	284	81	
170	100-5510	SPRAYER PAINT MEDIUM AIRLESS	455	216	61	
171	100-5515	SPRAYER PAINT PAVEMENT STRIPER GAS	1377	648	171	
172	100-5530	SPRAYER ACOUSTICAL STANDARD	426	202	57	
173	100-5620	NAILER FRAMING AIR	183	86	24	
174	100-5630	NAILER FINISHING AIR	183	86	24	
175	100-5632	NAILER FINISHING BATTERY	324	144	57	
176	100-5640	NAILER ROOFING AIR	183	86	24	
177	100-5650	STAPLER FLOORING AIR	183	86	24	
178	100-5670	NAILER SIDING AIR	183	86	24	
179	100-5990	DRILL 3/8 IN RIGHT ANGLE ELEC	152	72	21	
180	100-6000	DRILL 1/2 IN RIGHT ANGLE ELECTRIC	152	72	21	
181	100-6040	DRILL GAS	212	101	29	
182	100-6050	DRILL TEE FORMING ELEC	648	239	95	
183	100-6100	SCREWGUN	68	36	13	
184	100-6110	SCREWGUN W/ AUTO FEED	179	83	32	
185	100-6150	PLANER HAND HELD 1 TO 3-1/4 IN ELEC	154	73	26	
186	100-6200	PLANER BENCH 12 IN ELEC	331	180	61	
187	100-6250	GUN HEAT UP TO 1000 DEGREE ELEC	31	14	8	
188	100-6500	SAW JIG HAND HELD ELEC	31	14	8	
189	100-6510	SAW CIRCULAR 7 1/4IN BLADE ELEC	122	58	16	
190	100-6520	SAW CIRCULAR 10 1/4IN BLADE ELEC	183	86	24	
191	100-6530	SAW CIRCULAR 16 IN ELEC	304	144	41	
192	100-6540	SAW WORM DRIVE TYPE 7-1/4IN ELEC	122	58	16	
193	100-6560	SAW RECIPROCATING HAND BATTERY	122	58	16	
194	100-6570	SAW RECIPROCATING HAND ELEC	122	58	16	
195	100-6620	SAW MITER SLIDE COMPOUND 12 IN ELEC	274	130	37	
196	100-6640	SAW CHOP 14IN BLADE ELEC	243	115	32	
197	100-6650	SAW TABLE 10IN BLADE ELEC	274	130	37	
198	100-6670	SAW TOE KICK ELEC	183	65	24	
199	100-6680	SAW FLUSH CUT ELEC	192	77	27	
200	100-6710	SAW BANDSAW HAND ELEC	243	115	32	
201	100-6810	STUD GUN FASTENER	274	130	37	
202	100-6900	BUFFER AUTOBODY POLISHER UP TO 9 IN ELEC	110	41	17	
203	100-7010	WALLPAPER REMOVER LARGE	212	101	29	
204	100-7020	CARPET BONDING IRON	135	58	16	
205	100-7030	SHEETROCK JACK	212	101	29	
206	100-7040	SIDING BRAKE	85	36	16	
207	100-7050	METAL DETECTOR FERROUS	243	115	32	
208	100-7060	METAL DETECTOR TREASURE	122	47	16	
209	100-7090	JEEPER PIPE INSPECTOR	152	54	21	
210	100-7110	LEVEL OPTICAL TRANSIT	220	83	32	
211	100-7140	LEVEL LASER PIPE	746	346	134	
212	100-7160	LEVEL LASER VISIBLE	395	187	53	
213	100-7250	SNIFFER CONFINED SPACE 4-GAS DETECTOR	532	188	67	
214	100-7515	CABLE BENDER HYD W/FOOT PUMP	264	162	86	
215	100-7525	CABLE CUTTER 2IN HAND HELD BATTERY	365	122	43	
216	100-7526	CABLE CUTTER 4IN REMOTE BATTERY	567	284	107	
217	100-7530	CONDUIT BENDING TABLE	360	180	90	
218	100-8220	SAFETY CONFINED SPACE ENTRY TRIPOD	473	187	73	
219	100-8225	SIDE ENTRY SAFETY RETREIVAL SYS W/WINCH	1215	434	167	
220	100-8230	SAFETY WINCH EVAC 50	152	68	24	



**HERC RENTALS - CONTRACT 2019000318-7**  
**EXHIBIT A.3 - 2022 PLATINUM PRICING**

	<b>Cat Class</b>	<b>Description</b>	<b>Month</b>	<b>Week</b>	<b>Day</b>	<b>Change</b>
221	100-8235	SAFETY LIFELINE 65	256	130	65	ADD
222	100-8240	FALL PROTECTION SELF-RETRACTING YOYO 60	290	101	29	
223	100-8250	SAFETY WINCH EVAC 130	809	259	68	
224	100-8265	TRAILER MOUNTED FALL PROTECTION MANUAL	1800	855	342	
225	100-8270	TRAILER MOUNTED FALL PROTECTION ELECTRIC	1800	855	342	
226	100-8275	ALL TERRAIN MOBILE FALL PROTECTION GAS	4455	1800	725	
227	100-8280	FALL PROTECTION TOWER INDOOR PUSH/PULL	2106	855	342	
228	100-8290	FALL PROTECTION ROLLING DECK EDGE SYSTEM	990	342	171	
229	105-1605	VACUUM BACKPACK	185	66	22	
230	105-1630	VACUUM WET/DRY 6-9 GALLON 110-150CFM	152	77	21	
231	105-1650	VACUUM WET/DRY 10-15 GALLON 135CFM	183	92	24	
232	105-1680	VACUUM WET/DRY W/PUMP 19 GALLON	401	172	61	
233	105-1700	VACUUM WET/DRY INDUSTRIAL 55 GALLON	304	153	41	
234	105-1702	VACUUM WET/DRY INDUSTRIAL 55GAL QUAD AIR	729	243	86	
235	105-1703	VACUUM WET/DRY 55 GALLON AIR HAZ LOC	567	203	107	
236	105-1705	VACUUM COREDRILL WATER MANAGEMENT SYSTEM	304	153	45	
237	105-1715	VACUUM CANISTER DRY SILICA 150 CFM 120V	235	103	26	
238	105-1720	VACUUM DROP BAG DRY SILICA 130 CFM 120V	235	103	26	
239	105-1725	VACUUM CANISTER DRY SILICA 200 CFM 120V	342	149	39	
240	105-1735	VACUUM DROP BAG DRY SILICA 200 CFM 120V	342	149	39	
241	105-1740	VACUUM DROP BAG DRY SILICA 250 CFM 120V	342	149	39	
242	105-1743	VACUUM DROP BAG DRY SILICA 300 CFM 240V	675	293	77	
243	105-1744	VACUUM DROP BAG DRY SILICA 300 CFM LP	675	293	77	
244	105-1745	VACUUM CANISTER DRY SILICA 300 CFM 120V	342	149	39	
245	105-1746	VACUUM DROP BAG DRY SILICA 300 CFM 120V	342	149	39	
246	105-1747	VACUUM DROP BAG DRY SILICA 350 CFM 480V	1125	387	126	
247	105-1749	VACUUM DROP BAG DRY SILICA 400 CFM LP	1440	851	279	
248	105-1800	VACUUM WATER EXTRACTOR W/AUTO PUMPOUT	455	207	73	
249	105-1810	EXTRACTOR RIDE-ON FLOOD PUMPER	2059	1033	446	
250	105-1820	EXTRACTOR LARGE LOSS SKID GAS	2700	1331	588	
251	105-1920	WASHER STEAMER 250 PSI 2 GPM 115 V ELEC	1094	486	129	
252	105-2000	WASHER 1000-1999 PSI GAS	486	230	65	
253	105-2010	WASHER 1000 PSI ELEC 120V 12.5-15AMP	486	230	65	
254	105-2020	WASHER 2000-2999 PSI GAS	486	230	65	
255	105-2030	WASHER 2000-2999 PSI LPN	486	230	65	
256	105-2040	WASHER 3000 PSI DSL	729	346	97	
257	105-2050	WASHER 3000-3999 PSI GAS	608	288	81	
258	105-2060	WASHER 4000-4999 PSI GAS	608	288	81	
259	105-2065	WASHER 4000 PSI DUEL WAND & ROTARY GAS	878	428	117	
260	105-2070	WASHER 5000-5999 PSI GAS	878	403	113	
261	105-2500	WASHER 2000-2999 PSI HOT WATER GAS	972	461	130	
262	105-2505	WASHER 1000-1999 PSI HOT WATER ELEC	810	461	130	
263	105-2515	WASHER 3000-3999 PSI HOT WATER GAS	1094	518	146	
264	105-2800	WASHER TRAILER MOUNTED 3000 PSI DSL	1256	612	256	
265	105-2805	WASHER TRAILER NO TANK 3-4K PSI HOT GAS	1256	612	256	
266	105-2810	WASHER TRAILER W/TANK 3-4K PSI HOT GAS	1256	612	256	
267	105-2830	WASHER TRAILER MNT 3000-3999PSI HOT DSL	1256	612	256	
268	105-2840	WASHER TRAILER MNT 4000-4999PSI COLD DSL	1823	756	306	
269	105-3000	SWEEPER CONSTRUCTION RIDE ON 3 WHEEL	1364	598	251	
270	105-3020	SWEEPER CONSTRUCTION RIDE ON 4 WHEEL CAB	1890	756	304	
271	105-3500	KOMBI POWERHEAD UNIT GAS	269	120	30	
272	105-3580	SWEEPER W/B PUSH 25 IN PATH BATTERY	891	406	149	ADD
273	105-3585	SWEEPER W/B SELF-PROP 28-30 IN PATH BATT	1094	471	167	ADD
274	105-3590	SWEEPER W/B SELF-PROP 34 IN PATH BATTERY	1359	530	188	
275	105-3596	SWEEPER W/B 36 IN PATH GAS	410	122	99	

**HERC RENTALS - CONTRACT 2019000318-7  
EXHIBIT A.3 - 2022 PLATINUM PRICING**

	<b>Cat Class</b>	<b>Description</b>	<b>Month</b>	<b>Week</b>	<b>Day</b>	<b>Change</b>
276	105-3598	SWEEPER MICRO 38-41IN PATH RIDE-ON BATT	1944	770	248	ADD
277	105-3600	SWEEPER MID-SIZED 50 IN RIDE-ON LP	2160	889	324	
278	105-3610	SWEEPER LARGE 62 IN RIDE-ON LP	2340	1094	385	
279	105-3615	SWEEPER LARGE 62 IN RIDE-ON DSL	3587	1469	555	
280	105-3620	SWEEPER INDUSTRIAL 66 IN RIDE ON DSL	5558	2223	779	
281	105-3640	HIGH VOLUME OUTDOOR SWEEPER DSL	9619	4617	1949	
282	105-3650	LITTER VACUUM RIDE ON OUTDOOR	3335	1334	471	
283	105-3700	SCRUBBER W/B 15 IN PATH ELECTRIC	304	110	30	
284	105-3702	SCRUBBER W/B 14-15 IN PATH BATTERY	689	266	103	
285	105-3710	SCRUBBER W/B 20 IN PATH BATTERY	1418	583	205	
286	105-3715	SCRUBBER W/B 32 IN PATH BATTERY	1710	684	239	
287	105-3719	SCRUBBER RIDE-ON 26-30IN PATH BATTERY	1985	855	320	ADD
288	105-3720	SCRUBBER RIDE-ON 36-39 IN PATH CYL BATT	2223	898	342	
289	105-3722	SCRUBBER RIDE-ON 36-39 IN PATH DISK BATT	2223	898	342	ADD
290	105-3740	SCRUBBER RIDE-ON 40-54 IN PATH CYL LP	2858	1231	428	
291	105-3760	SWEEPER/SCRUBBER INDUST RIDE-ON LPG 40IN	3335	1334	471	
292	105-3765	SWEEPER/SCRUBBER INDUST RIDE-ON LPG 48IN	3888	1782	620	
293	105-3800	VACUUM WALK BEHIND LEAF	638	238	65	
294	105-3810	CARPET EXTRACTOR/CLEANER PORTABLE	243	122	32	
295	105-3815	CARPET EXTRACTOR/CLEANER PORTABLE W/HEAT	365	162	43	
296	105-3816	CARPET EXTRACTOR/CLEANER WALKBEHIND	340	180	60	ADD
297	105-3820	CARPET EXTRACTOR/CLEANER SPOT HANDHELD	152	77	21	
298	110-1530	LIGHT CART LED 150 WATT HAZ LOC	212	81	29	
299	110-1550	LIGHT STAND LED 1-LAMP FLOOD	126	63	16	
300	110-1553	LIGHT CART LED 200 WATT 1-LAMP	203	69	41	
301	110-1555	LIGHT CART LED 300-400 WATT 2-LAMP	270	108	59	
302	110-1560	LIGHT CART 400 WATT METAL HALIDE	356	135	62	
303	110-1570	LIGHT WOBBLE LED 36IN	252	122	32	
304	110-1575	LIGHT LED 360 DEGREE TRIPOD 115V	90	36	14	
305	110-1577	LIGHT LED 360 DEGREE BATTERY	126	45	18	
306	110-1580	LIGHT BALLOON LAMP LED 300/575 WATT	356	135	62	
307	110-1582	LIGHT BALLOON LAMP 1000 WATT LED	356	135	62	ADD
308	110-1590	LIGHT BALLOON LAMP 1000 WATT HALIDE	356	135	62	
309	110-1700	LIGHT PEDESTAL 1000 WATT ELEC	166	72	29	
310	110-1710	LIGHT PEDESTAL 2000 WATT ELEC	166	72	29	
311	110-1720	LIGHT CART 2000 WATT HALIDE 2-LAMP	304	146	51	
312	110-1850	LIGHT CRANE LED 450-500W	176	68	23	
313	110-2000	LIGHT DROP LED 120V HAZ LOC	63	23	8	
314	110-2010	LIGHT FLOOD INCAN 110V HAZ LOC ELEC	315	108	41	
315	110-2015	LIGHT AREA LED W/TRIPOD HAZ LOC	486	162	54	
316	110-2020	LIGHT STAND AIR 250W HAZ LOC	669	238	89	
317	110-2030	LIGHT BRICK LED HAZ LOC	936	333	122	
318	110-2040	LIGHT FLOOD HAZ LOC AIR	608	216	81	
319	110-2041	LIGHT FLOOD AIR LED HAZ LOC	729	243	86	
320	110-2043	LIGHT TUBULAR LED FOR INSPECTION HAZ LOC	144	41	14	
321	110-2050	LIGHT STRING LED 100FT HAZ LOC	820	292	110	
322	110-2055	LIGHT STRING 80FT LED 12V HAZ LOC	365	187	86	
323	110-2080	LIGHT STRING INCAN 12V HAZ LOC	936	351	130	
324	110-2100	LIGHT WORK INCAN 120V HAZ LOC	91	43	13	
325	110-2110	LIGHT WORK INCAN 120V/12V HAZ LOC	274	130	37	
326	115-1500	TILLER 1 HP 10IN WIDTH HAND HELD	243	115	32	
327	115-1550	TILLER 4-5 HP 20-26IN WIDTH MID TINE	426	202	57	
328	115-1570	TILLER 6-8 HP 18-20IN WIDTH REAR TINE	426	202	57	
329	115-1590	TILLER 9-13 HP 18-20IN WIDTH REAR TINE	820	389	110	
330	115-1595	TILLER 10-13 HP 20-26IN WIDTH REAR TINE	820	389	110	

**HERC RENTALS - CONTRACT 2019000318-7**  
**EXHIBIT A.3 - 2022 PLATINUM PRICING**

	<b>Cat Class</b>	<b>Description</b>	<b>Month</b>	<b>Week</b>	<b>Day</b>	<b>Change</b>
331	115-1610	TOPDRESSER 10 CUFT 30IN WALKBEHIND GAS	1215	540	135	
332	115-1700	SOD CUTTER 12IN CUT W/B	577	274	77	
333	115-1710	SOD CUTTER 18IN CUT W/B	577	274	77	
334	115-1730	SOD ROLLER 30IN WALKBEHIND GAS	729	324	86	
335	115-1770	DETHATCHER 20-22IN WALKBEHIND	500	239	68	
336	115-1810	AERATOR 10-19IN WIDTH WALKBEHIND	517	252	72	
337	115-1820	AERATOR 20-29IN WIDTH WALKBEHIND	810	387	108	
338	115-1840	AERATOR 20-29 IN WIDTH RIDE ON	1733	657	198	
339	115-1850	OVERSEEDER WALKBEHIND GAS	743	306	105	
340	115-1880	HYDRO SEEDER TRAILER MNT 600-700 GALLON	2840	999	383	
341	115-1950	EDGER LAWN	270	144	41	
342	115-1955	EDGER LAWN WALK BEHIND	365	194	51	
343	115-1960	BED EDGER	523	234	77	
344	115-2020	HEDGE TRIMMER 24IN ELEC	199	97	29	
345	115-2030	HEDGE TRIMMER 30IN ELEC	199	97	29	
346	115-2060	HEDGE TRIMMER 24IN GAS	237	130	37	
347	115-2070	HEDGE TRIMMER 24IN ON A 42IN SHAFT GAS	266	140	49	
348	115-2080	HEDGE TRIMMER 30IN GAS	266	140	49	
349	115-2180	MOWER HIGH WHEELED STRING TRIMMER GAS	292	146	51	
350	115-2190	MOWER LAWN 20-24IN PUSH GAS	183	86	24	
351	115-2200	MOWER LAWN 20-24IN SELF PROPELLED GAS	243	115	32	
352	115-2230	MOWER BRUSH 24-26IN SELF PROPELLED GAS	698	331	94	
353	115-2240	MOWER LAWN 36-48IN RIDING GAS	790	374	105	
354	115-2250	MOWER LAWN 49-60IN RIDING GAS	912	428	122	
355	115-2260	MOWER LAWN 49-60IN RIDING DIESEL	1124	533	150	
356	115-2320	WEED EATER GAS	324	86	32	
357	115-2405	RAKE POWER W/B GAS	673	324	86	
358	115-2410	LEAF BLOWER HANDHELD GAS	122	58	16	
359	115-2420	LEAF BLOWER BACKPACK GAS	212	101	29	
360	115-2430	LEAF BLOWER WALKBEHIND GAS	334	158	45	
361	115-2435	STRAW BLOWER 4 TON PER HOUR	1048	372	120	
362	115-2440	STRAW BLOWER 7 TON PER HOUR	1068	478	205	
363	115-2450	BLOWER DEBRIS TOW BEHIND GAS	4104	1377	385	
364	115-2490	POSTHOLE AUGER ONE MAN GAS	608	288	81	
365	115-2500	POSTHOLE AUGER ONE MAN TOWABLE GAS	608	288	81	
366	115-2540	POSTHOLE AUGER TWO MAN GAS	608	288	81	
367	115-2600	POST DRIVER 55LB AIR	608	288	81	
368	115-2610	POST DRIVER 45LB GAS	608	288	81	
369	115-2650	POST PULLER 3 TON MANUAL	152	54	21	
370	115-2700	CHAIN SAW 16IN ELECTRIC	274	130	37	
371	115-2754	POLE PRUNER 7IN REACH GAS	304	144	41	
372	115-2755	POLE PRUNER SAW 8-12FT REACH GAS	334	158	45	
373	115-2760	CHAIN SAW 14IN GAS	334	158	45	
374	115-2770	CHAIN SAW 16IN GAS	334	158	45	
375	115-2780	CHAIN SAW 18IN GAS	395	187	53	
376	115-2790	CHAIN SAW 20IN GAS	395	187	53	
377	115-2810	CHAIN SAW 25IN GAS	455	216	61	
378	115-2820	CHAIN SAW 28IN GAS	517	245	69	
379	115-2840	CHAIN SAW 32IN GAS	517	245	69	
380	115-2890	CHAIN SAW CONCRETE 12-16IN GAS	773	353	102	
381	115-2900	LOG SPLITTER 20-30 TON TRAILER MTD GAS	577	274	77	
382	115-2970	GRILL TRAILER MOUNTED W/ROTISSURIE LPG	608	288	81	
383	115-3510	BRUSH CHIPPER 6-7IN 20 - 25 HP GAS	1418	702	264	
384	115-3540	BRUSH CHIPPER 12IN 49 - 74 HP DSL	2430	972	405	
385	115-3545	BRUSH CHIPPER 12IN 49 - 90 HP GAS	2430	972	405	

**HERC RENTALS - CONTRACT 2019000318-7**  
**EXHIBIT A.3 - 2022 PLATINUM PRICING**

	<b>Cat Class</b>	<b>Description</b>	<b>Month</b>	<b>Week</b>	<b>Day</b>	<b>Change</b>
386	115-3570	BRUSH CHIPPER 18IN 170 - 179 HP DSL	4050	1800	689	
387	115-3600	STUMP GRINDER 10 - 19 HP GAS	1182	540	194	
388	115-3610	STUMP GRINDER 20 - 29 HP GAS	1215	554	212	
389	115-3640	STUMP GRINDER 60 - 69 HP DSL	2228	1188	446	
390	115-4010	CHARGER BATTERY 1 TO 24 V	183	65	24	
391	120-1520	CHIPPING HAMMER RETAINER 13-20 LB AIR	274	130	37	
392	120-1540	CHIPPING HAMMER RETAINER 26-31 LB AIR	304	144	41	
393	120-1610	BREAKER 30-39LB AIR	274	130	37	
394	120-1620	BREAKER 40-49LB AIR	304	144	41	
395	120-1640	BREAKER 60-69LB AIR	334	158	45	
396	120-1660	BREAKER 90-99LB AIR	426	202	57	
397	120-1695	CLAY DIGGER 20-29 LB AIR	274	130	37	
398	120-1700	CLAY DIGGER 30-39 LB AIR	274	130	37	
399	120-1750	ROCK DRILL 1-9 LB AIR	365	173	49	
400	120-1760	ROCK DRILL 10-19 LB AIR	395	187	53	
401	120-1780	ROCK DRILL 30-39 LB AIR	426	202	57	
402	120-1800	ROCK DRILL 40-49 LB AIR	486	230	65	
403	120-1810	ROCK DRILL 50-59 LB AIR	517	245	69	
404	120-1820	ROCK DRILL 60-69 LB AIR	517	245	69	
405	120-1900	ROCK SPLITTER	748	269	86	
406	120-1910	ROCK SPLITTER POWER BOX	536	243	98	
407	120-2010	RIVET BUSTER 6 IN STROKE	169	65	29	
408	120-2020	CHIPPING HAMMER 4IN STROKE ROUND	169	65	29	
409	120-2030	RIVET BUSTER 8IN STROKE	455	216	61	
410	120-2040	RIVET BUSTER 11IN STROKE	486	230	65	
411	120-3000	GRINDER BATWING 7INCH AIR	122	43	16	
412	120-3010	GRINDER ANGLE 4 IN AIR	122	43	16	
413	120-3020	GRINDER HORIZ 7 IN AIR	122	43	16	
414	120-3025	GRINDER VERTICAL 7 IN AIR	113	60	17	
415	120-3030	GRINDER STRAIGHT AIR	91	32	13	
416	120-3040	GRINDER DIE RIGHT ANGLE 1/4IN AIR	91	32	13	
417	120-3050	GRINDER DIE 1/4IN AIR	91	32	13	
418	120-3500	DRILL HORIZ 1/2INCH AIR	122	43	16	
419	120-3510	DRILL HORIZ 3/8 AIR	90	32	14	
420	120-3550	CONCRETE SLAB DRILL SINGLE 5/8-2.5IN AIR	2430	810	270	
421	120-3600	SAW CIRCULAR 8 1/4INCH AIR	183	65	24	
422	120-3610	SAW RECIPROCATING HAND AIR	220	86	32	
423	120-3620	SAW HACK HAND HELD AIR	220	86	32	
424	120-3630	SAW BAND HAND AIR	220	86	32	
425	120-3640	SAW TIG AIR	220	86	32	
426	120-3990	PIERCING TOOL 2 IN AIR	743	263	118	
427	120-4000	PIERCING TOOL 3 IN AIR	1215	432	183	
428	120-4010	PIERCING TOOL 4 IN AIR	1975	936	264	
429	125-1200	PUMP HYDROSTATIC TEST 3000 PSI MANUAL	355	133	61	
430	125-1205	PUMP HYDROSTATIC TEST 6000 PSI MANUAL	334	119	49	
431	125-1210	PUMP HYDROSTATIC TEST 500 PSI ELEC	540	230	94	
432	125-1220	PUMP HYDROSTATIC TEST 300 PSI GAS	540	230	94	
433	125-1240	PUMP HYDROSTATIC TEST 500 PSI GAS	540	230	94	
434	125-1250	PUMP HYDROSTATIC TEST 3000 PSI GAS	648	259	98	
435	125-1260	PUMP HYDROSTATIC TEST 3000 PSI ELEC STD	648	259	98	
436	125-1270	PUMP HYDROSTATIC TEST 3600PSI HYD STD	1215	576	162	
437	125-1290	PUMP HYDROSTATIC TEST 10000 PSI 2 STAGE	1071	383	144	
438	125-1300	PUMP HYDROSTATIC TEST 10000 PSI AIR	540	230	94	
439	125-1420	PIPE SNAKE 1/2IN WIDE 75FT CABLE	365	173	49	
440	125-1440	PIPE SNAKE 2IN WIDE 50FT CABLE	365	173	49	

**HERC RENTALS - CONTRACT 2019000318-7  
EXHIBIT A.3 - 2022 PLATINUM PRICING**

	<b>Cat Class</b>	<b>Description</b>	<b>Month</b>	<b>Week</b>	<b>Day</b>	<b>Change</b>
441	125-1450	PIPE SNAKE 2-4IN WIDE 100FT CBLE SELF FE	608	274	97	
442	125-1460	PIPE SNAKE 1-2IN WIDE 25FT CABLE	169	90	37	
443	125-1470	PIPE SNAKE 4-6IN WIDE 100FT CABLE	455	216	61	
444	125-1500	SEWER JETTER ELEC	517	245	69	
445	125-1510	SEWER JETTER GAS	557	274	102	
446	125-1590	THERMAL IMAGING INFARED CAMERA	833	324	113	
447	125-1595	CAMERA SEWER 1-1/2-3 HANDHELD	486	284	129	
448	125-1600	CAMERA SEWER 3-10	1215	576	162	
449	125-1610	BURIED LINE PIPE AND CAMERA LOCATOR	304	144	41	
450	125-1615	BURIED LINE TRANSMITTER NO LOCATOR	301	79	45	
451	125-1990	CONDUIT BENDER MECHANICAL 1 IN	279	140	37	
452	125-1994	CONDUIT BENDER MECHANICAL EMT/IMC RID 2IN	1276	638	168	
453	125-1997	PVC HEATER/BENDER 4 IN 120V	347	130	49	
454	125-1998	PVC HEATER/BENDER 6 IN 230V	358	137	58	
455	125-2000	CONDUIT BENDER UP TO 2 555 ELEC	669	238	89	
456	125-2010	CONDUIT BENDER 2-1/2-4IN EMT/IMC/RIGID	1155	547	154	
457	125-2015	CONDUIT BENDER 1/2-2 PROGRAMABLE ELEC	1035	401	167	
458	125-2020	CONDUIT BENDER PVC/RIG/EMT/IMC 1/2-2 ELE	797	346	130	
459	125-2025	SS TUBING BENDER 1/4-3/4 KIT W/CUTTER	540	270	90	
460	125-2030	BENDER CUTTER REBAR 3/4 HYD	604	223	86	
461	125-2040	BENDER REBAR 0 TO 180 HYD	604	223	86	
462	125-2050	REBAR TYING TOOL BATTERY	486	162	51	
463	125-2052	PIPE CUTTER 258 2.5-8IN CAP ELECTRIC	365	223	107	
464	125-2054	PIPE CUTTER 258XL 8-12IN CAP ELECTRIC	851	426	180	
465	125-2060	PIPE CUTTER UP TO 36" AIR	2420	864	302	
466	125-2110	PIPE CUTTER 8 STRAIGHT	264	130	49	
467	125-2120	PIPE CUTTER 12 STRAIGHT	331	151	57	
468	125-2130	PIPE CUTTER 16 STRAIGHT	388	173	65	
469	125-2140	PIPE CUTTER 20 STRAIGHT	466	194	68	
470	125-2150	PIPE CUTTER 24 STRAIGHT	557	216	81	
471	125-2160	PIPE CUTTER BEVELLER 2-4	183	65	24	
472	125-2170	PIPE CUTTER BEVELLER 3-8	201	71	27	
473	125-2180	PIPE CUTTER BEVELLER 7-12	243	86	32	
474	125-2190	PIPE CUTTER BEVELLER 14-20	334	119	45	
475	125-2200	PIPE CUTTER BEVELLER 20-26	455	162	61	
476	125-2210	PIPE CUTTER BEVELLER 24-30	517	184	69	
477	125-2220	PIPE CUTTER BEVELLER 30-36	577	205	77	
478	125-2230	PIPE CUTTER BEVELLER 4IN AND UP ELEC	486	173	65	
479	125-2260	PIPE CUTTER BEVELLING BAND 96	426	151	57	
480	125-2300	PIPE THREADER 535 1/8-2 ELEC	585	342	122	
481	125-2310	PIPE THREADER 1224 1/4-4 ELEC	810	360	158	
482	125-2315	PIPE THREADER 2-1/2 TO 6IN ELECTRIC	1823	608	214	
483	125-2320	PIPE THREADER 700 POWER PONY	426	151	57	
484	125-2340	PIPE THREADER GEARED ATTACH 2 1/2-4 141	365	130	49	
485	125-2350	PIPE THREADER GEARED ATTACH 4-6 161	426	151	57	
486	125-2360	PIPE THREADER 300 1/8-2 ELEC	594	317	97	
487	125-2380	PRO PEX PIPE EXPANDER 1/2 3/4 1IN BATT	152	54	21	
488	125-2405	FLANGE SPREADER 5 TON HYD DROP PIN	304	108	41	
489	125-2410	FLANGE SPREADER 5TONS RATCHET	152	86	37	
490	125-2420	FLANGE SPREADER 1TON HYD	61	22	8	
491	125-2425	FLANGE SPREADER 5TON HYD	167	81	41	
492	125-2440	FLANGE SPREADER 10 TON HYD DROP PIN	426	151	57	
493	125-2450	FLANGE SPREADER 14TON HYD	486	173	65	
494	125-2460	FLANGE SPREADER 20TONS RATCHET	517	184	69	
495	125-2465	FLANGE SPREADER 25 TON W/PUMP HYD	802	267	95	



**HERC RENTALS - CONTRACT 2019000318-7  
EXHIBIT A.3 - 2022 PLATINUM PRICING**

	<b>Cat Class</b>	<b>Description</b>	<b>Month</b>	<b>Week</b>	<b>Day</b>	<b>Change</b>
496	125-2472	FLANGE ALIGNMENT 8000LBS FAT8KM	794	421	107	
497	125-2473	FLANGE ALIGNMENT 8000LBS FA4TM	1193	750	210	
498	125-2475	FLANGE ALIGNMENT 10000LBS FAT10KM	794	421	107	
499	125-2510	CLAMP ADJ CHAIN 4-16	91	32	13	
500	125-2520	CLAMP ADJ CHAIN 6-36	144	51	18	
501	125-2530	STAND VISE PIPE YOKE	91	32	13	
502	125-2550	STAND VISE PIPE CHAIN	21	7	5	
503	125-2560	LOCATOR PIPE DIGITAL KIT	604	223	86	
504	125-2565	PIPE FREEZING TOOL 1/2 TO 2-1/2 IN ELEC	702	374	108	
505	125-2570	PIPE ROLL GROOVER ATTACHMENT 2-12	304	108	41	
506	125-2572	PIPE ROLL GROOVER MANUAL 2 TO 6IN CAP	345	122	64	
507	125-2640	RACK CONDUIT	61	22	8	
508	125-2660	18X4HOSE RACKS W/FORKLIFT SLOTS/RISER	372	155	73	
509	125-2670	WELDER FRAME 6 PACK	112	68	29	
510	125-2690	PIPE PRESS TOOL PRO 1/2 - 2 IN BATT	455	216	61	
511	125-2692	PRESSING RING KIT 2-1/2IN-4IN	360	180	99	
512	125-2695	PIPE PRESS MEGA KIT 1/2 - 2IN STD TOOL	405	203	107	
513	130-1210	DRILL MAGNETIC BASE 1/2IN ELEC	426	151	57	
514	130-1220	DRILL MAGNETIC BASE 3/4IN ELEC	517	184	69	
515	130-1230	DRILL MAGNETIC BASE 1 TO 1-1/2IN ELEC	669	238	89	
516	130-1240	DRILL MAGNETIC BASE 1-5/8 TO 2IN ELEC	669	238	89	
517	130-1250	DRILL MAGNETIC BASE 2 TO 2-1/2IN ELEC	729	257	95	
518	130-1260	DRILL MAGNETIC BASE 3IN ELEC	820	292	110	
519	130-1280	DRILL MAGNETIC BASE 2-1/6IN AIR	851	302	113	
520	130-1300	KNOCKOUT SET UP TO 4IN MANUAL HYD	180	72	32	
521	130-1305	KNOCKOUT SET 2IN BATTERY	180	72	32	
522	130-1310	KNOCKOUT SET 4IN BATTERY	180	72	32	
523	130-1450	SHEARS SHEET METAL ELEC	75	32	13	
524	130-1460	SHEARS CEMENT SIDING ELEC	166	68	32	
525	130-1470	STRUT SHEAR KIT W/ PUMP	810	468	203	
526	130-1480	SHEAR PIPE CUTTER UP TO 5IN HYD	1458	608	257	
527	130-1550	CABLE CRIMPER W/ DIE KIT 12T MANUAL HYD	507	173	65	
528	130-1555	CABLE CRIMPER DIELESS 12TON BATTERY	689	216	90	
529	130-1560	CABLE CRIMPER 15 TON 18V BATTERY U-DIE	585	468	194	
530	130-1650	WRENCH IMPACT 1/2IN BATTERY	152	72	21	
531	130-1670	WRENCH IMPACT 1/2IN ELEC	243	86	32	
532	130-1680	WRENCH IMPACT 3/4IN ELEC	274	97	37	
533	130-1690	WRENCH IMPACT 1IN ELEC	304	108	41	
534	130-1720	SHEAR WRENCH 5/8-3/4-7/8IN ELECTRIC	304	162	73	
535	130-1730	SHEAR WRENCH 3/4 TO 1-1/8IN ELECTRIC	365	183	77	
536	130-1740	PUNCH HYDRAULIC 11 TON 18V BATTERY	486	162	60	
537	130-1750	PUNCH HYDRAULIC 35 TON	486	230	65	
538	130-1755	PUNCH 15/16IN HOLE 1/2IN MATERIAL ELEC	1049	527	193	
539	130-1850	NIBBLER 10 GAUGE ELEC	243	108	41	
540	130-1950	CABLE CRIMPER 12 TON 18V BATTERY U-DIE	338	144	41	
541	130-1955	GRIP KIT WIRE SIZE 1/0 - 750MCM	365	142	64	
542	130-2150	DIE KIT FOR 6AWG TO 750KCMIL ALUM CONN	68	29	13	
543	130-2160	DIE KIT FOR 6AWG TO 750KCMIL COPPER CONN	68	29	13	
544	135-1140	TENSIONER CONV KIT STS2 1-1/4IN	123	36	14	
545	135-1142	TENSIONER CONV KIT STS3 1-5/8IN	486	162	59	
546	135-1310	TENSIONER CONV KIT STS3 1-3/4 IN	110	37	13	
547	135-1312	TENSIONER CONV KIT STS2 1-3/8 IN	110	37	13	
548	135-1314	TENSIONER CONV KIT STS4 1-7/8 IN	292	97	34	
549	135-1316	TENSIONER CONV KIT STS5 2-1/2 IN	329	110	39	
550	135-1340	TENSIONER STS3 1-5/8 TO 2IN	434	131	50	



**HERC RENTALS - CONTRACT 2019000318-7**  
**EXHIBIT A.3 - 2022 PLATINUM PRICING**

	<b>Cat Class</b>	<b>Description</b>	<b>Month</b>	<b>Week</b>	<b>Day</b>	<b>Change</b>
551	135-1341	TENSIONER STS4 1-7/8 TO 2-1/2	486	162	59	
552	135-1342	TENSIONER CONV KIT F/STS3 2IN	143	45	18	
553	135-1345	TENSIONER STS5 2-1/2 TO 3	486	162	59	
554	135-1380	TENSIONER STS2 1-1/4 TO 1-1/2	373	108	41	
555	135-2200	PUMP PNEUMATIC TENSIONER 27500 PSI	2136	635	239	
556	135-2560	WRENCH IMPACT 3/8 AIR	68	32	16	
557	135-2580	WRENCH IMPACT 1/2 AIR	68	32	16	
558	135-2590	WRENCH IMPACT 3/4 AIR	108	36	18	
559	135-2600	WRENCH IMPACT 1 AIR D-HANDLE	180	63	32	
560	135-2610	WRENCH IMPACT 1 1/2 AIR	270	90	45	
561	135-2620	WRENCH IMPACT SPLINE 1 1/2 AIR	270	90	45	
562	135-2640	WRENCH IMPACT SPLINE AIR	270	90	45	
563	135-2740	FILTER/REGULATOR/LUBRICATOR CONTROL UNIT	86	29	9	
564	135-2750	TORQUE NUTRUNNER AIR .75IN SQ 1K	675	241	97	
565	135-2755	TORQUE NUTRUNNER AIR 1IN SQ 1K	1485	527	182	
566	135-2757	TORQUE NUTRUNNER AIR 1IN SQ 3K	1620	576	243	
567	135-2760	TORQUE NUTRUNNER AIR 1.5IN SQ 4K	2039	727	271	
568	135-3050	WRENCH TORQUE 0.75 SQ 1K FT/LBS HYD	517	184	69	
569	135-3069	WRENCH TORQUE 1 SQ 3K FT/LBS HYD	1400	495	189	
570	135-3070	WRENCH TORQUE 1 SQ 4K FT/LBS HYD	1215	432	162	
571	135-3089	WRENCH TORQUE 1.5 SQ 5K FT/LBS HYD	2043	729	275	
572	135-3090	WRENCH TORQUE 1.5 SQ 8K FT/LBS HYD	1215	432	162	
573	135-3091	WRENCH TORQUE 1.5 SQ 11K FT/LBS HYD	2309	819	311	
574	135-3110	WRENCH TORQUE 1.5 SQ HYD	2187	729	257	
575	135-3130	WRENCH TORQUE PWR HEAD 8K FT/LBS HYD	395	140	53	
576	135-3140	WRENCH TORQUE PWR HEAD 16K FT/LBS HYD	577	274	77	
577	135-3141	WRENCH TORQUE 0.75 SQ 36V ELEC	2030	677	239	
578	135-3142	WRENCH TORQUE 1 SQ 36V ELEC	2075	738	280	
579	135-3150	WRENCH TORQUE IMPACT 0.75 SQ AIR	1063	378	142	
580	135-3190	TORQUE NUTRUNNER AIR 1IN SQ 2.5K	1306	464	175	
581	135-3196	TORQUE NUTRUNNER AIR 1.5IN SQ 6K	1787	635	239	
582	135-3210	WRENCH TORQUE PWR HEAD 4K FT/LBS HYD	304	108	41	
583	135-3230	WRENCH TORQUE PWR HEAD 2K FT/LBS HYD	183	65	24	
584	135-3240	WRENCH TORQUE PWR SW HEAD 5K FT/LB HYD	972	405	257	
585	135-3270	WRENCH TORQUE 1/2 250 FT/LBS MANUAL	112	40	16	
586	135-3290	WRENCH TORQUE 3/4 600 FT/LBS MANUAL	112	40	16	
587	135-3310	MULTIPLY TORQUE WRENCH 3/4X1 3000 FT/LBS	112	40	16	
588	135-3350	MULTIPLIER TORQUE WRENCH 1/2X3/4 MANUAL	112	40	16	
589	135-3370	WRENCH TORQUE 1IN 1000 FT/LBS MANUAL	158	56	21	
590	135-3390	WRENCH TORQUE 3/8 10-100 FT/LBS MANUAL	61	22	8	
591	135-3405	TORQUE HEX LINK 1-1/4 2000 FT/LB HYD	212	76	29	
592	135-3410	TORQUE HEX LINK 1-5/8 2000 FT/LBS HYD	212	76	29	
593	135-3430	TORQUE HEX LINK 1-13/16 2000 FT/LBS HYD	212	76	29	
594	135-3435	TORQUE HEX LINK 2 4000 FT/LBS HYD	256	121	34	
595	135-3439	TORQUE HEX LINK 2-3/8 2000 FT/LBS HYD	318	119	65	
596	135-3450	TORQUE HEX LINK 2-3/8 4000 FT/LBS HYD	243	86	32	
597	135-3470	TORQUE HEX LINK 3-1/8 8000 FT/LBS HYD	304	108	41	
598	135-3480	TORQUE HEX LINK 2-3/8 8000 FT/LBS HYD	310	147	41	
599	135-3490	TORQUE HEX LINK 2-3/16 4000 FT/LBS HYD	243	86	32	
600	135-3510	TORQUE HEX LINK 2-3/4 4000 FT/LBS HYD	243	86	32	
601	135-3530	TORQUE HEX LINK 3-1/2 8000 FT/LBS HYD	401	134	47	
602	135-3550	TORQUE HEX LINK 1-7/16 2000 FT/LBS HYD	212	76	29	
603	135-3570	TORQUE HEX LINK 2-9/16 8000 FT/LBS HYD	304	108	41	
604	135-3590	TORQUE HEX LINK 3-1/2 16800 FT/LBS HYD	517	184	69	
605	135-3610	TORQUE HEX LINK 3-7/8 16800 FT/LBS HYD	517	184	69	

**HERC RENTALS - CONTRACT 2019000318-7**  
**EXHIBIT A.3 - 2022 PLATINUM PRICING**

	<b>Cat Class</b>	<b>Description</b>	<b>Month</b>	<b>Week</b>	<b>Day</b>	<b>Change</b>
606	135-3630	TORQUE HEX LINK 4-1/4 16800 FT/LBS HYD	577	205	77	
607	135-3650	TORQUE HEX LINK 4-5/8 16800 FT/LBS HYD	577	205	77	
608	135-3670	TORQUE HEX LINK 2-15/16 4000 FT/LBS HYD	243	86	32	
609	135-3690	TORQUE HEX LINK 2-3/4 8000 FT/LBS HYD	304	108	41	
610	135-3730	TORQUE HEX LINK 2-15/16 8000FT/LBS HYD	334	119	45	
611	135-3750	TORQUE HEX LINK 2-9/16 4000 FT/LBS HYD	243	86	32	
612	135-3770	TORQUE HEX LINK 2 2000 FT/LB HYD	243	86	32	
613	135-3790	SPLITTER NUT 50-60 50 T HYD	274	97	37	
614	135-3900	EYE WASH STATION	266	97	37	
615	135-4060	TORQUE MULTIPLIER 25:1 1" DR	264	97	34	
616	135-5100	DRIVER ATTACHMENT 1K FT/LB HYD	212	76	29	
617	135-5205	TORQUE M2 HEX LINK 1-1/4 1300FT/LBS HYD	212	76	29	
618	135-5210	TORQUE M2 HEX LINK 1-7/16 1300FT/LBS HYD	212	76	29	
619	135-5220	TORQUE M2 HEX LINK 1-13/16 1300FT/LBSHYD	212	76	29	
620	135-5229	TORQUE M2 HEX LINK 2 3/8"	237	90	49	
621	135-6000	RR SPIKE PULLER HYD	338	122	49	
622	135-6005	RR SPIKE DRIVER TALL HYD	405	144	57	
623	135-6015	RR TAMPER TIE 10 GPM HYD	405	144	57	
624	135-6020	RR CUTOFF SAW CCW HYD	338	122	49	
625	135-6025	RR IMPACT DRILL 7/16QC HYD	338	122	49	
626	135-6030	RR RAIL DRILL HYD	503	180	69	
627	135-6035	RR JACK TRACK HYD	260	94	37	
628	140-1020	COMPRESSOR PORTABLE 4 CFM ELECTRIC	334	158	45	
629	140-1040	COMPRESSOR PORTABLE 7 CFM ELECTRIC	334	158	45	
630	140-1060	COMPRESSOR PORTABLE 8 CFM GAS	334	158	45	
631	140-1100	COMPRESSOR PORTABLE 14 CFM GAS	365	173	49	
632	140-1105	COMPRESSOR PORTABLE 17 CFM GAS	405	177	51	
633	140-1120	COMPRESSOR 50-60CFM PORTABLE GAS	428	186	68	
634	140-1220	COMPRESSOR TOWABLE 100-125 CFM DSL	446	192	81	
635	140-1260	COMPRESSOR TOWABLE 175-195 CFM DSL	540	211	110	
636	140-1265	COMPRESSOR UTILITY MOUNT 175-195 CFM DSL	972	466	171	
637	140-1280	COMPRESSOR TOWABLE 200-245 CFM DSL	793	342	178	
638	140-1360	COMPRESSOR TOWABLE 375-425CFM DSL	1283	559	239	
639	140-1375	COMPRESSOR TOWABLE 750CFM DSL	2340	1296	449	
640	140-1380	COMPRESSOR TOWABLE 825CFM DSL	2340	1296	471	
641	140-1385	COMPRESSOR TOWABLE 900CFM DSL	4050	1620	556	
642	140-1392	COMPRESSOR TOWABLE 1170CFM 350PSI DSL	5850	2106	813	
643	140-1400	COMPRESSOR TOWABLE 1600CFM DSL	5850	2106	813	
644	140-1420	COMPRESSOR TOWABLE INST QUAL 750CFM DSL	3645	1458	620	
645	140-1460	COMPRESSOR TOWABLE INST QUAL 915CFM DSL	4455	1701	680	
646	140-1480	COMPRESSOR TOWABLE INS QUAL 1600CFM DSL	6030	2426	984	
647	140-1610	COMPRESSOR RECIPROCATING 5HP ELEC	473	167	59	
648	140-1640	COMPRESSOR ROTARY 130CFM ELEC	1404	498	183	
649	140-1645	COMPRESSOR ROTARY 240CFM ELEC	1404	498	183	
650	140-1655	COMPRESSOR ROTARY 365CFM ELEC	1440	536	203	
651	140-1660	COMPRESSOR ROTARY 365CFM 125PSI ELEC	2016	804	284	
652	140-1670	COMPRESSOR ROTARY 500CFM 125PSI ELEC	2160	880	304	
653	140-1675	COMPRESSOR ROTARY 750CFM ELEC	2340	957	324	
654	140-1680	COMPRESSOR ROTARY 750CFM 125PSI ELEC	3060	1129	405	
655	140-1685	COMPRESSOR ROTARY 900CFM ELEC	3510	1186	446	
656	140-1690	COMPRESSOR ROTARY 1000CFM 125PSI ELEC	3510	1186	446	
657	140-1695	COMPRESSOR ROTARY 1500CFM ELEC	4500	1607	608	
658	140-1700	COMPRESSOR ROTARY 1500CFM 125PSI ELEC	4680	1733	628	
659	140-1705	COMPRESSOR ROTARY 1500CFM 2300V ELEC	4680	1733	628	
660	140-1710	COMPRESSOR ROTARY 1500CFM 4160V ELEC	4680	1733	628	

**HERC RENTALS - CONTRACT 2019000318-7**  
**EXHIBIT A.3 - 2022 PLATINUM PRICING**

	<b>Cat Class</b>	<b>Description</b>	<b>Month</b>	<b>Week</b>	<b>Day</b>	<b>Change</b>
661	140-1720	COMPRESSOR STATIONARY 25 CFM GAS	304	140	65	
662	140-2010	COMPRESSOR ATTACH WATER SEPARATOR	440	149	65	
663	140-2110	COMPRESSED AIR AFTERCOOLER FILTER450CFM	612	230	81	
664	140-2150	COMPRESSED AIR AFTERCOOLERFILTER1000CFM	1033	463	219	
665	140-2200	COMPRESSED AIR REFRIG DRYER 75CFM 115V	1134	401	141	
666	140-2210	COMPRESSED AIR REFRIG DRYER 250CFM 460V	1215	426	149	
667	140-2230	COMPRESSED AIR DESICCANT DRYER 450CFM	1710	684	244	
668	140-2250	COMPRESSED AIR DESICT DRYER 1500CFM 115V	2437	898	300	
669	140-2270	COMPRESSOR ATTACH DRYER 2501-3000 CFM	4446	1582	577	
670	140-2310	AFTERCOOLER DRYER FILTER 500CFM	2116	813	278	
671	140-2330	AFTERCOOLER DRYER FILTER 1000CFM	2706	1048	317	
672	140-2350	AFTERCOOLER DRYR FILTER OILFLOOD 1600CFM	3625	1326	449	
673	140-2410	COMPRESSOR ATTACH MIST ELMIN 500-999 CFM	536	203	97	
674	140-2420	COMPRESSOR ATTACH MIST ELMIN1500-2000CFM	1033	367	146	
675	140-3300	FILTER POT CARBON 6 BAG VESSEL	900	288	81	
676	140-3310	FILTER POT SS 2 VESSELS BAG SKID	1458	495	162	
677	140-3314	FILTER POT SS 4 BAG VESSEL 4IN INLT SKID	1845	504	167	
678	140-3316	FILTER POT SS 6 BAG VESSEL 6IN INLT SKID	1845	504	167	
679	140-3318	FILTER POT SS 8 BAG VESSEL 8IN INLT SKID	1845	504	167	
680	140-3320	FILTER POT CODED 12 IN CT BP TRAILER	3510	1044	389	
681	140-3330	FILTER POT CODED DUAL 12 IN TRAILER	5130	1836	689	
682	140-3332	FILTER POT SAND SS 4 POT 8IN INLET SKID	2835	972	342	
683	140-3430	DIESEL PARTICULATE FILTER FOR 4.9L	1620	864	486	
684	140-3570	MANIFOLD AIR 10 GALLON TANK	310	111	45	
685	140-3580	MANIFOLD AIR 15 GALLON TANK	310	111	45	
686	150-1040	RAMMER SAND	185	88	26	
687	150-1060	RAMMER JUMPING JACK 1LB - 99LB GAS	324	180	63	
688	150-1070	RAMMER JUMPING JACK 100LB - 150LB GAS	324	180	63	
689	150-1080	RAMMER JUMPING JACK 151LB - 199LB GAS	324	180	63	
690	150-1120	RAMMER JUMPING JACK 100LB - 199LB BATT	567	275	81	
691	150-1140	RAMMER JUMPING JACK 100LB - 199LB DSL	567	275	81	
692	150-1260	PLATE COMPACTOR UP TO 299LB GAS	356	214	68	
693	150-1420	PLATE COMPACTOR 100LB TO 199LB REVERSBLE	447	214	68	
694	150-1440	PLATE COMPACTOR 200LB TO 299LB REVERSBLE	540	261	77	
695	150-1460	PLATE COMPACTOR 300LB TO 399LB REVERSBLE	540	261	77	
696	150-1500	PLATE COMPACTOR 500LB TO 599LB REVERSBLE	810	378	117	
697	150-1520	PLATE COMPACTOR 600LB TO 699LB REVERSBLE	869	428	126	
698	150-1540	PLATE COMPACTOR 700LB TO 799LB REVERSBLE	922	455	135	
699	150-1560	PLATE COMPACTOR 900LB TO 999LB REVERSBLE	1448	711	212	
700	150-1580	PLATE COMPACTOR 1000 TO 1100LB REVERSBLE	1448	711	212	
701	150-1600	PLATE COMPACTOR 1100LB-1199LB REVERSBLE	1500	738	221	
702	150-1720	TAMPER 30LB 6IN AIR	304	149	45	
703	150-2020	ROLLER WALKBEHIND DOUBLE DRUM 25IN GAS	675	369	140	
704	150-2040	ROLLER WALKBEHIND SINGLE DRUM 28IN GAS	709	378	142	
705	150-2100	ROLLER WALKBEHIND SINGLE DRUM 30IN GAS	709	378	142	
706	150-2220	ROLLER TRENCH VIBRA DBL DRUM 22IN DSL	1654	756	320	
707	150-2260	ROLLER TRENCH VIBRA DBL DRUM 32IN DSL	1654	756	320	
708	150-2560	ROLLER RIDE-ON PADFT 54IN SNG 5 TON	3101	1395	450	
709	150-2580	ROLLER RIDE-ON PADFT 66IN SNG 8 TON	3231	1404	522	
710	150-2600	ROLLER RIDE-ON PADFT 84IN SNG 11 TON	3942	1625	588	
711	150-2620	ROLLER RIDE-ON PADFT 84IN SNG 14 TON	4392	1809	707	
712	150-2730	ROLLER RIDE-ON SMOOTH 54IN SNG 5 TON	2237	981	401	
713	150-2760	ROLLER RIDE-ON SMOOTH 66IN SNG 8 TON	2646	1206	482	
714	150-2770	ROLLER RIDE-ON SMOOTH 84IN SNG 11 TON	3510	1476	559	
715	150-2820	ROLLER RIDE-ON SMOOTH 35IN DBL 1 TON GAS	1062	446	158	

**HERC RENTALS - CONTRACT 2019000318-7**  
**EXHIBIT A.3 - 2022 PLATINUM PRICING**

	<b>Cat Class</b>	<b>Description</b>	<b>Month</b>	<b>Week</b>	<b>Day</b>	<b>Change</b>
716	150-2840	ROLLER RIDE-ON SMOOTH 47IN DBL 2 TON DSL	1418	554	227	
717	150-2860	ROLLER RIDE-ON SMOOTH 47IN DBL 3 TON DSL	1418	554	227	
718	150-2880	ROLLER RIDE-ON SMOOTH 66IN DBL 7 TON DSL	3600	1826	588	
719	150-2920	ROLLER RIDE-ON SMOOTH 66IN DBL 11TON DSL	4050	1959	677	
720	150-2950	ROLLER ATTACHMENT PADFOOT 5 TON	413	153	51	
721	150-2960	ROLLER ATTACHMENT PADFOOT 8 TON	612	315	107	
722	150-2970	ROLLER ATTACHMENT PADFOOT 11 TON	765	345	129	
723	150-3020	ROLLER ASPHALT 9 WHL PNUEMATIC 68IN 12TN	3531	1176	205	
724	150-3240	PLATE ATT 12IN 1-7MT MINI EX 3000LB	820	389	110	
725	150-3260	PLATE ATT 24IN BH & 8MT MINI EX 6500LB	1033	486	129	
726	150-3265	PLATE ATT 18IN 1-7MT MINI EX 3400LB	1033	486	129	
727	150-3300	PLATE ATT 27IN 10-18MT EXCAVATOR 11000LB	1722	810	214	
728	150-3320	PLATE ATT 34IN 19-24MT EXCAVATOR 21000LB	1894	891	235	
729	150-4000	ROAD MILLING COLD 20IN WIDE	8713	3239	1155	
730	150-4010	ROAD MILLING COLD 80IN WIDE	25132	8730	2138	
731	150-4020	TRAILER ASPHALT 4 TON	2754	1309	334	
732	150-4100	TRAILER ASPHALT HEATED SPRAYER 300 GAL	2116	706	235	
733	150-4120	ASPHALT CRACK FILLER W/B LP	576	270	117	
734	150-5000	TRAILER CRACK SEALER 250 GAL	3150	1026	410	
735	175-1100	SURVEILLANCE TRAILER SINGLE CAMERA UNIT	1710	573	234	
736	175-1105	SURVEILLANCE TRAILER INFARED CAMERA	1872	626	248	
737	175-1110	SURVEILLANCE SINGLE CAMERA UNIT EXTRA	428	146	60	
738	175-1115	SURVEILLANCE CAMERA W TRIPOD 115V	727	248	103	
739	175-1120	SURVEILLANCE INFRARED CAMERA EXTRA	500	171	72	
740	200-1015	MINI WHEEL LOADER W/B < 600LB CAPBATTERY	2754	972	410	
741	200-1020	MINI TRACK LOADER W/B < 600LB CAP GAS	1497	642	214	
742	200-1030	MINI TRACK LOADER W/B < 600LB CAP DSL	1497	642	214	
743	200-1040	MINI TRACK LOADER W/B > 600LB CAP DSL	1582	680	244	
744	200-1050	MINI TRACK LOADER W/B 2000LB CAP DSL	2133	941	338	
745	200-1310	SKIDSTEER LOADER 250-750LB ROPS	1497	486	171	
746	200-1311	SKIDSTEER LOADER 250-750LB CAB	1539	496	180	
747	200-1350	SKIDSTEER LOADER 1300-2099LB ROPS	1148	445	177	
748	200-1351	SKIDSTEER LOADER 1300-2099LB CAB	1193	473	192	
749	200-1352	SKIDSTEER LOADER 1751-2099LB ROPS HF	1193	473	192	
750	200-1353	SKIDSTEER LOADER 1751-2099LB CAB HF	1193	473	192	
751	200-1360	SKIDSTEER LOADER 2100-2399LB ROPS	1305	578	247	
752	200-1361	SKIDSTEER LOADER 2100-2399LB CAB	1350	647	275	
753	200-1362	SKIDSTEER LOADER 2100-2399LB ROPS HF	1350	647	275	
754	200-1370	SKIDSTEER LOADER 2400-2999LB ROPS	1305	578	247	
755	200-1371	SKIDSTEER LOADER 2400-2999LB CAB	1350	647	275	
756	200-1372	SKIDSTEER LOADER 2400-2999LB ROPS HF	1350	647	275	
757	200-1373	SKIDSTEER LOADER 2400-2999LB CAB HF	1463	682	279	
758	200-1381	SKIDSTEER LOADER OVER 3000LB CAB	1607	734	301	
759	200-1382	SKIDSTEER LOADER OVER 3000LB ROPS HF	1823	816	341	
760	200-1420	COMPACT TRACK LOADER 600-1299LB ROPS	1845	715	276	
761	200-1430	COMPACT TRACK LOADER 1300-1699LB ROPS	1845	715	276	
762	200-1431	COMPACT TRACK LOADER 1300-1699LB CAB	1890	734	293	
763	200-1440	COMPACT TRACK LOADER 1700-1999LB ROPS	1845	715	276	
764	200-1441	COMPACT TRACK LOADER 1700-1999LB CAB	1890	734	293	
765	200-1450	COMPACT TRACK LOADER 2000-2399LB ROPS	1845	715	276	
766	200-1451	COMPACT TRACK LOADER 2000-2399LB CAB	1890	734	293	
767	200-1452	COMPACT TRACK LOADER 2000-2399LB ROPS HF	1890	734	293	
768	200-1453	COMPACT TRACK LOADER 2000-2399LB CAB HF	1980	765	306	
769	200-1460	COMPACT TRACK LOADER 2400-2799LB ROPS	1980	765	306	
770	200-1461	COMPACT TRACK LOADER 2400-2799LB CAB	2025	834	322	

**HERC RENTALS - CONTRACT 2019000318-7**  
**EXHIBIT A.3 - 2022 PLATINUM PRICING**

	<b>Cat Class</b>	<b>Description</b>	<b>Month</b>	<b>Week</b>	<b>Day</b>	<b>Change</b>
771	200-1462	COMPACT TRACK LOADER 2400-2799LB ROPS HF	2025	834	322	
772	200-1463	COMPACT TRACK LOADER 2400-2799LB CAB HF	2250	943	359	
773	200-1470	COMPACT TRACK LOADER 2800LB & OVER ROPS	2250	943	359	
774	200-1471	COMPACT TRACK LOADER 2800LB & OVER CAB	2340	983	370	
775	200-1472	COMPACT TRACK LOADER 2800LB & UP ROPS HF	2340	983	370	
776	200-1473	COMPACT TRACK LOADER 2800LB & UP CAB HF	2430	997	383	
777	210-1100	BACKHOE COMPACT TLB 20-23HP 4WD ROPS DSL	1560	662	211	
778	210-1200	BACKHOE COMPACT TLB 24-29HP 4WD ROPS DSL	1904	774	256	
779	210-3100	BACKHOE 70-97HP 2WD ROPS DSL	1755	720	268	
780	210-3150	BACKHOE 70-97HP 2WD CAB DSL	1755	720	268	
781	210-3200	BACKHOE 70-97HP 4WD ROPS DSL	1755	720	268	
782	210-3205	BACKHOE 70-97HP 4WD ROPS EXTENDAHOE DSL	1755	720	268	
783	210-3250	BACKHOE 70-97HP 4WD CAB DSL	1890	784	300	
784	210-3255	BACKHOE 70-97HP 4WD CAB EXTENDAHOE DSL	1890	784	300	
785	210-4205	BACKHOE 98-115HP 4WD ROPS EXTENDAHOE DSL	2970	1114	396	
786	210-4250	BACKHOE 98-115HP 4WD CAB DSL	3038	1165	414	
787	210-4255	BACKHOE 98-115HP 4WD CAB EXTENDAHOE DSL	3038	1165	414	
788	210-5205	BACKHOE OVER 115HP 4WD ROPS EXTENHOE DSL	4590	1620	576	ADD
789	210-5250	BACKHOE OVER 115HP 4WD CAB DSL	4590	1620	576	
790	210-5255	BACKHOE OVER 115HP 4WD CAB EXTENDHOE DSL	4590	1620	576	
791	230-1000	DEMOLITION ROBOT DXR140 2200LB 12FT ELEC	5985	2138	684	
792	230-1100	DEMOLITION ROBOT DXR300 4300LB 17FT ELEC	7695	2993	1026	
793	230-1200	BREAKER DEMOLITION ROBOT 310LB DXR140	1026	342	149	
794	230-1210	BREAKER DEMOLITION ROBOT 440LB DXR300	1283	428	171	
795	230-1215	BREAKER DEMOLITION ROBOT 660LB DXR300	1539	513	194	
796	230-1300	DEMOLITION ROBOT ATTCH GRAPPLER DXR140	1283	428	171	
797	230-1310	DEMOLITION ROBOT ATTCH GRAPPLER DXR300	1283	428	171	
798	230-1400	DEMOLITION ROBOT ATTCH CRUSHER DXR140	2138	684	302	
799	230-1410	DEMOLITION ROBOT ATTCH CRUSHER DXR300	2394	855	364	
800	230-1430	DEMOLITION ROBOT ATTCH DRUMCUTTER DXR300	2394	855	364	
801	230-1500	DEMOLITION ROBOT ATTCH SHEARER 140/300	2394	855	364	
802	230-1600	DEMOLITION ROBOT BUCKET 12 SMOOTH DXR140	193	64	26	
803	230-1610	DEMOLITION ROBOT BUCKET 12 SMOOTH DXR300	193	64	26	
804	230-1620	DEMOLITION ROBOT BUCKET 20 TRENCH DXR140	193	64	26	
805	230-1630	DEMOLITION ROBOT BUCKET 20 TRENCH DXR300	193	64	26	
806	230-1640	DEMOLITION ROBOT BUCKET 30 SMOOTH DXR140	193	64	26	
807	230-1650	DEMOLITION ROBOT BUCKET 30 SMOOTH DXR300	193	64	26	
808	240-1000	MINI-EXCAVATOR 2000-2999 LBS DSL ROPS	1305	627	229	
809	240-1002	MINI-EXCAVATOR 2000-2999 LBS ELC ROPS	2520	959	405	ADD
810	240-1200	MINI-EXCAVATOR 4000-4999 LBS DSL ROPS	1305	627	229	
811	240-1201	MINI-EXCAVATOR 4000-4999 LBS HYBRID ROPS	2520	959	405	
812	240-1300	MINI-EXCAVATOR 5000-6999 LBS DSL ROPS	1305	627	229	
813	240-1310	MINI-EXCAVATOR 5000-6999 LBS DSL CAB	1350	647	240	
814	240-1315	MINI-EXCAVATOR 5000-6999 LBS ELE CAB	5400	2588	961	ADD
815	240-1400	MINI-EXCAVATOR 7000-8999 LBS DSL ROPS	1463	680	250	
816	240-1410	MINI-EXCAVATOR 7000-8999 LBS DSL CAB	1530	700	265	
817	240-1500	MINI-EXCAVATOR 9000-11999 LBS DSL ROPS	1823	775	277	
818	240-1510	MINI-EXCAVATOR 9000-11999 LBS DSL CAB	2019	801	306	
819	240-1600	MINI-EXCAVATOR 12000-13999 LBS DSL ROPS	2165	878	347	
820	240-1610	MINI-EXCAVATOR 12000-13999 LBS DSL CAB	2250	954	374	
821	240-1620	MINI-EXCAVATOR 12000 LBS DSL CAB WHEELED	5310	2160	945	
822	240-1700	MINI-EXCAVATOR 14000-19000 LBS DSL ROPS	2709	1035	405	
823	240-1710	MINI-EXCAVATOR 14000-19000 LBS DSL CAB	2709	1035	405	
824	240-2000	EXCAVATOR 28000-38000 LBS STD REACH	3960	1461	606	
825	240-2020	EXCAVATOR 28000-38000 LBS REDUCED TAIL	3960	1461	621	



**HERC RENTALS - CONTRACT 2019000318-7**  
**EXHIBIT A.3 - 2022 PLATINUM PRICING**

	<b>Cat Class</b>	<b>Description</b>	<b>Month</b>	<b>Week</b>	<b>Day</b>	<b>Change</b>
826	240-2030	EXCAVATOR 28000-38000 LBS RED TAILRUBTRK	4680	1665	653	
827	240-2040	EXCAVATOR 28000-38000 LBS CAB WHEELED	7020	2430	810	
828	240-2100	EXCAVATOR 39000-42000 LBS STD REACH	4950	1857	768	
829	240-2200	EXCAVATOR 43000-49999 LBS STD REACH	4950	1857	768	
830	240-2210	EXCAVATOR 43000-49999 LBS LONG REACH	6750	2610	1090	
831	240-2300	EXCAVATOR 50000-59999 LBS STD REACH	6274	2502	1013	
832	240-2310	EXCAVATOR 50000-59999 LBS LONG REACH	9315	3637	1394	
833	240-2320	EXCAVATOR 50000-59999 LBS REDUCED TAIL	6274	2502	1013	
834	240-2350	EXCAVATOR 50000-59999 LBS WHEELED	9315	3637	1394	
835	240-2400	EXCAVATOR 60000-69999 LBS STD REACH	7043	2844	1148	
836	240-2410	EXCAVATOR 60000-69999 LBS LONG REACH	9315	3637	1394	
837	240-2500	EXCAVATOR 70000-80000 LBS STD REACH	7650	3162	1265	
838	240-2510	EXCAVATOR 70000-80000 LBS REDUCED TAIL	10530	4172	1582	
839	250-1100	DOZER STD TRACK 70-85 HP ROPS	3207	1292	507	
840	250-1140	DOZER WIDE TRACK 70-85 HP ROPS	3207	1292	507	
841	250-1160	DOZER WIDE TRACK 70-85 HP CAB	3424	1379	555	
842	250-1200	DOZER STD TRACK 86-95 HP ROPS	3600	1422	585	
843	250-1220	DOZER STD TRACK 86-95 HP CAB	3600	1422	585	
844	250-1240	DOZER WIDE TRACK 86-95 HP ROPS	3600	1422	585	
845	250-1260	DOZER WIDE TRACK 86-95 HP CAB	3600	1422	585	
846	250-1300	DOZER STD TRACK 96-105 HP ROPS	3842	1570	629	
847	250-1320	DOZER STD TRACK 96-105 HP CAB	4050	1602	671	
848	250-1340	DOZER WIDE TRACK 96-105 HP ROPS	3842	1570	629	
849	250-1360	DOZER WIDE TRACK 96-105 HP CAB	4050	1602	671	
850	250-1420	DOZER STD TRACK 106-130 HP CAB	6087	2337	988	
851	250-1450	DOZER WIDE TRACK 106-130 HP ROPS	6087	2337	960	
852	250-1460	DOZER WIDE TRACK 106-130 HP CAB	6087	2337	988	
853	250-1560	DOZER WIDE TRACK 131-165 HP CAB	7268	2838	1076	
854	250-1660	DOZER WIDE TRACK 165-205 HP CAB	8618	3085	1238	
855	260-1100	ROAD GRADER 110-119HP DSL	4982	1722	628	
856	260-1120	ROAD GRADER 130-139HP DSL	7196	2563	936	
857	265-1010	COMPACT LOADER 0.75 YD STD BKT DSL	2397	936	446	
858	265-1110	COMPACT LOADER 1.0-1.4 YD STD BKT DSL	2597	1008	486	
859	265-1300	WHEEL LOADER 2.0-2.4 YD STD BKT DSL	3393	1323	473	
860	265-1310	WHEEL LOADER 3.0-3.4 YD STD BKT DSL	4410	1547	605	
861	265-1320	WHEEL LOADER 2.5-3.4 YD MP BKT DSL	4500	1766	626	
862	265-1410	WHEEL LOADER 3.5-3.9 YD STD BKT DSL	4500	1766	626	
863	265-1510	WHEEL LOADER 4.0-4.5 YD STD BKT DSL	5715	1872	740	
864	265-1520	WHEEL LOADER 4.0-4.5 YD MP BKT DSL	6075	2167	794	
865	265-1610	WHEEL LOADER 4.6-5.5 YD STD BKT DSL	9900	3087	1197	
866	275-1120	TRACTOR COMPACT 20-29HP 4WD DSL	1215	504	194	
867	275-1140	TRACTOR 30-39HP 4WD DSL	1317	536	215	
868	275-1160	TRACTOR 40-49HP 4WD DSL	1384	549	223	
869	275-1200	TRACTOR 60-69HP 4WD DSL	1418	576	231	
870	275-1300	TRACTOR 90-99HP 4WD DSL	1553	575	243	
871	275-2140	TRACTOR LOADER 30-39HP 4WD DSL	1452	644	250	
872	275-2200	TRACTOR SKIPLOADER 60-90HP 4WD DSL	1890	788	284	
873	280-1010	TRENCHER CABLE INSTALLER W/B GAS	648	293	90	
874	280-1020	TRENCHER W/B TRACK 24IN GAS	860	491	167	
875	280-1030	TRENCHER W/B TRACK 30IN GAS	895	491	178	
876	280-1040	TRENCHER W/B TRACK 36IN GAS	895	491	178	
877	280-1060	TRENCHER W/B WHEEL 0IN TO 18IN GAS	692	333	122	
878	280-1070	TRENCHER W/B WHEEL 24IN GAS	810	454	158	
879	280-1090	TRENCHER W/B WHEEL 36IN GAS	827	454	170	
880	280-1110	TRENCHER RIDE-ON 35-49HP DSL	1953	864	345	



**HERC RENTALS - CONTRACT 2019000318-7**  
**EXHIBIT A.3 - 2022 PLATINUM PRICING**

	<b>Cat Class</b>	<b>Description</b>	<b>Month</b>	<b>Week</b>	<b>Day</b>	<b>Change</b>
881	280-1150	TRENCHER RIDE-ON 120-130HP DSL	7560	3240	1215	
882	290-1000	WB LOADER ATTACHMENT AUGER	345	134	47	
883	290-1005	WB LOADER ATTACHMENT TRENCHER	421	203	73	
884	290-1010	WB LOADER SOIL CONDITIONER	689	284	95	
885	290-1015	WB LOADER ATTACHMENT TILLER	498	223	81	
886	290-1020	WB LOADER ATTACHMENT LEVELER	115	49	17	
887	290-1025	WB LOADER ATTACHMENT BREAKER <250 LBS	842	401	141	
888	290-1030	WB LOADER ATTACHMENT ROTARY BRUSH MOWER	746	304	107	
889	290-1035	WB LOADER ATTACHMENT BUCKET	69	24	9	
890	290-1040	WB LOADER ATTACHMENT GRAPPLE BKT 36IN	329	146	51	
891	290-1045	WB LOADER ATTACHMENT GRAPPLE BKT 42IN	329	146	51	
892	290-1050	WB LOADER ATTACHMENT GRAPPLE BKT 48IN	329	146	51	
893	290-1060	WB LOADER ATTACHMENT FORKS	172	61	22	
894	290-1065	WB LOADER ATTACHMENT BRUSH GRAPPLE	348	146	51	
895	290-1070	WB LOADER ATTACHMENT DOZER BLADE	345	146	51	
896	290-1080	WB LOADER ATTACHMENT BORING	345	183	81	
897	290-1090	WB LOADER ATTACHMENT VIBRATORY PLOW	689	284	95	
898	290-2000	SKIDSTEER ATTACHMENT AUGER MED TORQUE	574	231	81	
899	290-2005	SKIDSTEER ATTACHMENT AUGER HI TORQUE	574	231	81	
900	290-2010	SKIDSTEER ATTACHMENT ANGLE BROOM	651	284	95	
901	290-2015	SKIDSTEER ATTACHMENT SWEEPER	651	284	95	
902	290-2020	SKIDSTEER ATTACHMENT SNOW PUSHER	421	203	103	
903	290-2022	SKIDSTEER ATTACHMENT ANGLE SNOW PLOW	527	225	104	
904	290-2025	SKIDSTEER ATTACHMENT SNOW BLOWER	574	243	120	
905	290-2030	SKIDSTEER ATTACHMENT TRENCHER	918	365	124	
906	290-2035	SKIDSTEER ATTACHMENT LEVELER	576	230	81	
907	290-2045	SKIDSTEER ATTACHMENT ROOT RAKE W CLAMP	345	170	77	
908	290-2050	SKIDSTEER ATTACHMENT ROCK HOUND RAKE	761	304	124	
909	290-2055	SKIDSTEER ATTACHMENT SOIL CONDITIONER	761	304	124	
910	290-2057	SKIDSTEER ATTACHMENT FLAIL MOWER	1722	729	257	
911	290-2058	SKIDSTEER ATTACHMENT BRUSH CUTTER 60 SF	1129	474	167	
912	290-2059	SKIDSTEER ATTACHMENT BRUSH CUTTER 66 SF	1052	418	149	
913	290-2060	SKIDSTEER ATTACHMENT BRUSH CUTTER 72 SF	1129	474	167	
914	290-2061	SKIDSTEER ATTACHMENT BRUSH CUTTER 96 SF	1607	680	239	
915	290-2062	SKIDSTEER ATTACHMENT BRUSH CUTTER 60 HF	1607	680	239	
916	290-2063	SKIDSTEER ATTACHMENT BRUSH CUTTER 72 HF	1339	567	201	
917	290-2065	SKIDSTEER ATTACHMENT FORESTRY MULCHER	3443	1620	684	
918	290-2070	SKIDSTEER ATTACHMENT PLANER 14IN SF	1836	932	278	
919	290-2073	SKIDSTEER ATTACHMENT PLANER 18IN HF	1913	993	325	
920	290-2075	SKIDSTEER ATTACHMENT PLANER 24IN HF	2257	1175	385	
921	290-2080	SKIDSTEER ATTACHMENT TILLER	574	264	95	
922	290-2085	SKIDSTEER ATTACHMENT SILTFENCE INSTALLER	551	194	68	
923	290-2090	SKIDSTEER ATTACHMENT STUMP GRINDER	746	324	98	
924	290-2092	SKIDSTEER ATTACHMENT POST DRIVER	765	306	108	
925	290-2095	SKIDSTEER ATTACHMENT SPREADER	551	194	68	
926	290-2100	SKIDSTEER ATTACHMENT TREE BOOM	321	170	60	
927	290-2105	SKIDSTEER ATTACHMENT TILE SCRAPER	367	194	68	
928	290-2110	SKIDSTEER ATTACHMENT BACKHOE	746	324	98	
929	290-2120	SKIDSTEER ATTACHMENT SHEAR	790	324	98	
930	290-2125	SKIDSTEER ATTACHMENT DOZER BLADE	321	170	60	
931	290-2130	SKIDSTEER ATTACHMENT MISCELLANEOUS	367	194	68	
932	290-2135	SKIDSTEER ATTACHMENT VACUUM LIFT BATTERY	729	365	153	
933	290-2140	SKIDSTEER ATTACHMENT FORKS 42IN	214	97	34	
934	290-2145	SKIDSTEER ATTACHMENT FORKS 48IN	214	97	34	
935	290-2148	SKIDSTEER ATTACHMENT FORKS 72IN	478	214	73	ADD

**HERC RENTALS - CONTRACT 2019000318-7**  
**EXHIBIT A.3 - 2022 PLATINUM PRICING**

	<b>Cat Class</b>	<b>Description</b>	<b>Month</b>	<b>Week</b>	<b>Day</b>	<b>Change</b>
936	290-2155	SKIDSTEER ATTACHMENT POLE SETTER	454	194	68	
937	290-2195	SKIDSTEER ATTACHMENT ASPHALT FLOAT	804	340	149	
938	290-2200	SKIDSTEER ATTACHMENT BREAKER <90 LBS	842	401	141	
939	290-2205	SKIDSTEER ATTACHMENT BREAKER 91-190 LBS	842	401	141	
940	290-2210	SKIDSTEER ATTACHMENT BREAKER 191-290 LBS	842	401	141	
941	290-2220	SKIDSTEER ATTACHMENT BREAKER 291-390 LBS	842	401	141	
942	290-2225	SKIDSTEER ATTACHMENT BREAKER 391-600 LBS	1033	474	167	
943	290-2230	COMBO SSL M-EX ATTACH BREAKER 391-600LBS	1033	474	167	
944	290-2235	SKIDSTEER ATTACHMENT BREAKER 601-900 LBS	1033	474	167	
945	290-2240	SKIDSTEER ATTACHMENT BREAKER 901-1250LBS	1033	474	167	
946	290-2300	SKIDSTEER ATTACHMENT BUCKET 36IN	69	24	9	
947	290-2320	SKIDSTEER ATTACHMENT BUCKET 44IN 4 IN 1	345	122	51	
948	290-2325	SKIDSTEER ATTACHMENT BUCKET 44IN	69	24	9	
949	290-2332	SKIDSTEER ATTACHMENT BUCKET 56IN LOW-PRO	69	24	9	
950	290-2340	SKIDSTEER ATTACHMENT BUCKET 62IN	69	24	9	
951	290-2345	SKIDSTEER ATTACHMENT BUCKET 62IN 4 IN 1	345	122	51	
952	290-2350	SKIDSTEER ATTACHMENT BUCKET 62IN LOW-PRO	69	24	9	
953	290-2360	SKIDSTEER ATTACHMENT BUCKET 66IN	69	24	9	
954	290-2365	SKIDSTEER ATTACHMENT BUCKET 66IN 4 IN 1	345	122	51	
955	290-2370	SKIDSTEER ATTACHMENT BUCKET 66IN LOW-PRO	69	24	9	
956	290-2380	SKIDSTEER ATTACHMENT BUCKET 68IN	69	24	9	
957	290-2385	SKIDSTEER ATTACHMENT BUCKET 68IN 4 IN 1	345	122	51	
958	290-2390	SKIDSTEER ATTACHMENT BUCKET 68IN LOW-PRO	69	24	9	
959	290-2400	SKIDSTEER ATTACHMENT BUCKET 72IN	69	24	9	
960	290-2402	SKIDSTEER ATTACHMENT BUCKET 72IN LOW-PRO	69	24	9	
961	290-2405	SKIDSTEER ATTACHMENT BUCKET 72IN 4 IN 1	345	122	51	
962	290-2420	SKIDSTEER ATTACHMENT BUCKET 74IN	69	24	9	
963	290-2425	SKIDSTEER ATTACHMENT BUCKET 74IN 4 IN 1	345	122	51	
964	290-2430	SKIDSTEER ATTACHMENT BUCKET 74IN LIGHT	69	24	9	
965	290-2435	SKIDSTEER ATTACHMENT BUCKET 74IN LOW-PRO	69	24	9	
966	290-2440	SKIDSTEER ATTACHMENT BUCKET 78IN LOW-PRO	69	24	9	
967	290-2460	SKIDSTEER ATTACHMENT BUCKET 80IN	69	24	9	
968	290-2467	SKIDSTEER ATTACHMENT BUCKET 80IN LOW-PRO	69	24	9	
969	290-2475	SKIDSTEER ATTACHMENT BUCKET 84IN	69	24	9	
970	290-2500	SKIDSTEER ATTACHMENT BRUSH GRAPPLE	421	183	64	
971	290-2502	SKIDSTEER ATTACHMENT GRAPPLE BKT 36IN	410	153	50	
972	290-2503	SKIDSTEER ATTACHMENT GRAPPLE BKT 48IN	410	153	50	
973	290-2505	SKIDSTEER ATTACHMENT GRAPPLE BKT 60-65IN	440	194	68	
974	290-2510	SKIDSTEER ATTACHMENT GRAPPLE BKT 66-71IN	440	194	68	
975	290-2515	SKIDSTEER ATTACHMENT GRAPPLE BKT 72-77IN	440	194	68	
976	290-2520	SKIDSTEER ATTACHMENT GRAPPLE BKT >77IN	440	194	68	
977	290-2600	TOOLCAT ATTACHMENT SPREADER	440	194	68	
978	290-3000	TRACTOR ATTACHMENT AUGER	689	267	95	
979	290-3010	TRACTOR ATTACHMENT SNOW PUSHER	440	158	73	
980	290-3020	TRACTOR ATTACHMENT RIPPER	306	122	43	
981	290-3030	TRACTOR ATTACHMENT BOX BLADE	306	122	43	
982	290-3035	TRACTOR ATTACHMENT LANDSCAPE RAKE 3PT	324	122	43	
983	290-3040	TRACTOR ATTACHMENT ROTARY BRUSH MOWER	364	134	56	
984	290-3045	TRACTOR ATTACHMENT BOOM MOWER	1395	540	225	
985	290-3047	TRACTOR ATTACHMENT FLAIL MOWER	567	221	72	
986	290-3060	TRACTOR ATTACHMENT TILLER	498	183	64	
987	290-3070	TRACTOR ATTACHMENT SPREADER	345	122	51	
988	290-3080	TRACTOR ATTACHMENT BACKHOE	932	401	124	
989	290-4010	BACKHOE ATTACHMENT COMPACTION WHL 12IN	651	304	107	
990	290-4015	BACKHOE ATTACHMENT COMPACTION WHL 18IN	651	304	107	

**HERC RENTALS - CONTRACT 2019000318-7**  
**EXHIBIT A.3 - 2022 PLATINUM PRICING**

	<b>Cat Class</b>	<b>Description</b>	<b>Month</b>	<b>Week</b>	<b>Day</b>	<b>Change</b>
991	290-4020	BACKHOE ATTACHMENT COMPACTION WHL 24IN	651	304	107	
992	290-4025	BACKHOE ATTACHMENT SHEAR	2869	1211	423	
993	290-4030	BACKHOE ATTACHMENT THUMB	115	61	22	
994	290-4050	BACKHOE ATTACHMENT FORKS 42IN	264	110	39	
995	290-4055	BACKHOE ATTACHMENT FORKS 48IN	264	110	39	
996	290-4060	BACKHOE ATTACHMENT FORKS 60IN	287	122	43	
997	290-4065	BACKHOE ATTACHMENT FORKS 72IN	287	122	43	
998	290-4100	BACKHOE BUCKET CRIBBING 8IN QC	90	45	23	
999	290-4105	BACKHOE BUCKET CRIBBING 8IN PO	90	45	23	
1000	290-4120	BACKHOE BUCKET TRENCH 12IN QC	90	45	23	
1001	290-4130	BACKHOE BUCKET TRENCH 16IN QC	90	45	23	
1002	290-4140	BACKHOE BUCKET TRENCH 18IN QC	90	45	23	
1003	290-4145	BACKHOE BUCKET TRENCH 18IN PO	90	45	23	
1004	290-4150	BACKHOE BUCKET TRENCH 24IN QC	90	45	23	
1005	290-4152	BACKHOE BUCKET SMOOTH 24IN QC	90	45	23	
1006	290-4155	BACKHOE BUCKET TRENCH 24IN PO	90	45	23	
1007	290-4160	BACKHOE BUCKET TRENCH 30IN QC	90	45	23	
1008	290-4170	BACKHOE BUCKET TRENCH 36IN QC	90	45	23	
1009	290-4180	BACKHOE BUCKET SMOOTH 36IN QC	90	45	23	
1010	290-4190	BACKHOE BUCKET TRENCH 42IN QC	253	89	39	
1011	290-4205	BACKHOE BUCKET SMOOTH 48IN QC	253	89	39	
1012	290-4210	BACKHOE BUCKET TRENCH 48IN QC	253	89	39	
1013	290-4275	BACKHOE BUCKET 1YD COMBO	563	194	68	
1014	290-4280	BACKHOE BUCKET 1YD SIDE DUMP	651	304	107	
1015	290-5000	MINI-EX ATTACHMENT AUGER MED TORQUE	574	231	81	
1016	290-5010	MINI-EX ATTACHMENT COMPACTION WHL	536	243	86	
1017	290-5020	MINI-EX ATTACHMENT FORESTRY MULCHER	2295	1094	427	
1018	290-5145	MINI-EX ATTACHMENT BREAKER 91-190 LBS	842	401	141	
1019	290-5150	MINI-EX ATTACHMENT BREAKER 191-290 LBS	1033	474	167	
1020	290-5155	MINI-EX ATTACHMENT BREAKER 291-390 LBS	1033	474	167	
1021	290-5160	MINI-EX ATTACHMENT BREAKER 391-600 LBS	1033	474	167	
1022	290-5165	MINI-EX ATTACHMENT BREAKER 601-900 LBS	1875	912	320	
1023	290-5180	MINI-EX ATTACH SWING CPLR UP TO 9K LBS	345	122	43	
1024	290-5182	MINI-EX ATTACH SWING CPLR 9-12K LBS	426	146	51	
1025	290-5184	MINI-EX TLB ATTACH SWING CPLR 12-14K LBS	447	170	60	
1026	290-5186	MINI-EX TLB ATTACH SWING CPLR 14-20K LBS	498	194	68	
1027	290-5205	MINI-EX <19K LBS BUCKET CRIBBING 8IN PO	115	41	17	
1028	290-5210	MINI-EX <19K LBS BUCKET CRIBBING 10IN QC	115	41	17	
1029	290-5220	MINI-EX <19K LBS BUCKET TRENCH <12IN QC	115	41	17	
1030	290-5225	MINI-EX <19K LBS BUCKET TRENCH <12IN PO	115	41	17	
1031	290-5240	MINI-EX <19K LBS BUCKET TRENCH 12IN QC	115	41	17	
1032	290-5245	MINI-EX <19K LBS BUCKET TRENCH 12IN PO	115	41	17	
1033	290-5250	MINI-EX <19K LBS BUCKET SMOOTH 12IN QC	115	41	17	
1034	290-5270	MINI-EX <19K LBS BUCKET TRENCH 16IN QC	115	41	17	
1035	290-5280	MINI-EX <19K LBS BUCKET TRENCH 18IN QC	115	41	17	
1036	290-5285	MINI-EX <19K LBS BUCKET TRENCH 18IN PO	115	41	17	
1037	290-5290	MINI-EX <19K LBS BUCKET SMOOTH 18IN QC	115	41	17	
1038	290-5300	MINI-EX <19K LBS BUCKET TRENCH 20IN QC	115	41	17	
1039	290-5320	MINI-EX <19K LBS BUCKET TRENCH 24IN QC	115	41	17	
1040	290-5325	MINI-EX <19K LBS BUCKET TRENCH 24IN PO	115	41	17	
1041	290-5330	MINI-EX <19K LBS BUCKET SMOOTH 24IN QC	115	41	17	
1042	290-5340	MINI-EX <19K LBS BUCKET TRENCH 30IN QC	115	41	17	
1043	290-5350	MINI-EX <19K LBS BUCKET SMOOTH 30 IN QC	115	41	17	
1044	290-5360	MINI-EX <19K LBS BUCKET TRENCH 36IN QC	115	41	17	
1045	290-5365	MINI-EX <19K LBS BUCKET TRENCH 36IN PO	115	41	17	

**HERC RENTALS - CONTRACT 2019000318-7**  
**EXHIBIT A.3 - 2022 PLATINUM PRICING**

	<b>Cat Class</b>	<b>Description</b>	<b>Month</b>	<b>Week</b>	<b>Day</b>	<b>Change</b>
1046	290-5370	MINI-EX <19K LBS BUCKET SMOOTH 36IN QC	115	41	17	
1047	290-5380	MINI-EX <19K LBS BUCKET SWING 36IN QC	115	41	17	
1048	290-5390	MINI-EX <19K LBS BUCKET TRENCH 42IN QC	172	61	26	
1049	290-5410	MINI-EX <19K LBS BUCKET TRENCH 48N QC	172	61	26	
1050	290-5420	MINI-EX <19K LBS BUCKET SMOOTH 48IN QC	172	61	26	
1051	290-5425	MINI-EX <19K LBS BUCKET SMOOTH 48IN PO	172	61	26	
1052	290-5460	MINI-EX <19K LBS BUCKET SWING 54IN QC	172	61	26	
1053	290-6000	EXCAVAT 28K-39K BUCKET TRENCH 12IN QC	230	81	34	
1054	290-6010	EXCAVAT 28K-39K BUCKET TRENCH 18IN QC	230	81	34	
1055	290-6015	EXCAVAT 28K-39K BUCKET TRENCH 18IN PO	230	81	34	
1056	290-6020	EXCAVAT 28K-39K BUCKET TRENCH 24IN QC	230	81	34	
1057	290-6025	EXCAVAT 28K-39K BUCKET TRENCH 24IN PO	230	81	34	
1058	290-6030	EXCAVAT 28K-39K BUCKET TRENCH 30IN QC	230	81	34	
1059	290-6035	EXCAVAT 28K-39K BUCKET TRENCH 30IN PO	230	81	34	
1060	290-6040	EXCAVAT 28K-39K BUCKET TRENCH 36IN QC	230	81	34	
1061	290-6045	EXCAVAT 28K-39K BUCKET TRENCH 36IN PO	230	81	34	
1062	290-6050	EXCAVAT 28K-39K BUCKET TRENCH 42IN QC	230	81	34	
1063	290-6055	EXCAVAT 28K-39K BUCKET TRENCH 42IN PO	230	81	34	
1064	290-6060	EXCAVAT 28K-39K BUCKET TRENCH 48IN QC	230	81	34	
1065	290-6065	EXCAVAT 28K-39K BUCKET TRENCH 48IN PO	230	81	34	
1066	290-6070	EXCAVAT 28K-39K BUCKET SCREEN 48IN QC	230	81	34	
1067	290-6080	EXCAVAT 28K-39K BUCKET TRENCH 60IN QC	345	122	51	
1068	290-6082	EXCAVAT 28K-39K BUCKET SMOOTH 60IN QC	345	122	51	
1069	290-6085	EXCAVAT 28K-39K BUCKET TRENCH 60IN PO	345	122	51	
1070	290-6105	EXCAVAT 28K-39K BUCKET TRENCH 72IN QC	345	122	51	
1071	290-6135	EXCAVAT 39K-50K BUCKET TRENCH 24IN PO	287	102	43	
1072	290-6145	EXCAVAT 39K-50K BUCKET TRENCH 30IN PO	287	102	43	
1073	290-6155	EXCAVAT 39K-50K BUCKET TRENCH 36IN PO	287	102	43	
1074	290-6165	EXCAVAT 39K-50K BUCKET TRENCH 42IN PO	287	102	43	
1075	290-6170	EXCAVAT 39K-50K BUCKET SCREEN 48IN PO	287	102	43	
1076	290-6175	EXCAVAT 39K-50K BUCKET TRENCH 48IN PO	287	102	43	
1077	290-6185	EXCAVAT 39K-50K BUCKET TRENCH 54IN PO	401	150	64	
1078	290-6195	EXCAVAT 39K-50K BUCKET TRENCH 60IN PO	401	150	64	
1079	290-6210	EXCAVAT 39K-50K BUCKET SMOOTH 66IN PO	401	150	64	
1080	290-6215	EXCAVAT 39K-50K BUCKET SMOOTH 72IN PO	401	150	64	
1081	290-6245	EXCAVAT 50K-60K BUCKET TRENCH 24IN PO	287	102	43	
1082	290-6265	EXCAVAT 50K-60K BUCKET TRENCH 36IN PO	287	102	43	
1083	290-6285	EXCAVAT 50K-60K BUCKET TRENCH 48IN PO	287	102	43	
1084	290-6295	EXCAVAT 50K-60K BUCKET TRENCH 54IN PO	401	150	64	
1085	290-6345	EXCAVAT 60K-80K BUCKET TRENCH 24IN PO	345	122	51	
1086	290-6365	EXCAVAT 60K-80K BUCKET TRENCH 36IN PO	345	122	51	
1087	290-6375	EXCAVAT 60K-80K BUCKET TRENCH 42IN PO	345	122	51	
1088	290-6395	EXCAVAT 60K-80K BUCKET TRENCH 54IN PO	345	122	51	
1089	290-6405	EXCAVAT 60K-80K BUCKET TRENCH 60IN PO	517	183	77	
1090	290-6425	EXCAVAT 60K-80K BUCKET TRENCH 72IN PO	517	183	77	
1091	290-6500	EXCAVAT ATTACHMENT GRAPPLE BUCKET	3726	1244	449	
1092	290-6510	EXCAVAT ATTACHMENT FLAIL MOWER	1148	608	214	
1093	290-6517	EXCAVAT ATTACHMENT FORESTRY MULCHER	3443	1530	612	
1094	290-6530	EXCAVAT ATTACHMENT COMPACTION WHL 24IN	1110	486	193	
1095	290-6535	EXCAVAT ATTACHMENT COMPACTION WHL 36IN	1110	486	193	
1096	290-6580	EXCAVAT ATTACHMENT SWING CPLR 28-38K LBS	588	219	77	
1097	290-6585	BACKHOE/8MT EXC ATTACHMENT AUGER	804	304	107	
1098	290-6590	EXCAVAT ATTACHMENT THUMB	291	158	60	
1099	290-6600	EXCAVAT ATTACH P/COMPACTOR 200-299 LBS	478	175	68	
1100	290-6700	EXC TLB ATTACH BREAKER 1251-1800 LBS	1875	912	320	

**HERC RENTALS - CONTRACT 2019000318-7**  
**EXHIBIT A.3 - 2022 PLATINUM PRICING**

	<b>Cat Class</b>	<b>Description</b>	<b>Month</b>	<b>Week</b>	<b>Day</b>	<b>Change</b>
1101	290-6705	EXCAVAT ATTACHMENT BREAKER 1801-2500 LBS	3443	1580	556	
1102	290-6710	EXCAVAT ATTACHMENT BREAKER 2501-4800 LBS	3443	1580	556	
1103	290-6715	EXCAVAT ATTACHMENT BREAKER 4801-6500 LBS	4437	2066	727	
1104	290-6720	EXCAVAT ATTACHMENT BREAKER >10000 LBS	5967	2552	898	
1105	290-7000	LOADER ATTACHMENT ROOT RAKE NO CLAMP	421	223	95	
1106	290-7005	LOADER ATTACHMENT ROOT RAKE W CLAMP	727	385	167	
1107	290-7010	LOADER ATTACHMENT LANDSCAPE RAKE	532	239	107	
1108	290-7020	LOADER ATTACHMENT SNOW PUSHER	651	304	107	
1109	290-7025	LOADER ATTACHMENT BOOM	287	130	68	
1110	290-7030	LOADER ATTACHMENT TRUSS BOOM	287	130	68	
1111	290-7035	LOADER ATTACHMENT DRUM ROTATOR	287	130	68	
1112	290-7037	LOADER ATTACHMENT FORK ROTATOR	365	183	77	
1113	290-7040	LOADER ATTACHMENT FORKS 48IN	421	223	81	
1114	290-7045	LOADER ATTACHMENT FORKS 60IN	459	235	90	
1115	290-7050	LOADER ATTACHMENT FORKS 72IN	498	251	103	
1116	290-7055	LOADER ATTACHMENT FORKS 84IN	536	267	115	
1117	290-7060	LOADER ATTACHMENT FORKS 96IN	574	284	129	
1118	290-7100	COMPACT LOADER BUCKET	287	130	68	
1119	290-7102	LOADER BUCKET SKELETON 3YD	608	284	129	
1120	290-7110	LOADER BUCKET <4YD	264	122	43	
1121	290-7115	LOADER BUCKET 4YD AND OVER	325	158	64	
1122	290-7120	LOADER BUCKET COMBINATION	455	203	81	
1123	290-7130	LOADER BUCKET LIGHT MATRL	248	122	43	
1124	290-7135	LOADER BUCKET LIGHT MATRL 8YD AND OVER	455	203	81	
1125	290-7140	LOADER BUCKET ROLLOUT 5-6YD	1454	527	235	
1126	290-7145	LOADER BUCKET ROLLOUT 7.5YD AND OVER	1645	628	278	
1127	290-7150	LOADER BUCKET SIDE DUMP	651	304	107	
1128	290-7155	LOADER ATTACHMENT PIPE GRAPPLE FORK	918	365	129	
1129	290-7157	LOADER ATTACHMENT GRAPPLE BUCKET	651	284	95	
1130	290-7170	WHEEL LOADER ANGLE SWEEPER	2025	993	325	
1131	290-8000	DOZER ATTACHMENT ROOT RAKE NO CLAMP	324	162	64	
1132	290-8020	CONCRETE HWY BARRIER LIFTING TONGS	347	185	63	
1133	308-1000	CRANE ATTACHMENT FORKS	377	202	50	
1134	310-1035	MANHOLE BOX 8FTX10FTX10FT	1366	481	121	ADD
1135	310-1040	MANHOLE BOX 8FTX8FTX8FT	936	329	66	ADD
1136	310-4070	SHIELD 8FTX8FT ALUMINUM CORRUGATED	875	308	154	ADD
1137	310-4075	SHORE END 4FT	219	77	15	ADD
1138	320-2065	STEEL PLATE 4FTX8FTX1IN	86	23	6	ADD
1139	320-2100	STEEL PLATE 6FTX10FTX1IN	113	30	9	ADD
1140	320-2155	STEEL PLATE 8FTX12FTX1IN	170	47	13	ADD
1141	320-2185	STEEL PLATE 8FTX16FTX1.5IN	373	98	26	ADD
1142	340-1050	GLASS HANDLER 770LB 9'-4" ELEC	3848	1269	428	
1143	340-1060	GLASS HANDLER 1265LB 11'-10" ELEC	4810	1603	535	
1144	340-1080	GLASS HANDLER 1730LB 12'-9" ELEC	6156	2052	684	
1145	340-1090	GLASS HANDLER 2200LB 13'-5" ELEC	6733	2245	748	
1146	340-1300	GLASS HANDLER 550LB 9FT 7IN MANUAL	770	365	154	
1147	350-1130	CRAWLER CRANE 1990LB 22FT TIP BATT	3634	1210	406	
1148	350-1145	CRAWLER CRANE 1990LB 37FT TIP JIB DF	4040	1346	449	
1149	350-1150	CRAWLER CRANE 1990LB 37FT TIP JIB BATT	4848	1616	539	
1150	350-1185	CRAWLER CRANE 5800LB 31FT TIP BATT	4848	1616	539	
1151	350-1200	CRAWLER CRANE 6450LB 37FT TIP JIB DF	4848	1616	449	
1152	350-1205	CRAWLER CRANE 6450LB 37FT TIP JIB BATT	5387	1796	599	
1153	350-1210	CRAWLER CRANE 6450LB 37FT TIP JIB DSL	4848	1616	539	
1154	350-1225	CRAWLER CRANE 5800LB 52FT TIP HYB	6071	2027	671	
1155	350-1240	CRAWLER CRANE 6680LB 52FT TIP HYB	6840	2287	761	



**HERC RENTALS - CONTRACT 2019000318-7**  
**EXHIBIT A.3 - 2022 PLATINUM PRICING**

	<b>Cat Class</b>	<b>Description</b>	<b>Month</b>	<b>Week</b>	<b>Day</b>	<b>Change</b>
1156	350-1245	CRAWLER CRANE 6680LB 52FT TIP DSL	6071	2027	684	
1157	350-1265	CRAWLER CRANE 6680LB 52FT TIP JIB HYBLMI	6840	2287	761	
1158	350-1270	CRAWLER CRANE 5800LB 54FT TIP DSL LMI	7695	2565	855	
1159	350-1280	CRAWLER CRANE 8920LB 68FT TIP DSL	7311	2437	813	
1160	350-1285	CRAWLER CRANE 8920LB 68FT TIP HYB	8465	2822	941	
1161	350-1360	GLASS MANIPULATOR 1400LB QUADRA TILT 12V	1710	810	342	
1162	350-1400	CRAWLER CRANE ATTACH GLASS MANIPULATOR	2448	1053	317	
1163	350-1410	CRAWLER CRANE ATTACH AUX WINCH 400FT	1478	519	183	
1164	350-1420	CRAWLER CRANE ATTACH 24IN WORK PLATFORM	437	154	64	
1165	350-2000	CRANE CARRY DECK DSL 5000LB 15FT	2822	984	338	
1166	350-2010	CRANE CARRY DECK DUAL FUEL 5000LB 15FT	2822	984	338	
1167	350-2030	CRANE CARRY DECK DSL 8000LB 19FT	3591	1326	491	
1168	350-2040	CRANE CARRY DECK DUAL FUEL 8000LB 19FT	3591	1326	491	
1169	350-2060	CRANE CARRY DECK DSL 18000LB 30FT	4019	1706	620	
1170	350-2070	CRANE CARRY DECK DUAL FUEL 18000LB 30FT	4019	1706	620	
1171	350-2090	CRANE CARRY DECK DSL 30000LB 50FT	5558	2223	851	
1172	350-2100	CRANE CARRY DECK DUAL FUEL 30000LB 50FT	5558	2223	851	
1173	350-3000	CRANE ROUGH TERRAIN DSL 30000LB 60FT	5216	1744	620	
1174	350-3210	CRANE WALK-BEHIND BOOM 3000LB BATTERY	1863	745	308	
1175	355-1010	DRONE TIER 1 (RR)	1602	420	123	
1176	355-1030	DRONE TIER 2 (RR)	1697	468	132	
1177	355-1050	DRONE TIER 3 (RR)	2788	827	237	
1178	355-1070	DRONE TIER 4 (RR)	2358	657	180	
1179	355-1090	DRONE TIER 5 (RR)	8458	2316	563	
1180	355-2030	PAYLOAD TIER 2 (RR)	256	86	29	
1181	355-2050	PAYLOAD TIER 3 (RR)	1791	560	140	
1182	355-2070	PAYLOAD TIER 4 (RR)	2316	704	180	
1183	355-2090	PAYLOAD TIER 5 (RR)	11331	2788	709	
1184	355-2110	DRONE BASE STATION TIER 1 (RR)	936	242	60	
1185	355-2130	DRONE BASE STATION TIER 2 (RR)	1035	279	79	
1186	400-1020	WORK PLATFORM 2-5 FT DRIVABLE BATT	284	162	86	
1187	400-1025	WORK PLATFORM 6-9 FT DRIVABLE BATT OUTR	320	212	104	
1188	400-1040	MAST LIFT 3-7FT DESK SURFER PUSH AROUND	304	212	113	
1189	400-1050	MAST LIFT 7FT PUSH AROUND MANUAL LIFT	304	212	113	
1190	400-1055	MAST LIFT 8FT PUSH AROUND BATTERY LIFT	405	225	117	
1191	400-1070	MAST LIFT 5-7FT PUSH AROUND ELEC LIFT	284	162	86	
1192	400-1100	MAST LIFT 13-15FT PORTABLE BATT	320	216	117	
1193	400-1200	MAST LIFT 20FT PUSH AROUND OUTR BATT	322	212	90	
1194	400-1210	MAST LIFT 25FT PUSH AROUND OUTR BATT	421	279	108	
1195	400-1220	MAST LIFT 30FT PUSH AROUND OUTR BATT	520	302	140	
1196	400-1222	MAST LIFT 30FT PUSH AROUND NO OUTR BATT	520	302	140	
1197	400-1230	MAST LIFT 36FT PUSH AROUND OUTR BATT	557	342	149	
1198	400-1240	MAST LIFT 40FT PUSH AROUND OUTR BATT	594	392	154	
1199	400-1270	MAST LIFT 12FT DRIVABLE BATT	317	194	81	
1200	400-1280	MAST LIFT 15FT-16FT DRIVABLE BATT	347	203	99	
1201	400-1285	MAST LIFT 15FT DRIVABLE BATT EE RATED	405	248	117	
1202	400-1290	MAST LIFT 20FT DRIVABLE BATT	383	207	106	
1203	400-1291	MAST LIFT 20FT DRIVABLE BLK BATT	383	207	106	
1204	400-1293	MAST LIFT 20FT DRIVABLE LCS BATT	450	266	135	ADD
1205	400-1295	MAST LIFT 25FT DRIVABLE LCS BATT	630	338	176	ADD
1206	400-1300	MAST STYLE BOOM LIFT 20FT BATT	1454	423	176	
1207	400-1310	MAST STYLE BOOM LIFT 26FT BATT	1454	423	176	
1208	400-1320	MAST STYLE BOOM LIFT 32FT BATT	1836	518	220	
1209	405-1053	AIRCRAFT MAINTENANCE STAND PUSH AROUND	486	243	129	
1210	405-1060	SCISSOR LIFT 12-13FT 30IN ELEC	360	207	106	



**HERC RENTALS - CONTRACT 2019000318-7**  
**EXHIBIT A.3 - 2022 PLATINUM PRICING**

	<b>Cat Class</b>	<b>Description</b>	<b>Month</b>	<b>Week</b>	<b>Day</b>	<b>Change</b>
1211	405-1062	SCISSOR LIFT 13FT 30IN COMPACT LCS ELEC	360	207	106	
1212	405-1065	SCISSOR LIFT 13FT X-DECK COMPACT LCS ELE	405	248	117	
1213	405-1070	SCISSOR LIFT 14FT 30IN ELEC	360	207	106	
1214	405-1080	SCISSOR LIFT 15FT 30IN ELEC	360	207	106	
1215	405-1085	SCISSOR LIFT 19FT 32IN COMPACT ELEC	360	207	106	
1216	405-1087	SCISSOR LIFT 19FT 32IN COMPACT LCS ELEC	360	207	106	
1217	405-1088	SCISSOR LIFT 19FT X-DECK COMPACT LCS ELE	405	248	117	
1218	405-1090	SCISSOR LIFT 19FT 30-32IN ELEC	333	176	90	
1219	405-1091	SCISSOR LIFT 19FT 30-32IN BLK ELEC	333	176	90	
1220	405-1095	SCISSOR LIFT 19FT NARROW ELEC EE RATED	360	207	106	
1221	405-1100	SCISSOR LIFT 20FT 30-32IN ELEC	405	221	106	
1222	405-1110	SCISSOR LIFT 20FT 32IN P-DECK ELEC	405	221	106	
1223	405-1140	SCISSOR LIFT 26FT 32IN ELEC	495	245	127	
1224	405-1141	SCISSOR LIFT 26FT 32IN BLK ELEC	495	245	127	
1225	405-1142	SCISSOR LIFT 26FT 32IN COMPACT LCS ELEC	540	261	126	
1226	405-1145	SCISSOR LIFT 26FT 32IN ELEC EE RATED	540	261	126	
1227	405-1150	SCISSOR LIFT 26FT 46IN ELEC	495	245	127	
1228	405-1151	SCISSOR LIFT 26FT 46IN BLK ELEC	495	245	127	
1229	405-1160	SCISSOR LIFT 26FT 69IN ELEC	734	284	132	
1230	405-1170	SCISSOR LIFT 26FT 46IN AVIATION PKG ELEC	734	284	132	
1231	405-1172	SCISSOR LIFT 26FT 46IN AV EE EXT CHG EL	734	284	132	
1232	405-1200	SCISSOR LIFT 32FT 32IN ELEC	698	349	154	
1233	405-1201	SCISSOR LIFT 32FT 32IN BLK ELEC	698	349	154	
1234	405-1210	SCISSOR LIFT 32FT 46-48IN ELEC	675	330	149	
1235	405-1211	SCISSOR LIFT 32FT 46-48IN BLK ELEC	675	330	149	
1236	405-1220	SCISSOR LIFT 33-35FT 68-69IN ELEC	878	423	164	
1237	405-1260	SCISSOR LIFT 40FT 47IN ELEC	990	473	189	
1238	405-1261	SCISSOR LIFT 40FT 47IN BLK ELEC	1097	473	189	
1239	405-1270	SCISSOR LIFT 40FT 69IN ELEC	1214	504	225	
1240	405-1271	SCISSOR LIFT 40FT 69IN WIDE BLK ELEC	1214	504	225	
1241	405-1300	SCISSOR LIFT 45-46FT 55IN ELEC	1214	504	225	
1242	405-1302	SCISSOR LIFT 45FT 55IN LCS ELEC	1305	563	248	
1243	405-1400	SCISSOR LIFT 26FT RT ELEC	961	473	207	
1244	405-1430	SCISSOR LIFT 26FT RT DF	961	473	207	
1245	405-1440	SCISSOR LIFT 26FT RT OUTR DF	1053	504	212	
1246	405-1450	SCISSOR LIFT 26FT RT DSL	961	473	207	
1247	405-1451	SCISSOR LIFT 26FT RT BLK DSL	961	473	207	
1248	405-1460	SCISSOR LIFT 26FT RT OUTR DSL	1053	504	212	
1249	405-1485	SCISSOR LIFT 30FT RT 84IN SLEV DECK ELEC	1778	810	347	
1250	405-1500	SCISSOR LIFT 33FT RT 69IN DECK HYB	1148	564	250	
1251	405-1520	SCISSOR LIFT 33FT RT 69IN DECK DF	1087	549	243	
1252	405-1530	SCISSOR LIFT 33FT RT 69IN DECK OUTR DF	1087	549	243	
1253	405-1540	SCISSOR LIFT 33FT RT 69IN DECK DSL	1087	549	243	
1254	405-1550	SCISSOR LIFT 33FT RT 69IN DECK OUTR DSL	1087	549	243	
1255	405-1560	SCISSOR LIFT 33FT RT 84IN DECK DF	1193	564	250	
1256	405-1570	SCISSOR LIFT 33FT RT 84IN DECK OUTR DF	1193	564	250	
1257	405-1580	SCISSOR LIFT 33FT RT 84IN DECK DSL	1193	564	250	
1258	405-1590	SCISSOR LIFT 33FT RT 84IN DECK OUTR DSL	1193	564	250	
1259	405-1600	SCISSOR LIFT 33FT RT 94IN DECK DF	1193	564	250	
1260	405-1610	SCISSOR LIFT 33FT RT 94IN DECK OUTR DF	1193	564	250	
1261	405-1620	SCISSOR LIFT 33FT RT 94IN DECK DSL	1193	564	250	
1262	405-1630	SCISSOR LIFT 33FT RT 94IN DECK OUTR DSL	1193	564	250	
1263	405-1700	SCISSOR LIFT 40FT RT 69IN DECK ELEC	1463	608	274	
1264	405-1710	SCISSOR LIFT 40FT RT 69IN DECK HYB	1463	608	274	
1265	405-1720	SCISSOR LIFT 40FT RT 69IN DECK OUTR HYB	1463	608	274	

**HERC RENTALS - CONTRACT 2019000318-7**  
**EXHIBIT A.3 - 2022 PLATINUM PRICING**

	<b>Cat Class</b>	<b>Description</b>	<b>Month</b>	<b>Week</b>	<b>Day</b>	<b>Change</b>
1266	405-1730	SCISSOR LIFT 40FT RT 69IN DECK DF	1373	581	261	
1267	405-1740	SCISSOR LIFT 40FT RT 69IN DECK OUTR DF	1373	581	261	
1268	405-1770	SCISSOR LIFT 40-45FT RT 94IN DECK DF	1463	608	274	
1269	405-1780	SCISSOR LIFT 40-45FT RT 94IN DECKOUTR DF	1463	608	274	
1270	405-1781	SCISSOR LIFT 40-45FT RT 94IN OUTR BLK DF	1463	608	274	
1271	405-1790	SCISSOR LIFT 40-45FT RT 94IN DECK DSL	1463	608	274	
1272	405-1800	SCISSOR LIFT 40-45FT RT 94IN DECKOUTRDSL	1463	608	274	
1273	405-1850	SCISSOR LIFT 50-53FT RT OUTRIG DF	1887	747	315	
1274	405-1851	SCISSOR LIFT 50-53FT RT OUTRIG BLK DF	1887	747	315	
1275	405-1860	SCISSOR LIFT 50-53FT RT OUTRIG DSL	1887	747	315	
1276	405-1880	SCISSOR LIFT 60FT RT OUTRIG DSL	3402	1296	510	
1277	410-1010	BOOM TOWABLE 35FT BATTERY	1418	603	253	
1278	410-1020	BOOM TOWABLE 35FT GAS	1418	603	253	
1279	410-1030	BOOM TOWABLE 50FT BATTERY	1665	769	297	
1280	410-1040	BOOM TOWABLE 50FT GAS	1665	769	297	
1281	410-2010	BOOM ARTICULATED 30FT JIB NARROW ELEC	1278	513	243	
1282	410-2020	BOOM ARTICULATED 30FT NAR ROT JIB ELEC	1278	513	243	
1283	410-2030	BOOM ARTICULATED 33FT ELEC	1278	513	243	
1284	410-2045	BOOM ARTICULATED 34FT NARROW JIB ELEC	1278	513	243	
1285	410-2050	BOOM ARTICULATED 34FT WIDE JIB ELEC	1278	513	243	
1286	410-2060	BOOM ARTICULATED 34FT 4WD HYB	1440	590	279	
1287	410-2070	BOOM ARTICULATED 40FT NARROW JIB ELEC	1440	590	279	
1288	410-2071	BOOM ARTICULATED 40FT NAR JIB BLK ELEC	1440	590	279	
1289	410-2080	BOOM ARTICULATED 40FT NAR ROT JIB ELEC	1440	590	279	
1290	410-2100	BOOM ARTICULATED 40FT WIDE ROT JIB ELEC	1440	590	279	
1291	410-2130	BOOM ARTICULATED 45FT ELEC	1440	590	279	
1292	410-2131	BOOM ARTICULATED 45FT JIB BLK ELEC	1440	590	279	
1293	410-2140	BOOM ARTICULATED 45FT JIB ELEC	1440	590	279	
1294	410-2145	BOOM ARTICULATED 45FT JIB EE RATED ELEC	1530	653	338	
1295	410-2500	BOOM STRAIGHT 60FT JIB 2WD ELEC	2520	1166	464	
1296	410-2501	BOOM STRAIGHT 60FT JIB BLK ELEC	2520	1166	464	
1297	410-2510	BOOM STRAIGHT 60FT JIB 4WD ELEC	2520	1166	464	
1298	410-2530	BOOM STRAIGHT 60FT JIB 4WD HYB	2520	1166	464	
1299	410-2540	BOOM ARTICULATED 60FT JIB 4WD ELEC	2520	1166	464	ADD
1300	410-3010	BOOM ARTICULATED 34FT 2WD DF	1343	554	248	
1301	410-3020	BOOM ARTICULATED 34FT 2WD DSL	1343	554	248	
1302	410-3030	BOOM ARTICULATED 34FT JIB 4WD DF	1343	554	248	
1303	410-3040	BOOM ARTICULATED 34FT JIB 4WD DSL	1343	554	248	
1304	410-3050	BOOM ARTICULATED 45FT 2WD DF	1440	590	279	
1305	410-3070	BOOM ARTICULATED 45FT 4WD DF	1440	590	279	
1306	410-3071	BOOM ARTICULATED 45FT BLK DF	1440	590	279	
1307	410-3080	BOOM ARTICULATED 45FT JIB 4WD DF	1440	590	279	
1308	410-3081	BOOM ARTICULATED 45FT JIB BLK DF	1440	590	279	
1309	410-3082	BOOM ARTICULATED 45FT JIB BLK DF HIGHCAP	1440	590	279	ADD
1310	410-3110	BOOM ARTICULATED 45FT 4WD DSL	1440	590	279	
1311	410-3111	BOOM ARTICULATED 45FT JIB BLK DSL	1440	590	279	
1312	410-3120	BOOM ARTICULATED 45FT JIB 4WD DSL	1440	590	279	
1313	410-3127	BOOM ARTICULATED 45FT JIB 4WD HYB	1440	590	279	
1314	410-3131	BOOM ARTICULATED 60FT BLK DF	1980	788	342	
1315	410-3140	BOOM ARTICULATED 60FT JIB 2WD DF	1980	788	342	
1316	410-3161	BOOM ARTICULATED 60FT JIB BLK DSL	1980	788	342	
1317	410-3170	BOOM ARTICULATED 60FT 4WD DF	1980	788	342	
1318	410-3180	BOOM ARTICULATED 60FT JIB 4WD DF	1980	788	342	
1319	410-3181	BOOM ARTICULATED 60FT JIB BLK DF	1980	788	342	
1320	410-3182	BOOM ARTICULATED 60FT JIB BLK DF HIGHCAP	1980	788	342	ADD

**HERC RENTALS - CONTRACT 2019000318-7**  
**EXHIBIT A.3 - 2022 PLATINUM PRICING**

	<b>Cat Class</b>	<b>Description</b>	<b>Month</b>	<b>Week</b>	<b>Day</b>	<b>Change</b>
1321	410-3190	BOOM ARTICULATED 60FT 4WD DSL	1980	788	342	
1322	410-3191	BOOM ARTICULATED 60FT BLK DSL	1980	788	342	
1323	410-3200	BOOM ARTICULATED 60FT JIB 4WD DSL	1980	788	342	
1324	410-3205	BOOM ARTICULATED 60FT JIB 4WD HYB	2520	1166	464	
1325	410-3231	BOOM ARTICULATED 80FT JIB BLK DF	3596	1517	662	
1326	410-3232	BOOM ARTICULATED 80FT JIB BLK DF HIGHCAP	3596	1517	662	
1327	410-3261	BOOM ARTICULATED 80FT JIB BLK DSL	3596	1517	662	
1328	410-3270	BOOM ARTICULATED 80FT 4WD DF	3596	1517	662	
1329	410-3271	BOOM ARTICULATED 80FT BLK DF	3596	1517	662	
1330	410-3280	BOOM ARTICULATED 80FT JIB 4WD DF	3596	1517	662	
1331	410-3290	BOOM ARTICULATED 80FT 4WD DSL	3596	1517	662	
1332	410-3300	BOOM ARTICULATED 80FT JIB 4WD DSL	3596	1517	662	
1333	410-3310	BOOM ARTICULATED 80FT JIB 4WD HYB	4050	2120	842	
1334	410-3350	BOOM ARTICULATED 125FT JIB 4WD DSL	6800	3024	1197	
1335	410-3351	BOOM ARTICULATED 125FT JIB BLK DSL	6800	3024	1197	
1336	410-3360	BOOM ARTICULATED 135FT JIB 4WD DSL	7425	3528	1323	
1337	410-3380	BOOM ARTICULATED 150FT JIB 4WD DSL	16200	6570	2160	
1338	410-4000	BOOM STRAIGHT 34FT JIB 4WD DSL	1343	554	248	
1339	410-4020	BOOM STRAIGHT 40FT 2WD DSL	1440	590	279	
1340	410-4030	BOOM STRAIGHT 40FT 4WD DF	1440	590	279	
1341	410-4040	BOOM STRAIGHT 40FT 4WD DSL	1440	590	279	
1342	410-4041	BOOM STRAIGHT 40FT BLK DSL	1440	590	279	
1343	410-4045	BOOM STRAIGHT 40FT 4WD HIGH CAP DSL	1440	590	279	ADD
1344	410-4080	BOOM STRAIGHT 45FT JIB 4WD DF	1440	590	279	
1345	410-4090	BOOM STRAIGHT 45FT JIB 4WD DSL	1440	590	279	
1346	410-4091	BOOM STRAIGHT 45FT JIB BLK DSL	1440	590	279	
1347	410-4092	BOOM STRAIGHT 45FT JIB HIGH CAP DSL	1440	590	279	ADD
1348	410-4110	BOOM STRAIGHT 60FT 2WD DF	1980	788	342	
1349	410-4111	BOOM STRAIGHT 60FT BLK DF	1980	788	342	
1350	410-4130	BOOM STRAIGHT 60FT 4WD DF	1980	788	342	
1351	410-4140	BOOM STRAIGHT 60FT 4WD DSL	1980	788	342	
1352	410-4141	BOOM STRAIGHT 60FT BLK DSL	1980	788	342	
1353	410-4145	BOOM STRAIGHT 60FT JIB 4WD DSL	1980	788	342	
1354	410-4150	BOOM STRAIGHT 60FT CRAWLER DSL	3600	1575	540	
1355	410-4151	BOOM STRAIGHT 60FT JIB BLK DSL	1980	788	342	
1356	410-4155	BOOM STRAIGHT 60FT SOFT TOUCH DSL	2039	810	360	
1357	410-4180	BOOM STRAIGHT 65FT JIB 4WD DF	2039	810	360	
1358	410-4190	BOOM STRAIGHT 65FT JIB 4WD DSL	2039	810	360	
1359	410-4191	BOOM STRAIGHT 65FT JIB 4WD BLK DSL	2039	810	360	ADD
1360	410-4200	BOOM STRAIGHT 65FT JIB CRAWLER DSL	4455	2025	765	
1361	410-4211	BOOM STRAIGHT 80FT BLK DF	3596	1517	662	
1362	410-4221	BOOM STRAIGHT 80FT BLK DSL	3596	1517	662	
1363	410-4230	BOOM STRAIGHT 80FT 4WD DF	3596	1517	662	
1364	410-4240	BOOM STRAIGHT 80FT 4WD DSL	3596	1517	662	
1365	410-4241	BOOM STRAIGHT 80FT BLK DSL HIGH CAP	3596	1517	662	
1366	410-4242	BOOM STRAIGHT 80FT 4WD DSL HIGH CAP	3596	1517	662	
1367	410-4270	BOOM STRAIGHT 85FT JIB 4WD DF	3686	1571	694	
1368	410-4300	BOOM STRAIGHT 85FT JIB 4WD DSL	3686	1571	694	
1369	410-4301	BOOM STRAIGHT 85FT JIB BLK DSL	3686	1571	694	
1370	410-4305	BOOM STRAIGHT 85FT JIB 4WD DSL HIGH CAP	3686	1571	694	
1371	410-4350	BOOM STRAIGHT 105FT JIB 4WD DSL	6143	2781	1103	
1372	410-4400	BOOM STRAIGHT 120FT JIB 4WD DSL	6800	3024	1197	
1373	410-4401	BOOM STRAIGHT 120FT JIB 4WD BLK DSL	6800	3024	1197	
1374	410-4410	BOOM STRAIGHT 125FT JIB 4WD DSL	6800	3024	1197	
1375	410-4420	BOOM STRAIGHT 135FT JIB 4WD DSL	7425	3528	1323	

**HERC RENTALS - CONTRACT 2019000318-7**  
**EXHIBIT A.3 - 2022 PLATINUM PRICING**

	<b>Cat Class</b>	<b>Description</b>	<b>Month</b>	<b>Week</b>	<b>Day</b>	<b>Change</b>
1376	410-4421	BOOM STRAIGHT 135FT JIB BLK DSL	7425	3528	1323	
1377	410-4422	BOOM STRAIGHT 135FT 30FTJIB 4WD HIGH CAP	7425	3528	1323	
1378	410-4430	BOOM STRAIGHT 150FT JIB 4WD DSL	16200	6570	2160	
1379	410-4440	BOOM STRAIGHT 180-185FT JIB 4WD DSL	21150	8991	3690	
1380	415-1000	GLAZIER PANEL LIFT KIT	379	110	39	
1381	415-1050	ZERO G TOOL HOLDER ATTACHMENT	689	365	103	
1382	415-1500	SCISSOR ATTCH 19' EXT DECK FOR GENIE SHU	383	162	86	
1383	415-1505	PIPE RACK FOR SKYJACK RT SCISSOR	194	102	64	
1384	415-1506	PIPE RACK FOR SKYJACK ELECTRIC SCISSOR	194	102	64	
1385	415-1510	PIPE RACK FOR GENIE RT SCISSOR	194	102	64	
1386	415-1512	PIPE RACK FOR GENIE ELECTRIC SCISSOR	194	102	64	
1387	415-1515	PIPE CRADLE FOR GENIE S AND Z BOOMLIFTS	194	102	43	
1388	450-2000	WAREHOUSE FORKLIFT 2000LB CUSHION ELEC	1368	563	214	
1389	450-2010	WAREHOUSE FORKLIFT 3000LB PNEU DSL	945	383	165	
1390	450-2020	WAREHOUSE FORKLIFT 3000LB PNEU DF	945	383	165	
1391	450-2030	WAREHOUSE FORKLIFT 3000LB CUSHION ELEC	1368	563	214	
1392	450-2040	WAREHOUSE FORKLIFT 3000LB CUSHION LPG	945	383	165	
1393	450-2050	WAREHOUSE FORKLIFT 3000LB 3W STDUP ELEC	1422	588	235	
1394	450-2055	WAREHOUSE FORKLIFT 3500LB 3W STDUP ELEC	1422	588	235	
1395	450-2057	WAREHOUSE FORKLIFT 4000LB 3W STDUP ELEC	1422	588	235	
1396	450-2085	WAREHOUSE FORKLIFT 4000LB CUSH LPS RATED	945	383	165	
1397	450-2090	WAREHOUSE FORKLIFT 4000LB 3W SIT ELEC	1422	588	235	
1398	450-2100	WAREHOUSE FORKLIFT 4000LB CUSHION ELEC	1422	588	235	
1399	450-2110	WAREHOUSE FORKLIFT 5000LB PNEU DSL	990	473	186	
1400	450-2115	WAREHOUSE FORKLIFT 5000LB PNEU DSL CAB	1256	530	235	
1401	450-2120	WAREHOUSE FORKLIFT 5000LB PNEU DF	896	364	148	
1402	450-2130	WAREHOUSE FORKLIFT 5000LB PNEU ELEC	1512	608	252	
1403	450-2140	WAREHOUSE FORKLIFT 5000LB CUSHION ELEC	1512	608	252	
1404	450-2150	WAREHOUSE FORKLIFT 5000LB CUSHION LPG	896	364	148	
1405	450-2160	WAREHOUSE FORKLIFT 5000LB LOWPRO PNEU DF	990	473	186	
1406	450-2170	WAREHOUSE FORKLIFT 5000LB QUAD PNEU DF	990	473	186	
1407	450-2180	WAREHOUSE FORKLIFT 6000LB PNEU DSL	990	473	186	
1408	450-2185	WAREHOUSE FORKLIFT 6000LB PNEU DSL CAB	1256	530	235	
1409	450-2190	WAREHOUSE FORKLIFT 6000LB PNEU DF	990	473	186	
1410	450-2191	WAREHOUSE FORKLIFT 6000LB PNEU LP	990	473	186	ADD
1411	450-2200	WAREHOUSE FORKLIFT 6000LB CUSHION DF	990	473	186	
1412	450-2210	WAREHOUSE FORKLIFT 6000LB CUSHION ELEC	1620	709	278	
1413	450-2215	WAREHOUSE FORKLIFT 6000LB CUSHION EE BAT	2025	770	300	
1414	450-2220	WAREHOUSE FORKLIFT 6000LB SINGLE-DBL DF	1317	552	210	
1415	450-2230	WAREHOUSE FORKLIFT 6000LB FOAM FILL DF	1317	552	210	
1416	450-2240	WAREHOUSE FORKLIFT 6000LB QUAD PNEU DF	990	473	186	
1417	450-2242	WAREHOUSE FORKLIFT 6000LB QUAD PNEU LP	990	473	186	ADD
1418	450-2250	WAREHOUSE FORKLIFT 7000LB PNEU DSL	1440	581	203	
1419	450-2260	WAREHOUSE FORKLIFT 8000LB PNEU DSL	1440	581	203	
1420	450-2265	WAREHOUSE FORKLIFT 8000LB PNEU DSL CAB	1552	617	248	
1421	450-2270	WAREHOUSE FORKLIFT 8000LB PNEU DF	1440	581	203	
1422	450-2275	WAREHOUSE FORKLIFT 8000LB PNEU DF CAB	1552	617	248	
1423	450-2280	WAREHOUSE FORKLIFT 8000LB PNEU LPG	1440	581	203	
1424	450-2305	WAREHOUSE FORKLIFT 10000LB CUSHION ELEC	2232	851	300	
1425	450-2310	WAREHOUSE FORKLIFT 10000LB PNEU DSL	1697	644	257	
1426	450-2315	WAREHOUSE FORKLIFT 10000LB PNEU DSL CAB	1800	765	293	
1427	450-2320	WAREHOUSE FORKLIFT 10000LB PNEU DF	1697	644	257	
1428	450-2325	WAREHOUSE FORKLIFT 10000LB PNEU DF CAB	1800	765	293	
1429	450-2330	WAREHOUSE FORKLIFT 10000LB CUSHION LPG	1697	644	257	
1430	450-2345	WAREHOUSE FORKLIFT 12000LB CUSHION ELEC	2520	1033	385	

**HERC RENTALS - CONTRACT 2019000318-7  
EXHIBIT A.3 - 2022 PLATINUM PRICING**

	<b>Cat Class</b>	<b>Description</b>	<b>Month</b>	<b>Week</b>	<b>Day</b>	<b>Change</b>
1431	450-2360	WAREHOUSE FORKLIFT 12000LB PNEU DF	2372	842	284	
1432	450-2370	WAREHOUSE FORKLIFT 15000LB PNEU DSL	3060	1263	495	
1433	450-2375	WAREHOUSE FORKLIFT 15000LB PNEU DSL CAB	3150	1305	513	
1434	450-2380	WAREHOUSE FORKLIFT 15000LB CUSHION LPG	3060	1263	495	
1435	450-2390	WAREHOUSE FORKLIFT 15000LB PNEU DF	3060	1263	495	
1436	450-2395	WAREHOUSE FORKLIFT 15000LB PNEU DF CAB	3150	1305	513	
1437	450-2400	WAREHOUSE FORKLIFT 16000LB PNEU DSL	3213	1339	527	
1438	450-2410	WAREHOUSE FORKLIFT 20000LB PNEU DSL	4950	2142	851	
1439	450-2420	WAREHOUSE FORKLIFT 22000LB PNEU DSL	4950	2142	851	
1440	450-2430	WAREHOUSE FORKLIFT 26000LB PNEU DSL ROPS	4950	2142	851	
1441	450-2435	WAREHOUSE FORKLIFT 26000LB PNEU CAB DSL	5700	2295	891	
1442	450-2440	WAREHOUSE FORKLIFT 30000LB PNEU DSL	5700	2295	891	
1443	450-2450	WAREHOUSE FORKLIFT 36000LB PNEU DSL ROPS	5700	2295	891	
1444	450-2455	WAREHOUSE FORKLIFT 36000LB PNEU CAB DSL	6472	2430	923	
1445	450-2460	WAREHOUSE FORKLIFT 45000LB PNEU DSL	7612	2793	1296	
1446	450-2470	WAREHOUSE FORKLIFT 55000LB PNEU DSL	12150	4698	1782	
1447	455-1000	STRAIGHTMAST RT FORKLIFT 5000LB 4WD	1575	747	303	
1448	455-1010	STRAIGHTMAST RT FORKLIFT 6000LB 2WD	1575	747	303	
1449	455-1015	STRAIGHTMAST RT FORKLIFT CAB 6000LB 2WD	1654	765	331	
1450	455-1020	STRAIGHTMAST RT FORKLIFT 6000LB 4WD	1654	765	331	
1451	455-1025	STRAIGHTMAST RT FORKLIFT CAB 6000LB 4WD	1823	842	338	
1452	455-1027	STRAIGHTMAST RT FORKLIFT CAB 7000LB 4WD	1823	842	338	
1453	455-1030	STRAIGHTMAST RT FORKLIFT 8000LB 2WD	1654	765	331	
1454	455-1035	STRAIGHTMAST RT FORKLIFT CAB 8000LB 2WD	1823	842	338	
1455	455-1040	STRAIGHTMAST RT FORKLIFT 8000LB 4WD	1823	842	338	
1456	455-1042	STRAIGHTMAST RT FORKLIFT CAB 8000LB 4WD	1890	909	340	
1457	455-1045	STRAIGHTMAST RT FORKLIFT 8000LB 4WD LOWP	1890	909	340	
1458	455-1050	STRAIGHTMAST RT FORKLIFT 10000LB 2WD	2498	1296	446	
1459	455-1060	STRAIGHTMAST RT FORKLIFT 10000LB 4WD	2599	1296	446	
1460	455-1065	STRAIGHTMAST RT FORKLIFT 12000LB 2WD	2633	1319	466	
1461	455-1070	STRAIGHTMAST RT FORKLIFT 12000LB 4WD	2700	1319	466	
1462	455-1080	STRAIGHTMAST RT FORKLIFT 20000LB 4WD	3645	1530	547	
1463	460-1000	TELEHANDLER 3000LB 13FT LIFT ROPS	1598	711	273	
1464	460-1005	TELEHANDLER 3000LB 13FT LIFT CAB	1643	765	286	ADD
1465	460-1010	TELEHANDLER 5500LB 16-20FT LIFT ROPS	1598	711	273	
1466	460-1011	TELEHANDLER 5500LB 16-20FT LIFT ROPS BLK	1598	711	273	
1467	460-1015	TELEHANDLER 5500LB 16-20FT LIFT CAB	1643	765	286	
1468	460-1019	TELEHANDLER 6000LB 13FT LIFT ROPS	1778	788	334	
1469	460-1020	TELEHANDLER 6000LB 34-36FT LIFT ROPS	1778	788	334	
1470	460-1025	TELEHANDLER 6000LB 34-36FT LIFT CAB	1868	878	338	
1471	460-1030	TELEHANDLER 6000LB 42-44FT LIFT ROPS	1778	788	334	
1472	460-1035	TELEHANDLER 6000LB 42-44FT LIFT CAB	1868	878	338	
1473	460-1040	TELEHANDLER 8000LB 42-44FT LIFT ROPS	2066	941	351	
1474	460-1045	TELEHANDLER 8000LB 42-44FT LIFT CAB	2156	961	360	
1475	460-1050	TELEHANDLER 9000LB 42-44FT LIFT ROPS	2925	1247	446	
1476	460-1055	TELEHANDLER 9000LB 42-44FT LIFT CAB	2970	1355	446	
1477	460-1060	TELEHANDLER 10000LB 42-44FT LIFT ROPS	2925	1247	446	
1478	460-1065	TELEHANDLER 10000LB 42-44FT LIFT CAB	2970	1355	477	
1479	460-1070	TELEHANDLER 10000LB 50-56FT LIFT ROPS	2925	1247	446	
1480	460-1071	TELEHANDLER 10000LB 50-56FT LIFT ROPS BLK	2925	1247	446	
1481	460-1075	TELEHANDLER 10000LB 50-56FT LIFT CAB	2970	1355	477	
1482	460-1080	TELEHANDLER 12000LB 55-56FT LIFT ROPS	3803	1796	563	
1483	460-1081	TELEHANDLER 12000LB 55FT LIFT ROPS BLK	3803	1796	563	
1484	460-1085	TELEHANDLER 12000LB 55-56FT LIFT CAB	3920	1887	594	
1485	460-1087	TELEHANDLER 15-16000LB 44FT LIFT	6930	3150	1161	



**HERC RENTALS - CONTRACT 2019000318-7**  
**EXHIBIT A.3 - 2022 PLATINUM PRICING**

	<b>Cat Class</b>	<b>Description</b>	<b>Month</b>	<b>Week</b>	<b>Day</b>	<b>Change</b>
1486	460-1088	TELEHANDLER 17000LB 32FT LIFT	8910	3888	1454	
1487	460-1090	TELEHANDLER 20000LB 44FT LIFT CAB	14400	5040	1800	
1488	464-1016	COMPACT CRAWLER BOOM LIFT 40-44' BATTERY	6300	3825	1817	
1489	464-1022	COMPACT CRAWLER BOOM LIFT 50-59' BATTERY	7650	4698	2223	
1490	464-1036	COMPACT CRAWLER BOOM LIFT 70-79' BATTERY	12600	6300	3078	
1491	464-1042	COMPACT WHEELED BOOM LIFT 90-99' HYB	14400	7343	3476	
1492	480-1030	RAMP LOADING	1017	302	130	
1493	480-1060	DOLLY STAIR CLIMBER 1500# CAP	455	216	61	
1494	480-1080	ROLALIFT 6000LBS HYD DOLLY 1 PAIR	517	245	69	
1495	480-1130	PALLET LIFT 5500LB W/B MANUAL NARROW	243	115	32	
1496	480-1135	PALLET LIFT 5500LB W/B MANUAL	243	115	32	
1497	480-1137	PALLET LIFT 3000LB W/B MANUAL RAISED	243	115	32	
1498	480-1140	PALLET LIFT 8000LB W/B MANUAL	243	115	32	
1499	480-1180	PALLET REACH TRUCK 4500LB STAND ON ELEC	1706	680	269	
1500	480-1190	PALLET DBL REACH TRUCK 3000LB STD ON ELE	1706	680	269	
1501	480-1195	PALLET DBL REACH TRUCK 4000LB STD ON ELE	1782	709	320	
1502	480-1200	PALLET REACH TRUCK 3500LB STAND ON ELEC	2268	891	376	
1503	480-1205	PALLET REACH TRUCK 4500LB 421IN LIFT ELE	2511	1013	428	
1504	480-1210	PALLET ORDER PICKER 3000LB STAND ON ELEC	1170	462	184	
1505	480-1224	PALLET STACKER 2500LB ADJ STRAD W/B ELEC	1048	410	132	
1506	480-1229	PALLET STACKER 3000LB STRADDLE W/B ELEC	1099	423	141	
1507	480-1230	PALLET STACKER 3000LB COUNT WGT W/B ELEC	1240	471	158	
1508	480-1239	PALLET STACKER 4000LB STRADDLE W/B ELEC	1240	471	158	
1509	480-1240	PALLET STACKER 4000LB COUNT WGT W/B ELEC	1240	471	158	
1510	480-1250	PALLET LIFT 4000LB W/B ELEC	885	393	98	
1511	480-1260	PALLET LIFT 4500LB W/B ELEC	885	393	98	
1512	480-1280	PALLET LIFT 6000LB 48IN RIDE-ON ELEC	1099	423	141	
1513	480-1282	PALLET LIFT 6000LB 96IN RIDE-ON ELEC	1130	441	144	
1514	480-1310	ROLLER 2 PART KIT 36 TON CAP	387	203	59	
1515	480-1320	MACHINE ROLLERS 3 TON SET OF 4	203	108	41	
1516	480-1340	MACHINE ROLLERS 8 TON SET OF 4	338	180	61	
1517	480-1350	MACHINE ROLLERS 12 TON SET OF 4	372	198	69	
1518	480-1360	MACHINE ROLLERS 15 TON SET OF 4	372	198	69	
1519	480-1390	MACHINE ROLLERS 30 TON SET OF 4	324	173	49	
1520	480-1420	MACHINE ROLLERS 60 TON SET OF 4	405	216	77	
1521	480-1440	MACHINE ROLLERS 70 TON SET OF 4	535	267	95	
1522	480-1520	PRY BAR	31	11	5	
1523	480-1620	HOIST 3/4 TON LEVER 20	64	23	11	
1524	480-1640	HOIST 3/4 TON LEVER W/OVERLOAD 20	68	25	12	
1525	480-1700	HOIST 1 TON LEVER W/OVERLOAD 20	73	27	13	
1526	480-1720	HOIST 1 1/2 TON LEVER 15	77	29	13	
1527	480-1740	HOIST 1 1/2 TON LEVER 20	77	29	13	
1528	480-1760	HOIST 1 1/2 TON LEVER W/OVERLOAD 20	86	32	14	
1529	480-1780	HOIST 2 TON LEVER W/OVERLOAD 20	96	36	16	
1530	480-1800	HOIST 2 1/2 TON LEVER 20	122	45	18	
1531	480-1820	HOIST 3 TON LEVER 15	112	41	19	
1532	480-1840	HOIST 3 TON LEVER W/ OVERLOAD 20	115	43	20	
1533	480-1860	HOIST 3 TON LEVER 20-30	112	41	19	
1534	480-1880	HOIST 6 TON LEVER 5 - 10	150	56	25	
1535	480-1900	HOIST 6 TON LEVER W/ OVERLOAD 20	160	59	27	
1536	480-1920	MATERIAL LIFT 1500 LBS 25 FT ROUSTABOUT	577	274	77	
1537	480-1925	MATERIAL LIFT 1500 LBS 15 FT ROUSTABOUT	486	230	65	
1538	480-1930	MATERIAL LIFT 1500 LBS 18 FT ROUSTABOUT	656	292	77	
1539	480-2120	HOIST CHAIN 1/2 TON 8-15	41	15	6	
1540	480-2140	HOIST CHAIN 1/2 TON 20	53	19	8	



**HERC RENTALS - CONTRACT 2019000318-7**  
**EXHIBIT A.3 - 2022 PLATINUM PRICING**

	<b>Cat Class</b>	<b>Description</b>	<b>Month</b>	<b>Week</b>	<b>Day</b>	<b>Change</b>
1541	480-2160	HOIST 1/2 TON CHAIN W/OVERLOAD 20	58	22	9	
1542	480-2175	HOIST CHAIN AIR 1 TON 30-50	1134	599	149	
1543	480-2180	HOIST 1 TON CHAIN W/OVERLOAD 20	77	28	11	
1544	480-2200	HOIST 1 TON CHAIN W/OVERLOAD 30	81	30	12	
1545	480-2220	HOIST CHAIN 1 TON 20-40	65	24	9	
1546	480-2240	HOIST CHAIN 1-1/2 TON 20-40	87	32	13	
1547	480-2260	HOIST 1 1/2 TON CHAIN W/OVERLOAD 20FT	104	39	15	
1548	480-2280	HOIST 1 1/2TON CHAIN W/OVERLOAD 30FT	111	41	16	
1549	480-2300	HOIST 2 TON CHAIN W/OVERLOAD 20	122	45	18	
1550	480-2320	HOIST CHAIN 2 TON 8-15	116	43	17	
1551	480-2340	HOIST CHAIN 2 TON 20-40	87	32	13	
1552	480-2350	CHAIN HOIST ELEC 2 TON 50-80FT LIFT 115V	1215	608	257	
1553	480-2380	HOIST CHAIN 2TON MANUAL 30	122	45	18	
1554	480-2400	HOIST CHAIN 3 TON 20-40	127	47	19	
1555	480-2420	HOIST 3 TON CHAIN W/OVERLOAD 20	150	56	23	
1556	480-2440	HOIST CHAIN 3TON MANUAL 8-15	146	54	22	
1557	480-2460	HOIST CHAIN 3TON MANUAL 20	146	54	22	
1558	480-2480	HOIST CHAIN 3TON MANUAL 30	146	54	22	
1559	480-2500	HOIST CHAIN 5 TON 8-15	203	71	30	
1560	480-2520	HOIST 5 TON CHAIN W/OVERLOAD 20FT	226	84	33	
1561	480-2540	HOIST CHAIN 5 TON 20-40	203	76	30	
1562	480-2550	HOIST CHAIN 5 TON 60FT LIFT	243	131	131	
1563	480-2555	HOIST CHAIN 5 TON 80FT LIFT	243	131	131	
1564	480-2560	HOIST CHAIN 5TON MANUAL 30	220	81	32	
1565	480-2600	HOIST CHAIN 8TON MANUAL 20	404	149	60	
1566	480-2620	HOIST CHAIN 10 TON 8-15	491	182	73	
1567	480-2640	HOIST CHAIN 10 TON 20-30	519	193	77	
1568	480-2660	HOIST 5 TON CHAIN ELEC	549	193	81	
1569	480-2670	HOIST CHAIN AIR 2 TON 50-70 FT	253	99	40	
1570	480-2680	HOIST CHAIN AIR 3 TON	377	132	56	
1571	480-2687	HOIST CHAIN AIR 6 TON 20-50 FT	2025	689	235	
1572	480-2690	HOIST CHAIN AIR 5 TON 80FT LIFT	2430	810	284	
1573	480-2692	HOIST CHAIN AIR 6 TON 100FT LIFT	2592	896	342	
1574	480-2695	HOIST CHAIN AIR 10 TON 40 FT	2187	770	257	
1575	480-2700	ENGINE HOIST 4000 LB	292	97	26	
1576	480-2790	CONVEYOR MATERIAL 10FT X 12IN	684	257	86	
1577	480-2795	CONVEYOR MATERIAL 10FT X 18IN	706	266	90	
1578	480-2797	CONVEYOR MATERIAL 14FT X 12IN	757	274	98	
1579	480-2800	CONVEYOR MATERIAL TOWABLE 24-26FT ELEC	1590	671	266	
1580	480-3015	GANTRY CRANE 3/4 TON	1094	458	184	
1581	480-3040	POWERED HAND CRANE 300 LBS CAP BATT	377	140	56	
1582	480-3060	GANTRY CRANE 2 TON	1582	662	252	
1583	480-3065	GANTRY CRANE 2 TON 154IN HEIGHT	1668	680	269	
1584	480-3080	GANTRY CRANE 3 TON	1710	684	278	
1585	480-3100	GANTRY CRANE 5 TON	1980	720	383	
1586	480-3210	TROLLEY 1 TON	122	43	16	
1587	480-3211	BEAM TROLLEY PUSH 1 TON	41	18	5	
1588	480-3240	TROLLEY 3 TONS	152	54	21	
1589	480-3260	TROLLEY 5 TONS	304	108	41	
1590	480-3265	BEAM TROLLEY 5 TON GEARED 80FT DROP	203	108	54	
1591	480-3280	TROLLEY 10 TONS	365	130	50	
1592	480-3285	TROLLEY 10 TONS GEARED 40FT/HAND CHAIN	315	104	50	
1593	480-3314	HOIST ELECTRIC CHAIN 1 TON 40 FT 120V	567	227	98	
1594	480-3316	HOIST ELECTRIC CHAIN 1 TON 50 FT 120V	567	227	98	
1595	480-3318	HOIST ELECTRIC CHAIN 1 TON 60 FT 120V	567	227	98	

**HERC RENTALS - CONTRACT 2019000318-7**  
**EXHIBIT A.3 - 2022 PLATINUM PRICING**

	<b>Cat Class</b>	<b>Description</b>	<b>Month</b>	<b>Week</b>	<b>Day</b>	<b>Change</b>
1596	480-3329	HOIST ELECTRIC CHAIN 2 TON 40 FT 120V	689	275	115	
1597	480-3331	HOIST ELECTRIC CHAIN 2 TON 50 FT 120V	689	275	115	
1598	480-3333	HOIST ELECTRIC CHAIN 2 TON 60 FT 120V	689	275	115	
1599	480-3420	HOIST ELECTRIC CHAIN 1T 30 120V 1PH	319	118	47	
1600	480-3428	MATERIAL LIFT 400 LBS 5 FT MANUAL	183	64	22	
1601	480-3430	MATERIAL LIFT 1000 LBS 5 FT MANUAL	183	64	22	
1602	480-3460	MATERIAL LIFT 1000 LBS 10 FT MANUAL	510	239	60	
1603	480-3475	MATERIAL LIFT 450 LBS 12 FT MANUAL	510	239	60	
1604	480-3480	MATERIAL LIFT 650 LBS 12 FT MANUAL	510	239	60	
1605	480-3500	MATERIAL LIFT 300 LBS 12 FT PNEUMATIC	583	274	68	
1606	480-3510	MATERIAL LIFT 350 LBS 10-12 FT MANUAL	583	274	68	
1607	480-3520	MATERIAL LIFT 650 LBS 15 FT MANUAL	583	274	68	
1608	480-3525	MATERIAL LIFT 450 LBS 16 FT MANUAL	583	274	68	
1609	480-3540	MATERIAL LIFT 650 LBS 18 FT MANUAL	583	274	68	
1610	480-3560	MATERIAL LIFT 250 LBS 18 FT PNEUMATIC	583	274	68	
1611	480-3580	MATERIAL LIFT 650 LBS 20 FT MANUAL	693	325	81	
1612	480-3600	MATERIAL LIFT 650 LBS 24 FT MANUAL	693	325	81	
1613	480-3620	MATERIAL LIFT 650 LBS 25 FT MANUAL	693	325	81	
1614	480-3628	MATERIAL LIFT 800 LBS 25FT COUNTER BALAN	1215	535	141	
1615	480-3630	MATERIAL LIFT 800 LBS 12 FT MANUAL	608	216	72	
1616	480-3660	MATERIAL LIFT 1100 LBS 15 FT MANUAL	729	342	86	
1617	480-4010	TUGGER 1000LB AIR	583	194	68	
1618	480-4040	TUGGER 4000LB AIR	1276	426	149	
1619	480-4070	TUGGER 10000LB AIR	2370	790	278	
1620	480-4090	TUGGER 20000LB AIR	4192	1398	491	
1621	480-4105	CABLE PULLER FORCE GAUGE	486	292	154	
1622	480-4110	CABLE PULLER 2000 LB ELECTRIC	689	243	103	
1623	480-4130	CABLE PULLER 6000LB ELECTRIC	729	292	95	
1624	480-4140	CABLE PULLER 8000LB ELECTRIC	809	385	103	
1625	480-4150	CABLE PULLER 10000LB ELEC W/BOOM	842	405	107	
1626	480-4153	CABLE PULLER 12K MULTI-SPEED ELEC	887	446	129	
1627	480-4155	CABLE FEEDER	689	243	103	
1628	480-4160	CABLE REEL STAND 6000LB CAPACITY	108	50	18	
1629	480-4170	CABLE REEL STAND 10000LB CAP	473	230	77	
1630	480-4175	CABLE REEL ROLLER 30IN 2500 LB CAPACITY	117	59	59	
1631	480-4179	CABLE REEL ROLL 7.5 TON	1211	405	129	
1632	480-4180	CABLE REEL ROLLER 15 TON	1211	405	129	
1633	480-4185	DUCT RODDER 5/16IN 1000FT	345	162	73	
1634	480-4186	DUCT RODDER 5/16IN 600FT	243	142	56	
1635	480-4187	DUCT RODDER 3/8IN 600FT	243	142	56	
1636	480-4188	DUCT RODDER 1/2IN 1000FT	73	24	9	
1637	480-4190	CABLE FISH TAPE VAC SYSTEM	185	63	27	
1638	480-4200	SHEAVE MANHOLE 12FT 6500LB CAP	995	500	194	
1639	480-5520	PUMP HYD 10000PSI SINGLE ACTING ELEC	532	296	102	
1640	480-5530	PUMP HYD SHORING PLASTIC MANUAL	56	19	10	
1641	480-5540	PORTAPOWEPUMP 1 SPEED MANUAL	118	41	21	
1642	480-5560	PORTAPOWEPUMP 2 SPEED MANUAL	118	41	21	
1643	480-5600	PUMP BOLT TENSIONER 1500 BAR 110V	1944	648	248	
1644	481-1012	CYLINDER HYD LP PANCAKE SA 5 T >1 IN	55	28	8	
1645	481-1028	CYLINDER HYD THREADED END SA 10 T >1 IN	77	39	10	
1646	481-1030	CYLINDER HYD LP PANCAKE SA 10 T >1 IN	54	28	7	
1647	481-1032	CYLINDER HYD GENERAL SA 10 T 1 IN	64	32	8	
1648	481-1034	CYLINDER HYD SHORTY SA DA 10 T 1 IN	66	33	8	
1649	481-1036	CYLINDER HYD GENERAL SA 10 T 2 IN	66	33	8	
1650	481-1040	CYLINDER HYD GENERAL SA 10 T 4 IN	71	36	9	

**HERC RENTALS - CONTRACT 2019000318-7**  
**EXHIBIT A.3 - 2022 PLATINUM PRICING**

	<b>Cat Class</b>	<b>Description</b>	<b>Month</b>	<b>Week</b>	<b>Day</b>	<b>Change</b>
1651	481-1042	CYLINDER HYD GENERAL SA 10 T 6 IN	79	40	10	
1652	481-1048	CYLINDER HYD GENERAL SA 10 T 8 IN	95	48	13	
1653	481-1052	CYLINDER HYD GENERAL SA 10 T 10 IN	96	49	13	
1654	481-1056	CYLINDER HYD PUSHPULL DA 10-4 T 10 IN	194	97	26	
1655	481-1066	CYLINDER HYD CENTER HOLE SA 12 T 1 IN	122	61	16	
1656	481-1076	CYLINDER HYD GENERAL SA 15 T 6 IN	102	51	13	
1657	481-1090	CYLINDER HYD LP PANCAKE SA 20 T >1 IN	131	66	16	
1658	481-1092	CYLINDER HYD SHORTY SA DA 20 T 1 IN	118	59	15	
1659	481-1106	CYLINDER HYD GENERAL SA 25 T 1 IN	104	52	13	
1660	481-1108	CYLINDER HYD GENERAL SA 25 T 2 IN	104	52	13	
1661	481-1110	CYLINDER HYD GENERAL SA 25 T 4 IN	113	57	14	
1662	481-1112	CYLINDER HYD GENERAL SA 25 T 6 IN	131	66	16	
1663	481-1118	CYLINDER HYD GENERAL SA 25 T 8 IN	169	86	21	
1664	481-1120	CYLINDER HYD GENERAL SA 25 T 10 IN	200	101	26	
1665	481-1122	CYLINDER HYD PUSHPULL DA 25-11 T 10 IN	621	311	77	
1666	481-1126	CYLINDER HYD GENERAL SA 25 T 14 IN	230	115	29	
1667	481-1127	CYLINDER HYD GENERAL SA 27 T 6 IN	365	122	43	
1668	481-1132	CYLINDER HYD LP PANCAKE SA 30 T >1 IN	150	76	19	
1669	481-1134	CYLINDER HYD GENERAL SA 30 T 2 IN	189	95	23	
1670	481-1138	CYLINDER HYD SHORTY SA DA 30 T 2 IN	132	67	18	
1671	481-1154	CYLINDER HYD GENERAL SA 30 T 8 IN	203	102	25	
1672	481-1158	CYLINDER HYD GENERAL SA 35 T 2 IN	270	135	34	
1673	481-1162	CYLINDER HYD GENERAL SA 50 T 2 IN	810	405	102	
1674	481-1164	CYLINDER HYD SHORTY SA DA 50 T 2 IN	162	81	22	
1675	481-1186	CYLINDER HYD GENERAL SA 55 T 6 IN	223	112	29	
1676	481-1189	CYLINDER HYD PUSHPULL DA 55-28 T 4 IN	398	199	50	
1677	481-1190	CYLINDER HYD PUSHPULL DA 55-28 T 6 IN	398	199	50	
1678	481-1242	CYLINDER HYD SHORTY SA DA 100 T 2 IN	239	119	32	
1679	481-1250	CYLINDER HYD CENTER HOLE SA 100 T 3 IN	778	389	97	
1680	481-1254	CYLINDER HYD GENERAL SA 100 T 6 IN	441	221	54	
1681	481-1260	CYLINDER HYD PUSHPULL DA 100-44 T 6 IN	581	291	73	
1682	481-1524	JACK BOTTLE STANDARD 5 T 4 IN	23	13	4	
1683	481-1526	JACK TOE ECONOMY 5 T 4 IN	165	83	21	
1684	481-1538	JACK TOE ECONOMY 10 T 5 IN	153	68	27	
1685	481-1566	JACK BOTTLE STANDARD 22 T 6 IN	46	23	6	
1686	481-3008	CYLINDER BOLT TENSIONER M36X4	955	319	112	
1687	490-1000	FORKLIFT ATTACHMENT LIFTING HOOK 10000LB	268	122	43	
1688	490-1002	FORKLIFT ATTACHMENT LIFTING HOOK 12000LB	306	146	50	
1689	490-1003	FORKLIFT ATTACHMENT LIFT-N-TOW 4000 LB	212	104	36	
1690	490-1004	FORKLIFT ATTACHMENT LIFT-N-TOW 10000 LB	212	104	36	
1691	490-1006	FORKLIFT ATTACHMENT LIFT-N-TOW 12000 LB	419	153	59	
1692	490-1008	FORKLIFT ATTACHMENT 2 FT TRUSS BOOM	325	146	51	
1693	490-1009	FORKLIFT ATTACHMENT 6-8 FT TRUSS BOOM	325	146	51	
1694	490-1010	FORKLIFT ATTACHMENT 12-15 FT TRUSS BOOM	325	146	51	
1695	490-1012	FORKLIFT ATTACH 12FT W/WINCH TRUSS BOOM	1071	536	216	
1696	490-1015	FORKLIFT ATTACHMENT SPREADER BAR 8-12FT	405	203	86	
1697	490-1020	FORKLIFT ATTACH JIB BOOM 4-12FT 6K CAP	325	146	51	
1698	490-1030	FORKLIFT ATTACHMENT CARPET POLE	230	97	34	
1699	490-1040	FORKLIFT ATTACHMENT INDUSTRIAL SCALE	459	223	86	
1700	490-1045	FORKLIFT/CRANE ATTACHMENT SCALE 15K LBS	486	183	73	
1701	490-1050	FORKLIFT ATTACHMENT TRASH HOPPER	284	112	51	ADD
1702	490-1055	FORKLIFT ATTACHMENT BIN CLAMP ROTATOR	440	158	56	
1703	490-1059	FORKLIFT ATTACHMENT DRUM CLAMP SINGLE	2511	1114	471	
1704	490-1060	FORKLIFT ATTACHMENT DRUM ROTATOR	459	223	86	
1705	490-1070	FORKLIFT ATTACHMENT FORK ROTATOR 2500LB	675	270	86	

**HERC RENTALS - CONTRACT 2019000318-7**  
**EXHIBIT A.3 - 2022 PLATINUM PRICING**

	<b>Cat Class</b>	<b>Description</b>	<b>Month</b>	<b>Week</b>	<b>Day</b>	<b>Change</b>
1706	490-1073	FORKLIFT ATTACHMENT ROTATOR CLASS II	675	270	86	
1707	490-1077	FORKLIFT ATTACHMENT ROTATOR CLASS III	1215	446	167	
1708	490-1080	FORKLIFT ATTACHMENT WORK PLATFORM	459	243	86	
1709	490-1205	FORKLIFT ATTACHMENT BIN DUMPER .50YD	440	158	56	
1710	490-1210	FORKLIFT ATTACHMENT BIN DUMPER 1YD	440	158	56	
1711	490-1215	FORKLIFT ATTACHMENT BIN DUMPER 2YD	440	158	56	
1712	490-1220	FORKLIFT ATTACHMENT BIN DUMPER 3YD	459	183	64	
1713	490-1225	FORKLIFT ATTACHMENT BIN DUMPER 4YD	478	194	68	
1714	490-1230	FORKLIFT ATTACHMENT BIN DUMPER 5YD	478	194	68	ADD
1715	490-1235	FORKLIFT ATTACHMENT TRASH HOPPER 3.75YD	382	146	59	
1716	490-1250	FORKLIFT ATTACHMENT BUCKET .50-.75YD	345	146	51	
1717	490-1255	FORKLIFT ATTACHMENT BUCKET 1YD	345	146	51	
1718	490-1260	FORKLIFT ATTACHMENT BUCKET 1.25YD	345	146	51	
1719	490-1265	FORKLIFT ATTACHMENT BUCKET 1.5YD	345	146	51	
1720	490-1270	FORKLIFT ATTACHMENT BUCKET 1.75YD	379	158	56	
1721	490-1275	FORKLIFT ATTACHMENT BUCKET 2YD	379	158	56	
1722	490-1300	FORKLIFT ATTACHMENT BUCKET GRAPPLE	551	194	68	
1723	490-1400	FORKLIFT ATTACHMENT CARRIAGE	325	146	51	
1724	490-1410	FORKLIFT ATTACHMENT SWING CARRIAGE	536	203	73	
1725	490-1415	FORKLIFT ATTACHMENT SIDE TILT CARRIAGE	396	146	51	
1726	490-1418	FORKLIFT ATTACHMENT SIDE SHIFT CARRIAGE	396	146	51	
1727	490-1450	FORKLIFT ATTACHMENT FORK EXTENSIONS	325	146	51	
1728	490-1460	FORKLIFT ATTACHMENT 48IN FORKS	158	61	22	
1729	490-1470	FORKLIFT ATTACHMENT 60IN FORKS	172	81	26	
1730	490-1480	FORKLIFT ATTACHMENT 72IN FORKS	192	86	30	
1731	490-1600	CRANE ATTACHMENT TRASH HOPPER	325	146	51	
1732	490-1650	TELEHANDLER SKIDSTEER ATTACHMENT	192	86	30	
1733	490-1690	FORKLIFT BATTERY CHARGER 48V ONLY 115V	146	77	27	
1734	490-1695	FORKLIFT BATTERY CHARGER FOR 48V & 80V	230	81	34	
1735	490-1700	EXTRA BATTERY PACK 4K ELECTRIC FORKLIFT	345	146	60	
1736	490-1720	EXTRA BATTERY PACK 6K ELECTRIC FORKLIFT	367	130	68	
1737	500-1015	1KW SILENT PORTABLE GENERATOR GAS	306	138	37	
1738	500-1020	2KW SILENT PORTABLE GENERATOR GFCI GAS	345	153	41	
1739	500-1025	2KW SILENT PORTABLE GENERATOR GAS	345	153	41	
1740	500-1030	3KW PORTABLE GENERATOR GAS	413	184	49	
1741	500-1035	3KW SILENT PORTABLE GENERATOR GAS	413	184	49	
1742	500-1045	4KW SILENT PORTABLE GENERATOR GAS	482	214	57	ADD
1743	500-1050	5KW PORTABLE GENERATOR GAS	482	214	57	
1744	500-1057	5KW PORTABLE GENERATOR DSL	482	214	57	ADD
1745	500-1060	6KW PORTABLE GENERATOR GAS	551	245	65	
1746	500-1075	7KW SILENT PORTABLE GENERATOR GAS	689	306	81	
1747	500-1100	10KW PORTABLE GENERATOR GAS	788	338	102	
1748	500-1120	16KW PORTABLE GENERATOR 120/240V 1PH/3PH	1094	486	171	
1749	500-1130	23KW PORTABLE GENERATOR 120/480V 1PH/3PH	1256	527	235	
1750	500-1200	GENERATOR SOLAR (6) 12V BATTERIES	1296	648	257	
1751	501-1015	15KW GENERATOR DSL	869	365	167	ADD
1752	501-1020	20KW GENERATOR DSL	869	365	167	
1753	501-1025	25KW GENERATOR MEGA SILENT DSL	1080	693	333	ADD
1754	501-1030	30KW GENERATOR DSL	1260	599	227	
1755	501-1031	30KW GENERATOR DSL SKID	1260	599	227	ADD
1756	501-1032	30KVA GENERATOR BATTERY PACK 208V 3PH	4212	2223	889	ADD
1757	501-1040	40KW GENERATOR DSL	1260	599	227	
1758	501-1055	55KW GENERATOR DSL	1620	612	248	
1759	501-1060	55KW GENERATOR SKID MOUNTED DSL	1620	612	248	
1760	501-1065	65KW GENERATOR MEGA SILENT DSL	3443	1125	507	ADD

**HERC RENTALS - CONTRACT 2019000318-7  
EXHIBIT A.3 - 2022 PLATINUM PRICING**

	<b>Cat Class</b>	<b>Description</b>	<b>Month</b>	<b>Week</b>	<b>Day</b>	<b>Change</b>
1761	501-1070	70KW GENERATOR DSL	2205	844	335	
1762	501-1080	80KW GENERATOR DSL	2205	844	335	
1763	501-1100	100KW GENERATOR DSL	2205	844	335	
1764	501-1105	100KW GENERATOR SKID MOUNTED DSL	2205	844	335	
1765	501-1115	117KW GENERATOR MEGA SILENT DSL	4860	1881	684	ADD
1766	501-1120	120KW GENERATOR DSL	3038	1423	502	
1767	501-1135	137KW GENERATOR MEGA SILENT DSL	4860	1881	684	ADD
1768	501-1140	140KW GENERATOR DSL	3038	1423	502	
1769	501-1160	160KW GENERATOR DSL	3038	1423	502	
1770	501-1175	175KW GENERATOR DSL	3038	1423	502	
1771	501-1180	175KW GENERATOR SKID MOUNTED DSL	3038	1423	502	
1772	501-1200	200KW GENERATOR DSL	4032	1688	750	
1773	501-1250	250KW GENERATOR DSL	4032	1688	750	
1774	501-1255	250KW GENERATOR SKID MOUNTED DSL	4032	1688	750	
1775	501-1280	275KW GENERATOR MEGA SILENT DSL	6075	2309	855	ADD
1776	501-1300	300KW STUDIO GENERATOR TWIN PACK	16673	4959	1710	
1777	501-1320	320KW GENERATOR DSL	4950	2120	841	
1778	501-1325	320KW GENERATOR SKID MOUNTED DSL	4950	2120	841	
1779	501-1500	500KW GENERATOR DSL	8100	2869	912	
1780	501-1510	500KW GENERATOR DSL T4F	15300	5400	1980	
1781	501-1650	650KW GENERATOR DSL	10350	3770	1419	
1782	501-1800	800KW GENERATOR DSL	13500	4437	1620	
1783	501-2100	1000KW GENERATOR DSL	14850	5011	1944	
1784	501-2300	1350KW GENERATOR DSL	17888	6044	2349	
1785	501-2600	1600KW GENERATOR DSL	23625	9180	3321	
1786	501-2700	CONTAINERIZED 2MEG DIESEL GENERATOR	27900	10575	3821	
1787	501-3060	600AMP STUDIO GENERATOR	4275	1539	577	
1788	501-3140	1400AMP STUDIO GENERATOR	6840	2394	984	
1789	501-3160	1600AMP STUDIO GENERATOR	7695	2694	1069	
1790	501-4000	90KVA 400HZ PORTABLE AIRCRAFT GENERATOR	5085	2480	620	
1791	501-4010	120KVA 400HZ PORTABLE AIRCRAFT GENERATOR	5472	2736	684	
1792	501-4020	180KVA 400HZ PORTABLE AIRCRAFT GENERATOR	6480	3240	855	
1793	501-4210	90KVA 400HZ SOLID STATE AIRCRAFT GPU	2939	958	385	
1794	501-4220	180KVA 400HZ SOLID STATE AIRCRAFT GPU	4275	1454	581	
1795	501-5000	270-300 PPM AIRCRAFT STARTER UNIT	15107	7290	3420	
1796	501-5010	180-200 PPM AIRCRAFT STARTER UNIT	15107	7290	3420	
1797	502-1010	GRIDLESS CORE PORTABLE BATTERY SYS 1KW	1026	342	86	
1798	502-1070	GRIDLESS CORE PORTABLE BATTERY SYS 7KW	1580	513	120	
1799	502-1510	GRIDLESS SOURCE AC FAST CHARGER	248	77	21	
1800	502-1520	GRIDLESS SOURCE CHARGER VEHICLE CLAMP	161	46	13	
1801	502-1530	GRIDLESS SOURCE SOLAR CHARGER	248	77	21	
1802	510-1010	LIGHT TOWER 50W LED SOLAR SKID	577	198	77	
1803	510-1015	LIGHT TOWER 640W LED SOLAR TRAILER	1035	446	176	
1804	510-1020	LIGHT TOWER 200W LED SOLAR TRAILER	699	256	112	
1805	510-1030	LIGHT TOWER VERT MAST MAN NARROW BODY	414	247	104	
1806	510-1031	LIGHT TOWER BALLON LIGHT ATTACHMENT	383	171	43	
1807	510-1035	LIGHT TOWER HORIZ MAST MAN NARROW BODY	414	247	104	
1808	510-1040	LIGHT TOWER VERT MAST ELEC NARROW BODY	414	247	104	
1809	510-1055	LIGHT TOWER VERT MAST LED TRAILER	727	338	132	
1810	510-1060	LIGHT TOWER VERT MAST AUTO NARROW BODY	414	247	104	
1811	510-1070	LIGHT TOWER BALLOON KIT	383	293	105	
1812	510-1080	LIGHT TOWER MAN MAST 16FT LED CART 120V	577	198	77	
1813	510-1082	LIGHT TOWER ELEC MAST 23FT LED CART 120V	642	225	86	
1814	510-1084	LIGHT TOWER MAN MAST 23FT LED TRAIL 120V	642	225	86	
1815	510-1090	LIGHTTOWER HORIZ MAST 15KWGEN WIDE BODY	699	256	112	



**HERC RENTALS - CONTRACT 2019000318-7**  
**EXHIBIT A.3 - 2022 PLATINUM PRICING**

	<b>Cat Class</b>	<b>Description</b>	<b>Month</b>	<b>Week</b>	<b>Day</b>	<b>Change</b>
1816	510-1100	LIGHTTOWER HORIZ MAST 20KWGEN WIDE BODY	972	315	126	
1817	510-1120	LIGHTTOWER 15KWGEN WITH 500 GAL TANK	1053	378	165	
1818	510-1140	LIGHT TOWER VERT MAST 20KW WIDE BODY	1053	378	165	
1819	510-1160	LIGHT TOWER CUBE VERT MAST LED SKID	1035	473	189	
1820	514-1145	EXTENSION CORD 14/3 X 100'	37	14	5	
1821	514-1150	EXTENSION CORD 14/3 X 50'	29	12	5	
1822	525-1000	DISCONNECT CAMLOCK 480V 400 AMP	498	230	122	
1823	525-1030	I LINE PANEL 400 AMP	1148	421	162	
1824	525-1040	I LINE PANEL 400 AMP PIN & SLEEVE	2325	770	214	
1825	525-1050	I LINE PANEL 600 AMP	1224	459	175	
1826	525-1060	I LINE PANEL 600 AMP 600V	1224	459	175	
1827	525-1070	I LINE PANEL 800 AMP	1913	635	227	
1828	525-1080	I LINE PANEL 1200 AMP	2426	823	284	
1829	525-1085	I-LINE PANEL 1200A 600V LOW PROFILE	2426	823	284	
1830	525-1090	QUADBOX FEEDER PANEL 120 AMP	230	115	41	
1831	525-1100	QUAD BOX FEEDER PANEL 200 AMP	230	115	41	
1832	525-1110	QUAD BOX FEEDER PANEL 300 AMP	383	134	49	
1833	525-1120	PANEL DISTRO 200A 2XL5302XCALI4X50A4X30A	287	122	53	
1834	525-1130	SPIDER BOX 60 AMP	287	122	53	
1835	525-1140	SPIDER BOX FEEDER PANEL 200 AMP	612	275	97	
1836	525-1150	SPIDER BOX FEEDER PANEL 400 AMP	612	275	97	
1837	525-1160	SPLITER PANEL 400 AMP CAMLOCK	172	77	41	
1838	525-1170	DUPLEX PANEL 100 AMP	222	104	45	
1839	525-1180	REEFER PANEL 30 GANG	248	95	41	
1840	525-1190	TRANSFORMER 15KVA 480-120/208 MILL PANEL	612	268	81	
1841	525-1195	TRANSFORMER 30KVA 480-120/208 MILL PANEL	838	294	94	
1842	525-1200	ISOLATION TRANSFORMER 208V	689	230	81	
1843	525-1240	TRANSFER SWITCH 100 AMP	425	138	49	
1844	525-1250	TRANSFER SWITCH 200 AMP	425	138	49	
1845	525-1260	TRANSFER SWITCH 400 AMP ATS	648	219	77	
1846	525-1290	TRANSFER SWITCH 800 AMP	1884	628	662	
1847	525-1300	VFD PANEL 10HP 460V 3P SOFT START	547	170	64	
1848	525-1310	VFD PANEL 20HP 460V 3PH	738	248	89	
1849	525-1320	VFD PANEL 50HP 460V 3PH	860	287	102	
1850	525-1330	VFD PANEL 100HP 460V 3P SOFT START	1086	364	130	
1851	525-1340	VFD PANEL 125HP 460V 3P SOFT START	1341	450	158	
1852	525-1350	VFD PANEL 150HP 460V 3PH	1377	459	162	
1853	525-1360	LOAD BANK 100 KW	449	202	97	
1854	525-1362	LOAD BANK 125 KW	473	209	105	
1855	525-1364	LOAD BANK 400 KW	473	209	105	
1856	525-1366	LOAD BANK 1000 KW	1080	396	154	
1857	525-1368	LOAD BANK 3000 KW	2700	972	385	
1858	525-1370	GANG BOX	184	69	24	
1859	525-1510	GFCI SINGLE OUTLET	15	8	5	
1860	525-1520	GFCI DOUBLE OUTLET	31	15	8	
1861	525-1580	BREAKOUT BOX 2400 AMP	2430	972	342	
1862	525-1605	DISCONNECT FUSE PANEL 200 AMP	495	194	81	
1863	525-1610	DISCONNECT BREAKER PANEL 400A	612	230	122	
1864	525-1620	DISCONNECT BREAKER PANEL 600A	918	325	130	
1865	525-1630	DISCONNECT BREAKER PANEL 800A	1071	371	146	
1866	525-1720	I LINE PANEL 3000 AMP	2831	945	337	
1867	525-2115	PANEL DISTRO (4) 20AMP DUPLEX 240V INPUT	729	243	86	
1868	525-2120	PANEL DISTRIBUTION 125/250V 50AMP GFCI	134	58	21	
1869	525-2142	PANEL DIST 400A CAM IN/4X100A APPLE OUT	324	129	47	ADD
1870	525-2190	PANEL DISTRIBUTION 800AMP 3PH 120/208V	1913	635	227	



**HERC RENTALS - CONTRACT 2019000318-7**  
**EXHIBIT A.3 - 2022 PLATINUM PRICING**

	<b>Cat Class</b>	<b>Description</b>	<b>Month</b>	<b>Week</b>	<b>Day</b>	<b>Change</b>
1871	525-2600	DISCONNECT BREAKER PANEL 1200A	1080	450	180	
1872	525-2605	DISCONNECT BREAKER PANEL 3000A	2250	765	243	
1873	525-3560	TRANSFER SWITCH AUTO 1600 AMP	1823	608	428	
1874	525-5019	TRANSFORMER 25KVA 480-120/208V STEP DWN	405	183	64	
1875	525-5020	TRANSFORMER 30KVA 480-120/208V STEP DWN	459	189	68	
1876	525-5025	TRANSFORMER 75KVA ENTERTAINMENT CONFIG	842	419	140	
1877	525-5047	TRANSFORMER 45KVA 480-120/208V STEP DWN	689	342	122	
1878	525-5075	TRANSF 75KVA 600/480-120/208V S DWN DIST	991	345	122	
1879	525-5090	TRANSFORMER 100KVA 480-120V 1PH STEPDOWN	612	248	135	
1880	525-5112	TRANSFORMER 150KVA 480-600V STEP UP/DWN	1033	364	126	
1881	525-5114	TRANSFORMER 150KVA ENTERTAINMENT CONFIG	918	459	162	
1882	525-5120	TRANSF 300KVA 2400/480 STEP UP/DWN	1337	356	118	
1883	525-5122	TRANSFORMER 300KVA ENTERTAINMENT CONFIG	1129	333	118	
1884	525-5130	TRANSF 500KVA 480-600V STEP UP/DWN AUTO	1215	405	137	
1885	525-5137	TRANSFORMER 500KVA 2400/480V PADMOUNT	1337	446	171	
1886	525-5140	TRANSFORMER 750KVA 480-600V STEP UP/DWN	2700	900	338	
1887	525-5150	TRANSFORMER 1000KVA	1742	588	214	
1888	525-5165	TRANSFORMER 1500KVA PADMOUNT	4050	1377	727	
1889	530-1000	FUEL TANK UP TO 100 GALLON	324	171	60	ADD
1890	530-1005	PROSOL DEF TANK 100 GALLON GALVANIZED	324	171	60	
1891	530-1020	FUEL TANK 251 GALLON	324	171	60	
1892	530-1030	FUEL TANK 300 GALLON	324	171	60	
1893	530-1050	FUEL TANK 552 GALLON	504	278	90	
1894	530-1060	FUEL TANK 523 GALLON TOWABLE	756	385	129	
1895	530-1070	FUEL TANK 787 GALLON	684	364	124	
1896	530-1080	FUEL TANK 1000 GALLON	1116	564	194	
1897	530-1090	FUEL TANK 1204 GALLON	1116	564	194	
1898	530-1100	FUEL TANK 2388 GALLON	2520	1026	342	
1899	530-2020	DEICING GLYCOL TANK 3200 GAL SKID W/PUMP	4317	1458	616	
1900	550-1200	WELDER MIG/TIG/STICK <300 AMPS 120/230V	243	81	34	
1901	550-1250	WELDER MIG 200 - 299 AMPS 230V	243	81	34	ADD
1902	550-1260	WELDER TIG 400AMP WATER COOLED TORCH	972	324	107	
1903	550-1270	WELDER TIG / STICK 200-249 AMPS ELEC	203	58	32	
1904	550-1275	SKYWELDER INVERTER WELDER 250-300AMP	243	81	34	
1905	550-1280	WELDER INVERTER CC ONLY 250-299 AMPS	158	47	27	
1906	550-1290	WELDER INVERTER CC/CV 300-399 AMPS	203	72	32	
1907	550-1300	WELDER INVERTER CC/CV 350-399 AMPSLEC	203	72	32	
1908	550-1310	WELDER INVERTER CC/CV 400-449 AMPS	203	72	32	
1909	550-1315	WELDER STATIONARY 450 - 499 AMPS ELEC	482	207	73	
1910	550-1330	WELDER INVERTER CC/CV 650-699 AMPS	473	219	73	
1911	550-1400	WELDING FUME EXTRACTOR 95-132 CFM	351	153	59	
1912	550-1410	WELDER STATIONARY 1100 - 1199 AMPS ELEC	603	234	113	
1913	550-1540	WELDER ENGINE DRIVE 180-189 AMP GAS	428	180	73	
1914	550-1600	WELDER ENGINE DRIVE 250-299 AMPS GAS	428	180	73	
1915	550-1610	WELDER ENGINE DRIVE 300-249 AMP GAS	450	184	81	
1916	550-1760	WELDER ENGINE DRIVE 250-299 AMPS LP	450	184	81	
1917	550-1770	WELDER TOWABLE 250-349 AMPS LP	450	216	81	
1918	550-1840	SKID W/TORCH KIT FOR 300AMP WELDER	1170	360	113	
1919	550-1850	WELDER TOWABLE 300 - 349 AMPS DSL	450	166	68	
1920	550-1870	WELDER TOWABLE 400 - 449 AMPS DSL	527	241	126	
1921	550-1875	WELDER SKID MOUNTED 400 - 449 AMPS DSL	527	288	113	
1922	550-1880	WELDER TOWABLE 500 - 549 AMPS DSL	720	288	158	
1923	550-1890	WELDER TOWABLE 600 AMPS DUAL-OPER DSL	720	324	158	
1924	550-1900	WELDER TOWABLE 300-349AMPS DUAL-OPER DSL	603	288	140	
1925	550-1905	WELDER TOWABLE 400-449AMPS DUAL-OPER DSL	603	306	140	

**HERC RENTALS - CONTRACT 2019000318-7**  
**EXHIBIT A.3 - 2022 PLATINUM PRICING**

	<b>Cat Class</b>	<b>Description</b>	<b>Month</b>	<b>Week</b>	<b>Day</b>	<b>Change</b>
1926	550-1950	WELDER WIRE FEEDER 120 VOLT ELEC	264	140	53	
1927	550-1960	WELDER WIRE FEEDER SUITCASE STYLE	248	130	54	
1928	550-3010	PLASMA CUTTER 7/8IN 1PH 120/240V	495	202	84	
1929	550-3015	PLASMA CUTTER 5/8IN AIRCOMP 1PH 120/240V	585	224	83	
1930	550-3020	PLASMA CUTTER 1IN 1PH 208/230V	810	287	126	
1931	550-3030	PLASMA CUTTER 1-1/4IN 1PH/480V 3PH/600V	1073	394	162	
1932	550-3060	PLASMA CUTTER 1-3/4IN 3PH 600V	2556	933	389	
1933	553-0002	CIRCUIT BREAKER, 480V/20A	44	17	6	
1934	553-0004	CIRCUIT BREAKER, 480V/40A	87	31	12	
1935	553-0005	CIRCUIT BREAKER, 480V/50A	27	10	5	
1936	553-0009	CIRCUIT BREAKER 480V 80A	219	73	24	
1937	553-0010	CIRCUIT BREAKER, 480V/100A	112	72	35	
1938	553-0015	CIRCUIT BREAKER, 480V/225A	133	83	45	
1939	553-0025	CIRCUIT BREAKER 600V / 400A	266	128	76	
1940	553-0027	CIRCUIT BREAKER 600V / 600A	293	144	89	
1941	553-0030	CIRCUIT BREAKER 600V / 200A	54	20	8	
1942	553-0035	CIRCUIT BREAKER 600V / 100A	37	13	5	
1943	553-0040	CIRCUIT BREAKER 600V / 60A	37	13	5	
1944	553-0045	CIRCUIT BREAKER 600V / 30A	37	13	5	
1945	553-0050	CIRCUIT BREAKER 600V / 250A	57	20	6	
1946	553-0055	CIRCUIT BREAKER 600V / 150A	21	8	8	
1947	553-0060	CIRCUIT BREAKER 600V / 125A	256	118	69	
1948	553-0061	ADJ CIRCUIT BREAKER 600V 70-250A	178	65	24	
1949	554-0020	POWER STRIP 6X20A OUTLET 6'	14	6	6	
1950	610-1005	TRAILER LANDSCAPE 5X8 1500 LB	324	153	41	
1951	610-1010	TRAILER LANDSCAPE 6X12 3000 LB	324	153	41	
1952	610-1050	TRAILER UTILITY 2000 LB	324	153	41	
1953	610-1059	TRAILER UTILITY PAN 3000 LB	324	153	41	
1954	610-1060	TRAILER UTILITY 3000 LB	324	153	41	
1955	610-1070	TRAILER UTILITY 5-6000 LB	421	199	53	
1956	610-1075	TRAILER UTILITY 7000 LB	421	199	53	
1957	610-1085	TRAILER UTILITY 10000 LB	421	199	53	
1958	610-1140	TRAILER FLATBED 10000 LB	583	275	73	
1959	610-1160	TRAILER FLATBED 10-19000 LB GVWR	770	342	86	
1960	610-1170	TRAILER FLATBED 21-29000 LB GVWR	871	387	96	
1961	610-1180	TRAILER FLATBED 30-39000 LB GVWR	1080	486	122	
1962	610-1190	TRAILER FLATBED GOOSENECK 20-22000 LBS	1125	522	131	
1963	610-1210	TRAILER FLATBED W/RAMPS 20000 LB GVWR	1080	540	135	
1964	610-1212	TRAILER FLATBED NO RAMPS 20000 LB GVWR	1080	540	135	
1965	610-1215	TRAILER FLATBED GOOSENECK 24000 LB	1260	648	162	
1966	610-1220	TRAILER FLATBED GOOSENECK 25-26000 LB	1260	648	162	
1967	610-1240	TRAILER FLATBED 40-49000 LB GVWR	1215	572	180	
1968	610-1245	TRAILER FLATBED 3-AXLE W/RAMPS 50000GVWR	972	527	214	
1969	610-1280	TRAILER FLATBED HYD TAIL 80000 LB	2835	1260	333	
1970	610-1281	TRAILER FLATBED 80000 LB AIR RIDE	810	405	405	
1971	610-1290	TRAILER FLATBED HYD TAIL 90000 LB	3510	1440	380	
1972	610-1300	TRAILER FLATBED GOOSENECK 100000 LB	4131	1836	485	
1973	610-1310	TRAILER FLATBED LIVE BOTTOM 24000 LB	5022	2232	558	
1974	610-1350	TRAILER STUMP GRINDER	324	153	41	
1975	610-1370	TRAILER TRENCHER	324	153	41	
1976	610-1390	TRAILER TILLER	324	153	41	
1977	610-1401	TRAILER CART OFF ROAD 1000LB	540	230	61	
1978	610-1430	TRAILER PIPE DOLLY	729	324	81	
1979	610-1450	TRAILER TOW DOLLY 3500 LB	421	199	53	
1980	610-1458	TRAILER CAR CARRIER ALUM 5300LB PAYLOAD	845	312	77	ADD

**HERC RENTALS - CONTRACT 2019000318-7**  
**EXHIBIT A.3 - 2022 PLATINUM PRICING**

	<b>Cat Class</b>	<b>Description</b>	<b>Month</b>	<b>Week</b>	<b>Day</b>	<b>Change</b>
1981	610-1462	TRAILER CAR CARRIER ALUM 7700LB PAYLOAD	1104	408	101	ADD
1982	610-1500	TRAILER CABLE REEL SINGLE 8-9995 LB	656	292	77	
1983	610-1515	TRAILER UNDERGROUND CABLE PULLER 7500LB	6835	2592	1026	
1984	610-1600	TRAILER MIXING 27 CF 7000 LB	851	403	113	
1985	610-1620	TRAILER MIXING 50 CF 10000 LB	912	432	122	
1986	610-1720	TRAILER GROUND LOAD 5000 LB	324	153	41	
1987	610-1730	TRAILER GROUND LOAD 8000 LB	454	214	57	
1988	610-1740	TRAILER GROUND LOAD 10000 LB BATT	571	214	57	
1989	610-1745	TRAILER GROUND LOAD 10000 LB GAS	571	269	71	
1990	610-1750	TRAILER GROUND LOAD 13000-14000 LB	842	398	105	
1991	610-1760	TRAILER TILT 2-3000 LB	280	116	32	
1992	610-1766	TRAILER TILT 6-7000 LB	419	174	48	
1993	610-1770	TRAILER TILT 10000 LB	428	203	73	
1994	610-1775	TRAILER TILT 12-13000 LB	522	278	98	
1995	610-1779	TRAILER TILT 14000LB FIXED TOP DECK	750	365	122	
1996	610-1780	TRAILER TILT 14-15000 LB	540	287	102	
1997	610-1781	TRAILER TILT 15000 LB 4FT FIXED TOP DECK	691	367	130	
1998	610-1785	TRAILER TILT 16-17000 LB	716	381	134	
1999	610-1800	TRAILER TILT 25-26000 LB	1116	593	209	
2000	610-2200	TRAILER DUMP SINGLE AXLE	565	302	105	
2001	610-2230	TRAILER DUMP TANDEM AXLE	612	321	113	
2002	610-2260	TRAILER DUMP TANDEM AXLE OFFROAD	756	401	142	
2003	610-2290	TRAILER DUMP TRIPLE AXLE	3126	1563	521	
2004	610-2420	TRAILER WATER 500 GALLON	851	432	122	
2005	610-2430	TRAILER WATER 800 GALLON	1103	576	162	
2006	610-2455	TRAILER VACUUM EXC SYSTEM 500 GAL GAS	4950	1620	518	
2007	610-2460	TRAILER VACUUM EXC SYSTEM 500 GAL DSL	5670	1710	540	
2008	610-2470	TRAILER VACUUM EXC SYSTEM 800 GAL DSL	6075	2025	727	
2009	610-2520	TRAILER ENCLOSED 6X12 3000 LB	720	360	90	
2010	610-2530	TRAILER ENCLOSED 6X12 7000 LB	788	395	99	
2011	610-2550	TRAILER ENCLOSED 8X20 7000 LB	992	466	117	
2012	610-2570	TRAILER REMEDIATION ENCLOSED 8X20 9995LB	860	304	122	
2013	610-2580	TRAILER TOOL ENCLOSED 8X44 25000 LBS	4860	1620	648	
2014	610-2585	TRAILER TOOL CRIB ENCLOSED 45-53 FT	2552	851	284	
2015	610-2590	TRAILER ENCLOSED 8X53	689	292	97	
2016	610-2592	TRAILER CAT EVENT RESPONSE ENCLOSED 53FT	3645	1260	419	
2017	610-2600	TRAILER OPEN TOP BOX 5X8 3000 LB	324	153	41	
2018	610-2610	TRAILER OPEN TOP BOX 5X10 3000 LB	356	168	45	
2019	610-2615	TRAILER OPEN TOP BOX 5X12 3000 LB	389	184	49	
2020	610-2620	TRAILER OPEN TOP BOX 6X10 3000 LB	421	199	53	
2021	610-2640	TRAILER OPEN TOP BOX 5X12 10000 LB	517	243	61	
2022	610-2770	CONTAINER 7FT X 8FT DOUBLE DOOR	434	211	77	
2023	610-2780	CONTAINER 8FT X 8FT REFRIGERATED STORAGE	540	171	86	
2024	610-2790	CONTAINER 10 FT STORAGE	115	41	10	
2025	610-2800	CONTAINER 16 FT STORAGE	115	41	10	
2026	610-2801	CONTAINER 16 FT KARGO KING	257	108	27	
2027	610-2810	CONTAINER 20 FT STORAGE	115	41	10	
2028	610-2815	CONTAINER 20 FT STORAGE DOUBLE DOOR	129	51	13	
2029	610-2820	CONTAINER 24 FT STORAGE	257	103	26	
2030	610-2840	CONTAINER 40 FT STORAGE	171	68	17	
2031	610-2845	CONTAINER 40 FT STORAGE DOUBLE DOOR	214	86	22	
2032	610-2900	CONTAINER 20 FT OFFICE	385	99	22	
2033	610-2910	CONTAINER 40 FT OFFICE	770	198	43	
2034	610-3000	TRAILER SHADE 10 FT	385	129	43	
2035	610-3010	TRAILER SAFETY COOLDOWN 8X24 9990 LB	3402	1701	527	

**HERC RENTALS - CONTRACT 2019000318-7**  
**EXHIBIT A.3 - 2022 PLATINUM PRICING**

	<b>Cat Class</b>	<b>Description</b>	<b>Month</b>	<b>Week</b>	<b>Day</b>	<b>Change</b>
2036	610-3020	TRAILER MOUNTED SAFETY SHOWER PNEUMATIC	3645	1701	527	
2037	630-1010	CART PERSONNEL 2 PASSENGER 3-WH ELEC	437	226	85	
2038	630-1020	TOW TRACTOR 1 PASSENGER 3-WH 8K PULL ELE	918	459	153	
2039	630-1040	CART BURDEN 2 PASSENGER 4-WH GAS	513	252	95	
2040	630-1060	CART BURDEN 2 PASSENGER 4-WH ELEC	513	252	95	
2041	630-1065	CART BURDEN 2 PASSENGER 4-WH ELEC CAB	707	315	108	
2042	630-1080	CART BURDEN 4 PASSENGER 4-WH ELEC	513	252	95	
2043	630-1100	CART GOLF 2 PASSENGER ELEC	531	270	113	
2044	630-1110	CART GOLF 2 PASSENGER GAS	531	270	113	
2045	630-1120	CART GOLF 4 PASSENGER GAS	531	270	113	
2046	630-1130	CART TOUR 4 PASSENGER ELEC	694	284	117	
2047	630-1150	CART TOUR 6 PASSENGER ELEC	770	315	131	
2048	630-1160	CART TOUR 6 PASSENGER GAS	770	315	131	
2049	630-1170	CART TOUR 8 PASSENGER GAS	1035	401	162	
2050	630-1180	CART TOUR 8 PASSENGER W/CHAIR ACCESS GAS	1035	401	162	
2051	630-1200	CART UTV 2 PASSENGER ELEC	765	324	140	
2052	630-1210	CART UTV 2 PASSENGER GAS	765	324	140	
2053	630-1220	CART UTV 2 PASSENGER GAS WITH CAB	855	351	153	
2054	630-1225	CART UTV 2 PASSENGER GAS OFF ROAD	1125	410	131	
2055	630-1230	CART UTV 2 PASSENGER DSL	765	324	140	
2056	630-1240	CART UTV 2 PASSENGER DSL WITH CAB	855	351	153	
2057	630-1245	CART UTV 2 PASSENGER DSL FLATBED	765	324	140	
2058	630-1260	CART UTV 4 PASSENGER GAS	765	324	140	
2059	630-1265	CART UTV 4 PASSENGER GAS WITH CAB	855	351	153	
2060	630-1280	CART UTV 4 PASSENGER DSL	765	324	140	
2061	630-1290	CART UTV 4 PASSENGER DSL WITH CAB	855	351	153	
2062	630-1300	CART UTV 4 PASSENGER GAS FLATBED	765	324	140	
2063	630-1310	CART UTV 4 PASSENGER DSL FLATBED	765	324	140	
2064	630-1330	CART UTV W/FRONT TOOL CARRIER DSL CAB	3060	1395	473	
2065	630-1410	CART LT DUTY 2 PASSENG 2WD GAS ENTERTAIN	684	324	140	
2066	630-1415	CART UTV 2 PASSENGER 4WD GAS ENTERTAIN	765	324	140	
2067	630-1420	CART UTV 4 PASSENGER 4WD GAS ENTERTAIN	765	324	140	
2068	630-1425	CART UTV 2 PASSENGER 2WD GAS ENTERTAIN	765	324	140	
2069	630-2010	CART UTV SNOW PLOW 5-6 FT	306	99	50	
2070	630-2015	CART UTV 40 GALLON SPRAYER SKID MTD ELEC	446	185	81	
2071	630-2020	80 GALLON SPRAYER ELEC	324	140	50	
2072	630-3010	BOAT ALUMINUM FLAT BOTTOM NO ENGINE 12FT	972	324	112	
2073	630-3020	MARINE OUTBOARD ENGINE 15HP GAS	437	146	51	
2074	639-1200	TOW TRACTOR WAREHOUSE STAND-UP ELECTRIC	684	270	108	
2075	640-2100	BELT LOADER DRIVABLE AIRCRAFT DSL	2907	1163	513	
2076	640-2200	BAGGAGE TRACTOR AIRCRAFT GAS 5500 LB	2223	855	320	
2077	640-2205	BAGGAGE TRACTOR AIRCRAFT CAB GAS 5500LB	2223	855	320	
2078	640-2220	BAGGAGE TRACTOR AIRCRAFT DSL 5500 LB	2309	941	347	
2079	640-2230	BAGGAGE TRACTOR AIRCRAFT GAS 6000 LB	2483	968	368	
2080	640-4950	TRACTOR AIRCRAFT TOWBAR 30000 GVW	5985	2394	1026	
2081	640-4960	TRACTOR AIRCRAFT TOWBAR 40000 GVW	8550	3420	1625	
2082	640-4980	TRACTOR AIRCRAFT TOWBAR 60000 GVW	12825	5130	2138	
2083	640-5000	TRACTOR AIRCRAFT TOWBAR 110000 GVW	17010	6480	2565	
2084	658-1000	TRUCK ACCESSORIES	918	486	486	
2085	658-1500	AIR CONDITIONER CHARGING/RECYCLING	608	284	98	
2086	659-5000	TRUCK PICKUP COMPACT	1031	406	87	
2087	659-5005	TRUCK PICKUP COMPACT CREW 4WD	1121	465	111	ADD
2088	659-5010	TRUCK PICKUP 1/2 T STD 4WD GAS	1031	406	87	
2089	659-5020	TRUCK PICKUP 1/2 T STD 2WD GAS	1031	406	87	
2090	659-5030	TRUCK PICKUP 1/2 T SUP 4WD GAS	1031	406	87	

**HERC RENTALS - CONTRACT 2019000318-7**  
**EXHIBIT A.3 - 2022 PLATINUM PRICING**

	<b>Cat Class</b>	<b>Description</b>	<b>Month</b>	<b>Week</b>	<b>Day</b>	<b>Change</b>
2091	659-5040	TRUCK PICKUP 1/2 T SUP 2WD GAS	1031	406	87	
2092	659-5050	TRUCK PICKUP 1/2 T CREW 4WD GAS	1121	465	111	
2093	659-5055	TRUCK PICKUP 1/2 T CREW 4WD EV	2550	983	252	ADD
2094	659-5060	TRUCK PICKUP 1/2 T CREW 2WD GAS	1121	465	111	
2095	659-5070	TRUCK PICKUP 3/4 T STD 4WD GAS	1193	487	143	
2096	659-5080	TRUCK PICKUP 3/4 T STD 4WD DSL	1193	487	143	
2097	659-5090	TRUCK PICKUP 3/4 T STD 2WD GAS	1193	487	143	
2098	659-5100	TRUCK PICKUP 3/4 T STD 2WD GAS LIFT GATE	1193	487	143	
2099	659-5120	TRUCK PICKUP 3/4 T SUP 4WD GAS	1193	487	143	
2100	659-5130	TRUCK PICKUP 3/4 T SUP 4WD DSL	1193	487	143	
2101	659-5140	TRUCK PICKUP 3/4 T SUP 2WD GAS	1193	487	143	
2102	659-5150	TRUCK PICKUP 3/4 T SUP 2WD DSL	1193	487	143	
2103	659-5160	TRUCK PICKUP 3/4 T CREW 4WD GAS	1305	590	140	
2104	659-5170	TRUCK PICKUP 3/4 T CREW 4WD DSL	1305	590	140	
2105	659-5180	TRUCK PICKUP 3/4 T CREW 2WD GAS	1305	590	140	
2106	659-5200	TRUCK PICKUP 1 T STD 4WD GAS	1373	638	152	
2107	659-5220	TRUCK PICKUP 1 T SUP 4WD GAS	1373	638	152	
2108	659-5240	TRUCK PICKUP 1 T CREW 4WD GAS	1463	701	179	
2109	659-5250	TRUCK PICKUP 1 T CREW 4WD DSL	1463	701	179	
2110	659-5330	TRUCK SERVICE 3/4-1 T STD 4WD GAS	2160	851	320	
2111	659-5340	TRUCK SERVICE 3/4-1 T STD 4WD DSL	2160	851	320	
2112	659-5350	TRUCK SERVICE 3/4-1 T STD 2WD GAS	2160	851	320	
2113	659-5370	TRUCK SERVICE 1-1/2-2 T STD 4WD GAS	2736	1013	385	
2114	659-5380	TRUCK SERVICE 1-1/2-2 T STD 4WD DSL	2736	1013	385	
2115	659-5425	TRUCK SERVICE 3/4-1 T CREW 4WD GAS	2214	855	320	
2116	659-5440	TRUCK SERVICE 1-1/2-2 T CREW 4WD DSL	2880	1049	406	
2117	659-5450	TRUCK SERVICE 1-1/2-2 T CREW 2WD DSL	2880	1049	406	
2118	659-5455	VAN CARGO MINI GAS	1440	450	90	
2119	659-5460	VAN CARGO 1/2 T GAS	1440	450	90	
2120	659-5470	VAN CARGO 3/4 T GAS	1440	450	90	
2121	659-5472	VAN CARGO 3/4 T GAS HIGH ROOF	1440	450	90	
2122	659-5475	VAN CARGO 3/4 T DSL	1440	450	90	
2123	659-5480	VAN CARGO 1 T GAS	1440	450	90	
2124	659-5484	VAN CARGO 1 T EV	2200	855	194	ADD
2125	659-5485	VAN CARGO 1 T DSL	1440	450	90	
2126	659-5490	VAN PASSENGER 8 GAS 1/2 T	1575	581	129	
2127	659-5510	VAN PASSENGER 12 GAS 3/4-1 T W/ TOW PKG	1575	581	129	
2128	659-5540	VAN PASSENGER 15 GAS 3/4-1 T W/ TOW PKG	1575	581	129	
2129	659-5550	BUS SHUTTLE GAS CDL	1755	936	257	
2130	659-5560	BUS SCHOOL DSL	1755	936	257	
2131	659-5580	COMPACT SUV 5-6 PASSENGER GAS	1076	365	90	
2132	659-5585	SUV STANDARD 7-8 PASSENGER GAS	1188	520	134	
2133	659-5600	TRUCK STKBD 12 FT 3/4-1 T STD 4WD GAS	1575	743	212	
2134	659-5610	TRUCK STKBD 12 FT 3/4-1 T STD 4WD DSL	1575	743	212	
2135	659-5620	TRUCK STKBD 12 FT 3/4-1 T STD 2WD GAS	1575	743	212	
2136	659-5630	TRUCK STKBD 12 FT 1-1/2-2 T STD 4WD GAS	1575	743	212	
2137	659-5640	TRUCK STKBD 12 FT 1-1/2-2 T STD 4WD DSL	1575	743	212	
2138	659-5650	TRUCK STKBD 12 FT 1-1/2-2 T STD 2WD GAS	1575	743	212	
2139	659-5660	TRUCK STKBD 12 FT 1-1/2-2 T STD 2WD DSL	1575	743	212	
2140	659-5680	TRUCK STKBD 12 FT 3/4-1 T CREW 4WD GAS	1710	761	252	
2141	659-5690	TRUCK STKBD 12 FT 3/4-1 T CREW 4WD DSL	1710	761	252	
2142	659-5700	TRUCK STKBD 12 FT 3/4-1 T CREW 2WD GAS	1710	761	252	
2143	659-5710	TRUCK STKBD 12 FT 3/4-1 T CREW 2WD DSL	1710	761	252	
2144	659-5725	TRUCK STKBD 12 FT 1-1/2-2 T CREW 4WD GAS	1791	905	292	
2145	659-5730	TRUCK STKBD 12 FT 1-1/2-2 T CREW 4WD DSL	1791	905	292	



**HERC RENTALS - CONTRACT 2019000318-7**  
**EXHIBIT A.3 - 2022 PLATINUM PRICING**

	<b>Cat Class</b>	<b>Description</b>	<b>Month</b>	<b>Week</b>	<b>Day</b>	<b>Change</b>
2146	659-5735	TRUCK STKBD 12 FT 1-1/2-2 T CREW 2WD GAS	1791	905	292	
2147	659-5740	TRUCK STKBD 12 FT 1-1/2-2 T CREW 2WD DSL	1791	905	292	
2148	659-5742	TRUCK STKBD 12 FT 1-2 T STD GOSNK4WDDSL	1881	950	314	ADD
2149	659-5745	TRUCK STKBD 14 FT 1-1/2-2 T STD 2WD GAS	2250	969	328	
2150	659-5750	TRUCK STKBD 14 FT 1-1/2-2 T STD 2WD DSL	2250	969	328	
2151	659-5770	TRUCK STKBD 16 FT 1-1/2-2 T STD 2WD DSL	2250	969	328	
2152	659-5780	TRUCK STKBD 16 FT 2-1/2-3 T STD 2WD DSL	2250	969	328	
2153	659-5790	TRUCK STKBD 22 FT 2-1/2-3 T STD 2WD GAS	2520	1026	348	
2154	659-5800	TRUCK STKBD 22 FT 2-1/2-3 T STD 2WD DSL	2520	1026	348	
2155	659-5810	TRUCK RACK 18 FT 2-1/2-3 T CREW DSL	4019	1497	556	
2156	659-5825	TRUCK FLATBED 9FT 1-1/2-2T CREW 4WD DSL	2187	887	261	
2157	659-5830	TRUCK FLATBED 11FT 1-1/2-2T STD 4WD DSL	2385	1080	315	
2158	659-5840	TRUCK STKBD HI-RAIL STD 2WD DSL	3150	1049	406	
2159	659-5870	VAN KUV UTLTY GAS 1 TON	1710	675	203	
2160	659-5875	TRUCK UTLTY 3/4 T STD 2WD GAS	1935	725	218	
2161	659-5878	TRUCK UTLTY 3/4 T SUP 2WD GAS	1935	725	218	
2162	659-5880	TRUCK UTLTY 3/4 T CREW 2WD GAS	2205	791	283	
2163	659-5882	TRUCK UTLTY 3/4 T STD 4WD GAS	1935	725	218	
2164	659-5885	TRUCK UTLTY 3/4 T SUP 4WD GAS	1935	725	218	
2165	659-5888	TRUCK UTLTY 3/4 T CREW 4WD GAS	2205	791	283	
2166	659-5890	TRUCK UTLTY 3/4 T STD 4WD DSL	2025	747	236	
2167	659-5895	TRUCK UTLTY 3/4 T SUP 4WD DSL	2025	747	236	
2168	659-5900	TRUCK UTLTY 1 T STD 2WD GAS	1935	725	218	
2169	659-5905	TRUCK UTLTY 1 T SUP 2WD GAS	1935	725	218	
2170	659-5910	TRUCK UTLTY 1 T CREW 2WD GAS	2205	791	283	
2171	659-5915	TRUCK UTLTY 1 T STD 4WD GAS	2025	747	236	
2172	659-5920	TRUCK UTLTY 1 T SUP 4WD GAS	2025	747	236	
2173	659-5925	TRUCK UTLTY 1 T CREW 4WD GAS	2205	791	311	
2174	659-5928	TRUCK UTLTY 1 T STD 4WD DSL	2025	747	236	
2175	659-5930	TRUCK UTLTY 1 T SUP 4WD DSL	2025	747	236	
2176	659-5932	TRUCK UTLTY 1 T CREW 4WD DSL	2403	923	363	
2177	659-5935	TRUCK UTLTY 1 T CREW 2WD W/CRANE GAS	4019	1497	556	
2178	659-5940	TRUCK UTLTY 1-1/2-2 T STD-SUP 4WD DSL	2385	854	344	
2179	659-5945	TRUCK UTLTY 1-1/2-2 T STD-SUP 4WD GAS	2205	791	283	
2180	659-5950	TRUCK UTLTY 1-1/2-2 T CREW 4WD DSL	2475	887	305	
2181	659-5960	TRUCK UTLTY 1-1/2-2 T CREW 2WD DSL	2385	854	344	
2182	659-5965	TRUCK CONTRACTOR 1-1/4-2 T STD 4WD GAS	2385	859	320	
2183	659-5969	TRUCK CONTRACTOR 1-1/4-2 T STD 2WD GAS	2525	941	342	
2184	659-5970	TRUCK CONTRACTOR 1-1/4-2 T STD 2WD DSL	2525	941	342	
2185	659-5975	TRUCK CONTRACTOR 1-1/4-2 T CREW 4WD GAS	2525	941	342	
2186	659-5977	TRUCK CONTRACTOR 1-1/4-2 T CREW 4WD DSL	2525	941	342	
2187	659-6010	TRUCK FUEL 4000 GAL	5261	1796	599	
2188	659-6015	TRUCK AVIATION FUEL 5000 GAL	11880	5941	2394	
2189	659-6017	TRUCK AVIATION FUEL 7000 GAL	12960	6480	2736	
2190	659-6030	TRUCK WATER 2000 GALLON GAS	2475	1285	428	
2191	659-6040	TRUCK WATER 2000 GALLON DSL	2475	1285	428	
2192	659-6050	TRUCK WATER 4000 GALLON DSL	3960	1791	533	
2193	659-6052	TRUCK WATER 4000 GALLON DSL 6X6	8550	3240	1350	
2194	659-6055	TRUCK BOX 12 FT	1350	473	171	
2195	659-6057	TRUCK BOX 14 FT	2025	720	198	
2196	659-6060	TRUCK BOX 15 FT	2025	720	198	
2197	659-6070	TRUCK BOX 15 FT W/ LIFT GATE	2025	720	198	
2198	659-6075	TRUCK BOX 16 FT W/LIFT GATE	2025	720	198	
2199	659-6090	TRUCK BOX 24 FT W/ LIFT GATE	4500	1458	428	
2200	659-6100	TRUCK FLAT DUMP 16FT 1-1/2T STD 2WD DSL	1890	774	276	



**HERC RENTALS - CONTRACT 2019000318-7**  
**EXHIBIT A.3 - 2022 PLATINUM PRICING**

	<b>Cat Class</b>	<b>Description</b>	<b>Month</b>	<b>Week</b>	<b>Day</b>	<b>Change</b>
2201	659-6110	TRUCK DUMP 3-4 YD STD 4WD GAS	1755	775	287	
2202	659-6120	TRUCK DUMP 3-4 YD DSL	1755	775	287	
2203	659-6130	TRUCK DUMP 3-4 YD CREW 4WD DSL	1800	827	311	
2204	659-6135	TRUCK DUMP 3-4 YD CREW 4WD GAS	1800	827	311	
2205	659-6140	TRUCK DUMP 3-4 YD CREW 2WD DSL	1800	827	311	
2206	659-6150	TRUCK DUMP 5-6 YD GAS	2205	892	325	
2207	659-6160	TRUCK DUMP 5-6 YD GAS NON CDL	2205	892	325	
2208	659-6170	TRUCK DUMP 5-6 YD DSL	2205	892	325	
2209	659-6180	TRUCK DUMP 5-6 YD DSL NON CDL	2205	892	325	
2210	659-6190	TRUCK DUMP 5-6 YD CREW DSL	2340	995	364	
2211	659-6195	TRUCK DUMP 5-6 YD CREW DSL NON-CDL	2340	995	364	
2212	659-6200	TRUCK DUMP 12-14 YD MANUAL DSL	4613	1935	608	
2213	659-6210	TRUCK DUMP 12-14 YD AUTO DSL	4613	1935	608	
2214	659-6215	TRUCK DUMP 22-24 YD DSL	8123	2993	1155	
2215	659-6218	TRUCK 1 T DUMP LANDSCAPE STD GAS	1710	635	293	
2216	659-6220	TRUCK 1 T DUMP LANDSCAPE CREW GAS	1710	635	293	
2217	659-6224	TRUCK DUMP ARTICULATED 30 TON DSL	10773	4617	1625	
2218	659-6230	TRUCK GARBAGE 6 YD	6150	1980	512	
2219	659-6240	TRUCK GARBAGE 20 YD	8424	2621	655	
2220	659-6245	TRUCK STREET SWEEPER DSL	12800	4144	1600	
2221	659-6247	TRUCK RUNWAY/STREET SWEEPER DSL	12800	4144	1600	
2222	659-6250	TRUCK MOUNTED ATTENUATOR 62-65 MPH GAS	3690	1678	657	
2223	659-6260	TRUCK MOUNTED ATTENUATOR 62-65 MPH DSL	3690	1678	657	
2224	659-6267	TRUCK DELIVERY PCT 3/4 TON GAS NON-CDL	1985	701	205	
2225	659-6270	TRUCK DELIVERY ROLLOFF SINGLE DSL NONCDL	4050	1350	450	
2226	659-6272	TRUCK DELIVERY ROLLBACK SINGLE DSL NOCDL	4050	1350	450	
2227	659-6274	TRUCK DELIVERY ROLLOFFS SINGLE DSL CDL	4050	1350	450	
2228	659-6300	TRUCK BUCKET 31 FT GAS	4050	1404	482	
2229	659-6310	TRUCK BUCKET 31 FT DSL	4050	1404	482	
2230	659-6315	TRUCK BUCKET 38 FT INSULATED GAS	4050	1404	482	
2231	659-6320	TRUCK BUCKET 38 FT INSULATED DSL	4050	1404	482	
2232	659-6328	TRUCK BUCKET 55 FT DSL	4500	1796	675	ADD
2233	659-6336	TRUCK BUCKET 60 FT TREE TRIMMER DSL	4680	1872	728	
2234	659-6342	TRUCK BUCKET 70 FT TREE TRIMMER DSL	5990	2434	819	
2235	659-6350	TRUCK BUCKET 85 FT DSL	9356	3740	1310	
2236	659-6380	TRUCK CRANE 18 T SINGLE DSL	4354	1670	609	
2237	659-6410	TRUCK CRANE 20 T TANDEM DSL	6289	2699	992	
2238	659-6430	TRUCK CRANE 23 T TANDEM DSL	6386	2786	1055	
2239	659-6435	TRUCK AUGER 47FT CDL	2800	1236	412	
2240	659-6440	TERMINAL TRACTOR SIGL AXE 2X4 OFF-RD DSL	4446	1557	534	
2241	659-6455	TRUCK TRACTOR TANDEM 4WD DSL	6449	1803	721	
2242	659-6460	TRUCK TRACTOR TRI 4WD DSL	6300	2187	813	
2243	659-6470	TRUCK ASPHALT DISTRIBUTOR 2000 GAL	4753	1667	675	
2244	659-6480	TRUCK FORESTRY MOBILE CRANE	4753	1667	675	
2245	659-8000	TRUCK SPREADER HOPPER 8 FT	826	275	90	
2246	659-8020	TRUCK SPREADER HOPPER 9 FT	826	275	90	
2247	659-8030	TRUCK SPREADER TAILGATE	310	110	39	
2248	659-8035	TRUCK SPREADER TAILGATE DUMP	194	63	23	
2249	659-8100	TRUCK SNOW PLOW 7-8 FT	765	239	81	
2250	659-8110	TRUCK SNOW PLOW 8.5-9 FT	765	239	81	
2251	659-8130	TRUCK SNOW PLOW 10 FT	896	304	107	
2252	660-1000	BOARD ARROW FOLDING TRAILER 15-LIGHT	540	297	97	
2253	660-1010	BOARD ARROW VERTICAL TRAILER 15-LIGHT	540	297	97	
2254	660-1020	BOARD ARROW FOLDING TRAILER 25-LIGHT	608	333	105	
2255	660-1025	BOARD ARROW TRUCK MOUNTED 25-LIGHT	559	280	86	

**HERC RENTALS - CONTRACT 2019000318-7**  
**EXHIBIT A.3 - 2022 PLATINUM PRICING**

	<b>Cat Class</b>	<b>Description</b>	<b>Month</b>	<b>Week</b>	<b>Day</b>	<b>Change</b>
2256	660-1030	BOARD MESSAGE VERTICAL MID-SIZE 3-LINE	716	419	149	
2257	660-1040	BOARD MESSAGE VERTICAL FULL-SIZE 3-LINE	716	419	149	
2258	660-1045	BOARD MESSAGE FULL-SIZE 3-LINE W/MODEM	1035	669	170	
2259	660-1050	BOARD MESSAGE FOLDING MID-SIZE MATRIX	716	419	149	
2260	660-1060	BOARD MESSAGE VERTICAL MID-SIZE MATRIX	716	419	149	
2261	660-1065	BOARD MESSAGE VERTICAL MID MATRIX MODEM	900	450	171	ADD
2262	660-1070	BOARD MESSAGE VERTICAL FULL-SIZE MATRIX	936	669	189	
2263	660-1100	RADAR SPEED MONITORING TRAILER	338	108	41	
2264	660-1110	TRAILER ATTENUATOR MOUNTED W/ARROW BOARD	1778	810	315	
2265	660-2010	VEHICLE BARRIER	1418	540	122	
2266	660-2015	VEHICLE BARRIER POSITIONING CART	507	180	41	
2267	700-1040	FAN FLOOR 36-48IN ELEC	304	154	56	ADD
2268	700-1045	FAN FLOOR 72IN ELEC	1195	419	149	ADD
2269	700-1180	FAN FLOOR HIGH CFM 24IN ELEC	306	149	63	
2270	700-1220	BLOWER HAZ LOC 8IN VANO 115V	331	126	49	
2271	700-1230	BLOWER HAZ LOC 12IN VANO 115V	493	180	69	
2272	700-1240	FAN FLOOR 16-24IN HAZ LOC ELEC	396	149	81	
2273	700-1280	EVAP COOLER 23 IN OSCIL 14000 CFM ELEC	536	216	81	
2274	700-1290	FAN MISTING OSCIL PORTABLE 19-40GAL ELEC	396	167	61	
2275	700-1310	INSULATION BLOWER ELECTRIC	900	324	142	
2276	700-1320	VACUUM INSULATION REMOVAL GAS	1912	873	239	
2277	700-1380	BLOWER MANHOLE 8IN GAS	365	162	43	
2278	700-1420	BLOWER MANHOLE 8IN ELEC	292	135	37	
2279	700-1630	EVAP COOLER CENTRIFUGAL 3600 CFM ELEC	216	72	27	
2280	700-1635	EVAP COOLER 24IN 8500 CFM ELEC	432	149	61	
2281	700-1640	EVAP COOLER 36IN 12500 CFM ELEC	432	149	61	
2282	700-1642	EVAP COOLER 36IN 12500 CFM HAZ LOC ELEC	900	302	118	
2283	700-1645	EVAP COOLER 48IN 22500 CFM ELEC	450	155	65	
2284	700-1720	OZONE GENERATOR	292	135	37	
2285	700-1723	HYDROXYL GENERATOR SMALL AREA	324	122	43	
2286	700-1725	HYDROXYL GENERATOR LARGE AREA	648	369	122	
2287	700-1740	UV-C LED LIGHT INDOOR USE ONLY 115V	243	243	86	
2288	700-1742	ROLLING STAND FOR UV-C LED LIGHT	54	25	8	
2289	700-1800	AIR CURTAIN	3240	1184	543	
2290	700-2010	DUST SUPPRESSION MISTER 50FT THROW ELEC	2138	1053	405	
2291	700-2020	DUST SUPPRESSION MISTER 130FT THROW ELEC	2138	1053	405	
2292	700-2050	DUST SUPPRESSION MISTER 230FT THROW ELEC	2822	1134	369	
2293	700-2100	CONTAINMENT CART W HEPA SCRUBBER	1440	675	266	
2294	710-1220	AIRMOVER 3 DIAMETER AIR	97	43	13	
2295	710-1240	AIRMOVER 6 DIAMETER AIR	72	25	10	
2296	710-1260	AIRMOVER 8 DIAMETER AIR	79	29	12	
2297	710-1280	AIRMOVER 10 DIAMETER AIR	112	40	16	
2298	710-1300	AIRMOVER 12 DIAMETER AIR	144	50	21	
2299	710-1320	AIRMOVER 24 DIAMETER JET FAN AIR	455	148	77	
2300	710-1340	AIRMOVER 20 DIAMETER RF TYPE AIR	360	122	59	
2301	710-1360	AIRMOVER 20 DIAMETER CF TYPE AIR	360	122	59	
2302	715-0005	1.5KW STANDUP INFRARED ELECT HEATER 120V	185	80	24	
2303	715-0010	1.6KW ELECT HEATER 110V	122	61	16	
2304	715-0020	5-20KW VAR ELECT HEATER 1 - 4 PLUG 110V	237	122	41	
2305	715-0025	6KW ELECT HEATER 240V 1PH	237	122	41	
2306	715-0030	6-10KW VAR ELECT HEATER 240V 1PH	257	126	45	
2307	715-0038	15KW ELECT HEATER 208V 3PH SALAMANDER	328	141	53	ADD
2308	715-0040	15KW ELECT HEATER 240V 3PH SALAMANDER	328	141	53	
2309	715-0042	15KW ELECT HEATER 240V 1PH SALAMANDER	328	141	53	
2310	715-0045	15KW ELECT HEATER 480V 3PH SALAMANDER	328	141	53	

**HERC RENTALS - CONTRACT 2019000318-7**  
**EXHIBIT A.3 - 2022 PLATINUM PRICING**

	<b>Cat Class</b>	<b>Description</b>	<b>Month</b>	<b>Week</b>	<b>Day</b>	<b>Change</b>
2311	715-0046	18KW ELECT HEATER 208V 1PH/240V 3PH	469	207	81	
2312	715-0050	13-20KW VAR ELECT HEATER 240V 3PH	395	184	65	
2313	715-0055	10-20KW VAR ELECT HEATER 208V/240V 3 PH	395	184	65	
2314	715-0060	30KW ELECT HEATER 480V 3PH	557	230	97	
2315	715-0065	40KW ELECT HEATER 480V 3PH	891	345	117	
2316	715-0070	60KW ELECT HEATER 480V 3PH	1013	421	122	
2317	715-0100	200K BTU HYDRONIC HEAT EXCHANGER ELEC	455	158	54	
2318	715-0105	80K BTU HYDRONIC HEAT EXCHANGER ELEC	405	162	56	
2319	715-0120	1.35M BTU STAINLESS STEEL HEAT EXCHANGER	868	329	118	
2320	715-0140	3.8M BTU STAINLESS STEEL HEAT EXCHANGER	2278	860	304	
2321	715-0205	80K BTU HEATER 1400 CFM WALL MOUNTED	225	104	41	
2322	715-0220	60KW ELECT INLINE HEATER 220V/460V 3PH	1249	517	203	
2323	715-0235	150KW IND ELECT HEATER 480V 3PH 1/2IN SP	2667	1110	495	
2324	715-0237	150KW ELECT HEATER 480V 3PH 5IN SP NAROW	2667	1110	495	
2325	715-0240	150KW IND ELECT HEATER 480V 3PH 5IN SP	4000	1664	790	
2326	715-0400	40K BTU DIRECT FORCED AIR HEATER LPG	122	69	24	ADD
2327	715-0405	50K BTU DIRECT FORCED AIR HEATER LPG/NG	122	69	24	
2328	715-0408	50K-60K BTU RADIANT HEATER DSL/KERO	237	115	41	
2329	715-0410	80K BTU DIRECT FORCED AIR HEATER DSL/KER	237	115	41	
2330	715-0415	80K BTU DIRECT FORCED AIR HEATER LPG	237	115	41	
2331	715-0419	115K BTU DIRECT FORCED HEATER TENT LP/NG	405	154	51	
2332	715-0420	150K BTU DIRECT FORCED AIR HEAT DSL/KERO	270	138	49	
2333	715-0430	150K BTU DIRECT FORCED AIR HEATER LP	270	138	49	
2334	715-0435	110-150K BTU RADIANT HEATER DSL/KERO	422	218	77	
2335	715-0440	170K BTU DIRECT FORCED AIR HEATER LP	304	172	61	
2336	715-0445	170K BTU DIRECT FORCED AIR HEAT DSL/KERO	304	172	61	
2337	715-0450	200K BTU DIRECT FORCED AIR HEAT DSL/KERO	338	192	69	
2338	715-0452	250K BTU DIRECT FORCED HEATER TENT LP/NG	486	223	90	
2339	715-0460	400K BTU DIRECT FORCED AIR HEATER LPG	473	218	89	
2340	715-0462	400K BTU DIRECT FORCED AIR HEATER LPG/NG	507	287	102	
2341	715-0470	400K BTU DIRECT FORCED AIR HEAT DSL/KERO	507	287	102	
2342	715-0480	650K BTU DIRECT FORCED AIR HEAT DSL/KERO	608	268	118	
2343	715-0485	650K BTU DIRECT FORCED AIR HEAT LP/NG	729	284	124	
2344	715-0550	1.5M BTU DIRECT FORCED AIR HEATER LPG/NG	1182	498	203	
2345	715-0600	70K BTU INDIR FORCED AIR HEAT DSL/KERO	144	54	18	
2346	715-0605	120K BTU INDIR FORCED AIR HEAT DSL/KERO	153	63	22	
2347	715-0610	200K BTU INDIR FORCED AIR HEAT DSL/KERO	574	287	102	
2348	715-0615	200K BTU INDIR FORCED AIR HEATER NG	574	287	102	
2349	715-0620	4-500K BTU INDIR FORCED AIR HEAT DSL/KER	912	401	154	
2350	715-0622	400K BTU INDIR FORCED AIR HEAT 118G DSL	1094	426	163	
2351	715-0625	400K BTU INDIR TRAILER MOUNTED HEATR DSL	3807	1377	513	
2352	715-0630	4-500K BTU INDR FORCED AIR HEATER LPG/NG	844	383	146	
2353	715-0631	600K BTU INDIR FORCED AIR HEAT DSL/KERO	844	383	146	
2354	715-0632	600K BTU INDIR FORCED AIR HEATER LPG/NG	1782	689	324	
2355	715-0635	700K BTU INDIR FORCED AIR HEATER LP/NG	1782	689	324	
2356	715-0640	750K BTU INDIR FORCED AIR HEATER LPG/NG	1782	689	324	
2357	715-0645	750K BTU INDIR FORCED AIR HEAT DSL/KERO	1782	689	324	ADD
2358	715-0660	1M BTU INDIR FORCED AIR HEATER LP/NG	2340	995	426	
2359	715-0695	2M BTU INDIR FORCED AIR HEATER LP/NG	4707	1989	851	
2360	715-0810	800K BTU SELF CONTAINED HEATER DSL	5535	2678	1215	
2361	715-0813	1.0M BTU SELF CONTAIN HEATER DSL 3.1" SP	6750	2700	1215	
2362	715-0815	1.0M BTU SELF CONTAIN HEATER DSL 7.5" SP	6750	2700	1215	
2363	715-0820	1.2M BTU SELF CONTAINED HEATER DSL	7200	2745	1215	
2364	715-1010	234K BTU HYDRONIC SURFACE HEATER DSL	5400	2678	1215	
2365	715-1020	385K BTU HYDRONIC SURFACE HEATER DSL	5760	2745	1260	

**HERC RENTALS - CONTRACT 2019000318-7**  
**EXHIBIT A.3 - 2022 PLATINUM PRICING**

	<b>Cat Class</b>	<b>Description</b>	<b>Month</b>	<b>Week</b>	<b>Day</b>	<b>Change</b>
2366	715-1030	600K BTU HYDRONIC SURFACE HEATER DSL	6683	3060	1337	
2367	715-1045	860K BTU HYDRONIC AIR HEATER DSL	7020	3483	1398	
2368	715-1082	1.8 BTU HYDRONIC HEAT MODULE NG TRAILER	12960	5220	1980	Modify
2369	715-1085	PLATE HEAT EXCHANGER GLYCOL TO GLYCOL	1377	567	239	
2370	715-1087	PLATE HEAT EXCHANGER STEAM TO GLYCOL	2601	1071	428	
2371	715-1210	500K BTU 3500 CFM FLAMELESS HEATER DSL	6120	2678	1215	
2372	715-1220	750K BTU 5500 CFM FLAMELESS HEATER DSL	6750	2907	1377	
2373	715-1230	1M BTU 6000 CFM FLAMELESS HEATER DSL	8550	4500	1800	
2374	715-1240	1M BTU 12IN SP FLAMELESS HEATER DSL T4F	9900	4698	2138	
2375	715-2025	300K BTU STEAM HEATER 24IN HAZ LOC	628	243	107	
2376	718-1100	1 TON PORT AIR CONDITIONER 120V	602	210	91	
2377	718-1101	1 TON PORT AIR CONDITIONER IT CUBE 115V	602	210	91	
2378	718-1102	1 TON PORT AIR CONDITIONER W/HEAT 120 V	602	210	91	
2379	718-1103	1 TON PORT AIR COND WATERCOOLED 120V	651	288	105	
2380	718-1104	1.2 TON PORT AIR COND W HEAT 5-20P PLUG	651	288	105	
2381	718-1105	1 TON PORT AIR COND HEPA UV 5-20P PLUG	651	288	105	
2382	718-1110	1 TON PORT AIR COND HEPA UV WATER 120V	698	315	122	
2383	718-1112	1.4 TON PORT AIR CONDITIONER 5-20P PLUG	651	288	105	ADD
2384	718-1115	1.5 TON PORT AIR COND WATERCOOLED 120 V	651	288	105	
2385	718-1130	2-3 TON PORT AIR CONDITION 1PH 208/230V	906	396	162	
2386	718-1134	3 TON PORT AIR COND W/HEAT 3PH 208/230V	1260	536	203	
2387	718-1145	5 TON AIR COND INDOOR 1PH 208/230V	1260	536	203	
2388	718-1146	5 TON AIR COND INDOOR W/HEAT 1PH 208/230	1260	536	203	
2389	718-1147	5 TON AIR COND INDOOR W/HEAT 3PH 208/230	1260	621	231	
2390	718-1148	5 TON AIR COND INDOOR W/HEAT 3PH 460V	1260	621	231	
2391	718-1155	5 TON AIR CONDITIONER INDOOR 3PH 460V	1260	536	203	
2392	718-1156	5 TON PORT AIR COND WATCOOL 1PH 208/230V	1260	536	203	
2393	718-1157	5 TON PORT AIR COND WATCOOL 3PH 208/230V	1260	536	203	
2394	718-1158	5 TON PORT AIR COND WATERCOOLED 3PH 460V	1282	536	203	
2395	718-1160	5 TON PORT AIR COND W/HEAT 3PH 208/230V	1260	536	203	
2396	718-1162	5 TON PORT AIR COND W/HEAT 1PH 208/230V	1260	536	203	
2397	718-1165	5 TON PORT AIR COND W/HEAT 3PH 460V	1260	536	203	
2398	718-1170	5 TON AIR CONDITION SKID 20KW HEAT	1260	536	203	
2399	718-1175	5 TON AIR CONDITION SKID 9KW HEAT NEMA7	2525	864	356	
2400	718-1210	10 TON AIR CONDITION SKID 36KW HEAT	2160	765	320	
2401	718-1300	12 TON AIR CONDITIONER NARW 3PH 208/230V	2304	896	356	
2402	718-1301	12 TON PORT AIR CONDITIONER 3PH 460V	2304	896	356	ADD
2403	718-1302	12 TON PORT AIR COND W/HEAT 3PH 208/230V	2304	896	356	
2404	718-1305	12 TON PORT AIR COND W/HEAT 3PH 230V	2304	896	356	
2405	718-1310	12 TON PORT AIR COND W/HEAT 3PH 460V	2304	896	356	
2406	718-1500	20 TON INDUSTRIAL AIR CONDITIONER	2916	1102	482	
2407	718-1505	20 TON INDUSTRIAL AIR CONDITIONER NEMA7	3582	1316	576	
2408	718-1520	20 TON VERT AIR CONDITION 72KW HEAT	2160	880	356	
2409	718-1610	25 TON AIR CONDITION SKID 72KW HEAT	2844	1080	405	
2410	718-1611	25 TON AIR CONDITION SKID 72KW 575V	2844	1080	405	ADD
2411	718-1700	30 TON VERT AIR CONDITIONER	2844	1080	405	
2412	718-1710	30 TON AIR CONDITION SKID 56KW HEAT 460V	2844	1080	405	ADD
2413	718-1750	30 TON AIR COOLED CHILLER W PUMP	3690	1314	454	
2414	718-1800	40 TON INDUSTRIAL AIR CONDITIONER	4050	1440	540	
2415	718-1805	40 TON INDUSTRIAL AIR CONDITIONER NEMA7	4050	1440	540	
2416	718-1830	40 TON HYBRID AIR COND 120KW HEAT	4050	1440	540	
2417	718-1950	50 TON CHILLED WATER AIR HANDLER	2700	957	405	
2418	718-1960	75 TON CHILLED WATER AIR HANDLER	2156	765	304	
2419	718-2030	60 TON HYBRID AIR COND 136KW HEAT	6300	2487	1287	
2420	718-2050	60 TON AIR COOLED CHILLER W PUMP	4005	1328	536	

**HERC RENTALS - CONTRACT 2019000318-7**  
**EXHIBIT A.3 - 2022 PLATINUM PRICING**

	<b>Cat Class</b>	<b>Description</b>	<b>Month</b>	<b>Week</b>	<b>Day</b>	<b>Change</b>
2421	718-2100	65 TON INDUSTRIAL AIR CONDITIONER	4860	1922	770	
2422	718-2230	70 TON HYBRID AIR COND 136KW HEAT	6930	2869	1377	
2423	718-2300	80 TON INDUSTRIAL AIR CONDITIONER	6930	2869	1377	
2424	718-2305	80 TON INDUSTRIAL AIR CONDITIONER NEMA7	8190	3060	1499	
2425	718-2550	100 TON VERT CHILLED WATER HANDLER	2430	815	332	
2426	718-2560	100 TON AIR COOLED CHILLER W PUMP	6300	2869	1053	
2427	718-2570	120 TON AIR COOLED CHILLER W PUMP US/CRN	6300	2869	1053	
2428	718-2650	120 TON CHILLED WATER AIR HANDLER	2430	815	332	
2429	718-2660	140 TON VERT CHILLED WATER AIR HANDLER	3510	1796	647	
2430	718-3060	200 TON AIR COOLED CHILLER W PUMP	10661	5122	1794	
2431	718-3065	230 TON AIR COOLED W PUMP	13442	5724	1894	
2432	718-3070	227 TON AIR COOLED CHILLER W PUMP US/CRN	13050	5558	1839	
2433	718-3090	500 TON WATER COOLED CHILLER	21600	10517	3506	
2434	719-1005	1200 CFM DESICCANT DEHUMIDIFIER 1PH 240V	1377	473	162	
2435	719-1010	2000/1000 CFM DESICCANT DEHUMID 3PH 460V	2295	957	385	
2436	719-1020	5000 CFM DESICCANT DEHUMID 3PH460V	4590	1571	720	
2437	719-1030	7500/5500CFM DESICCANT DEHU 3PH460VTRIFU	4590	1571	720	
2438	719-2060	DEHUMIDIFIER DESICCANT 400 CFM	777	333	144	
2439	719-2080	DEHUMIDIFIER DESICCANT 800-900 CFM	1800	675	225	
2440	719-5010	AUTO DIALER	517	184	69	
2441	779-2201	CHILLER LOOP HOSE 2X10 W/CAMLOCKS	21	13	6	
2442	779-2205	CHILLER LOOP HOSE 2X25 W/CAMLOCKS	32	16	8	
2443	779-2401	CHILLER LOOP HOSE 4"X10' W/CAMLOCKS	54	18	9	
2444	779-2405	CHILLER LOOP HOSE 4"X25' W/CAMLOCKS	81	27	14	
2445	779-2501	CHILLER LOOP HOSE 6"X10' W/CAMLOCKS	108	36	18	
2446	779-2505	CHILLER LOOP HOSE 6"X25' W/CAMLOCKS	135	45	23	
2447	800-1020	PUMP CENTRIFUGAL 2IN GAS	345	134	57	
2448	800-1030	PUMP CENTRIFUGAL 3IN GAS	364	149	77	
2449	800-1040	PUMP CENTRIFUGAL 4IN GAS	426	167	86	
2450	800-1080	PUMP TRASH 2IN GAS	379	168	45	
2451	800-1090	PUMP TRASH 3IN GAS	482	214	57	
2452	800-1110	PUMP TRASH 4IN GAS	547	275	73	
2453	800-1120	PUMP DIAPHRAGM 2IN GAS	405	207	69	
2454	800-1125	PUMP DIAPHRAGM 2IN AIR	405	207	69	ADD
2455	800-1130	PUMP DIAPHRAGM 3IN GAS	405	207	69	
2456	800-1150	PUMP HIGH PRESSURE 5.5-13HP GAS	498	192	69	
2457	800-1160	PUMP 6IN DOUBLED DIAPHRAGM DSL	1080	383	138	
2458	800-1170	PUMP 6IN DOUBLED DIAPHRAGM SO ATT DSL	1440	486	162	
2459	800-5005	ACCESSORY TOOL BOX CROSSBACK PICKUP	77	37	14	
2460	800-5007	ACCESSORY 50GAL DSL FUEL TANK W/PUMP	115	55	28	
2461	800-5010	ACCESSORY 100GAL DSL FUEL TANK W/PUMP	166	84	48	
2462	800-5011	ACCESSORY LUMBER/LADDER RACK F/PICKUP	149	50	16	
2463	800-5310	ACCESSORY BOOM/BASKET PROTECTIVE SYSTEM	122	122	122	
2464	800-7196	KIT SHORE 1.5FT 17-27	37	13	5	ADD
2465	800-7198	KIT SHORE 1.5FT 22-36	37	13	5	ADD
2466	800-7200	KIT SHORE 1.5FT 28-46	45	17	5	ADD
2467	800-7202	KIT SHORE 1.5FT 34-55	53	18	6	ADD
2468	800-7204	KIT SHORE 1.5FT 40-64	61	22	9	ADD
2469	800-7206	KIT SHORE 1.5FT 52-88	69	26	9	ADD
2470	800-7216	KIT SHORE 3.5FT 17-27	69	26	9	ADD
2471	800-7218	KIT SHORE 3.5FT 22-36	77	26	9	ADD
2472	800-7220	KIT SHORE 3.5FT 28-46	81	30	9	ADD
2473	800-7222	KIT SHORE 3.5FT 34-55	89	31	10	ADD
2474	800-7224	KIT SHORE 3.5FT 40-64	97	34	13	ADD
2475	800-7226	KIT SHORE 3.5FT 52-88	113	41	14	ADD



**HERC RENTALS - CONTRACT 2019000318-7**  
**EXHIBIT A.3 - 2022 PLATINUM PRICING**

	<b>Cat Class</b>	<b>Description</b>	<b>Month</b>	<b>Week</b>	<b>Day</b>	<b>Change</b>
2476	800-7236	KIT SHORE 5FT 17-27	69	26	9	ADD
2477	800-7238	KIT SHORE 5FT 22-36	77	26	9	ADD
2478	800-7240	KIT SHORE 5FT 28-46	81	30	9	ADD
2479	800-7242	KIT SHORE 5FT 34-55	89	31	10	ADD
2480	800-7244	KIT SHORE 5FT 40-64	97	34	13	ADD
2481	800-7246	KIT SHORE 5FT 52-88	113	41	14	ADD
2482	800-7256	KIT SHORE 7FT 17-27	69	26	9	ADD
2483	800-7258	KIT SHORE 7FT 22-36	77	26	9	ADD
2484	800-7260	KIT SHORE 7FT 28-46	81	30	9	ADD
2485	800-7264	KIT SHORE 7FT 40-64	97	34	13	ADD
2486	800-7266	KIT SHORE 7FT 52-88	113	41	14	ADD
2487	800-7276	KIT SHORE 9FT 17-27	89	31	10	ADD
2488	800-7278	KIT SHORE 9FT 22-36	97	34	13	ADD
2489	800-7286	KIT SHORE 9FT 52-88	122	43	14	ADD
2490	801-1210	PUMP VAC ASSIST 4IN DSL	1217	548	184	
2491	801-1220	PUMP VAC ASSIST 4IN T4F DSL	1217	548	184	
2492	801-1230	PUMP VAC ASSIST 6IN DSL	1387	603	230	
2493	801-1240	PUMP VAC ASSIST 6IN T4F DSL	1721	650	230	
2494	801-1250	PUMP VAC ASSIST 6IN SUPER DSL	1819	651	259	
2495	801-1260	PUMP VAC ASSIST 6IN SUPER T4F DSL	2039	709	283	
2496	801-1270	PUMP VAC ASSIST 8IN DSL	1710	648	256	
2497	801-1280	PUMP VAC ASSIST 8IN SUPER DSL	2025	761	264	
2498	801-1290	PUMP VAC ASSIST 12IN DSL	2970	1148	405	
2499	801-1300	PUMP VAC ASSIST 12IN SUPER DSL	4320	1339	446	
2500	801-1320	PUMP VAC ASSIST 14IN DSL	4950	2028	725	
2501	801-1330	PUMP VAC ASSIST 18IN DSL	7200	2334	851	
2502	802-1340	PUMP VAC ASSIST SND ATT 4IN DSL	1301	547	183	
2503	802-1345	PUMP VAC ASSIST SND ATT 4IN DSL T4F	1526	662	216	
2504	802-1350	PUMP VAC ASSIST SND ATT 6IN DSL	1710	635	251	
2505	802-1355	PUMP VAC ASSIST SND ATT 6IN DSL T4F	1886	716	279	
2506	802-1360	PUMP VAC ASSIST SND ATT 8IN DSL	2214	823	284	
2507	802-1361	PUMP VAC ASSIST SND ATT 8IN DSL SKID	2214	823	284	
2508	802-1370	PUMP VAC ASSIST SND ATT 12IN DSL	3780	1454	527	
2509	802-1371	PUMP VAC ASSIST SND ATT 12IN DSL SKID	3780	1454	527	
2510	802-1380	PUMP VAC ASSIST SND ATT 14IN DSL	7776	2754	972	
2511	802-1385	PUMP VAC ASSIST SND ATT CHOP 4IN DSL	1422	594	225	
2512	802-1390	PUMP VAC ASSIST SND ATT CHOP 6IN DSL	2194	826	292	
2513	803-1400	PUMP VAC ASSIST SS 4IN DSL	1350	554	191	
2514	803-1410	PUMP VAC ASSIST SS 6IN DSL	2430	880	284	
2515	803-1420	PUMP VAC ASSIST SS 6IN T4F DSL	3240	1148	405	
2516	803-1430	PUMP VAC ASSIST SS 6IN SUPER DSL	2916	952	320	
2517	803-1440	PUMP VAC ASSIST SS 8IN SUPER DSL	2070	806	280	
2518	804-1450	PUMP VAC ASSIST HIGH HEAD 4X3IN DSL	2160	828	272	
2519	804-1460	PUMP VAC ASSIST HIGH HEAD 5X3IN DSL	1665	590	203	
2520	804-1470	PUMP VAC ASSIST HIGH HEAD 6X3IN DSL	2880	979	345	
2521	804-1475	PUMP VAC ASSIST HIGH HEAD 6X3IN T4F DSL	3960	1228	415	
2522	804-1477	PUMP VAC ASSIST HIGH HEAD 6X3IN 125HP	2700	892	328	
2523	804-1480	PUMP VAC ASSIST HIGH HEAD 6X4IN DSL	3330	1229	421	
2524	804-1490	PUMP VAC ASSIST HIGH HEAD 6X4IN T4F DSL	4140	1398	491	
2525	804-1500	PUMP VAC ASSIST HHEAD SO ATTN 6X4IN DSL	2880	1071	365	
2526	804-1520	PUMP VAC ASSIST HIGH HEAD 8X6IN DSL	4860	1922	689	
2527	804-1530	PUMP VAC ASSIST HHEAD VN PRI 10X6IN DSL	2610	945	345	
2528	804-1540	PUMP VAC ASSIST HIGH HEAD 10X8IN DSL	6660	2295	806	
2529	804-1550	PUMP VAC ASSIST MEDIUM HEAD 10X8IN DSL	3330	1722	486	
2530	804-1560	PUMP VAC ASSIST SS HIGH HEAD 6X3IN DSL	3690	1377	486	



**HERC RENTALS - CONTRACT 2019000318-7**  
**EXHIBIT A.3 - 2022 PLATINUM PRICING**

	<b>Cat Class</b>	<b>Description</b>	<b>Month</b>	<b>Week</b>	<b>Day</b>	<b>Change</b>
2531	804-1570	PUMP VAC ASSIST SS HIGH HEAD 10X8IN DSL	5396	1796	675	
2532	804-1575	PUMP VAC ASSIST SS MED HEAD 10X8IN DSL	3690	1339	549	
2533	804-1580	PUMP VAC ASSIST MHEAD SO ATTN 10X8IN DSL	4410	1179	385	
2534	804-1590	PUMP VAC ASSIST HHEAD 600HP 8X6IN DSL	6480	2295	891	
2535	804-1600	PUMP VAC ASSIST HHEAD 600HP 10X8IN DSL	7110	2637	972	
2536	804-1700	PUMP VAC ASSIST TRASH 6IN T4F DSL	1670	648	235	
2537	805-1600	PUMP CENTRIFUGAL 3IN DSL	593	211	77	
2538	805-1610	PUMP CENTRIFUGAL WET PRIME 4IN DSL	1006	333	110	
2539	805-1620	PUMP TRASH 6IN TOWABLE DSL	2657	867	283	
2540	806-1620	WEIR TANK SAND SEPARATOR 500GAL MAX FLOW	365	122	43	
2541	806-1650	PUMP WELL POINT PISTON SO ATTN 6IN DSL	1458	486	171	
2542	806-1670	PUMP WELL POINT ROTARY SO ATTN 6IN DSL	1508	531	183	
2543	806-1675	PUMP WELL POINT ROTARY 8IN DSL	1724	590	203	
2544	806-1680	PUMP WELL POINT ROTARY SO ATTN 8IN DSL	1724	590	203	
2545	806-1682	PUMP WELL POINT PISTON SO ATTN 8IN DSL	3402	1215	471	
2546	806-1690	PUMP WELL POINT ROTARY 12IN DSL	1901	702	243	
2547	806-1700	PUMP WELL POINT ROTARY SO ATTN 12IN DSL	2628	933	296	
2548	807-1710	PUMP DIAPHRAGM 4IN DSL	720	297	102	
2549	808-1720	PUMP TRASH 2IN ELEC	1292	454	158	
2550	808-1730	PUMP CENTRIFUGAL 2IN ELEC	1256	426	158	
2551	808-1750	PUMP VAC ASSIST 4IN ELEC	810	268	102	
2552	808-1760	PUMP VAC ASSIST VARIABLE SPEED 4IN ELEC	1530	574	223	
2553	808-1770	PUMP VAC ASSIST 6IN ELEC	1530	626	235	
2554	808-1780	PUMP VAC ASSIST 8IN ELEC	2250	823	284	
2555	808-1800	PUMP VAC ASSIST HIGH HEAD 6X3IN ELEC	3690	1305	450	
2556	809-1820	PUMP SUBMERSIBLE 3/4IN ELEC	112	61	29	
2557	809-1830	PUMP SUBMERSIBLE 1IN ELEC	112	61	29	
2558	809-1840	PUMP HYD SHORING 12 GAL ELEC	324	110	39	
2559	809-1860	PUMP SUBMERSIBLE 2IN ELEC	334	138	49	
2560	809-1865	PUMP SUBMERSIBLE 2IN LOW LEVEL ELEC	334	138	49	
2561	809-1870	PUMP SUBMERSIBLE SEWAGE 1HP 2IN ELEC	388	172	57	
2562	809-1880	PUMP SUBMERSIBLE 3IN ELEC	388	165	72	
2563	809-1890	PUMP SUBMERSIBLE 3HP 3IN ELEC	388	165	72	
2564	809-1900	PUMP SUBMERSIBLE HV 1HP 3PH 2IN ELEC	203	73	29	
2565	809-1910	PUMP SUBMERSIBLE 2HP 3PH 460V 2IN ELEC	253	95	37	
2566	809-1920	PUMP SUBMERSIBLE HV 3HP 3PH 2IN ELEC	527	183	64	
2567	809-1930	PUMP SUBMERSIBLE HHEAD 4HP 3PH 2IN ELEC	608	230	95	
2568	809-1940	PUMP SUBMERSIBLE SEWAGE CUT 15HP 3IN ELE	446	168	57	
2569	809-1960	PUMP SUBMERSIBLE HIGH HEAD 15HP 3IN ELEC	1009	383	158	
2570	809-1980	PUMP SUBMERSIBLE HIGH HEAD 6HP 3IN ELEC	671	287	94	
2571	809-1990	PUMP SUBMERSIBLE HV 7.5HP 3PH 3IN ELEC	810	311	108	
2572	809-2000	PUMP SUBMERSIBLE HV 2HP 3PH 3IN ELEC	405	161	57	
2573	809-2020	PUMP SUBMERSIBLE HV 5HP 3PH 3IN ELEC	473	180	65	
2574	809-2030	PUMP SUBMERSIBLE SEWAGE 3HP 3PH 4IN ELEC	523	203	73	
2575	809-2040	PUMP SUBMERSIBLE SEWAGE CUT 5HP 4IN ELEC	777	287	108	
2576	809-2050	PUMP SUBMERSIBLE SEWAGE 10HP 4IN ELEC	922	345	122	
2577	809-2060	PUMP SUBMERSIBLE HIGH HEAD 15HP 4IN ELEC	1009	394	158	
2578	809-2070	PUMP SUBMERSIBLE SEW CUT 20HP 4IN ELEC	1215	459	180	
2579	809-2080	PUMP SUBMERSIBLE SEWAGE 20HP 4IN ELEC	1215	459	170	
2580	809-2100	PUMP SUBMERSIBLE SEWAGE 30HP 4IN ELEC	1215	482	170	
2581	809-2110	PUMP SUBMERSIBLE HIGH HEAD 40HP 4IN ELEC	1913	707	264	
2582	809-2120	PUMP SUBMERSIBLE 4IN ELEC	625	248	102	
2583	809-2130	PUMP SUBMERSIBLE SUPER 4IN ELEC	625	248	102	
2584	809-2150	PUMP SUBMERSIBLE SEW 10HP 3PH 6IN ELEC	1337	505	178	
2585	809-2170	PUMP SUBMERSIBLE HV 10HP 3PH 6IN ELEC	1170	392	140	

**HERC RENTALS - CONTRACT 2019000318-7**  
**EXHIBIT A.3 - 2022 PLATINUM PRICING**

	<b>Cat Class</b>	<b>Description</b>	<b>Month</b>	<b>Week</b>	<b>Day</b>	<b>Change</b>
2586	809-2180	PUMP SUBMERSIBLE SEWAGE 50HP 6IN ELEC	1485	574	243	
2587	809-2190	PUMP SUBMERSIBLE HV 15HP 3PH 6IN ELEC	1440	513	158	
2588	809-2200	PUMP SUBMERSIBLE HV 20HP 3PH 6IN ELEC	1440	513	180	
2589	809-2220	PUMP SUBMERSIBLE 6IN ELEC	1080	440	183	
2590	809-2230	PUMP SUBMERSIBLE 8IN ELEC	1958	804	365	
2591	809-2240	PUMP SUBMERSIBLE 10IN ELEC	3038	1148	405	
2592	810-1100	PUMP DOUBLED 1 1/2 IN AIR	507	268	94	
2593	810-1110	PUMP DOUBLED 2 IN AIR	507	268	94	
2594	810-1120	PUMP DOUBLED 3 IN AIR	507	268	94	
2595	811-2260	PUMP SUBMERSIBLE 3IN HYD	671	207	89	
2596	811-2270	PUMP SUBMERSIBLE SS 4IN HYD	671	207	89	
2597	811-2280	PUMP SUBMERSIBLE 4IN HYD	671	207	89	
2598	811-2300	PUMP SUBMERSIBLE SS 6IN HYD	810	284	97	
2599	811-2310	PUMP SUBMERSIBLE 6IN HYD	810	284	97	
2600	811-2320	PUMP SUBMERSIBLE 8IN HYD	810	284	102	
2601	811-2330	PUMP SUBMERSIBLE SS 12IN HYD	874	325	122	
2602	811-2340	PUMP SUBMERSIBLE 12IN HYD	874	325	122	
2603	812-2355	PUMP DIAPHRAGM 1IN	459	168	69	
2604	812-2360	PUMP DIAPHRAGM POLYPROPYLENE 1IN	378	131	57	
2605	812-2370	PUMP DIAPHRAGM ALUM/CAST IRON 1IN	287	115	41	
2606	812-2390	PUMP DIAPHRAGM POLYPROPYLENE 2IN	810	452	158	
2607	812-2400	PUMP DIAPHRAGM SS 2IN	810	452	158	
2608	812-2410	PUMP DIAPHRAGM ALUMINUM 2IN	304	172	65	
2609	812-2415	PUMP DIAPHRAGM 3IN	473	207	77	
2610	812-2430	PUMP DIAPHRAGM POLYPROPYLENE 3IN	1080	554	178	
2611	812-2440	PUMP DIAPHRAGM SS 3IN	1080	554	178	
2612	812-2450	PUMP DIAPHRAGM ALUMINUM 3IN	473	207	77	
2613	813-2450	PUMP BOOSTER 7.5HP 2IN ELEC	536	211	77	
2614	813-2460	PUMP BOOSTER 20HP 1-1/2IN ELEC	806	302	105	
2615	813-2470	PUMP BOOSTER 15HP 2IN ELEC	860	325	113	
2616	813-2500	PUMP BOOSTER 20HP 3IN ELEC	945	364	130	
2617	813-2510	PUMP BOOSTER 30HP 3IN ELEC	1013	401	146	
2618	813-2520	PUMP BOOSTER 4IN ELEC	1350	540	203	
2619	813-2530	PUMP BOOSTER SEWAGE 50HP ELEC	2552	964	340	
2620	813-2540	PUMP SUBMERSIBLE SEWAGE 7.5HP	922	345	122	
2621	813-2550	PUMP BOOSTER 5HP ELEC	536	211	77	
2622	813-2560	PUMP BOOSTER 60HP 480V 2X4X9.5IN ELEC	1620	631	239	
2623	813-2570	PUMP BOOSTER 50HP 460V 2X4X9.5IN ELEC	1620	631	239	
2624	813-2590	PUMP BOOSTER SYSTEM VFD 460V	1148	325	118	
2625	813-2600	PUMP AGRICULTURE DRY PRIME 8X6 DSL	1418	478	183	
2626	813-2650	PUMP BOOSTER MED HEAD 4X4IN DSL	1125	413	146	
2627	813-2670	PUMP BOOSTER MED HEAD 6X4IN DSL	1418	478	183	
2628	814-1000	PUMP HYDRAULIC 10000 PSI FOR TOOLS AIR	1031	391	102	
2629	814-1002	PUMP HYDRAULIC 10000 PSI FOR TOOLS ELEC	1031	391	102	
2630	814-1005	PUMP HYDRAULIC SPLIT FLOW FOR LIFTING	1080	306	102	
2631	814-1050	GAUGE 1/4IN NPT 10000PSI LIQUID FILLED	29	9	5	
2632	814-2610	POWER UNIT 10-14 HP HYD	1098	401	108	
2633	814-2620	POWER UNIT 15-20HP HYD	1296	421	154	
2634	814-2630	POWER UNIT 65HP HYD	1872	612	257	
2635	814-2633	POWER UNIT 68HP T4F HYD	2160	689	264	
2636	814-2640	POWER UNIT 162HP HYD	2160	689	264	
2637	814-2650	SLUDGEMASTER HYD	7110	2410	851	
2638	816-2680	PUMP FLOWMETER 10IN	498	184	65	
2639	816-2682	PUMP FLOWMETER 12IN	498	184	65	
2640	816-2688	PUMP FLOWMETER 18 IN	498	184	65	

**HERC RENTALS - CONTRACT 2019000318-7**  
**EXHIBIT A.3 - 2022 PLATINUM PRICING**

	<b>Cat Class</b>	<b>Description</b>	<b>Month</b>	<b>Week</b>	<b>Day</b>	<b>Change</b>
2641	816-2700	PUMP FLOWMETER 3IN	230	77	24	
2642	816-2710	PUMP FLOWMETER 4IN	299	100	32	
2643	816-2720	PUMP FLOWMETER 6IN	345	115	41	
2644	816-2730	PUMP FLOWMETER 8IN	440	149	53	
2645	816-2740	FLOW METER	104	34	13	
2646	817-2750	PIPE MANIFOLD 12IN	498	248	122	
2647	817-2760	PIPE MANIFOLD 18IN	574	284	138	
2648	818-2810	PIPE PLUG MUNI 15-30IN	918	421	122	
2649	818-2830	PIPE PLUG MUNI 24-48IN	1729	574	203	
2650	819-2850	HOSE ROAD CROSSING RAMP	689	264	102	
2651	820-2860	ROAD CROSSING LAY FLAT 12IN	612	241	94	
2652	820-2870	ROAD CROSSING PUMP DIVISION 12IN	574	172	89	
2653	820-2880	ROAD CROSSING PUMP DIVISION 8IN	498	153	77	
2654	820-2890	ROAD CROSSING PUMP DIVISION DB WIDE 12IN	968	345	110	
2655	820-2900	ROAD CROSSING PUMP DIVISION 6IN	495	131	61	
2656	821-2910	PUMP HEAD PONTOON HDPE 12IN HYD	426	239	90	
2657	821-2920	PONTOON FLOAT SUBMERSIBLE STEEL 12IN	192	95	49	
2658	821-2930	TANK WATER 10000 GAL	2187	729	257	
2659	821-2935	TANK BLADDER 317 GAL 250 PSI	648	284	129	
2660	821-2950	PUMP DIVISION ENGINE 6 CYL DEUTZ	2880	1052	345	
2661	821-2970	PUMP SEALED PRIME HIGH HEAD 5X4 DSL	4320	1569	527	
2662	821-2980	PUMP BOOSTER 125HP 460V ELEC	4617	1600	599	
2663	821-2990	VFD PANEL 5HP	547	199	73	
2664	821-3020	FUSION MACHINE 2 - 8 IN	1796	567	214	
2665	821-3030	FUSION MACHINE 6 - 18 IN	7263	2484	883	
2666	821-3055	PUMP MONITOR KIT MODEM W/SOLAR PANELS	170	82	43	
2667	821-3105	DATA LOGGER FOR FUSION MACHINE	972	324	171	
2668	902-1100	POINT F/TE-S DEMO HAMMER	57	19	6	
2669	902-1105	NARROW CHISEL F/TE-S DEMO HAMMER	57	19	6	
2670	902-1110	WIDE CHISEL F/TE-S DEMO HAMMER	71	24	8	
2671	902-1140	FLEX BLADE HOLDER F/TE-S HAMMER	179	60	21	
2672	902-5100	POINT F/BREAKER 1 SHANK	56	19	6	
2673	902-5105	NARROW CHISEL F/BREAKER 1 SHANK	56	19	6	
2674	902-5110	WIDE CHISEL F/BREAKER 1 SHANK	70	23	8	
2675	902-5125	CLAY SPADE F/BREAKER 1 SHANK	71	24	8	
2676	902-5200	POINT F/BREAKER 1-1/8 SHANK	70	23	8	
2677	902-5205	NARROW CHISEL F/BREAKER 1-1/8 SHANK	70	23	8	
2678	902-5210	WIDE CHISEL F/BREAKER 1-1/8 SHANK	70	23	8	
2679	902-5215	ASPHALT CUTTER F/BREAKER 1-1/8 SHANK	85	29	10	
2680	902-5225	CLAY SPADE F/BREAKER 1-1/8 SHANK	86	29	10	
2681	902-5300	POINT F/BREAKER 1-1/4 SHANK	70	23	8	
2682	902-5305	NARROW CHISEL F/BREAKER 1-1/4 SHANK	70	23	8	
2683	902-5400	MOIL POINT F/RCS CHIPPER	56	19	6	
2684	902-5405	NARROW CHISEL F/RCS CHIPPER	56	19	6	
2685	902-5430	BUSHING TOOL F/RCS CHIPPER	113	38	13	
2686	902-5505	NARROW CHISEL F/OCRS CHIPPER	59	20	6	
2687	902-5850	POINT F/JUMBO RIVET BUSTER	57	19	6	
2688	902-5855	CHISEL F/JUMBO RIVET BUSTER	57	19	6	
2689	902-6100	EACH CARBIDE SLIDE ON STRIPSERT LT	140	48	16	
2690	902-6102	EACH CARBIDE SLIDE ON STRIPSERT RT	140	48	16	
2691	902-6135	EACH DYMADOT DBL GRIND DOT PAD GRY 30GR	140	47	16	
2692	902-6170	EACH DYMASEG GRIND SEG GRY 18GR	140	47	16	
2693	902-6229	DIAMOND INSERTS F/FLOOR GRINDER	675	270	113	
2694	902-6243	CARBIDE GRINDING HEAD 17	634	211	70	
2695	902-6500	PRESSURE WASHER HOSE 3/8X50	31	11	4	

**HERC RENTALS - CONTRACT 2019000318-7**  
**EXHIBIT A.3 - 2022 PLATINUM PRICING**

	<b>Cat Class</b>	<b>Description</b>	<b>Month</b>	<b>Week</b>	<b>Day</b>	<b>Change</b>
2696	902-6508	TELESCOPING WASHER WAND TO 12 FT	144	50	18	
2697	902-6517	COLD WATER PRESSURE WASHER GUN / WAND	44	14	5	
2698	902-6533	ROTARY SURFACE CLEANER 18-20 W/O WHLS	248	84	29	
2699	903-1000	DIAMOND HI SPD BLADE CONCRETE 12-16	177	59	21	
2700	903-1010	DIAMOND HI SPD BLADE ASPHALT 12-16	177	59	21	
2701	903-1050	DIAMOND ROAD SAW BLD CONCRETE 14-16	401	134	45	
2702	903-1060	DIAMOND ROAD SAW BLD ASPHALT 14-16	393	133	45	
2703	903-1070	DIAMOND ROAD SAW BLD CONCRETE 18-22	707	239	80	
2704	903-1080	DIAMOND ROAD SAW BLD ASPHALT 18-22	707	239	80	
2705	903-1090	DIAMOND ROAD SAW BLD CONCRETE 24-28	1066	360	122	
2706	903-1100	DIAMOND ROAD SAW BLD ASPHALT 24-28	1094	365	122	
2707	903-1110	DIAMOND ROAD SAW BLD CONCRETE 30-36	1433	487	166	
2708	903-1120	DIAMOND ROAD SAW BLD ASPHALT 30-36	1433	487	166	
2709	903-2070	DIAMOND CORE BIT 2	178	60	21	
2710	903-2080	DIAMOND CORE BIT 2-1/2	178	60	21	
2711	903-2085	DIAMOND CORE BIT 3	214	73	24	
2712	903-2090	DIAMOND CORE BIT 3-1/2	215	73	25	
2713	903-2095	DIAMOND CORE BIT 4	251	86	29	
2714	903-2100	DIAMOND CORE BIT 4-1/2	252	86	30	
2715	903-2110	DIAMOND CORE BIT 5	288	98	33	
2716	903-2125	DIAMOND CORE BIT 6	428	146	50	
2717	903-2150	DIAMOND CORE BIT 8	678	230	78	
2718	903-2170	DIAMOND CORE BIT 10	923	312	105	
2719	903-2180	DIAMOND CORE BIT 12	1275	430	145	
2720	904-0010	SKIDSTEER AUGER EXTENSION 24	159	57	19	
2721	904-0020	SKIDSTEER AUGER EXTENSION 36	219	71	19	
2722	904-0030	SKIDSTEER AUGER EXTENSION 48	205	74	21	
2723	904-1015	SKIDSTEER AUGER BIT 6	251	102	30	
2724	904-1025	SKIDSTEER AUGER BIT 9	212	97	27	
2725	904-1035	SKIDSTEER AUGER BIT 12	237	113	32	
2726	904-1050	SKIDSTEER AUGER BIT 16	196	76	23	
2727	904-1055	SKIDSTEER AUGER BIT 18	263	126	35	
2728	904-1065	SKIDSTEER AUGER BIT 24	303	129	41	
2729	904-1070	SKIDSTEER AUGER BIT 30	345	150	46	
2730	904-1075	SKIDSTEER AUGER BIT 36	429	181	58	
2731	911-3325	JOHNSON BAR WHEELED PRY	90	36	14	
2732	911-4631	PIPE MOUNTING CLAMP F/HACKSAW 4-12 PIPE	518	134	34	
2733	911-6600	PUSH/PULL LAWN ROLLER 24	69	34	15	
2734	911-8188	MANUAL REBAR CUTTER / BENDER 5/8 CAP	219	73	24	
2735	912-0200	UNIV DIE HEAD F/535 & 300 1/8-2 RH NPT	87	29	10	
2736	912-1500	ADJ PIPE STAND W/ V-HEAD	99	32	9	
2737	912-1510	PIPE DOLLY GRASSHOPPER	325	122	48	
2738	912-1520	TRISTAND PIPE VISE	146	49	16	
2739	912-3110	CABLE ROLLER FOR RIGTTIGHT SYSTEM	25	10	5	
2740	912-3200	STRAIGHT CABLE ROLLER F/12-18 TRAY	19	8	3	
2741	912-3202	STRAIGHT CABLE ROLLER F/20-24 TRAY	19	8	3	
2742	912-3204	STRAIGHT CABLE ROLLER F/24-30 TRAY	54	25	12	
2743	912-3206	STRAIGHT CABLE ROLLER F/30-36 TRAY	54	25	12	
2744	912-3212	RADIUS CABLE ROLLER F/20-24 TRAY	19	8	3	
2745	912-3214	RADIUS CABLE ROLLER F/24-30 TRAY	54	25	12	
2746	912-3232	CONVEYOR PULLING SHEAVE W/8 ROLLERS 36	232	77	25	
2747	912-3234	CONVEYOR PULLING SHEAVE W/10 ROLLER 48	158	52	16	
2748	912-3246	TRAY SHEAVE 658 STYLE 12IN	61	21	7	
2749	912-3248	TRIPLE SHEAVE CABLE GUIDE WITH HOOK	122	41	20	
2750	912-4000	SKY WELDER, 280A	323	134	61	

**HERC RENTALS - CONTRACT 2019000318-7**  
**EXHIBIT A.3 - 2022 PLATINUM PRICING**

	<b>Cat Class</b>	<b>Description</b>	<b>Month</b>	<b>Week</b>	<b>Day</b>	<b>Change</b>
2751	912-4500	WELDING CABLE EXTENSION 1/0X50	67	31	14	
2752	912-4503	WELDING CABLE EXTENSION 1/0X100	150	77	29	
2753	912-4506	WELDING CABLE W/ GROUND CLAMP 1/0X50	57	25	11	
2754	912-4509	WELDING CABLE W/ GROUND CLAMP 1/0X100	101	44	20	
2755	912-4530	WELDING CABLE EXTENSION 2/0X50	61	27	13	
2756	912-4533	WELDING CABLE EXTENSION 2/0X100	102	47	19	
2757	912-4536	WELDING CABLE W/ GROUND CLAMP 2/0X50	59	27	13	
2758	912-4542	WELDING CABLE WHIP W/GRND CLAMP 2/0	32	16	9	
2759	912-4545	WELDING CABLE W/ ROD HOLDER 2/0X50	59	27	13	
2760	912-4551	WELDING CABLE WHIP W/ROD HLDR 2/0	41	22	12	
2761	912-4604	REMOTE OUTPUT CONTROL 14 PIN X 100	74	38	19	
2762	912-4658	WELDER INVERTER CST RACK F/8 PACK	158	61	24	
2763	912-5254	MANUAL FLANGE SPREADER 150# 2-20	63	23	9	
2764	913-1006	CONTAINMENT BERM 4X4	90	32	14	
2765	913-1012	CONTAINMENT BERM 6X6	248	90	36	
2766	913-1015	CONTAINMENT BERM 6X8	248	90	36	
2767	913-1016	CONTAINMENT BERM 6X10	248	90	36	
2768	913-1018	CONTAINMENT BERM 6X14	248	90	36	
2769	913-1021	CONTAINMENT BERM 7X11	248	90	36	
2770	913-1022	CONTAINMENT BERM 7X14	248	90	36	
2771	913-1023	CONTAINMENT BERM 7X13	248	90	36	
2772	913-1024	CONTAINMENT BERM 8X8	270	99	41	
2773	913-1027	CONTAINMENT BERM 8X10	270	99	41	
2774	913-1030	CONTAINMENT BERM 8X12	270	99	41	
2775	913-1031	CONTAINMENT BERM 8X14	270	99	41	
2776	913-1033	CONTAINMENT BERM 8X16	270	99	41	
2777	913-1036	CONTAINMENT BERM 9X12	270	99	41	
2778	913-1037	CONTAINMENT BERM 9X18	270	99	41	
2779	913-1039	CONTAINMENT BERM 10X10	405	149	59	
2780	913-1042	CONTAINMENT BERM 10X12	405	149	59	
2781	913-1045	CONTAINMENT BERM 10X14	405	149	59	
2782	913-1048	CONTAINMENT BERM 10X20	405	149	59	
2783	913-1051	CONTAINMENT BERM 12X12	405	149	59	
2784	913-1054	CONTAINMENT BERM 12X16	405	149	59	
2785	913-1057	CONTAINMENT BERM 12X20	540	198	81	
2786	913-1060	CONTAINMENT BERM 12X25	540	198	81	
2787	913-1065	CONTAINMENT BERM 12X36	675	252	99	
2788	913-1068	CONTAINMENT BERM 12X50	675	252	99	
2789	913-1508	DIESEL EXHST SCRUBBER 91HP AND ABOVE	350	164	64	
2790	913-2208	TRUCK TOOLBOX FUEL TANK COMBO 70-100 GAL	102	87	79	
2791	913-2236	FUEL TANK 500 GALLON	623	212	78	
2792	913-2250	PROPANE TANK 5 GAL/20#	60	28	12	
2793	913-2252	PROPANE TANK 7 GAL/30#	59	32	14	
2794	913-2254	FORKLIFT PROPANE TANK 8 GAL/33#	72	35	12	
2795	913-2256	PROPANE TANK 10 GAL/40#	80	40	16	
2796	913-2260	PROPANE TANK 25 GAL/100#	80	40	12	
2797	913-2512	WORKSTATION PORTABLE	289	101	23	
2798	913-2550	TRUCK ACCESSORY/UTILITY RACK	104	44	21	
2799	913-2560	PICK UP TRUCK TONNEAU COVER	115	49	25	
2800	913-2630	HOSE & PIPE STORAGE RACK	88	37	16	
2801	913-2700	GPS EQUIPPED BASIC SERVICE	78	26	17	
2802	913-2720	PUMP MONITOR KIT: MODEM/SOLAR PANL	170	82	41	
2803	913-3052	SAFETY HARNESS & LANYARD KIT	111	40	20	
2804	913-3060	ZIP WALL PACKAGE 4X12 POLES/2 ZIPPER	63	32	18	
2805	913-3070	EYEWASH STATION	320	110	37	



**HERC RENTALS - CONTRACT 2019000318-7**  
**EXHIBIT A.3 - 2022 PLATINUM PRICING**

	<b>Cat Class</b>	<b>Description</b>	<b>Month</b>	<b>Week</b>	<b>Day</b>	<b>Change</b>
2806	913-3332	SIGN SHOULDER WORK AHEAD 48X48 REF	81	30	9	ADD
2807	913-3415	TRAFFIC SIGN ROAD WORK AHEAD	100	50	17	
2808	913-3416	SIGN ROAD WORK AHEAD 48X48 REF	81	30	9	ADD
2809	913-3425	SIGN END ROAD WORK 48X48 REF	81	30	9	ADD
2810	913-3478	TRAFFIC SIGN SIDEWALK CLOSED	118	59	20	
2811	913-3497	SIGN BE PREPARED TO STOP 48X48 REF	77	27	9	ADD
2812	913-3502	TRAFFIC SIGN STOP/SLOW PADDLE	24	14	8	ADD
2813	913-3553	TRAFFIC SIGN STAND	16	8	5	ADD
2814	913-3562	TRAFFIC SIGN OVERLAY LEFT	5	4	2	ADD
2815	913-3703	REFL TRAFFIC BARRICADE W/O FLASHER 24	31	14	7	
2816	913-3704	REFL TRAFFIC BARRICADE W/FLASHER 24	34	17	10	
2817	913-3712	REFL TRAFFIC DELINEATOR W/BASE 42	20	10	5	
2818	913-3721	FLASHING BARRICADE LIGHT	34	19	8	ADD
2819	913-3747	TRAFFIC CONE	16	8	4	
2820	913-3760	WATER FILLED TRAFFIC BARRICADE ORANGE	104	41	21	
2821	913-3762	WATER FILLED TRAFFIC BARRICADE WHITE	84	29	10	
2822	913-3766	WATER/CABLE TRAFFIC TL1/TL2 BARRICADE OR	104	41	21	
2823	913-3767	WATER/CABLE TRAFFIC TL1/TL2 BARRICADE WH	144	50	23	
2824	913-3770	PEDESTRIAN BARRICADE ADA ORG 72X38	72	23	9	
2825	913-3771	PEDESTRIAN BARRICADE ADA WHT 72X38	72	23	9	
2826	913-3780	WATER BARRICADE FENCE PANEL 4X6	45	18	5	
2827	913-3782	WATER BARRICADE SINGLE GATE 6X6 COMPLETE	63	23	9	
2828	913-3830	CROWD CONTROL BARRICADE 48X8	61	21	9	
2829	913-3850	TOW BAR F/ARCHER VEHICLE BARRICADE	243	81	16	
2830	913-3852	ARRESTOR CABLE F/ARCHER BARRIER 4	122	45	9	
2831	913-3854	ARRESTOR CABLE F/ARCHER BARRIER 10	324	104	20	
2832	913-3860	NOISE REDUCTION WALL PANEL 81X52IN	50	18	9	
2833	913-4004	COMBINATION HITCH PINTLE & 2 BALL	69	33	12	
2834	913-4006	COMBINATION HITCH PINTLE & 2-5/16 BALL	69	27	12	
2835	913-4106	TIE DOWN BINDER CHAIN G7 3/8 10-16	51	22	9	
2836	913-4110	TIE DOWN BINDER CHAIN G7 3/8X20	24	14	7	
2837	913-4122	RATCHET LOAD BINDER F/3/8-1/2 CHAIN	34	17	8	
2838	913-4502	ROAD PLATE 5X8	569	189	95	
2839	913-4504	ROAD PLATE 5X10	327	122	47	
2840	913-4508	ROAD PLATE 8X10	329	117	41	
2841	913-4516	ROAD PLATE 8X20	627	227	91	
2842	913-5130	LED AREA LIGHT W/TRIPOD	336	112	37	
2843	913-5134	LED WORK LIGHT W/TRIPOD DUAL LAMP	150	73	37	
2844	913-5152	EXP PRF LED AREA LIGHT 75W 120V	608	243	81	
2845	913-5210	TEMPORARY LIGHT STRING 50	68	27	11	
2846	913-5212	TEMPORARY LIGHT STRING 100	149	70	23	
2847	913-6000	TEMPORARY WALL ACCESSORY CART	156	77	77	
2848	913-6005	TEMPORARY WALL MOBILITY CART	108	54	54	
2849	913-6010	TEMPORARY WALL RIGHT SIDE INTERFACE	61	31	31	
2850	913-6015	TEMPORARY WALL LEFT SIDE INTERFACE	61	31	31	
2851	913-6020	TEMPORARY WALL FLEXIBLE CORNER	48	23	23	
2852	913-6025	TEMPORARY WALL FILLER PANEL KIT	34	17	17	
2853	913-6035	HINGED DOOR MODULE 42 IN	337	169	169	
2854	913-6040	SLIDING DOOR MODULE 42 IN	404	202	202	
2855	913-6050	TEMPORARY WALL MODULE 12 IN	108	54	54	
2856	913-6055	TEMPORARY WALL MODULE 18 IN	122	61	61	
2857	913-6060	TEMPORARY WALL MODULE 24 IN	135	68	68	
2858	913-6065	TEMPORARY WALL MODULE 32 IN	142	71	71	
2859	913-6070	TEMPORARY WALL MODULE 42 IN	162	81	81	
2860	913-6075	SINGLE ROOM PRESSURE MONITOR	188	95	95	



**HERC RENTALS - CONTRACT 2019000318-7**  
**EXHIBIT A.3 - 2022 PLATINUM PRICING**

	<b>Cat Class</b>	<b>Description</b>	<b>Month</b>	<b>Week</b>	<b>Day</b>	<b>Change</b>
2861	913-6080	NEGATIVE AIR MGMT PANEL 24 IN	176	88	88	
2862	920-1003	INCREASER / REDUCER 3X2	31	13	6	
2863	920-1009	INCREASER / REDUCER 4X3	57	21	9	
2864	920-1024	INCREASER / REDUCER 6X3	130	44	15	
2865	920-1027	INCREASER / REDUCER 6X4	149	50	17	
2866	920-1039	INCREASER / REDUCER 8X6	28	23	21	
2867	920-1054	INCREASER / REDUCER 10X8	138	50	17	
2868	920-1066	INCREASER / REDUCER 12X6	169	57	51	
2869	920-1069	INCREASER / REDUCER 12X8	188	63	22	
2870	920-1072	INCREASER / REDUCER 12X10	187	62	22	
2871	920-1095	INCREASER / REDUCER 14X12	63	22	7	
2872	920-1115	INCREASER / REDUCER 16X12	308	107	37	
2873	920-1130	INCREASER / REDUCER 18X12	96	33	16	
2874	920-1159	INCREASER / REDUCER 20X18	262	88	30	
2875	920-2018	PIPE 90 DEG ELL 4 IN BY VARIOUS OUTPUT	23	10	5	
2876	920-2024	PIPE 90 DEG ELL 6 IN BY VARIOUS OUTPUT	38	16	9	
2877	920-2028	PIPE 45 DEG ELL 8 IN BY VARIOUS OUTPUT	26	24	23	
2878	920-2030	PIPE 90 DEG ELL 8 IN BY VARIOUS OUTPUT	88	39	23	
2879	920-2036	PIPE 90 DEG ELL 10 IN BY VARIOUS OUTPUT	174	59	21	
2880	920-2040	PIPE 45 DEG ELL 12 IN BY VARIOUS OUTPUT	85	70	66	
2881	920-2042	PIPE 90 DEG ELL 12 IN BY VARIOUS OUTPUT	212	70	24	
2882	920-2109	PIPE TEE 4 IN BY VARIOUS OUTPUT	89	31	12	
2883	920-2112	PIPE TEE 6 IN BY VARIOUS OUTPUT	74	26	10	
2884	920-2115	PIPE TEE 8 IN BY VARIOUS OUTPUT	95	32	12	
2885	920-2121	PIPE TEE 12 IN BY VARIOUS OUTPUT	234	228	228	
2886	920-2168	PIPE WYE 12 IN BY VARIOUS OUTPUT	126	48	20	
2887	920-2334	PIPE ADAPTER 6 FLANGE X F NPT	104	35	13	
2888	920-2340	PIPE ADAPTER 8 FLANGE X F BAUER	26	23	20	
2889	920-2341	PIPE ADAPTER 8 FLANGE X M BAUER	27	23	21	
2890	920-2772	PIPE ADAPTER 4 F CAM X F NPT TYPE D	33	13	5	
2891	920-3309	SUCTION HOSE STRAINER 4	148	50	17	
2892	920-3312	SUCTION HOSE STRAINER 6	58	32	19	
2893	920-3315	SUCTION HOSE STRAINER 8	123	42	14	
2894	920-3509	WATER PIPE / HOSE MANIFOLD 4	244	82	29	
2895	920-3512	WATER PIPE / HOSE MANIFOLD 6	302	114	39	
2896	920-3515	WATER PIPE / HOSE MANIFOLD 8	383	122	41	
2897	920-3521	WATER PIPE / HOSE MANIFOLD 12	573	206	84	
2898	920-3610	PUMP CONTROL PANEL AUTOMATIC	147	49	16	
2899	920-3620	PUMP CONTROL PANEL MANUAL	102	34	13	
2900	920-3640	WATER PUMP FLOAT SWITCH SINGLE	37	13	5	
2901	920-3650	SUBMERSIBLE PUMP RAFT	307	100	34	
2902	920-3680	MAGNETIC GPM FLOW METER INDICATOR/TOTAL	459	153	51	
2903	920-4215	GATE VALVE 4	124	82	29	
2904	920-4220	GATE VALVE 6	229	77	26	
2905	920-4225	GATE VALVE 8	138	52	20	
2906	920-4230	GATE VALVE 10	109	37	32	
2907	920-4235	GATE VALVE 12	117	40	14	
2908	920-4340	CHECK VALVE 8	69	23	8	
2909	920-4406	FLANGED BLEEDER VALVE 6	50	22	13	
2910	920-6003	KANAFLEX SUCTION HOSE CAM CPLNG 2X20	59	20	7	
2911	920-6006	KANAFLEX SUCTION HOSE CAM CPLNG 3X20	74	25	9	
2912	920-6009	KANAFLEX SUCTION HOSE CAM CPLNG 4X20	103	35	12	
2913	920-6011	KANAFLEX SUCTION HOSE CAM CPLNG 6X10	158	57	21	
2914	920-6012	KANAFLEX SUCTION HOSE CAM CPLNG 6X20	257	97	39	
2915	920-6014	KANAFLEX SUCTION HOSE CAM CPLNG 8X10	288	95	33	

**HERC RENTALS - CONTRACT 2019000318-7**  
**EXHIBIT A.3 - 2022 PLATINUM PRICING**

	<b>Cat Class</b>	<b>Description</b>	<b>Month</b>	<b>Week</b>	<b>Day</b>	<b>Change</b>
2916	920-6015	KANAFLEX SUCTION HOSE CAM CPLNG 8X20	437	153	50	
2917	920-6029	KANAFLEX SUCTION HOSE BAUER CPLNG 4X20	158	53	18	
2918	920-6032	KANAFLEX SUCTION HOSE BAUER CPLNG 6X20	264	87	31	
2919	920-6035	KANAFLEX SUCTION HOSE BAUER CPLNG 8X20	389	158	73	
2920	920-6040	KANAFLEX SUCTION HOSE BAUER CPLNG 12X10	401	135	46	
2921	920-6041	KANAFLEX SUCTION HOSE BAUER CPLNG 12X20	745	248	85	
2922	920-6203	PVC SUCTION HOSE CAM CPLNG 2X20	71	36	14	
2923	920-6206	PVC SUCTION HOSE CAM CPLNG 3X20	104	46	18	
2924	920-6209	PVC SUCTION HOSE CAM CPLNG 4X20	106	51	24	
2925	920-6212	PVC SUCTION HOSE CAM CPLNG 6X20	140	49	16	
2926	920-6400	RUBBER SUCTION HOSE CAM CPLNG 1X20	62	32	12	
2927	920-6403	RUBBER SUCTION HOSE CAM CPLNG 2X20	69	34	15	
2928	920-6406	RUBBER SUCTION HOSE CAM CPLNG 3X20	92	46	18	
2929	920-6409	RUBBER SUCTION HOSE CAM CPLNG 4X20	484	162	55	
2930	920-6411	RUBBER SUCTION HOSE CAM CPLNG 6X10	173	86	32	
2931	920-6412	RUBBER SUCTION HOSE CAM CPLNG 6X20	236	114	50	
2932	920-6429	RUBBER SUCTION HOSE BAUER CPLNG 4X20	372	124	41	
2933	920-6432	RUBBER SUCTION HOSE BAUER CPLNG 6X20	203	89	44	
2934	920-6434	RUBBER SUCTION HOSE BAUER CPLNG 8X10	221	109	56	
2935	920-6435	RUBBER SUCTION HOSE BAUER CPLNG 8X20	483	169	86	
2936	920-6437	RUBBER SUCTION HOSE BAUER CPLNG 10X10	485	169	86	
2937	920-6440	RUBBER SUCTION HOSE BAUER CPLNG 12X10	330	122	50	
2938	920-6482	RUBBER SUCTION HOSE VICT CPLNG 6X20	46	16	5	
2939	920-6515	RUBBER SUCTION HOSE FLNG CPLNG 8X20	320	122	49	
2940	920-6518	RUBBER SUCTION HOSE FLNG CPLNG 10X20	527	186	73	
2941	920-6521	RUBBER SUCTION HOSE FLNG CPLNG 12X20	632	223	87	
2942	920-6530	RUBBER SUCTION HOSE FLNG CPLNG 16X20	1094	365	122	
2943	920-6616	COMPOSITE DISCHARGE HOSE W/FLANGE 3X20	81	29	8	
2944	920-6623	COMPOSITE DISCHARGE HOSE W/FLANGE 4X10	211	69	23	
2945	920-6626	COMPOSITE DISCHARGE HOSE W/FLANGE 4X20	448	149	50	
2946	920-6636	COMPOSITE DISCHARGE HOSE W/FLANGE 6X20	509	172	59	
2947	920-6643	COMPOSITE DISCHARGE HOSE W/FLANGE 8X10	479	240	122	
2948	920-6646	COMPOSITE DISCHARGE HOSE W/FLANGE 8X20	549	187	64	
2949	920-6657	COMPOSITE DISCHARGE HOSE W/FLANGE 10X20	385	134	49	
2950	920-6663	COMPOSITE DISCHARGE HOSE W/FLANGE 12X10	329	110	37	
2951	920-6666	COMPOSITE DISCHARGE HOSE W/FLANGE 12X20	583	194	97	
2952	920-6803	CANVAS FIRE HOSE 1-1/2X50	58	20	6	
2953	920-6818	CANVAS FIRE HOSE 2-1/2X50	87	30	10	
2954	920-6827	CANVAS FIRE HOSE 3X50	51	27	12	
2955	920-7004	CHEMICAL HOSE W/SSTL CAMLOCK 1X20	135	45	16	
2956	920-7014	CHEMICAL HOSE W/SSTL CAMLOCK 2X20	180	59	20	
2957	920-7024	CHEMICAL HOSE W/SSTL CAMLOCK 3X20	225	63	23	
2958	920-7034	CHEMICAL HOSE W/SSTL CAMLOCK 4X20	270	90	36	
2959	920-7044	CHEMICAL HOSE W/SSTL CAMLOCK 6X20	315	108	41	
2960	920-7054	CHEMICAL HOSE W/SSTL FLANGE 2X20	281	99	33	
2961	920-7065	CHEMICAL HOSE W/SSTL FLANGE 3X20	413	139	48	
2962	920-7074	CHEMICAL HOSE W/SSTL FLANGE 4X20	516	172	58	
2963	920-7084	CHEMICAL HOSE W/SSTL FLANGE 6X20	605	203	67	
2964	920-7103	ORAFLEX DISCHARGE HOSE CAM CPLNG 2X50	91	39	17	
2965	920-7106	ORAFLEX DISCHARGE HOSE CAM CPLNG 3X50	145	55	19	
2966	920-7109	ORAFLEX DISCHARGE HOSE CAM CPLNG 4X50	131	52	21	
2967	920-7118	ORAFLEX DISCHARGE HOSE CAM CPLNG 6X50	232	88	35	
2968	920-7121	ORAFLEX DISCHARGE HOSE CAM CPLNG 8X50	607	223	80	
2969	920-7129	ORAFLEX DISCHARGE HOSE BAUER CPLNG 4X50	122	61	41	
2970	920-7132	ORAFLEX DISCHARGE HOSE BAUER CPLNG 6X50	162	97	49	

**HERC RENTALS - CONTRACT 2019000318-7**  
**EXHIBIT A.3 - 2022 PLATINUM PRICING**

	<b>Cat Class</b>	<b>Description</b>	<b>Month</b>	<b>Week</b>	<b>Day</b>	<b>Change</b>
2971	920-7135	ORAFLEX DISCHARGE HOSE BAUER CPLNG 8X50	447	171	69	
2972	920-7218	ORAFLEX DISCHARGE HOSE FLNG CPLNG 10X50	353	126	47	
2973	920-7303	PVC DISCHARGE HOSE CAM CPLNG 2X50	57	19	6	
2974	920-7306	PVC DISCHARGE HOSE CAM CPLNG 3X50	86	29	10	
2975	920-7309	PVC DISCHARGE HOSE CAM CPLNG 4X50	129	43	14	
2976	920-7312	PVC DISCHARGE HOSE CAM CPLNG 6X50	282	132	52	
2977	920-7341	PVC DISCHARGE HOSE BAUER CPLNG 12X50	725	241	81	
2978	920-7402	RUBBER DISCHARGE HOSE CAM CPLNG 2X25	37	18	10	
2979	920-7403	RUBBER DISCHARGE HOSE CAM CPLNG 2X50	64	30	14	
2980	920-7406	RUBBER DISCHARGE HOSE CAM CPLNG 3X50	75	28	13	
2981	920-7408	RUBBER DISCHARGE HOSE CAM CPLNG 4X25	71	30	12	
2982	920-7409	RUBBER DISCHARGE HOSE CAM CPLNG 4X50	139	59	25	
2983	920-7412	RUBBER DISCHARGE HOSE CAM CPLNG 6X50	332	135	64	
2984	920-7435	RUBBER DISCHARGE HOSE BAUER CPLNG 8X50	298	113	48	
2985	920-7455	RUBBER DISCHARGE HOSE PIN CPLNG 3X25	53	20	8	
2986	920-7515	RUBBER DISCHARGE HOSE FLNG CPLNG 8X50	871	292	97	
2987	920-7518	RUBBER DISCHARGE HOSE FLNG CPLNG 10X50	890	291	98	
2988	920-7521	RUBBER DISCHARGE HOSE FLNG CPLNG 12X50	1458	486	162	
2989	920-7705	OIL SUCT/DISCH HOSE FLNG CPLNG 2X20	308	104	35	
2990	920-7715	OIL SUCT/DISCH HOSE FLNG CPLNG 3X20	350	117	38	
2991	920-7720	OIL SUCT/DISCH HOSE 4XSPECIAL LE	352	119	41	
2992	920-7725	OIL SUCT/DISCH HOSE FLNG CPLNG 4X20	203	108	54	
2993	920-7735	OIL SUCT/DISCH HOSE FLNG CPLNG 6X20	360	171	57	
2994	920-7745	OIL SUCT/DISCH HOSE FLNG CPLNG 8X20	450	193	65	
2995	920-7755	OIL SUCT/DISCH HOSE FLNG CPLNG 10X20	540	248	83	
2996	920-7762	OIL SUCT/DISCH HOSE FLNG CPLNG 12X10	630	285	96	
2997	920-7765	OIL SUCT/DISCH HOSE FLNG CPLNG 12X20	926	309	104	
2998	920-7772	OIL SUCT/DISCH HOSE FLNG CPLNG 14X10	928	311	104	
2999	920-7903	STAINLESS STEEL HOSE MNPT CPLNG 3/4X50	91	31	10	
3000	920-7905	STAINLESS STEEL HOSE 1X20	79	40	14	
3001	920-7910	STAINLESS STEEL HOSE 1X50	145	59	23	
3002	920-7915	STAINLESS STEEL HOSE 2X20	289	98	33	
3003	920-7916	STAINLESS STEEL HOSE 2X20 W/300# FLNG	329	110	37	
3004	920-7925	STAINLESS STEEL HOSE 3X20	347	115	38	
3005	920-7933	STAINLESS STEEL HOSE 4X10	191	64	21	
3006	920-7935	STAINLESS STEEL HOSE 4X20	445	149	50	
3007	920-7943	STAINLESS STEEL HOSE 6X10	547	183	61	
3008	920-7945	STAINLESS STEEL HOSE 6X20	589	198	66	
3009	920-7955	STAINLESS STEEL HOSE 8X20	712	239	83	
3010	920-7975	STAINLESS STEEL HOSE 12X20	760	261	86	
3011	920-8144	HYDRAULIC HOSE 1X50	285	95	32	
3012	920-8154	HYDRAULIC HOSE 1-1/4X50	198	68	23	
3013	920-8164	HYDRAULIC HOSE 1-1/2X50	253	84	30	
3014	920-8225	CARBON STEEL HOSE W/FLANGE 6X20	290	149	75	
3015	920-8230	CARBON STEEL HOSE W/FLANGE 8X20	377	194	97	
3016	920-8458	RUBBER WATER HOSE W/GH FTGS 3/4X50	43	14	5	
3017	920-9012	TEST PIPE PLUG 8IN	32	13	4	
3018	920-9024	TEST PIPE PLUG 24IN	648	215	73	
3019	920-9062	MULTI SIZE TEST BALL UP TO 12	408	135	48	
3020	920-9066	MULTI SIZE TEST BALL UP TO 18	446	149	50	
3021	920-9068	MULTI SIZE TEST BALL UP TO 24	151	51	18	
3022	920-9072	MULTI SIZE TEST BALL UP TO 36	146	54	19	
3023	920-9074	MULTI SIZE TEST BALL UP TO 48	2127	709	215	
3024	920-9162	TEST BALL LIFT LINE W/HOSE & GAUGES	256	86	29	
3025	920-9198	BLOCK PLUG HOSE W/20FT ROPE & GAUGE	53	27	14	ADD

**HERC RENTALS - CONTRACT 2019000318-7**  
**EXHIBIT A.3 - 2022 PLATINUM PRICING**

	<b>Cat Class</b>	<b>Description</b>	<b>Month</b>	<b>Week</b>	<b>Day</b>	<b>Change</b>
3026	920-9708	BLOCK PIPE PLUG 4IN	45	17	5	ADD
3027	920-9709	BLOCK PIPE PLUG 4IN LONG	53	19	9	ADD
3028	920-9711	BLOCK PIPE PLUG 6IN	45	17	9	ADD
3029	920-9713	BLOCK PIPE PLUG 8IN	77	26	9	ADD
3030	920-9763	BLOCK PIPE PLUG 6-12IN	93	32	16	ADD
3031	921-1088	PCS OF ALUM PIPE 8X40 VICTAULIC	373	183	63	
3032	921-1128	PCS OF ALUM PIPE 12X40 VICTAULIC	478	239	77	
3033	921-1518	PCS OF CERTALOK PVC PIPING 6X20	12	12	5	
3034	921-1568	PCS OF CERTALOK PVC PIPING 12X20	34	17	13	
3035	921-1814	FT OF FUSEABLE HDPE PIPE 8	6	3	3	
3036	921-1816	FT OF FUSEABLE HDPE PIPE 10	6	3	3	
3037	921-1818	FT OF FUSEABLE HDPE PIPE 12	6	3	3	
3038	921-1820	FT OF FUSEABLE HDPE PIPE 14	6	3	3	
3039	921-1822	FT OF FUSEABLE HDPE PIPE 16	6	3	3	
3040	921-1824	FT OF FUSEABLE HDPE PIPE 18	6	3	3	
3041	921-1826	FT OF FUSEABLE HDPE PIPE 20	6	3	3	
3042	921-1854	HDPE PIPE W/BAUER CPLNG 6X20	59	27	14	
3043	921-1862	HDPE PIPE W/BAUER CPLNG 8X20	69	32	16	
3044	921-1924	HDPE PIPE W/FLANGE CPLNGS 8X40	108	36	18	
3045	921-1942	HDPE PIPE W/FLANGE CPLNG 12X40	135	57	27	
3046	921-1986	HDPE PIPE W/FLANGE CPLNG 24X50	1125	450	158	
3047	921-2150	HDPE FLOAT TEE PIPE W/STRAINER 4	89	32	13	
3048	921-2152	HDPE FLOAT TEE PIPE W/ STRAINER 6	114	37	13	
3049	921-2156	HDPE FLOAT TEE PIPE W/ STRAINER 12	165	56	22	
3050	921-2164	HDPE FLOAT TEE PIPE W/ STRAINER 20	124	46	27	
3051	921-2168	HDPE FLOAT TEE PIPE W/ STRAINER 24	256	105	65	
3052	921-2180	HDPE FLOAT PIPE W/8 STRNR 8 FLNG	232	78	27	
3053	921-2188	HDPE RDC FLOAT PIPE W/16 STRNR 14 FLNG	382	128	41	
3054	921-2192	HDPE RDC FLOAT PIPE W/18 STRNR 12 FLNG	166	57	26	
3055	921-2228	HDPE FITTING 12X90 DEG	170	99	50	
3056	921-2238	HDPE FITTING 18X90 DEG	864	287	96	
3057	921-2270	HDPE TEE 12 INPUT BY VARIOUS OUTPUT	1533	511	171	
3058	921-2530	PCS GALV STL PIPE W/BAUER CPLNG 8X20	67	60	57	
3059	921-2546	PCS GALV STL PIPE W/BAUER CPLNG 12X10	54	47	47	
3060	921-2584	BAUER ELBOW 6X45 DEG	122	41	14	
3061	921-2586	BAUER ELBOW 6X90 DEG	125	43	14	
3062	925-1714	AIR HOSE ASSY 3/8X50 CRWFT CPLNG	44	14	5	
3063	925-1715	AIR HOSE ASSY 3/8X50 QD CPLNG	53	25	10	
3064	925-1734	AIR HOSE ASSY 3/4X50 CRWFT CPLNG	57	19	6	
3065	925-1735	AIR HOSE ASSY 3/4X50 THOR CPLNG	77	46	16	
3066	925-1802	AIR HOSE ASSY 2X25	81	27	9	
3067	925-1808	AIR HOSE ASSY 2X25 HI PRESSURE	81	27	9	
3068	925-1811	AIR HOSE ASSY 2X50	113	41	14	
3069	925-1814	AIR HOSE ASSY 2X50 HI PRESSURE	113	41	14	
3070	925-1823	AIR HOSE ASSY 3X25	151	54	18	
3071	925-1829	AIR HOSE ASSY 3X25 HI PRESSURE	151	54	23	
3072	925-1832	AIR HOSE ASSY 3X50	180	72	32	
3073	925-1835	AIR HOSE ASSY 3X50 HI PRESSURE	180	72	32	
3074	925-2019	WHIP HOSE W/INLINE OILER 1/2	35	14	6	
3075	925-2103	WHIPCHECK CABLE H/H 1/2 TO 1-1/4	24	14	7	
3076	925-2173	AIR MANIFOLD 15 GAL W/8 OUTLETS	301	105	34	
3077	925-3109	PEDESTAL FAN 30"	244	112	32	
3078	925-3123	ROUND FLOOR FAN 36	344	121	44	
3079	925-3126	ROUND FLOOR FAN 42	304	146	53	
3080	925-3129	ROUND FLOOR FAN 48	367	147	52	

**HERC RENTALS - CONTRACT 2019000318-7**  
**EXHIBIT A.3 - 2022 PLATINUM PRICING**

	<b>Cat Class</b>	<b>Description</b>	<b>Month</b>	<b>Week</b>	<b>Day</b>	<b>Change</b>
3081	925-3210	AIRMOVER AXIAL VENT BLOWER 12 IN ELEC	256	113	29	
3082	925-3250	AIRMOVER LOW PROFILE FAN	183	81	21	
3083	925-3260	AIRMOVER CARPET DRYER	183	81	21	
3084	925-3263	AXIAL FAN 25"	353	134	45	
3085	925-3265	HI VELOCITY AXIAL FAN 24-25"	183	61	21	
3086	925-3310	HEPA AIR SCRUBBER 500CFM	547	214	57	
3087	925-3312	HEPA AIR SCRUBBER 750CFM	621	275	68	
3088	925-3314	HEPA AIR SCRUBBER 1200 TO 1400CFM	689	306	81	
3089	925-3316	HEPA AIR SCRUBBER 2000CFM	1013	352	97	
3090	925-3318	HEPA AIR SCRUBBER 2400CFM	1013	352	97	
3091	925-3352	DEHUMIDIFIER LGR 60-80 PPD ELEC	345	153	41	
3092	925-3354	DEHUMIDIFIER LGR 130-200 PPD ELEC	536	268	57	
3093	925-3456	LPG/NG HEATER HOSE 1X50	86	31	12	
3094	925-3523	PROPANE RADIANT HEATER TANK TOP	27	14	9	
3095	925-4030	HEATER DUCT BLK 12X25 6P 300DEG	97	49	24	
3096	925-4125	HVAC DUCTING BLK 12X15 6P	54	23	9	
3097	925-4130	HVAC DUCTING BLK 12X25 6P	68	27	12	
3098	925-4145	HVAC DUCTING BLK 16X15 6P	90	36	14	
3099	925-4150	HVAC DUCTING BLK 16X25 6P	90	36	14	
3100	925-4155	HVAC DUCTING BLK 20X15 6P	90	36	14	
3101	925-4160	HVAC DUCTING BLK 20X25 6P	162	54	18	
3102	925-4170	HVAC DUCTING BLK 24X25 6P	162	54	18	
3103	925-4230	HI HEAT DUCT BLK 12X25 6P 400/500 DEG	67	28	13	
3104	925-4250	HI HEAT DUCT BLK 16X25 6P 400/500 DEG	162	81	41	
3105	925-4260	HI HEAT DUCT BLK 20X25 6P 400/500 DEG	256	102	37	
3106	925-4300	HVAC DUCTING YLW 8X15 6P	54	23	9	
3107	925-4305	HVAC DUCTING YLW 8X25 6P	54	23	9	
3108	925-4330	HVAC DUCTING YLW 12X25 6P	68	27	12	
3109	925-4340	HVAC DUCTING YLW 14X25 6P	122	41	14	
3110	925-4350	HVAC DUCTING YLW 16X25 6P	122	41	14	
3111	925-4360	HVAC DUCTING YLW 20X25 6P	176	59	18	
3112	925-4365	HVAC DUCTING YLW 24X25 6P	176	59	18	
3113	925-4398	HVAC DUCTING WHT 8X8	5	5	5	
3114	925-4400	HVAC DUCTING WHT 8X15 6P	54	23	9	
3115	925-4405	HVAC DUCTING WHT 8X25 6P	54	23	9	
3116	925-4412	HVAC DUCTING WHT 10X25	54	23	9	
3117	925-4416	HVAC DUCTING WHT 12X8 4P	5	5	5	
3118	925-4420	HVAC DUCTING WHT 12X10 6P	54	23	9	
3119	925-4421	HVAC DUCTING WHT 12X10 SOLID	54	23	9	
3120	925-4430	HVAC DUCTING WHT 12X25 6P	68	27	12	
3121	925-4432	HVAC DUCTING WHT/WHT 12X25 4P	68	27	12	
3122	925-4440	HVAC DUCTING WHT 14X25 6P	122	41	14	
3123	925-4443	HVAC DUCTING WHT 16X8 6P	5	5	5	
3124	925-4445	HVAC DUCTING WHT 16X15 6P	122	41	14	
3125	925-4450	HVAC DUCTING WHT 16X25 6P	122	41	14	
3126	925-4453	HVAC DUCTING WHT 18X25 6P	122	41	14	
3127	925-4454	HVAC DUCTING WHT 20X10 7P	122	41	14	
3128	925-4455	HVAC DUCTING WHT 20X15 6P	122	41	14	
3129	925-4456	HVAC DUCTING WHT 20X15 3P	122	41	14	
3130	925-4460	HVAC DUCTING WHT 20X25 6P	176	59	18	
3131	925-4462	HVAC DUCTING WHT/WHT 20X25 4P	176	59	18	
3132	925-4465	HVAC DUCTING BLUE 20X25 3P	176	59	18	
3133	925-4470	HVAC DUCTING BLUE 24X20 4P	176	59	18	
3134	925-4552	HVAC DUCT WYE ADAPTER 20	158	55	19	
3135	925-4663	HVAC DUCT WYE ADAPTER 20"X12"X12	53	30	19	



**HERC RENTALS - CONTRACT 2019000318-7**  
**EXHIBIT A.3 - 2022 PLATINUM PRICING**

	<b>Cat Class</b>	<b>Description</b>	<b>Month</b>	<b>Week</b>	<b>Day</b>	<b>Change</b>
3136	925-4990	CEILING TILE 24X24 F/8 DUCT	5	5	5	
3137	925-5100	CEILING TILE ONLY 24X24 USED FOR 12IN DU	5	5	5	
3138	925-5105	CEILING TILE KIT 24X24 WITH 12IN DUCT	9	9	9	
3139	925-5110	CEILING TILE 24X24 USED FOR 16IN DUCT	5	5	5	
3140	925-5115	CEILING TILE KIT 24X24 WITH 16IN DUCT	9	9	9	
3141	930-0100	TRASH CHUTE 30X4	72	35	17	
3142	930-2016	MULTI POSITION CART F/ROTARY HAMMER	304	86	29	
3143	930-2070	UTILITY CART/TRAILER NHS 4X6	160	86	30	
3144	930-2073	TILT DEBRIS CART 1/2 CU YD MANUAL	243	84	29	
3145	930-2076	TILT DEBRIS CART 1 CU YD MANUAL	302	115	32	
3146	930-2078	DRYWALL/PANEL CART	212	74	25	
3147	930-2220	HAND DOLLY W/O STRAP 400-700# CAP	48	23	12	
3148	930-2222	APPLIANCE DOLLY W/STRAP 500-700# CAP	93	38	17	
3149	930-2236	FURNITURE/PIANO DOLLY 4 SWIVEL WHEEL	99	45	18	
3150	930-2274	PALLET JACK	194	70	23	
3151	930-3006	HYDRAULIC BOTTLE JACK 12T	59	20	6	
3152	930-3015	HYDRAULIC BOTTLE JACK 22T	87	29	10	
3153	930-3060	HYDRAULIC TOE JACK 10T	183	61	24	
3154	930-3076	SCREW BOTTLE JACK 20 TON	87	29	10	
3155	930-3404	BEAM CLAMP F/4-12 BEAM 3T CAP	220	79	30	
3156	930-3406	BEAM CLAMP F/4-12 BEAM 5T CAP	316	107	36	
3157	930-3599	ROAD PLATE LIFTING RING 1.25IN	24	9	5	ADD
3158	930-3600	ROAD PLATE SWIVEL LIFTING RING 1.25IN	57	22	9	ADD
3159	930-4016	ALUMINUM EXTENSION LADDER 32	219	73	24	
3160	930-4020	ALUMINUM EXTENSION LADDER 40	292	97	32	
3161	930-4068	WIDE STANCE ADJ LEG FBR EXT LADDER 24FT	230	77	27	
3162	930-4072	WIDE STANCE ADJ LEG FBR EXT LADDER 28FT	230	77	27	
3163	930-4074	FIBERGLASS EXTENSION LADDER 32	256	86	29	
3164	930-4082	FIBERGLASS EXTENSION LADDER 40	365	122	41	
3165	930-4084	WIDE STANCE ADJ LEG FBR EXT LADDER 40FT	401	135	45	
3166	930-4162	FIBERGLASS STEP LADDER 12	256	86	29	
3167	930-4166	FIBERGLASS STEP LADDER 16	365	122	41	
3168	930-4244	FIBERGLASS STEP LADDER W/CAGE 4FT	153	54	18	
3169	930-4246	FIBERGLASS STEP LADDER W/CAGE 6FT	153	54	18	
3170	930-4248	FIBERGLASS STEP LADDER W/CAGE 8FT	194	68	23	
3171	930-4250	FIBERGLASS STEP LADDER W/CAGE 10FT	230	77	27	
3172	930-4252	ADJ FBR STEP CAGE LADDER W/WHL 5-9FT	221	72	23	
3173	930-4254	ADJ FBR STEP CAGE LADDER W/WHL 8-14FT	243	81	27	
3174	930-4256	SECTIONS OF TANK LADDER 5	45	16	8	
3175	930-4310	ALUMINUM LADDER PLANK 16	183	61	21	
3176	930-4312	ALUMINUM LADDER PLANK 20	210	73	26	
3177	930-4314	ALUMINUM LADDER PLANK 24	256	86	29	
3178	930-6010	SET OF PALLET FORKS 72 CL2	249	88	37	
3179	930-6030	SET OF PALLET FORKS 72 CL3	220	98	40	
3180	930-6036	SET OF PALLET FORKS 96 CL3	245	90	32	
3181	930-6073	FORK EXTENSION (SET OF 2) 72IN	195	69	27	
3182	930-6076	FORK EXTENSION (SET OF 2) 96IN (BLUE)	159	59	20	
3183	930-6080	SET OF PALLET FORKS F/BUCKETS	217	89	34	
3184	930-6095	CARPET POLE ATTACHMENT	198	69	22	
3185	930-6140	TELEHANDLER BLOCK FORK 48	117	55	26	
3186	930-6160	SKIDSTEER FORK FRAME SET 36 CL2	275	112	38	
3187	930-6164	SKIDSTEER FRAME & FORK SET 42	286	97	41	
3188	930-6166	SKIDSTEER FRAME & FORK SET 48 CL2	225	95	38	
3189	930-6250	LIFT-N-TOW F/FORKLIFT VAR CAP 4-10K HOOK	122	65	16	
3190	930-6252	SWIVEL LIFTING HOOK F/FORKLIFT VAR CAP	470	185	66	



**HERC RENTALS - CONTRACT 2019000318-7**  
**EXHIBIT A.3 - 2022 PLATINUM PRICING**

	<b>Cat Class</b>	<b>Description</b>	<b>Month</b>	<b>Week</b>	<b>Day</b>	<b>Change</b>
3191	930-6260	BOOM ARM F/HANDLER 8-15 4K MAX	648	203	97	
3192	930-6265	TELESCOPING BOOM F/FORKLIFT 42-139	566	199	77	
3193	930-6267	AERIAL LIFT CRIBBING BLOCK 0-8 STEP	135	45	23	
3194	930-6272	GLASS PANEL CRADLE KIT F/BOOM LIFT	148	75	33	
3195	930-6281	PLATFORM RAIL PADDING F/AERIAL LIFT	108	108	108	
3196	930-6510	SOLID TIRE F/SKIDSTEER	370	150	62	
3197	930-6524	TURF/FLOAT TIRE F/TELEHANDLER	304	150	34	
3198	930-7636	FORK SLIP ON BUCKET SMOOTH 72IN 1-1/2YD	291	101	25	
3199	930-7642	FORK SLIP ON BUCKET SMOOTH 96IN 1-3/4YD	267	102	41	
3200	930-7761	SKIDSTEER/CRAWLER BUCKET SMOOTH 66-68IN	324	131	46	
3201	930-7763	SKIDSTEER/CRAWLER BUCKET SMOOTH 72-74IN	324	131	46	
3202	930-7778	SKIDSTEER/CRAWLER BUCKET TOOTH 66-68IN	324	131	46	
3203	930-7781	SKIDSTEER/CRAWLER BUCKET TOOTH 72-74IN	324	131	46	
3204	930-7796	SKIDSTEER SCREENING RAKE/BUCKET 72-78	324	131	46	
3205	930-7912	EXCAVATOR THUMB ATTACHMENT HYDRAULIC	324	131	46	
3206	930-9110	GROUND PROTECTION MAT 4X8 DUAL SIDE	45	32	16	
3207	930-9115	GROUND PROTECTION MAT 10X7 DUAL SIDE	94	43	33	
3208	930-9117	GROUND PROTECTION MAT HD 14X7 DUAL SIDE	97	45	37	
3209	930-9130	GROUND PROTECTION MAT TOOL KIT	158	56	20	
3210	930-9140	GROUND MAT RAMP F/10X7 36 UNDER FLANGE	16	8	5	
3211	930-9141	GROUND MAT RAMP F/10X7 36 OVER FLANGE	16	8	5	
3212	930-9522	SUCTION CUP 8	77	37	17	
3213	931-5002	SCAFFOLD STEP FRAME 1-5/8 5X3	25	10	5	
3214	931-5004	SCAFFOLD STEP FRAME 1-5/8 5X5	23	13	8	
3215	931-5028	SCAFFOLD LADDER FRAME 1-5/8 28X6	26	10	5	
3216	931-5035	SCAFFOLD WALK THRU FRAME 1-5/8 5X6.5	22	7	5	
3217	931-5050	SCAFFOLD CROSS BRACE W/HOLE 7X27 SPACE	9	5	2	
3218	931-5054	SCAFFOLD CROSS BRACE W/HOLE 10X27 SPACE	8	4	1	
3219	931-5056	SCAFFOLD CROSS BRACE W/NOTCH 10X27 SPACE	10	6	5	
3220	931-5092	SCAFFOLD OUTRIGGER 30	10	6	3	
3221	931-5103	SCAFFOLD LEVELING JACK W/O BASE PLATE	11	5	4	
3222	931-5106	SCAFFOLD LEVELING JACK W/BASE PLATE	14	8	6	
3223	931-5142	SCAFFOLD END SAFETY PANEL W/TOEBOARD 5	11	6	3	
3224	931-5146	SCAFFOLD SIDE SAFETY PANEL 7	14	7	3	
3225	931-5148	SCAFFOLD SIDE SAFETY PANEL 10	11	6	3	
3226	931-5156	SCAFFOLD SIDE TOEBOARD 7	10	4	2	
3227	931-5160	SCAFFOLD SIDE TOEBOARD 10	14	5	2	
3228	931-5176	SCAFFOLD CASTER 8	15	8	5	
3229	931-5190	SHORING POST ADJ 6-10 FT	63	35	17	
3230	931-5193	SHORING POST ADJ 7-11 FT	62	37	18	
3231	931-5210	SCAFFOLD WALKBOARD 7	28	11	5	
3232	931-5215	SCAFFOLD WALKBOARD 10	36	18	10	
3233	931-5250	UTILITY SCAFFOLD FRAME 65X29	28	14	9	
3234	931-5252	UTILITY SCAFFOLD ARM BRACE 6	22	11	6	
3235	931-5254	UTILITY SCAFFOLD CASTER 5	8	3	2	
3236	931-5260	UTILITY SCAFFOLD DECK WOOD 6	27	15	7	
3237	931-5408	EA POLE F/ALUM PUMP JACK SYST 24	105	41	14	
3238	931-5410	EA PUMP JACK F/ALUM PUMP JACK SYST	149	59	15	
3239	931-5423	NEST ALUM LADDER PLANK 20X16	197	79	20	
3240	931-5426	NEST ALUM LADDER PLANK 20X24	215	88	24	
3241	932-1010	SHORING RELEASE TOOL 48IN	29	10	5	ADD
3242	932-2045	SHORING SHEETING 4FT ALUMINUM	8	5	2	ADD
3243	932-2050	SHORING SHEETING 6FT ALUMINUM	13	9	5	ADD
3244	932-2055	SHORING SHEETING 8FT ALUMINUM	16	9	5	ADD
3245	932-4070	FINFORM 10FT	89	32	10	ADD

**HERC RENTALS - CONTRACT 2019000318-7**  
**EXHIBIT A.3 - 2022 PLATINUM PRICING**

	<b>Cat Class</b>	<b>Description</b>	<b>Month</b>	<b>Week</b>	<b>Day</b>	<b>Change</b>
3246	932-4075	FINFORM 12FT	110	39	13	ADD
3247	932-4095	FINFORM 8FT	73	26	9	ADD
3248	932-7060	STEEL PLATE 4FTX4FTX1IN	45	13	5	ADD
3249	932-7080	STEEL PLATE 4FTX8FTX1IN	86	23	6	ADD
3250	932-7170	STEEL PLATE 5FTX8FTX1IN	86	23	6	ADD
3251	932-7180	STEEL PLATE 5FTX10FTX1IN	113	30	9	ADD
3252	932-7240	STEEL PLATE 6FTX8FTX1IN	101	26	9	ADD
3253	932-7250	STEEL PLATE 6FTX10FTX1IN	113	30	9	ADD
3254	932-7320	STEEL PLATE 8FTX10FTX1IN	142	39	9	ADD
3255	932-7330	STEEL PLATE 8FTX12FTX1IN	170	47	13	ADD
3256	932-7336	STEEL PLATE 8FTX12FTX1.5IN	304	81	22	ADD
3257	932-7356	STEEL PLATE 8FTX16FTX1.5IN	373	98	26	ADD
3258	932-7370	STEEL PLATE 8FTX20FTX1IN	275	73	18	ADD
3259	932-7500	TIRE CLEANER 8X10FT SOLID RUMBLE PLATE	213	76	19	ADD
3260	940-0160	CABLE 10/4 50FT 30A	29	10	4	
3261	940-0265	CABLE 8/5 50FT BARE	28	10	10	
3262	940-0516	CABLE 2 50FT CAMLOCK 5 BANDED	136	66	29	
3263	940-0570	FEMALE PIGTAIL 2 UNDER 10FT	36	18	6	
3264	940-0571	FEMALE PIGTAIL 2 UNDER 10FT 5 BANDED	36	18	6	
3265	940-0575	MALE PIGTAIL 2 UNDER 10FT	36	18	6	
3266	940-0576	MALE PIGTAIL 2 UNDER 10FT 5 BANDED	36	18	6	
3267	940-0715	CABLE 2/0 50FT CAMLOCK	130	62	24	
3268	940-0720	CABLE 2/0 100FT CAMLOCK	205	96	41	
3269	940-0770	FEMALE PIGTAIL 2/0 UNDER 10FT	13	6	3	
3270	940-0775	MALE PIGTAIL 2/0 UNDER 10FT	13	6	3	
3271	940-0810	CABLE 4/0 25FT CAMLOCK	22	9	8	
3272	940-0815	CABLE 4/0 50FT CAMLOCK	113	59	21	
3273	940-0820	CABLE 4/0 100FT CAMLOCK	119	60	30	
3274	940-0870	FEMALE PIGTAIL 4/0 UNDER 10FT	14	6	2	
3275	940-0880	MALE PIGTAIL 4/0 UNDER 10FT	14	6	2	
3276	940-2120	DISTRO BOX 100A CAM SET IN/5X20A OUT	405	162	65	
3277	940-2123	DISTRO BOX 100A CAM SET IN/12X20A OUT	231	100	57	
3278	940-2256	DISTRO BOX 200A CAM SET IN/6X50A CS	405	162	65	
3279	940-2305	DISTRO BOX 400A CAM SET IN/6X50A CS	642	323	85	
3280	940-2312	DISTRO BOX 400A CAM SET IN/10X50A CS	995	504	174	
3281	940-2514	SPIDER BOX CABLE 6/4 50FT 50A CS	121	56	20	
3282	940-2516	SPIDER BOX CABLE 6/4 100FT 50A CS	224	107	36	
3283	940-2520	SPIDER BOX 50A CS IN/6X20A STR/1X30A TL	181	92	32	
3284	940-2610	QUAD BOX STRING 3 BOX 20A 50' W/L2120	165	50	21	
3285	940-2626	QUAD BOX STRING 3 BOX 30A 50' W/L2130	286	94	33	
3286	940-2640	QUAD BOX CABLE 12/5 50FT L2120	82	33	13	
3287	940-2642	QUAD BOX CABLE 12/5 100FT L2120	122	46	24	
3288	940-2652	QUAD BOX CABLE 10/5 50FT L2130	82	32	13	
3289	940-2654	QUAD BOX CABLE 10/5 100FT L2130	161	49	21	
3290	940-2714	EXTENSION CORD 12/3 50FT	43	20	11	
3291	940-2716	EXTENSION CORD 12/3 100FT	56	23	10	
3292	940-2724	EXTENSION CORD 10/3 50FT 15AMP NEMA 5-15	57	22	9	
3293	940-2970	CABLE RAMP	59	26	14	
3294	940-5000	DRONE BATTERY 1 (RR)	605	151	38	
3295	940-5020	DRONE BATTERY 2 (RR)	302	76	19	
3296	940-5040	DRONE BATTERY 3 (RR)	151	38	10	
3297	940-5060	DRONE ACCESSORY 1 (RR)	189	42	14	
3298	940-5080	DRONE ACCESSORY 2 (RR)	48	23	10	
3299	950-2015	SLING 8FT 4 LEG CHAIN	73	26	9	ADD
3300	950-2017	SLING 8FT 4LEG CABLE	73	26	9	ADD

**HERC RENTALS - CONTRACT 2019000318-7**  
**EXHIBIT A.3 - GOLD PRICING**

	<b>Cat Class</b>	<b>Description</b>	<b>Month</b>	<b>Week</b>	<b>Day</b>	<b>Change</b>
1	100-1050	ROTARY HAMMER 1/4-1 IN SDS PLUS BATT	338	160	45	
2	100-1090	ROTARY HAMMER 3/16-3/4IN SDS PLUS ELEC	338	160	45	
3	100-1110	ROTARY HAMMER SDS MAX COMBO 1-9/16IN BAT	338	160	45	ADD
4	100-1140	ROTARY HAMMER SDS MAX COMBO 1/2-6IN ELEC	405	192	54	
5	100-1150	ROTARY HAMMER SDS MAX COMBO 1/2-3IN ELEC	405	192	54	
6	100-1180	ROTARY HAMMER DRILL AIR	270	128	36	
7	100-1250	BREAKER 10-19LB ELEC	405	192	54	
8	100-1260	BREAKER 20-29LB ELEC	473	224	63	
9	100-1270	BREAKER 30-39LB ELEC	574	272	77	
10	100-1290	BREAKER 50-59LB GAS	743	352	99	
11	100-1300	BREAKER 60-69LB ELEC	675	320	90	
12	100-1310	BREAKER 70-79LB ELEC	743	352	99	
13	100-1320	CART FOR ELECTRIC BREAKER	439	208	59	
14	100-1360	BREAKER 60-69 LB HYD	338	120	45	
15	100-1390	BREAKER 90-99 LB HYD	405	135	48	
16	100-1400	CONCRETE TRANSPONTER LOCATOR BATTERY	405	135	48	
17	100-1405	CONCRETE FERROSCAN REBAR DETECTOR 8IN	2025	675	238	
18	100-1410	CONCRETE SCANNER IMAGE DETECTION SYSTEM	4500	1500	500	
19	100-1415	CONCRETE SCANNER W/LIVE WIRE DETECTION	5400	1800	665	
20	100-1420	CORE DRILL UP TO 3IN HAND HELD ELEC	641	304	86	
21	100-1440	CORE DRILL UPTO 6IN HAND HELD/STAND ELEC	675	320	90	
22	100-1470	CORE DRILL UP TO 12IN STAND ELEC	776	368	104	
23	100-1480	CORE DRILL UP TO 24IN STAND HYDRAULIC	900	400	117	
24	100-1520	DRILL 3/8IN ELEC	135	64	18	
25	100-1550	DRILL 1/2IN ELEC	135	64	18	
26	100-1570	DRILL 3/8IN BATTERY	135	64	18	
27	100-1580	DRILL 1/2IN BATTERY	203	90	24	
28	100-1620	CONCRETE MIXER 3-5CU. FT. PORTABLE ELEC	405	192	54	
29	100-1640	CONCRETE MIXER 6 CU. FT. PORTABLE ELEC	608	270	71	
30	100-1660	CONCRETE MIXER 4 CU. FT. TOWABLE GAS	527	234	62	
31	100-1690	CONCRETE MIXER 9 CU. FT. TOWABLE GAS	641	304	86	
32	100-1710	CONCRETE MIXER 12 CU. FT. TOWABLE GAS	709	336	95	
33	100-1720	MORTAR MIXER 4 CU. FT. PORTABLE ELEC	439	208	59	
34	100-1740	MORTAR MIXER 6 CU. FT. TOWABLE GAS	641	304	86	ADD
35	100-1750	MORTAR MIXER 7 CU. FT. TOWABLE GAS	641	304	86	
36	100-1760	MORTAR MIXER 8 CU. FT. TOWABLE GAS	641	304	86	ADD
37	100-1770	MORTAR MIXER 9 CU. FT. TOWABLE GAS	641	304	86	
38	100-1780	MORTAR MIXER 12 CU. FT. TOWABLE GAS	709	336	95	
39	100-1800	TILT DEBRIS CART 3/4 CU YD BATTERY 750LB	495	214	71	
40	100-1850	CONCRETE W/B PUSH BUGGY 6 CU FT	169	80	23	
41	100-1860	CONCRETE W/B PUSH BUGGY 8 CU FT	169	80	23	
42	100-1862	CONCRETE WHEEL BUGGY 8-10 CU FT BATT	585	261	90	
43	100-1864	CONCRETE WHEEL BUGGY 11-12 CU FT BATT	935	375	150	
44	100-1865	CONCRETE WHEEL BUGGY 16 CU FT. LPG	1249	592	167	
45	100-1870	CONCRETE WHEEL BUGGY 16 CU FT GAS	848	460	149	
46	100-1880	CONCRETE TRACK BUGGY 10 CU FT GAS	495	264	99	
47	100-1885	CONCRETE TRACK BUGGY 12 CU FT GAS	1249	592	167	
48	100-1890	CONCRETE TRACK BUGGY 16 CU FT GAS	1249	592	167	
49	100-1900	CONCRETE BUCKET 1/2 YD	225	92	36	
50	100-1905	CONCRETE BUCKET 1/3 YD	225	92	36	
51	100-1910	CONCRETE BUCKET 3/4 YD	270	104	41	
52	100-1920	CONCRETE BUCKET 1 YD	270	104	41	
53	100-1930	CONCRETE BUCKET 1-1/2 YD	386	144	59	
54	100-1940	CONCRETE BUCKET 2 YD	401	176	68	
55	100-1950	CUTTER REBAR UP TO 1 IN	439	208	59	

**HERC RENTALS - CONTRACT 2019000318-7**  
**EXHIBIT A.3 - GOLD PRICING**

	<b>Cat Class</b>	<b>Description</b>	<b>Month</b>	<b>Week</b>	<b>Day</b>	<b>Change</b>
56	100-2110	CONCRETE VIBRATOR 1HP ELEC	439	208	59	
57	100-2120	CONCRETE VIBRATOR 2HP ELEC	439	208	59	
58	100-2130	CONCRETE VIBRATOR 3HP ELEC	439	208	59	
59	100-2230	HIGH FREQ INTERNAL CONCRETE VIBRATOR	574	272	77	
60	100-2360	CONCRETE VIBRATOR BACKPACK GAS	473	224	63	
61	100-2370	CONCRETE VIBRATOR BACKPACK W/2 BATT 1CHG	1225	400	125	
62	100-2500	CONCRETE SCREED PORTABLE 10-16FT GAS	540	256	72	
63	100-2550	CONCRETE TROWEL MACHINE 36IN W/B ELEC	451	240	68	
64	100-2595	CONCRETE TROWEL MACHINE 24IN W/B GAS	574	272	77	
65	100-2600	CONCRETE TROWEL MACHINE 36IN W/B GAS	574	272	77	
66	100-2610	CONCRETE TROWEL MACHINE 46IN W/B GAS	641	304	86	
67	100-2620	CONCRETE TROWEL MACHINE 48IN W/B GAS	641	304	86	
68	100-2650	CONCRETE TROWEL 96IN POWER RIDE-ON GAS	1688	800	225	
69	100-2690	CONCRETE CHAINSAW 18IN ELECTRIC 1 OR 3PH	446	198	52	
70	100-2692	BATTERY PACK FOR CHAINSAW 480V 16AMP 3PH	1080	540	190	
71	100-2700	CONCRETE CUTOFF SAW 12IN DUSTLES HH ELEC	405	192	54	
72	100-2710	CONCRETE CUTOFF SAW 14IN HAND HELD ELEC	405	192	54	
73	100-2720	CONCRETE CUTOFF SAW 12IN HAND HELD GAS	506	240	68	
74	100-2730	CONCRETE CUTOFF SAW 14IN HAND HELD GAS	506	240	68	
75	100-2740	CONCRETE CUTOFF SAW 16IN HAND HELD GAS	574	272	77	
76	100-2750	CONCRETE CUTOFF SAW 14IN HAND HELD AIR	439	200	57	
77	100-2775	CONCRETE CUTNBRK SAW 14IN HAND HELD ELEC	439	200	57	
78	100-2780	CONCRETE CUTNBRK SAW 16IN HAND HELD GAS	506	240	68	
79	100-2810	CONCRETE PUSH W/B SAW 10-19 HP GAS	574	272	77	
80	100-2820	CONCRETE SELFPROP W/B SAW 10-19 HP GAS	844	400	113	
81	100-2840	CONCRETE SELFPROP W/B SAW 20-29 HP GAS	1013	480	135	
82	100-2850	CONCRETE SELFPROP W/B SAW 30-39 HP GAS	1418	680	221	
83	100-2870	CONCRETE PUSH WB SAW 0-9 HP ELEC 240V 1P	675	320	90	
84	100-2880	CONCRETE SELFPROP W/B SAW 0-9 HP LPN	844	400	113	
85	100-2895	CONCRETE SELFPROP W/B SAW 20-29 HP LPN	1088	512	144	
86	100-2910	CONCRETE SELFPROP W/B SAW 40 - 49 HP DSL	1650	796	288	
87	100-2925	CONCRETE SELFPROP W/B SAW 70 - 79 HP DSL	2438	1180	446	
88	100-2930	CONCRETE PUSH W/B SAW 14IN BLADE AIR	574	272	77	
89	100-2950	CONCRETE EARLY ENTRY SAW PUSH 6IN GAS	911	432	122	
90	100-2960	CONCRETE EARLY ENTRY SAW W/B 10IN GAS	975	456	230	
91	100-2970	CONCRETE EARLY ENTRY SAW W/B 13.5IN GAS	1170	513	242	
92	100-2980	CONCRETE CRACK REPAIR SAW 8IN GAS	435	180	68	
93	100-3070	CONCRETE BRICK SAW 14IN ELEC	608	288	81	
94	100-3075	CONCRETE BRICK SAW 24IN ELEC 3PH 460V	729	324	86	
95	100-3080	CONCRETE BRICK SAW 14IN GAS	608	288	81	
96	100-3210	TILE AND STONE COMBICUT SAW 8IN ELEC	439	208	59	
97	100-3220	TILE AND STONE COMBICUT SAW 10IN ELEC	439	208	59	
98	100-3230	TILE SAW 10IN ELEC	439	208	59	
99	100-3410	CURB MOLDING MACHINE GAS	2220	980	351	
100	100-4000	FLOOR SCRAPER W/B 120LB ELEC	941	418	105	
101	100-4010	FLOOR SCRAPER W/B 270LB ELEC	1368	684	171	
102	100-4020	FLOOR SCRAPER W/B 425LB ELEC	1995	855	285	
103	100-4025	FLOOR SCRAPER W/B 500LB ELEC	2900	1354	451	
104	100-4028	FLOOR SCRAPER RIDE-ON 1800LB LP	5500	2850	950	
105	100-4030	FLOOR SCRAPER RIDE-ON BATTERY 2300LB	5500	2850	950	
106	100-4035	FLOOR SCRAPER RIDE-ON BATTERY 2800LB	7505	3700	1283	
107	100-4040	FLOOR SCRAPER RIDE-ON 2850LB LP	8545	3700	1283	
108	100-4090	ROOFING SCRAPER UP TO 30IN GAS	2205	855	333	
109	100-4100	ROLLER LINOLEUM UP TO 100 LBS	443	183	72	
110	100-4220	GRINDER CONCRETE FLOOR 22IN DUAL115/230V	1013	510	135	

**HERC RENTALS - CONTRACT 2019000318-7  
EXHIBIT A.3 - GOLD PRICING**

	<b>Cat Class</b>	<b>Description</b>	<b>Month</b>	<b>Week</b>	<b>Day</b>	<b>Change</b>
111	100-4230	GRINDER CONCRETE FLOOR 9-11" SINGLE 115V	844	425	113	
112	100-4235	GRINDER CONCRETE EDGE 7IN 115V 1PH	844	425	113	
113	100-4236	GRINDER CONCRETE EDGE 11IN 230V 1PH	1500	680	155	
114	100-4237	GRINDER CONCRETE FLOOR 18IN SINGLE 120V	1688	850	225	
115	100-4239	GRINDER CONCRETE FLOOR 16IN 240V 1PH	1688	850	225	
116	100-4250	GRINDER CONCRETE FLOOR 10IN SINGLE GAS	1013	510	135	
117	100-4255	GRINDER CONCRETE FLOOR 16IN GAS	1688	850	225	
118	100-4260	GRINDER CONCRETE FLOOR 22IN DUAL GAS	1013	510	135	
119	100-4275	GRINDER CONCRETE FLOOR 20IN 240V 1PH	2550	1700	565	
120	100-4280	GRINDER CONCRETE FLOOR 10IN SINGLE LP	881	340	108	
121	100-4281	GRINDER CONCRETE FLOOR 26IN LPG	3905	1560	445	
122	100-4282	GRINDER CONCRETE FLOOR 32IN 480V 3PH MAN	5850	2125	650	
123	100-4284	GRINDER CONCRETE FLOOR 32IN 480V REMOTE	6045	2100	700	
124	100-4286	GRINDER CONCRETE FLOOR 32IN LPG REMOTE	6045	2100	700	
125	100-4290	GRINDER CONCRETE CEILING W/HEPA VAC 120V	244	149	50	
126	100-4295	CONCRETE SCARIFIER PLANER 8IN 115V	1950	1020	270	
127	100-4300	CONCRETE SCARIFIER PLANER 8IN 230V 1PH	1950	1020	270	
128	100-4310	CONCRETE SCARIFIER PLANER 8IN GAS	1950	1020	270	
129	100-4315	CONCRETE SCARIFIER PLANER 8IN LP	1950	1020	270	
130	100-4320	CONCRETE SCARIFIER PLANER 10IN GAS	788	378	135	
131	100-4400	SCABBLER HANDHELD AIR	413	162	54	
132	100-4410	SCABBLER WALK BEHIND 29 IN AIR	1009	497	225	
133	100-4430	TRAFFIC LINE REMOVER	1808	731	293	
134	100-4460	GRINDER BENCH 8 IN ELEC	68	38	14	
135	100-4490	GRINDER DIE 1-1/2 IN ELEC	71	36	14	
136	100-4510	GRINDER DIE 2-1/2 IN ELEC	71	36	14	
137	100-4560	GRINDER POLISH DIAMOND 5IN DUSTLESS ELEC	270	113	48	
138	100-4570	GRINDER DIAMOND 6IN DUSTLESS ELEC	776	368	104	
139	100-4610	SCALER PISTON AIR	56	21	9	
140	100-4620	FLOOR SCALER CHISEL AIR	244	98	36	
141	100-4630	SCALER NEEDLE SCALER FLUX AIR	135	51	18	
142	100-4700	SHOT BLASTER CONCRETE 8 IN 120V W/B	2194	1203	383	
143	100-4705	SHOT BLASTER CONCRETE 10IN 240V 3PH W/B	5740	1660	830	
144	100-4720	MAGNET PULL TO PULL TOWABLE	2126	965	405	
145	100-4810	GRINDER R-ANGLE 4-1/2IN ELEC	71	36	14	
146	100-4820	GRINDER RIGHT ANGLE 5 IN ELEC	71	36	14	
147	100-4830	GRINDER RIGHT ANGLE 6 IN ELEC	71	36	14	
148	100-4840	GRINDER RIGHT ANGLE 7 IN ELEC	71	36	14	
149	100-4850	GRINDER RIGHT ANGLE 9 IN ELEC	86	41	14	
150	100-4970	SANDER DISC 7 IN ELEC	101	48	14	
151	100-5010	SANDER ORBITAL 6IN ELEC	162	72	19	
152	100-5020	SANDER ORBITAL 12 IN FLOOR DUST CONTROL	405	204	54	
153	100-5030	SANDER BELT 3 IN ELEC	135	68	29	
154	100-5040	SANDER BELT 4 IN ELEC	135	68	29	
155	100-5060	SANDER DRYWALL 9 IN HEAD 62 IN REACH	338	160	45	
156	100-5150	DRY ICE BLASTING PACKAGE 40LB	2309	770	309	
157	100-5160	ABRASIVE BLASTING POT 3.5 CU FT	525	230	81	
158	100-5165	ABRASIVE BLASTING POT 6.5 CU FT	1620	405	143	
159	100-5210	NAILER FLOORING AIR	270	128	36	
160	100-5300	SANDER ORBITAL 12 IN FLOOR	405	204	54	
161	100-5310	SANDER DRUM 8 IN ELECTRIC	405	204	54	
162	100-5320	SANDER FLOOR EDGER 7 IN ELECTRIC	270	136	36	
163	100-5330	SANDER ROTARY 16 IN FLOOR DUST CONTROL	405	204	72	
164	100-5400	BUFFER 13IN ELECTRIC	236	119	32	
165	100-5410	BUFFER 17IN ONE SPEED 175 RPM 120V	338	170	45	



**HERC RENTALS - CONTRACT 2019000318-7  
EXHIBIT A.3 - GOLD PRICING**

	<b>Cat Class</b>	<b>Description</b>	<b>Month</b>	<b>Week</b>	<b>Day</b>	<b>Change</b>
166	100-5420	BUFFER 20IN DUAL SPEED 175/320 RPM 120V	405	204	54	
167	100-5430	BURNISHER 20IN HIGH SPEED ELECTRIC	405	204	54	
168	100-5435	BURNISHER 28IN HIGH SPEED LP	1247	441	228	
169	100-5500	SPRAYER PAINT STANDARD AIRLESS	566	316	90	
170	100-5510	SPRAYER PAINT MEDIUM AIRLESS	506	240	68	
171	100-5515	SPRAYER PAINT PAVEMENT STRIPER GAS	1530	720	190	
172	100-5530	SPRAYER ACOUSTICAL STANDARD	473	224	63	
173	100-5620	NAILER FRAMING AIR	203	96	27	
174	100-5630	NAILER FINISHING AIR	203	96	27	
175	100-5632	NAILER FINISHING BATTERY	360	160	63	
176	100-5640	NAILER ROOFING AIR	203	96	27	
177	100-5650	STAPLER FLOORING AIR	203	96	27	
178	100-5670	NAILER SIDING AIR	203	96	27	
179	100-5990	DRILL 3/8 IN RIGHT ANGLE ELEC	169	80	23	
180	100-6000	DRILL 1/2 IN RIGHT ANGLE ELECTRIC	169	80	23	
181	100-6040	DRILL GAS	236	112	32	
182	100-6050	DRILL TEE FORMING ELEC	720	266	105	
183	100-6100	SCREWGUN	75	40	14	
184	100-6110	SCREWGUN W/ AUTO FEED	199	92	36	
185	100-6150	PLANER HAND HELD 1 TO 3-1/4 IN ELEC	171	81	29	
186	100-6200	PLANER BENCH 12 IN ELEC	368	200	68	
187	100-6250	GUN HEAT UP TO 1000 DEGREE ELEC	34	16	9	
188	100-6500	SAW JIG HAND HELD ELEC	34	16	9	
189	100-6510	SAW CIRCULAR 7 1/4IN BLADE ELEC	135	64	18	
190	100-6520	SAW CIRCULAR 10 1/4IN BLADE ELEC	203	96	27	
191	100-6530	SAW CIRCULAR 16 IN ELEC	338	160	45	
192	100-6540	SAW WORM DRIVE TYPE 7-1/4IN ELEC	135	64	18	
193	100-6560	SAW RECIPROCATING HAND BATTERY	135	64	18	
194	100-6570	SAW RECIPROCATING HAND ELEC	135	64	18	
195	100-6620	SAW MITER SLIDE COMPOUND 12 IN ELEC	304	144	41	
196	100-6640	SAW CHOP 14IN BLADE ELEC	270	128	36	
197	100-6650	SAW TABLE 10IN BLADE ELEC	304	144	41	
198	100-6670	SAW TOE KICK ELEC	203	72	27	
199	100-6680	SAW FLUSH CUT ELEC	213	86	30	
200	100-6710	SAW BANDSAW HAND ELEC	270	128	36	
201	100-6810	STUD GUN FASTENER	304	144	41	
202	100-6900	BUFFER AUTOBODY POLISHER UP TO 9 IN ELEC	122	45	19	
203	100-7010	WALLPAPER REMOVER LARGE	236	112	32	
204	100-7020	CARPET BONDING IRON	150	64	18	
205	100-7030	SHEETROCK JACK	236	112	32	
206	100-7040	SIDING BRAKE	94	40	18	
207	100-7050	METAL DETECTOR FERROUS	270	128	36	
208	100-7060	METAL DETECTOR TREASURE	135	52	18	
209	100-7090	JEEPER PIPE INSPECTOR	169	60	23	
210	100-7110	LEVEL OPTICAL TRANSIT	244	92	36	
211	100-7140	LEVEL LASER PIPE	829	384	149	
212	100-7160	LEVEL LASER VISIBLE	439	208	59	
213	100-7250	SNIFFER CONFINED SPACE 4-GAS DETECTOR	591	209	74	
214	100-7515	CABLE BENDER HYD W/FOOT PUMP	293	180	95	
215	100-7525	CABLE CUTTER 2IN HAND HELD BATTERY	405	135	48	
216	100-7526	CABLE CUTTER 4IN REMOTE BATTERY	630	315	119	
217	100-7530	CONDUIT BENDING TABLE	400	200	100	
218	100-8220	SAFETY CONFINED SPACE ENTRY TRIPOD	525	208	81	
219	100-8225	SIDE ENTRY SAFETY RETREIVAL SYS W/WINCH	1350	482	185	
220	100-8230	SAFETY WINCH EVAC 50	169	76	27	



**HERC RENTALS - CONTRACT 2019000318-7  
EXHIBIT A.3 - GOLD PRICING**

	<b>Cat Class</b>	<b>Description</b>	<b>Month</b>	<b>Week</b>	<b>Day</b>	<b>Change</b>
221	100-8235	SAFETY LIFELINE 65	284	144	72	ADD
222	100-8240	FALL PROTECTION SELF-RETRACTING YOYO 60	322	112	32	
223	100-8250	SAFETY WINCH EVAC 130	899	288	76	
224	100-8265	TRAILER MOUNTED FALL PROTECTION MANUAL	2000	950	380	
225	100-8270	TRAILER MOUNTED FALL PROTECTION ELECTRIC	2000	950	380	
226	100-8275	ALL TERRAIN MOBILE FALL PROTECTION GAS	4950	2000	805	
227	100-8280	FALL PROTECTION TOWER INDOOR PUSH/PULL	2340	950	380	
228	100-8290	FALL PROTECTION ROLLING DECK EDGE SYSTEM	1100	380	190	
229	105-1605	VACUUM BACKPACK	205	73	24	
230	105-1630	VACUUM WET/DRY 6-9 GALLON 110-150CFM	169	85	23	
231	105-1650	VACUUM WET/DRY 10-15 GALLON 135CFM	203	102	27	
232	105-1680	VACUUM WET/DRY W/PUMP 19 GALLON	446	191	68	
233	105-1700	VACUUM WET/DRY INDUSTRIAL 55 GALLON	338	170	45	
234	105-1702	VACUUM WET/DRY INDUSTRIAL 55GAL QUAD AIR	810	270	95	
235	105-1703	VACUUM WET/DRY 55 GALLON AIR HAZ LOC	630	225	119	
236	105-1705	VACUUM COREDRILL WATER MANAGEMENT SYSTEM	338	170	50	
237	105-1715	VACUUM CANISTER DRY SILICA 150 CFM 120V	261	114	29	
238	105-1720	VACUUM DROP BAG DRY SILICA 130 CFM 120V	261	114	29	
239	105-1725	VACUUM CANISTER DRY SILICA 200 CFM 120V	380	166	43	
240	105-1735	VACUUM DROP BAG DRY SILICA 200 CFM 120V	380	166	43	
241	105-1740	VACUUM DROP BAG DRY SILICA 250 CFM 120V	380	166	43	
242	105-1743	VACUUM DROP BAG DRY SILICA 300 CFM 240V	750	325	85	
243	105-1744	VACUUM DROP BAG DRY SILICA 300 CFM LP	750	325	85	
244	105-1745	VACUUM CANISTER DRY SILICA 300 CFM 120V	380	166	43	
245	105-1746	VACUUM DROP BAG DRY SILICA 300 CFM 120V	380	166	43	
246	105-1747	VACUUM DROP BAG DRY SILICA 350 CFM 480V	1250	430	140	
247	105-1749	VACUUM DROP BAG DRY SILICA 400 CFM LP	1600	945	310	
248	105-1800	VACUUM WATER EXTRACTOR W/AUTO PUMPOUT	506	230	81	
249	105-1810	EXTRACTOR RIDE-ON FLOOD PUMPER	2288	1148	495	
250	105-1820	EXTRACTOR LARGE LOSS SKID GAS	3000	1479	653	
251	105-1920	WASHER STEAMER 250 PSI 2 GPM 115 V ELEC	1215	540	143	
252	105-2000	WASHER 1000-1999 PSI GAS	540	256	72	
253	105-2010	WASHER 1000 PSI ELEC 120V 12.5-15AMP	540	256	72	
254	105-2020	WASHER 2000-2999 PSI GAS	540	256	72	
255	105-2030	WASHER 2000-2999 PSI LPN	540	256	72	
256	105-2040	WASHER 3000 PSI DSL	810	384	108	
257	105-2050	WASHER 3000-3999 PSI GAS	675	320	90	
258	105-2060	WASHER 4000-4999 PSI GAS	675	320	90	
259	105-2065	WASHER 4000 PSI DUEL WAND & ROTARY GAS	975	475	130	
260	105-2070	WASHER 5000-5999 PSI GAS	975	448	126	
261	105-2500	WASHER 2000-2999 PSI HOT WATER GAS	1080	512	144	
262	105-2505	WASHER 1000-1999 PSI HOT WATER ELEC	900	512	144	
263	105-2515	WASHER 3000-3999 PSI HOT WATER GAS	1215	576	162	
264	105-2800	WASHER TRAILER MOUNTED 3000 PSI DSL	1395	680	284	
265	105-2805	WASHER TRAILER NO TANK 3-4K PSI HOT GAS	1395	680	284	
266	105-2810	WASHER TRAILER W/TANK 3-4K PSI HOT GAS	1395	680	284	
267	105-2830	WASHER TRAILER MNT 3000-3999PSI HOT DSL	1395	680	284	
268	105-2840	WASHER TRAILER MNT 4000-4999PSI COLD DSL	2025	840	340	
269	105-3000	SWEEPER CONSTRUCTION RIDE ON 3 WHEEL	1515	664	279	
270	105-3020	SWEEPER CONSTRUCTION RIDE ON 4 WHEEL CAB	2100	840	338	
271	105-3500	KOMBI POWERHEAD UNIT GAS	299	133	33	
272	105-3580	SWEEPER W/B PUSH 25 IN PATH BATTERY	990	451	166	ADD
273	105-3585	SWEEPER W/B SELF-PROP 28-30 IN PATH BATT	1215	523	185	ADD
274	105-3590	SWEEPER W/B SELF-PROP 34 IN PATH BATTERY	1510	589	209	
275	105-3596	SWEEPER W/B 36 IN PATH GAS	455	135	110	

**HERC RENTALS - CONTRACT 2019000318-7  
EXHIBIT A.3 - GOLD PRICING**

	<b>Cat Class</b>	<b>Description</b>	<b>Month</b>	<b>Week</b>	<b>Day</b>	<b>Change</b>
276	105-3598	SWEeper MICRO 38-41IN PATH RIDE-ON BATT	2160	855	276	ADD
277	105-3600	SWEeper MID-SIZED 50 IN RIDE-ON LP	2400	988	360	
278	105-3610	SWEeper LARGE 62 IN RIDE-ON LP	2600	1216	428	
279	105-3615	SWEeper LARGE 62 IN RIDE-ON DSL	3986	1632	617	
280	105-3620	SWEeper INDUSTRIAL 66 IN RIDE ON DSL	6175	2470	865	
281	105-3640	HIGH VOLUME OUTDOOR SWEeper DSL	10688	5130	2166	
282	105-3650	LITTER VACUUM RIDE ON OUTDOOR	3705	1482	523	
283	105-3700	SCRUBBER W/B 15 IN PATH ELECTRIC	338	122	33	
284	105-3702	SCRUBBER W/B 14-15 IN PATH BATTERY	765	295	114	
285	105-3710	SCRUBBER W/B 20 IN PATH BATTERY	1575	648	228	
286	105-3715	SCRUBBER W/B 32 IN PATH BATTERY	1900	760	266	
287	105-3719	SCRUBBER RIDE-ON 26-30IN PATH BATTERY	2205	950	356	ADD
288	105-3720	SCRUBBER RIDE-ON 36-39 IN PATH CYL BATT	2470	998	380	
289	105-3722	SCRUBBER RIDE-ON 36-39 IN PATH DISK BATT	2470	998	380	ADD
290	105-3740	SCRUBBER RIDE-ON 40-54 IN PATH CYL LP	3175	1368	475	
291	105-3760	SWEeper/SCRUBBER INDUST RIDE-ON LPG 40IN	3705	1482	523	
292	105-3765	SWEeper/SCRUBBER INDUST RIDE-ON LPG 48IN	4320	1980	689	
293	105-3800	VACUUM WALK BEHIND LEAF	709	264	72	
294	105-3810	CARPET EXTRACTOR/CLEANER PORTABLE	270	136	36	
295	105-3815	CARPET EXTRACTOR/CLEANER PORTABLE W/HEAT	405	180	48	
296	105-3816	CARPET EXTRACTOR/CLEANER WALKBEHIND	378	200	67	ADD
297	105-3820	CARPET EXTRACTOR/CLEANER SPOT HANDHELD	169	85	23	
298	110-1530	LIGHT CART LED 150 WATT HAZ LOC	236	90	32	
299	110-1550	LIGHT STAND LED 1-LAMP FLOOD	140	70	18	
300	110-1553	LIGHT CART LED 200 WATT 1-LAMP	225	77	45	
301	110-1555	LIGHT CART LED 300-400 WATT 2-LAMP	300	120	65	
302	110-1560	LIGHT CART 400 WATT METAL HALIDE	395	150	69	
303	110-1570	LIGHT WOBBLE LED 36IN	280	135	36	
304	110-1575	LIGHT LED 360 DEGREE TRIPOD 115V	100	40	15	
305	110-1577	LIGHT LED 360 DEGREE BATTERY	140	50	20	
306	110-1580	LIGHT BALLOON LAMP LED 300/575 WATT	395	150	69	
307	110-1582	LIGHT BALLOON LAMP 1000 WATT LED	395	150	69	ADD
308	110-1590	LIGHT BALLOON LAMP 1000 WATT HALIDE	395	150	69	
309	110-1700	LIGHT PEDESTAL 1000 WATT ELEC	184	80	32	
310	110-1710	LIGHT PEDESTAL 2000 WATT ELEC	184	80	32	
311	110-1720	LIGHT CART 2000 WATT HALIDE 2-LAMP	338	162	57	
312	110-1850	LIGHT CRANE LED 450-500W	195	75	26	
313	110-2000	LIGHT DROP LED 120V HAZ LOC	70	25	9	
314	110-2010	LIGHT FLOOD INCAN 110V HAZ LOC ELEC	350	120	45	
315	110-2015	LIGHT AREA LED W/TRIPOD HAZ LOC	540	180	60	
316	110-2020	LIGHT STAND AIR 250W HAZ LOC	743	264	99	
317	110-2030	LIGHT BRICK LED HAZ LOC	1040	370	135	
318	110-2040	LIGHT FLOOD HAZ LOC AIR	675	240	90	
319	110-2041	LIGHT FLOOD AIR LED HAZ LOC	810	270	95	
320	110-2043	LIGHT TUBULAR LED FOR INSPECTION HAZ LOC	160	45	15	
321	110-2050	LIGHT STRING LED 100FT HAZ LOC	911	324	122	
322	110-2055	LIGHT STRING 80FT LED 12V HAZ LOC	405	208	95	
323	110-2080	LIGHT STRING INCAN 12V HAZ LOC	1040	390	144	
324	110-2100	LIGHT WORK INCAN 120V HAZ LOC	101	48	14	
325	110-2110	LIGHT WORK INCAN 120V/12V HAZ LOC	304	144	41	
326	115-1500	TILLER 1 HP 10IN WIDTH HAND HELD	270	128	36	
327	115-1550	TILLER 4-5 HP 20-26IN WIDTH MID TINE	473	224	63	
328	115-1570	TILLER 6-8 HP 18-20IN WIDTH REAR TINE	473	224	63	
329	115-1590	TILLER 9-13 HP 18-20IN WIDTH REAR TINE	911	432	122	
330	115-1595	TILLER 10-13 HP 20-26IN WIDTH REAR TINE	911	432	122	

**HERC RENTALS - CONTRACT 2019000318-7**  
**EXHIBIT A.3 - GOLD PRICING**

	<b>Cat Class</b>	<b>Description</b>	<b>Month</b>	<b>Week</b>	<b>Day</b>	<b>Change</b>
331	115-1610	TOPDRESSER 10 CUFT 30IN WALKBEHIND GAS	1350	600	150	
332	115-1700	SOD CUTTER 12IN CUT W/B	641	304	86	
333	115-1710	SOD CUTTER 18IN CUT W/B	641	304	86	
334	115-1730	SOD ROLLER 30IN WALKBEHIND GAS	810	360	95	
335	115-1770	DETHATCHER 20-22IN WALKBEHIND	555	265	75	
336	115-1810	AERATOR 10-19IN WIDTH WALKBEHIND	574	280	80	
337	115-1820	AERATOR 20-29IN WIDTH WALKBEHIND	900	430	120	
338	115-1840	AERATOR 20-29 IN WIDTH RIDE ON	1925	730	220	
339	115-1850	OVERSEEDER WALKBEHIND GAS	825	340	117	
340	115-1880	HYDRO SEEDER TRAILER MNT 600-700 GALLON	3155	1110	425	
341	115-1950	EDGER LAWN	300	160	45	
342	115-1955	EDGER LAWN WALK BEHIND	405	216	57	
343	115-1960	BED EDGER	581	260	86	
344	115-2020	HEDGE TRIMMER 24IN ELEC	221	108	32	
345	115-2030	HEDGE TRIMMER 30IN ELEC	221	108	32	
346	115-2060	HEDGE TRIMMER 24IN GAS	263	144	41	
347	115-2070	HEDGE TRIMMER 24IN ON A 42IN SHAFT GAS	296	156	54	
348	115-2080	HEDGE TRIMMER 30IN GAS	296	156	54	
349	115-2180	MOWER HIGH WHEELED STRING TRIMMER GAS	324	162	57	
350	115-2190	MOWER LAWN 20-24IN PUSH GAS	203	96	27	
351	115-2200	MOWER LAWN 20-24IN SELF PROPELLED GAS	270	128	36	
352	115-2230	MOWER BRUSH 24-26IN SELF PROPELLED GAS	776	368	104	
353	115-2240	MOWER LAWN 36-48IN RIDING GAS	878	416	117	
354	115-2250	MOWER LAWN 49-60IN RIDING GAS	1013	476	135	
355	115-2260	MOWER LAWN 49-60IN RIDING DIESEL	1249	592	167	
356	115-2320	WEED EATER GAS	360	96	36	
357	115-2405	RAKE POWER W/B GAS	748	360	95	
358	115-2410	LEAF BLOWER HANDHELD GAS	135	64	18	
359	115-2420	LEAF BLOWER BACKPACK GAS	236	112	32	
360	115-2430	LEAF BLOWER WALKBEHIND GAS	371	176	50	
361	115-2435	STRAW BLOWER 4 TON PER HOUR	1164	413	133	
362	115-2440	STRAW BLOWER 7 TON PER HOUR	1187	531	228	
363	115-2450	BLOWER DEBRIS TOW BEHIND GAS	4560	1530	428	
364	115-2490	POSTHOLE AUGER ONE MAN GAS	675	320	90	
365	115-2500	POSTHOLE AUGER ONE MAN TOWABLE GAS	675	320	90	
366	115-2540	POSTHOLE AUGER TWO MAN GAS	675	320	90	
367	115-2600	POST DRIVER 55LB AIR	675	320	90	
368	115-2610	POST DRIVER 45LB GAS	675	320	90	
369	115-2650	POST PULLER 3 TON MANUAL	169	60	23	
370	115-2700	CHAIN SAW 16IN ELECTRIC	304	144	41	
371	115-2754	POLE PRUNER 7IN REACH GAS	338	160	45	
372	115-2755	POLE PRUNER SAW 8-12FT REACH GAS	371	176	50	
373	115-2760	CHAIN SAW 14IN GAS	371	176	50	
374	115-2770	CHAIN SAW 16IN GAS	371	176	50	
375	115-2780	CHAIN SAW 18IN GAS	439	208	59	
376	115-2790	CHAIN SAW 20IN GAS	439	208	59	
377	115-2810	CHAIN SAW 25IN GAS	506	240	68	
378	115-2820	CHAIN SAW 28IN GAS	574	272	77	
379	115-2840	CHAIN SAW 32IN GAS	574	272	77	
380	115-2890	CHAIN SAW CONCRETE 12-16IN GAS	859	392	113	
381	115-2900	LOG SPLITTER 20-30 TON TRAILER MTD GAS	641	304	86	
382	115-2970	GRILL TRAILER MOUNTED W/ROTISSURIE LPG	675	320	90	
383	115-3510	BRUSH CHIPPER 6-7IN 20 - 25 HP GAS	1575	780	293	
384	115-3540	BRUSH CHIPPER 12IN 49 - 74 HP DSL	2700	1080	450	
385	115-3545	BRUSH CHIPPER 12IN 49 - 90 HP GAS	2700	1080	450	

**HERC RENTALS - CONTRACT 2019000318-7**  
**EXHIBIT A.3 - GOLD PRICING**

	<b>Cat Class</b>	<b>Description</b>	<b>Month</b>	<b>Week</b>	<b>Day</b>	<b>Change</b>
386	115-3570	BRUSH CHIPPER 18IN 170 - 179 HP DSL	4500	2000	765	
387	115-3600	STUMP GRINDER 10 - 19 HP GAS	1313	600	215	
388	115-3610	STUMP GRINDER 20 - 29 HP GAS	1350	615	235	
389	115-3640	STUMP GRINDER 60 - 69 HP DSL	2475	1320	495	
390	115-4010	CHARGER BATTERY 1 TO 24 V	203	72	27	
391	120-1520	CHIPPING HAMMER RETAINER 13-20 LB AIR	304	144	41	
392	120-1540	CHIPPING HAMMER RETAINER 26-31 LB AIR	338	160	45	
393	120-1610	BREAKER 30-39LB AIR	304	144	41	
394	120-1620	BREAKER 40-49LB AIR	338	160	45	
395	120-1640	BREAKER 60-69LB AIR	371	176	50	
396	120-1660	BREAKER 90-99LB AIR	473	224	63	
397	120-1695	CLAY DIGGER 20-29 LB AIR	304	144	41	
398	120-1700	CLAY DIGGER 30-39 LB AIR	304	144	41	
399	120-1750	ROCK DRILL 1-9 LB AIR	405	192	54	
400	120-1760	ROCK DRILL 10-19 LB AIR	439	208	59	
401	120-1780	ROCK DRILL 30-39 LB AIR	473	224	63	
402	120-1800	ROCK DRILL 40-49 LB AIR	540	256	72	
403	120-1810	ROCK DRILL 50-59 LB AIR	574	272	77	
404	120-1820	ROCK DRILL 60-69 LB AIR	574	272	77	
405	120-1900	ROCK SPLITTER	831	299	95	
406	120-1910	ROCK SPLITTER POWER BOX	595	270	109	
407	120-2010	RIVET BUSTER 6 IN STROKE	188	72	32	
408	120-2020	CHIPPING HAMMER 4IN STROKE ROUND	188	72	32	
409	120-2030	RIVET BUSTER 8IN STROKE	506	240	68	
410	120-2040	RIVET BUSTER 11IN STROKE	540	256	72	
411	120-3000	GRINDER BATWING 7INCH AIR	135	48	18	
412	120-3010	GRINDER ANGLE 4 IN AIR	135	48	18	
413	120-3020	GRINDER HORIZ 7 IN AIR	135	48	18	
414	120-3025	GRINDER VERTICAL 7 IN AIR	126	67	19	
415	120-3030	GRINDER STRAIGHT AIR	101	36	14	
416	120-3040	GRINDER DIE RIGHT ANGLE 1/4IN AIR	101	36	14	
417	120-3050	GRINDER DIE 1/4IN AIR	101	36	14	
418	120-3500	DRILL HORIZ 1/2INCH AIR	135	48	18	
419	120-3510	DRILL HORIZ 3/8 AIR	100	36	15	
420	120-3550	CONCRETE SLAB DRILL SINGLE 5/8-2.5IN AIR	2700	900	300	
421	120-3600	SAW CIRCULAR 8 1/4INCH AIR	203	72	27	
422	120-3610	SAW RECIPROCATING HAND AIR	244	96	36	
423	120-3620	SAW HACK HAND HELD AIR	244	96	36	
424	120-3630	SAW BAND HAND AIR	244	96	36	
425	120-3640	SAW TIG AIR	244	96	36	
426	120-3990	PIERCING TOOL 2 IN AIR	825	292	131	
427	120-4000	PIERCING TOOL 3 IN AIR	1350	480	203	
428	120-4010	PIERCING TOOL 4 IN AIR	2194	1040	293	
429	125-1200	PUMP HYDROSTATIC TEST 3000 PSI MANUAL	394	148	68	
430	125-1205	PUMP HYDROSTATIC TEST 6000 PSI MANUAL	371	132	54	
431	125-1210	PUMP HYDROSTATIC TEST 500 PSI ELEC	600	256	104	
432	125-1220	PUMP HYDROSTATIC TEST 300 PSI GAS	600	256	104	
433	125-1240	PUMP HYDROSTATIC TEST 500 PSI GAS	600	256	104	
434	125-1250	PUMP HYDROSTATIC TEST 3000 PSI GAS	720	288	109	
435	125-1260	PUMP HYDROSTATIC TEST 3000 PSI ELEC STD	720	288	109	
436	125-1270	PUMP HYDROSTATIC TEST 3600PSI HYD STD	1350	640	180	
437	125-1290	PUMP HYDROSTATIC TEST 10000 PSI 2 STAGE	1190	425	160	
438	125-1300	PUMP HYDROSTATIC TEST 10000 PSI AIR	600	256	104	
439	125-1420	PIPE SNAKE 1/2IN WIDE 75FT CABLE	405	192	54	
440	125-1440	PIPE SNAKE 2IN WIDE 50FT CABLE	405	192	54	

**HERC RENTALS - CONTRACT 2019000318-7  
EXHIBIT A.3 - GOLD PRICING**

	<b>Cat Class</b>	<b>Description</b>	<b>Month</b>	<b>Week</b>	<b>Day</b>	<b>Change</b>
441	125-1450	PIPE SNAKE 2-4IN WIDE 100FT CBLE SELF FE	675	304	108	
442	125-1460	PIPE SNAKE 1-2IN WIDE 25FT CABLE	188	100	41	
443	125-1470	PIPE SNAKE 4-6IN WIDE 100FT CABLE	506	240	68	
444	125-1500	SEWER JETTER ELEC	574	272	77	
445	125-1510	SEWER JETTER GAS	619	304	113	
446	125-1590	THERMAL IMAGING INFARED CAMERA	925	360	125	
447	125-1595	CAMERA SEWER 1-1/2-3 HANDHELD	540	315	143	
448	125-1600	CAMERA SEWER 3-10	1350	640	180	
449	125-1610	BURIED LINE PIPE AND CAMERA LOCATOR	338	160	45	
450	125-1615	BURIED LINE TRANSMITTER NO LOCATOR	334	88	50	
451	125-1990	CONDUIT BENDER MECHANICAL 1 IN	310	155	41	
452	125-1994	CONDUIT BENDER MECHANICAL EMT/IMC RID 2IN	1418	709	187	
453	125-1997	PVC HEATER/BENDER 4 IN 120V	386	144	54	
454	125-1998	PVC HEATER/BENDER 6 IN 230V	398	152	64	
455	125-2000	CONDUIT BENDER UP TO 2 555 ELEC	743	264	99	
456	125-2010	CONDUIT BENDER 2-1/2-4IN EMT/IMC/RIGID	1283	608	171	
457	125-2015	CONDUIT BENDER 1/2-2 PROGRAMABLE ELEC	1150	446	185	
458	125-2020	CONDUIT BENDER PVC/RIG/EMT/IMC 1/2-2 ELE	885	384	144	
459	125-2025	SS TUBING BENDER 1/4-3/4 KIT W/CUTTER	600	300	100	
460	125-2030	BENDER CUTTER REBAR 3/4 HYD	671	248	95	
461	125-2040	BENDER REBAR 0 TO 180 HYD	671	248	95	
462	125-2050	REBAR TYING TOOL BATTERY	540	180	57	
463	125-2052	PIPE CUTTER 258 2.5-8IN CAP ELECTRIC	405	248	119	
464	125-2054	PIPE CUTTER 258XL 8-12IN CAP ELECTRIC	945	473	200	
465	125-2060	PIPE CUTTER UP TO 36" AIR	2689	960	335	
466	125-2110	PIPE CUTTER 8 STRAIGHT	293	144	54	
467	125-2120	PIPE CUTTER 12 STRAIGHT	368	168	63	
468	125-2130	PIPE CUTTER 16 STRAIGHT	431	192	72	
469	125-2140	PIPE CUTTER 20 STRAIGHT	518	216	76	
470	125-2150	PIPE CUTTER 24 STRAIGHT	619	240	90	
471	125-2160	PIPE CUTTER BEVELLER 2-4	203	72	27	
472	125-2170	PIPE CUTTER BEVELLER 3-8	223	79	30	
473	125-2180	PIPE CUTTER BEVELLER 7-12	270	96	36	
474	125-2190	PIPE CUTTER BEVELLER 14-20	371	132	50	
475	125-2200	PIPE CUTTER BEVELLER 20-26	506	180	68	
476	125-2210	PIPE CUTTER BEVELLER 24-30	574	204	77	
477	125-2220	PIPE CUTTER BEVELLER 30-36	641	228	86	
478	125-2230	PIPE CUTTER BEVELLER 4IN AND UP ELEC	540	192	72	
479	125-2260	PIPE CUTTER BEVELLING BAND 96	473	168	63	
480	125-2300	PIPE THREADER 535 1/8-2 ELEC	650	380	135	
481	125-2310	PIPE THREADER 1224 1/4-4 ELEC	900	400	176	
482	125-2315	PIPE THREADER 2-1/2 TO 6IN ELECTRIC	2025	675	238	
483	125-2320	PIPE THREADER 700 POWER PONY	473	168	63	
484	125-2340	PIPE THREADER GEARED ATTACH 2 1/2-4 141	405	144	54	
485	125-2350	PIPE THREADER GEARED ATTACH 4-6 161	473	168	63	
486	125-2360	PIPE THREADER 300 1/8-2 ELEC	660	352	108	
487	125-2380	PRO PEX PIPE EXPANDER 1/2 3/4 1IN BATT	169	60	23	
488	125-2405	FLANGE SPREADER 5 TON HYD DROP PIN	338	120	45	
489	125-2410	FLANGE SPREADER 5TONS RATCHET	169	96	41	
490	125-2420	FLANGE SPREADER 1TON HYD	68	24	9	
491	125-2425	FLANGE SPREADER 5TON HYD	185	90	45	
492	125-2440	FLANGE SPREADER 10 TON HYD DROP PIN	473	168	63	
493	125-2450	FLANGE SPREADER 14TON HYD	540	192	72	
494	125-2460	FLANGE SPREADER 20TONS RATCHET	574	204	77	
495	125-2465	FLANGE SPREADER 25 TON W/PUMP HYD	891	297	105	



**HERC RENTALS - CONTRACT 2019000318-7**  
**EXHIBIT A.3 - GOLD PRICING**

	<b>Cat Class</b>	<b>Description</b>	<b>Month</b>	<b>Week</b>	<b>Day</b>	<b>Change</b>
496	125-2472	FLANGE ALIGNMENT 8000LBS FAT8KM	882	468	119	
497	125-2473	FLANGE ALIGNMENT 8000LBS FA4TM	1326	833	233	
498	125-2475	FLANGE ALIGNMENT 10000LBS FAT10KM	882	468	119	
499	125-2510	CLAMP ADJ CHAIN 4-16	101	36	14	
500	125-2520	CLAMP ADJ CHAIN 6-36	160	57	20	
501	125-2530	STAND VISE PIPE YOKE	101	36	14	
502	125-2550	STAND VISE PIPE CHAIN	23	8	5	
503	125-2560	LOCATOR PIPE DIGITAL KIT	671	248	95	
504	125-2565	PIPE FREEZING TOOL 1/2 TO 2-1/2 IN ELEC	780	415	120	
505	125-2570	PIPE ROLL GROOVER ATTACHMENT 2-12	338	120	45	
506	125-2572	PIPE ROLL GROOVER MANUAL 2 TO 6IN CAP	383	135	71	
507	125-2640	RACK CONDUIT	68	24	9	
508	125-2660	18X4HOSE RACKS W/FORKLIFT SLOTS/RISER	413	172	81	
509	125-2670	WELDER FRAME 6 PACK	124	76	32	
510	125-2690	PIPE PRESS TOOL PRO 1/2 - 2 IN BATT	506	240	68	
511	125-2692	PRESSING RING KIT 2-1/2IN-4IN	400	200	110	
512	125-2695	PIPE PRESS MEGA KIT 1/2 - 2IN STD TOOL	450	225	119	
513	130-1210	DRILL MAGNETIC BASE 1/2IN ELEC	473	168	63	
514	130-1220	DRILL MAGNETIC BASE 3/4IN ELEC	574	204	77	
515	130-1230	DRILL MAGNETIC BASE 1 TO 1-1/2IN ELEC	743	264	99	
516	130-1240	DRILL MAGNETIC BASE 1-5/8 TO 2IN ELEC	743	264	99	
517	130-1250	DRILL MAGNETIC BASE 2 TO 2-1/2IN ELEC	810	285	105	
518	130-1260	DRILL MAGNETIC BASE 3IN ELEC	911	324	122	
519	130-1280	DRILL MAGNETIC BASE 2-1/6IN AIR	945	336	126	
520	130-1300	KNOCKOUT SET UP TO 4IN MANUAL HYD	200	80	35	
521	130-1305	KNOCKOUT SET 2IN BATTERY	200	80	35	
522	130-1310	KNOCKOUT SET 4IN BATTERY	200	80	35	
523	130-1450	SHEARS SHEET METAL ELEC	83	36	14	
524	130-1460	SHEARS CEMENT SIDING ELEC	184	76	35	
525	130-1470	STRUT SHEAR KIT W/ PUMP	900	520	225	
526	130-1480	SHEAR PIPE CUTTER UP TO 5IN HYD	1620	675	285	
527	130-1550	CABLE CRIMPER W/ DIE KIT 12T MANUAL HYD	563	192	72	
528	130-1555	CABLE CRIMPER DIELESS 12TON BATTERY	765	240	100	
529	130-1560	CABLE CRIMPER 15 TON 18V BATTERY U-DIE	650	520	216	
530	130-1650	WRENCH IMPACT 1/2IN BATTERY	169	80	23	
531	130-1670	WRENCH IMPACT 1/2IN ELEC	270	96	36	
532	130-1680	WRENCH IMPACT 3/4IN ELEC	304	108	41	
533	130-1690	WRENCH IMPACT 1IN ELEC	338	120	45	
534	130-1720	SHEAR WRENCH 5/8-3/4-7/8IN ELECTRIC	338	180	81	
535	130-1730	SHEAR WRENCH 3/4 TO 1-1/8IN ELECTRIC	405	203	86	
536	130-1740	PUNCH HYDRAULIC 11 TON 18V BATTERY	540	180	67	
537	130-1750	PUNCH HYDRAULIC 35 TON	540	256	72	
538	130-1755	PUNCH 15/16IN HOLE 1/2IN MATERIAL ELEC	1166	585	214	
539	130-1850	NIBBLER 10 GAUGE ELEC	270	120	45	
540	130-1950	CABLE CRIMPER 12 TON 18V BATTERY U-DIE	375	160	45	
541	130-1955	GRIP KIT WIRE SIZE 1/0 - 750MCM	405	158	71	
542	130-2150	DIE KIT FOR 6AWG TO 750KCMIL ALUM CONN	75	32	14	
543	130-2160	DIE KIT FOR 6AWG TO 750KCMIL COPPER CONN	75	32	14	
544	135-1140	TENSIONER CONV KIT STS2 1-1/4IN	137	40	15	
545	135-1142	TENSIONER CONV KIT STS3 1-5/8IN	540	180	65	
546	135-1310	TENSIONER CONV KIT STS3 1-3/4 IN	122	41	14	
547	135-1312	TENSIONER CONV KIT STS2 1-3/8 IN	122	41	14	
548	135-1314	TENSIONER CONV KIT STS4 1-7/8 IN	324	108	38	
549	135-1316	TENSIONER CONV KIT STS5 2-1/2 IN	365	122	43	
550	135-1340	TENSIONER STS3 1-5/8 TO 2IN	482	145	55	



**HERC RENTALS - CONTRACT 2019000318-7**  
**EXHIBIT A.3 - GOLD PRICING**

	<b>Cat Class</b>	<b>Description</b>	<b>Month</b>	<b>Week</b>	<b>Day</b>	<b>Change</b>
551	135-1341	TENSIONER STS4 1-7/8 TO 2-1/2	540	180	65	
552	135-1342	TENSIONER CONV KIT F/STS3 2IN	159	50	20	
553	135-1345	TENSIONER STS5 2-1/2 TO 3	540	180	65	
554	135-1380	TENSIONER STS2 1-1/4 TO 1-1/2	414	120	45	
555	135-2200	PUMP PNEUMATIC TENSIONER 27500 PSI	2373	705	265	
556	135-2560	WRENCH IMPACT 3/8 AIR	75	35	18	
557	135-2580	WRENCH IMPACT 1/2 AIR	75	35	18	
558	135-2590	WRENCH IMPACT 3/4 AIR	120	40	20	
559	135-2600	WRENCH IMPACT 1 AIR D-HANDLE	200	70	35	
560	135-2610	WRENCH IMPACT 1 1/2 AIR	300	100	50	
561	135-2620	WRENCH IMPACT SPLINE 1 1/2 AIR	300	100	50	
562	135-2640	WRENCH IMPACT SPLINE AIR	300	100	50	
563	135-2740	FILTER/REGULATOR/LUBRICATOR CONTROL UNIT	95	32	10	
564	135-2750	TORQUE NUTRUNNER AIR .75IN SQ 1K	750	268	108	
565	135-2755	TORQUE NUTRUNNER AIR 1IN SQ 1K	1650	586	202	
566	135-2757	TORQUE NUTRUNNER AIR 1IN SQ 3K	1800	640	270	
567	135-2760	TORQUE NUTRUNNER AIR 1.5IN SQ 4K	2265	808	301	
568	135-3050	WRENCH TORQUE 0.75 SQ 1K FT/LBS HYD	574	204	77	
569	135-3069	WRENCH TORQUE 1 SQ 3K FT/LBS HYD	1555	550	210	
570	135-3070	WRENCH TORQUE 1 SQ 4K FT/LBS HYD	1350	480	180	
571	135-3089	WRENCH TORQUE 1.5 SQ 5K FT/LBS HYD	2270	810	305	
572	135-3090	WRENCH TORQUE 1.5 SQ 8K FT/LBS HYD	1350	480	180	
573	135-3091	WRENCH TORQUE 1.5 SQ 11K FT/LBS HYD	2565	910	345	
574	135-3110	WRENCH TORQUE 1.5 SQ HYD	2430	810	285	
575	135-3130	WRENCH TORQUE PWR HEAD 8K FT/LBS HYD	439	156	59	
576	135-3140	WRENCH TORQUE PWR HEAD 16K FT/LBS HYD	641	304	86	
577	135-3141	WRENCH TORQUE 0.75 SQ 36V ELEC	2255	752	265	
578	135-3142	WRENCH TORQUE 1 SQ 36V ELEC	2306	820	311	
579	135-3150	WRENCH TORQUE IMPACT 0.75 SQ AIR	1181	420	158	
580	135-3190	TORQUE NUTRUNNER AIR 1IN SQ 2.5K	1451	516	194	
581	135-3196	TORQUE NUTRUNNER AIR 1.5IN SQ 6K	1985	705	265	
582	135-3210	WRENCH TORQUE PWR HEAD 4K FT/LBS HYD	338	120	45	
583	135-3230	WRENCH TORQUE PWR HEAD 2K FT/LBS HYD	203	72	27	
584	135-3240	WRENCH TORQUE PWR SW HEAD 5K FT/LB HYD	1080	450	285	
585	135-3270	WRENCH TORQUE 1/2 250 FT/LBS MANUAL	124	44	18	
586	135-3290	WRENCH TORQUE 3/4 600 FT/LBS MANUAL	124	44	18	
587	135-3310	MULTIPLY TORQUE WRENCH 3/4X1 3000 FT/LBS	124	44	18	
588	135-3350	MULTIPLIER TORQUE WRENCH 1/2X3/4 MANUAL	124	44	18	
589	135-3370	WRENCH TORQUE 1IN 1000 FT/LBS MANUAL	176	62	23	
590	135-3390	WRENCH TORQUE 3/8 10-100 FT/LBS MANUAL	68	24	9	
591	135-3405	TORQUE HEX LINK 1-1/4 2000 FT/LB HYD	236	84	32	
592	135-3410	TORQUE HEX LINK 1-5/8 2000 FT/LBS HYD	236	84	32	
593	135-3430	TORQUE HEX LINK 1-13/16 2000 FT/LBS HYD	236	84	32	
594	135-3435	TORQUE HEX LINK 2 4000 FT/LBS HYD	284	134	38	
595	135-3439	TORQUE HEX LINK 2-3/8 2000 FT/LBS HYD	353	132	72	
596	135-3450	TORQUE HEX LINK 2-3/8 4000 FT/LBS HYD	270	96	36	
597	135-3470	TORQUE HEX LINK 3-1/8 8000 FT/LBS HYD	338	120	45	
598	135-3480	TORQUE HEX LINK 2-3/8 8000 FT/LBS HYD	344	163	46	
599	135-3490	TORQUE HEX LINK 2-3/16 4000 FT/LBS HYD	270	96	36	
600	135-3510	TORQUE HEX LINK 2-3/4 4000 FT/LBS HYD	270	96	36	
601	135-3530	TORQUE HEX LINK 3-1/2 8000 FT/LBS HYD	446	149	52	
602	135-3550	TORQUE HEX LINK 1-7/16 2000 FT/LBS HYD	236	84	32	
603	135-3570	TORQUE HEX LINK 2-9/16 8000 FT/LBS HYD	338	120	45	
604	135-3590	TORQUE HEX LINK 3-1/2 16800 FT/LBS HYD	574	204	77	
605	135-3610	TORQUE HEX LINK 3-7/8 16800 FT/LBS HYD	574	204	77	

**HERC RENTALS - CONTRACT 2019000318-7**  
**EXHIBIT A.3 - GOLD PRICING**

	<b>Cat Class</b>	<b>Description</b>	<b>Month</b>	<b>Week</b>	<b>Day</b>	<b>Change</b>
606	135-3630	TORQUE HEX LINK 4-1/4 16800 FT/LBS HYD	641	228	86	
607	135-3650	TORQUE HEX LINK 4-5/8 16800 FT/LBS HYD	641	228	86	
608	135-3670	TORQUE HEX LINK 2-15/16 4000 FT/LBS HYD	270	96	36	
609	135-3690	TORQUE HEX LINK 2-3/4 8000 FT/LBS HYD	338	120	45	
610	135-3730	TORQUE HEX LINK 2-15/16 8000FT/LBS HYD	371	132	50	
611	135-3750	TORQUE HEX LINK 2-9/16 4000 FT/LBS HYD	270	96	36	
612	135-3770	TORQUE HEX LINK 2 2000 FT/LB HYD	270	96	36	
613	135-3790	SPLITTER NUT 50-60 50 T HYD	304	108	41	
614	135-3900	EYE WASH STATION	296	108	41	
615	135-4060	TORQUE MULTIPLIER 25:1 1" DR	293	108	38	
616	135-5100	DRIVER ATTACHMENT 1K FT/LB HYD	236	84	32	
617	135-5205	TORQUE M2 HEX LINK 1-1/4 1300FT/LBS HYD	236	84	32	
618	135-5210	TORQUE M2 HEX LINK 1-7/16 1300FT/LBS HYD	236	84	32	
619	135-5220	TORQUE M2 HEX LINK 1-13/16 1300FT/LBSHYD	236	84	32	
620	135-5229	TORQUE M2 HEX LINK 2 3/8"	263	100	54	
621	135-6000	RR SPIKE PULLER HYD	375	136	54	
622	135-6005	RR SPIKE DRIVER TALL HYD	450	160	63	
623	135-6015	RR TAMPER TIE 10 GPM HYD	450	160	63	
624	135-6020	RR CUTOFF SAW CCW HYD	375	136	54	
625	135-6025	RR IMPACT DRILL 7/16QC HYD	375	136	54	
626	135-6030	RR RAIL DRILL HYD	559	200	77	
627	135-6035	RR JACK TRACK HYD	289	104	41	
628	140-1020	COMPRESSOR PORTABLE 4 CFM ELECTRIC	371	176	50	
629	140-1040	COMPRESSOR PORTABLE 7 CFM ELECTRIC	371	176	50	
630	140-1060	COMPRESSOR PORTABLE 8 CFM GAS	371	176	50	
631	140-1100	COMPRESSOR PORTABLE 14 CFM GAS	405	192	54	
632	140-1105	COMPRESSOR PORTABLE 17 CFM GAS	450	197	57	
633	140-1120	COMPRESSOR 50-60CFM PORTABLE GAS	475	207	76	
634	140-1220	COMPRESSOR TOWABLE 100-125 CFM DSL	495	213	90	
635	140-1260	COMPRESSOR TOWABLE 175-195 CFM DSL	600	234	122	
636	140-1265	COMPRESSOR UTILITY MOUNT 175-195 CFM DSL	1080	518	190	
637	140-1280	COMPRESSOR TOWABLE 200-245 CFM DSL	881	380	198	
638	140-1360	COMPRESSOR TOWABLE 375-425CFM DSL	1425	621	266	
639	140-1375	COMPRESSOR TOWABLE 750CFM DSL	2600	1440	499	
640	140-1380	COMPRESSOR TOWABLE 825CFM DSL	2600	1440	523	
641	140-1385	COMPRESSOR TOWABLE 900CFM DSL	4500	1800	618	
642	140-1392	COMPRESSOR TOWABLE 1170CFM 350PSI DSL	6500	2340	903	
643	140-1400	COMPRESSOR TOWABLE 1600CFM DSL	6500	2340	903	
644	140-1420	COMPRESSOR TOWABLE INST QUAL 750CFM DSL	4050	1620	689	
645	140-1460	COMPRESSOR TOWABLE INST QUAL 915CFM DSL	4950	1890	755	
646	140-1480	COMPRESSOR TOWABLE INS QUAL 1600CFM DSL	6700	2696	1093	
647	140-1610	COMPRESSOR RECIPROCATING 5HP ELEC	525	185	65	
648	140-1640	COMPRESSOR ROTARY 130CFM ELEC	1560	553	203	
649	140-1645	COMPRESSOR ROTARY 240CFM ELEC	1560	553	203	
650	140-1655	COMPRESSOR ROTARY 365CFM ELEC	1600	595	225	
651	140-1660	COMPRESSOR ROTARY 365CFM 125PSI ELEC	2240	893	315	
652	140-1670	COMPRESSOR ROTARY 500CFM 125PSI ELEC	2400	978	338	
653	140-1675	COMPRESSOR ROTARY 750CFM ELEC	2600	1063	360	
654	140-1680	COMPRESSOR ROTARY 750CFM 125PSI ELEC	3400	1254	450	
655	140-1685	COMPRESSOR ROTARY 900CFM ELEC	3900	1318	495	
656	140-1690	COMPRESSOR ROTARY 1000CFM 125PSI ELEC	3900	1318	495	
657	140-1695	COMPRESSOR ROTARY 1500CFM ELEC	5000	1785	675	
658	140-1700	COMPRESSOR ROTARY 1500CFM 125PSI ELEC	5200	1925	698	
659	140-1705	COMPRESSOR ROTARY 1500CFM 2300V ELEC	5200	1925	698	
660	140-1710	COMPRESSOR ROTARY 1500CFM 4160V ELEC	5200	1925	698	

**HERC RENTALS - CONTRACT 2019000318-7**  
**EXHIBIT A.3 - GOLD PRICING**

	<b>Cat Class</b>	<b>Description</b>	<b>Month</b>	<b>Week</b>	<b>Day</b>	<b>Change</b>
661	140-1720	COMPRESSOR STATIONARY 25 CFM GAS	338	156	72	
662	140-2010	COMPRESSOR ATTACH WATER SEPARATOR	489	166	72	
663	140-2110	COMPRESSED AIR AFTERCOOLER FILTER450CFM	680	255	90	
664	140-2150	COMPRESSED AIR AFTERCOOLERFILTER1000CFM	1148	514	243	
665	140-2200	COMPRESSED AIR REFRIG DRYER 75CFM 115V	1260	446	157	
666	140-2210	COMPRESSED AIR REFRIG DRYER 250CFM 460V	1350	473	166	
667	140-2230	COMPRESSED AIR DESICCANT DRYER 450CFM	1900	760	271	
668	140-2250	COMPRESSED AIR DESICT DRYER 1500CFM 115V	2708	998	333	
669	140-2270	COMPRESSOR ATTACH DRYER 2501-3000 CFM	4940	1758	641	
670	140-2310	AFTERCOOLER DRYER FILTER 500CFM	2351	903	309	
671	140-2330	AFTERCOOLER DRYER FILTER 1000CFM	3007	1164	352	
672	140-2350	AFTERCOOLER DRYR FILTER OILFLOOD 1600CFM	4028	1473	499	
673	140-2410	COMPRESSOR ATTACH MIST ELMIN 500-999 CFM	595	225	108	
674	140-2420	COMPRESSOR ATTACH MIST ELMIN1500-2000CFM	1148	408	162	
675	140-3300	FILTER POT CARBON 6 BAG VESSEL	1000	320	90	
676	140-3310	FILTER POT SS 2 VESSELS BAG SKID	1620	550	180	
677	140-3314	FILTER POT SS 4 BAG VESSEL 4IN INLT SKID	2050	560	185	
678	140-3316	FILTER POT SS 6 BAG VESSEL 6IN INLT SKID	2050	560	185	
679	140-3318	FILTER POT SS 8 BAG VESSEL 8IN INLT SKID	2050	560	185	
680	140-3320	FILTER POT CODED 12 IN CT BP TRAILER	3900	1160	432	
681	140-3330	FILTER POT CODED DUAL 12 IN TRAILER	5700	2040	765	
682	140-3332	FILTER POT SAND SS 4 POT 8IN INLET SKID	3150	1080	380	
683	140-3430	DIESEL PARTICULATE FILTER FOR 4.9L	1800	960	540	
684	140-3570	MANIFOLD AIR 10 GALLON TANK	344	123	50	
685	140-3580	MANIFOLD AIR 15 GALLON TANK	344	123	50	
686	150-1040	RAMMER SAND	205	98	29	
687	150-1060	RAMMER JUMPING JACK 1LB - 99LB GAS	360	200	70	
688	150-1070	RAMMER JUMPING JACK 100LB - 150LB GAS	360	200	70	
689	150-1080	RAMMER JUMPING JACK 151LB - 199LB GAS	360	200	70	
690	150-1120	RAMMER JUMPING JACK 100LB - 199LB BATT	630	305	90	
691	150-1140	RAMMER JUMPING JACK 100LB - 199LB DSL	630	305	90	
692	150-1260	PLATE COMPACTOR UP TO 299LB GAS	395	238	75	
693	150-1420	PLATE COMPACTOR 100LB TO 199LB REVERSBLE	497	238	75	
694	150-1440	PLATE COMPACTOR 200LB TO 299LB REVERSBLE	600	290	85	
695	150-1460	PLATE COMPACTOR 300LB TO 399LB REVERSBLE	600	290	85	
696	150-1500	PLATE COMPACTOR 500LB TO 599LB REVERSBLE	900	420	130	
697	150-1520	PLATE COMPACTOR 600LB TO 699LB REVERSBLE	965	475	140	
698	150-1540	PLATE COMPACTOR 700LB TO 799LB REVERSBLE	1024	505	150	
699	150-1560	PLATE COMPACTOR 900LB TO 999LB REVERSBLE	1609	790	235	
700	150-1580	PLATE COMPACTOR 1000 TO 1100LB REVERSBLE	1609	790	235	
701	150-1600	PLATE COMPACTOR 1100LB-1199LB REVERSBLE	1667	820	245	
702	150-1720	TAMPER 30LB 6IN AIR	338	165	50	
703	150-2020	ROLLER WALKBEHIND DOUBLE DRUM 25IN GAS	750	410	155	
704	150-2040	ROLLER WALKBEHIND SINGLE DRUM 28IN GAS	788	420	158	
705	150-2100	ROLLER WALKBEHIND SINGLE DRUM 30IN GAS	788	420	158	
706	150-2220	ROLLER TRENCH VIBRA DBL DRUM 22IN DSL	1838	840	356	
707	150-2260	ROLLER TRENCH VIBRA DBL DRUM 32IN DSL	1838	840	356	
708	150-2560	ROLLER RIDE-ON PADFT 54IN SNG 5 TON	3445	1550	500	
709	150-2580	ROLLER RIDE-ON PADFT 66IN SNG 8 TON	3590	1560	580	
710	150-2600	ROLLER RIDE-ON PADFT 84IN SNG 11 TON	4380	1805	653	
711	150-2620	ROLLER RIDE-ON PADFT 84IN SNG 14 TON	4880	2010	785	
712	150-2730	ROLLER RIDE-ON SMOOTH 54IN SNG 5 TON	2485	1090	446	
713	150-2760	ROLLER RIDE-ON SMOOTH 66IN SNG 8 TON	2940	1340	536	
714	150-2770	ROLLER RIDE-ON SMOOTH 84IN SNG 11 TON	3900	1640	621	
715	150-2820	ROLLER RIDE-ON SMOOTH 35IN DBL 1 TON GAS	1180	495	175	

**HERC RENTALS - CONTRACT 2019000318-7  
EXHIBIT A.3 - GOLD PRICING**

	<b>Cat Class</b>	<b>Description</b>	<b>Month</b>	<b>Week</b>	<b>Day</b>	<b>Change</b>
716	150-2840	ROLLER RIDE-ON SMOOTH 47IN DBL 2 TON DSL	1575	615	252	
717	150-2860	ROLLER RIDE-ON SMOOTH 47IN DBL 3 TON DSL	1575	615	252	
718	150-2880	ROLLER RIDE-ON SMOOTH 66IN DBL 7 TON DSL	4000	2029	653	
719	150-2920	ROLLER RIDE-ON SMOOTH 66IN DBL 11TON DSL	4500	2177	752	
720	150-2950	ROLLER ATTACHMENT PADFOOT 5 TON	459	170	57	
721	150-2960	ROLLER ATTACHMENT PADFOOT 8 TON	680	350	119	
722	150-2970	ROLLER ATTACHMENT PADFOOT 11 TON	850	383	143	
723	150-3020	ROLLER ASPHALT 9 WHL PNUEMATIC 68IN 12TN	3923	1307	228	
724	150-3240	PLATE ATT 12IN 1-7MT MINI EX 3000LB	911	432	122	
725	150-3260	PLATE ATT 24IN BH & 8MT MINI EX 6500LB	1148	540	143	
726	150-3265	PLATE ATT 18IN 1-7MT MINI EX 3400LB	1148	540	143	
727	150-3300	PLATE ATT 27IN 10-18MT EXCAVATOR 11000LB	1913	900	238	
728	150-3320	PLATE ATT 34IN 19-24MT EXCAVATOR 21000LB	2104	990	261	
729	150-4000	ROAD MILLING COLD 20IN WIDE	9681	3599	1283	
730	150-4010	ROAD MILLING COLD 80IN WIDE	27924	9700	2375	
731	150-4020	TRAILER ASPHALT 4 TON	3060	1454	371	
732	150-4100	TRAILER ASPHALT HEATED SPRAYER 300 GAL	2351	784	261	
733	150-4120	ASPHALT CRACK FILLER W/B LP	640	300	130	
734	150-5000	TRAILER CRACK SEALER 250 GAL	3500	1140	456	
735	175-1100	SURVEILLANCE TRAILER SINGLE CAMERA UNIT	1900	637	260	
736	175-1105	SURVEILLANCE TRAILER INFARED CAMERA	2080	695	275	
737	175-1110	SURVEILLANCE SINGLE CAMERA UNIT EXTRA	475	162	67	
738	175-1115	SURVEILLANCE CAMERA W TRIPOD 115V	808	276	114	
739	175-1120	SURVEILLANCE INFRARED CAMERA EXTRA	555	190	80	
740	200-1015	MINI WHEEL LOADER W/B < 600LB CAPBATTERY	3060	1080	456	
741	200-1020	MINI TRACK LOADER W/B < 600LB CAP GAS	1663	713	238	
742	200-1030	MINI TRACK LOADER W/B < 600LB CAP DSL	1663	713	238	
743	200-1040	MINI TRACK LOADER W/B > 600LB CAP DSL	1758	755	271	
744	200-1050	MINI TRACK LOADER W/B 2000LB CAP DSL	2370	1045	375	
745	200-1310	SKIDSTEER LOADER 250-750LB ROPS	1663	540	190	
746	200-1311	SKIDSTEER LOADER 250-750LB CAB	1710	551	200	
747	200-1350	SKIDSTEER LOADER 1300-2099LB ROPS	1275	494	197	
748	200-1351	SKIDSTEER LOADER 1300-2099LB CAB	1325	525	213	
749	200-1352	SKIDSTEER LOADER 1751-2099LB ROPS HF	1325	525	213	
750	200-1353	SKIDSTEER LOADER 1751-2099LB CAB HF	1325	525	213	
751	200-1360	SKIDSTEER LOADER 2100-2399LB ROPS	1450	642	274	
752	200-1361	SKIDSTEER LOADER 2100-2399LB CAB	1500	719	305	
753	200-1362	SKIDSTEER LOADER 2100-2399LB ROPS HF	1500	719	305	
754	200-1370	SKIDSTEER LOADER 2400-2999LB ROPS	1450	642	274	
755	200-1371	SKIDSTEER LOADER 2400-2999LB CAB	1500	719	305	
756	200-1372	SKIDSTEER LOADER 2400-2999LB ROPS HF	1500	719	305	
757	200-1373	SKIDSTEER LOADER 2400-2999LB CAB HF	1625	758	310	
758	200-1381	SKIDSTEER LOADER OVER 3000LB CAB	1785	815	334	
759	200-1382	SKIDSTEER LOADER OVER 3000LB ROPS HF	2025	907	379	
760	200-1420	COMPACT TRACK LOADER 600-1299LB ROPS	2050	794	307	
761	200-1430	COMPACT TRACK LOADER 1300-1699LB ROPS	2050	794	307	
762	200-1431	COMPACT TRACK LOADER 1300-1699LB CAB	2100	815	325	
763	200-1440	COMPACT TRACK LOADER 1700-1999LB ROPS	2050	794	307	
764	200-1441	COMPACT TRACK LOADER 1700-1999LB CAB	2100	815	325	
765	200-1450	COMPACT TRACK LOADER 2000-2399LB ROPS	2050	794	307	
766	200-1451	COMPACT TRACK LOADER 2000-2399LB CAB	2100	815	325	
767	200-1452	COMPACT TRACK LOADER 2000-2399LB ROPS HF	2100	815	325	
768	200-1453	COMPACT TRACK LOADER 2000-2399LB CAB HF	2200	850	340	
769	200-1460	COMPACT TRACK LOADER 2400-2799LB ROPS	2200	850	340	
770	200-1461	COMPACT TRACK LOADER 2400-2799LB CAB	2250	927	358	

**HERC RENTALS - CONTRACT 2019000318-7**  
**EXHIBIT A.3 - GOLD PRICING**

	<b>Cat Class</b>	<b>Description</b>	<b>Month</b>	<b>Week</b>	<b>Day</b>	<b>Change</b>
771	200-1462	COMPACT TRACK LOADER 2400-2799LB ROPS HF	2250	927	358	
772	200-1463	COMPACT TRACK LOADER 2400-2799LB CAB HF	2500	1048	399	
773	200-1470	COMPACT TRACK LOADER 2800LB & OVER ROPS	2500	1048	399	
774	200-1471	COMPACT TRACK LOADER 2800LB & OVER CAB	2600	1092	411	
775	200-1472	COMPACT TRACK LOADER 2800LB & UP ROPS HF	2600	1092	411	
776	200-1473	COMPACT TRACK LOADER 2800LB & UP CAB HF	2700	1108	426	
777	210-1100	BACKHOE COMPACT TLB 20-23HP 4WD ROPS DSL	1733	735	234	
778	210-1200	BACKHOE COMPACT TLB 24-29HP 4WD ROPS DSL	2115	860	284	
779	210-3100	BACKHOE 70-97HP 2WD ROPS DSL	1950	800	298	
780	210-3150	BACKHOE 70-97HP 2WD CAB DSL	1950	800	298	
781	210-3200	BACKHOE 70-97HP 4WD ROPS DSL	1950	800	298	
782	210-3205	BACKHOE 70-97HP 4WD ROPS EXTENDAHOE DSL	1950	800	298	
783	210-3250	BACKHOE 70-97HP 4WD CAB DSL	2100	871	333	
784	210-3255	BACKHOE 70-97HP 4WD CAB EXTENDAHOE DSL	2100	871	333	
785	210-4205	BACKHOE 98-115HP 4WD ROPS EXTENDAHOE DSL	3300	1238	440	
786	210-4250	BACKHOE 98-115HP 4WD CAB DSL	3375	1294	460	
787	210-4255	BACKHOE 98-115HP 4WD CAB EXTENDAHOE DSL	3375	1294	460	
788	210-5205	BACKHOE OVER 115HP 4WD ROPS EXTENHOE DSL	5100	1800	640	ADD
789	210-5250	BACKHOE OVER 115HP 4WD CAB DSL	5100	1800	640	
790	210-5255	BACKHOE OVER 115HP 4WD CAB EXTENDHOE DSL	5100	1800	640	
791	230-1000	DEMOLITION ROBOT DXR140 2200LB 12FT ELEC	6650	2375	760	
792	230-1100	DEMOLITION ROBOT DXR300 4300LB 17FT ELEC	8550	3325	1140	
793	230-1200	BREAKER DEMOLITION ROBOT 310LB DXR140	1140	380	166	
794	230-1210	BREAKER DEMOLITION ROBOT 440LB DXR300	1425	475	190	
795	230-1215	BREAKER DEMOLITION ROBOT 660LB DXR300	1710	570	215	
796	230-1300	DEMOLITION ROBOT ATTCH GRAPPLER DXR140	1425	475	190	
797	230-1310	DEMOLITION ROBOT ATTCH GRAPPLER DXR300	1425	475	190	
798	230-1400	DEMOLITION ROBOT ATTCH CRUSHER DXR140	2375	760	335	
799	230-1410	DEMOLITION ROBOT ATTCH CRUSHER DXR300	2660	950	404	
800	230-1430	DEMOLITION ROBOT ATTCH DRUMCUTTER DXR300	2660	950	404	
801	230-1500	DEMOLITION ROBOT ATTCH SHEARER 140/300	2660	950	404	
802	230-1600	DEMOLITION ROBOT BUCKET 12 SMOOTH DXR140	214	71	29	
803	230-1610	DEMOLITION ROBOT BUCKET 12 SMOOTH DXR300	214	71	29	
804	230-1620	DEMOLITION ROBOT BUCKET 20 TRENCH DXR140	214	71	29	
805	230-1630	DEMOLITION ROBOT BUCKET 20 TRENCH DXR300	214	71	29	
806	230-1640	DEMOLITION ROBOT BUCKET 30 SMOOTH DXR140	214	71	29	
807	230-1650	DEMOLITION ROBOT BUCKET 30 SMOOTH DXR300	214	71	29	
808	240-1000	MINI-EXCAVATOR 2000-2999 LBS DSL ROPS	1450	697	254	
809	240-1002	MINI-EXCAVATOR 2000-2999 LBS ELC ROPS	2800	1065	450	ADD
810	240-1200	MINI-EXCAVATOR 4000-4999 LBS DSL ROPS	1450	697	254	
811	240-1201	MINI-EXCAVATOR 4000-4999 LBS HYBRID ROPS	2800	1065	450	
812	240-1300	MINI-EXCAVATOR 5000-6999 LBS DSL ROPS	1450	697	254	
813	240-1310	MINI-EXCAVATOR 5000-6999 LBS DSL CAB	1500	719	267	
814	240-1315	MINI-EXCAVATOR 5000-6999 LBS ELE CAB	6000	2876	1068	ADD
815	240-1400	MINI-EXCAVATOR 7000-8999 LBS DSL ROPS	1625	756	278	
816	240-1410	MINI-EXCAVATOR 7000-8999 LBS DSL CAB	1700	778	294	
817	240-1500	MINI-EXCAVATOR 9000-11999 LBS DSL ROPS	2025	861	308	
818	240-1510	MINI-EXCAVATOR 9000-11999 LBS DSL CAB	2243	890	340	
819	240-1600	MINI-EXCAVATOR 12000-13999 LBS DSL ROPS	2405	975	385	
820	240-1610	MINI-EXCAVATOR 12000-13999 LBS DSL CAB	2500	1060	415	
821	240-1620	MINI-EXCAVATOR 12000 LBS DSL CAB WHEELED	5900	2400	1050	
822	240-1700	MINI-EXCAVATOR 14000-19000 LBS DSL ROPS	3010	1150	450	
823	240-1710	MINI-EXCAVATOR 14000-19000 LBS DSL CAB	3010	1150	450	
824	240-2000	EXCAVATOR 28000-38000 LBS STD REACH	4400	1623	673	
825	240-2020	EXCAVATOR 28000-38000 LBS REDUCED TAIL	4400	1623	690	



**HERC RENTALS - CONTRACT 2019000318-7  
EXHIBIT A.3 - GOLD PRICING**

	<b>Cat Class</b>	<b>Description</b>	<b>Month</b>	<b>Week</b>	<b>Day</b>	<b>Change</b>
826	240-2030	EXCAVATOR 28000-38000 LBS RED TAILRUBTRK	5200	1850	725	
827	240-2040	EXCAVATOR 28000-38000 LBS CAB WHEELED	7800	2700	900	
828	240-2100	EXCAVATOR 39000-42000 LBS STD REACH	5500	2063	853	
829	240-2200	EXCAVATOR 43000-49999 LBS STD REACH	5500	2063	853	
830	240-2210	EXCAVATOR 43000-49999 LBS LONG REACH	7500	2900	1211	
831	240-2300	EXCAVATOR 50000-59999 LBS STD REACH	6971	2780	1126	
832	240-2310	EXCAVATOR 50000-59999 LBS LONG REACH	10350	4041	1549	
833	240-2320	EXCAVATOR 50000-59999 LBS REDUCED TAIL	6971	2780	1126	
834	240-2350	EXCAVATOR 50000-59999 LBS WHEELED	10350	4041	1549	
835	240-2400	EXCAVATOR 60000-69999 LBS STD REACH	7825	3160	1275	
836	240-2410	EXCAVATOR 60000-69999 LBS LONG REACH	10350	4041	1549	
837	240-2500	EXCAVATOR 70000-80000 LBS STD REACH	8500	3513	1405	
838	240-2510	EXCAVATOR 70000-80000 LBS REDUCED TAIL	11700	4635	1758	
839	250-1100	DOZER STD TRACK 70-85 HP ROPS	3563	1435	563	
840	250-1140	DOZER WIDE TRACK 70-85 HP ROPS	3563	1435	563	
841	250-1160	DOZER WIDE TRACK 70-85 HP CAB	3804	1532	617	
842	250-1200	DOZER STD TRACK 86-95 HP ROPS	4000	1580	650	
843	250-1220	DOZER STD TRACK 86-95 HP CAB	4000	1580	650	
844	250-1240	DOZER WIDE TRACK 86-95 HP ROPS	4000	1580	650	
845	250-1260	DOZER WIDE TRACK 86-95 HP CAB	4000	1580	650	
846	250-1300	DOZER STD TRACK 96-105 HP ROPS	4269	1744	699	
847	250-1320	DOZER STD TRACK 96-105 HP CAB	4500	1780	745	
848	250-1340	DOZER WIDE TRACK 96-105 HP ROPS	4269	1744	699	
849	250-1360	DOZER WIDE TRACK 96-105 HP CAB	4500	1780	745	
850	250-1420	DOZER STD TRACK 106-130 HP CAB	6763	2597	1098	
851	250-1450	DOZER WIDE TRACK 106-130 HP ROPS	6763	2597	1067	
852	250-1460	DOZER WIDE TRACK 106-130 HP CAB	6763	2597	1098	
853	250-1560	DOZER WIDE TRACK 131-165 HP CAB	8075	3153	1196	
854	250-1660	DOZER WIDE TRACK 165-205 HP CAB	9575	3428	1375	
855	260-1100	ROAD GRADER 110-119HP DSL	5535	1913	698	
856	260-1120	ROAD GRADER 130-139HP DSL	7996	2848	1040	
857	265-1010	COMPACT LOADER 0.75 YD STD BKT DSL	2663	1040	495	
858	265-1110	COMPACT LOADER 1.0-1.4 YD STD BKT DSL	2885	1120	540	
859	265-1300	WHEEL LOADER 2.0-2.4 YD STD BKT DSL	3770	1470	525	
860	265-1310	WHEEL LOADER 3.0-3.4 YD STD BKT DSL	4900	1719	672	
861	265-1320	WHEEL LOADER 2.5-3.4 YD MP BKT DSL	5000	1962	695	
862	265-1410	WHEEL LOADER 3.5-3.9 YD STD BKT DSL	5000	1962	695	
863	265-1510	WHEEL LOADER 4.0-4.5 YD STD BKT DSL	6350	2080	822	
864	265-1520	WHEEL LOADER 4.0-4.5 YD MP BKT DSL	6750	2408	882	
865	265-1610	WHEEL LOADER 4.6-5.5 YD STD BKT DSL	11000	3430	1330	
866	275-1120	TRACTOR COMPACT 20-29HP 4WD DSL	1350	560	215	
867	275-1140	TRACTOR 30-39HP 4WD DSL	1463	595	239	
868	275-1160	TRACTOR 40-49HP 4WD DSL	1538	610	248	
869	275-1200	TRACTOR 60-69HP 4WD DSL	1575	640	257	
870	275-1300	TRACTOR 90-99HP 4WD DSL	1725	639	270	
871	275-2140	TRACTOR LOADER 30-39HP 4WD DSL	1613	716	278	
872	275-2200	TRACTOR SKIPLoader 60-90HP 4WD DSL	2100	876	315	
873	280-1010	TRENCHER CABLE INSTALLER W/B GAS	720	325	100	
874	280-1020	TRENCHER W/B TRACK 24IN GAS	956	545	185	
875	280-1030	TRENCHER W/B TRACK 30IN GAS	994	545	198	
876	280-1040	TRENCHER W/B TRACK 36IN GAS	994	545	198	
877	280-1060	TRENCHER W/B WHEEL 0IN TO 18IN GAS	769	370	135	
878	280-1070	TRENCHER W/B WHEEL 24IN GAS	900	504	176	
879	280-1090	TRENCHER W/B WHEEL 36IN GAS	919	504	189	
880	280-1110	TRENCHER RIDE-ON 35-49HP DSL	2170	960	383	



**HERC RENTALS - CONTRACT 2019000318-7  
EXHIBIT A.3 - GOLD PRICING**

	<b>Cat Class</b>	<b>Description</b>	<b>Month</b>	<b>Week</b>	<b>Day</b>	<b>Change</b>
881	280-1150	TRENCHER RIDE-ON 120-130HP DSL	8400	3600	1350	
882	290-1000	WB LOADER ATTACHMENT AUGER	383	149	52	
883	290-1005	WB LOADER ATTACHMENT TRENCHER	468	225	81	
884	290-1010	WB LOADER SOIL CONDITIONER	765	315	105	
885	290-1015	WB LOADER ATTACHMENT TILLER	553	248	90	
886	290-1020	WB LOADER ATTACHMENT LEVELER	128	54	19	
887	290-1025	WB LOADER ATTACHMENT BREAKER <250 LBS	935	446	157	
888	290-1030	WB LOADER ATTACHMENT ROTARY BRUSH MOWER	829	338	119	
889	290-1035	WB LOADER ATTACHMENT BUCKET	77	27	10	
890	290-1040	WB LOADER ATTACHMENT GRAPPLE BKT 36IN	366	162	57	
891	290-1045	WB LOADER ATTACHMENT GRAPPLE BKT 42IN	366	162	57	
892	290-1050	WB LOADER ATTACHMENT GRAPPLE BKT 48IN	366	162	57	
893	290-1060	WB LOADER ATTACHMENT FORKS	191	68	24	
894	290-1065	WB LOADER ATTACHMENT BRUSH GRAPPLE	387	162	57	
895	290-1070	WB LOADER ATTACHMENT DOZER BLADE	383	162	57	
896	290-1080	WB LOADER ATTACHMENT BORING	383	203	90	
897	290-1090	WB LOADER ATTACHMENT VIBRATORY PLOW	765	315	105	
898	290-2000	SKIDSTEER ATTACHMENT AUGER MED TORQUE	638	257	90	
899	290-2005	SKIDSTEER ATTACHMENT AUGER HI TORQUE	638	257	90	
900	290-2010	SKIDSTEER ATTACHMENT ANGLE BROOM	723	315	105	
901	290-2015	SKIDSTEER ATTACHMENT SWEEPER	723	315	105	
902	290-2020	SKIDSTEER ATTACHMENT SNOW PUSHER	468	225	114	
903	290-2022	SKIDSTEER ATTACHMENT ANGLE SNOW PLOW	585	250	115	
904	290-2025	SKIDSTEER ATTACHMENT SNOW BLOWER	638	270	133	
905	290-2030	SKIDSTEER ATTACHMENT TRENCHER	1020	405	138	
906	290-2035	SKIDSTEER ATTACHMENT LEVELER	640	255	90	
907	290-2045	SKIDSTEER ATTACHMENT ROOT RAKE W CLAMP	383	189	86	
908	290-2050	SKIDSTEER ATTACHMENT ROCK HOUND RAKE	846	338	138	
909	290-2055	SKIDSTEER ATTACHMENT SOIL CONDITIONER	846	338	138	
910	290-2057	SKIDSTEER ATTACHMENT FLAIL MOWER	1913	810	285	
911	290-2058	SKIDSTEER ATTACHMENT BRUSH CUTTER 60 SF	1254	527	185	
912	290-2059	SKIDSTEER ATTACHMENT BRUSH CUTTER 66 SF	1169	464	166	
913	290-2060	SKIDSTEER ATTACHMENT BRUSH CUTTER 72 SF	1254	527	185	
914	290-2061	SKIDSTEER ATTACHMENT BRUSH CUTTER 96 SF	1785	756	266	
915	290-2062	SKIDSTEER ATTACHMENT BRUSH CUTTER 60 HF	1785	756	266	
916	290-2063	SKIDSTEER ATTACHMENT BRUSH CUTTER 72 HF	1488	630	223	
917	290-2065	SKIDSTEER ATTACHMENT FORESTRY MULCHER	3825	1800	760	
918	290-2070	SKIDSTEER ATTACHMENT PLANER 14IN SF	2040	1035	309	
919	290-2073	SKIDSTEER ATTACHMENT PLANER 18IN HF	2125	1103	361	
920	290-2075	SKIDSTEER ATTACHMENT PLANER 24IN HF	2508	1305	428	
921	290-2080	SKIDSTEER ATTACHMENT TILLER	638	293	105	
922	290-2085	SKIDSTEER ATTACHMENT SILTFENCE INSTALLER	612	216	76	
923	290-2090	SKIDSTEER ATTACHMENT STUMP GRINDER	829	360	109	
924	290-2092	SKIDSTEER ATTACHMENT POST DRIVER	850	340	120	
925	290-2095	SKIDSTEER ATTACHMENT SPREADER	612	216	76	
926	290-2100	SKIDSTEER ATTACHMENT TREE BOOM	357	189	67	
927	290-2105	SKIDSTEER ATTACHMENT TILE SCRAPER	408	216	76	
928	290-2110	SKIDSTEER ATTACHMENT BACKHOE	829	360	109	
929	290-2120	SKIDSTEER ATTACHMENT SHEAR	878	360	109	
930	290-2125	SKIDSTEER ATTACHMENT DOZER BLADE	357	189	67	
931	290-2130	SKIDSTEER ATTACHMENT MISCELLANEOUS	408	216	76	
932	290-2135	SKIDSTEER ATTACHMENT VACUUM LIFT BATTERY	810	405	170	
933	290-2140	SKIDSTEER ATTACHMENT FORKS 42IN	238	108	38	
934	290-2145	SKIDSTEER ATTACHMENT FORKS 48IN	238	108	38	
935	290-2148	SKIDSTEER ATTACHMENT FORKS 72IN	531	238	81	ADD

**HERC RENTALS - CONTRACT 2019000318-7  
EXHIBIT A.3 - GOLD PRICING**

	<b>Cat Class</b>	<b>Description</b>	<b>Month</b>	<b>Week</b>	<b>Day</b>	<b>Change</b>
936	290-2155	SKIDSTEER ATTACHMENT POLE SETTER	504	216	76	
937	290-2195	SKIDSTEER ATTACHMENT ASPHALT FLOAT	893	378	166	
938	290-2200	SKIDSTEER ATTACHMENT BREAKER <90 LBS	935	446	157	
939	290-2205	SKIDSTEER ATTACHMENT BREAKER 91-190 LBS	935	446	157	
940	290-2210	SKIDSTEER ATTACHMENT BREAKER 191-290 LBS	935	446	157	
941	290-2220	SKIDSTEER ATTACHMENT BREAKER 291-390 LBS	935	446	157	
942	290-2225	SKIDSTEER ATTACHMENT BREAKER 391-600 LBS	1148	527	185	
943	290-2230	COMBO SSL M-EX ATTACH BREAKER 391-600LBS	1148	527	185	
944	290-2235	SKIDSTEER ATTACHMENT BREAKER 601-900 LBS	1148	527	185	
945	290-2240	SKIDSTEER ATTACHMENT BREAKER 901-1250LBS	1148	527	185	
946	290-2300	SKIDSTEER ATTACHMENT BUCKET 36IN	77	27	10	
947	290-2320	SKIDSTEER ATTACHMENT BUCKET 44IN 4 IN 1	383	135	57	
948	290-2325	SKIDSTEER ATTACHMENT BUCKET 44IN	77	27	10	
949	290-2332	SKIDSTEER ATTACHMENT BUCKET 56IN LOW-PRO	77	27	10	
950	290-2340	SKIDSTEER ATTACHMENT BUCKET 62IN	77	27	10	
951	290-2345	SKIDSTEER ATTACHMENT BUCKET 62IN 4 IN 1	383	135	57	
952	290-2350	SKIDSTEER ATTACHMENT BUCKET 62IN LOW-PRO	77	27	10	
953	290-2360	SKIDSTEER ATTACHMENT BUCKET 66IN	77	27	10	
954	290-2365	SKIDSTEER ATTACHMENT BUCKET 66IN 4 IN 1	383	135	57	
955	290-2370	SKIDSTEER ATTACHMENT BUCKET 66IN LOW-PRO	77	27	10	
956	290-2380	SKIDSTEER ATTACHMENT BUCKET 68IN	77	27	10	
957	290-2385	SKIDSTEER ATTACHMENT BUCKET 68IN 4 IN 1	383	135	57	
958	290-2390	SKIDSTEER ATTACHMENT BUCKET 68IN LOW-PRO	77	27	10	
959	290-2400	SKIDSTEER ATTACHMENT BUCKET 72IN	77	27	10	
960	290-2402	SKIDSTEER ATTACHMENT BUCKET 72IN LOW-PRO	77	27	10	
961	290-2405	SKIDSTEER ATTACHMENT BUCKET 72IN 4 IN 1	383	135	57	
962	290-2420	SKIDSTEER ATTACHMENT BUCKET 74IN	77	27	10	
963	290-2425	SKIDSTEER ATTACHMENT BUCKET 74IN 4 IN 1	383	135	57	
964	290-2430	SKIDSTEER ATTACHMENT BUCKET 74IN LIGHT	77	27	10	
965	290-2435	SKIDSTEER ATTACHMENT BUCKET 74IN LOW-PRO	77	27	10	
966	290-2440	SKIDSTEER ATTACHMENT BUCKET 78IN LOW-PRO	77	27	10	
967	290-2460	SKIDSTEER ATTACHMENT BUCKET 80IN	77	27	10	
968	290-2467	SKIDSTEER ATTACHMENT BUCKET 80IN LOW-PRO	77	27	10	
969	290-2475	SKIDSTEER ATTACHMENT BUCKET 84IN	77	27	10	
970	290-2500	SKIDSTEER ATTACHMENT BRUSH GRAPPLE	468	203	71	
971	290-2502	SKIDSTEER ATTACHMENT GRAPPLE BKT 36IN	455	170	55	
972	290-2503	SKIDSTEER ATTACHMENT GRAPPLE BKT 48IN	455	170	55	
973	290-2505	SKIDSTEER ATTACHMENT GRAPPLE BKT 60-65IN	489	216	76	
974	290-2510	SKIDSTEER ATTACHMENT GRAPPLE BKT 66-71IN	489	216	76	
975	290-2515	SKIDSTEER ATTACHMENT GRAPPLE BKT 72-77IN	489	216	76	
976	290-2520	SKIDSTEER ATTACHMENT GRAPPLE BKT >77IN	489	216	76	
977	290-2600	TOOLCAT ATTACHMENT SPREADER	489	216	76	
978	290-3000	TRACTOR ATTACHMENT AUGER	765	297	105	
979	290-3010	TRACTOR ATTACHMENT SNOW PUSHER	489	176	81	
980	290-3020	TRACTOR ATTACHMENT RIPPER	340	135	48	
981	290-3030	TRACTOR ATTACHMENT BOX BLADE	340	135	48	
982	290-3035	TRACTOR ATTACHMENT LANDSCAPE RAKE 3PT	360	135	48	
983	290-3040	TRACTOR ATTACHMENT ROTARY BRUSH MOWER	404	149	62	
984	290-3045	TRACTOR ATTACHMENT BOOM MOWER	1550	600	250	
985	290-3047	TRACTOR ATTACHMENT FLAIL MOWER	630	245	80	
986	290-3060	TRACTOR ATTACHMENT TILLER	553	203	71	
987	290-3070	TRACTOR ATTACHMENT SPREADER	383	135	57	
988	290-3080	TRACTOR ATTACHMENT BACKHOE	1035	446	138	
989	290-4010	BACKHOE ATTACHMENT COMPACTION WHL 12IN	723	338	119	
990	290-4015	BACKHOE ATTACHMENT COMPACTION WHL 18IN	723	338	119	

**HERC RENTALS - CONTRACT 2019000318-7**  
**EXHIBIT A.3 - GOLD PRICING**

	<b>Cat Class</b>	<b>Description</b>	<b>Month</b>	<b>Week</b>	<b>Day</b>	<b>Change</b>
991	290-4020	BACKHOE ATTACHMENT COMPACTION WHL 24IN	723	338	119	
992	290-4025	BACKHOE ATTACHMENT SHEAR	3188	1346	470	
993	290-4030	BACKHOE ATTACHMENT THUMB	128	68	24	
994	290-4050	BACKHOE ATTACHMENT FORKS 42IN	293	122	43	
995	290-4055	BACKHOE ATTACHMENT FORKS 48IN	293	122	43	
996	290-4060	BACKHOE ATTACHMENT FORKS 60IN	319	135	48	
997	290-4065	BACKHOE ATTACHMENT FORKS 72IN	319	135	48	
998	290-4100	BACKHOE BUCKET CRIBBING 8IN QC	100	50	25	
999	290-4105	BACKHOE BUCKET CRIBBING 8IN PO	100	50	25	
1000	290-4120	BACKHOE BUCKET TRENCH 12IN QC	100	50	25	
1001	290-4130	BACKHOE BUCKET TRENCH 16IN QC	100	50	25	
1002	290-4140	BACKHOE BUCKET TRENCH 18IN QC	100	50	25	
1003	290-4145	BACKHOE BUCKET TRENCH 18IN PO	100	50	25	
1004	290-4150	BACKHOE BUCKET TRENCH 24IN QC	100	50	25	
1005	290-4152	BACKHOE BUCKET SMOOTH 24IN QC	100	50	25	
1006	290-4155	BACKHOE BUCKET TRENCH 24IN PO	100	50	25	
1007	290-4160	BACKHOE BUCKET TRENCH 30IN QC	100	50	25	
1008	290-4170	BACKHOE BUCKET TRENCH 36IN QC	100	50	25	
1009	290-4180	BACKHOE BUCKET SMOOTH 36IN QC	100	50	25	
1010	290-4190	BACKHOE BUCKET TRENCH 42IN QC	281	99	43	
1011	290-4205	BACKHOE BUCKET SMOOTH 48IN QC	281	99	43	
1012	290-4210	BACKHOE BUCKET TRENCH 48IN QC	281	99	43	
1013	290-4275	BACKHOE BUCKET 1YD COMBO	626	216	76	
1014	290-4280	BACKHOE BUCKET 1YD SIDE DUMP	723	338	119	
1015	290-5000	MINI-EX ATTACHMENT AUGER MED TORQUE	638	257	90	
1016	290-5010	MINI-EX ATTACHMENT COMPACTION WHL	595	270	95	
1017	290-5020	MINI-EX ATTACHMENT FORESTRY MULCHER	2550	1215	474	
1018	290-5145	MINI-EX ATTACHMENT BREAKER 91-190 LBS	935	446	157	
1019	290-5150	MINI-EX ATTACHMENT BREAKER 191-290 LBS	1148	527	185	
1020	290-5155	MINI-EX ATTACHMENT BREAKER 291-390 LBS	1148	527	185	
1021	290-5160	MINI-EX ATTACHMENT BREAKER 391-600 LBS	1148	527	185	
1022	290-5165	MINI-EX ATTACHMENT BREAKER 601-900 LBS	2083	1013	356	
1023	290-5180	MINI-EX ATTACH SWING CPLR UP TO 9K LBS	383	135	48	
1024	290-5182	MINI-EX ATTACH SWING CPLR 9-12K LBS	473	162	57	
1025	290-5184	MINI-EX TLB ATTACH SWING CPLR 12-14K LBS	497	189	67	
1026	290-5186	MINI-EX TLB ATTACH SWING CPLR 14-20K LBS	553	216	76	
1027	290-5205	MINI-EX <19K LBS BUCKET CRIBBING 8IN PO	128	45	19	
1028	290-5210	MINI-EX <19K LBS BUCKET CRIBBING 10IN QC	128	45	19	
1029	290-5220	MINI-EX <19K LBS BUCKET TRENCH <12IN QC	128	45	19	
1030	290-5225	MINI-EX <19K LBS BUCKET TRENCH <12IN PO	128	45	19	
1031	290-5240	MINI-EX <19K LBS BUCKET TRENCH 12IN QC	128	45	19	
1032	290-5245	MINI-EX <19K LBS BUCKET TRENCH 12IN PO	128	45	19	
1033	290-5250	MINI-EX <19K LBS BUCKET SMOOTH 12IN QC	128	45	19	
1034	290-5270	MINI-EX <19K LBS BUCKET TRENCH 16IN QC	128	45	19	
1035	290-5280	MINI-EX <19K LBS BUCKET TRENCH 18IN QC	128	45	19	
1036	290-5285	MINI-EX <19K LBS BUCKET TRENCH 18IN PO	128	45	19	
1037	290-5290	MINI-EX <19K LBS BUCKET SMOOTH 18IN QC	128	45	19	
1038	290-5300	MINI-EX <19K LBS BUCKET TRENCH 20IN QC	128	45	19	
1039	290-5320	MINI-EX <19K LBS BUCKET TRENCH 24IN QC	128	45	19	
1040	290-5325	MINI-EX <19K LBS BUCKET TRENCH 24IN PO	128	45	19	
1041	290-5330	MINI-EX <19K LBS BUCKET SMOOTH 24IN QC	128	45	19	
1042	290-5340	MINI-EX <19K LBS BUCKET TRENCH 30IN QC	128	45	19	
1043	290-5350	MINI-EX <19K LBS BUCKET SMOOTH 30 IN QC	128	45	19	
1044	290-5360	MINI-EX <19K LBS BUCKET TRENCH 36IN QC	128	45	19	
1045	290-5365	MINI-EX <19K LBS BUCKET TRENCH 36IN PO	128	45	19	

**HERC RENTALS - CONTRACT 2019000318-7  
EXHIBIT A.3 - GOLD PRICING**

	<b>Cat Class</b>	<b>Description</b>	<b>Month</b>	<b>Week</b>	<b>Day</b>	<b>Change</b>
1046	290-5370	MINI-EX <19K LBS BUCKET SMOOTH 36IN QC	128	45	19	
1047	290-5380	MINI-EX <19K LBS BUCKET SWING 36IN QC	128	45	19	
1048	290-5390	MINI-EX <19K LBS BUCKET TRENCH 42IN QC	191	68	29	
1049	290-5410	MINI-EX <19K LBS BUCKET TRENCH 48IN QC	191	68	29	
1050	290-5420	MINI-EX <19K LBS BUCKET SMOOTH 48IN QC	191	68	29	
1051	290-5425	MINI-EX <19K LBS BUCKET SMOOTH 48IN PO	191	68	29	
1052	290-5460	MINI-EX <19K LBS BUCKET SWING 54IN QC	191	68	29	
1053	290-6000	EXCAVAT 28K-39K BUCKET TRENCH 12IN QC	255	90	38	
1054	290-6010	EXCAVAT 28K-39K BUCKET TRENCH 18IN QC	255	90	38	
1055	290-6015	EXCAVAT 28K-39K BUCKET TRENCH 18IN PO	255	90	38	
1056	290-6020	EXCAVAT 28K-39K BUCKET TRENCH 24IN QC	255	90	38	
1057	290-6025	EXCAVAT 28K-39K BUCKET TRENCH 24IN PO	255	90	38	
1058	290-6030	EXCAVAT 28K-39K BUCKET TRENCH 30IN QC	255	90	38	
1059	290-6035	EXCAVAT 28K-39K BUCKET TRENCH 30IN PO	255	90	38	
1060	290-6040	EXCAVAT 28K-39K BUCKET TRENCH 36IN QC	255	90	38	
1061	290-6045	EXCAVAT 28K-39K BUCKET TRENCH 36IN PO	255	90	38	
1062	290-6050	EXCAVAT 28K-39K BUCKET TRENCH 42IN QC	255	90	38	
1063	290-6055	EXCAVAT 28K-39K BUCKET TRENCH 42IN PO	255	90	38	
1064	290-6060	EXCAVAT 28K-39K BUCKET TRENCH 48IN QC	255	90	38	
1065	290-6065	EXCAVAT 28K-39K BUCKET TRENCH 48IN PO	255	90	38	
1066	290-6070	EXCAVAT 28K-39K BUCKET SCREEN 48IN QC	255	90	38	
1067	290-6080	EXCAVAT 28K-39K BUCKET TRENCH 60IN QC	383	135	57	
1068	290-6082	EXCAVAT 28K-39K BUCKET SMOOTH 60IN QC	383	135	57	
1069	290-6085	EXCAVAT 28K-39K BUCKET TRENCH 60IN PO	383	135	57	
1070	290-6105	EXCAVAT 28K-39K BUCKET TRENCH 72IN QC	383	135	57	
1071	290-6135	EXCAVAT 39K-50K BUCKET TRENCH 24IN PO	319	113	48	
1072	290-6145	EXCAVAT 39K-50K BUCKET TRENCH 30IN PO	319	113	48	
1073	290-6155	EXCAVAT 39K-50K BUCKET TRENCH 36IN PO	319	113	48	
1074	290-6165	EXCAVAT 39K-50K BUCKET TRENCH 42IN PO	319	113	48	
1075	290-6170	EXCAVAT 39K-50K BUCKET SCREEN 48IN PO	319	113	48	
1076	290-6175	EXCAVAT 39K-50K BUCKET TRENCH 48IN PO	319	113	48	
1077	290-6185	EXCAVAT 39K-50K BUCKET TRENCH 54IN PO	446	167	71	
1078	290-6195	EXCAVAT 39K-50K BUCKET TRENCH 60IN PO	446	167	71	
1079	290-6210	EXCAVAT 39K-50K BUCKET SMOOTH 66IN PO	446	167	71	
1080	290-6215	EXCAVAT 39K-50K BUCKET SMOOTH 72IN PO	446	167	71	
1081	290-6245	EXCAVAT 50K-60K BUCKET TRENCH 24IN PO	319	113	48	
1082	290-6265	EXCAVAT 50K-60K BUCKET TRENCH 36IN PO	319	113	48	
1083	290-6285	EXCAVAT 50K-60K BUCKET TRENCH 48IN PO	319	113	48	
1084	290-6295	EXCAVAT 50K-60K BUCKET TRENCH 54IN PO	446	167	71	
1085	290-6345	EXCAVAT 60K-80K BUCKET TRENCH 24IN PO	383	135	57	
1086	290-6365	EXCAVAT 60K-80K BUCKET TRENCH 36IN PO	383	135	57	
1087	290-6375	EXCAVAT 60K-80K BUCKET TRENCH 42IN PO	383	135	57	
1088	290-6395	EXCAVAT 60K-80K BUCKET TRENCH 54IN PO	383	135	57	
1089	290-6405	EXCAVAT 60K-80K BUCKET TRENCH 60IN PO	574	203	86	
1090	290-6425	EXCAVAT 60K-80K BUCKET TRENCH 72IN PO	574	203	86	
1091	290-6500	EXCAVAT ATTACHMENT GRAPPLE BUCKET	4140	1382	499	
1092	290-6510	EXCAVAT ATTACHMENT FLAIL MOWER	1275	675	238	
1093	290-6517	EXCAVAT ATTACHMENT FORESTRY MULCHER	3825	1700	680	
1094	290-6530	EXCAVAT ATTACHMENT COMPACTION WHL 24IN	1233	540	214	
1095	290-6535	EXCAVAT ATTACHMENT COMPACTION WHL 36IN	1233	540	214	
1096	290-6580	EXCAVAT ATTACHMENT SWING CPLR 28-38K LBS	653	243	86	
1097	290-6585	BACKHOE/8MT EXC ATTACHMENT AUGER	893	338	119	
1098	290-6590	EXCAVAT ATTACHMENT THUMB	323	176	67	
1099	290-6600	EXCAVAT ATTACH P/COMPACTOR 200-299 LBS	531	194	76	
1100	290-6700	EXC TLB ATTACH BREAKER 1251-1800 LBS	2083	1013	356	

**HERC RENTALS - CONTRACT 2019000318-7**  
**EXHIBIT A.3 - GOLD PRICING**

	<b>Cat Class</b>	<b>Description</b>	<b>Month</b>	<b>Week</b>	<b>Day</b>	<b>Change</b>
1101	290-6705	EXCAVAT ATTACHMENT BREAKER 1801-2500 LBS	3825	1755	618	
1102	290-6710	EXCAVAT ATTACHMENT BREAKER 2501-4800 LBS	3825	1755	618	
1103	290-6715	EXCAVAT ATTACHMENT BREAKER 4801-6500 LBS	4930	2295	808	
1104	290-6720	EXCAVAT ATTACHMENT BREAKER >10000 LBS	6630	2835	998	
1105	290-7000	LOADER ATTACHMENT ROOT RAKE NO CLAMP	468	248	105	
1106	290-7005	LOADER ATTACHMENT ROOT RAKE W CLAMP	808	428	185	
1107	290-7010	LOADER ATTACHMENT LANDSCAPE RAKE	591	266	119	
1108	290-7020	LOADER ATTACHMENT SNOW PUSHER	723	338	119	
1109	290-7025	LOADER ATTACHMENT BOOM	319	144	76	
1110	290-7030	LOADER ATTACHMENT TRUSS BOOM	319	144	76	
1111	290-7035	LOADER ATTACHMENT DRUM ROTATOR	319	144	76	
1112	290-7037	LOADER ATTACHMENT FORK ROTATOR	405	203	86	
1113	290-7040	LOADER ATTACHMENT FORKS 48IN	468	248	90	
1114	290-7045	LOADER ATTACHMENT FORKS 60IN	510	261	100	
1115	290-7050	LOADER ATTACHMENT FORKS 72IN	553	279	114	
1116	290-7055	LOADER ATTACHMENT FORKS 84IN	595	297	128	
1117	290-7060	LOADER ATTACHMENT FORKS 96IN	638	315	143	
1118	290-7100	COMPACT LOADER BUCKET	319	144	76	
1119	290-7102	LOADER BUCKET SKELETON 3YD	675	315	143	
1120	290-7110	LOADER BUCKET <4YD	293	135	48	
1121	290-7115	LOADER BUCKET 4YD AND OVER	361	176	71	
1122	290-7120	LOADER BUCKET COMBINATION	506	225	90	
1123	290-7130	LOADER BUCKET LIGHT MATRL	276	135	48	
1124	290-7135	LOADER BUCKET LIGHT MATRL 8YD AND OVER	506	225	90	
1125	290-7140	LOADER BUCKET ROLLOUT 5-6YD	1615	585	261	
1126	290-7145	LOADER BUCKET ROLLOUT 7.5YD AND OVER	1828	698	309	
1127	290-7150	LOADER BUCKET SIDE DUMP	723	338	119	
1128	290-7155	LOADER ATTACHMENT PIPE GRAPPLE FORK	1020	405	143	
1129	290-7157	LOADER ATTACHMENT GRAPPLE BUCKET	723	315	105	
1130	290-7170	WHEEL LOADER ANGLE SWEEPER	2250	1103	361	
1131	290-8000	DOZER ATTACHMENT ROOT RAKE NO CLAMP	360	180	71	
1132	290-8020	CONCRETE HWY BARRIER LIFTING TONGS	385	205	70	
1133	308-1000	CRANE ATTACHMENT FORKS	419	224	56	
1134	310-1035	MANHOLE BOX 8FTX10FTX10FT	1518	534	134	ADD
1135	310-1040	MANHOLE BOX 8FTX8FTX8FT	1040	366	73	ADD
1136	310-4070	SHIELD 8FTX8FT ALUMINUM CORRUGATED	972	342	171	ADD
1137	310-4075	SHORE END 4FT	243	86	17	ADD
1138	320-2065	STEEL PLATE 4FTX8FTX1IN	95	26	7	ADD
1139	320-2100	STEEL PLATE 6FTX10FTX1IN	126	33	10	ADD
1140	320-2155	STEEL PLATE 8FTX12FTX1IN	189	52	14	ADD
1141	320-2185	STEEL PLATE 8FTX16FTX1.5IN	414	109	29	ADD
1142	340-1050	GLASS HANDLER 770LB 9'-4" ELEC	4275	1410	475	
1143	340-1060	GLASS HANDLER 1265LB 11'-10" ELEC	5344	1781	594	
1144	340-1080	GLASS HANDLER 1730LB 12'-9" ELEC	6840	2280	760	
1145	340-1090	GLASS HANDLER 2200LB 13'-5" ELEC	7481	2494	831	
1146	340-1300	GLASS HANDLER 550LB 9FT 7IN MANUAL	855	405	171	
1147	350-1130	CRAWLER CRANE 1990LB 22FT TIP BATT	4038	1344	451	
1148	350-1145	CRAWLER CRANE 1990LB 37FT TIP JIB DF	4489	1496	499	
1149	350-1150	CRAWLER CRANE 1990LB 37FT TIP JIB BATT	5387	1796	599	
1150	350-1185	CRAWLER CRANE 5800LB 31FT TIP BATT	5387	1796	599	
1151	350-1200	CRAWLER CRANE 6450LB 37FT TIP JIB DF	5387	1796	499	
1152	350-1205	CRAWLER CRANE 6450LB 37FT TIP JIB BATT	5985	1995	665	
1153	350-1210	CRAWLER CRANE 6450LB 37FT TIP JIB DSL	5387	1796	599	
1154	350-1225	CRAWLER CRANE 5800LB 52FT TIP HYB	6745	2252	746	
1155	350-1240	CRAWLER CRANE 6680LB 52FT TIP HYB	7600	2541	846	



**HERC RENTALS - CONTRACT 2019000318-7**  
**EXHIBIT A.3 - GOLD PRICING**

	<b>Cat Class</b>	<b>Description</b>	<b>Month</b>	<b>Week</b>	<b>Day</b>	<b>Change</b>
1156	350-1245	CRAWLER CRANE 6680LB 52FT TIP DSL	6745	2252	760	
1157	350-1265	CRAWLER CRANE 6680LB 52FT TIP JIB HYBLMI	7600	2541	846	
1158	350-1270	CRAWLER CRANE 5800LB 54FT TIP DSL LMI	8550	2850	950	
1159	350-1280	CRAWLER CRANE 8920LB 68FT TIP DSL	8123	2708	903	
1160	350-1285	CRAWLER CRANE 8920LB 68FT TIP HYB	9405	3135	1045	
1161	350-1360	GLASS MANIPULATOR 1400LB QUADRA TILT 12V	1900	900	380	
1162	350-1400	CRAWLER CRANE ATTACH GLASS MANIPULATOR	2720	1170	352	
1163	350-1410	CRAWLER CRANE ATTACH AUX WINCH 400FT	1642	577	203	
1164	350-1420	CRAWLER CRANE ATTACH 24IN WORK PLATFORM	485	171	71	
1165	350-2000	CRANE CARRY DECK DSL 5000LB 15FT	3135	1093	375	
1166	350-2010	CRANE CARRY DECK DUAL FUEL 5000LB 15FT	3135	1093	375	
1167	350-2030	CRANE CARRY DECK DSL 8000LB 19FT	3990	1473	546	
1168	350-2040	CRANE CARRY DECK DUAL FUEL 8000LB 19FT	3990	1473	546	
1169	350-2060	CRANE CARRY DECK DSL 18000LB 30FT	4465	1895	689	
1170	350-2070	CRANE CARRY DECK DUAL FUEL 18000LB 30FT	4465	1895	689	
1171	350-2090	CRANE CARRY DECK DSL 30000LB 50FT	6175	2470	945	
1172	350-2100	CRANE CARRY DECK DUAL FUEL 30000LB 50FT	6175	2470	945	
1173	350-3000	CRANE ROUGH TERRAIN DSL 30000LB 60FT	5795	1938	689	
1174	350-3210	CRANE WALK-BEHIND BOOM 3000LB BATTERY	2070	828	342	
1175	355-1010	DRONE TIER 1 (RR)	1780	467	137	
1176	355-1030	DRONE TIER 2 (RR)	1885	520	147	
1177	355-1050	DRONE TIER 3 (RR)	3098	919	263	
1178	355-1070	DRONE TIER 4 (RR)	2620	730	200	
1179	355-1090	DRONE TIER 5 (RR)	9398	2573	625	
1180	355-2030	PAYLOAD TIER 2 (RR)	284	95	32	
1181	355-2050	PAYLOAD TIER 3 (RR)	1990	622	155	
1182	355-2070	PAYLOAD TIER 4 (RR)	2573	782	200	
1183	355-2090	PAYLOAD TIER 5 (RR)	12590	3098	788	
1184	355-2110	DRONE BASE STATION TIER 1 (RR)	1040	269	67	
1185	355-2130	DRONE BASE STATION TIER 2 (RR)	1150	310	88	
1186	400-1020	WORK PLATFORM 2-5 FT DRIVABLE BATT	315	180	95	
1187	400-1025	WORK PLATFORM 6-9 FT DRIVABLE BATT OUTR	355	235	115	
1188	400-1040	MAST LIFT 3-7FT DESK SURFER PUSH AROUND	338	235	125	
1189	400-1050	MAST LIFT 7FT PUSH AROUND MANUAL LIFT	338	235	125	
1190	400-1055	MAST LIFT 8FT PUSH AROUND BATTERY LIFT	450	250	130	
1191	400-1070	MAST LIFT 5-7FT PUSH AROUND ELEC LIFT	315	180	95	
1192	400-1100	MAST LIFT 13-15FT PORTABLE BATT	356	240	130	
1193	400-1200	MAST LIFT 20FT PUSH AROUND OUTR BATT	358	235	100	
1194	400-1210	MAST LIFT 25FT PUSH AROUND OUTR BATT	468	310	120	
1195	400-1220	MAST LIFT 30FT PUSH AROUND OUTR BATT	578	335	155	
1196	400-1222	MAST LIFT 30FT PUSH AROUND NO OUTR BATT	578	335	155	
1197	400-1230	MAST LIFT 36FT PUSH AROUND OUTR BATT	619	380	165	
1198	400-1240	MAST LIFT 40FT PUSH AROUND OUTR BATT	660	435	171	
1199	400-1270	MAST LIFT 12FT DRIVABLE BATT	352	215	90	
1200	400-1280	MAST LIFT 15FT-16FT DRIVABLE BATT	385	225	110	
1201	400-1285	MAST LIFT 15FT DRIVABLE BATT EE RATED	450	275	130	
1202	400-1290	MAST LIFT 20FT DRIVABLE BATT	425	230	118	
1203	400-1291	MAST LIFT 20FT DRIVABLE BLK BATT	425	230	118	
1204	400-1293	MAST LIFT 20FT DRIVABLE LCS BATT	500	295	150	ADD
1205	400-1295	MAST LIFT 25FT DRIVABLE LCS BATT	700	375	195	ADD
1206	400-1300	MAST STYLE BOOM LIFT 20FT BATT	1615	470	195	
1207	400-1310	MAST STYLE BOOM LIFT 26FT BATT	1615	470	195	
1208	400-1320	MAST STYLE BOOM LIFT 32FT BATT	2040	575	244	
1209	405-1053	AIRCRAFT MAINTENANCE STAND PUSH AROUND	540	270	143	
1210	405-1060	SCISSOR LIFT 12-13FT 30IN ELEC	400	230	118	



**HERC RENTALS - CONTRACT 2019000318-7**  
**EXHIBIT A.3 - GOLD PRICING**

	<b>Cat Class</b>	<b>Description</b>	<b>Month</b>	<b>Week</b>	<b>Day</b>	<b>Change</b>
1211	405-1062	SCISSOR LIFT 13FT 30IN COMPACT LCS ELEC	400	230	118	
1212	405-1065	SCISSOR LIFT 13FT X-DECK COMPACT LCS ELE	450	275	130	
1213	405-1070	SCISSOR LIFT 14FT 30IN ELEC	400	230	118	
1214	405-1080	SCISSOR LIFT 15FT 30IN ELEC	400	230	118	
1215	405-1085	SCISSOR LIFT 19FT 32IN COMPACT ELEC	400	230	118	
1216	405-1087	SCISSOR LIFT 19FT 32IN COMPACT LCS ELEC	400	230	118	
1217	405-1088	SCISSOR LIFT 19FT X-DECK COMPACT LCS ELE	450	275	130	
1218	405-1090	SCISSOR LIFT 19FT 30-32IN ELEC	370	195	100	
1219	405-1091	SCISSOR LIFT 19FT 30-32IN BLK ELEC	370	195	100	
1220	405-1095	SCISSOR LIFT 19FT NARROW ELEC EE RATED	400	230	118	
1221	405-1100	SCISSOR LIFT 20FT 30-32IN ELEC	450	245	118	
1222	405-1110	SCISSOR LIFT 20FT 32IN P-DECK ELEC	450	245	118	
1223	405-1140	SCISSOR LIFT 26FT 32IN ELEC	550	272	141	
1224	405-1141	SCISSOR LIFT 26FT 32IN BLK ELEC	550	272	141	
1225	405-1142	SCISSOR LIFT 26FT 32IN COMPACT LCS ELEC	600	290	140	
1226	405-1145	SCISSOR LIFT 26FT 32IN ELEC EE RATED	600	290	140	
1227	405-1150	SCISSOR LIFT 26FT 46IN ELEC	550	272	141	
1228	405-1151	SCISSOR LIFT 26FT 46IN BLK ELEC	550	272	141	
1229	405-1160	SCISSOR LIFT 26FT 69IN ELEC	815	315	147	
1230	405-1170	SCISSOR LIFT 26FT 46IN AVIATION PKG ELEC	815	315	147	
1231	405-1172	SCISSOR LIFT 26FT 46IN AV EE EXT CHG EL	815	315	147	
1232	405-1200	SCISSOR LIFT 32FT 32IN ELEC	775	388	171	
1233	405-1201	SCISSOR LIFT 32FT 32IN BLK ELEC	775	388	171	
1234	405-1210	SCISSOR LIFT 32FT 46-48IN ELEC	750	367	165	
1235	405-1211	SCISSOR LIFT 32FT 46-48IN BLK ELEC	750	367	165	
1236	405-1220	SCISSOR LIFT 33-35FT 68-69IN ELEC	975	470	182	
1237	405-1260	SCISSOR LIFT 40FT 47IN ELEC	1100	525	210	
1238	405-1261	SCISSOR LIFT 40FT 47IN BLK ELEC	1219	525	210	
1239	405-1270	SCISSOR LIFT 40FT 69IN ELEC	1349	560	250	
1240	405-1271	SCISSOR LIFT 40FT 69IN WIDE BLK ELEC	1349	560	250	
1241	405-1300	SCISSOR LIFT 45-46FT 55IN ELEC	1349	560	250	
1242	405-1302	SCISSOR LIFT 45FT 55IN LCS ELEC	1450	625	275	
1243	405-1400	SCISSOR LIFT 26FT RT ELEC	1068	525	230	
1244	405-1430	SCISSOR LIFT 26FT RT DF	1068	525	230	
1245	405-1440	SCISSOR LIFT 26FT RT OUTR DF	1170	560	236	
1246	405-1450	SCISSOR LIFT 26FT RT DSL	1068	525	230	
1247	405-1451	SCISSOR LIFT 26FT RT BLK DSL	1068	525	230	
1248	405-1460	SCISSOR LIFT 26FT RT OUTR DSL	1170	560	236	
1249	405-1485	SCISSOR LIFT 30FT RT 84IN SLEV DECK ELEC	1975	900	385	
1250	405-1500	SCISSOR LIFT 33FT RT 69IN DECK HYB	1275	627	278	
1251	405-1520	SCISSOR LIFT 33FT RT 69IN DECK DF	1208	610	270	
1252	405-1530	SCISSOR LIFT 33FT RT 69IN DECK OUTR DF	1208	610	270	
1253	405-1540	SCISSOR LIFT 33FT RT 69IN DECK DSL	1208	610	270	
1254	405-1550	SCISSOR LIFT 33FT RT 69IN DECK OUTR DSL	1208	610	270	
1255	405-1560	SCISSOR LIFT 33FT RT 84IN DECK DF	1325	627	278	
1256	405-1570	SCISSOR LIFT 33FT RT 84IN DECK OUTR DF	1325	627	278	
1257	405-1580	SCISSOR LIFT 33FT RT 84IN DECK DSL	1325	627	278	
1258	405-1590	SCISSOR LIFT 33FT RT 84IN DECK OUTR DSL	1325	627	278	
1259	405-1600	SCISSOR LIFT 33FT RT 94IN DECK DF	1325	627	278	
1260	405-1610	SCISSOR LIFT 33FT RT 94IN DECK OUTR DF	1325	627	278	
1261	405-1620	SCISSOR LIFT 33FT RT 94IN DECK DSL	1325	627	278	
1262	405-1630	SCISSOR LIFT 33FT RT 94IN DECK OUTR DSL	1325	627	278	
1263	405-1700	SCISSOR LIFT 40FT RT 69IN DECK ELEC	1625	675	304	
1264	405-1710	SCISSOR LIFT 40FT RT 69IN DECK HYB	1625	675	304	
1265	405-1720	SCISSOR LIFT 40FT RT 69IN DECK OUTR HYB	1625	675	304	

**HERC RENTALS - CONTRACT 2019000318-7**  
**EXHIBIT A.3 - GOLD PRICING**

	<b>Cat Class</b>	<b>Description</b>	<b>Month</b>	<b>Week</b>	<b>Day</b>	<b>Change</b>
1266	405-1730	SCISSOR LIFT 40FT RT 69IN DECK DF	1525	645	290	
1267	405-1740	SCISSOR LIFT 40FT RT 69IN DECK OUTR DF	1525	645	290	
1268	405-1770	SCISSOR LIFT 40-45FT RT 94IN DECK DF	1625	675	304	
1269	405-1780	SCISSOR LIFT 40-45FT RT 94IN DECKOUTR DF	1625	675	304	
1270	405-1781	SCISSOR LIFT 40-45FT RT 94IN OUTR BLK DF	1625	675	304	
1271	405-1790	SCISSOR LIFT 40-45FT RT 94IN DECK DSL	1625	675	304	
1272	405-1800	SCISSOR LIFT 40-45FT RT 94IN DECKOUTRDSL	1625	675	304	
1273	405-1850	SCISSOR LIFT 50-53FT RT OUTRIG DF	2097	830	350	
1274	405-1851	SCISSOR LIFT 50-53FT RT OUTRIG BLK DF	2097	830	350	
1275	405-1860	SCISSOR LIFT 50-53FT RT OUTRIG DSL	2097	830	350	
1276	405-1880	SCISSOR LIFT 60FT RT OUTRIG DSL	3780	1440	567	
1277	410-1010	BOOM TOWABLE 35FT BATTERY	1575	670	281	
1278	410-1020	BOOM TOWABLE 35FT GAS	1575	670	281	
1279	410-1030	BOOM TOWABLE 50FT BATTERY	1850	854	330	
1280	410-1040	BOOM TOWABLE 50FT GAS	1850	854	330	
1281	410-2010	BOOM ARTICULATED 30FT JIB NARROW ELEC	1420	570	270	
1282	410-2020	BOOM ARTICULATED 30FT NAR ROT JIB ELEC	1420	570	270	
1283	410-2030	BOOM ARTICULATED 33FT ELEC	1420	570	270	
1284	410-2045	BOOM ARTICULATED 34FT NARROW JIB ELEC	1420	570	270	
1285	410-2050	BOOM ARTICULATED 34FT WIDE JIB ELEC	1420	570	270	
1286	410-2060	BOOM ARTICULATED 34FT 4WD HYB	1600	655	310	
1287	410-2070	BOOM ARTICULATED 40FT NARROW JIB ELEC	1600	655	310	
1288	410-2071	BOOM ARTICULATED 40FT NAR JIB BLK ELEC	1600	655	310	
1289	410-2080	BOOM ARTICULATED 40FT NAR ROT JIB ELEC	1600	655	310	
1290	410-2100	BOOM ARTICULATED 40FT WIDE ROT JIB ELEC	1600	655	310	
1291	410-2130	BOOM ARTICULATED 45FT ELEC	1600	655	310	
1292	410-2131	BOOM ARTICULATED 45FT JIB BLK ELEC	1600	655	310	
1293	410-2140	BOOM ARTICULATED 45FT JIB ELEC	1600	655	310	
1294	410-2145	BOOM ARTICULATED 45FT JIB EE RATED ELEC	1700	725	375	
1295	410-2500	BOOM STRAIGHT 60FT JIB 2WD ELEC	2800	1295	515	
1296	410-2501	BOOM STRAIGHT 60FT JIB BLK ELEC	2800	1295	515	
1297	410-2510	BOOM STRAIGHT 60FT JIB 4WD ELEC	2800	1295	515	
1298	410-2530	BOOM STRAIGHT 60FT JIB 4WD HYB	2800	1295	515	
1299	410-2540	BOOM ARTICULATED 60FT JIB 4WD ELEC	2800	1295	515	ADD
1300	410-3010	BOOM ARTICULATED 34FT 2WD DF	1492	615	275	
1301	410-3020	BOOM ARTICULATED 34FT 2WD DSL	1492	615	275	
1302	410-3030	BOOM ARTICULATED 34FT JIB 4WD DF	1492	615	275	
1303	410-3040	BOOM ARTICULATED 34FT JIB 4WD DSL	1492	615	275	
1304	410-3050	BOOM ARTICULATED 45FT 2WD DF	1600	655	310	
1305	410-3070	BOOM ARTICULATED 45FT 4WD DF	1600	655	310	
1306	410-3071	BOOM ARTICULATED 45FT BLK DF	1600	655	310	
1307	410-3080	BOOM ARTICULATED 45FT JIB 4WD DF	1600	655	310	
1308	410-3081	BOOM ARTICULATED 45FT JIB BLK DF	1600	655	310	
1309	410-3082	BOOM ARTICULATED 45FT JIB BLK DF HIGHCAP	1600	655	310	ADD
1310	410-3110	BOOM ARTICULATED 45FT 4WD DSL	1600	655	310	
1311	410-3111	BOOM ARTICULATED 45FT JIB BLK DSL	1600	655	310	
1312	410-3120	BOOM ARTICULATED 45FT JIB 4WD DSL	1600	655	310	
1313	410-3127	BOOM ARTICULATED 45FT JIB 4WD HYB	1600	655	310	
1314	410-3131	BOOM ARTICULATED 60FT BLK DF	2200	875	380	
1315	410-3140	BOOM ARTICULATED 60FT JIB 2WD DF	2200	875	380	
1316	410-3161	BOOM ARTICULATED 60FT JIB BLK DSL	2200	875	380	
1317	410-3170	BOOM ARTICULATED 60FT 4WD DF	2200	875	380	
1318	410-3180	BOOM ARTICULATED 60FT JIB 4WD DF	2200	875	380	
1319	410-3181	BOOM ARTICULATED 60FT JIB BLK DF	2200	875	380	
1320	410-3182	BOOM ARTICULATED 60FT JIB BLK DF HIGHCAP	2200	875	380	ADD

**HERC RENTALS - CONTRACT 2019000318-7**  
**EXHIBIT A.3 - GOLD PRICING**

	<b>Cat Class</b>	<b>Description</b>	<b>Month</b>	<b>Week</b>	<b>Day</b>	<b>Change</b>
1321	410-3190	BOOM ARTICULATED 60FT 4WD DSL	2200	875	380	
1322	410-3191	BOOM ARTICULATED 60FT BLK DSL	2200	875	380	
1323	410-3200	BOOM ARTICULATED 60FT JIB 4WD DSL	2200	875	380	
1324	410-3205	BOOM ARTICULATED 60FT JIB 4WD HYB	2800	1295	515	
1325	410-3231	BOOM ARTICULATED 80FT JIB BLK DF	3995	1685	736	
1326	410-3232	BOOM ARTICULATED 80FT JIB BLK DF HIGHCAP	3995	1685	736	
1327	410-3261	BOOM ARTICULATED 80FT JIB BLK DSL	3995	1685	736	
1328	410-3270	BOOM ARTICULATED 80FT 4WD DF	3995	1685	736	
1329	410-3271	BOOM ARTICULATED 80FT BLK DF	3995	1685	736	
1330	410-3280	BOOM ARTICULATED 80FT JIB 4WD DF	3995	1685	736	
1331	410-3290	BOOM ARTICULATED 80FT 4WD DSL	3995	1685	736	
1332	410-3300	BOOM ARTICULATED 80FT JIB 4WD DSL	3995	1685	736	
1333	410-3310	BOOM ARTICULATED 80FT JIB 4WD HYB	4500	2355	935	
1334	410-3350	BOOM ARTICULATED 125FT JIB 4WD DSL	7555	3360	1330	
1335	410-3351	BOOM ARTICULATED 125FT JIB BLK DSL	7555	3360	1330	
1336	410-3360	BOOM ARTICULATED 135FT JIB 4WD DSL	8250	3920	1470	
1337	410-3380	BOOM ARTICULATED 150FT JIB 4WD DSL	18000	7300	2400	
1338	410-4000	BOOM STRAIGHT 34FT JIB 4WD DSL	1492	615	275	
1339	410-4020	BOOM STRAIGHT 40FT 2WD DSL	1600	655	310	
1340	410-4030	BOOM STRAIGHT 40FT 4WD DF	1600	655	310	
1341	410-4040	BOOM STRAIGHT 40FT 4WD DSL	1600	655	310	
1342	410-4041	BOOM STRAIGHT 40FT BLK DSL	1600	655	310	
1343	410-4045	BOOM STRAIGHT 40FT 4WD HIGH CAP DSL	1600	655	310	ADD
1344	410-4080	BOOM STRAIGHT 45FT JIB 4WD DF	1600	655	310	
1345	410-4090	BOOM STRAIGHT 45FT JIB 4WD DSL	1600	655	310	
1346	410-4091	BOOM STRAIGHT 45FT JIB BLK DSL	1600	655	310	
1347	410-4092	BOOM STRAIGHT 45FT JIB HIGH CAP DSL	1600	655	310	ADD
1348	410-4110	BOOM STRAIGHT 60FT 2WD DF	2200	875	380	
1349	410-4111	BOOM STRAIGHT 60FT BLK DF	2200	875	380	
1350	410-4130	BOOM STRAIGHT 60FT 4WD DF	2200	875	380	
1351	410-4140	BOOM STRAIGHT 60FT 4WD DSL	2200	875	380	
1352	410-4141	BOOM STRAIGHT 60FT BLK DSL	2200	875	380	
1353	410-4145	BOOM STRAIGHT 60FT JIB 4WD DSL	2200	875	380	
1354	410-4150	BOOM STRAIGHT 60FT CRAWLER DSL	4000	1750	600	
1355	410-4151	BOOM STRAIGHT 60FT JIB BLK DSL	2200	875	380	
1356	410-4155	BOOM STRAIGHT 60FT SOFT TOUCH DSL	2265	900	400	
1357	410-4180	BOOM STRAIGHT 65FT JIB 4WD DF	2265	900	400	
1358	410-4190	BOOM STRAIGHT 65FT JIB 4WD DSL	2265	900	400	
1359	410-4191	BOOM STRAIGHT 65FT JIB 4WD BLK DSL	2265	900	400	ADD
1360	410-4200	BOOM STRAIGHT 65FT JIB CRAWLER DSL	4950	2250	850	
1361	410-4211	BOOM STRAIGHT 80FT BLK DF	3995	1685	736	
1362	410-4221	BOOM STRAIGHT 80FT BLK DSL	3995	1685	736	
1363	410-4230	BOOM STRAIGHT 80FT 4WD DF	3995	1685	736	
1364	410-4240	BOOM STRAIGHT 80FT 4WD DSL	3995	1685	736	
1365	410-4241	BOOM STRAIGHT 80FT BLK DSL HIGH CAP	3995	1685	736	
1366	410-4242	BOOM STRAIGHT 80FT 4WD DSL HIGH CAP	3995	1685	736	
1367	410-4270	BOOM STRAIGHT 85FT JIB 4WD DF	4095	1745	771	
1368	410-4300	BOOM STRAIGHT 85FT JIB 4WD DSL	4095	1745	771	
1369	410-4301	BOOM STRAIGHT 85FT JIB BLK DSL	4095	1745	771	
1370	410-4305	BOOM STRAIGHT 85FT JIB 4WD DSL HIGH CAP	4095	1745	771	
1371	410-4350	BOOM STRAIGHT 105FT JIB 4WD DSL	6825	3090	1225	
1372	410-4400	BOOM STRAIGHT 120FT JIB 4WD DSL	7555	3360	1330	
1373	410-4401	BOOM STRAIGHT 120FT JIB 4WD BLK DSL	7555	3360	1330	
1374	410-4410	BOOM STRAIGHT 125FT JIB 4WD DSL	7555	3360	1330	
1375	410-4420	BOOM STRAIGHT 135FT JIB 4WD DSL	8250	3920	1470	

**HERC RENTALS - CONTRACT 2019000318-7**  
**EXHIBIT A.3 - GOLD PRICING**

	<b>Cat Class</b>	<b>Description</b>	<b>Month</b>	<b>Week</b>	<b>Day</b>	<b>Change</b>
1376	410-4421	BOOM STRAIGHT 135FT JIB BLK DSL	8250	3920	1470	
1377	410-4422	BOOM STRAIGHT 135FT 30FTJIB 4WD HIGH CAP	8250	3920	1470	
1378	410-4430	BOOM STRAIGHT 150FT JIB 4WD DSL	18000	7300	2400	
1379	410-4440	BOOM STRAIGHT 180-185FT JIB 4WD DSL	23500	9990	4100	
1380	415-1000	GLAZIER PANEL LIFT KIT	421	122	43	
1381	415-1050	ZERO G TOOL HOLDER ATTACHMENT	765	405	114	
1382	415-1500	SCISSOR ATTCH 19' EXT DECK FOR GENIE SHU	425	180	95	
1383	415-1505	PIPE RACK FOR SKYJACK RT SCISSOR	216	113	71	
1384	415-1506	PIPE RACK FOR SKYJACK ELECTRIC SCISSOR	216	113	71	
1385	415-1510	PIPE RACK FOR GENIE RT SCISSOR	216	113	71	
1386	415-1512	PIPE RACK FOR GENIE ELECTRIC SCISSOR	216	113	71	
1387	415-1515	PIPE CRADLE FOR GENIE S AND Z BOOMLIFTS	216	113	48	
1388	450-2000	WAREHOUSE FORKLIFT 2000LB CUSHION ELEC	1520	626	238	
1389	450-2010	WAREHOUSE FORKLIFT 3000LB PNEU DSL	1050	425	183	
1390	450-2020	WAREHOUSE FORKLIFT 3000LB PNEU DF	1050	425	183	
1391	450-2030	WAREHOUSE FORKLIFT 3000LB CUSHION ELEC	1520	626	238	
1392	450-2040	WAREHOUSE FORKLIFT 3000LB CUSHION LPG	1050	425	183	
1393	450-2050	WAREHOUSE FORKLIFT 3000LB 3W STDUP ELEC	1580	653	261	
1394	450-2055	WAREHOUSE FORKLIFT 3500LB 3W STDUP ELEC	1580	653	261	
1395	450-2057	WAREHOUSE FORKLIFT 4000LB 3W STDUP ELEC	1580	653	261	
1396	450-2085	WAREHOUSE FORKLIFT 4000LB CUSH LPS RATED	1050	425	183	
1397	450-2090	WAREHOUSE FORKLIFT 4000LB 3W SIT ELEC	1580	653	261	
1398	450-2100	WAREHOUSE FORKLIFT 4000LB CUSHION ELEC	1580	653	261	
1399	450-2110	WAREHOUSE FORKLIFT 5000LB PNEU DSL	1100	525	207	
1400	450-2115	WAREHOUSE FORKLIFT 5000LB PNEU DSL CAB	1395	589	261	
1401	450-2120	WAREHOUSE FORKLIFT 5000LB PNEU DF	995	404	164	
1402	450-2130	WAREHOUSE FORKLIFT 5000LB PNEU ELEC	1680	675	280	
1403	450-2140	WAREHOUSE FORKLIFT 5000LB CUSHION ELEC	1680	675	280	
1404	450-2150	WAREHOUSE FORKLIFT 5000LB CUSHION LPG	995	404	164	
1405	450-2160	WAREHOUSE FORKLIFT 5000LB LOWPRO PNEU DF	1100	525	207	
1406	450-2170	WAREHOUSE FORKLIFT 5000LB QUAD PNEU DF	1100	525	207	
1407	450-2180	WAREHOUSE FORKLIFT 6000LB PNEU DSL	1100	525	207	
1408	450-2185	WAREHOUSE FORKLIFT 6000LB PNEU DSL CAB	1395	589	261	
1409	450-2190	WAREHOUSE FORKLIFT 6000LB PNEU DF	1100	525	207	
1410	450-2191	WAREHOUSE FORKLIFT 6000LB PNEU LP	1100	525	207	ADD
1411	450-2200	WAREHOUSE FORKLIFT 6000LB CUSHION DF	1100	525	207	
1412	450-2210	WAREHOUSE FORKLIFT 6000LB CUSHION ELEC	1800	788	309	
1413	450-2215	WAREHOUSE FORKLIFT 6000LB CUSHION EE BAT	2250	855	333	
1414	450-2220	WAREHOUSE FORKLIFT 6000LB SINGLE-DBL DF	1463	613	233	
1415	450-2230	WAREHOUSE FORKLIFT 6000LB FOAM FILL DF	1463	613	233	
1416	450-2240	WAREHOUSE FORKLIFT 6000LB QUAD PNEU DF	1100	525	207	
1417	450-2242	WAREHOUSE FORKLIFT 6000LB QUAD PNEU LP	1100	525	207	ADD
1418	450-2250	WAREHOUSE FORKLIFT 7000LB PNEU DSL	1600	645	225	
1419	450-2260	WAREHOUSE FORKLIFT 8000LB PNEU DSL	1600	645	225	
1420	450-2265	WAREHOUSE FORKLIFT 8000LB PNEU DSL CAB	1724	685	275	
1421	450-2270	WAREHOUSE FORKLIFT 8000LB PNEU DF	1600	645	225	
1422	450-2275	WAREHOUSE FORKLIFT 8000LB PNEU DF CAB	1724	685	275	
1423	450-2280	WAREHOUSE FORKLIFT 8000LB PNEU LPG	1600	645	225	
1424	450-2305	WAREHOUSE FORKLIFT 10000LB CUSHION ELEC	2480	945	333	
1425	450-2310	WAREHOUSE FORKLIFT 10000LB PNEU DSL	1885	715	285	
1426	450-2315	WAREHOUSE FORKLIFT 10000LB PNEU DSL CAB	2000	850	325	
1427	450-2320	WAREHOUSE FORKLIFT 10000LB PNEU DF	1885	715	285	
1428	450-2325	WAREHOUSE FORKLIFT 10000LB PNEU DF CAB	2000	850	325	
1429	450-2330	WAREHOUSE FORKLIFT 10000LB CUSHION LPG	1885	715	285	
1430	450-2345	WAREHOUSE FORKLIFT 12000LB CUSHION ELEC	2800	1148	428	

**HERC RENTALS - CONTRACT 2019000318-7  
EXHIBIT A.3 - GOLD PRICING**

	<b>Cat Class</b>	<b>Description</b>	<b>Month</b>	<b>Week</b>	<b>Day</b>	<b>Change</b>
1431	450-2360	WAREHOUSE FORKLIFT 12000LB PNEU DF	2635	935	315	
1432	450-2370	WAREHOUSE FORKLIFT 15000LB PNEU DSL	3400	1403	550	
1433	450-2375	WAREHOUSE FORKLIFT 15000LB PNEU DSL CAB	3500	1450	570	
1434	450-2380	WAREHOUSE FORKLIFT 15000LB CUSHION LPG	3400	1403	550	
1435	450-2390	WAREHOUSE FORKLIFT 15000LB PNEU DF	3400	1403	550	
1436	450-2395	WAREHOUSE FORKLIFT 15000LB PNEU DF CAB	3500	1450	570	
1437	450-2400	WAREHOUSE FORKLIFT 16000LB PNEU DSL	3570	1488	585	
1438	450-2410	WAREHOUSE FORKLIFT 20000LB PNEU DSL	5500	2380	945	
1439	450-2420	WAREHOUSE FORKLIFT 22000LB PNEU DSL	5500	2380	945	
1440	450-2430	WAREHOUSE FORKLIFT 26000LB PNEU DSL ROPS	5500	2380	945	
1441	450-2435	WAREHOUSE FORKLIFT 26000LB PNEU CAB DSL	6333	2550	990	
1442	450-2440	WAREHOUSE FORKLIFT 30000LB PNEU DSL	6333	2550	990	
1443	450-2450	WAREHOUSE FORKLIFT 36000LB PNEU DSL ROPS	6333	2550	990	
1444	450-2455	WAREHOUSE FORKLIFT 36000LB PNEU CAB DSL	7191	2700	1025	
1445	450-2460	WAREHOUSE FORKLIFT 45000LB PNEU DSL	8458	3103	1440	
1446	450-2470	WAREHOUSE FORKLIFT 55000LB PNEU DSL	13500	5220	1980	
1447	455-1000	STRAIGHTMAST RT FORKLIFT 5000LB 4WD	1750	830	337	
1448	455-1010	STRAIGHTMAST RT FORKLIFT 6000LB 2WD	1750	830	337	
1449	455-1015	STRAIGHTMAST RT FORKLIFT CAB 6000LB 2WD	1838	850	368	
1450	455-1020	STRAIGHTMAST RT FORKLIFT 6000LB 4WD	1838	850	368	
1451	455-1025	STRAIGHTMAST RT FORKLIFT CAB 6000LB 4WD	2025	935	375	
1452	455-1027	STRAIGHTMAST RT FORKLIFT CAB 7000LB 4WD	2025	935	375	
1453	455-1030	STRAIGHTMAST RT FORKLIFT 8000LB 2WD	1838	850	368	
1454	455-1035	STRAIGHTMAST RT FORKLIFT CAB 8000LB 2WD	2025	935	375	
1455	455-1040	STRAIGHTMAST RT FORKLIFT 8000LB 4WD	2025	935	375	
1456	455-1042	STRAIGHTMAST RT FORKLIFT CAB 8000LB 4WD	2100	1010	378	
1457	455-1045	STRAIGHTMAST RT FORKLIFT 8000LB 4WD LOWP	2100	1010	378	
1458	455-1050	STRAIGHTMAST RT FORKLIFT 10000LB 2WD	2775	1440	495	
1459	455-1060	STRAIGHTMAST RT FORKLIFT 10000LB 4WD	2888	1440	495	
1460	455-1065	STRAIGHTMAST RT FORKLIFT 12000LB 2WD	2925	1466	518	
1461	455-1070	STRAIGHTMAST RT FORKLIFT 12000LB 4WD	3000	1466	518	
1462	455-1080	STRAIGHTMAST RT FORKLIFT 20000LB 4WD	4050	1700	608	
1463	460-1000	TELEHANDLER 3000LB 13FT LIFT ROPS	1775	790	303	
1464	460-1005	TELEHANDLER 3000LB 13FT LIFT CAB	1825	850	318	ADD
1465	460-1010	TELEHANDLER 5500LB 16-20FT LIFT ROPS	1775	790	303	
1466	460-1011	TELEHANDLER 5500LB 16-20FT LIFT ROPS BLK	1775	790	303	
1467	460-1015	TELEHANDLER 5500LB 16-20FT LIFT CAB	1825	850	318	
1468	460-1019	TELEHANDLER 6000LB 13FT LIFT ROPS	1975	875	371	
1469	460-1020	TELEHANDLER 6000LB 34-36FT LIFT ROPS	1975	875	371	
1470	460-1025	TELEHANDLER 6000LB 34-36FT LIFT CAB	2075	975	375	
1471	460-1030	TELEHANDLER 6000LB 42-44FT LIFT ROPS	1975	875	371	
1472	460-1035	TELEHANDLER 6000LB 42-44FT LIFT CAB	2075	975	375	
1473	460-1040	TELEHANDLER 8000LB 42-44FT LIFT ROPS	2295	1045	390	
1474	460-1045	TELEHANDLER 8000LB 42-44FT LIFT CAB	2395	1068	400	
1475	460-1050	TELEHANDLER 9000LB 42-44FT LIFT ROPS	3250	1385	495	
1476	460-1055	TELEHANDLER 9000LB 42-44FT LIFT CAB	3300	1505	495	
1477	460-1060	TELEHANDLER 10000LB 42-44FT LIFT ROPS	3250	1385	495	
1478	460-1065	TELEHANDLER 10000LB 42-44FT LIFT CAB	3300	1505	530	
1479	460-1070	TELEHANDLER 10000LB 50-56FT LIFT ROPS	3250	1385	495	
1480	460-1071	TELEHANDLER 10000LB 50-56FT LIFT ROPS BLK	3250	1385	495	
1481	460-1075	TELEHANDLER 10000LB 50-56FT LIFT CAB	3300	1505	530	
1482	460-1080	TELEHANDLER 12000LB 55-56FT LIFT ROPS	4225	1995	625	
1483	460-1081	TELEHANDLER 12000LB 55FT LIFT ROPS BLK	4225	1995	625	
1484	460-1085	TELEHANDLER 12000LB 55-56FT LIFT CAB	4355	2097	660	
1485	460-1087	TELEHANDLER 15-16000LB 44FT LIFT	7700	3500	1290	



**HERC RENTALS - CONTRACT 2019000318-7**  
**EXHIBIT A.3 - GOLD PRICING**

	<b>Cat Class</b>	<b>Description</b>	<b>Month</b>	<b>Week</b>	<b>Day</b>	<b>Change</b>
1486	460-1088	TELEHANDLER 17000LB 32FT LIFT	9900	4320	1615	
1487	460-1090	TELEHANDLER 20000LB 44FT LIFT CAB	16000	5600	2000	
1488	464-1016	COMPACT CRAWLER BOOM LIFT 40-44' BATTERY	7000	4250	2019	
1489	464-1022	COMPACT CRAWLER BOOM LIFT 50-59' BATTERY	8500	5220	2470	
1490	464-1036	COMPACT CRAWLER BOOM LIFT 70-79' BATTERY	14000	7000	3420	
1491	464-1042	COMPACT WHEELED BOOM LIFT 90-99' HYB	16000	8159	3862	
1492	480-1030	RAMP LOADING	1130	336	144	
1493	480-1060	DOLLY STAIR CLIMBER 1500# CAP	506	240	68	
1494	480-1080	ROLALIFT 6000LBS HYD DOLLY 1 PAIR	574	272	77	
1495	480-1130	PALLET LIFT 5500LB W/B MANUAL NARROW	270	128	36	
1496	480-1135	PALLET LIFT 5500LB W/B MANUAL	270	128	36	
1497	480-1137	PALLET LIFT 3000LB W/B MANUAL RAISED	270	128	36	
1498	480-1140	PALLET LIFT 8000LB W/B MANUAL	270	128	36	
1499	480-1180	PALLET REACH TRUCK 4500LB STAND ON ELEC	1895	755	299	
1500	480-1190	PALLET DBL REACH TRUCK 3000LB STD ON ELE	1895	755	299	
1501	480-1195	PALLET DBL REACH TRUCK 4000LB STD ON ELE	1980	788	356	
1502	480-1200	PALLET REACH TRUCK 3500LB STAND ON ELEC	2520	990	418	
1503	480-1205	PALLET REACH TRUCK 4500LB 421IN LIFT ELE	2790	1125	475	
1504	480-1210	PALLET ORDER PICKER 3000LB STAND ON ELEC	1300	513	204	
1505	480-1224	PALLET STACKER 2500LB ADJ STRAD W/B ELEC	1164	456	147	
1506	480-1229	PALLET STACKER 3000LB STRADDLE W/B ELEC	1221	470	157	
1507	480-1230	PALLET STACKER 3000LB COUNT WGT W/B ELEC	1378	523	176	
1508	480-1239	PALLET STACKER 4000LB STRADDLE W/B ELEC	1378	523	176	
1509	480-1240	PALLET STACKER 4000LB COUNT WGT W/B ELEC	1378	523	176	
1510	480-1250	PALLET LIFT 4000LB W/B ELEC	983	437	109	
1511	480-1260	PALLET LIFT 4500LB W/B ELEC	983	437	109	
1512	480-1280	PALLET LIFT 6000LB 48IN RIDE-ON ELEC	1221	470	157	
1513	480-1282	PALLET LIFT 6000LB 96IN RIDE-ON ELEC	1255	490	160	
1514	480-1310	ROLLER 2 PART KIT 36 TON CAP	430	225	65	
1515	480-1320	MACHINE ROLLERS 3 TON SET OF 4	225	120	45	
1516	480-1340	MACHINE ROLLERS 8 TON SET OF 4	375	200	68	
1517	480-1350	MACHINE ROLLERS 12 TON SET OF 4	413	220	77	
1518	480-1360	MACHINE ROLLERS 15 TON SET OF 4	413	220	77	
1519	480-1390	MACHINE ROLLERS 30 TON SET OF 4	360	192	54	
1520	480-1420	MACHINE ROLLERS 60 TON SET OF 4	450	240	86	
1521	480-1440	MACHINE ROLLERS 70 TON SET OF 4	594	297	105	
1522	480-1520	PRY BAR	34	12	5	
1523	480-1620	HOIST 3/4 TON LEVER 20	71	26	12	
1524	480-1640	HOIST 3/4 TON LEVER W/OVERLOAD 20	75	28	13	
1525	480-1700	HOIST 1 TON LEVER W/OVERLOAD 20	81	30	14	
1526	480-1720	HOIST 1 1/2 TON LEVER 15	86	32	14	
1527	480-1740	HOIST 1 1/2 TON LEVER 20	86	32	14	
1528	480-1760	HOIST 1 1/2 TON LEVER W/OVERLOAD 20	96	36	16	
1529	480-1780	HOIST 2 TON LEVER W/OVERLOAD 20	107	40	18	
1530	480-1800	HOIST 2 1/2 TON LEVER 20	136	50	20	
1531	480-1820	HOIST 3 TON LEVER 15	124	46	21	
1532	480-1840	HOIST 3 TON LEVER W/ OVERLOAD 20	128	48	22	
1533	480-1860	HOIST 3 TON LEVER 20-30	124	46	21	
1534	480-1880	HOIST 6 TON LEVER 5 - 10	167	62	28	
1535	480-1900	HOIST 6 TON LEVER W/ OVERLOAD 20	178	66	30	
1536	480-1920	MATERIAL LIFT 1500 LBS 25 FT ROUSTABOUT	641	304	86	
1537	480-1925	MATERIAL LIFT 1500 LBS 15 FT ROUSTABOUT	540	256	72	
1538	480-1930	MATERIAL LIFT 1500 LBS 18 FT ROUSTABOUT	729	324	86	
1539	480-2120	HOIST CHAIN 1/2 TON 8-15	46	17	7	
1540	480-2140	HOIST CHAIN 1/2 TON 20	59	21	9	



**HERC RENTALS - CONTRACT 2019000318-7**  
**EXHIBIT A.3 - GOLD PRICING**

	<b>Cat Class</b>	<b>Description</b>	<b>Month</b>	<b>Week</b>	<b>Day</b>	<b>Change</b>
1541	480-2160	HOIST 1/2 TON CHAIN W/OVERLOAD 20	64	24	10	
1542	480-2175	HOIST CHAIN AIR 1 TON 30-50	1260	665	166	
1543	480-2180	HOIST 1 TON CHAIN W/OVERLOAD 20	85	31	12	
1544	480-2200	HOIST 1 TON CHAIN W/OVERLOAD 30	90	33	13	
1545	480-2220	HOIST CHAIN 1 TON 20-40	72	27	10	
1546	480-2240	HOIST CHAIN 1-1/2 TON 20-40	97	36	14	
1547	480-2260	HOIST 1 1/2 TON CHAIN W/OVERLOAD 20FT	115	43	17	
1548	480-2280	HOIST 1 1/2TON CHAIN W/OVERLOAD 30FT	123	46	18	
1549	480-2300	HOIST 2 TON CHAIN W/OVERLOAD 20	136	50	20	
1550	480-2320	HOIST CHAIN 2 TON 8-15	129	48	19	
1551	480-2340	HOIST CHAIN 2 TON 20-40	97	36	14	
1552	480-2350	CHAIN HOIST ELEC 2 TON 50-80FT LIFT 115V	1350	675	285	
1553	480-2380	HOIST CHAIN 2TON MANUAL 30	136	50	20	
1554	480-2400	HOIST CHAIN 3 TON 20-40	141	52	21	
1555	480-2420	HOIST 3 TON CHAIN W/OVERLOAD 20	167	62	25	
1556	480-2440	HOIST CHAIN 3TON MANUAL 8-15	162	60	24	
1557	480-2460	HOIST CHAIN 3TON MANUAL 20	162	60	24	
1558	480-2480	HOIST CHAIN 3TON MANUAL 30	162	60	24	
1559	480-2500	HOIST CHAIN 5 TON 8-15	226	79	33	
1560	480-2520	HOIST 5 TON CHAIN W/OVERLOAD 20FT	251	93	37	
1561	480-2540	HOIST CHAIN 5 TON 20-40	226	84	33	
1562	480-2550	HOIST CHAIN 5 TON 60FT LIFT	270	145	145	
1563	480-2555	HOIST CHAIN 5 TON 80FT LIFT	270	145	145	
1564	480-2560	HOIST CHAIN 5TON MANUAL 30	244	90	36	
1565	480-2600	HOIST CHAIN 8TON MANUAL 20	449	166	67	
1566	480-2620	HOIST CHAIN 10 TON 8-15	546	202	81	
1567	480-2640	HOIST CHAIN 10 TON 20-30	577	214	86	
1568	480-2660	HOIST 5 TON CHAIN ELEC	610	214	90	
1569	480-2670	HOIST CHAIN AIR 2 TON 50-70 FT	281	110	44	
1570	480-2680	HOIST CHAIN AIR 3 TON	419	147	62	
1571	480-2687	HOIST CHAIN AIR 6 TON 20-50 FT	2250	765	261	
1572	480-2690	HOIST CHAIN AIR 5 TON 80FT LIFT	2700	900	316	
1573	480-2692	HOIST CHAIN AIR 6 TON 100FT LIFT	2880	995	380	
1574	480-2695	HOIST CHAIN AIR 10 TON 40 FT	2430	855	285	
1575	480-2700	ENGINE HOIST 4000 LB	324	108	29	
1576	480-2790	CONVEYOR MATERIAL 10FT X 12IN	760	285	95	
1577	480-2795	CONVEYOR MATERIAL 10FT X 18IN	784	295	100	
1578	480-2797	CONVEYOR MATERIAL 14FT X 12IN	841	304	109	
1579	480-2800	CONVEYOR MATERIAL TOWABLE 24-26FT ELEC	1767	746	295	
1580	480-3015	GANTRY CRANE 3/4 TON	1215	509	204	
1581	480-3040	POWERED HAND CRANE 300 LBS CAP BATT	419	155	62	
1582	480-3060	GANTRY CRANE 2 TON	1758	736	280	
1583	480-3065	GANTRY CRANE 2 TON 154IN HEIGHT	1853	755	299	
1584	480-3080	GANTRY CRANE 3 TON	1900	760	309	
1585	480-3100	GANTRY CRANE 5 TON	2200	800	425	
1586	480-3210	TROLLEY 1 TON	135	48	18	
1587	480-3211	BEAM TROLLEY PUSH 1 TON	45	20	5	
1588	480-3240	TROLLEY 3 TONS	169	60	23	
1589	480-3260	TROLLEY 5 TONS	338	120	45	
1590	480-3265	BEAM TROLLEY 5 TON GEARED 80FT DROP	225	120	60	
1591	480-3280	TROLLEY 10 TONS	405	144	55	
1592	480-3285	TROLLEY 10 TONS GEARED 40FT/HAND CHAIN	350	115	55	
1593	480-3314	HOIST ELECTRIC CHAIN 1 TON 40 FT 120V	630	252	109	
1594	480-3316	HOIST ELECTRIC CHAIN 1 TON 50 FT 120V	630	252	109	
1595	480-3318	HOIST ELECTRIC CHAIN 1 TON 60 FT 120V	630	252	109	

**HERC RENTALS - CONTRACT 2019000318-7  
EXHIBIT A.3 - GOLD PRICING**

	<b>Cat Class</b>	<b>Description</b>	<b>Month</b>	<b>Week</b>	<b>Day</b>	<b>Change</b>
1596	480-3329	HOIST ELECTRIC CHAIN 2 TON 40 FT 120V	765	306	128	
1597	480-3331	HOIST ELECTRIC CHAIN 2 TON 50 FT 120V	765	306	128	
1598	480-3333	HOIST ELECTRIC CHAIN 2 TON 60 FT 120V	765	306	128	
1599	480-3420	HOIST ELECTRIC CHAIN 1T 30 120V 1PH	354	131	52	
1600	480-3428	MATERIAL LIFT 400 LBS 5 FT MANUAL	203	71	24	
1601	480-3430	MATERIAL LIFT 1000 LBS 5 FT MANUAL	203	71	24	
1602	480-3460	MATERIAL LIFT 1000 LBS 10 FT MANUAL	567	266	67	
1603	480-3475	MATERIAL LIFT 450 LBS 12 FT MANUAL	567	266	67	
1604	480-3480	MATERIAL LIFT 650 LBS 12 FT MANUAL	567	266	67	
1605	480-3500	MATERIAL LIFT 300 LBS 12 FT PNEUMATIC	648	304	76	
1606	480-3510	MATERIAL LIFT 350 LBS 10-12 FT MANUAL	648	304	76	
1607	480-3520	MATERIAL LIFT 650 LBS 15 FT MANUAL	648	304	76	
1608	480-3525	MATERIAL LIFT 450 LBS 16 FT MANUAL	648	304	76	
1609	480-3540	MATERIAL LIFT 650 LBS 18 FT MANUAL	648	304	76	
1610	480-3560	MATERIAL LIFT 250 LBS 18 FT PNEUMATIC	648	304	76	
1611	480-3580	MATERIAL LIFT 650 LBS 20 FT MANUAL	770	361	90	
1612	480-3600	MATERIAL LIFT 650 LBS 24 FT MANUAL	770	361	90	
1613	480-3620	MATERIAL LIFT 650 LBS 25 FT MANUAL	770	361	90	
1614	480-3628	MATERIAL LIFT 800 LBS 25FT COUNTER BALAN	1350	594	157	
1615	480-3630	MATERIAL LIFT 800 LBS 12 FT MANUAL	675	240	80	
1616	480-3660	MATERIAL LIFT 1100 LBS 15 FT MANUAL	810	380	95	
1617	480-4010	TUGGER 1000LB AIR	648	216	76	
1618	480-4040	TUGGER 4000LB AIR	1418	473	166	
1619	480-4070	TUGGER 10000LB AIR	2633	878	309	
1620	480-4090	TUGGER 20000LB AIR	4658	1553	546	
1621	480-4105	CABLE PULLER FORCE GAUGE	540	324	171	
1622	480-4110	CABLE PULLER 2000 LB ELECTRIC	765	270	114	
1623	480-4130	CABLE PULLER 6000LB ELECTRIC	810	324	105	
1624	480-4140	CABLE PULLER 8000LB ELECTRIC	899	428	114	
1625	480-4150	CABLE PULLER 10000LB ELEC W/BOOM	936	450	119	
1626	480-4153	CABLE PULLER 12K MULTI-SPEED ELEC	986	495	143	
1627	480-4155	CABLE FEEDER	765	270	114	
1628	480-4160	CABLE REEL STAND 6000LB CAPACITY	120	55	20	
1629	480-4170	CABLE REEL STAND 10000LB CAP	525	255	85	
1630	480-4175	CABLE REEL ROLLER 30IN 2500 LB CAPACITY	130	65	65	
1631	480-4179	CABLE REEL ROLL 7.5 TON	1346	450	143	
1632	480-4180	CABLE REEL ROLLER 15 TON	1346	450	143	
1633	480-4185	DUCT RODDER 5/16IN 1000FT	383	180	81	
1634	480-4186	DUCT RODDER 5/16IN 600FT	270	158	62	
1635	480-4187	DUCT RODDER 3/8IN 600FT	270	158	62	
1636	480-4188	DUCT RODDER 1/2IN 1000FT	81	27	10	
1637	480-4190	CABLE FISH TAPE VAC SYSTEM	205	70	30	
1638	480-4200	SHEAVE MANHOLE 12FT 6500LB CAP	1105	555	215	
1639	480-5520	PUMP HYD 10000PSI SINGLE ACTING ELEC	591	329	113	
1640	480-5530	PUMP HYD SHORING PLASTIC MANUAL	62	21	11	
1641	480-5540	PORTAPOWEPUMP 1 SPEED MANUAL	131	45	23	
1642	480-5560	PORTAPOWEPUMP 2 SPEED MANUAL	131	45	23	
1643	480-5600	PUMP BOLT TENSIONER 1500 BAR 110V	2160	720	276	
1644	481-1012	CYLINDER HYD LP PANCAKE SA 5 T >1 IN	61	31	9	
1645	481-1028	CYLINDER HYD THREADED END SA 10 T >1 IN	86	43	11	
1646	481-1030	CYLINDER HYD LP PANCAKE SA 10 T >1 IN	60	31	8	
1647	481-1032	CYLINDER HYD GENERAL SA 10 T 1 IN	71	36	9	
1648	481-1034	CYLINDER HYD SHORTY SA DA 10 T 1 IN	73	37	9	
1649	481-1036	CYLINDER HYD GENERAL SA 10 T 2 IN	73	37	9	
1650	481-1040	CYLINDER HYD GENERAL SA 10 T 4 IN	79	40	10	

**HERC RENTALS - CONTRACT 2019000318-7  
EXHIBIT A.3 - GOLD PRICING**

	<b>Cat Class</b>	<b>Description</b>	<b>Month</b>	<b>Week</b>	<b>Day</b>	<b>Change</b>
1651	481-1042	CYLINDER HYD GENERAL SA 10 T 6 IN	88	44	11	
1652	481-1048	CYLINDER HYD GENERAL SA 10 T 8 IN	105	53	14	
1653	481-1052	CYLINDER HYD GENERAL SA 10 T 10 IN	107	54	14	
1654	481-1056	CYLINDER HYD PUSH/PULL DA 10-4 T 10 IN	216	108	29	
1655	481-1066	CYLINDER HYD CENTER HOLE SA 12 T 1 IN	135	68	18	
1656	481-1076	CYLINDER HYD GENERAL SA 15 T 6 IN	113	57	14	
1657	481-1090	CYLINDER HYD LP PANCAKE SA 20 T >1 IN	145	73	18	
1658	481-1092	CYLINDER HYD SHORTY SA DA 20 T 1 IN	131	66	17	
1659	481-1106	CYLINDER HYD GENERAL SA 25 T 1 IN	115	58	14	
1660	481-1108	CYLINDER HYD GENERAL SA 25 T 2 IN	115	58	14	
1661	481-1110	CYLINDER HYD GENERAL SA 25 T 4 IN	126	63	16	
1662	481-1112	CYLINDER HYD GENERAL SA 25 T 6 IN	145	73	18	
1663	481-1118	CYLINDER HYD GENERAL SA 25 T 8 IN	188	95	23	
1664	481-1120	CYLINDER HYD GENERAL SA 25 T 10 IN	222	112	29	
1665	481-1122	CYLINDER HYD PUSH/PULL DA 25-11 T 10 IN	690	346	86	
1666	481-1126	CYLINDER HYD GENERAL SA 25 T 14 IN	256	128	32	
1667	481-1127	CYLINDER HYD GENERAL SA 27 T 6 IN	405	135	48	
1668	481-1132	CYLINDER HYD LP PANCAKE SA 30 T >1 IN	167	84	21	
1669	481-1134	CYLINDER HYD GENERAL SA 30 T 2 IN	210	105	26	
1670	481-1138	CYLINDER HYD SHORTY SA DA 30 T 2 IN	147	74	20	
1671	481-1154	CYLINDER HYD GENERAL SA 30 T 8 IN	225	113	28	
1672	481-1158	CYLINDER HYD GENERAL SA 35 T 2 IN	300	150	38	
1673	481-1162	CYLINDER HYD GENERAL SA 50 T 2 IN	900	450	113	
1674	481-1164	CYLINDER HYD SHORTY SA DA 50 T 2 IN	180	90	24	
1675	481-1186	CYLINDER HYD GENERAL SA 55 T 6 IN	248	124	32	
1676	481-1189	CYLINDER HYD PUSH/PULL DA 55-28 T 4 IN	442	221	56	
1677	481-1190	CYLINDER HYD PUSH/PULL DA 55-28 T 6 IN	442	221	56	
1678	481-1242	CYLINDER HYD SHORTY SA DA 100 T 2 IN	265	132	35	
1679	481-1250	CYLINDER HYD CENTER HOLE SA 100 T 3 IN	864	432	108	
1680	481-1254	CYLINDER HYD GENERAL SA 100 T 6 IN	490	245	60	
1681	481-1260	CYLINDER HYD PUSH/PULL DA 100-44 T 6 IN	646	323	81	
1682	481-1524	JACK BOTTLE STANDARD 5 T 4 IN	26	14	4	
1683	481-1526	JACK TOE ECONOMY 5 T 4 IN	183	92	23	
1684	481-1538	JACK TOE ECONOMY 10 T 5 IN	170	75	30	
1685	481-1566	JACK BOTTLE STANDARD 22 T 6 IN	51	26	7	
1686	481-3008	CYLINDER BOLT TENSIONER M36X4	1061	354	124	
1687	490-1000	FORKLIFT ATTACHMENT LIFTING HOOK 10000LB	298	135	48	
1688	490-1002	FORKLIFT ATTACHMENT LIFTING HOOK 12000LB	340	162	55	
1689	490-1003	FORKLIFT ATTACHMENT LIFT-N-TOW 4000 LB	235	115	40	
1690	490-1004	FORKLIFT ATTACHMENT LIFT-N-TOW 10000 LB	235	115	40	
1691	490-1006	FORKLIFT ATTACHMENT LIFT-N-TOW 12000 LB	465	170	65	
1692	490-1008	FORKLIFT ATTACHMENT 2 FT TRUSS BOOM	361	162	57	
1693	490-1009	FORKLIFT ATTACHMENT 6-8 FT TRUSS BOOM	361	162	57	
1694	490-1010	FORKLIFT ATTACHMENT 12-15 FT TRUSS BOOM	361	162	57	
1695	490-1012	FORKLIFT ATTACH 12FT W/WINCH TRUSS BOOM	1190	595	240	
1696	490-1015	FORKLIFT ATTACHMENT SPREADER BAR 8-12FT	450	225	95	
1697	490-1020	FORKLIFT ATTACH JIB BOOM 4-12FT 6K CAP	361	162	57	
1698	490-1030	FORKLIFT ATTACHMENT CARPET POLE	255	108	38	
1699	490-1040	FORKLIFT ATTACHMENT INDUSTRIAL SCALE	510	248	95	
1700	490-1045	FORKLIFT/CRANE ATTACHMENT SCALE 15K LBS	540	203	81	
1701	490-1050	FORKLIFT ATTACHMENT TRASH HOPPER	315	124	57	ADD
1702	490-1055	FORKLIFT ATTACHMENT BIN CLAMP ROTATOR	489	176	62	
1703	490-1059	FORKLIFT ATTACHMENT DRUM CLAMP SINGLE	2790	1238	523	
1704	490-1060	FORKLIFT ATTACHMENT DRUM ROTATOR	510	248	95	
1705	490-1070	FORKLIFT ATTACHMENT FORK ROTATOR 2500LB	750	300	95	

**HERC RENTALS - CONTRACT 2019000318-7**  
**EXHIBIT A.3 - GOLD PRICING**

	<b>Cat Class</b>	<b>Description</b>	<b>Month</b>	<b>Week</b>	<b>Day</b>	<b>Change</b>
1706	490-1073	FORKLIFT ATTACHMENT ROTATOR CLASS II	750	300	95	
1707	490-1077	FORKLIFT ATTACHMENT ROTATOR CLASS III	1350	495	185	
1708	490-1080	FORKLIFT ATTACHMENT WORK PLATFORM	510	270	95	
1709	490-1205	FORKLIFT ATTACHMENT BIN DUMPER .50YD	489	176	62	
1710	490-1210	FORKLIFT ATTACHMENT BIN DUMPER 1YD	489	176	62	
1711	490-1215	FORKLIFT ATTACHMENT BIN DUMPER 2YD	489	176	62	
1712	490-1220	FORKLIFT ATTACHMENT BIN DUMPER 3YD	510	203	71	
1713	490-1225	FORKLIFT ATTACHMENT BIN DUMPER 4YD	531	216	76	
1714	490-1230	FORKLIFT ATTACHMENT BIN DUMPER 5YD	531	216	76	ADD
1715	490-1235	FORKLIFT ATTACHMENT TRASH HOPPER 3.75YD	424	162	66	
1716	490-1250	FORKLIFT ATTACHMENT BUCKET .50-.75YD	383	162	57	
1717	490-1255	FORKLIFT ATTACHMENT BUCKET 1YD	383	162	57	
1718	490-1260	FORKLIFT ATTACHMENT BUCKET 1.25YD	383	162	57	
1719	490-1265	FORKLIFT ATTACHMENT BUCKET 1.5YD	383	162	57	
1720	490-1270	FORKLIFT ATTACHMENT BUCKET 1.75YD	421	176	62	
1721	490-1275	FORKLIFT ATTACHMENT BUCKET 2YD	421	176	62	
1722	490-1300	FORKLIFT ATTACHMENT BUCKET GRAPPLE	612	216	76	
1723	490-1400	FORKLIFT ATTACHMENT CARRIAGE	361	162	57	
1724	490-1410	FORKLIFT ATTACHMENT SWING CARRIAGE	595	225	81	
1725	490-1415	FORKLIFT ATTACHMENT SIDE TILT CARRIAGE	440	162	57	
1726	490-1418	FORKLIFT ATTACHMENT SIDE SHIFT CARRIAGE	440	162	57	
1727	490-1450	FORKLIFT ATTACHMENT FORK EXTENSIONS	361	162	57	
1728	490-1460	FORKLIFT ATTACHMENT 48IN FORKS	176	68	24	
1729	490-1470	FORKLIFT ATTACHMENT 60IN FORKS	191	90	29	
1730	490-1480	FORKLIFT ATTACHMENT 72IN FORKS	213	95	33	
1731	490-1600	CRANE ATTACHMENT TRASH HOPPER	361	162	57	
1732	490-1650	TELEHANDLER SKIDSTEER ATTACHMENT	213	95	33	
1733	490-1690	FORKLIFT BATTERY CHARGER 48V ONLY 115V	162	85	30	
1734	490-1695	FORKLIFT BATTERY CHARGER FOR 48V & 80V	255	90	38	
1735	490-1700	EXTRA BATTERY PACK 4K ELECTRIC FORKLIFT	383	162	67	
1736	490-1720	EXTRA BATTERY PACK 6K ELECTRIC FORKLIFT	408	144	76	
1737	500-1015	1KW SILENT PORTABLE GENERATOR GAS	340	153	41	
1738	500-1020	2KW SILENT PORTABLE GENERATOR GFCI GAS	383	170	45	
1739	500-1025	2KW SILENT PORTABLE GENERATOR GAS	383	170	45	
1740	500-1030	3KW PORTABLE GENERATOR GAS	459	204	54	
1741	500-1035	3KW SILENT PORTABLE GENERATOR GAS	459	204	54	
1742	500-1045	4KW SILENT PORTABLE GENERATOR GAS	536	238	63	ADD
1743	500-1050	5KW PORTABLE GENERATOR GAS	536	238	63	
1744	500-1057	5KW PORTABLE GENERATOR DSL	536	238	63	ADD
1745	500-1060	6KW PORTABLE GENERATOR GAS	612	272	72	
1746	500-1075	7KW SILENT PORTABLE GENERATOR GAS	765	340	90	
1747	500-1100	10KW PORTABLE GENERATOR GAS	875	375	113	
1748	500-1120	16KW PORTABLE GENERATOR 120/240V 1PH/3PH	1215	540	190	
1749	500-1130	23KW PORTABLE GENERATOR 120/480V 1PH/3PH	1395	585	261	
1750	500-1200	GENERATOR SOLAR (6) 12V BATTERIES	1440	720	285	
1751	501-1015	15KW GENERATOR DSL	965	405	185	ADD
1752	501-1020	20KW GENERATOR DSL	965	405	185	
1753	501-1025	25KW GENERATOR MEGA SILENT DSL	1200	770	370	ADD
1754	501-1030	30KW GENERATOR DSL	1400	665	252	
1755	501-1031	30KW GENERATOR DSL SKID	1400	665	252	ADD
1756	501-1032	30KVA GENERATOR BATTERY PACK 208V 3PH	4680	2470	988	ADD
1757	501-1040	40KW GENERATOR DSL	1400	665	252	
1758	501-1055	55KW GENERATOR DSL	1800	680	275	
1759	501-1060	55KW GENERATOR SKID MOUNTED DSL	1800	680	275	
1760	501-1065	65KW GENERATOR MEGA SILENT DSL	3825	1250	563	ADD

**HERC RENTALS - CONTRACT 2019000318-7  
EXHIBIT A.3 - GOLD PRICING**

	<b>Cat Class</b>	<b>Description</b>	<b>Month</b>	<b>Week</b>	<b>Day</b>	<b>Change</b>
1761	501-1070	70KW GENERATOR DSL	2450	938	372	
1762	501-1080	80KW GENERATOR DSL	2450	938	372	
1763	501-1100	100KW GENERATOR DSL	2450	938	372	
1764	501-1105	100KW GENERATOR SKID MOUNTED DSL	2450	938	372	
1765	501-1115	117KW GENERATOR MEGA SILENT DSL	5400	2090	760	ADD
1766	501-1120	120KW GENERATOR DSL	3375	1581	558	
1767	501-1135	137KW GENERATOR MEGA SILENT DSL	5400	2090	760	ADD
1768	501-1140	140KW GENERATOR DSL	3375	1581	558	
1769	501-1160	160KW GENERATOR DSL	3375	1581	558	
1770	501-1175	175KW GENERATOR DSL	3375	1581	558	
1771	501-1180	175KW GENERATOR SKID MOUNTED DSL	3375	1581	558	
1772	501-1200	200KW GENERATOR DSL	4480	1875	833	
1773	501-1250	250KW GENERATOR DSL	4480	1875	833	
1774	501-1255	250KW GENERATOR SKID MOUNTED DSL	4480	1875	833	
1775	501-1280	275KW GENERATOR MEGA SILENT DSL	6750	2565	950	ADD
1776	501-1300	300KW STUDIO GENERATOR TWIN PACK	18525	5510	1900	
1777	501-1320	320KW GENERATOR DSL	5500	2356	934	
1778	501-1325	320KW GENERATOR SKID MOUNTED DSL	5500	2356	934	
1779	501-1500	500KW GENERATOR DSL	9000	3188	1013	
1780	501-1510	500KW GENERATOR DSL T4F	17000	6000	2200	
1781	501-1650	650KW GENERATOR DSL	11500	4189	1577	
1782	501-1800	800KW GENERATOR DSL	15000	4930	1800	
1783	501-2100	1000KW GENERATOR DSL	16500	5568	2160	
1784	501-2300	1350KW GENERATOR DSL	19875	6715	2610	
1785	501-2600	1600KW GENERATOR DSL	26250	10200	3690	
1786	501-2700	CONTAINERIZED 2MEG DIESEL GENERATOR	31000	11750	4245	
1787	501-3060	600AMP STUDIO GENERATOR	4750	1710	641	
1788	501-3140	1400AMP STUDIO GENERATOR	7600	2660	1093	
1789	501-3160	1600AMP STUDIO GENERATOR	8550	2993	1188	
1790	501-4000	90KVA 400HZ PORTABLE AIRCRAFT GENERATOR	5650	2755	689	
1791	501-4010	120KVA 400HZ PORTABLE AIRCRAFT GENERATOR	6080	3040	760	
1792	501-4020	180KVA 400HZ PORTABLE AIRCRAFT GENERATOR	7200	3600	950	
1793	501-4210	90KVA 400HZ SOLID STATE AIRCRAFT GPU	3265	1064	428	
1794	501-4220	180KVA 400HZ SOLID STATE AIRCRAFT GPU	4750	1615	645	
1795	501-5000	270-300 PPM AIRCRAFT STARTER UNIT	16785	8100	3800	
1796	501-5010	180-200 PPM AIRCRAFT STARTER UNIT	16785	8100	3800	
1797	502-1010	GRIDLESS CORE PORTABLE BATTERY SYS 1KW	1140	380	95	
1798	502-1070	GRIDLESS CORE PORTABLE BATTERY SYS 7KW	1755	570	133	
1799	502-1510	GRIDLESS SOURCE AC FAST CHARGER	276	85	23	
1800	502-1520	GRIDLESS SOURCE CHARGER VEHICLE CLAMP	179	51	14	
1801	502-1530	GRIDLESS SOURCE SOLAR CHARGER	276	85	23	
1802	510-1010	LIGHT TOWER 50W LED SOLAR SKID	641	220	86	
1803	510-1015	LIGHT TOWER 640W LED SOLAR TRAILER	1150	495	195	
1804	510-1020	LIGHT TOWER 200W LED SOLAR TRAILER	777	284	124	
1805	510-1030	LIGHT TOWER VERT MAST MAN NARROW BODY	460	274	116	
1806	510-1031	LIGHT TOWER BALLON LIGHT ATTACHMENT	425	190	48	
1807	510-1035	LIGHT TOWER HORIZ MAST MAN NARROW BODY	460	274	116	
1808	510-1040	LIGHT TOWER VERT MAST ELEC NARROW BODY	460	274	116	
1809	510-1055	LIGHT TOWER VERT MAST LED TRAILER	808	375	147	
1810	510-1060	LIGHT TOWER VERT MAST AUTO NARROW BODY	460	274	116	
1811	510-1070	LIGHT TOWER BALLOON KIT	425	326	117	
1812	510-1080	LIGHT TOWER MAN MAST 16FT LED CART 120V	641	220	86	
1813	510-1082	LIGHT TOWER ELEC MAST 23FT LED CART 120V	713	250	95	
1814	510-1084	LIGHT TOWER MAN MAST 23FT LED TRAIL 120V	713	250	95	
1815	510-1090	LIGHTTOWER HORIZ MAST 15KWGEN WIDE BODY	777	284	124	



**HERC RENTALS - CONTRACT 2019000318-7**  
**EXHIBIT A.3 - GOLD PRICING**

	<b>Cat Class</b>	<b>Description</b>	<b>Month</b>	<b>Week</b>	<b>Day</b>	<b>Change</b>
1816	510-1100	LIGHTTOWER HORIZ MAST 20KWGEN WIDE BODY	1080	350	140	
1817	510-1120	LIGHTTOWER 15KWGEN WITH 500 GAL TANK	1170	420	183	
1818	510-1140	LIGHT TOWER VERT MAST 20KW WIDE BODY	1170	420	183	
1819	510-1160	LIGHT TOWER CUBE VERT MAST LED SKID	1150	525	210	
1820	514-1145	EXTENSION CORD 14/3 X 100'	41	16	6	
1821	514-1150	EXTENSION CORD 14/3 X 50'	32	13	5	
1822	525-1000	DISCONNECT CAMLOCK 480V 400 AMP	553	255	135	
1823	525-1030	I LINE PANEL 400 AMP	1275	468	180	
1824	525-1040	I LINE PANEL 400 AMP PIN & SLEEVE	2583	855	238	
1825	525-1050	I LINE PANEL 600 AMP	1360	510	194	
1826	525-1060	I LINE PANEL 600 AMP 600V	1360	510	194	
1827	525-1070	I LINE PANEL 800 AMP	2125	706	252	
1828	525-1080	I LINE PANEL 1200 AMP	2695	914	315	
1829	525-1085	I-LINE PANEL 1200A 600V LOW PROFILE	2695	914	315	
1830	525-1090	QUADBOX FEEDER PANEL 120 AMP	255	128	45	
1831	525-1100	QUAD BOX FEEDER PANEL 200 AMP	255	128	45	
1832	525-1110	QUAD BOX FEEDER PANEL 300 AMP	425	149	54	
1833	525-1120	PANEL DISTRO 200A 2XL5302XCALI4X50A4X30A	319	136	59	
1834	525-1130	SPIDER BOX 60 AMP	319	136	59	
1835	525-1140	SPIDER BOX FEEDER PANEL 200 AMP	680	306	108	
1836	525-1150	SPIDER BOX FEEDER PANEL 400 AMP	680	306	108	
1837	525-1160	SPLITER PANEL 400 AMP CAMLOCK	191	85	45	
1838	525-1170	DUPLEX PANEL 100 AMP	247	115	50	
1839	525-1180	REEFER PANEL 30 GANG	275	106	45	
1840	525-1190	TRANSFORMER 15KVA 480-120/208 MILL PANEL	680	298	90	
1841	525-1195	TRANSFORMER 30KVA 480-120/208 MILL PANEL	931	327	104	
1842	525-1200	ISOLATION TRANSFORMER 208V	765	255	90	
1843	525-1240	TRANSFER SWITCH 100 AMP	472	153	54	
1844	525-1250	TRANSFER SWITCH 200 AMP	472	153	54	
1845	525-1260	TRANSFER SWITCH 400 AMP ATS	720	243	86	
1846	525-1290	TRANSFER SWITCH 800 AMP	2093	698	736	
1847	525-1300	VFD PANEL 10HP 460V 3P SOFT START	608	189	71	
1848	525-1310	VFD PANEL 20HP 460V 3PH	820	276	99	
1849	525-1320	VFD PANEL 50HP 460V 3PH	956	319	113	
1850	525-1330	VFD PANEL 100HP 460V 3P SOFT START	1207	404	144	
1851	525-1340	VFD PANEL 125HP 460V 3P SOFT START	1490	500	176	
1852	525-1350	VFD PANEL 150HP 460V 3PH	1530	510	180	
1853	525-1360	LOAD BANK 100 KW	499	224	108	
1854	525-1362	LOAD BANK 125 KW	525	232	117	
1855	525-1364	LOAD BANK 400 KW	525	232	117	
1856	525-1366	LOAD BANK 1000 KW	1200	440	171	
1857	525-1368	LOAD BANK 3000 KW	3000	1080	428	
1858	525-1370	GANG BOX	204	77	27	
1859	525-1510	GFCI SINGLE OUTLET	17	9	5	
1860	525-1520	GFCI DOUBLE OUTLET	34	17	9	
1861	525-1580	BREAKOUT BOX 2400 AMP	2700	1080	380	
1862	525-1605	DISCONNECT FUSE PANEL 200 AMP	550	215	90	
1863	525-1610	DISCONNECT BREAKER PANEL 400A	680	255	135	
1864	525-1620	DISCONNECT BREAKER PANEL 600A	1020	361	144	
1865	525-1630	DISCONNECT BREAKER PANEL 800A	1190	412	162	
1866	525-1720	I LINE PANEL 3000 AMP	3145	1050	374	
1867	525-2115	PANEL DISTRO (4) 20AMP DUPLEX 240V INPUT	810	270	95	
1868	525-2120	PANEL DISTRIBUTION 125/250V 50AMP GFCI	149	64	23	
1869	525-2142	PANEL DIST 400A CAM IN/4X100A APPLE OUT	360	143	52	ADD
1870	525-2190	PANEL DISTRIBUTION 800AMP 3PH 120/208V	2125	706	252	



**HERC RENTALS - CONTRACT 2019000318-7  
EXHIBIT A.3 - GOLD PRICING**

	<b>Cat Class</b>	<b>Description</b>	<b>Month</b>	<b>Week</b>	<b>Day</b>	<b>Change</b>
1871	525-2600	DISCONNECT BREAKER PANEL 1200A	1200	500	200	
1872	525-2605	DISCONNECT BREAKER PANEL 3000A	2500	850	270	
1873	525-3560	TRANSFER SWITCH AUTO 1600 AMP	2025	675	475	
1874	525-5019	TRANSFORMER 25KVA 480-120/208V STEP DWN	450	203	71	
1875	525-5020	TRANSFORMER 30KVA 480-120/208V STEP DWN	510	210	75	
1876	525-5025	TRANSFORMER 75KVA ENTERTAINMENT CONFIG	935	465	155	
1877	525-5047	TRANSFORMER 45KVA 480-120/208V STEP DWN	765	380	135	
1878	525-5075	TRANSF 75KVA 600/480-120/208V S DWN DIST	1101	383	135	
1879	525-5090	TRANSFORMER 100KVA 480-120V 1PH STEPDOWN	680	275	150	
1880	525-5112	TRANSFORMER 150KVA 480-600V STEP UP/DWN	1148	404	140	
1881	525-5114	TRANSFORMER 150KVA ENTERTAINMENT CONFIG	1020	510	180	
1882	525-5120	TRANSF 300KVA 2400/480 STEP UP/DWN	1485	395	131	
1883	525-5122	TRANSFORMER 300KVA ENTERTAINMENT CONFIG	1254	370	131	
1884	525-5130	TRANSF 500KVA 480-600V STEP UP/DWN AUTO	1350	450	152	
1885	525-5137	TRANSFORMER 500KVA 2400/480V PADMOUNT	1485	495	190	
1886	525-5140	TRANSFORMER 750KVA 480-600V STEP UP/DWN	3000	1000	375	
1887	525-5150	TRANSFORMER 1000KVA	1935	653	238	
1888	525-5165	TRANSFORMER 1500KVA PADMOUNT	4500	1530	808	
1889	530-1000	FUEL TANK UP TO 100 GALLON	360	190	67	ADD
1890	530-1005	PROSOL DEF TANK 100 GALLON GALVANIZED	360	190	67	
1891	530-1020	FUEL TANK 251 GALLON	360	190	67	
1892	530-1030	FUEL TANK 300 GALLON	360	190	67	
1893	530-1050	FUEL TANK 552 GALLON	560	309	100	
1894	530-1060	FUEL TANK 523 GALLON TOWABLE	840	428	143	
1895	530-1070	FUEL TANK 787 GALLON	760	404	138	
1896	530-1080	FUEL TANK 1000 GALLON	1240	627	215	
1897	530-1090	FUEL TANK 1204 GALLON	1240	627	215	
1898	530-1100	FUEL TANK 2388 GALLON	2800	1140	380	
1899	530-2020	DEICING GLYCOL TANK 3200 GAL SKID W/PUMP	4797	1620	684	
1900	550-1200	WELDER MIG/TIG/STICK <300 AMPS 120/230V	270	90	38	
1901	550-1250	WELDER MIG 200 - 299 AMPS 230V	270	90	38	ADD
1902	550-1260	WELDER TIG 400AMP WATER COOLED TORCH	1080	360	119	
1903	550-1270	WELDER TIG / STICK 200-249 AMPS ELEC	225	64	36	
1904	550-1275	SKYWELDER INVERTER WELDER 250-300AMP	270	90	38	
1905	550-1280	WELDER INVERTER CC ONLY 250-299 AMPS	175	52	30	
1906	550-1290	WELDER INVERTER CC/CV 300-399 AMPS	225	80	36	
1907	550-1300	WELDER INVERTER CC/CV 350-399 AMPSLEC	225	80	36	
1908	550-1310	WELDER INVERTER CC/CV 400-449 AMPS	225	80	36	
1909	550-1315	WELDER STATIONARY 450 - 499 AMPS ELEC	536	230	81	
1910	550-1330	WELDER INVERTER CC/CV 650-699 AMPS	525	243	81	
1911	550-1400	WELDING FUME EXTRACTOR 95-132 CFM	390	170	65	
1912	550-1410	WELDER STATIONARY 1100 - 1199 AMPS ELEC	670	260	126	
1913	550-1540	WELDER ENGINE DRIVE 180-189 AMP GAS	475	200	81	
1914	550-1600	WELDER ENGINE DRIVE 250-299 AMPS GAS	475	200	81	
1915	550-1610	WELDER ENGINE DRIVE 300-249 AMP GAS	500	204	90	
1916	550-1760	WELDER ENGINE DRIVE 250-299 AMPS LP	500	204	90	
1917	550-1770	WELDER TOWABLE 250-349 AMPS LP	500	240	90	
1918	550-1840	SKID W/TORCH KIT FOR 300AMP WELDER	1300	400	125	
1919	550-1850	WELDER TOWABLE 300 - 349 AMPS DSL	500	184	75	
1920	550-1870	WELDER TOWABLE 400 - 449 AMPS DSL	585	268	140	
1921	550-1875	WELDER SKID MOUNTED 400 - 449 AMPS DSL	585	320	125	
1922	550-1880	WELDER TOWABLE 500 - 549 AMPS DSL	800	320	176	
1923	550-1890	WELDER TOWABLE 600 AMPS DUAL-OPER DSL	800	360	176	
1924	550-1900	WELDER TOWABLE 300-349AMPS DUAL-OPER DSL	670	320	155	
1925	550-1905	WELDER TOWABLE 400-449AMPS DUAL-OPER DSL	670	340	155	

**HERC RENTALS - CONTRACT 2019000318-7  
EXHIBIT A.3 - GOLD PRICING**

	<b>Cat Class</b>	<b>Description</b>	<b>Month</b>	<b>Week</b>	<b>Day</b>	<b>Change</b>
1926	550-1950	WELDER WIRE FEEDER 120 VOLT ELEC	293	156	59	
1927	550-1960	WELDER WIRE FEEDER SUITCASE STYLE	276	144	60	
1928	550-3010	PLASMA CUTTER 7/8IN 1PH 120/240V	550	224	93	
1929	550-3015	PLASMA CUTTER 5/8IN AIRCOMP 1PH 120/240V	650	249	92	
1930	550-3020	PLASMA CUTTER 1IN 1PH 208/230V	900	319	140	
1931	550-3030	PLASMA CUTTER 1-1/4IN 1PH/480V 3PH/600V	1192	438	180	
1932	550-3060	PLASMA CUTTER 1-3/4IN 3PH 600V	2840	1037	432	
1933	553-0002	CIRCUIT BREAKER, 480V/20A	49	19	7	
1934	553-0004	CIRCUIT BREAKER, 480V/40A	97	34	13	
1935	553-0005	CIRCUIT BREAKER, 480V/50A	30	11	5	
1936	553-0009	CIRCUIT BREAKER 480V 80A	243	81	27	
1937	553-0010	CIRCUIT BREAKER, 480V/100A	124	80	39	
1938	553-0015	CIRCUIT BREAKER, 480V/225A	148	92	50	
1939	553-0025	CIRCUIT BREAKER 600V / 400A	296	142	84	
1940	553-0027	CIRCUIT BREAKER 600V / 600A	325	160	99	
1941	553-0030	CIRCUIT BREAKER 600V / 200A	60	22	9	
1942	553-0035	CIRCUIT BREAKER 600V / 100A	41	14	5	
1943	553-0040	CIRCUIT BREAKER 600V / 60A	41	14	5	
1944	553-0045	CIRCUIT BREAKER 600V / 30A	41	14	5	
1945	553-0050	CIRCUIT BREAKER 600V / 250A	63	22	7	
1946	553-0055	CIRCUIT BREAKER 600V / 150A	23	9	9	
1947	553-0060	CIRCUIT BREAKER 600V / 125A	284	131	77	
1948	553-0061	ADJ CIRCUIT BREAKER 600V 70-250A	198	72	27	
1949	554-0020	POWER STRIP 6X20A OUTLET 6'	16	7	7	
1950	610-1005	TRAILER LANDSCAPE 5X8 1500 LB	360	170	45	
1951	610-1010	TRAILER LANDSCAPE 6X12 3000 LB	360	170	45	
1952	610-1050	TRAILER UTILITY 2000 LB	360	170	45	
1953	610-1059	TRAILER UTILITY PAN 3000 LB	360	170	45	
1954	610-1060	TRAILER UTILITY 3000 LB	360	170	45	
1955	610-1070	TRAILER UTILITY 5-6000 LB	468	221	59	
1956	610-1075	TRAILER UTILITY 7000 LB	468	221	59	
1957	610-1085	TRAILER UTILITY 10000 LB	468	221	59	
1958	610-1140	TRAILER FLATBED 10000 LB	648	306	81	
1959	610-1160	TRAILER FLATBED 10-19000 LB GVWR	855	380	95	
1960	610-1170	TRAILER FLATBED 21-29000 LB GVWR	968	430	107	
1961	610-1180	TRAILER FLATBED 30-39000 LB GVWR	1200	540	135	
1962	610-1190	TRAILER FLATBED GOOSENECK 20-22000 LBS	1250	580	145	
1963	610-1210	TRAILER FLATBED W/RAMPS 20000 LB GVWR	1200	600	150	
1964	610-1212	TRAILER FLATBED NO RAMPS 20000 LB GVWR	1200	600	150	
1965	610-1215	TRAILER FLATBED GOOSENECK 24000 LB	1400	720	180	
1966	610-1220	TRAILER FLATBED GOOSENECK 25-26000 LB	1400	720	180	
1967	610-1240	TRAILER FLATBED 40-49000 LB GVWR	1350	635	200	
1968	610-1245	TRAILER FLATBED 3-AXLE W/RAMPS 50000GVWR	1080	585	238	
1969	610-1280	TRAILER FLATBED HYD TAIL 80000 LB	3150	1400	370	
1970	610-1281	TRAILER FLATBED 80000 LB AIR RIDE	900	450	450	
1971	610-1290	TRAILER FLATBED HYD TAIL 90000 LB	3900	1600	422	
1972	610-1300	TRAILER FLATBED GOOSENECK 100000 LB	4590	2040	539	
1973	610-1310	TRAILER FLATBED LIVE BOTTOM 24000 LB	5580	2480	620	
1974	610-1350	TRAILER STUMP GRINDER	360	170	45	
1975	610-1370	TRAILER TRENCHER	360	170	45	
1976	610-1390	TRAILER TILLER	360	170	45	
1977	610-1401	TRAILER CART OFF ROAD 1000LB	600	255	68	
1978	610-1430	TRAILER PIPE DOLLY	810	360	90	
1979	610-1450	TRAILER TOW DOLLY 3500 LB	468	221	59	
1980	610-1458	TRAILER CAR CARRIER ALUM 5300LB PAYLOAD	939	347	86	ADD

**HERC RENTALS - CONTRACT 2019000318-7  
EXHIBIT A.3 - GOLD PRICING**

	<b>Cat Class</b>	<b>Description</b>	<b>Month</b>	<b>Week</b>	<b>Day</b>	<b>Change</b>
1981	610-1462	TRAILER CAR CARRIER ALUM 7700LB PAYLOAD	1227	453	112	ADD
1982	610-1500	TRAILER CABLE REEL SINGLE 8-9995 LB	729	324	86	
1983	610-1515	TRAILER UNDERGROUND CABLE PULLER 7500LB	7594	2880	1140	
1984	610-1600	TRAILER MIXING 27 CF 7000 LB	945	448	126	
1985	610-1620	TRAILER MIXING 50 CF 10000 LB	1013	480	135	
1986	610-1720	TRAILER GROUND LOAD 5000 LB	360	170	45	
1987	610-1730	TRAILER GROUND LOAD 8000 LB	504	238	63	
1988	610-1740	TRAILER GROUND LOAD 10000 LB BATT	634	238	63	
1989	610-1745	TRAILER GROUND LOAD 10000 LB GAS	634	299	79	
1990	610-1750	TRAILER GROUND LOAD 13000-14000 LB	936	442	117	
1991	610-1760	TRAILER TILT 2-3000 LB	311	129	35	
1992	610-1766	TRAILER TILT 6-7000 LB	466	193	53	
1993	610-1770	TRAILER TILT 10000 LB	475	225	81	
1994	610-1775	TRAILER TILT 12-13000 LB	580	309	109	
1995	610-1779	TRAILER TILT 14000LB FIXED TOP DECK	833	405	135	
1996	610-1780	TRAILER TILT 14-15000 LB	600	319	113	
1997	610-1781	TRAILER TILT 15000 LB 4FT FIXED TOP DECK	768	408	144	
1998	610-1785	TRAILER TILT 16-17000 LB	796	423	149	
1999	610-1800	TRAILER TILT 25-26000 LB	1240	659	232	
2000	610-2200	TRAILER DUMP SINGLE AXLE	628	336	117	
2001	610-2230	TRAILER DUMP TANDEM AXLE	680	357	126	
2002	610-2260	TRAILER DUMP TANDEM AXLE OFFROAD	840	446	158	
2003	610-2290	TRAILER DUMP TRIPLE AXLE	3473	1737	579	
2004	610-2420	TRAILER WATER 500 GALLON	945	480	135	
2005	610-2430	TRAILER WATER 800 GALLON	1225	640	180	
2006	610-2455	TRAILER VACUUM EXC SYSTEM 500 GAL GAS	5500	1800	575	
2007	610-2460	TRAILER VACUUM EXC SYSTEM 500 GAL DSL	6300	1900	600	
2008	610-2470	TRAILER VACUUM EXC SYSTEM 800 GAL DSL	6750	2250	808	
2009	610-2520	TRAILER ENCLOSED 6X12 3000 LB	800	400	100	
2010	610-2530	TRAILER ENCLOSED 6X12 7000 LB	875	439	110	
2011	610-2550	TRAILER ENCLOSED 8X20 7000 LB	1102	518	130	
2012	610-2570	TRAILER REMEDIATION ENCLOSED 8X20 9995LB	956	338	135	
2013	610-2580	TRAILER TOOL ENCLOSED 8X44 25000 LBS	5400	1800	720	
2014	610-2585	TRAILER TOOL CRIB ENCLOSED 45-53 FT	2835	945	315	
2015	610-2590	TRAILER ENCLOSED 8X53	765	324	108	
2016	610-2592	TRAILER CAT EVENT RESPONSE ENCLOSED 53FT	4050	1400	465	
2017	610-2600	TRAILER OPEN TOP BOX 5X8 3000 LB	360	170	45	
2018	610-2610	TRAILER OPEN TOP BOX 5X10 3000 LB	396	187	50	
2019	610-2615	TRAILER OPEN TOP BOX 5X12 3000 LB	432	204	54	
2020	610-2620	TRAILER OPEN TOP BOX 6X10 3000 LB	468	221	59	
2021	610-2640	TRAILER OPEN TOP BOX 5X12 10000 LB	574	270	68	
2022	610-2770	CONTAINER 7FT X 8FT DOUBLE DOOR	482	234	86	
2023	610-2780	CONTAINER 8FT X 8FT REFRIGERATED STORAGE	600	190	95	
2024	610-2790	CONTAINER 10 FT STORAGE	128	46	11	
2025	610-2800	CONTAINER 16 FT STORAGE	128	46	11	
2026	610-2801	CONTAINER 16 FT KARGO KING	285	120	30	
2027	610-2810	CONTAINER 20 FT STORAGE	128	46	11	
2028	610-2815	CONTAINER 20 FT STORAGE DOUBLE DOOR	143	57	14	
2029	610-2820	CONTAINER 24 FT STORAGE	285	114	29	
2030	610-2840	CONTAINER 40 FT STORAGE	190	76	19	
2031	610-2845	CONTAINER 40 FT STORAGE DOUBLE DOOR	238	95	24	
2032	610-2900	CONTAINER 20 FT OFFICE	428	110	24	
2033	610-2910	CONTAINER 40 FT OFFICE	856	220	48	
2034	610-3000	TRAILER SHADE 10 FT	428	143	48	
2035	610-3010	TRAILER SAFETY COOLDOWN 8X24 9990 LB	3780	1890	585	

**HERC RENTALS - CONTRACT 2019000318-7**  
**EXHIBIT A.3 - GOLD PRICING**

	<b>Cat Class</b>	<b>Description</b>	<b>Month</b>	<b>Week</b>	<b>Day</b>	<b>Change</b>
2036	610-3020	TRAILER MOUNTED SAFETY SHOWER PNEUMATIC	4050	1890	585	
2037	630-1010	CART PERSONNEL 2 PASSENGER 3-WH ELEC	486	251	94	
2038	630-1020	TOW TRACTOR 1 PASSENGER 3-WH 8K PULL ELE	1020	510	170	
2039	630-1040	CART BURDEN 2 PASSENGER 4-WH GAS	570	280	105	
2040	630-1060	CART BURDEN 2 PASSENGER 4-WH ELEC	570	280	105	
2041	630-1065	CART BURDEN 2 PASSENGER 4-WH ELEC CAB	785	350	120	
2042	630-1080	CART BURDEN 4 PASSENGER 4-WH ELEC	570	280	105	
2043	630-1100	CART GOLF 2 PASSENGER ELEC	590	300	125	
2044	630-1110	CART GOLF 2 PASSENGER GAS	590	300	125	
2045	630-1120	CART GOLF 4 PASSENGER GAS	590	300	125	
2046	630-1130	CART TOUR 4 PASSENGER ELEC	771	315	130	
2047	630-1150	CART TOUR 6 PASSENGER ELEC	855	350	145	
2048	630-1160	CART TOUR 6 PASSENGER GAS	855	350	145	
2049	630-1170	CART TOUR 8 PASSENGER GAS	1150	445	180	
2050	630-1180	CART TOUR 8 PASSENGER W/CHAIR ACCESS GAS	1150	445	180	
2051	630-1200	CART UTV 2 PASSENGER ELEC	850	360	155	
2052	630-1210	CART UTV 2 PASSENGER GAS	850	360	155	
2053	630-1220	CART UTV 2 PASSENGER GAS WITH CAB	950	390	170	
2054	630-1225	CART UTV 2 PASSENGER GAS OFF ROAD	1250	455	145	
2055	630-1230	CART UTV 2 PASSENGER DSL	850	360	155	
2056	630-1240	CART UTV 2 PASSENGER DSL WITH CAB	950	390	170	
2057	630-1245	CART UTV 2 PASSENGER DSL FLATBED	850	360	155	
2058	630-1260	CART UTV 4 PASSENGER GAS	850	360	155	
2059	630-1265	CART UTV 4 PASSENGER GAS WITH CAB	950	390	170	
2060	630-1280	CART UTV 4 PASSENGER DSL	850	360	155	
2061	630-1290	CART UTV 4 PASSENGER DSL WITH CAB	950	390	170	
2062	630-1300	CART UTV 4 PASSENGER GAS FLATBED	850	360	155	
2063	630-1310	CART UTV 4 PASSENGER DSL FLATBED	850	360	155	
2064	630-1330	CART UTV W/FRONT TOOL CARRIER DSL CAB	3400	1550	525	
2065	630-1410	CART LT DUTY 2 PASSENG 2WD GAS ENTERTAIN	760	360	155	
2066	630-1415	CART UTV 2 PASSENGER 4WD GAS ENTERTAIN	850	360	155	
2067	630-1420	CART UTV 4 PASSENGER 4WD GAS ENTERTAIN	850	360	155	
2068	630-1425	CART UTV 2 PASSENGER 2WD GAS ENTERTAIN	850	360	155	
2069	630-2010	CART UTV SNOW PLOW 5-6 FT	340	110	55	
2070	630-2015	CART UTV 40 GALLON SPRAYER SKID MTD ELEC	495	205	90	
2071	630-2020	80 GALLON SPRAYER ELEC	360	155	55	
2072	630-3010	BOAT ALUMINUM FLAT BOTTOM NO ENGINE 12FT	1080	360	124	
2073	630-3020	MARINE OUTBOARD ENGINE 15HP GAS	486	162	57	
2074	639-1200	TOW TRACTOR WAREHOUSE STAND-UP ELECTRIC	760	300	120	
2075	640-2100	BELT LOADER DRIVABLE AIRCRAFT DSL	3230	1292	570	
2076	640-2200	BAGGAGE TRACTOR AIRCRAFT GAS 5500 LB	2470	950	356	
2077	640-2205	BAGGAGE TRACTOR AIRCRAFT CAB GAS 5500LB	2470	950	356	
2078	640-2220	BAGGAGE TRACTOR AIRCRAFT DSL 5500 LB	2565	1045	385	
2079	640-2230	BAGGAGE TRACTOR AIRCRAFT GAS 6000 LB	2759	1075	409	
2080	640-4950	TRACTOR AIRCRAFT TOWBAR 30000 GVW	6650	2660	1140	
2081	640-4960	TRACTOR AIRCRAFT TOWBAR 40000 GVW	9500	3800	1805	
2082	640-4980	TRACTOR AIRCRAFT TOWBAR 60000 GVW	14250	5700	2375	
2083	640-5000	TRACTOR AIRCRAFT TOWBAR 110000 GVW	18900	7200	2850	
2084	658-1000	TRUCK ACCESSORIES	1020	540	540	
2085	658-1500	AIR CONDITIONER CHARGING/RECYCLING	675	315	109	
2086	659-5000	TRUCK PICKUP COMPACT	1145	451	97	
2087	659-5005	TRUCK PICKUP COMPACT CREW 4WD	1245	517	123	ADD
2088	659-5010	TRUCK PICKUP 1/2 T STD 4WD GAS	1145	451	97	
2089	659-5020	TRUCK PICKUP 1/2 T STD 2WD GAS	1145	451	97	
2090	659-5030	TRUCK PICKUP 1/2 T SUP 4WD GAS	1145	451	97	

**HERC RENTALS - CONTRACT 2019000318-7**  
**EXHIBIT A.3 - GOLD PRICING**

	<b>Cat Class</b>	<b>Description</b>	<b>Month</b>	<b>Week</b>	<b>Day</b>	<b>Change</b>
2091	659-5040	TRUCK PICKUP 1/2 T SUP 2WD GAS	1145	451	97	
2092	659-5050	TRUCK PICKUP 1/2 T CREW 4WD GAS	1245	517	123	
2093	659-5055	TRUCK PICKUP 1/2 T CREW 4WD EV	2833	1092	280	ADD
2094	659-5060	TRUCK PICKUP 1/2 T CREW 2WD GAS	1245	517	123	
2095	659-5070	TRUCK PICKUP 3/4 T STD 4WD GAS	1325	541	159	
2096	659-5080	TRUCK PICKUP 3/4 T STD 4WD DSL	1325	541	159	
2097	659-5090	TRUCK PICKUP 3/4 T STD 2WD GAS	1325	541	159	
2098	659-5100	TRUCK PICKUP 3/4 T STD 2WD GAS LIFT GATE	1325	541	159	
2099	659-5120	TRUCK PICKUP 3/4 T SUP 4WD GAS	1325	541	159	
2100	659-5130	TRUCK PICKUP 3/4 T SUP 4WD DSL	1325	541	159	
2101	659-5140	TRUCK PICKUP 3/4 T SUP 2WD GAS	1325	541	159	
2102	659-5150	TRUCK PICKUP 3/4 T SUP 2WD DSL	1325	541	159	
2103	659-5160	TRUCK PICKUP 3/4 T CREW 4WD GAS	1450	655	156	
2104	659-5170	TRUCK PICKUP 3/4 T CREW 4WD DSL	1450	655	156	
2105	659-5180	TRUCK PICKUP 3/4 T CREW 2WD GAS	1450	655	156	
2106	659-5200	TRUCK PICKUP 1 T STD 4WD GAS	1525	709	169	
2107	659-5220	TRUCK PICKUP 1 T SUP 4WD GAS	1525	709	169	
2108	659-5240	TRUCK PICKUP 1 T CREW 4WD GAS	1625	779	199	
2109	659-5250	TRUCK PICKUP 1 T CREW 4WD DSL	1625	779	199	
2110	659-5330	TRUCK SERVICE 3/4-1 T STD 4WD GAS	2400	945	356	
2111	659-5340	TRUCK SERVICE 3/4-1 T STD 4WD DSL	2400	945	356	
2112	659-5350	TRUCK SERVICE 3/4-1 T STD 2WD GAS	2400	945	356	
2113	659-5370	TRUCK SERVICE 1-1/2-2 T STD 4WD GAS	3040	1125	428	
2114	659-5380	TRUCK SERVICE 1-1/2-2 T STD 4WD DSL	3040	1125	428	
2115	659-5425	TRUCK SERVICE 3/4-1 T CREW 4WD GAS	2460	950	356	
2116	659-5440	TRUCK SERVICE 1-1/2-2 T CREW 4WD DSL	3200	1166	451	
2117	659-5450	TRUCK SERVICE 1-1/2-2 T CREW 2WD DSL	3200	1166	451	
2118	659-5455	VAN CARGO MINI GAS	1600	500	100	
2119	659-5460	VAN CARGO 1/2 T GAS	1600	500	100	
2120	659-5470	VAN CARGO 3/4 T GAS	1600	500	100	
2121	659-5472	VAN CARGO 3/4 T GAS HIGH ROOF	1600	500	100	
2122	659-5475	VAN CARGO 3/4 T DSL	1600	500	100	
2123	659-5480	VAN CARGO 1 T GAS	1600	500	100	
2124	659-5484	VAN CARGO 1 T EV	2444	950	215	ADD
2125	659-5485	VAN CARGO 1 T DSL	1600	500	100	
2126	659-5490	VAN PASSENGER 8 GAS 1/2 T	1750	646	143	
2127	659-5510	VAN PASSENGER 12 GAS 3/4-1 T W/ TOW PKG	1750	646	143	
2128	659-5540	VAN PASSENGER 15 GAS 3/4-1 T W/ TOW PKG	1750	646	143	
2129	659-5550	BUS SHUTTLE GAS CDL	1950	1040	285	
2130	659-5560	BUS SCHOOL DSL	1950	1040	285	
2131	659-5580	COMPACT SUV 5-6 PASSENGER GAS	1195	405	100	
2132	659-5585	SUV STANDARD 7-8 PASSENGER GAS	1320	578	149	
2133	659-5600	TRUCK STKBD 12 FT 3/4-1 T STD 4WD GAS	1750	825	235	
2134	659-5610	TRUCK STKBD 12 FT 3/4-1 T STD 4WD DSL	1750	825	235	
2135	659-5620	TRUCK STKBD 12 FT 3/4-1 T STD 2WD GAS	1750	825	235	
2136	659-5630	TRUCK STKBD 12 FT 1-1/2-2 T STD 4WD GAS	1750	825	235	
2137	659-5640	TRUCK STKBD 12 FT 1-1/2-2 T STD 4WD DSL	1750	825	235	
2138	659-5650	TRUCK STKBD 12 FT 1-1/2-2 T STD 2WD GAS	1750	825	235	
2139	659-5660	TRUCK STKBD 12 FT 1-1/2-2 T STD 2WD DSL	1750	825	235	
2140	659-5680	TRUCK STKBD 12 FT 3/4-1 T CREW 4WD GAS	1900	846	280	
2141	659-5690	TRUCK STKBD 12 FT 3/4-1 T CREW 4WD DSL	1900	846	280	
2142	659-5700	TRUCK STKBD 12 FT 3/4-1 T CREW 2WD GAS	1900	846	280	
2143	659-5710	TRUCK STKBD 12 FT 3/4-1 T CREW 2WD DSL	1900	846	280	
2144	659-5725	TRUCK STKBD 12 FT 1-1/2-2 T CREW 4WD GAS	1990	1005	324	
2145	659-5730	TRUCK STKBD 12 FT 1-1/2-2 T CREW 4WD DSL	1990	1005	324	



**HERC RENTALS - CONTRACT 2019000318-7  
EXHIBIT A.3 - GOLD PRICING**

	<b>Cat Class</b>	<b>Description</b>	<b>Month</b>	<b>Week</b>	<b>Day</b>	<b>Change</b>
2146	659-5735	TRUCK STKBD 12 FT 1-1/2-2 T CREW 2WD GAS	1990	1005	324	
2147	659-5740	TRUCK STKBD 12 FT 1-1/2-2 T CREW 2WD DSL	1990	1005	324	
2148	659-5742	TRUCK STKBD 12 FT 1-2 T STD GOSNK4WDDSL	2090	1055	349	ADD
2149	659-5745	TRUCK STKBD 14 FT 1-1/2-2 T STD 2WD GAS	2500	1077	364	
2150	659-5750	TRUCK STKBD 14 FT 1-1/2-2 T STD 2WD DSL	2500	1077	364	
2151	659-5770	TRUCK STKBD 16 FT 1-1/2-2 T STD 2WD DSL	2500	1077	364	
2152	659-5780	TRUCK STKBD 16 FT 2-1/2-3 T STD 2WD DSL	2500	1077	364	
2153	659-5790	TRUCK STKBD 22 FT 2-1/2-3 T STD 2WD GAS	2800	1140	387	
2154	659-5800	TRUCK STKBD 22 FT 2-1/2-3 T STD 2WD DSL	2800	1140	387	
2155	659-5810	TRUCK RACK 18 FT 2-1/2-3 T CREW DSL	4465	1663	618	
2156	659-5825	TRUCK FLATBED 9FT 1-1/2-2T CREW 4WD DSL	2430	986	290	
2157	659-5830	TRUCK FLATBED 11FT 1-1/2-2T STD 4WD DSL	2650	1200	350	
2158	659-5840	TRUCK STKBD HI-RAIL STD 2WD DSL	3500	1166	451	
2159	659-5870	VAN KUV UTLTY GAS 1 TON	1900	750	225	
2160	659-5875	TRUCK UTLTY 3/4 T STD 2WD GAS	2150	806	242	
2161	659-5878	TRUCK UTLTY 3/4 T SUP 2WD GAS	2150	806	242	
2162	659-5880	TRUCK UTLTY 3/4 T CREW 2WD GAS	2450	879	314	
2163	659-5882	TRUCK UTLTY 3/4 T STD 4WD GAS	2150	806	242	
2164	659-5885	TRUCK UTLTY 3/4 T SUP 4WD GAS	2150	806	242	
2165	659-5888	TRUCK UTLTY 3/4 T CREW 4WD GAS	2450	879	314	
2166	659-5890	TRUCK UTLTY 3/4 T STD 4WD DSL	2250	830	262	
2167	659-5895	TRUCK UTLTY 3/4 T SUP 4WD DSL	2250	830	262	
2168	659-5900	TRUCK UTLTY 1 T STD 2WD GAS	2150	806	242	
2169	659-5905	TRUCK UTLTY 1 T SUP 2WD GAS	2150	806	242	
2170	659-5910	TRUCK UTLTY 1 T CREW 2WD GAS	2450	879	314	
2171	659-5915	TRUCK UTLTY 1 T STD 4WD GAS	2250	830	262	
2172	659-5920	TRUCK UTLTY 1 T SUP 4WD GAS	2250	830	262	
2173	659-5925	TRUCK UTLTY 1 T CREW 4WD GAS	2450	879	346	
2174	659-5928	TRUCK UTLTY 1 T STD 4WD DSL	2250	830	262	
2175	659-5930	TRUCK UTLTY 1 T SUP 4WD DSL	2250	830	262	
2176	659-5932	TRUCK UTLTY 1 T CREW 4WD DSL	2670	1026	403	
2177	659-5935	TRUCK UTLTY 1 T CREW 2WD W/CRANE GAS	4465	1663	618	
2178	659-5940	TRUCK UTLTY 1-1/2-2 T STD-SUP 4WD DSL	2650	949	382	
2179	659-5945	TRUCK UTLTY 1-1/2-2 T STD-SUP 4WD GAS	2450	879	314	
2180	659-5950	TRUCK UTLTY 1-1/2-2 T CREW 4WD DSL	2750	985	339	
2181	659-5960	TRUCK UTLTY 1-1/2-2 T CREW 2WD DSL	2650	949	382	
2182	659-5965	TRUCK CONTRACTOR 1-1/4-2 T STD 4WD GAS	2650	954	355	
2183	659-5969	TRUCK CONTRACTOR 1-1/4-2 T STD 2WD GAS	2805	1046	380	
2184	659-5970	TRUCK CONTRACTOR 1-1/4-2 T STD 2WD DSL	2805	1046	380	
2185	659-5975	TRUCK CONTRACTOR 1-1/4-2 T CREW 4WD GAS	2805	1046	380	
2186	659-5977	TRUCK CONTRACTOR 1-1/4-2 T CREW 4WD DSL	2805	1046	380	
2187	659-6010	TRUCK FUEL 4000 GAL	5845	1995	665	
2188	659-6015	TRUCK AVIATION FUEL 5000 GAL	13200	6601	2660	
2189	659-6017	TRUCK AVIATION FUEL 7000 GAL	14400	7200	3040	
2190	659-6030	TRUCK WATER 2000 GALLON GAS	2750	1428	476	
2191	659-6040	TRUCK WATER 2000 GALLON DSL	2750	1428	476	
2192	659-6050	TRUCK WATER 4000 GALLON DSL	4400	1990	592	
2193	659-6052	TRUCK WATER 4000 GALLON DSL 6X6	9500	3600	1500	
2194	659-6055	TRUCK BOX 12 FT	1500	525	190	
2195	659-6057	TRUCK BOX 14 FT	2250	800	220	
2196	659-6060	TRUCK BOX 15 FT	2250	800	220	
2197	659-6070	TRUCK BOX 15 FT W/ LIFT GATE	2250	800	220	
2198	659-6075	TRUCK BOX 16 FT W/LIFT GATE	2250	800	220	
2199	659-6090	TRUCK BOX 24 FT W/ LIFT GATE	5000	1620	475	
2200	659-6100	TRUCK FLAT DUMP 16FT 1-1/2T STD 2WD DSL	2100	860	307	



**HERC RENTALS - CONTRACT 2019000318-7  
EXHIBIT A.3 - GOLD PRICING**

	<b>Cat Class</b>	<b>Description</b>	<b>Month</b>	<b>Week</b>	<b>Day</b>	<b>Change</b>
2201	659-6110	TRUCK DUMP 3-4 YD STD 4WD GAS	1950	861	319	
2202	659-6120	TRUCK DUMP 3-4 YD DSL	1950	861	319	
2203	659-6130	TRUCK DUMP 3-4 YD CREW 4WD DSL	2000	919	346	
2204	659-6135	TRUCK DUMP 3-4 YD CREW 4WD GAS	2000	919	346	
2205	659-6140	TRUCK DUMP 3-4 YD CREW 2WD DSL	2000	919	346	
2206	659-6150	TRUCK DUMP 5-6 YD GAS	2450	991	361	
2207	659-6160	TRUCK DUMP 5-6 YD GAS NON CDL	2450	991	361	
2208	659-6170	TRUCK DUMP 5-6 YD DSL	2450	991	361	
2209	659-6180	TRUCK DUMP 5-6 YD DSL NON CDL	2450	991	361	
2210	659-6190	TRUCK DUMP 5-6 YD CREW DSL	2600	1106	404	
2211	659-6195	TRUCK DUMP 5-6 YD CREW DSL NON-CDL	2600	1106	404	
2212	659-6200	TRUCK DUMP 12-14 YD MANUAL DSL	5125	2150	675	
2213	659-6210	TRUCK DUMP 12-14 YD AUTO DSL	5125	2150	675	
2214	659-6215	TRUCK DUMP 22-24 YD DSL	9025	3325	1283	
2215	659-6218	TRUCK 1 T DUMP LANDSCAPE STD GAS	1900	706	326	
2216	659-6220	TRUCK 1 T DUMP LANDSCAPE CREW GAS	1900	706	326	
2217	659-6224	TRUCK DUMP ARTICULATED 30 TON DSL	11970	5130	1805	
2218	659-6230	TRUCK GARBAGE 6 YD	6833	2200	569	
2219	659-6240	TRUCK GARBAGE 20 YD	9360	2912	728	
2220	659-6245	TRUCK STREET SWEEPER DSL	14222	4604	1778	
2221	659-6247	TRUCK RUNWAY/STREET SWEEPER DSL	14222	4604	1778	
2222	659-6250	TRUCK MOUNTED ATTENUATOR 62-65 MPH GAS	4100	1864	730	
2223	659-6260	TRUCK MOUNTED ATTENUATOR 62-65 MPH DSL	4100	1864	730	
2224	659-6267	TRUCK DELIVERY PCT 3/4 TON GAS NON-CDL	2205	779	228	
2225	659-6270	TRUCK DELIVERY ROLLOFF SINGLE DSL NONCDL	4500	1500	500	
2226	659-6272	TRUCK DELIVERY ROLLOFF SINGLE DSL NOCDL	4500	1500	500	
2227	659-6274	TRUCK DELIVERY ROLLOFFS SINGLE DSL CDL	4500	1500	500	
2228	659-6300	TRUCK BUCKET 31 FT GAS	4500	1560	536	
2229	659-6310	TRUCK BUCKET 31 FT DSL	4500	1560	536	
2230	659-6315	TRUCK BUCKET 38 FT INSULATED GAS	4500	1560	536	
2231	659-6320	TRUCK BUCKET 38 FT INSULATED DSL	4500	1560	536	
2232	659-6328	TRUCK BUCKET 55 FT DSL	5000	1995	750	ADD
2233	659-6336	TRUCK BUCKET 60 FT TREE TRIMMER DSL	5200	2080	809	
2234	659-6342	TRUCK BUCKET 70 FT TREE TRIMMER DSL	6656	2704	910	
2235	659-6350	TRUCK BUCKET 85 FT DSL	10395	4155	1456	
2236	659-6380	TRUCK CRANE 18 T SINGLE DSL	4838	1855	677	
2237	659-6410	TRUCK CRANE 20 T TANDEM DSL	6988	2999	1102	
2238	659-6430	TRUCK CRANE 23 T TANDEM DSL	7095	3096	1172	
2239	659-6435	TRUCK AUGER 47FT CDL	3111	1373	458	
2240	659-6440	TERMINAL TRACTOR SIGL AXE 2X4 OFF-RD DSL	4940	1730	593	
2241	659-6455	TRUCK TRACTOR TANDEM 4WD DSL	7165	2003	801	
2242	659-6460	TRUCK TRACTOR TRI 4WD DSL	7000	2430	903	
2243	659-6470	TRUCK ASPHALT DISTRIBUTOR 2000 GAL	5281	1852	750	
2244	659-6480	TRUCK FORESTRY MOBILE CRANE	5281	1852	750	
2245	659-8000	TRUCK SPREADER HOPPER 8 FT	918	305	100	
2246	659-8020	TRUCK SPREADER HOPPER 9 FT	918	305	100	
2247	659-8030	TRUCK SPREADER TAILGATE	344	122	43	
2248	659-8035	TRUCK SPREADER TAILGATE DUMP	215	70	25	
2249	659-8100	TRUCK SNOW PLOW 7-8 FT	850	265	90	
2250	659-8110	TRUCK SNOW PLOW 8.5-9 FT	850	265	90	
2251	659-8130	TRUCK SNOW PLOW 10 FT	995	338	119	
2252	660-1000	BOARD ARROW FOLDING TRAILER 15-LIGHT	600	330	108	
2253	660-1010	BOARD ARROW VERTICAL TRAILER 15-LIGHT	600	330	108	
2254	660-1020	BOARD ARROW FOLDING TRAILER 25-LIGHT	675	370	117	
2255	660-1025	BOARD ARROW TRUCK MOUNTED 25-LIGHT	621	311	95	

**HERC RENTALS - CONTRACT 2019000318-7**  
**EXHIBIT A.3 - GOLD PRICING**

	<b>Cat Class</b>	<b>Description</b>	<b>Month</b>	<b>Week</b>	<b>Day</b>	<b>Change</b>
2256	660-1030	BOARD MESSAGE VERTICAL MID-SIZE 3-LINE	795	465	165	
2257	660-1040	BOARD MESSAGE VERTICAL FULL-SIZE 3-LINE	795	465	165	
2258	660-1045	BOARD MESSAGE FULL-SIZE 3-LINE W/MODEM	1150	743	189	
2259	660-1050	BOARD MESSAGE FOLDING MID-SIZE MATRIX	795	465	165	
2260	660-1060	BOARD MESSAGE VERTICAL MID-SIZE MATRIX	795	465	165	
2261	660-1065	BOARD MESSAGE VERTICAL MID MATRIX MODEM	1000	500	190	ADD
2262	660-1070	BOARD MESSAGE VERTICAL FULL-SIZE MATRIX	1040	743	210	
2263	660-1100	RADAR SPEED MONITORING TRAILER	375	120	45	
2264	660-1110	TRAILER ATTENUATOR MOUNTED W/ARROW BOARD	1975	900	350	
2265	660-2010	VEHICLE BARRIER	1575	600	135	
2266	660-2015	VEHICLE BARRIER POSITIONING CART	563	200	45	
2267	700-1040	FAN FLOOR 36-48IN ELEC	338	171	62	ADD
2268	700-1045	FAN FLOOR 72IN ELEC	1328	466	166	ADD
2269	700-1180	FAN FLOOR HIGH CFM 24IN ELEC	340	165	70	
2270	700-1220	BLOWER HAZ LOC 8IN VANO 115V	368	140	54	
2271	700-1230	BLOWER HAZ LOC 12IN VANO 115V	548	200	77	
2272	700-1240	FAN FLOOR 16-24IN HAZ LOC ELEC	440	165	90	
2273	700-1280	EVAP COOLER 23 IN OSCIL 14000 CFM ELEC	595	240	90	
2274	700-1290	FAN MISTING OSCIL PORTABLE 19-40GAL ELEC	440	185	68	
2275	700-1310	INSULATION BLOWER ELECTRIC	1000	360	158	
2276	700-1320	VACUUM INSULATION REMOVAL GAS	2124	970	266	
2277	700-1380	BLOWER MANHOLE 8IN GAS	405	180	48	
2278	700-1420	BLOWER MANHOLE 8IN ELEC	324	150	41	
2279	700-1630	EVAP COOLER CENTRIFUGAL 3600 CFM ELEC	240	80	30	
2280	700-1635	EVAP COOLER 24IN 8500 CFM ELEC	480	165	68	
2281	700-1640	EVAP COOLER 36IN 12500 CFM ELEC	480	165	68	
2282	700-1642	EVAP COOLER 36IN 12500 CFM HAZ LOC ELEC	1000	336	131	
2283	700-1645	EVAP COOLER 48IN 22500 CFM ELEC	500	172	72	
2284	700-1720	OZONE GENERATOR	324	150	41	
2285	700-1723	HYDROXYL GENERATOR SMALL AREA	360	135	48	
2286	700-1725	HYDROXYL GENERATOR LARGE AREA	720	410	135	
2287	700-1740	UV-C LED LIGHT INDOOR USE ONLY 115V	270	270	95	
2288	700-1742	ROLLING STAND FOR UV-C LED LIGHT	60	28	9	
2289	700-1800	AIR CURTAIN	3600	1315	603	
2290	700-2010	DUST SUPPRESSION MISTER 50FT THROW ELEC	2375	1170	450	
2291	700-2020	DUST SUPPRESSION MISTER 130FT THROW ELEC	2375	1170	450	
2292	700-2050	DUST SUPPRESSION MISTER 230FT THROW ELEC	3135	1260	410	
2293	700-2100	CONTAINMENT CART W HEPA SCRUBBER	1600	750	295	
2294	710-1220	AIRMOVER 3 DIAMETER AIR	108	48	14	
2295	710-1240	AIRMOVER 6 DIAMETER AIR	80	28	11	
2296	710-1260	AIRMOVER 8 DIAMETER AIR	88	32	13	
2297	710-1280	AIRMOVER 10 DIAMETER AIR	124	44	18	
2298	710-1300	AIRMOVER 12 DIAMETER AIR	160	56	23	
2299	710-1320	AIRMOVER 24 DIAMETER JET FAN AIR	505	164	85	
2300	710-1340	AIRMOVER 20 DIAMETER RF TYPE AIR	400	136	65	
2301	710-1360	AIRMOVER 20 DIAMETER CF TYPE AIR	400	136	65	
2302	715-0005	1.5KW STANDUP INFRARED ELECT HEATER 120V	206	89	27	
2303	715-0010	1.6KW ELECT HEATER 110V	135	68	18	
2304	715-0020	5-20KW VAR ELECT HEATER 1 - 4 PLUG 110V	263	136	45	
2305	715-0025	6KW ELECT HEATER 240V 1PH	263	136	45	
2306	715-0030	6-10KW VAR ELECT HEATER 240V 1PH	285	140	50	
2307	715-0038	15KW ELECT HEATER 208V 3PH SALAMANDER	364	157	59	ADD
2308	715-0040	15KW ELECT HEATER 240V 3PH SALAMANDER	364	157	59	
2309	715-0042	15KW ELECT HEATER 240V 1PH SALAMANDER	364	157	59	
2310	715-0045	15KW ELECT HEATER 480V 3PH SALAMANDER	364	157	59	

**HERC RENTALS - CONTRACT 2019000318-7**  
**EXHIBIT A.3 - GOLD PRICING**

	<b>Cat Class</b>	<b>Description</b>	<b>Month</b>	<b>Week</b>	<b>Day</b>	<b>Change</b>
2311	715-0046	18KW ELECT HEATER 208V 1PH/240V 3PH	521	230	90	
2312	715-0050	13-20KW VAR ELECT HEATER 240V 3PH	439	204	72	
2313	715-0055	10-20KW VAR ELECT HEATER 208V/240V 3 PH	439	204	72	
2314	715-0060	30KW ELECT HEATER 480V 3PH	619	255	108	
2315	715-0065	40KW ELECT HEATER 480V 3PH	990	383	130	
2316	715-0070	60KW ELECT HEATER 480V 3PH	1125	468	135	
2317	715-0100	200K BTU HYDRONIC HEAT EXCHANGER ELEC	505	175	60	
2318	715-0105	80K BTU HYDRONIC HEAT EXCHANGER ELEC	450	180	62	
2319	715-0120	1.35M BTU STAINLESS STEEL HEAT EXCHANGER	964	366	131	
2320	715-0140	3.8M BTU STAINLESS STEEL HEAT EXCHANGER	2531	956	338	
2321	715-0205	80K BTU HEATER 1400 CFM WALL MOUNTED	250	115	45	
2322	715-0220	60KW ELECT INLINE HEATER 220V/460V 3PH	1388	574	225	
2323	715-0235	150KW IND ELECT HEATER 480V 3PH 1/2IN SP	2963	1233	550	
2324	715-0237	150KW ELECT HEATER 480V 3PH 5IN SP NAROW	2963	1233	550	
2325	715-0240	150KW IND ELECT HEATER 480V 3PH 5IN SP	4444	1849	878	
2326	715-0400	40K BTU DIRECT FORCED AIR HEATER LPG	135	77	27	ADD
2327	715-0405	50K BTU DIRECT FORCED AIR HEATER LPG/NG	135	77	27	
2328	715-0408	50K-60K BTU RADIANT HEATER DSL/KERO	263	128	45	
2329	715-0410	80K BTU DIRECT FORCED AIR HEATER DSL/KER	263	128	45	
2330	715-0415	80K BTU DIRECT FORCED AIR HEATER LPG	263	128	45	
2331	715-0419	115K BTU DIRECT FORCED HEATER TENT LP/NG	450	171	57	
2332	715-0420	150K BTU DIRECT FORCED AIR HEAT DSL/KERO	300	153	54	
2333	715-0430	150K BTU DIRECT FORCED AIR HEATER LP	300	153	54	
2334	715-0435	110-150K BTU RADIANT HEATER DSL/KERO	469	242	86	
2335	715-0440	170K BTU DIRECT FORCED AIR HEATER LP	338	191	68	
2336	715-0445	170K BTU DIRECT FORCED AIR HEAT DSL/KERO	338	191	68	
2337	715-0450	200K BTU DIRECT FORCED AIR HEAT DSL/KERO	375	213	77	
2338	715-0452	250K BTU DIRECT FORCED HEATER TENT LP/NG	540	248	100	
2339	715-0460	400K BTU DIRECT FORCED AIR HEATER LPG	525	242	99	
2340	715-0462	400K BTU DIRECT FORCED AIR HEATER LPG/NG	563	319	113	
2341	715-0470	400K BTU DIRECT FORCED AIR HEAT DSL/KERO	563	319	113	
2342	715-0480	650K BTU DIRECT FORCED AIR HEAT DSL/KERO	675	298	131	
2343	715-0485	650K BTU DIRECT FORCED AIR HEAT LP/NG	810	315	138	
2344	715-0550	1.5M BTU DIRECT FORCED AIR HEATER LPG/NG	1313	553	225	
2345	715-0600	70K BTU INDIR FORCED AIR HEAT DSL/KERO	160	60	20	
2346	715-0605	120K BTU INDIR FORCED AIR HEAT DSL/KERO	170	70	24	
2347	715-0610	200K BTU INDIR FORCED AIR HEAT DSL/KERO	638	319	113	
2348	715-0615	200K BTU INDIR FORCED AIR HEATER NG	638	319	113	
2349	715-0620	4-500K BTU INDIR FORCED AIR HEAT DSL/KER	1013	446	171	
2350	715-0622	400K BTU INDIR FORCED AIR HEAT 118G DSL	1215	473	181	
2351	715-0625	400K BTU INDIR TRAILER MOUNTED HEATR DSL	4230	1530	570	
2352	715-0630	4-500K BTU INDR FORCED AIR HEATER LPG/NG	938	425	162	
2353	715-0631	600K BTU INDIR FORCED AIR HEAT DSL/KERO	938	425	162	
2354	715-0632	600K BTU INDIR FORCED AIR HEATER LPG/NG	1980	765	360	
2355	715-0635	700K BTU INDIR FORCED AIR HEATER LP/NG	1980	765	360	
2356	715-0640	750K BTU INDIR FORCED AIR HEATER LPG/NG	1980	765	360	
2357	715-0645	750K BTU INDIR FORCED AIR HEAT DSL/KERO	1980	765	360	ADD
2358	715-0660	1M BTU INDIR FORCED AIR HEATER LP/NG	2600	1105	473	
2359	715-0695	2M BTU INDIR FORCED AIR HEATER LP/NG	5230	2210	945	
2360	715-0810	800K BTU SELF CONTAINED HEATER DSL	6150	2975	1350	
2361	715-0813	1.0M BTU SELF CONTAIN HEATER DSL 3.1" SP	7500	3000	1350	
2362	715-0815	1.0M BTU SELF CONTAIN HEATER DSL 7.5" SP	7500	3000	1350	
2363	715-0820	1.2M BTU SELF CONTAINED HEATER DSL	8000	3050	1350	
2364	715-1010	234K BTU HYDRONIC SURFACE HEATER DSL	6000	2975	1350	
2365	715-1020	385K BTU HYDRONIC SURFACE HEATER DSL	6400	3050	1400	

**HERC RENTALS - CONTRACT 2019000318-7  
EXHIBIT A.3 - GOLD PRICING**

	<b>Cat Class</b>	<b>Description</b>	<b>Month</b>	<b>Week</b>	<b>Day</b>	<b>Change</b>
2366	715-1030	600K BTU HYDRONIC SURFACE HEATER DSL	7425	3400	1485	
2367	715-1045	860K BTU HYDRONIC AIR HEATER DSL	7800	3870	1553	
2368	715-1082	1.8 BTU HYDRONIC HEAT MODULE NG TRAILER	14400	5800	2200	MODIFY
2369	715-1085	PLATE HEAT EXCHANGER GLYCOL TO GLYCOL	1530	630	266	
2370	715-1087	PLATE HEAT EXCHANGER STEAM TO GLYCOL	2890	1190	475	
2371	715-1210	500K BTU 3500 CFM FLAMELESS HEATER DSL	6800	2975	1350	
2372	715-1220	750K BTU 5500 CFM FLAMELESS HEATER DSL	7500	3230	1530	
2373	715-1230	1M BTU 6000 CFM FLAMELESS HEATER DSL	9500	5000	2000	
2374	715-1240	1M BTU 12IN SP FLAMELESS HEATER DSL T4F	11000	5220	2375	
2375	715-2025	300K BTU STEAM HEATER 24IN HAZ LOC	698	270	119	
2376	718-1100	1 TON PORT AIR CONDITIONER 120V	669	233	101	
2377	718-1101	1 TON PORT AIR CONDITIONER IT CUBE 115V	669	233	101	
2378	718-1102	1 TON PORT AIR CONDITIONER W/HEAT 120 V	669	233	101	
2379	718-1103	1 TON PORT AIR COND WATERCOOLED 120V	723	320	117	
2380	718-1104	1.2 TON PORT AIR COND W HEAT 5-20P PLUG	723	320	117	
2381	718-1105	1 TON PORT AIR COND HEPA UV 5-20P PLUG	723	320	117	
2382	718-1110	1 TON PORT AIR COND HEPA UV WATER 120V	775	350	135	
2383	718-1112	1.4 TON PORT AIR CONDITIONER 5-20P PLUG	723	320	117	ADD
2384	718-1115	1.5 TON PORT AIR COND WATERCOOLED 120 V	723	320	117	
2385	718-1130	2-3 TON PORT AIR CONDITION 1PH 208/230V	1007	440	180	
2386	718-1134	3 TON PORT AIR COND W/HEAT 3PH 208/230V	1400	595	225	
2387	718-1145	5 TON AIR COND INDOOR 1PH 208/230V	1400	595	225	
2388	718-1146	5 TON AIR COND INDOOR W/HEAT 1PH 208/230	1400	595	225	
2389	718-1147	5 TON AIR COND INDOOR W/HEAT 3PH 208/230	1400	690	257	
2390	718-1148	5 TON AIR COND INDOOR W/HEAT 3PH 460V	1400	690	257	
2391	718-1155	5 TON AIR CONDITIONER INDOOR 3PH 460V	1400	595	225	
2392	718-1156	5 TON PORT AIR COND WATCOOL 1PH 208/230V	1400	595	225	
2393	718-1157	5 TON PORT AIR COND WATCOOL 3PH 208/230V	1400	595	225	
2394	718-1158	5 TON PORT AIR COND WATERCOOLED 3PH 460V	1424	595	225	
2395	718-1160	5 TON PORT AIR COND W/HEAT 3PH 208/230V	1400	595	225	
2396	718-1162	5 TON PORT AIR COND W/HEAT 1PH 208/230V	1400	595	225	
2397	718-1165	5 TON PORT AIR COND W/HEAT 3PH 460V	1400	595	225	
2398	718-1170	5 TON AIR CONDITION SKID 20KW HEAT	1400	595	225	
2399	718-1175	5 TON AIR CONDITION SKID 9KW HEAT NEMA7	2805	960	396	
2400	718-1210	10 TON AIR CONDITION SKID 36KW HEAT	2400	850	356	
2401	718-1300	12 TON AIR CONDITIONER NARW 3PH 208/230V	2560	995	395	
2402	718-1301	12 TON PORT AIR CONDITIONER 3PH 460V	2560	995	395	ADD
2403	718-1302	12 TON PORT AIR COND W/HEAT 3PH 208/230V	2560	995	395	
2404	718-1305	12 TON PORT AIR COND W/HEAT 3PH 230V	2560	995	395	
2405	718-1310	12 TON PORT AIR COND W/HEAT 3PH 460V	2560	995	395	
2406	718-1500	20 TON INDUSTRIAL AIR CONDITIONER	3240	1224	535	
2407	718-1505	20 TON INDUSTRIAL AIR CONDITIONER NEMA7	3980	1462	640	
2408	718-1520	20 TON VERT AIR CONDITION 72KW HEAT	2400	978	395	
2409	718-1610	25 TON AIR CONDITION SKID 72KW HEAT	3160	1200	450	
2410	718-1611	25 TON AIR CONDITION SKID 72KW 575V	3160	1200	450	ADD
2411	718-1700	30 TON VERT AIR CONDITIONER	3160	1200	450	
2412	718-1710	30 TON AIR CONDITION SKID 56KW HEAT 460V	3160	1200	450	ADD
2413	718-1750	30 TON AIR COOLED CHILLER W PUMP	4100	1460	504	
2414	718-1800	40 TON INDUSTRIAL AIR CONDITIONER	4500	1600	600	
2415	718-1805	40 TON INDUSTRIAL AIR CONDITIONER NEMA7	4500	1600	600	
2416	718-1830	40 TON HYBRID AIR COND 120KW HEAT	4500	1600	600	
2417	718-1950	50 TON CHILLED WATER AIR HANDLER	3000	1063	450	
2418	718-1960	75 TON CHILLED WATER AIR HANDLER	2396	850	338	
2419	718-2030	60 TON HYBRID AIR COND 136KW HEAT	7000	2763	1430	
2420	718-2050	60 TON AIR COOLED CHILLER W PUMP	4450	1475	595	

**HERC RENTALS - CONTRACT 2019000318-7**  
**EXHIBIT A.3 - GOLD PRICING**

	<b>Cat Class</b>	<b>Description</b>	<b>Month</b>	<b>Week</b>	<b>Day</b>	<b>Change</b>
2421	718-2100	65 TON INDUSTRIAL AIR CONDITIONER	5400	2135	855	
2422	718-2230	70 TON HYBRID AIR COND 136KW HEAT	7700	3188	1530	
2423	718-2300	80 TON INDUSTRIAL AIR CONDITIONER	7700	3188	1530	
2424	718-2305	80 TON INDUSTRIAL AIR CONDITIONER NEMA7	9100	3400	1665	
2425	718-2550	100 TON VERT CHILLED WATER HANDLER	2700	905	369	
2426	718-2560	100 TON AIR COOLED CHILLER W PUMP	7000	3188	1170	
2427	718-2570	120 TON AIR COOLED CHILLER W PUMP US/CRN	7000	3188	1170	
2428	718-2650	120 TON CHILLED WATER AIR HANDLER	2700	905	369	
2429	718-2660	140 TON VERT CHILLED WATER AIR HANDLER	3900	1995	719	
2430	718-3060	200 TON AIR COOLED CHILLER W PUMP	11845	5691	1993	
2431	718-3065	230 TON AIR COOLED W PUMP	14935	6360	2104	
2432	718-3070	227 TON AIR COOLED CHILLER W PUMP US/CRN	14500	6175	2043	
2433	718-3090	500 TON WATER COOLED CHILLER	24000	11685	3895	
2434	719-1005	1200 CFM DESICCANT DEHUMIDIFIER 1PH 240V	1530	525	180	
2435	719-1010	2000/1000 CFM DESICCANT DEHUMID 3PH 460V	2550	1063	428	
2436	719-1020	5000 CFM DESICCANT DEHUMID 3PH460V	5100	1745	800	
2437	719-1030	7500/5500CFM DESICCANT DEHU 3PH460VTRIFU	5100	1745	800	
2438	719-2060	DEHUMIDIFIER DESICCANT 400 CFM	863	370	160	
2439	719-2080	DEHUMIDIFIER DESICCANT 800-900 CFM	2000	750	250	
2440	719-5010	AUTO DIALER	574	204	77	
2441	779-2201	CHILLER LOOP HOSE 2X10 W/CAMLOCKS	23	14	7	
2442	779-2205	CHILLER LOOP HOSE 2X25 W/CAMLOCKS	36	18	9	
2443	779-2401	CHILLER LOOP HOSE 4"X10' W/CAMLOCKS	60	20	10	
2444	779-2405	CHILLER LOOP HOSE 4"X25' W/CAMLOCKS	90	30	15	
2445	779-2501	CHILLER LOOP HOSE 6"X10' W/CAMLOCKS	120	40	20	
2446	779-2505	CHILLER LOOP HOSE 6"X25' W/CAMLOCKS	150	50	25	
2447	800-1020	PUMP CENTRIFUGAL 2IN GAS	383	149	63	
2448	800-1030	PUMP CENTRIFUGAL 3IN GAS	404	166	86	
2449	800-1040	PUMP CENTRIFUGAL 4IN GAS	473	185	95	
2450	800-1080	PUMP TRASH 2IN GAS	421	187	50	
2451	800-1090	PUMP TRASH 3IN GAS	536	238	63	
2452	800-1110	PUMP TRASH 4IN GAS	608	306	81	
2453	800-1120	PUMP DIAPHRAGM 2IN GAS	450	230	77	
2454	800-1125	PUMP DIAPHRAGM 2IN AIR	450	230	77	ADD
2455	800-1130	PUMP DIAPHRAGM 3IN GAS	450	230	77	
2456	800-1150	PUMP HIGH PRESSURE 5.5-13HP GAS	553	213	77	
2457	800-1160	PUMP 6IN DOUBLED DIAPHRAGM DSL	1200	425	153	
2458	800-1170	PUMP 6IN DOUBLED DIAPHRAGM SO ATT DSL	1600	540	180	
2459	800-5005	ACCESSORY TOOL BOX CROSSBACK PICKUP	86	41	16	
2460	800-5007	ACCESSORY 50GAL DSL FUEL TANK W/PUMP	128	61	31	
2461	800-5010	ACCESSORY 100GAL DSL FUEL TANK W/PUMP	184	93	53	
2462	800-5011	ACCESSORY LUMBER/LADDER RACK F/PICKUP	165	55	18	
2463	800-5310	ACCESSORY BOOM/BASKET PROTECTIVE SYSTEM	135	135	135	
2464	800-7196	KIT SHORE 1.5FT 17-27	41	14	5	ADD
2465	800-7198	KIT SHORE 1.5FT 22-36	41	14	5	ADD
2466	800-7200	KIT SHORE 1.5FT 28-46	50	19	6	ADD
2467	800-7202	KIT SHORE 1.5FT 34-55	59	20	7	ADD
2468	800-7204	KIT SHORE 1.5FT 40-64	68	24	10	ADD
2469	800-7206	KIT SHORE 1.5FT 52-88	77	29	10	ADD
2470	800-7216	KIT SHORE 3.5FT 17-27	77	29	10	ADD
2471	800-7218	KIT SHORE 3.5FT 22-36	86	29	10	ADD
2472	800-7220	KIT SHORE 3.5FT 28-46	90	33	10	ADD
2473	800-7222	KIT SHORE 3.5FT 34-55	99	34	11	ADD
2474	800-7224	KIT SHORE 3.5FT 40-64	108	38	14	ADD
2475	800-7226	KIT SHORE 3.5FT 52-88	126	45	15	ADD



**HERC RENTALS - CONTRACT 2019000318-7**  
**EXHIBIT A.3 - GOLD PRICING**

	<b>Cat Class</b>	<b>Description</b>	<b>Month</b>	<b>Week</b>	<b>Day</b>	<b>Change</b>
2476	800-7236	KIT SHORE 5FT 17-27	77	29	10	ADD
2477	800-7238	KIT SHORE 5FT 22-36	86	29	10	ADD
2478	800-7240	KIT SHORE 5FT 28-46	90	33	10	ADD
2479	800-7242	KIT SHORE 5FT 34-55	99	34	11	ADD
2480	800-7244	KIT SHORE 5FT 40-64	108	38	14	ADD
2481	800-7246	KIT SHORE 5FT 52-88	126	45	15	ADD
2482	800-7256	KIT SHORE 7FT 17-27	77	29	10	ADD
2483	800-7258	KIT SHORE 7FT 22-36	86	29	10	ADD
2484	800-7260	KIT SHORE 7FT 28-46	90	33	10	ADD
2485	800-7264	KIT SHORE 7FT 40-64	108	38	14	ADD
2486	800-7266	KIT SHORE 7FT 52-88	126	45	15	ADD
2487	800-7276	KIT SHORE 9FT 17-27	99	34	11	ADD
2488	800-7278	KIT SHORE 9FT 22-36	108	38	14	ADD
2489	800-7286	KIT SHORE 9FT 52-88	135	48	15	ADD
2490	801-1210	PUMP VAC ASSIST 4IN DSL	1352	609	204	
2491	801-1220	PUMP VAC ASSIST 4IN T4F DSL	1352	609	204	
2492	801-1230	PUMP VAC ASSIST 6IN DSL	1541	670	256	
2493	801-1240	PUMP VAC ASSIST 6IN T4F DSL	1912	722	255	
2494	801-1250	PUMP VAC ASSIST 6IN SUPER DSL	2021	723	288	
2495	801-1260	PUMP VAC ASSIST 6IN SUPER T4F DSL	2266	788	314	
2496	801-1270	PUMP VAC ASSIST 8IN DSL	1900	720	284	
2497	801-1280	PUMP VAC ASSIST 8IN SUPER DSL	2250	846	293	
2498	801-1290	PUMP VAC ASSIST 12IN DSL	3300	1275	450	
2499	801-1300	PUMP VAC ASSIST 12IN SUPER DSL	4800	1488	495	
2500	801-1320	PUMP VAC ASSIST 14IN DSL	5500	2253	806	
2501	801-1330	PUMP VAC ASSIST 18IN DSL	8000	2593	945	
2502	802-1340	PUMP VAC ASSIST SND ATT 4IN DSL	1445	608	203	
2503	802-1345	PUMP VAC ASSIST SND ATT 4IN DSL T4F	1695	735	240	
2504	802-1350	PUMP VAC ASSIST SND ATT 6IN DSL	1900	705	279	
2505	802-1355	PUMP VAC ASSIST SND ATT 6IN DSL T4F	2095	795	310	
2506	802-1360	PUMP VAC ASSIST SND ATT 8IN DSL	2460	914	315	
2507	802-1361	PUMP VAC ASSIST SND ATT 8IN DSL SKID	2460	914	315	
2508	802-1370	PUMP VAC ASSIST SND ATT 12IN DSL	4200	1615	585	
2509	802-1371	PUMP VAC ASSIST SND ATT 12IN DSL SKID	4200	1615	585	
2510	802-1380	PUMP VAC ASSIST SND ATT 14IN DSL	8640	3060	1080	
2511	802-1385	PUMP VAC ASSIST SND ATT CHOP 4IN DSL	1580	660	250	
2512	802-1390	PUMP VAC ASSIST SND ATT CHOP 6IN DSL	2438	918	324	
2513	803-1400	PUMP VAC ASSIST SS 4IN DSL	1500	616	212	
2514	803-1410	PUMP VAC ASSIST SS 6IN DSL	2700	978	315	
2515	803-1420	PUMP VAC ASSIST SS 6IN T4F DSL	3600	1275	450	
2516	803-1430	PUMP VAC ASSIST SS 6IN SUPER DSL	3240	1058	356	
2517	803-1440	PUMP VAC ASSIST SS 8IN SUPER DSL	2300	895	311	
2518	804-1450	PUMP VAC ASSIST HIGH HEAD 4X3IN DSL	2400	920	302	
2519	804-1460	PUMP VAC ASSIST HIGH HEAD 5X3IN DSL	1850	655	225	
2520	804-1470	PUMP VAC ASSIST HIGH HEAD 6X3IN DSL	3200	1088	383	
2521	804-1475	PUMP VAC ASSIST HIGH HEAD 6X3IN T4F DSL	4400	1364	461	
2522	804-1477	PUMP VAC ASSIST HIGH HEAD 6X3IN 125HP	3000	991	364	
2523	804-1480	PUMP VAC ASSIST HIGH HEAD 6X4IN DSL	3700	1365	468	
2524	804-1490	PUMP VAC ASSIST HIGH HEAD 6X4IN T4F DSL	4600	1553	546	
2525	804-1500	PUMP VAC ASSIST HHEAD SO ATTN 6X4IN DSL	3200	1190	405	
2526	804-1520	PUMP VAC ASSIST HIGH HEAD 8X6IN DSL	5400	2135	765	
2527	804-1530	PUMP VAC ASSIST HHEAD VN PRI 10X6IN DSL	2900	1050	383	
2528	804-1540	PUMP VAC ASSIST HIGH HEAD 10X8IN DSL	7400	2550	896	
2529	804-1550	PUMP VAC ASSIST MEDIUM HEAD 10X8IN DSL	3700	1913	540	
2530	804-1560	PUMP VAC ASSIST SS HIGH HEAD 6X3IN DSL	4100	1530	540	



**HERC RENTALS - CONTRACT 2019000318-7  
EXHIBIT A.3 - GOLD PRICING**

	<b>Cat Class</b>	<b>Description</b>	<b>Month</b>	<b>Week</b>	<b>Day</b>	<b>Change</b>
2531	804-1570	PUMP VAC ASSIST SS HIGH HEAD 10X8IN DSL	5995	1995	750	
2532	804-1575	PUMP VAC ASSIST SS MED HEAD 10X8IN DSL	4100	1488	610	
2533	804-1580	PUMP VAC ASSIST MHEAD SO ATTN 10X8IN DSL	4900	1310	428	
2534	804-1590	PUMP VAC ASSIST HHEAD 600HP 8X6IN DSL	7200	2550	990	
2535	804-1600	PUMP VAC ASSIST HHEAD 600HP 10X8IN DSL	7900	2930	1080	
2536	804-1700	PUMP VAC ASSIST TRASH 6IN T4F DSL	1856	720	261	
2537	805-1600	PUMP CENTRIFUGAL 3IN DSL	659	234	86	
2538	805-1610	PUMP CENTRIFUGAL WET PRIME 4IN DSL	1118	370	122	
2539	805-1620	PUMP TRASH 6IN TOWABLE DSL	2952	963	314	
2540	806-1620	WEIR TANK SAND SEPARATOR 500GAL MAX FLOW	405	135	48	
2541	806-1650	PUMP WELL POINT PISTON SO ATTN 6IN DSL	1620	540	190	
2542	806-1670	PUMP WELL POINT ROTARY SO ATTN 6IN DSL	1676	590	203	
2543	806-1675	PUMP WELL POINT ROTARY 8IN DSL	1916	655	225	
2544	806-1680	PUMP WELL POINT ROTARY SO ATTN 8IN DSL	1916	655	225	
2545	806-1682	PUMP WELL POINT PISTON SO ATTN 8IN DSL	3780	1350	523	
2546	806-1690	PUMP WELL POINT ROTARY 12IN DSL	2112	780	270	
2547	806-1700	PUMP WELL POINT ROTARY SO ATTN 12IN DSL	2920	1037	329	
2548	807-1710	PUMP DIAPHRAGM 4IN DSL	800	330	113	
2549	808-1720	PUMP TRASH 2IN ELEC	1436	504	176	
2550	808-1730	PUMP CENTRIFUGAL 2IN ELEC	1395	473	176	
2551	808-1750	PUMP VAC ASSIST 4IN ELEC	900	298	113	
2552	808-1760	PUMP VAC ASSIST VARIABLE SPEED 4IN ELEC	1700	638	248	
2553	808-1770	PUMP VAC ASSIST 6IN ELEC	1700	695	261	
2554	808-1780	PUMP VAC ASSIST 8IN ELEC	2500	914	315	
2555	808-1800	PUMP VAC ASSIST HIGH HEAD 6X3IN ELEC	4100	1450	500	
2556	809-1820	PUMP SUBMERSIBLE 3/4IN ELEC	124	68	32	
2557	809-1830	PUMP SUBMERSIBLE 1IN ELEC	124	68	32	
2558	809-1840	PUMP HYD SHORING 12 GAL ELEC	360	122	43	
2559	809-1860	PUMP SUBMERSIBLE 2IN ELEC	371	153	54	
2560	809-1865	PUMP SUBMERSIBLE 2IN LOW LEVEL ELEC	371	153	54	
2561	809-1870	PUMP SUBMERSIBLE SEWAGE 1HP 2IN ELEC	431	191	63	
2562	809-1880	PUMP SUBMERSIBLE 3IN ELEC	431	183	80	
2563	809-1890	PUMP SUBMERSIBLE 3HP 3IN ELEC	431	183	80	
2564	809-1900	PUMP SUBMERSIBLE HV 1HP 3PH 2IN ELEC	225	81	32	
2565	809-1910	PUMP SUBMERSIBLE 2HP 3PH 460V 2IN ELEC	281	106	41	
2566	809-1920	PUMP SUBMERSIBLE HV 3HP 3PH 2IN ELEC	585	203	71	
2567	809-1930	PUMP SUBMERSIBLE HHEAD 4HP 3PH 2IN ELEC	675	255	105	
2568	809-1940	PUMP SUBMERSIBLE SEWAGE CUT 15HP 3IN ELE	495	187	63	
2569	809-1960	PUMP SUBMERSIBLE HIGH HEAD 15HP 3IN ELEC	1121	425	175	
2570	809-1980	PUMP SUBMERSIBLE HIGH HEAD 6HP 3IN ELEC	746	319	104	
2571	809-1990	PUMP SUBMERSIBLE HV 7.5HP 3PH 3IN ELEC	900	345	120	
2572	809-2000	PUMP SUBMERSIBLE HV 2HP 3PH 3IN ELEC	450	179	63	
2573	809-2020	PUMP SUBMERSIBLE HV 5HP 3PH 3IN ELEC	525	200	72	
2574	809-2030	PUMP SUBMERSIBLE SEWAGE 3HP 3PH 4IN ELEC	581	225	81	
2575	809-2040	PUMP SUBMERSIBLE SEWAGE CUT 5HP 4IN ELEC	863	319	120	
2576	809-2050	PUMP SUBMERSIBLE SEWAGE 10HP 4IN ELEC	1024	383	135	
2577	809-2060	PUMP SUBMERSIBLE HIGH HEAD 15HP 4IN ELEC	1121	438	175	
2578	809-2070	PUMP SUBMERSIBLE SEW CUT 20HP 4IN ELEC	1350	510	200	
2579	809-2080	PUMP SUBMERSIBLE SEWAGE 20HP 4IN ELEC	1350	510	189	
2580	809-2100	PUMP SUBMERSIBLE SEWAGE 30HP 4IN ELEC	1350	536	189	
2581	809-2110	PUMP SUBMERSIBLE HIGH HEAD 40HP 4IN ELEC	2126	786	293	
2582	809-2120	PUMP SUBMERSIBLE 4IN ELEC	694	276	113	
2583	809-2130	PUMP SUBMERSIBLE SUPER 4IN ELEC	694	276	113	
2584	809-2150	PUMP SUBMERSIBLE SEW 10HP 3PH 6IN ELEC	1485	561	198	
2585	809-2170	PUMP SUBMERSIBLE HV 10HP 3PH 6IN ELEC	1300	435	155	

**HERC RENTALS - CONTRACT 2019000318-7**  
**EXHIBIT A.3 - GOLD PRICING**

	<b>Cat Class</b>	<b>Description</b>	<b>Month</b>	<b>Week</b>	<b>Day</b>	<b>Change</b>
2586	809-2180	PUMP SUBMERSIBLE SEWAGE 50HP 6IN ELEC	1650	638	270	
2587	809-2190	PUMP SUBMERSIBLE HV 15HP 3PH 6IN ELEC	1600	570	175	
2588	809-2200	PUMP SUBMERSIBLE HV 20HP 3PH 6IN ELEC	1600	570	200	
2589	809-2220	PUMP SUBMERSIBLE 6IN ELEC	1200	489	203	
2590	809-2230	PUMP SUBMERSIBLE 8IN ELEC	2175	893	405	
2591	809-2240	PUMP SUBMERSIBLE 10IN ELEC	3375	1275	450	
2592	810-1100	PUMP DOUBLED 1 1/2 IN AIR	563	298	104	
2593	810-1110	PUMP DOUBLED 2 IN AIR	563	298	104	
2594	810-1120	PUMP DOUBLED 3 IN AIR	563	298	104	
2595	811-2260	PUMP SUBMERSIBLE 3IN HYD	746	230	99	
2596	811-2270	PUMP SUBMERSIBLE SS 4IN HYD	746	230	99	
2597	811-2280	PUMP SUBMERSIBLE 4IN HYD	746	230	99	
2598	811-2300	PUMP SUBMERSIBLE SS 6IN HYD	900	315	108	
2599	811-2310	PUMP SUBMERSIBLE 6IN HYD	900	315	108	
2600	811-2320	PUMP SUBMERSIBLE 8IN HYD	900	315	113	
2601	811-2330	PUMP SUBMERSIBLE SS 12IN HYD	971	361	135	
2602	811-2340	PUMP SUBMERSIBLE 12IN HYD	971	361	135	
2603	812-2355	PUMP DIAPHRAGM 1IN	510	187	77	
2604	812-2360	PUMP DIAPHRAGM POLYPROPYLENE 1IN	420	145	63	
2605	812-2370	PUMP DIAPHRAGM ALUM/CAST IRON 1IN	319	128	45	
2606	812-2390	PUMP DIAPHRAGM POLYPROPYLENE 2IN	900	502	176	
2607	812-2400	PUMP DIAPHRAGM SS 2IN	900	502	176	
2608	812-2410	PUMP DIAPHRAGM ALUMINUM 2IN	338	191	72	
2609	812-2415	PUMP DIAPHRAGM 3IN	525	230	86	
2610	812-2430	PUMP DIAPHRAGM POLYPROPYLENE 3IN	1200	616	198	
2611	812-2440	PUMP DIAPHRAGM SS 3IN	1200	616	198	
2612	812-2450	PUMP DIAPHRAGM ALUMINUM 3IN	525	230	86	
2613	813-2450	PUMP BOOSTER 7.5HP 2IN ELEC	596	234	86	
2614	813-2460	PUMP BOOSTER 20HP 1-1/2IN ELEC	896	336	117	
2615	813-2470	PUMP BOOSTER 15HP 2IN ELEC	956	361	126	
2616	813-2500	PUMP BOOSTER 20HP 3IN ELEC	1050	404	144	
2617	813-2510	PUMP BOOSTER 30HP 3IN ELEC	1125	446	162	
2618	813-2520	PUMP BOOSTER 4IN ELEC	1500	600	225	
2619	813-2530	PUMP BOOSTER SEWAGE 50HP ELEC	2835	1071	378	
2620	813-2540	PUMP SUBMERSIBLE SEWAGE 7.5HP	1024	383	135	
2621	813-2550	PUMP BOOSTER 5HP ELEC	596	234	86	
2622	813-2560	PUMP BOOSTER 60HP 480V 2X4X9.5IN ELEC	1800	701	266	
2623	813-2570	PUMP BOOSTER 50HP 460V 2X4X9.5IN ELEC	1800	701	266	
2624	813-2590	PUMP BOOSTER SYSTEM VFD 460V	1275	361	131	
2625	813-2600	PUMP AGRICULTURE DRY PRIME 8X6 DSL	1575	531	203	
2626	813-2650	PUMP BOOSTER MED HEAD 4X4IN DSL	1250	459	162	
2627	813-2670	PUMP BOOSTER MED HEAD 6X4IN DSL	1575	531	203	
2628	814-1000	PUMP HYDRAULIC 10000 PSI FOR TOOLS AIR	1145	434	113	
2629	814-1002	PUMP HYDRAULIC 10000 PSI FOR TOOLS ELEC	1145	434	113	
2630	814-1005	PUMP HYDRAULIC SPLIT FLOW FOR LIFTING	1200	340	113	
2631	814-1050	GAUGE 1/4IN NPT 10000PSI LIQUID FILLED	32	10	5	
2632	814-2610	POWER UNIT 10-14 HP HYD	1220	446	120	
2633	814-2620	POWER UNIT 15-20HP HYD	1440	468	171	
2634	814-2630	POWER UNIT 65HP HYD	2080	680	285	
2635	814-2633	POWER UNIT 68HP T4F HYD	2400	765	293	
2636	814-2640	POWER UNIT 162HP HYD	2400	765	293	
2637	814-2650	SLUDGEMASTER HYD	7900	2678	945	
2638	816-2680	PUMP FLOWMETER 10IN	553	204	72	
2639	816-2682	PUMP FLOWMETER 12IN	553	204	72	
2640	816-2688	PUMP FLOWMETER 18 IN	553	204	72	

**HERC RENTALS - CONTRACT 2019000318-7  
EXHIBIT A.3 - GOLD PRICING**

	<b>Cat Class</b>	<b>Description</b>	<b>Month</b>	<b>Week</b>	<b>Day</b>	<b>Change</b>
2641	816-2700	PUMP FLOWMETER 3IN	255	85	27	
2642	816-2710	PUMP FLOWMETER 4IN	332	111	36	
2643	816-2720	PUMP FLOWMETER 6IN	383	128	45	
2644	816-2730	PUMP FLOWMETER 8IN	489	166	59	
2645	816-2740	FLOW METER	115	38	14	
2646	817-2750	PIPE MANIFOLD 12IN	553	276	135	
2647	817-2760	PIPE MANIFOLD 18IN	638	315	153	
2648	818-2810	PIPE PLUG MUNI 15-30IN	1020	468	135	
2649	818-2830	PIPE PLUG MUNI 24-48IN	1921	638	225	
2650	819-2850	HOSE ROAD CROSSING RAMP	765	293	113	
2651	820-2860	ROAD CROSSING LAY FLAT 12IN	680	268	104	
2652	820-2870	ROAD CROSSING PUMP DIVISION 12IN	638	191	99	
2653	820-2880	ROAD CROSSING PUMP DIVISION 8IN	553	170	86	
2654	820-2890	ROAD CROSSING PUMP DIVISION DB WIDE 12IN	1075	383	122	
2655	820-2900	ROAD CROSSING PUMP DIVISION 6IN	550	145	68	
2656	821-2910	PUMP HEAD PONTOON HDPE 12IN HYD	473	266	100	
2657	821-2920	PONTOON FLOAT SUBMERSIBLE STEEL 12IN	213	106	54	
2658	821-2930	TANK WATER 10000 GAL	2430	810	285	
2659	821-2935	TANK BLADDER 317 GAL 250 PSI	720	315	143	
2660	821-2950	PUMP DIVISION ENGINE 6 CYL DEUTZ	3200	1169	383	
2661	821-2970	PUMP SEALED PRIME HIGH HEAD 5X4 DSL	4800	1743	585	
2662	821-2980	PUMP BOOSTER 125HP 460V ELEC	5130	1778	665	
2663	821-2990	VFD PANEL 5HP	608	221	81	
2664	821-3020	FUSION MACHINE 2 - 8 IN	1995	630	238	
2665	821-3030	FUSION MACHINE 6 - 18 IN	8070	2760	981	
2666	821-3055	PUMP MONITOR KIT MODEM W/SOLAR PANELS	189	91	48	
2667	821-3105	DATA LOGGER FOR FUSION MACHINE	1080	360	190	
2668	902-1100	POINT F/TE-S DEMO HAMMER	63	21	7	
2669	902-1105	NARROW CHISEL F/TE-S DEMO HAMMER	63	21	7	
2670	902-1110	WIDE CHISEL F/TE-S DEMO HAMMER	79	27	9	
2671	902-1140	FLEX BLADE HOLDER F/TE-S HAMMER	199	67	23	
2672	902-5100	POINT F/BREAKER 1 SHANK	62	21	7	
2673	902-5105	NARROW CHISEL F/BREAKER 1 SHANK	62	21	7	
2674	902-5110	WIDE CHISEL F/BREAKER 1 SHANK	78	26	9	
2675	902-5125	CLAY SPADE F/BREAKER 1 SHANK	79	27	9	
2676	902-5200	POINT F/BREAKER 1-1/8 SHANK	78	26	9	
2677	902-5205	NARROW CHISEL F/BREAKER 1-1/8 SHANK	78	26	9	
2678	902-5210	WIDE CHISEL F/BREAKER 1-1/8 SHANK	78	26	9	
2679	902-5215	ASPHALT CUTTER F/BREAKER 1-1/8 SHANK	94	32	11	
2680	902-5225	CLAY SPADE F/BREAKER 1-1/8 SHANK	95	32	11	
2681	902-5300	POINT F/BREAKER 1-1/4 SHANK	78	26	9	
2682	902-5305	NARROW CHISEL F/BREAKER 1-1/4 SHANK	78	26	9	
2683	902-5400	MOIL POINT F/RCS CHIPPER	62	21	7	
2684	902-5405	NARROW CHISEL F/RCS CHIPPER	62	21	7	
2685	902-5430	BUSHING TOOL F/RCS CHIPPER	125	42	14	
2686	902-5505	NARROW CHISEL F/OCRS CHIPPER	65	22	7	
2687	902-5850	POINT F/JUMBO RIVET BUSTER	63	21	7	
2688	902-5855	CHISEL F/JUMBO RIVET BUSTER	63	21	7	
2689	902-6100	EACH CARBIDE SLIDE ON STRIPSERT LT	156	53	18	
2690	902-6102	EACH CARBIDE SLIDE ON STRIPSERT RT	156	53	18	
2691	902-6135	EACH DYMADOT DBL GRIND DOT PAD GRY 30GR	156	52	18	
2692	902-6170	EACH DYMASEG GRIND SEG GRY 18GR	156	52	18	
2693	902-6229	DIAMOND INSERTS F/FLOOR GRINDER	750	300	125	
2694	902-6243	CARBIDE GRINDING HEAD 17	704	234	78	
2695	902-6500	PRESSURE WASHER HOSE 3/8X50	34	12	4	

**HERC RENTALS - CONTRACT 2019000318-7**  
**EXHIBIT A.3 - GOLD PRICING**

	<b>Cat Class</b>	<b>Description</b>	<b>Month</b>	<b>Week</b>	<b>Day</b>	<b>Change</b>
2696	902-6508	TELESCOPING WASHER WAND TO 12 FT	160	55	20	
2697	902-6517	COLD WATER PRESSURE WASHER GUN / WAND	49	16	5	
2698	902-6533	ROTARY SURFACE CLEANER 18-20 W/O WHLS	275	93	32	
2699	903-1000	DIAMOND HI SPD BLADE CONCRETE 12-16	197	66	23	
2700	903-1010	DIAMOND HI SPD BLADE ASPHALT 12-16	197	66	23	
2701	903-1050	DIAMOND ROAD SAW BLD CONCRETE 14-16	446	149	50	
2702	903-1060	DIAMOND ROAD SAW BLD ASPHALT 14-16	437	148	50	
2703	903-1070	DIAMOND ROAD SAW BLD CONCRETE 18-22	786	265	89	
2704	903-1080	DIAMOND ROAD SAW BLD ASPHALT 18-22	786	265	89	
2705	903-1090	DIAMOND ROAD SAW BLD CONCRETE 24-28	1184	400	135	
2706	903-1100	DIAMOND ROAD SAW BLD ASPHALT 24-28	1215	405	135	
2707	903-1110	DIAMOND ROAD SAW BLD CONCRETE 30-36	1592	541	184	
2708	903-1120	DIAMOND ROAD SAW BLD ASPHALT 30-36	1592	541	184	
2709	903-2070	DIAMOND CORE BIT 2	198	67	23	
2710	903-2080	DIAMOND CORE BIT 2-1/2	198	67	23	
2711	903-2085	DIAMOND CORE BIT 3	238	81	27	
2712	903-2090	DIAMOND CORE BIT 3-1/2	239	81	28	
2713	903-2095	DIAMOND CORE BIT 4	279	95	32	
2714	903-2100	DIAMOND CORE BIT 4-1/2	280	96	33	
2715	903-2110	DIAMOND CORE BIT 5	320	109	37	
2716	903-2125	DIAMOND CORE BIT 6	476	162	55	
2717	903-2150	DIAMOND CORE BIT 8	753	255	87	
2718	903-2170	DIAMOND CORE BIT 10	1025	347	117	
2719	903-2180	DIAMOND CORE BIT 12	1417	478	161	
2720	904-0010	SKIDSTEER AUGER EXTENSION 24	177	63	21	
2721	904-0020	SKIDSTEER AUGER EXTENSION 36	243	79	21	
2722	904-0030	SKIDSTEER AUGER EXTENSION 48	228	82	23	
2723	904-1015	SKIDSTEER AUGER BIT 6	279	113	33	
2724	904-1025	SKIDSTEER AUGER BIT 9	235	108	30	
2725	904-1035	SKIDSTEER AUGER BIT 12	263	126	35	
2726	904-1050	SKIDSTEER AUGER BIT 16	218	84	26	
2727	904-1055	SKIDSTEER AUGER BIT 18	292	140	39	
2728	904-1065	SKIDSTEER AUGER BIT 24	337	143	45	
2729	904-1070	SKIDSTEER AUGER BIT 30	383	167	51	
2730	904-1075	SKIDSTEER AUGER BIT 36	477	201	64	
2731	911-3325	JOHNSON BAR WHEELED PRY	100	40	15	
2732	911-4631	PIPE MOUNTING CLAMP F/HACKSAW 4-12 PIPE	575	149	38	
2733	911-6600	PUSH/PULL LAWN ROLLER 24	77	38	17	
2734	911-8188	MANUAL REBAR CUTTER / BENDER 5/8 CAP	243	81	27	
2735	912-0200	UNIV DIE HEAD F/535 & 300 1/8-2 RH NPT	97	32	11	
2736	912-1500	ADJ PIPE STAND W/ V-HEAD	110	35	10	
2737	912-1510	PIPE DOLLY GRASSHOPPER	361	136	53	
2738	912-1520	TRISTAND PIPE VISE	162	54	18	
2739	912-3110	CABLE ROLLER FOR RIGTTIGHT SYSTEM	28	11	5	
2740	912-3200	STRAIGHT CABLE ROLLER F/12-18 TRAY	21	9	3	
2741	912-3202	STRAIGHT CABLE ROLLER F/20-24 TRAY	21	9	3	
2742	912-3204	STRAIGHT CABLE ROLLER F/24-30 TRAY	60	28	13	
2743	912-3206	STRAIGHT CABLE ROLLER F/30-36 TRAY	60	28	13	
2744	912-3212	RADIUS CABLE ROLLER F/20-24 TRAY	21	9	3	
2745	912-3214	RADIUS CABLE ROLLER F/24-30 TRAY	60	28	13	
2746	912-3232	CONVEYOR PULLING SHEAVE W/8 ROLLERS 36	258	86	28	
2747	912-3234	CONVEYOR PULLING SHEAVE W/10 ROLLER 48	175	58	18	
2748	912-3246	TRAY SHEAVE 658 STYLE 12IN	68	23	8	
2749	912-3248	TRIPLE SHEAVE CABLE GUIDE WITH HOOK	135	45	22	
2750	912-4000	SKY WELDER, 280A	359	149	68	

**HERC RENTALS - CONTRACT 2019000318-7**  
**EXHIBIT A.3 - GOLD PRICING**

	<b>Cat Class</b>	<b>Description</b>	<b>Month</b>	<b>Week</b>	<b>Day</b>	<b>Change</b>
2751	912-4500	WELDING CABLE EXTENSION 1/0X50	74	34	15	
2752	912-4503	WELDING CABLE EXTENSION 1/0X100	167	86	32	
2753	912-4506	WELDING CABLE W/ GROUND CLAMP 1/0X50	63	28	12	
2754	912-4509	WELDING CABLE W/ GROUND CLAMP 1/0X100	112	49	22	
2755	912-4530	WELDING CABLE EXTENSION 2/0X50	68	30	14	
2756	912-4533	WELDING CABLE EXTENSION 2/0X100	113	52	21	
2757	912-4536	WELDING CABLE W/ GROUND CLAMP 2/0X50	65	30	14	
2758	912-4542	WELDING CABLE WHIP W/GRND CLAMP 2/0	35	18	10	
2759	912-4545	WELDING CABLE W/ ROD HOLDER 2/0X50	66	30	14	
2760	912-4551	WELDING CABLE WHIP W/ROD HLDR 2/0	46	24	13	
2761	912-4604	REMOTE OUTPUT CONTROL 14 PIN X 100	82	42	21	
2762	912-4658	WELDER INVERTER CST RACK F/8 PACK	176	68	27	
2763	912-5254	MANUAL FLANGE SPREADER 150# 2-20	70	25	10	
2764	913-1006	CONTAINMENT BERM 4X4	100	35	15	
2765	913-1012	CONTAINMENT BERM 6X6	275	100	40	
2766	913-1015	CONTAINMENT BERM 6X8	275	100	40	
2767	913-1016	CONTAINMENT BERM 6X10	275	100	40	
2768	913-1018	CONTAINMENT BERM 6X14	275	100	40	
2769	913-1021	CONTAINMENT BERM 7X11	275	100	40	
2770	913-1022	CONTAINMENT BERM 7X14	275	100	40	
2771	913-1023	CONTAINMENT BERM 7X13	275	100	40	
2772	913-1024	CONTAINMENT BERM 8X8	300	110	45	
2773	913-1027	CONTAINMENT BERM 8X10	300	110	45	
2774	913-1030	CONTAINMENT BERM 8X12	300	110	45	
2775	913-1031	CONTAINMENT BERM 8X14	300	110	45	
2776	913-1033	CONTAINMENT BERM 8X16	300	110	45	
2777	913-1036	CONTAINMENT BERM 9X12	300	110	45	
2778	913-1037	CONTAINMENT BERM 9X18	300	110	45	
2779	913-1039	CONTAINMENT BERM 10X10	450	165	65	
2780	913-1042	CONTAINMENT BERM 10X12	450	165	65	
2781	913-1045	CONTAINMENT BERM 10X14	450	165	65	
2782	913-1048	CONTAINMENT BERM 10X20	450	165	65	
2783	913-1051	CONTAINMENT BERM 12X12	450	165	65	
2784	913-1054	CONTAINMENT BERM 12X16	450	165	65	
2785	913-1057	CONTAINMENT BERM 12X20	600	220	90	
2786	913-1060	CONTAINMENT BERM 12X25	600	220	90	
2787	913-1065	CONTAINMENT BERM 12X36	750	280	110	
2788	913-1068	CONTAINMENT BERM 12X50	750	280	110	
2789	913-1508	DIESEL EXHST SCRUBBER 91HP AND ABOVE	389	182	71	
2790	913-2208	TRUCK TOOLBOX FUEL TANK COMBO 70-100 GAL	113	97	88	
2791	913-2236	FUEL TANK 500 GALLON	692	236	87	
2792	913-2250	PROPANE TANK 5 GAL/20#	67	31	13	
2793	913-2252	PROPANE TANK 7 GAL/30#	65	35	15	
2794	913-2254	FORKLIFT PROPANE TANK 8 GAL/33#	80	39	13	
2795	913-2256	PROPANE TANK 10 GAL/40#	89	44	18	
2796	913-2260	PROPANE TANK 25 GAL/100#	89	44	13	
2797	913-2512	WORKSTATION PORTABLE	321	112	25	
2798	913-2550	TRUCK ACCESSORY/UTILITY RACK	115	49	23	
2799	913-2560	PICK UP TRUCK TONNEAU COVER	128	54	28	
2800	913-2630	HOSE & PIPE STORAGE RACK	98	41	18	
2801	913-2700	GPS EQUIPPED BASIC SERVICE	87	29	19	
2802	913-2720	PUMP MONITOR KIT: MODEM/SOLAR PANL	189	91	46	
2803	913-3052	SAFETY HARNESS & LANYARD KIT	123	44	22	
2804	913-3060	ZIP WALL PACKAGE 4X12 POLES/2 ZIPPER	70	35	20	
2805	913-3070	EYEWASH STATION	356	122	41	



**HERC RENTALS - CONTRACT 2019000318-7  
EXHIBIT A.3 - GOLD PRICING**

	<b>Cat Class</b>	<b>Description</b>	<b>Month</b>	<b>Week</b>	<b>Day</b>	<b>Change</b>
2806	913-3332	SIGN SHOULDER WORK AHEAD 48X48 REF	90	33	10	ADD
2807	913-3415	TRAFFIC SIGN ROAD WORK AHEAD	111	55	19	
2808	913-3416	SIGN ROAD WORK AHEAD 48X48 REF	90	33	10	ADD
2809	913-3425	SIGN END ROAD WORK 48X48 REF	90	33	10	ADD
2810	913-3478	TRAFFIC SIGN SIDEWALK CLOSED	131	66	22	
2811	913-3497	SIGN BE PREPARED TO STOP 48X48 REF	86	30	10	ADD
2812	913-3502	TRAFFIC SIGN STOP/SLOW PADDLE	27	15	9	ADD
2813	913-3553	TRAFFIC SIGN STAND	18	9	5	ADD
2814	913-3562	TRAFFIC SIGN OVERLAY LEFT	5	4	2	ADD
2815	913-3703	REFL TRAFFIC BARRICADE W/O FLASHER 24	34	16	8	
2816	913-3704	REFL TRAFFIC BARRICADE W/FLASHER 24	38	19	11	
2817	913-3712	REFL TRAFFIC DELINEATOR W/BASE 42	22	11	5	
2818	913-3721	FLASHING BARRICADE LIGHT	38	21	9	ADD
2819	913-3747	TRAFFIC CONE	18	9	4	
2820	913-3760	WATER FILLED TRAFFIC BARRICADE ORANGE	116	46	23	
2821	913-3762	WATER FILLED TRAFFIC BARRICADE WHITE	93	32	11	
2822	913-3766	WATER/CABLE TRAFFIC TL1/TL2 BARRICADE OR	116	46	23	
2823	913-3767	WATER/CABLE TRAFFIC TL1/TL2 BARRICADE WH	160	55	25	
2824	913-3770	PEDESTRIAN BARRICADE ADA ORG 72X38	80	25	10	
2825	913-3771	PEDESTRIAN BARRICADE ADA WHT 72X38	80	25	10	
2826	913-3780	WATER BARRICADE FENCE PANEL 4X6	50	20	5	
2827	913-3782	WATER BARRICADE SINGLE GATE 6X6 COMPLETE	70	25	10	
2828	913-3830	CROWD CONTROL BARRICADE 48X8	68	23	10	
2829	913-3850	TOW BAR F/ARCHER VEHICLE BARRICADE	270	90	18	
2830	913-3852	ARRESTOR CABLE F/ARCHER BARRIER 4	135	50	10	
2831	913-3854	ARRESTOR CABLE F/ARCHER BARRIER 10	360	115	22	
2832	913-3860	NOISE REDUCTION WALL PANEL 81X52IN	55	20	10	
2833	913-4004	COMBINATION HITCH PINTLE & 2 BALL	77	37	13	
2834	913-4006	COMBINATION HITCH PINTLE & 2-5/16 BALL	77	30	13	
2835	913-4106	TIE DOWN BINDER CHAIN G7 3/8 10-16	57	24	10	
2836	913-4110	TIE DOWN BINDER CHAIN G7 3/8X20	27	15	8	
2837	913-4122	RATCHET LOAD BINDER F/3/8-1/2 CHAIN	38	19	9	
2838	913-4502	ROAD PLATE 5X8	632	210	106	
2839	913-4504	ROAD PLATE 5X10	363	136	52	
2840	913-4508	ROAD PLATE 8X10	365	130	46	
2841	913-4516	ROAD PLATE 8X20	697	252	101	
2842	913-5130	LED AREA LIGHT W/TRIPOD	373	124	41	
2843	913-5134	LED WORK LIGHT W/TRIPOD DUAL LAMP	167	81	41	
2844	913-5152	EXP PRF LED AREA LIGHT 75W 120V	675	270	90	
2845	913-5210	TEMPORARY LIGHT STRING 50	75	30	12	
2846	913-5212	TEMPORARY LIGHT STRING 100	166	78	26	
2847	913-6000	TEMPORARY WALL ACCESSORY CART	173	86	86	
2848	913-6005	TEMPORARY WALL MOBILITY CART	120	60	60	
2849	913-6010	TEMPORARY WALL RIGHT SIDE INTERFACE	68	34	34	
2850	913-6015	TEMPORARY WALL LEFT SIDE INTERFACE	68	34	34	
2851	913-6020	TEMPORARY WALL FLEXIBLE CORNER	53	26	26	
2852	913-6025	TEMPORARY WALL FILLER PANEL KIT	38	19	19	
2853	913-6035	HINGED DOOR MODULE 42 IN	374	188	188	
2854	913-6040	SLIDING DOOR MODULE 42 IN	449	224	224	
2855	913-6050	TEMPORARY WALL MODULE 12 IN	120	60	60	
2856	913-6055	TEMPORARY WALL MODULE 18 IN	135	68	68	
2857	913-6060	TEMPORARY WALL MODULE 24 IN	150	75	75	
2858	913-6065	TEMPORARY WALL MODULE 32 IN	158	79	79	
2859	913-6070	TEMPORARY WALL MODULE 42 IN	180	90	90	
2860	913-6075	SINGLE ROOM PRESSURE MONITOR	209	105	105	



**HERC RENTALS - CONTRACT 2019000318-7  
EXHIBIT A.3 - GOLD PRICING**

	<b>Cat Class</b>	<b>Description</b>	<b>Month</b>	<b>Week</b>	<b>Day</b>	<b>Change</b>
2861	913-6080	NEGATIVE AIR MGMT PANEL 24 IN	195	98	98	
2862	920-1003	INCREASER / REDUCER 3X2	34	14	7	
2863	920-1009	INCREASER / REDUCER 4X3	63	23	10	
2864	920-1024	INCREASER / REDUCER 6X3	144	49	17	
2865	920-1027	INCREASER / REDUCER 6X4	165	56	19	
2866	920-1039	INCREASER / REDUCER 8X6	31	26	23	
2867	920-1054	INCREASER / REDUCER 10X8	153	55	19	
2868	920-1066	INCREASER / REDUCER 12X6	188	63	57	
2869	920-1069	INCREASER / REDUCER 12X8	209	70	24	
2870	920-1072	INCREASER / REDUCER 12X10	208	69	24	
2871	920-1095	INCREASER / REDUCER 14X12	70	24	8	
2872	920-1115	INCREASER / REDUCER 16X12	342	119	41	
2873	920-1130	INCREASER / REDUCER 18X12	107	37	18	
2874	920-1159	INCREASER / REDUCER 20X18	291	98	33	
2875	920-2018	PIPE 90 DEG ELL 4 IN BY VARIOUS OUTPUT	26	11	6	
2876	920-2024	PIPE 90 DEG ELL 6 IN BY VARIOUS OUTPUT	42	18	10	
2877	920-2028	PIPE 45 DEG ELL 8 IN BY VARIOUS OUTPUT	29	27	26	
2878	920-2030	PIPE 90 DEG ELL 8 IN BY VARIOUS OUTPUT	98	43	25	
2879	920-2036	PIPE 90 DEG ELL 10 IN BY VARIOUS OUTPUT	193	65	23	
2880	920-2040	PIPE 45 DEG ELL 12 IN BY VARIOUS OUTPUT	94	78	73	
2881	920-2042	PIPE 90 DEG ELL 12 IN BY VARIOUS OUTPUT	235	78	27	
2882	920-2109	PIPE TEE 4 IN BY VARIOUS OUTPUT	99	34	13	
2883	920-2112	PIPE TEE 6 IN BY VARIOUS OUTPUT	82	29	11	
2884	920-2115	PIPE TEE 8 IN BY VARIOUS OUTPUT	106	35	13	
2885	920-2121	PIPE TEE 12 IN BY VARIOUS OUTPUT	260	253	253	
2886	920-2168	PIPE WYE 12 IN BY VARIOUS OUTPUT	140	53	22	
2887	920-2334	PIPE ADAPTER 6 FLANGE X F NPT	116	39	14	
2888	920-2340	PIPE ADAPTER 8 FLANGE X F BAUER	29	25	22	
2889	920-2341	PIPE ADAPTER 8 FLANGE X M BAUER	30	26	23	
2890	920-2772	PIPE ADAPTER 4 F CAM X F NPT TYPE D	37	14	6	
2891	920-3309	SUCTION HOSE STRAINER 4	164	56	19	
2892	920-3312	SUCTION HOSE STRAINER 6	64	35	21	
2893	920-3315	SUCTION HOSE STRAINER 8	137	47	16	
2894	920-3509	WATER PIPE / HOSE MANIFOLD 4	271	91	32	
2895	920-3512	WATER PIPE / HOSE MANIFOLD 6	336	127	43	
2896	920-3515	WATER PIPE / HOSE MANIFOLD 8	425	136	46	
2897	920-3521	WATER PIPE / HOSE MANIFOLD 12	637	229	93	
2898	920-3610	PUMP CONTROL PANEL AUTOMATIC	163	54	18	
2899	920-3620	PUMP CONTROL PANEL MANUAL	113	38	14	
2900	920-3640	WATER PUMP FLOAT SWITCH SINGLE	41	14	5	
2901	920-3650	SUBMERSIBLE PUMP RAFT	341	111	38	
2902	920-3680	MAGNETIC GPM FLOW METER INDICATOR/TOTAL	510	170	57	
2903	920-4215	GATE VALVE 4	138	91	32	
2904	920-4220	GATE VALVE 6	254	86	29	
2905	920-4225	GATE VALVE 8	153	58	22	
2906	920-4230	GATE VALVE 10	121	41	35	
2907	920-4235	GATE VALVE 12	130	44	16	
2908	920-4340	CHECK VALVE 8	77	26	9	
2909	920-4406	FLANGED BLEEDER VALVE 6	56	24	14	
2910	920-6003	KANAFLEX SUCTION HOSE CAM CPLNG 2X20	65	22	8	
2911	920-6006	KANAFLEX SUCTION HOSE CAM CPLNG 3X20	82	28	10	
2912	920-6009	KANAFLEX SUCTION HOSE CAM CPLNG 4X20	114	39	13	
2913	920-6011	KANAFLEX SUCTION HOSE CAM CPLNG 6X10	176	63	23	
2914	920-6012	KANAFLEX SUCTION HOSE CAM CPLNG 6X20	285	108	43	
2915	920-6014	KANAFLEX SUCTION HOSE CAM CPLNG 8X10	320	106	37	

**HERC RENTALS - CONTRACT 2019000318-7**  
**EXHIBIT A.3 - GOLD PRICING**

	<b>Cat Class</b>	<b>Description</b>	<b>Month</b>	<b>Week</b>	<b>Day</b>	<b>Change</b>
2916	920-6015	KANAFLEX SUCTION HOSE CAM CPLNG 8X20	485	170	55	
2917	920-6029	KANAFLEX SUCTION HOSE BAUER CPLNG 4X20	175	59	20	
2918	920-6032	KANAFLEX SUCTION HOSE BAUER CPLNG 6X20	293	97	34	
2919	920-6035	KANAFLEX SUCTION HOSE BAUER CPLNG 8X20	432	176	81	
2920	920-6040	KANAFLEX SUCTION HOSE BAUER CPLNG 12X10	446	150	51	
2921	920-6041	KANAFLEX SUCTION HOSE BAUER CPLNG 12X20	828	276	94	
2922	920-6203	PVC SUCTION HOSE CAM CPLNG 2X20	79	40	15	
2923	920-6206	PVC SUCTION HOSE CAM CPLNG 3X20	115	51	20	
2924	920-6209	PVC SUCTION HOSE CAM CPLNG 4X20	118	57	27	
2925	920-6212	PVC SUCTION HOSE CAM CPLNG 6X20	156	54	18	
2926	920-6400	RUBBER SUCTION HOSE CAM CPLNG 1X20	69	35	13	
2927	920-6403	RUBBER SUCTION HOSE CAM CPLNG 2X20	77	38	17	
2928	920-6406	RUBBER SUCTION HOSE CAM CPLNG 3X20	102	51	20	
2929	920-6409	RUBBER SUCTION HOSE CAM CPLNG 4X20	538	180	61	
2930	920-6411	RUBBER SUCTION HOSE CAM CPLNG 6X10	192	95	36	
2931	920-6412	RUBBER SUCTION HOSE CAM CPLNG 6X20	262	127	56	
2932	920-6429	RUBBER SUCTION HOSE BAUER CPLNG 4X20	413	138	46	
2933	920-6432	RUBBER SUCTION HOSE BAUER CPLNG 6X20	225	99	49	
2934	920-6434	RUBBER SUCTION HOSE BAUER CPLNG 8X10	245	121	62	
2935	920-6435	RUBBER SUCTION HOSE BAUER CPLNG 8X20	537	188	95	
2936	920-6437	RUBBER SUCTION HOSE BAUER CPLNG 10X10	539	188	95	
2937	920-6440	RUBBER SUCTION HOSE BAUER CPLNG 12X10	367	136	56	
2938	920-6482	RUBBER SUCTION HOSE VICT CPLNG 6X20	51	18	6	
2939	920-6515	RUBBER SUCTION HOSE FLNG CPLNG 8X20	356	135	54	
2940	920-6518	RUBBER SUCTION HOSE FLNG CPLNG 10X20	585	207	81	
2941	920-6521	RUBBER SUCTION HOSE FLNG CPLNG 12X20	702	248	97	
2942	920-6530	RUBBER SUCTION HOSE FLNG CPLNG 16X20	1215	405	135	
2943	920-6616	COMPOSITE DISCHARGE HOSE W/FLANGE 3X20	90	32	9	
2944	920-6623	COMPOSITE DISCHARGE HOSE W/FLANGE 4X10	234	77	25	
2945	920-6626	COMPOSITE DISCHARGE HOSE W/FLANGE 4X20	498	166	55	
2946	920-6636	COMPOSITE DISCHARGE HOSE W/FLANGE 6X20	565	191	66	
2947	920-6643	COMPOSITE DISCHARGE HOSE W/FLANGE 8X10	532	267	135	
2948	920-6646	COMPOSITE DISCHARGE HOSE W/FLANGE 8X20	610	208	71	
2949	920-6657	COMPOSITE DISCHARGE HOSE W/FLANGE 10X20	428	149	54	
2950	920-6663	COMPOSITE DISCHARGE HOSE W/FLANGE 12X10	365	122	41	
2951	920-6666	COMPOSITE DISCHARGE HOSE W/FLANGE 12X20	648	216	108	
2952	920-6803	CANVAS FIRE HOSE 1-1/2X50	64	22	7	
2953	920-6818	CANVAS FIRE HOSE 2-1/2X50	97	33	11	
2954	920-6827	CANVAS FIRE HOSE 3X50	57	30	13	
2955	920-7004	CHEMICAL HOSE W/SSTL CAMLOCK 1X20	150	50	18	
2956	920-7014	CHEMICAL HOSE W/SSTL CAMLOCK 2X20	200	65	22	
2957	920-7024	CHEMICAL HOSE W/SSTL CAMLOCK 3X20	250	70	25	
2958	920-7034	CHEMICAL HOSE W/SSTL CAMLOCK 4X20	300	100	40	
2959	920-7044	CHEMICAL HOSE W/SSTL CAMLOCK 6X20	350	120	45	
2960	920-7054	CHEMICAL HOSE W/SSTL FLANGE 2X20	312	110	37	
2961	920-7065	CHEMICAL HOSE W/SSTL FLANGE 3X20	459	154	53	
2962	920-7074	CHEMICAL HOSE W/SSTL FLANGE 4X20	573	191	64	
2963	920-7084	CHEMICAL HOSE W/SSTL FLANGE 6X20	672	225	74	
2964	920-7103	ORAFLEX DISCHARGE HOSE CAM CPLNG 2X50	101	43	19	
2965	920-7106	ORAFLEX DISCHARGE HOSE CAM CPLNG 3X50	161	61	21	
2966	920-7109	ORAFLEX DISCHARGE HOSE CAM CPLNG 4X50	145	58	23	
2967	920-7118	ORAFLEX DISCHARGE HOSE CAM CPLNG 6X50	258	98	39	
2968	920-7121	ORAFLEX DISCHARGE HOSE CAM CPLNG 8X50	674	248	89	
2969	920-7129	ORAFLEX DISCHARGE HOSE BAUER CPLNG 4X50	135	68	45	
2970	920-7132	ORAFLEX DISCHARGE HOSE BAUER CPLNG 6X50	180	108	54	

**HERC RENTALS - CONTRACT 2019000318-7  
EXHIBIT A.3 - GOLD PRICING**

	<b>Cat Class</b>	<b>Description</b>	<b>Month</b>	<b>Week</b>	<b>Day</b>	<b>Change</b>
2971	920-7135	ORAFLEX DISCHARGE HOSE BAUER CPLNG 8X50	497	190	77	
2972	920-7218	ORAFLEX DISCHARGE HOSE FLNG CPLNG 10X50	392	140	52	
2973	920-7303	PVC DISCHARGE HOSE CAM CPLNG 2X50	63	21	7	
2974	920-7306	PVC DISCHARGE HOSE CAM CPLNG 3X50	96	32	11	
2975	920-7309	PVC DISCHARGE HOSE CAM CPLNG 4X50	143	48	16	
2976	920-7312	PVC DISCHARGE HOSE CAM CPLNG 6X50	313	147	58	
2977	920-7341	PVC DISCHARGE HOSE BAUER CPLNG 12X50	805	268	90	
2978	920-7402	RUBBER DISCHARGE HOSE CAM CPLNG 2X25	41	20	11	
2979	920-7403	RUBBER DISCHARGE HOSE CAM CPLNG 2X50	71	33	15	
2980	920-7406	RUBBER DISCHARGE HOSE CAM CPLNG 3X50	83	31	14	
2981	920-7408	RUBBER DISCHARGE HOSE CAM CPLNG 4X25	79	33	13	
2982	920-7409	RUBBER DISCHARGE HOSE CAM CPLNG 4X50	154	66	28	
2983	920-7412	RUBBER DISCHARGE HOSE CAM CPLNG 6X50	369	150	71	
2984	920-7435	RUBBER DISCHARGE HOSE BAUER CPLNG 8X50	331	126	53	
2985	920-7455	RUBBER DISCHARGE HOSE PIN CPLNG 3X25	59	22	9	
2986	920-7515	RUBBER DISCHARGE HOSE FLNG CPLNG 8X50	968	324	108	
2987	920-7518	RUBBER DISCHARGE HOSE FLNG CPLNG 10X50	989	323	109	
2988	920-7521	RUBBER DISCHARGE HOSE FLNG CPLNG 12X50	1620	540	180	
2989	920-7705	OIL SUCT/DISCH HOSE FLNG CPLNG 2X20	342	115	39	
2990	920-7715	OIL SUCT/DISCH HOSE FLNG CPLNG 3X20	389	130	42	
2991	920-7720	OIL SUCT/DISCH HOSE 4XSPECIAL LE	391	132	45	
2992	920-7725	OIL SUCT/DISCH HOSE FLNG CPLNG 4X20	225	120	60	
2993	920-7735	OIL SUCT/DISCH HOSE FLNG CPLNG 6X20	400	190	63	
2994	920-7745	OIL SUCT/DISCH HOSE FLNG CPLNG 8X20	500	214	72	
2995	920-7755	OIL SUCT/DISCH HOSE FLNG CPLNG 10X20	600	275	92	
2996	920-7762	OIL SUCT/DISCH HOSE FLNG CPLNG 12X10	700	317	107	
2997	920-7765	OIL SUCT/DISCH HOSE FLNG CPLNG 12X20	1029	343	115	
2998	920-7772	OIL SUCT/DISCH HOSE FLNG CPLNG 14X10	1031	345	115	
2999	920-7903	STAINLESS STEEL HOSE MNPT CPLNG 3/4X50	101	34	11	
3000	920-7905	STAINLESS STEEL HOSE 1X20	88	44	16	
3001	920-7910	STAINLESS STEEL HOSE 1X50	161	65	26	
3002	920-7915	STAINLESS STEEL HOSE 2X20	321	109	37	
3003	920-7916	STAINLESS STEEL HOSE 2X20 W/300# FLNG	365	122	41	
3004	920-7925	STAINLESS STEEL HOSE 3X20	385	128	42	
3005	920-7933	STAINLESS STEEL HOSE 4X10	212	71	23	
3006	920-7935	STAINLESS STEEL HOSE 4X20	494	165	55	
3007	920-7943	STAINLESS STEEL HOSE 6X10	608	203	68	
3008	920-7945	STAINLESS STEEL HOSE 6X20	654	220	73	
3009	920-7955	STAINLESS STEEL HOSE 8X20	791	265	92	
3010	920-7975	STAINLESS STEEL HOSE 12X20	844	290	96	
3011	920-8144	HYDRAULIC HOSE 1X50	317	106	36	
3012	920-8154	HYDRAULIC HOSE 1-1/4X50	220	75	25	
3013	920-8164	HYDRAULIC HOSE 1-1/2X50	281	93	33	
3014	920-8225	CARBON STEEL HOSE W/FLANGE 6X20	322	165	83	
3015	920-8230	CARBON STEEL HOSE W/FLANGE 8X20	419	216	108	
3016	920-8458	RUBBER WATER HOSE W/GH FTGS 3/4X50	48	16	5	
3017	920-9012	TEST PIPE PLUG 8IN	35	14	4	
3018	920-9024	TEST PIPE PLUG 24IN	720	239	81	
3019	920-9062	MULTI SIZE TEST BALL UP TO 12	453	150	53	
3020	920-9066	MULTI SIZE TEST BALL UP TO 18	495	165	56	
3021	920-9068	MULTI SIZE TEST BALL UP TO 24	168	57	20	
3022	920-9072	MULTI SIZE TEST BALL UP TO 36	162	60	21	
3023	920-9074	MULTI SIZE TEST BALL UP TO 48	2363	788	239	
3024	920-9162	TEST BALL LIFT LINE W/HOSE & GAUGES	284	95	32	
3025	920-9198	BLOCK PLUG HOSE W/20FT ROPE & GAUGE	59	30	15	ADD

**HERC RENTALS - CONTRACT 2019000318-7  
EXHIBIT A.3 - GOLD PRICING**

	<b>Cat Class</b>	<b>Description</b>	<b>Month</b>	<b>Week</b>	<b>Day</b>	<b>Change</b>
3026	920-9708	BLOCK PIPE PLUG 4IN	50	19	6	ADD
3027	920-9709	BLOCK PIPE PLUG 4IN LONG	59	21	10	ADD
3028	920-9711	BLOCK PIPE PLUG 6IN	50	19	10	ADD
3029	920-9713	BLOCK PIPE PLUG 8IN	86	29	10	ADD
3030	920-9763	BLOCK PIPE PLUG 6-12IN	103	36	18	ADD
3031	921-1088	PCS OF ALUM PIPE 8X40 VICTAULIC	414	203	70	
3032	921-1128	PCS OF ALUM PIPE 12X40 VICTAULIC	531	266	86	
3033	921-1518	PCS OF CERTALOK PVC PIPING 6X20	13	13	5	
3034	921-1568	PCS OF CERTALOK PVC PIPING 12X20	38	19	14	
3035	921-1814	FT OF FUSEABLE HDPE PIPE 8	7	3	3	
3036	921-1816	FT OF FUSEABLE HDPE PIPE 10	7	3	3	
3037	921-1818	FT OF FUSEABLE HDPE PIPE 12	7	3	3	
3038	921-1820	FT OF FUSEABLE HDPE PIPE 14	7	3	3	
3039	921-1822	FT OF FUSEABLE HDPE PIPE 16	7	3	3	
3040	921-1824	FT OF FUSEABLE HDPE PIPE 18	7	3	3	
3041	921-1826	FT OF FUSEABLE HDPE PIPE 20	7	3	3	
3042	921-1854	HDPE PIPE W/BAUER CPLNG 6X20	65	30	15	
3043	921-1862	HDPE PIPE W/BAUER CPLNG 8X20	77	36	18	
3044	921-1924	HDPE PIPE W/FLANGE CPLNGS 8X40	120	40	20	
3045	921-1942	HDPE PIPE W/FLANGE CPLNG 12X40	150	63	30	
3046	921-1986	HDPE PIPE W/FLANGE CPLNG 24X50	1250	500	175	
3047	921-2150	HDPE FLOAT TEE PIPE W/STRAINER 4	99	36	14	
3048	921-2152	HDPE FLOAT TEE PIPE W/ STRAINER 6	127	41	14	
3049	921-2156	HDPE FLOAT TEE PIPE W/ STRAINER 12	183	62	24	
3050	921-2164	HDPE FLOAT TEE PIPE W/ STRAINER 20	138	51	30	
3051	921-2168	HDPE FLOAT TEE PIPE W/ STRAINER 24	284	117	72	
3052	921-2180	HDPE FLOAT PIPE W/8 STRNR 8 FLNG	258	87	30	
3053	921-2188	HDPE RDC FLOAT PIPE W/16 STRNR 14 FLNG	424	142	46	
3054	921-2192	HDPE RDC FLOAT PIPE W/18 STRNR 12 FLNG	184	63	29	
3055	921-2228	HDPE FITTING 12X90 DEG	189	110	56	
3056	921-2238	HDPE FITTING 18X90 DEG	960	319	107	
3057	921-2270	HDPE TEE 12 INPUT BY VARIOUS OUTPUT	1703	568	190	
3058	921-2530	PCS GALV STL PIPE W/BAUER CPLNG 8X20	74	67	63	
3059	921-2546	PCS GALV STL PIPE W/BAUER CPLNG 12X10	60	52	52	
3060	921-2584	BAUER ELBOW 6X45 DEG	135	46	16	
3061	921-2586	BAUER ELBOW 6X90 DEG	139	48	16	
3062	925-1714	AIR HOSE ASSY 3/8X50 CRWFT CPLNG	49	16	5	
3063	925-1715	AIR HOSE ASSY 3/8X50 QD CPLNG	59	28	11	
3064	925-1734	AIR HOSE ASSY 3/4X50 CRWFT CPLNG	63	21	7	
3065	925-1735	AIR HOSE ASSY 3/4X50 THOR CPLNG	86	51	18	
3066	925-1802	AIR HOSE ASSY 2X25	90	30	10	
3067	925-1808	AIR HOSE ASSY 2X25 HI PRESSURE	90	30	10	
3068	925-1811	AIR HOSE ASSY 2X50	125	45	15	
3069	925-1814	AIR HOSE ASSY 2X50 HI PRESSURE	125	45	15	
3070	925-1823	AIR HOSE ASSY 3X25	168	60	20	
3071	925-1829	AIR HOSE ASSY 3X25 HI PRESSURE	168	60	25	
3072	925-1832	AIR HOSE ASSY 3X50	200	80	35	
3073	925-1835	AIR HOSE ASSY 3X50 HI PRESSURE	200	80	35	
3074	925-2019	WHIP HOSE W/INLINE OILER 1/2	39	15	7	
3075	925-2103	WHIPCHECK CABLE H/H 1/2 TO 1-1/4	27	15	8	
3076	925-2173	AIR MANIFOLD 15 GAL W/8 OUTLETS	334	117	38	
3077	925-3109	PEDESTAL FAN 30"	271	124	36	
3078	925-3123	ROUND FLOOR FAN 36	382	134	49	
3079	925-3126	ROUND FLOOR FAN 42	338	162	59	
3080	925-3129	ROUND FLOOR FAN 48	408	163	58	

**HERC RENTALS - CONTRACT 2019000318-7  
EXHIBIT A.3 - GOLD PRICING**

	<b>Cat Class</b>	<b>Description</b>	<b>Month</b>	<b>Week</b>	<b>Day</b>	<b>Change</b>
3081	925-3210	AIRMOVER AXIAL VENT BLOWER 12 IN ELEC	284	126	32	
3082	925-3250	AIRMOVER LOW PROFILE FAN	203	90	23	
3083	925-3260	AIRMOVER CARPET DRYER	203	90	23	
3084	925-3263	AXIAL FAN 25"	392	149	50	
3085	925-3265	HI VELOCITY AXIAL FAN 24-25"	203	68	23	
3086	925-3310	HEPA AIR SCRUBBER 500CFM	608	238	63	
3087	925-3312	HEPA AIR SCRUBBER 750CFM	690	305	75	
3088	925-3314	HEPA AIR SCRUBBER 1200 TO 1400CFM	765	340	90	
3089	925-3316	HEPA AIR SCRUBBER 2000CFM	1126	391	108	
3090	925-3318	HEPA AIR SCRUBBER 2400CFM	1126	391	108	
3091	925-3352	DEHUMIDIFIER LGR 60-80 PPD ELEC	383	170	45	
3092	925-3354	DEHUMIDIFIER LGR 130-200 PPD ELEC	595	298	63	
3093	925-3456	LPG/NG HEATER HOSE 1X50	95	34	13	
3094	925-3523	PROPANE RADIANT HEATER TANK TOP	30	16	10	
3095	925-4030	HEATER DUCT BLK 12X25 6P 300DEG	108	54	27	
3096	925-4125	HVAC DUCTING BLK 12X15 6P	60	25	10	
3097	925-4130	HVAC DUCTING BLK 12X25 6P	75	30	13	
3098	925-4145	HVAC DUCTING BLK 16X15 6P	100	40	15	
3099	925-4150	HVAC DUCTING BLK 16X25 6P	100	40	15	
3100	925-4155	HVAC DUCTING BLK 20X15 6P	100	40	15	
3101	925-4160	HVAC DUCTING BLK 20X25 6P	180	60	20	
3102	925-4170	HVAC DUCTING BLK 24X25 6P	180	60	20	
3103	925-4230	HI HEAT DUCT BLK 12X25 6P 400/500 DEG	74	31	14	
3104	925-4250	HI HEAT DUCT BLK 16X25 6P 400/500 DEG	180	90	45	
3105	925-4260	HI HEAT DUCT BLK 20X25 6P 400/500 DEG	284	113	41	
3106	925-4300	HVAC DUCTING YLW 8X15 6P	60	25	10	
3107	925-4305	HVAC DUCTING YLW 8X25 6P	60	25	10	
3108	925-4330	HVAC DUCTING YLW 12X25 6P	75	30	13	
3109	925-4340	HVAC DUCTING YLW 14X25 6P	135	45	15	
3110	925-4350	HVAC DUCTING YLW 16X25 6P	135	45	15	
3111	925-4360	HVAC DUCTING YLW 20X25 6P	195	65	20	
3112	925-4365	HVAC DUCTING YLW 24X25 6P	195	65	20	
3113	925-4398	HVAC DUCTING WHT 8X8	5	5	5	
3114	925-4400	HVAC DUCTING WHT 8X15 6P	60	25	10	
3115	925-4405	HVAC DUCTING WHT 8X25 6P	60	25	10	
3116	925-4412	HVAC DUCTING WHT 10X25	60	25	10	
3117	925-4416	HVAC DUCTING WHT 12X8 4P	5	5	5	
3118	925-4420	HVAC DUCTING WHT 12X10 6P	60	25	10	
3119	925-4421	HVAC DUCTING WHT 12X10 SOLID	60	25	10	
3120	925-4430	HVAC DUCTING WHT 12X25 6P	75	30	13	
3121	925-4432	HVAC DUCTING WHT/WHT 12X25 4P	75	30	13	
3122	925-4440	HVAC DUCTING WHT 14X25 6P	135	45	15	
3123	925-4443	HVAC DUCTING WHT 16X8 6P	5	5	5	
3124	925-4445	HVAC DUCTING WHT 16X15 6P	135	45	15	
3125	925-4450	HVAC DUCTING WHT 16X25 6P	135	45	15	
3126	925-4453	HVAC DUCTING WHT 18X25 6P	135	45	15	
3127	925-4454	HVAC DUCTING WHT 20X10 7P	135	45	15	
3128	925-4455	HVAC DUCTING WHT 20X15 6P	135	45	15	
3129	925-4456	HVAC DUCTING WHT 20X15 3P	135	45	15	
3130	925-4460	HVAC DUCTING WHT 20X25 6P	195	65	20	
3131	925-4462	HVAC DUCTING WHT/WHT 20X25 4P	195	65	20	
3132	925-4465	HVAC DUCTING BLUE 20X25 3P	195	65	20	
3133	925-4470	HVAC DUCTING BLUE 24X20 4P	195	65	20	
3134	925-4552	HVAC DUCT WYE ADAPTER 20	176	61	21	
3135	925-4663	HVAC DUCT WYE ADAPTER 20"X12"X12	59	33	21	



**HERC RENTALS - CONTRACT 2019000318-7**  
**EXHIBIT A.3 - GOLD PRICING**

	<b>Cat Class</b>	<b>Description</b>	<b>Month</b>	<b>Week</b>	<b>Day</b>	<b>Change</b>
3136	925-4990	CEILING TILE 24X24 F/8 DUCT	5	5	5	
3137	925-5100	CEILING TILE ONLY 24X24 USED FOR 12IN DU	5	5	5	
3138	925-5105	CEILING TILE KIT 24X24 WITH 12IN DUCT	10	10	10	
3139	925-5110	CEILING TILE 24X24 USED FOR 16IN DUCT	5	5	5	
3140	925-5115	CEILING TILE KIT 24X24 WITH 16IN DUCT	10	10	10	
3141	930-0100	TRASH CHUTE 30X4	80	39	19	
3142	930-2016	MULTI POSITION CART F/ROTARY HAMMER	338	95	32	
3143	930-2070	UTILITY CART/TRAILER NHS 4X6	178	95	33	
3144	930-2073	TILT DEBRIS CART 1/2 CU YD MANUAL	270	93	32	
3145	930-2076	TILT DEBRIS CART 1 CU YD MANUAL	336	128	36	
3146	930-2078	DRYWALL/PANEL CART	235	82	28	
3147	930-2220	HAND DOLLY W/O STRAP 400-700# CAP	53	25	13	
3148	930-2222	APPLIANCE DOLLY W/STRAP 500-700# CAP	103	42	19	
3149	930-2236	FURNITURE/PIANO DOLLY 4 SWIVEL WHEEL	110	50	20	
3150	930-2274	PALLET JACK	215	78	25	
3151	930-3006	HYDRAULIC BOTTLE JACK 12T	65	22	7	
3152	930-3015	HYDRAULIC BOTTLE JACK 22T	97	32	11	
3153	930-3060	HYDRAULIC TOE JACK 10T	203	68	27	
3154	930-3076	SCREW BOTTLE JACK 20 TON	97	32	11	
3155	930-3404	BEAM CLAMP F/4-12 BEAM 3T CAP	244	88	33	
3156	930-3406	BEAM CLAMP F/4-12 BEAM 5T CAP	351	119	40	
3157	930-3599	ROAD PLATE LIFTING RING 1.25IN	27	10	5	ADD
3158	930-3600	ROAD PLATE SWIVEL LIFTING RING 1.25IN	63	24	10	ADD
3159	930-4016	ALUMINUM EXTENSION LADDER 32	243	81	27	
3160	930-4020	ALUMINUM EXTENSION LADDER 40	324	108	36	
3161	930-4068	WIDE STANCE ADJ LEG FBR EXT LADDER 24FT	255	85	30	
3162	930-4072	WIDE STANCE ADJ LEG FBR EXT LADDER 28FT	255	85	30	
3163	930-4074	FIBERGLASS EXTENSION LADDER 32	284	95	32	
3164	930-4082	FIBERGLASS EXTENSION LADDER 40	405	135	45	
3165	930-4084	WIDE STANCE ADJ LEG FBR EXT LADDER 40FT	445	150	50	
3166	930-4162	FIBERGLASS STEP LADDER 12	284	95	32	
3167	930-4166	FIBERGLASS STEP LADDER 16	405	135	45	
3168	930-4244	FIBERGLASS STEP LADDER W/CAGE 4FT	170	60	20	
3169	930-4246	FIBERGLASS STEP LADDER W/CAGE 6FT	170	60	20	
3170	930-4248	FIBERGLASS STEP LADDER W/CAGE 8FT	215	75	25	
3171	930-4250	FIBERGLASS STEP LADDER W/CAGE 10FT	255	85	30	
3172	930-4252	ADJ FBR STEP CAGE LADDER W/WHL 5-9FT	245	80	25	
3173	930-4254	ADJ FBR STEP CAGE LADDER W/WHL 8-14FT	270	90	30	
3174	930-4256	SECTIONS OF TANK LADDER 5	50	18	9	
3175	930-4310	ALUMINUM LADDER PLANK 16	203	68	23	
3176	930-4312	ALUMINUM LADDER PLANK 20	233	81	29	
3177	930-4314	ALUMINUM LADDER PLANK 24	284	95	32	
3178	930-6010	SET OF PALLET FORKS 72 CL2	277	98	41	
3179	930-6030	SET OF PALLET FORKS 72 CL3	244	109	44	
3180	930-6036	SET OF PALLET FORKS 96 CL3	272	100	35	
3181	930-6073	FORK EXTENSION (SET OF 2) 72IN	217	77	30	
3182	930-6076	FORK EXTENSION (SET OF 2) 96IN (BLUE)	177	66	22	
3183	930-6080	SET OF PALLET FORKS F/BUCKETS	241	99	38	
3184	930-6095	CARPET POLE ATTACHMENT	220	77	24	
3185	930-6140	TELEHANDLER BLOCK FORK 48	130	61	29	
3186	930-6160	SKIDSTEER FORK FRAME SET 36 CL2	305	124	42	
3187	930-6164	SKIDSTEER FRAME & FORK SET 42	318	108	45	
3188	930-6166	SKIDSTEER FRAME & FORK SET 48 CL2	250	105	42	
3189	930-6250	LIFT-N-TOW F/FORKLIFT VAR CAP 4-10K HOOK	135	72	18	
3190	930-6252	SWIVEL LIFTING HOOK F/FORKLIFT VAR CAP	522	206	73	



**HERC RENTALS - CONTRACT 2019000318-7**  
**EXHIBIT A.3 - GOLD PRICING**

	<b>Cat Class</b>	<b>Description</b>	<b>Month</b>	<b>Week</b>	<b>Day</b>	<b>Change</b>
3191	930-6260	BOOM ARM F/HANDLER 8-15 4K MAX	720	225	108	
3192	930-6265	TELESCOPING BOOM F/FORKLIFT 42-139	629	221	86	
3193	930-6267	AERIAL LIFT CRIBBING BLOCK 0-8 STEP	150	50	25	
3194	930-6272	GLASS PANEL CRADLE KIT F/BOOM LIFT	164	83	37	
3195	930-6281	PLATFORM RAIL PADDING F/AERIAL LIFT	120	120	120	
3196	930-6510	SOLID TIRE F/SKIDSTEER	411	167	69	
3197	930-6524	TURF/FLOAT TIRE F/TELEHANDLER	338	167	38	
3198	930-7636	FORK SLIP ON BUCKET SMOOTH 72IN 1-1/2YD	323	112	28	
3199	930-7642	FORK SLIP ON BUCKET SMOOTH 96IN 1-3/4YD	297	113	45	
3200	930-7761	SKIDSTEER/CRAWLER BUCKET SMOOTH 66-68IN	360	145	51	
3201	930-7763	SKIDSTEER/CRAWLER BUCKET SMOOTH 72-74IN	360	145	51	
3202	930-7778	SKIDSTEER/CRAWLER BUCKET TOOTH 66-68IN	360	145	51	
3203	930-7781	SKIDSTEER/CRAWLER BUCKET TOOTH 72-74IN	360	145	51	
3204	930-7796	SKIDSTEER SCREENING RAKE/BUCKET 72-78	360	145	51	
3205	930-7912	EXCAVATOR THUMB ATTACHMENT HYDRAULIC	360	145	51	
3206	930-9110	GROUND PROTECTION MAT 4X8 DUAL SIDE	50	36	18	
3207	930-9115	GROUND PROTECTION MAT 10X7 DUAL SIDE	104	48	37	
3208	930-9117	GROUND PROTECTION MAT HD 14X7 DUAL SIDE	108	50	41	
3209	930-9130	GROUND PROTECTION MAT TOOL KIT	176	62	22	
3210	930-9140	GROUND MAT RAMP F/10X7 36 UNDER FLANGE	18	9	5	
3211	930-9141	GROUND MAT RAMP F/10X7 36 OVER FLANGE	18	9	5	
3212	930-9522	SUCTION CUP 8	85	41	19	
3213	931-5002	SCAFFOLD STEP FRAME 1-5/8 5X3	28	11	6	
3214	931-5004	SCAFFOLD STEP FRAME 1-5/8 5X5	26	14	9	
3215	931-5028	SCAFFOLD LADDER FRAME 1-5/8 28X6	29	11	6	
3216	931-5035	SCAFFOLD WALK THRU FRAME 1-5/8 5X6.5	24	8	5	
3217	931-5050	SCAFFOLD CROSS BRACE W/HOLE 7X27 SPACE	10	5	2	
3218	931-5054	SCAFFOLD CROSS BRACE W/HOLE 10X27 SPACE	9	4	1	
3219	931-5056	SCAFFOLD CROSS BRACE W/NOTCH 10X27 SPACE	11	7	6	
3220	931-5092	SCAFFOLD OUTRIGGER 30	11	7	3	
3221	931-5103	SCAFFOLD LEVELING JACK W/O BASE PLATE	12	6	4	
3222	931-5106	SCAFFOLD LEVELING JACK W/BASE PLATE	16	9	7	
3223	931-5142	SCAFFOLD END SAFETY PANEL W/TOEBOARD 5	12	7	3	
3224	931-5146	SCAFFOLD SIDE SAFETY PANEL 7	16	8	3	
3225	931-5148	SCAFFOLD SIDE SAFETY PANEL 10	12	7	3	
3226	931-5156	SCAFFOLD SIDE TOEBOARD 7	11	4	2	
3227	931-5160	SCAFFOLD SIDE TOEBOARD 10	15	6	2	
3228	931-5176	SCAFFOLD CASTER 8	17	9	6	
3229	931-5190	SHORING POST ADJ 6-10 FT	70	39	19	
3230	931-5193	SHORING POST ADJ 7-11 FT	69	41	20	
3231	931-5210	SCAFFOLD WALKBOARD 7	31	12	6	
3232	931-5215	SCAFFOLD WALKBOARD 10	40	20	11	
3233	931-5250	UTILITY SCAFFOLD FRAME 65X29	31	16	10	
3234	931-5252	UTILITY SCAFFOLD ARM BRACE 6	24	12	7	
3235	931-5254	UTILITY SCAFFOLD CASTER 5	9	3	2	
3236	931-5260	UTILITY SCAFFOLD DECK WOOD 6	30	17	8	
3237	931-5408	EA POLE F/ALUM PUMP JACK SYST 24	117	45	16	
3238	931-5410	EA PUMP JACK F/ALUM PUMP JACK SYST	165	66	17	
3239	931-5423	NEST ALUM LADDER PLANK 20X16	219	88	22	
3240	931-5426	NEST ALUM LADDER PLANK 20X24	239	98	27	
3241	932-1010	SHORING RELEASE TOOL 48IN	32	11	5	ADD
3242	932-2045	SHORING SHEETING 4FT ALUMINUM	9	5	2	ADD
3243	932-2050	SHORING SHEETING 6FT ALUMINUM	14	10	5	ADD
3244	932-2055	SHORING SHEETING 8FT ALUMINUM	18	10	5	ADD
3245	932-4070	FINFORM 10FT	99	35	11	ADD

**HERC RENTALS - CONTRACT 2019000318-7**  
**EXHIBIT A.3 - GOLD PRICING**

	<b>Cat Class</b>	<b>Description</b>	<b>Month</b>	<b>Week</b>	<b>Day</b>	<b>Change</b>
3246	932-4075	FINFORM 12FT	122	43	14	ADD
3247	932-4095	FINFORM 8FT	81	29	10	ADD
3248	932-7060	STEEL PLATE 4FTX4FTX1IN	50	14	5	ADD
3249	932-7080	STEEL PLATE 4FTX8FTX1IN	95	26	7	ADD
3250	932-7170	STEEL PLATE 5FTX8FTX1IN	95	26	7	ADD
3251	932-7180	STEEL PLATE 5FTX10FTX1IN	126	33	10	ADD
3252	932-7240	STEEL PLATE 6FTX8FTX1IN	112	29	10	ADD
3253	932-7250	STEEL PLATE 6FTX10FTX1IN	126	33	10	ADD
3254	932-7320	STEEL PLATE 8FTX10FTX1IN	158	43	10	ADD
3255	932-7330	STEEL PLATE 8FTX12FTX1IN	189	52	14	ADD
3256	932-7336	STEEL PLATE 8FTX12FTX1.5IN	338	90	24	ADD
3257	932-7356	STEEL PLATE 8FTX16FTX1.5IN	414	109	29	ADD
3258	932-7370	STEEL PLATE 8FTX20FTX1IN	306	81	20	ADD
3259	932-7500	TIRE CLEANER 8X10FT SOLID RUMBLE PLATE	237	84	21	ADD
3260	940-0160	CABLE 10/4 50FT 30A	32	11	4	
3261	940-0265	CABLE 8/5 50FT BARE	31	11	11	
3262	940-0516	CABLE 2 50FT CAMLOCK 5 BANDED	151	73	32	
3263	940-0570	FEMALE PIGTAIL 2 UNDER 10FT	40	20	7	
3264	940-0571	FEMALE PIGTAIL 2 UNDER 10FT 5 BANDED	40	20	7	
3265	940-0575	MALE PIGTAIL 2 UNDER 10FT	40	20	7	
3266	940-0576	MALE PIGTAIL 2 UNDER 10FT 5 BANDED	40	20	7	
3267	940-0715	CABLE 2/0 50FT CAMLOCK	144	69	27	
3268	940-0720	CABLE 2/0 100FT CAMLOCK	228	107	46	
3269	940-0770	FEMALE PIGTAIL 2/0 UNDER 10FT	14	7	3	
3270	940-0775	MALE PIGTAIL 2/0 UNDER 10FT	14	7	3	
3271	940-0810	CABLE 4/0 25FT CAMLOCK	24	10	9	
3272	940-0815	CABLE 4/0 50FT CAMLOCK	126	65	23	
3273	940-0820	CABLE 4/0 100FT CAMLOCK	132	67	33	
3274	940-0870	FEMALE PIGTAIL 4/0 UNDER 10FT	15	7	2	
3275	940-0880	MALE PIGTAIL 4/0 UNDER 10FT	15	7	2	
3276	940-2120	DISTRO BOX 100A CAM SET IN/5X20A OUT	450	180	72	
3277	940-2123	DISTRO BOX 100A CAM SET IN/12X20A OUT	257	111	63	
3278	940-2256	DISTRO BOX 200A CAM SET IN/6X50A CS	450	180	72	
3279	940-2305	DISTRO BOX 400A CAM SET IN/6X50A CS	713	359	94	
3280	940-2312	DISTRO BOX 400A CAM SET IN/10X50A CS	1105	560	193	
3281	940-2514	SPIDER BOX CABLE 6/4 50FT 50A CS	134	62	22	
3282	940-2516	SPIDER BOX CABLE 6/4 100FT 50A CS	249	119	40	
3283	940-2520	SPIDER BOX 50A CS IN/6X20A STR/1X30A TL	201	102	35	
3284	940-2610	QUAD BOX STRING 3 BOX 20A 50' W/L2120	183	55	23	
3285	940-2626	QUAD BOX STRING 3 BOX 30A 50' W/L2130	318	104	37	
3286	940-2640	QUAD BOX CABLE 12/5 50FT L2120	91	37	14	
3287	940-2642	QUAD BOX CABLE 12/5 100FT L2120	135	51	27	
3288	940-2652	QUAD BOX CABLE 10/5 50FT L2130	91	36	14	
3289	940-2654	QUAD BOX CABLE 10/5 100FT L2130	179	54	23	
3290	940-2714	EXTENSION CORD 12/3 50FT	48	22	12	
3291	940-2716	EXTENSION CORD 12/3 100FT	62	25	11	
3292	940-2724	EXTENSION CORD 10/3 50FT 15AMP NEMA 5-15	63	24	10	
3293	940-2970	CABLE RAMP	65	29	15	
3294	940-5000	DRONE BATTERY 1 (RR)	672	168	42	
3295	940-5020	DRONE BATTERY 2 (RR)	336	84	21	
3296	940-5040	DRONE BATTERY 3 (RR)	168	42	11	
3297	940-5060	DRONE ACCESSORY 1 (RR)	210	47	16	
3298	940-5080	DRONE ACCESSORY 2 (RR)	53	26	11	
3299	950-2015	SLING 8FT 4 LEG CHAIN	81	29	10	ADD
3300	950-2017	SLING 8FT 4LEG CABLE	81	29	10	ADD

**Contract#: 2019000318**  
**Amendment#: 7**  
**Vendor#: 20941**

**EXHIBIT C.2 – CBI FORM 4: LETTER OF INTENT**



**CBI FORM 4: Letter of Intent**

Per Part B, Section 3.4 and Part C, Section 2.1 of the CBI Policy, within three (3) Business Days after receiving a request from the City (or within such longer time as may be communicated by the City in writing), a Bidder must submit a separate Letter of Intent for each MBE, WBE, or SBE listed on CBI Form 3 and CBI Form 3A (if applicable).

Project Name:	Equipment Rentals and Related Products and Services
Project Number:	269-2018-047

<b>To be completed by the Bidder</b>	
Name of Bidder:	HERC RENTALS Vendor #: 20007292
Address:	27500 Riverview Ct. Blvd. Bonita Springs FL 34134
Contact Person:	Drew Sylvester Email: drew.sylvester@hercrentals.com
Telephone:	(470) 214-1769 Fax: -

If the Bidder has entered into a Quick Pay Agreement, in association with this Letter of Intent and as defined in the CBI Policy, please attach a copy of the executed Agreement with the undersigned MBE, WBE, or SBE.

Identify in complete detail the scope of work to be performed or item(s) to be supplied by the MBE, WBE, or SBE.

Mobile Truck Detailing

Cost of work to be performed by MBE, WBE, or SBE: \$ 20,000

<b>To be completed by MBE, WBE, or SBE</b>	
Name of MBE, WBE or SBE	MR. REFORBISHER Inc Vendor#: 308365
Address:	9111 MONROE StE 195, CHARLOTTE, NC 28270
Contact Person:	Cecile White Email: cissy@mreforbisher.com
Telephone:	704-222-1009 Fax:

Upon execution of a Prime Contract with the City for the above referenced project, the Bidder certifies that it intends to utilize the MBE, WBE, or SBE listed above, and that the description, cost and percentage of work to be performed by the MBE, WBE, or SBE as described above is accurate. The MBE, WBE, or SBE firm certifies that it has agreed to provide such work/supplies for the amount stated above.

Bidder:	<u>Drew Sylvester</u> Signature and Title	Date:	<u>4/14/22</u>
MBE/WBE/SBE: (Circle one)	<u>Cecile White / owner</u> Signature and Title	Date:	<u>4/14/22</u>

**STATE OF NORTH CAROLINA  
COUNTY OF MECKLENBURG**

**EIGHTH AMENDMENT TO THE AGREEMENT TO PROVIDE  
EQUIPMENT RENTALS AND RELATED PRODUCTS AND SERVICES**

**THIS EIGHTH AMENDMENT TO THE AGREEMENT TO PROVIDE EQUIPMENT RENTALS AND RELATED PRODUCTS AND SERVICES** (this "Eighth Amendment") is made and entered into this 21st of December 2022, by and between Herc Rentals, Inc., a Florida corporation doing business in North Carolina (the "Company"), and the City of Charlotte, a North Carolina municipal corporation (the "City").

**Statement of Background and Intent**

- A. The City of Charlotte and the Company entered into an Agreement for Equipment Rentals and Related Products and Services dated November 1, 2018 (the "Contract") pursuant to which the Company agreed to provide Equipment Rentals and Related Products and Services for the City of Charlotte.
- B. The parties amended the Contract on July 15, 2019 to incorporate an updated equipment list and gold and platinum pricing schedules.
- C. The parties amended the Contract on January 1, 2020 to incorporate an updated equipment list and gold and platinum pricing schedules.
- D. The parties amended the Contract January 1, 2021 to incorporate an updated equipment list and gold and platinum pricing schedules and the option to recover any administrative or contract fees imposed by any Participating Public Agency.
- E. The parties amended the Contract on August 23, 2021 to replace the Pricing Schedules with the addition of new equipment.
- F. The parties amended the Contract on January 1, 2022 to make adjustments to unit pricing, to replace the Commercial Non-Discrimination clause and to incorporate certain other changes.
- G. The parties amended the Contract on February 1, 2022 to delete and replace the CBI Form 4 documents.
- H. The parties amended the Contract on July 20, 2022 to incorporate an updated equipment list and gold and platinum pricing schedules, to add a CBI Form 4 and to incorporate certain other changes.
- I. The parties now desire to amend the Contract to extend the Term of the Contract by the first of two (2) two-year renewal terms, to incorporate an updated equipment list and gold and platinum pricing schedules, and to incorporate updated discount schedules for equipment purchases.

NOW, THEREFORE, in consideration of the mutual covenants and agreements contained herein, the parties hereby agree to the following:

**AGREEMENT**

- 1. The terms of the Contract are restated by and incorporated into this Eighth Amendment by reference.

2. Defined terms used in this Eighth Amendment shall have the same meaning as are assigned to such terms in the Contract.
3. This Eighth Amendment extends the Term of the Contract by the first of two (2) two-year renewal terms to expire on October 31, 2025.
4. The Pricing Schedules in Exhibit A of the Contract is hereby replaced in its entirety due to the addition of new category class equipment and price increases which are attached as Exhibit A.4.
5. The Discount Schedule for New Equipment is hereby updated and attached as Attachment A.1.
6. The Discount Schedule for Used Equipment is hereby updated and attached as Attachment A.2.
7. Except to the extent specifically provided above, this amendment shall not be interpreted or construed as waiving any rights, obligations, remedies, or claims the parties may otherwise have under the Contract.
8. In all other respects and except as modified herein, the terms of the Contract shall remain in force and effect.

*[Signature Page Follows]*



**IN WITNESS WHEREOF**, and in acknowledgement that the parties hereto have read and understood each and every provision hereof, the parties have caused this Eighth Amendment to be executed as of the date first written above.

**HERC RENTALS, INC:**

**BY:** \_\_\_\_\_  
*(signature)*

**PRINT NAME:** Jason Oosterbeek

**TITLE:** Vice President

**DATE:** 12/8/2022

**CITY OF CHARLOTTE:  
CITY MANAGER'S OFFICE**

**BY:** \_\_\_\_\_  
*(signature)*

**PRINT NAME:** \_\_\_\_\_

**TITLE:** \_\_\_\_\_

**DATE:** \_\_\_\_\_



**Digital Contract Routing Form  
Non-Encumbered**

Date Submitted: December 19, 2022

Submitted by: Lenore Bishop

Submitter email: lenore.bishop@charlottenc.gov

Contract #: 2019000318

Amendment #: 8

Contract Name: Equipment Rentals and Related Products and Services

Vendor Legal Name: Herc Rentals Inc.

Vendor #: 20941

**REQUIRED ATTACHMENT(S):**

Use the Paperclip icon to attach a full Contract Document Routing Packet for review by the authorized City individual with signature authority. The Routing Packet **MUST** include all required components per the direction provided at:

The following signatures, once completed, shall be incorporated by reference into the contractual document identified above.

**City of Charlotte**

eSigned via SeamlessDocs.com  
*Liz Babson*  
Key: f56f2b82106208b08604836a6d96b831

**STATE OF NORTH CAROLINA  
COUNTY OF MECKLENBURG**

**NINTH AMENDMENT TO THE AGREEMENT TO PROVIDE  
EQUIPMENT RENTALS AND RELATED PRODUCTS AND SERVICES**

**THIS NINTH AMENDMENT TO THE AGREEMENT TO PROVIDE EQUIPMENT RENTALS AND RELATED PRODUCTS AND SERVICES** (this "Ninth Amendment") is made and entered into this   5   of   June   2023, by and between Herc Rentals, Inc., a Florida corporation doing business in North Carolina (the "Company"), and the City of Charlotte, a North Carolina municipal corporation (the "City").

**Statement of Background and Intent**

- A. A. The City of Charlotte and the Company entered into an Agreement for Equipment Rentals and Related Products and Services dated November 1, 2018 (the "Contract") pursuant to which the Company agreed to provide Equipment Rentals and Related Products and Services for the City of Charlotte.
- B. The parties amended the Contract on July 15, 2019, to incorporate an updated equipment list and gold and platinum pricing schedules.
- C. The parties amended the Contract on January 1, 2020, to incorporate an updated equipment list and gold and platinum pricing schedules.
- D. The parties amended the Contract on January 1, 2021, to incorporate an updated equipment list, gold and platinum pricing schedules, and the option to recover any administrative or contract fees imposed by any Participating Public Agency.
- E. The parties amended the Contract on August 23, 2021, to replace the Pricing Schedules with the addition of new equipment.
- F. The parties amended the Contract on January 1, 2022, to make adjustments to unit pricing, to replace the Commercial Non-Discrimination clause, and to incorporate certain other changes.
- G. The parties amended the Contract on February 1, 2022, to delete and replace the CBI Form 4 documents.
- H. The parties amended the Contract on July 20, 2022, to incorporate an updated equipment list and gold and platinum pricing schedules, add a CBI Form 4, and incorporate certain other changes.
- I. The parties amended the Contract to extend the Term of the Contract by the first of two (2) two-year renewal terms, to incorporate an updated equipment list and gold and platinum pricing schedules, and to incorporate updated discount schedules for equipment purchases.
- J. The parties now desire to amend the Contract to include additional add-ons shown in Exhibit A.5 and to incorporate certain other changes.

NOW, THEREFORE, in consideration of the mutual covenants and agreements contained herein, the parties hereby agree to the following:

**A G R E E M E N T**

- 1. The terms of the Contract are restated by and incorporated into this Ninth Amendment by reference.
- 2. Defined terms used in this Ninth Amendment shall have the same meaning as are assigned to such terms in

**Contract#:201900318**

**Amendment#: 9**

**Vendor#: 20941**

the Contract.

3. The Pricing Schedules in Exhibit A of the Contract are hereby updated to include the addition of new category class equipment and price increases which are attached as Exhibit A.5.
4. Except to the extent specifically provided above, this amendment shall not be interpreted or construed as waiving any rights, obligations, remedies, or claims the parties may otherwise have under the Contract.
5. In all other respects and except as modified herein, the terms of the Contract shall remain in force and effect.


*[Signature Page Follows]*

Contract#:2019000318

Amendment#: 9

Vendor#: 20941

IN WITNESS WHEREOF, and in acknowledgment that the parties hereto have read and understood each and every provision hereof, the parties have caused this Ninth Amendment to be executed as of the date first written above.

HERC RENTALS, INC.:  
BY:   
(Signature)

PRINT NAME: JASON COSTERGER

TITLE: VICE PRESIDENT

DATE: 5/26/23

CITY MANAGER'S OFFICE  
OFFICE/DEPARTMENT/DIVISION

BY: See Attachment Below  
(Signature)

PRINT NAME: \_\_\_\_\_

TITLE: \_\_\_\_\_

DATE: \_\_\_\_\_



**Digital Contract Routing Form  
Non-Encumbered**

Date Submitted: June 05, 2023

Submitted by: Angelica Witherell

Submitter email: angelica.witherell@charlottenc.gov

Contract #: 2019000318

Amendment #: 9

Contract Name: Equipment Rentals and Related Product and Services

Vendor Legal Name: Herc Rentals, Inc.

Vendor #: 20941

**REQUIRED ATTACHMENT(S):**

Use the Paperclip icon to attach a full Contract Document Routing Packet for review by the authorized City individual with signature authority. The Routing Packet **MUST** include all required components per the direction provided at:

The following signatures, once completed, shall be incorporated by reference into the contractual document identified above.

**City of Charlotte**

eSigned via SeamlessDocs.com  
*Liz Babson*  
Key: f08f2b82106208b0804836a6d96b5



**2019000318-9 Equipment Rentals and Related Products and Services****Exhibit A.5 - Platinum Additional Equipment**

<b>Cat Class</b>	<b>Description</b>	<b>Month</b>	<b>Week</b>	<b>Day</b>	<b>Type</b>
100-1441	CORE DRILL UPTO 6IN HAND HELD/BATTERY	\$ 638.00	\$ 302.00	\$ 86.00	ADD
100-1895	CONCRETE TRACK BUGGY 16CU FT SWIVEL	\$1,598.00	\$ 770.00	\$ 199.00	ADD
100-5300	SANDER ORBITAL 12 IN FLOOR	\$ 383.00	\$ 193.00	\$ 51.00	ADD
105-1742	VACUUM DROP BAG DRY 300 CFM 240V	\$ 709.00	\$ 307.00	\$ 80.00	ADD
105-3705	SCRUBBER MOP W/B 18 IN PATH BATTERY	\$1,193.00	\$ 535.00	\$ 134.00	ADD
110-2034	LIGHT FLOOD FLOOR LED 40W H.D.	\$ 117.00	\$ 59.00	\$ 20.00	ADD
110-2049	LIGHT FLOOD 400W MH HAZ LOC CLS1 DIV2	\$ 275.00	\$ 110.00	\$ 41.00	ADD
115-2235	MOWER BRUSH 36-48IN RIDING GAS 4WD	\$ 958.00	\$ 450.00	\$ 128.00	ADD
125-1595	CAMERA SEWER 1-1/2-3 HANDHELD	\$ 624.00	\$ 324.00	\$ 154.00	ADD
130-1655	WRENCH IMPACT 3/4 IN BATTERY	\$ 316.00	\$ 150.00	\$ 45.00	ADD
135-2605	WRENCH IMPACT 1 AIR PISTOL GRIP	\$ 373.00	\$ 162.00	\$ 57.00	ADD
150-1600	PLATE COMPACTOR 1100LB-1199LB	\$2,402.00	\$1,114.00	\$ 292.00	ADD
150-3320	PLATE ATT 34IN 19-24MT EXCAVATOR	\$2,208.00	\$1,025.00	\$ 267.00	ADD
175-1102	SURVEILLANCE TRAILER NO CAMERA SOLAR	\$ 567.00	\$ 292.00	\$ 122.00	ADD
200-1045	MINI TRACK LOADER W/B > 1,000LB CAP	\$2,025.00	\$ 851.00	\$ 320.00	ADD
225-0010	COUPLER/EXCAVATOR	\$ 365.00	\$ 122.00	\$ 41.00	ADD
290-1036	WB LOADER STANDARD BUCKET 41-44	\$ 73.00	\$ 25.00	\$ 9.00	ADD
290-2064	SKIDSTEER ROT MOWER 8IN CAP 60IN DECK	\$2,138.00	\$1,025.00	\$ 389.00	ADD
290-2402	SKIDSTEER ATTACHMENT BUCKET 72IN	\$ 73.00	\$ 25.00	\$ 9.00	ADD
290-2600	TOOLCAT ATTACHMENT SPREADER	\$ 539.00	\$ 235.00	\$ 81.00	ADD
290-5395	MINI-EX <19K LBS BUCKET SMOOTH 42IN	\$ 181.00	\$ 64.00	\$ 27.00	ADD
290-6105	EXCAVAT 28K-39K BUCKET TRENCH 72IN QC	\$ 362.00	\$ 128.00	\$ 54.00	ADD
290-7038	FORKS FOR 1-1.4 YD WHEEL LOADER	\$ 442.00	\$ 234.00	\$ 86.00	ADD
290-7070	FORKS FOR 4.0-4.5 YD WHEEL LOADER 60IN	\$ 567.00	\$ 284.00	\$ 110.00	ADD
290-7075	FORKS FOR 4.0-4.5 YD WHEEL LOADER 72IN	\$ 640.00	\$ 300.00	\$ 130.00	ADD
290-7085	FORKS FOR 4.0-4.5 YD WHEEL LOADER 96IN	\$ 689.00	\$ 345.00	\$ 142.00	ADD
310-4195	TEST PIPE PLUG 8-16IN	\$ 189.00	\$ 63.00	\$ 32.00	ADD
350-2110	CRANE CARRY DECK DSL 36000LB 50FT	\$5,836.00	\$2,335.00	\$ 893.00	ADD
350-2115	CRANE CARRY DECK LPG 36000LB 50FT	\$6,476.00	\$2,694.00	\$ 984.00	ADD
350-2150	CRANE CARRY DECK DSL 50000LB 70FT	\$8,096.00	\$3,078.00	\$1,155.00	ADD
350-3225	CRANE WALK-BEHIND 1950LB CAP BATTERY	\$5,225.00	\$1,932.00	\$ 782.00	ADD
405-1095	SCISSOR LIFT 19FT NARROW ELEC EE RATED	\$ 426.00	\$ 231.00	\$ 112.00	ADD
415-1505	PIPE RACK FOR SKYJACK RT SCISSOR	\$ 215.00	\$ 102.00	\$ 61.00	ADD
450-2123	WAREHOUSE FORKLIFT 5000LB PNEU LPS	\$ 989.00	\$ 428.00	\$ 167.00	ADD
460-1077	TELEHANDLER 10000LB 75FT LIFT CAB	\$12,555.00	\$4,860.00	\$1,620.00	ADD
480-4179	CABLE REEL ROLL 7.5 TON	\$1,476.00	\$ 518.00	\$ 162.00	ADD
490-1014	FORKLIFT ATTACHMENT BOOM STAND	\$1,292.00	\$ 535.00	\$ 178.00	ADD
490-1460	FORKLIFT ATTACHMENT 48IN FORKS	\$ 181.00	\$ 86.00	\$ 27.00	ADD
499-0600	TRACKS/600S	\$2,268.00	\$ 810.00	\$ 284.00	ADD
501-1021	20KW GENERATOR DSL HYBRID	\$5,265.00	\$1,944.00	\$ 725.00	ADD

**2019000318-9 Equipment Rentals and Related Products and Services****Exhibit A.5 - Platinum Additional Equipment**

<b>Cat Class</b>	<b>Description</b>	<b>Month</b>	<b>Week</b>	<b>Day</b>	<b>Type</b>
525-1270	TRANSFER SWITCH 600 AMP	\$1,406.00	\$ 515.00	\$ 267.00	ADD
525-4000	PANEL DISTRIBUTION 800AMP 600V	\$ 669.00	\$ 280.00	\$ 126.00	ADD
550-1272	WELDER TIG / STICK 208-575 AMPS ELEC	\$ 474.00	\$ 183.00	\$ 61.00	ADD
610-1530	TRAILER 36IN BULL WHEEL TENSIONER	\$2,799.00	\$1,121.00	\$ 450.00	ADD
610-1555	TRAILER POLE 15,000 LBS - 40 FT	\$1,287.00	\$ 513.00	\$ 207.00	ADD
610-1565	TRAILER POLE 24,000 LBS - 47 FT	\$1,612.00	\$ 644.00	\$ 259.00	ADD
610-2599	TRAILER OPEN TOP BOX 4X8 3000 LB	\$ 340.00	\$ 161.00	\$ 42.00	ADD
610-3015	TRAILER COOLDOWN AIR CONDITIONED	\$2,106.00	\$ 842.00	\$ 337.00	ADD
639-1200	TOW TRACTOR WAREHOUSE STAND-UP	\$ 729.00	\$ 256.00	\$ 102.00	ADD
659-5052	TRUCK PICKUP 1/2 T CRW 4WD GAS LIFT	\$1,485.00	\$ 585.00	\$ 167.00	ADD
659-5104	TRUCK PICKUP 3/4 T CRW 4WD GAS LIFT	\$1,575.00	\$ 628.00	\$ 184.00	ADD
659-6296	TRUCK BUCKET 33 FT INSULATED GAS	\$4,356.00	\$1,710.00	\$ 585.00	ADD
659-6305	TRUCK DIGGER 45 FT CENTER MOUNT INS	\$4,253.00	\$1,474.00	\$ 507.00	ADD
659-6442	TERMINAL TRACTOR SIGL AXE 2X4 ON-RD	\$4,668.00	\$1,635.00	\$ 561.00	ADD
659-8220	TRUCK DUMP BED 8FT POLYMER 3.1 YD 6K	\$ 792.00	\$ 317.00	\$ 127.00	ADD
659-8225	TRUCK DUMP BED 8FT STEEL 2.0 YD 6K LBS	\$ 747.00	\$ 299.00	\$ 120.00	ADD
659-8230	TRUCK DUMP BED 8FT S STEEL 2.0 YD 6K	\$1,130.00	\$ 452.00	\$ 181.00	ADD
801-1330	PUMP VAC ASSIST 18IN DSL	\$13,525.00	\$4,977.76	\$1,673.70	MOD
920-1183	INCREASER / REDUCER 24X18	\$ 731.23	\$ 243.74	\$ 81.25	ADD
920-2324	PIPE ADAPTER 4 FLANGE X F NPT	\$ 9.75	\$ 3.25	\$ 1.08	ADD
920-3580	PIPE SUPPORT BLOCK	\$ 3.25	\$ 1.62	\$ 0.81	ADD
920-4250	GATE VALVE 18	\$ 633.73	\$ 211.24	\$ 70.41	ADD
921-1828	FT OF FUSEABLE HDPE PIPE 24	\$ 49.83	\$ 19.50	\$ 6.50	ADD
921-1834	FT OF FUSEABLE HDPE PIPE 30	\$ 63.37	\$ 21.12	\$ 7.04	ADD
921-2037	BACK UP RING F/HDPE FLANGE ADAPTER 18	\$ 243.74	\$ 81.25	\$ 27.08	ADD
921-2045	BACK UP RING F/HDPE FLANGE ADAPTER 24	\$ 341.24	\$ 113.75	\$ 37.92	ADD
921-2049	BACK UP RING F/HDPE FLANGE ADAPTER 30	\$ 438.74	\$ 146.25	\$ 48.75	ADD
921-2248	HDPE FITTING 24X45 DEG	\$ 438.74	\$ 146.25	\$ 48.75	ADD
921-2250	HDPE FITTING 24X90 DEG	\$ 438.74	\$ 146.25	\$ 48.75	ADD
921-2260	HDPE FITTING 30X45 DEG	\$ 633.73	\$ 211.24	\$ 70.41	ADD
921-2262	HDPE FITTING 30X90 DEG	\$ 633.73	\$ 211.24	\$ 70.41	ADD
921-2299	HDPE REDUCER 30 DOWN TO ALL	\$ 926.22	\$ 308.74	\$ 102.91	ADD
921-4434	4" AIR VENT AV-150	\$ 48.75	\$ 16.25	\$ 5.42	ADD
940-4000	SOLAR BATTERY CHARGER/MAINTAINER	\$ 146.25	\$ 48.75	\$ 16.25	ADD

**2019000318-9 Equipment Rentals and Related Products and Services****Exhibit A.5 - Gold Additional Equipment**

Cat Class	Description	Month	Week	Day	Type
100-1441	CORE DRILL UPTO 6IN HAND HELD/BATTERY	\$ 709.00	\$ 336.00	\$ 95.00	ADD
100-1895	CONCRETE TRACK BUGGY 16CU FT SWIVEL GAS	\$ 1,775.00	\$ 855.00	\$ 221.00	ADD
100-5300	SANDER ORBITAL 12 IN FLOOR	\$ 425.00	\$ 214.00	\$ 57.00	ADD
105-1742	VACUUM DROP BAG DRY 300 CFM 240V 3PH	\$ 788.00	\$ 341.00	\$ 89.00	ADD
105-3705	SCRUBBER MOP W/B 18 IN PATH BATTERY	\$ 1,325.00	\$ 594.00	\$ 149.00	ADD
110-2034	LIGHT FLOOD FLOOR LED 40W H.D.	\$ 130.00	\$ 65.00	\$ 22.00	ADD
110-2049	LIGHT FLOOD 400W MH HAZ LOC CLS1 DIV2	\$ 306.00	\$ 122.00	\$ 45.00	ADD
115-2235	MOWER BRUSH 36-48IN RIDING GAS 4WD	\$ 1,064.00	\$ 500.00	\$ 142.00	ADD
125-1595	CAMERA SEWER 1-1/2-3 HANDHELD	\$ 693.00	\$ 360.00	\$ 171.00	ADD
130-1655	WRENCH IMPACT 3/4 IN BATTERY	\$ 351.00	\$ 167.00	\$ 50.00	ADD
135-2605	WRENCH IMPACT 1 AIR PISTOL GRIP	\$ 414.00	\$ 180.00	\$ 63.00	ADD
150-1600	PLATE COMPACTOR 1100LB-1199LB REVERSBLE	\$ 2,669.00	\$ 1,238.00	\$ 324.00	ADD
150-3320	PLATE ATT 34IN 19-24MT EXCAVATOR 21000LB	\$ 2,453.00	\$ 1,139.00	\$ 297.00	ADD
175-1102	SURVEILLANCE TRAILER NO CAMERA SOLAR	\$ 630.00	\$ 324.00	\$ 135.00	ADD
200-1045	MINI TRACK LOADER W/B > 1,000LB CAP DSL	\$ 2,250.00	\$ 945.00	\$ 356.00	ADD
225-0010	COUPLER/EXCAVATOR	\$ 405.00	\$ 135.00	\$ 45.00	ADD
290-1036	WB LOADER STANDARD BUCKET 41-44 4.3CF	\$ 81.00	\$ 28.00	\$ 10.00	ADD
290-2064	SKIDSTEER ROT MOWER 8IN CAP 60IN DECK HF	\$ 2,376.00	\$ 1,139.00	\$ 432.00	ADD
290-2402	SKIDSTEER ATTACHMENT BUCKET 72IN LOW-PRO	\$ 81.00	\$ 28.00	\$ 10.00	ADD
290-2600	TOOLCAT ATTACHMENT SPREADER	\$ 599.00	\$ 261.00	\$ 90.00	ADD
290-5395	MINI-EX <19K LBS BUCKET SMOOTH 42IN QC	\$ 201.00	\$ 71.00	\$ 30.00	ADD
290-6105	EXCAVAT 28K-39K BUCKET TRENCH 72IN QC	\$ 402.00	\$ 142.00	\$ 60.00	ADD
290-7038	FORKS FOR 1-1.4 YD WHEEL LOADER 48-60IN	\$ 491.00	\$ 260.00	\$ 95.00	ADD
290-7070	FORKS FOR 4.0-4.5 YD WHEEL LOADER 60IN	\$ 630.00	\$ 315.00	\$ 122.00	ADD
290-7075	FORKS FOR 4.0-4.5 YD WHEEL LOADER 72IN	\$ 711.00	\$ 333.00	\$ 144.00	ADD
290-7085	FORKS FOR 4.0-4.5 YD WHEEL LOADER 96IN	\$ 765.00	\$ 383.00	\$ 158.00	ADD
310-4195	TEST PIPE PLUG 8-16IN	\$ 210.00	\$ 70.00	\$ 35.00	ADD
350-2110	CRANE CARRY DECK DSL 36000LB 50FT	\$ 6,484.00	\$ 2,594.00	\$ 992.00	ADD
350-2115	CRANE CARRY DECK LPG 36000LB 50FT	\$ 7,196.00	\$ 2,993.00	\$ 1,093.00	ADD
350-2150	CRANE CARRY DECK DSL 50000LB 70FT	\$ 8,996.00	\$ 3,420.00	\$ 1,283.00	ADD
350-3225	CRANE WALK-BEHIND 1950LB CAP BATTERY	\$ 5,805.00	\$ 2,147.00	\$ 869.00	ADD
405-1095	SCISSOR LIFT 19FT NARROW ELEC EE RATED	\$ 473.00	\$ 257.00	\$ 124.00	ADD
415-1505	PIPE RACK FOR SKYJACK RT SCISSOR	\$ 239.00	\$ 113.00	\$ 68.00	ADD
450-2123	WAREHOUSE FORKLIFT 5000LB PNEU LPS	\$ 1,099.00	\$ 475.00	\$ 185.00	ADD
460-1077	TELEHANDLER 10000LB 75FT LIFT CAB	\$ 13,950.00	\$ 5,400.00	\$ 1,800.00	ADD
480-4179	CABLE REEL ROLL 7.5 TON	\$ 1,640.00	\$ 575.00	\$ 180.00	ADD
490-1014	FORKLIFT ATTACHMENT BOOM STAND 2-17000LB	\$ 1,436.00	\$ 594.00	\$ 198.00	ADD
490-1460	FORKLIFT ATTACHMENT 48IN FORKS	\$ 201.00	\$ 95.00	\$ 30.00	ADD
499-0600	TRACKS/600S	\$ 2,520.00	\$ 900.00	\$ 315.00	ADD
501-1021	20KW GENERATOR DSL HYBRID	\$ 5,850.00	\$ 2,160.00	\$ 806.00	ADD
525-1270	TRANSFER SWITCH 600 AMP	\$ 1,562.00	\$ 572.00	\$ 297.00	ADD
525-4000	PANEL DISTRIBUTION 800AMP 600V	\$ 743.00	\$ 311.00	\$ 140.00	ADD
550-1272	WELDER TIG / STICK 208-575 AMPS ELEC	\$ 527.00	\$ 203.00	\$ 68.00	ADD
610-1530	TRAILER 36IN BULL WHEEL TENSIONER	\$ 3,110.00	\$ 1,245.00	\$ 500.00	ADD
610-1555	TRAILER POLE 15,000 LBS - 40 FT	\$ 1,430.00	\$ 570.00	\$ 230.00	ADD
610-1565	TRAILER POLE 24,000 LBS - 47 FT	\$ 1,791.00	\$ 716.00	\$ 288.00	ADD



**2019000318-9 Equipment Rentals and Related Products and Services**  
**Exhibit A.5 - Gold Additional Equipment**

<b>Cat Class</b>	<b>Description</b>	<b>Month</b>	<b>Week</b>	<b>Day</b>	<b>Type</b>
610-2599	TRAILER OPEN TOP BOX 4X8 3000 LB	\$ 378.00	\$ 179.00	\$ 47.00	ADD
610-3015	TRAILER COOLDOWN AIR CONDITIONED	\$ 2,340.00	\$ 936.00	\$ 374.00	ADD
639-1200	TOW TRACTOR WAREHOUSE STAND-UP ELECTRIC	\$ 810.00	\$ 284.00	\$ 113.00	ADD
659-5052	TRUCK PICKUP 1/2 T CRW 4WD GAS LIFT GATE	\$ 1,650.00	\$ 650.00	\$ 185.00	ADD
659-5104	TRUCK PICKUP 3/4 T CRW 4WD GAS LIFT GATE	\$ 1,750.00	\$ 698.00	\$ 204.00	ADD
659-6296	TRUCK BUCKET 33 FT INSULATED GAS	\$ 4,840.00	\$ 1,900.00	\$ 650.00	ADD
659-6305	TRUCK DIGGER 45 FT CENTER MOUNT INS DSL	\$ 4,725.00	\$ 1,638.00	\$ 563.00	ADD
659-6442	TERMINAL TRACTOR SIGL AXE 2X4 ON-RD DSL	\$ 5,187.00	\$ 1,817.00	\$ 623.00	ADD
659-8220	TRUCK DUMP BED 8FT POLYMER 3.1 YD 6K LBS	\$ 880.00	\$ 352.00	\$ 141.00	ADD
659-8225	TRUCK DUMP BED 8FT STEEL 2.0 YD 6K LBS	\$ 830.00	\$ 332.00	\$ 133.00	ADD
659-8230	TRUCK DUMP BED 8FT S STEEL 2.0 YD 6K LBS	\$ 1,255.00	\$ 502.00	\$ 201.00	ADD
801-1330	PUMP VAC ASSIST 18IN DSL	\$ 14,878.00	\$ 5,476.00	\$ 1,841.00	MOD
920-1183	INCREASER / REDUCER 24X18	\$ 804.00	\$ 268.00	\$ 89.00	ADD
920-2324	PIPE ADAPTER 4 FLANGE X F NPT	\$ 11.00	\$ 4.00	\$ 1.00	ADD
920-3580	PIPE SUPPORT BLOCK	\$ 4.00	\$ 2.00	\$ 1.00	ADD
920-4250	GATE VALVE 18	\$ 697.00	\$ 232.00	\$ 77.00	ADD
921-1828	FT OF FUSEABLE HDPE PIPE 24	\$ 55.00	\$ 21.00	\$ 7.00	ADD
921-1834	FT OF FUSEABLE HDPE PIPE 30	\$ 70.00	\$ 23.00	\$ 8.00	ADD
921-2037	BACK UP RING F/HDPE FLANGE ADAPTER 18	\$ 268.00	\$ 89.00	\$ 30.00	ADD
921-2045	BACK UP RING F/HDPE FLANGE ADAPTER 24	\$ 375.00	\$ 125.00	\$ 42.00	ADD
921-2049	BACK UP RING F/HDPE FLANGE ADAPTER 30	\$ 483.00	\$ 161.00	\$ 54.00	ADD
921-2248	HDPE FITTING 24X45 DEG	\$ 483.00	\$ 161.00	\$ 54.00	ADD
921-2250	HDPE FITTING 24X90 DEG	\$ 483.00	\$ 161.00	\$ 54.00	ADD
921-2260	HDPE FITTING 30X45 DEG	\$ 697.00	\$ 232.00	\$ 77.00	ADD
921-2262	HDPE FITTING 30X90 DEG	\$ 697.00	\$ 232.00	\$ 77.00	ADD
921-2299	HDPE REDUCER 30 DOWN TO ALL	\$ 1,019.00	\$ 340.00	\$ 113.00	ADD
921-4434	4" AIR VENT AV-150	\$ 54.00	\$ 18.00	\$ 6.00	ADD
940-4000	SOLAR BATTERY CHARGER/MAINTAINER	\$ 161.00	\$ 54.00	\$ 18.00	ADD



# CERTIFICATE OF LIABILITY INSURANCE

DATE(MM/DD/YYYY)  
06/28/2023

**THIS CERTIFICATE IS ISSUED AS A MATTER OF INFORMATION ONLY AND CONFERS NO RIGHTS UPON THE CERTIFICATE HOLDER. THIS CERTIFICATE DOES NOT AFFIRMATIVELY OR NEGATIVELY AMEND, EXTEND OR ALTER THE COVERAGE AFFORDED BY THE POLICIES BELOW. THIS CERTIFICATE OF INSURANCE DOES NOT CONSTITUTE A CONTRACT BETWEEN THE ISSUING INSURER(S), AUTHORIZED REPRESENTATIVE OR PRODUCER, AND THE CERTIFICATE HOLDER.**

**IMPORTANT: If the certificate holder is an ADDITIONAL INSURED, the policy(ies) must have ADDITIONAL INSURED provisions or be endorsed. If SUBROGATION IS WAIVED, subject to the terms and conditions of the policy, certain policies may require an endorsement. A statement on this certificate does not confer rights to the certificate holder in lieu of such endorsement(s).**

<b>PRODUCER</b> Aon Risk Services South, Inc. Charlotte NC Office 1111 Metropolitan Avenue, Suite 400 Charlotte NC 28204 USA	<b>CONTACT NAME:</b> PHONE (A/C. No. Ext): (866) 283-7122      FAX (A/C. No.): (800) 363-0105		
	<b>E-MAIL ADDRESS:</b>		
<b>INSURED</b> HERC Rentals Inc. 27500 Riverview Center Blvd Bonita Springs FL 34134 USA	<b>INSURER(S) AFFORDING COVERAGE</b>		<b>NAIC #</b>
	INSURER A: National Union Fire Ins Co of Pittsburgh		19445
	INSURER B: AIU Insurance Company		19399
	INSURER C:		
	INSURER D:		
	INSURER E:		
INSURER F:			

Holder Identifier :

**COVERAGES**      **CERTIFICATE NUMBER: 570100331711**      **REVISION NUMBER:**

THIS IS TO CERTIFY THAT THE POLICIES OF INSURANCE LISTED BELOW HAVE BEEN ISSUED TO THE INSURED NAMED ABOVE FOR THE POLICY PERIOD INDICATED. NOTWITHSTANDING ANY REQUIREMENT, TERM OR CONDITION OF ANY CONTRACT OR OTHER DOCUMENT WITH RESPECT TO WHICH THIS CERTIFICATE MAY BE ISSUED OR MAY PERTAIN, THE INSURANCE AFFORDED BY THE POLICIES DESCRIBED HEREIN IS SUBJECT TO ALL THE TERMS, EXCLUSIONS AND CONDITIONS OF SUCH POLICIES. LIMITS SHOWN MAY HAVE BEEN REDUCED BY PAID CLAIMS. **Limits shown are as requested**

INSR LTR	TYPE OF INSURANCE	ADDL INSD	SUBR WVD	POLICY NUMBER	POLICY EFF (MM/DD/YYYY)	POLICY EXP (MM/DD/YYYY)	LIMITS
A	<input checked="" type="checkbox"/> COMMERCIAL GENERAL LIABILITY <input type="checkbox"/> CLAIMS-MADE <input checked="" type="checkbox"/> OCCUR  GEN'L AGGREGATE LIMIT APPLIES PER: <input type="checkbox"/> POLICY <input checked="" type="checkbox"/> PRO-JECT <input type="checkbox"/> LOC OTHER:			6882290	06/30/2023	06/30/2024	EACH OCCURRENCE \$3,000,000 DAMAGE TO RENTED PREMISES (Ea occurrence) \$500,000 MED EXP (Any one person) \$5,000 PERSONAL & ADV INJURY \$3,000,000 GENERAL AGGREGATE \$6,000,000 PRODUCTS - COMP/OP AGG \$6,000,000
A	<b>AUTOMOBILE LIABILITY</b>			9767501	06/30/2023	06/30/2024	COMBINED SINGLE LIMIT (Ea accident) \$5,000,000
B	<input checked="" type="checkbox"/> ANY AUTO			9767502	06/30/2023	06/30/2024	BODILY INJURY (Per person)
A	<input type="checkbox"/> OWNED AUTOS ONLY <input type="checkbox"/> HIRED AUTOS ONLY <input type="checkbox"/> SCHEDULED AUTOS <input type="checkbox"/> NON-OWNED AUTOS ONLY			9767503	06/30/2023	06/30/2024	BODILY INJURY (Per accident)
				VA			PROPERTY DAMAGE (Per accident)
	<input type="checkbox"/> UMBRELLA LIAB <input type="checkbox"/> OCCUR <input type="checkbox"/> EXCESS LIAB <input type="checkbox"/> CLAIMS-MADE <input type="checkbox"/> DED <input type="checkbox"/> RETENTION						EACH OCCURRENCE AGGREGATE
B	<b>WORKERS COMPENSATION AND EMPLOYERS' LIABILITY</b> ANY PROPRIETOR / PARTNER / EXECUTIVE OFFICER/MEMBER EXCLUDED? (Mandatory in NH) If yes, describe under DESCRIPTION OF OPERATIONS below			015825017	06/30/2023	06/30/2024	<input checked="" type="checkbox"/> PER STATUTE <input type="checkbox"/> OTH-ER
B				AOS	06/30/2023	06/30/2024	E.L. EACH ACCIDENT \$1,000,000
				015825018			E.L. DISEASE-EA EMPLOYEE \$1,000,000
				WI			E.L. DISEASE-POLICY LIMIT \$1,000,000

Certificate No : 570100331711

**DESCRIPTION OF OPERATIONS / LOCATIONS / VEHICLES (ACORD 101, Additional Remarks Schedule, may be attached if more space is required)**  
 RE: Contract No. 2020001113. Certificate Holder is included as Additional Insured in accordance with the policy provisions of the General Liability and Automobile Liability policies. A waiver of subrogation is granted in favor of Certificate Holder in accordance with the policy provisions of the workers' compensation policy.

<b>CERTIFICATE HOLDER</b>  City of Charlotte 600 East Fourth Street Charlotte NC 28202 USA	<b>CANCELLATION</b>  SHOULD ANY OF THE ABOVE DESCRIBED POLICIES BE CANCELLED BEFORE THE EXPIRATION DATE THEREOF, NOTICE WILL BE DELIVERED IN ACCORDANCE WITH THE POLICY PROVISIONS.  AUTHORIZED REPRESENTATIVE  
--	--

AGENCY CUSTOMER ID: 570000070531

LOC #:



# ADDITIONAL REMARKS SCHEDULE

Page \_ of \_

AGENCY Aon Risk Services South, Inc.		NAMED INSURED HERC Rentals Inc.	
POLICY NUMBER See Certificate Number: 570100331711			
CARRIER See Certificate Number: 570100331711	NAIC CODE	EFFECTIVE DATE:	

**ADDITIONAL REMARKS**

**THIS ADDITIONAL REMARKS FORM IS A SCHEDULE TO ACORD FORM,  
FORM NUMBER: ACORD 25 FORM TITLE: Certificate of Liability Insurance**

INSURER(S) AFFORDING COVERAGE	NAIC #
INSURER	
INSURER	
INSURER	
INSURER	

**ADDITIONAL POLICIES** If a policy below does not include limit information, refer to the corresponding policy on the ACORD certificate form for policy limits.

INSR LTR	TYPE OF INSURANCE	ADDL INSD	SUBR WVD	POLICY NUMBER	POLICY EFFECTIVE DATE (MM/DD/YYYY)	POLICY EXPIRATION DATE (MM/DD/YYYY)	LIMITS
	WORKERS COMPENSATION						
B		N/A		015825019 CA	06/30/2023	06/30/2024	
A		N/A		1647427 EX workers Comp (NC, OK) SIR applies per policy terms & conditions	06/30/2023	06/30/2024	



**STATE OF NORTH CAROLINA  
COUNTY OF MECKLENBURG**

**TENTH AMENDMENT TO THE AGREEMENT TO PROVIDE  
EQUIPMENT RENTALS AND RELATED PRODUCTS AND SERVICES**

**THIS TENTH AMENDMENT TO THE AGREEMENT TO PROVIDE EQUIPMENT RENTALS AND RELATED PRODUCTS AND SERVICES** (this "Tenth Amendment") is made and entered into this 19 of October 2023, by and between Herc Rentals, Inc., a Florida corporation doing business in North Carolina (the "Company"), and the City of Charlotte, a North Carolina municipal corporation (the "City").

**Statement of Background and Intent**

- A. A. The City of Charlotte and the Company entered into an Agreement for Equipment Rentals and Related Products and Services dated November 1, 2018 (the "Contract") pursuant to which the Company agreed to provide Equipment Rentals and Related Products and Services for the City of Charlotte.
- B. The parties amended the Contract on July 15, 2019, to incorporate an updated equipment list and gold and platinum pricing schedules.
- C. The parties amended the Contract on January 1, 2020, to incorporate an updated equipment list and gold and platinum pricing schedules.
- D. The parties amended the Contract on January 1, 2021, to incorporate an updated equipment list, gold and platinum pricing schedules, and the option to recover any administrative or contract fees imposed by any Participating Public Agency.
- E. The parties amended the Contract on August 23, 2021, to replace the Pricing Schedules with the addition of new equipment.
- F. The parties amended the Contract on January 1, 2022, to make adjustments to unit pricing, to replace the Commercial Non-Discrimination clause, and to incorporate certain other changes.
- G. The parties amended the Contract on February 1, 2022, to delete and replace the CBI Form 4 documents.
- H. The parties amended the Contract on July 20, 2022, to incorporate an updated equipment list and gold and platinum pricing schedules, add a CBI Form 4, and incorporate certain other changes.
- I. The parties amended the Contract to extend the Term of the Contract by the first of two (2) two-year renewal terms, to incorporate an updated equipment list and gold and platinum pricing schedules, and to incorporate updated discount schedules for equipment purchases.
- J. The parties amended the Contract to include additional add-ons shown in Exhibit A.5 and to incorporate certain other changes.
- K. The parties desire to amend the Contract to incorporate an updated equipment list and gold and platinum pricing schedules as shown in Exhibit A.5 and to incorporate certain other changes.

NOW, THEREFORE, in consideration of the mutual covenants and agreements contained herein, the parties hereby agree to the following:

## A G R E E M E N T

1. The terms of the Contract are restated by and incorporated into this Tenth Amendment by reference.
2. Defined terms used in this Tenth Amendment shall have the same meaning as are assigned to such terms in the Contract.
3. The Pricing Schedules in Exhibit A of the Contract are hereby updated to include the addition of new category class equipment and price increases which are attached as Exhibit A.5.
4. Except to the extent specifically provided above, this amendment shall not be interpreted or construed as waiving any rights, obligations, remedies, or claims the parties may otherwise have under the Contract.
5. In all other respects and except as modified herein, the terms of the Contract shall remain in force and effect.

*[Signature Page Follows]*

IN WITNESS WHEREOF, and in acknowledgment that the parties hereto have read and understood each and every provision hereof, the parties have caused this Tenth Amendment to be executed as of the date first written above.

HERC RENTALS, INC.:

BY:   
(Signature)

PRINT NAME: Jason Oosterbeek

TITLE: Vice President

DATE: 10/5/2023

CITY MANAGER'S OFFICE  
OFFICE/DEPARTMENT/DIVISION

BY: See Attachment Below  
(Signature)

PRINT NAME: \_\_\_\_\_

TITLE: \_\_\_\_\_

DATE: \_\_\_\_\_



**Digital Contract Routing Form  
Non-Encumbered**

Date Submitted: October 18, 2023

Submitted by: Angelica Witherell

Submitter email: angelica.witherell@charlottenc.gov

Contract #: 2019000318

Amendment #: 10

Contract Name: CCPA Citywide Equipment Rentals and Related Products and Services

Vendor Legal Name: Herc Rentals, Inc.

Vendor #: 20941

**REQUIRED ATTACHMENT(S):**

Use the Paperclip icon to attach a full Contract Document Routing Packet for review by the authorized City individual with signature authority. The Routing Packet **MUST** include all required components per the direction provided at:

The following signatures, once completed, shall be incorporated by reference into the contractual document identified above.

**City of Charlotte**

eSigned via SeamlessDocs.com  
*Liz Babson*  
Key: f08f2b82106208b08804836a6d96b8

**2019000318-10 Equipment Rentals and Related Product Services**  
**Exhibit A.5 - Platinum Additional Equipment**

Cat Class	Description	Month	Week	Day	Type
100-1050	ROTARY HAMMER 1/4-1 IN SDS BATTERY	\$ 363.00	\$ 171.00	\$ 47.00	
100-1090	ROTARY HAMMER 3/16-3/4IN SDS PLUS ELEC	\$ 363.00	\$ 171.00	\$ 47.00	
100-1110	ROTARY HAMMER SDS MAX COMBO 1-9/16IN BAT	\$ 363.00	\$ 171.00	\$ 47.00	
100-1140	ROTARY HAMMER SDS MAX COMBO 1/2-6IN ELEC	\$ 434.00	\$ 205.00	\$ 58.00	
100-1150	ROTARY HAMMER SDS MAX COMBO 1/2-3IN ELEC	\$ 434.00	\$ 205.00	\$ 58.00	
100-1250	BREAKER 20-24LB ELEC DEMO HAMMER	\$ 434.00	\$ 205.00	\$ 58.00	
100-1260	BREAKER 25-29LB ELEC	\$ 502.00	\$ 237.00	\$ 67.00	
100-1270	BREAKER 30-39LB ELEC	\$ 616.00	\$ 288.00	\$ 83.00	
100-1275	BREAKER 30-39LB BATTERY	\$ 724.00	\$ 343.00	\$ 97.00	
100-1300	BREAKER 60-69LB ELEC	\$ 724.00	\$ 343.00	\$ 97.00	
100-1320	CART FOR ELECTRIC BREAKER	\$ 471.00	\$ 222.00	\$ 63.00	
100-1410	CONCRETE SCANNER IMAGE DETECTION SYSTEM	\$ 4,464.00	\$ 1,560.00	\$ 530.00	
100-1420	CORE DRILL UP TO 3IN HAND HELD ELEC	\$ 626.00	\$ 326.00	\$ 91.00	
100-1440	CORE DRILL UPTO 6IN HAND HELD/STAND ELEC	\$ 670.00	\$ 339.00	\$ 97.00	
100-1441	CORE DRILL UPTO 6IN HAND HELD/BATTERY	\$ 670.00	\$ 339.00	\$ 97.00	
100-1470	CORE DRILL UP TO 12IN STAND ELEC	\$ 814.00	\$ 381.00	\$ 111.00	
100-1550	DRILL 1/2IN ELEC	\$ 145.00	\$ 68.00	\$ 19.00	
100-1570	DRILL 3/8IN BATTERY	\$ 145.00	\$ 68.00	\$ 19.00	
100-1620	CONCRETE MIXER 3-5CU. FT. PORTABLE ELEC	\$ 434.00	\$ 206.00	\$ 58.00	
100-1690	CONCRETE MIXER 9 CU. FT. TOWABLE GAS	\$ 679.00	\$ 321.00	\$ 91.00	
100-1710	CONCRETE MIXER 12 CU. FT. TOWABLE GAS	\$ 739.00	\$ 353.00	\$ 98.00	
100-1720	MORTAR MIXER 4 CU. FT. PORTABLE ELEC	\$ 471.00	\$ 222.00	\$ 63.00	
100-1740	MORTAR MIXER 6 CU. FT. TOWABLE GAS	\$ 679.00	\$ 321.00	\$ 91.00	
100-1750	MORTAR MIXER 7 CU. FT. TOWABLE GAS	\$ 679.00	\$ 321.00	\$ 91.00	
100-1760	MORTAR MIXER 8 CU. FT. TOWABLE GAS	\$ 679.00	\$ 321.00	\$ 91.00	
100-1770	MORTAR MIXER 9 CU. FT. TOWABLE GAS	\$ 679.00	\$ 321.00	\$ 91.00	
100-1780	MORTAR MIXER 12 CU. FT. TOWABLE GAS	\$ 725.00	\$ 344.00	\$ 101.00	
100-1805	TILT DEBRIS CART 650LB TRACK GAS	\$ 963.00	\$ 460.00	\$ 130.00	
100-1807	POWER WAGON W/SIDES 13 CU FT BATTERY	\$ 632.00	\$ 313.00	\$ 106.00	ADD
100-1850	CONCRETE W/B PUSH BUGGY 6 CU FT	\$ 180.00	\$ 86.00	\$ 24.00	
100-1862	CONCRETE WHEEL BUGGY 8-10 CU FT BATT	\$ 628.00	\$ 280.00	\$ 97.00	
100-1864	CONCRETE WHEEL BUGGY 11-12 CU FT BATT	\$ 963.00	\$ 400.00	\$ 153.00	
100-1865	CONCRETE WHEEL BUGGY 16 CU FT. LPG	\$ 1,274.00	\$ 595.00	\$ 177.00	
100-1870	CONCRETE WHEEL BUGGY 16 CU FT GAS	\$ 879.00	\$ 474.00	\$ 153.00	
100-1885	CONCRETE TRACK BUGGY 12 CU FT GAS	\$ 1,274.00	\$ 609.00	\$ 177.00	
100-1890	CONCRETE TRACK BUGGY 16 CU FT GAS	\$ 1,274.00	\$ 609.00	\$ 177.00	
100-1895	CONCRETE TRACK BUGGY 16CU FT SWIVEL GAS	\$ 1,651.00	\$ 814.00	\$ 209.00	
100-1910	CONCRETE BUCKET 3/4 YD	\$ 290.00	\$ 111.00	\$ 44.00	
100-1920	CONCRETE BUCKET 1 YD	\$ 290.00	\$ 111.00	\$ 44.00	
100-1930	CONCRETE BUCKET 1-1/2 YD	\$ 414.00	\$ 153.00	\$ 63.00	
100-1940	CONCRETE BUCKET 2 YD	\$ 430.00	\$ 189.00	\$ 73.00	
100-1950	CUTTER REBAR UP TO 1 IN	\$ 471.00	\$ 222.00	\$ 63.00	
100-2110	CONCRETE VIBRATOR 1HP ELEC	\$ 465.00	\$ 219.00	\$ 60.00	
100-2120	CONCRETE VIBRATOR 2HP ELEC	\$ 465.00	\$ 219.00	\$ 60.00	

100-2130	CONCRETE VIBRATOR 3HP ELEC	\$ 465.00	\$ 219.00	\$ 60.00	
100-2230	HIGH FREQ INTERNAL CONCRETE VIBRATOR	\$ 616.00	\$ 292.00	\$ 83.00	
100-2360	CONCRETE VIBRATOR BACKPACK GAS	\$ 508.00	\$ 240.00	\$ 67.00	
100-2500	CONCRETE SCREED PORTABLE 10-16FT GAS	\$ 572.00	\$ 274.00	\$ 77.00	
100-2595	CONCRETE TROWEL MACHINE 24IN W/B GAS	\$ 605.00	\$ 292.00	\$ 83.00	
100-2600	CONCRETE TROWEL MACHINE 36IN W/B GAS	\$ 605.00	\$ 292.00	\$ 83.00	
100-2610	CONCRETE TROWEL MACHINE 46IN W/B GAS	\$ 651.00	\$ 321.00	\$ 91.00	
100-2620	CONCRETE TROWEL MACHINE 48IN W/B GAS	\$ 651.00	\$ 321.00	\$ 91.00	
100-2650	CONCRETE TROWEL 72-96 POWER RIDE-ON GAS	\$ 1,811.00	\$ 828.00	\$ 241.00	
100-2700	CONCRETE CUTOFF SAW 12IN DUSTLES HH ELEC	\$ 434.00	\$ 206.00	\$ 58.00	
100-2705	CONCRETE CUTOFF SAW 12IN HAND HELD BATT	\$ 666.00	\$ 287.00	\$ 88.00	
100-2710	CONCRETE CUTOFF SAW 14IN HAND HELD ELEC	\$ 434.00	\$ 206.00	\$ 58.00	
100-2720	CONCRETE CUTOFF SAW 12IN HAND HELD GAS	\$ 542.00	\$ 251.00	\$ 73.00	
100-2730	CONCRETE CUTOFF SAW 14IN HAND HELD GAS	\$ 542.00	\$ 251.00	\$ 73.00	
100-2740	CONCRETE CUTOFF SAW 16IN HAND HELD GAS	\$ 609.00	\$ 279.00	\$ 83.00	
100-2775	CONCRETE CUTNBRK SAW 14IN HAND HELD ELEC	\$ 471.00	\$ 214.00	\$ 60.00	
100-2780	CONCRETE CUTNBRK SAW 16IN HAND HELD GAS	\$ 542.00	\$ 257.00	\$ 73.00	
100-2810	CONCRETE PUSH 20IN W/B SAW 10-19 HP GAS	\$ 614.00	\$ 292.00	\$ 83.00	
100-2820	CONCRETE SP 20IN W/B SAW 10-19 HP GAS	\$ 874.00	\$ 414.00	\$ 121.00	
100-2840	CONCRETE SP 24IN W/B SAW 20-29 HP GAS	\$ 1,060.00	\$ 502.00	\$ 144.00	
100-2850	CONCRETE SP 30IN W/B SAW 30-39 HP GAS	\$ 1,488.00	\$ 711.00	\$ 233.00	
100-2870	CONCRETE PUSH WB SAW 0-9 HP ELEC 240V 1P	\$ 724.00	\$ 343.00	\$ 97.00	
100-2895	CONCRETE SELFPROP W/B SAW 20-29 HP LPN	\$ 1,135.00	\$ 535.00	\$ 153.00	
100-2910	CONCRETE SP 36IN W/B SAW 40-49 HP DSL	\$ 1,767.00	\$ 828.00	\$ 298.00	
100-2925	CONCRETE SELFPROP W/B SAW 70 - 79 HP DSL	\$ 2,381.00	\$ 1,152.00	\$ 456.00	
100-2950	CONCRETE EARLY ENTRY SAW PUSH 6IN GAS	\$ 977.00	\$ 442.00	\$ 126.00	
100-3070	CONCRETE BRICK SAW 14IN ELEC	\$ 652.00	\$ 308.00	\$ 86.00	
100-3080	CONCRETE BRICK SAW 14IN GAS	\$ 652.00	\$ 308.00	\$ 86.00	
100-3220	TILE AND STONE COMBICUT SAW 10IN ELEC	\$ 471.00	\$ 222.00	\$ 63.00	
100-3230	TILE SAW UP TO 10IN ELEC	\$ 471.00	\$ 222.00	\$ 63.00	
100-3410	CURB MOLDING MACHINE GAS	\$ 2,330.00	\$ 1,051.00	\$ 377.00	
100-4000	FLOOR SCRAPER W/B 120LB ELEC	\$ 1,009.00	\$ 448.00	\$ 112.00	
100-4025	FLOOR SCRAPER W/B 500LB ELEC/HYDRAULIC	\$ 3,078.00	\$ 1,322.00	\$ 442.00	
100-4030	FLOOR SCRAPER RIDE-ON BATTERY 2300LB	\$ 5,450.00	\$ 2,783.00	\$ 930.00	
100-4035	FLOOR SCRAPER RIDE-ON BATTERY 2800LB	\$ 7,328.00	\$ 3,613.00	\$1,256.00	
100-4040	FLOOR SCRAPER RIDE-ON 2850LB LP	\$ 8,344.00	\$ 3,613.00	\$1,256.00	
100-4220	GRINDER CONCRETE FLOOR 22IN DUAL115/230V	\$ 1,087.00	\$ 548.00	\$ 145.00	
100-4230	GRINDER CONCRETE FLOOR 9-11" SINGLE 115V	\$ 905.00	\$ 456.00	\$ 121.00	
100-4235	GRINDER CONCRETE EDGE 7IN 115V 1PH	\$ 902.00	\$ 446.00	\$ 121.00	
100-4236	GRINDER CONCRETE EDGE 11IN 230V 1PH	\$ 1,609.00	\$ 698.00	\$ 163.00	
100-4237	GRINDER CONCRETE FLOOR 18IN SINGLE 120V	\$ 1,744.00	\$ 879.00	\$ 233.00	
100-4239	GRINDER CONCRETE FLOOR 16IN 240V 1PH	\$ 1,628.00	\$ 707.00	\$ 181.00	
100-4250	GRINDER CONCRETE FLOOR 10IN SINGLE GAS	\$ 1,087.00	\$ 548.00	\$ 145.00	
100-4255	GRINDER CONCRETE FLOOR 16IN GAS	\$ 1,744.00	\$ 879.00	\$ 233.00	
100-4260	GRINDER CONCRETE FLOOR 22IN DUAL GAS	\$ 1,087.00	\$ 548.00	\$ 145.00	
100-4275	GRINDER CONCRETE FLOOR 20IN 240V 1PH	\$ 2,492.00	\$ 1,074.00	\$ 321.00	
100-4281	GRINDER CONCRETE FLOOR 26IN LPG	\$ 3,985.00	\$ 1,604.00	\$ 460.00	
100-4282	GRINDER CONCRETE FLOOR 32IN 480V 3PH MAN	\$ 6,040.00	\$ 1,953.00	\$ 614.00	



100-4290	GRINDER CONCRETE CEILING W/HEPA VAC 120V	\$ 261.00	\$ 159.00	\$ 51.00	
100-4295	CONCRETE SCARIFIER PLANER 8IN 115V	\$ 2,023.00	\$ 977.00	\$ 288.00	
100-4300	CONCRETE SCARIFIER PLANER 8IN 230V 1PH	\$ 2,023.00	\$ 977.00	\$ 288.00	
100-4310	CONCRETE SCARIFIER PLANER 8IN GAS	\$ 2,023.00	\$ 977.00	\$ 288.00	
100-4320	CONCRETE SCARIFIER PLANER 10IN GAS	\$ 2,079.00	\$ 1,056.00	\$ 290.00	
100-4400	SCABBLER HANDHELD AIR	\$ 404.00	\$ 172.00	\$ 58.00	
100-4410	SCABBLER WALK BEHIND 29 IN AIR	\$ 1,082.00	\$ 533.00	\$ 241.00	
100-4510	GRINDER DIE 2-1/2 IN ELEC	\$ 70.00	\$ 37.00	\$ 14.00	
100-4560	GRINDER POLISH DIAMOND 5IN DUSTLESS ELEC	\$ 279.00	\$ 121.00	\$ 50.00	
100-4570	GRINDER DIAMOND 6IN DUSTLESS ELEC	\$ 832.00	\$ 394.00	\$ 111.00	
100-4620	FLOOR SCALER CHISEL AIR	\$ 256.00	\$ 105.00	\$ 38.00	
100-4630	SCALER NEEDLE SCALER FLUX AIR	\$ 145.00	\$ 55.00	\$ 19.00	
100-4700	SHOT BLASTER CONCRETE 8 IN 120V W/B	\$ 2,355.00	\$ 1,256.00	\$ 395.00	
100-4705	SHOT BLASTER CONCRETE 10IN 240V 3PH W/B	\$ 5,618.00	\$ 1,781.00	\$ 891.00	
100-4810	GRINDER R-ANGLE 4-1/2IN ELEC	\$ 76.00	\$ 38.00	\$ 15.00	
100-4820	GRINDER RIGHT ANGLE 5 IN ELEC	\$ 76.00	\$ 38.00	\$ 15.00	
100-4840	GRINDER RIGHT ANGLE 7 IN ELEC	\$ 76.00	\$ 38.00	\$ 15.00	
100-4970	SANDER DISC 7 IN ELEC	\$ 107.00	\$ 50.00	\$ 14.00	
100-5020	SANDER ORBITAL 12 IN FLOOR DUST CONTROL	\$ 434.00	\$ 219.00	\$ 58.00	
100-5060	SANDER DRYWALL 9 IN HEAD 62 IN REACH	\$ 363.00	\$ 171.00	\$ 47.00	
100-5160	ABRASIVE BLASTING POT 3.5 CU FT	\$ 563.00	\$ 246.00	\$ 86.00	
100-5165	ABRASIVE BLASTING POT 6.5 CU FT	\$ 1,582.00	\$ 419.00	\$ 149.00	
100-5210	NAILER FLOORING AIR	\$ 264.00	\$ 135.00	\$ 38.00	
100-5300	SANDER ORBITAL 12 IN FLOOR	\$ 419.00	\$ 219.00	\$ 58.00	
100-5310	SANDER DRUM 8 IN ELECTRIC	\$ 419.00	\$ 219.00	\$ 58.00	
100-5320	SANDER FLOOR EDGER 7 IN ELECTRIC	\$ 290.00	\$ 146.00	\$ 38.00	
100-5400	BUFFER 13IN ELECTRIC	\$ 251.00	\$ 126.00	\$ 34.00	
100-5410	BUFFER 17IN ONE SPEED 175 RPM 120V	\$ 363.00	\$ 182.00	\$ 47.00	
100-5420	BUFFER 20IN DUAL SPEED 175/320 RPM 120V	\$ 423.00	\$ 219.00	\$ 58.00	
100-5430	BURNISHER 20IN HIGH SPEED ELECTRIC	\$ 423.00	\$ 219.00	\$ 58.00	
100-5435	BURNISHER 28IN HIGH SPEED LP	\$ 1,337.00	\$ 472.00	\$ 242.00	
100-5500	SPRAYER PAINT STANDARD AIRLESS	\$ 600.00	\$ 339.00	\$ 97.00	
100-5510	SPRAYER PAINT MEDIUM AIRLESS	\$ 542.00	\$ 257.00	\$ 73.00	
100-5515	SPRAYER PAINT PAVEMENT STRIPER GAS	\$ 1,495.00	\$ 772.00	\$ 204.00	
100-5620	NAILER FRAMING AIR	\$ 218.00	\$ 102.00	\$ 28.00	
100-5630	NAILER FINISHING AIR	\$ 218.00	\$ 102.00	\$ 28.00	
100-5640	NAILER ROOFING AIR	\$ 218.00	\$ 102.00	\$ 28.00	
100-5650	STAPLER FLOORING AIR	\$ 214.00	\$ 102.00	\$ 28.00	
100-5670	NAILER SIDING AIR	\$ 218.00	\$ 102.00	\$ 28.00	
100-6000	DRILL 1/2 IN RIGHT ANGLE ELECTRIC	\$ 180.00	\$ 84.00	\$ 24.00	
100-6100	SCREWGUN	\$ 79.00	\$ 42.00	\$ 14.00	
100-6200	PLANER BENCH 12 IN ELEC	\$ 391.00	\$ 214.00	\$ 73.00	
100-6510	SAW CIRCULAR 7 1/4IN BLADE ELEC	\$ 144.00	\$ 65.00	\$ 19.00	
100-6530	SAW CIRCULAR 16 IN ELEC	\$ 358.00	\$ 171.00	\$ 47.00	
100-6540	SAW WORM DRIVE TYPE 7-1/4IN ELEC	\$ 144.00	\$ 65.00	\$ 19.00	
100-6570	SAW RECIPROCATING HAND ELEC	\$ 144.00	\$ 65.00	\$ 19.00	
100-6620	SAW MITER SLIDE COMPOUND 12 IN ELEC	\$ 321.00	\$ 153.00	\$ 44.00	
100-6640	SAW CHOP 14IN BLADE ELEC	\$ 290.00	\$ 137.00	\$ 38.00	

100-6650	SAW TABLE 10IN BLADE ELEC	\$ 326.00	\$ 153.00	\$ 44.00	
100-6710	SAW BANDSAW HAND ELEC	\$ 284.00	\$ 135.00	\$ 38.00	
100-6810	STUD GUN FASTNER POWDER FIRED	\$ 326.00	\$ 153.00	\$ 44.00	
100-7010	WALLPAPER REMOVER LARGE	\$ 251.00	\$ 120.00	\$ 34.00	
100-7030	SHEETROCK JACK	\$ 253.00	\$ 120.00	\$ 34.00	
100-7040	SIDING BRAKE	\$ 100.00	\$ 43.00	\$ 19.00	
100-7050	METAL DETECTOR FERROUS	\$ 290.00	\$ 137.00	\$ 38.00	
100-7060	METAL DETECTOR TREASURE	\$ 144.00	\$ 56.00	\$ 19.00	
100-7090	JEEPER PIPE INSPECTOR	\$ 180.00	\$ 64.00	\$ 24.00	
100-7110	LEVEL OPTICAL TRANSIT	\$ 261.00	\$ 99.00	\$ 38.00	
100-7140	LEVEL LASER PIPE	\$ 889.00	\$ 411.00	\$ 159.00	
100-7160	LEVEL LASER VISIBLE	\$ 471.00	\$ 222.00	\$ 63.00	
100-7250	SNIFFER CONFINED SPACE 4-GAS DETECTOR	\$ 634.00	\$ 223.00	\$ 79.00	
100-7525	CABLE CUTTER 2IN HAND HELD BATTERY	\$ 419.00	\$ 140.00	\$ 50.00	
100-7530	CONDUIT BENDING TABLE	\$ 391.00	\$ 195.00	\$ 98.00	
100-8220	SAFETY CONFINED SPACE ENTRY TRIPOD	\$ 563.00	\$ 222.00	\$ 86.00	
100-8230	SAFETY WINCH EVAC 50	\$ 180.00	\$ 81.00	\$ 28.00	
100-8235	SAFETY LIFELINE 65	\$ 284.00	\$ 153.00	\$ 77.00	
100-8240	FALL PROTECTION SELF-RETRACTING YOYO 60	\$ 345.00	\$ 120.00	\$ 33.00	
100-8260	RESCUE TRIPOD 7FT	\$ 791.00	\$ 276.00	\$ 140.00	
100-8280	FALL PROTECTION TOWER INDOOR PUSH/PULL	\$ 2,511.00	\$ 928.00	\$ 349.00	
100-8290	FALL PROTECTION ROLLING DECK EDGE SYSTEM	\$ 1,149.00	\$ 395.00	\$ 200.00	
105-1605	VACUUM BACKPACK	\$ 219.00	\$ 78.00	\$ 23.00	
105-1630	VACUUM WET/DRY 6-9 GALLON 110-150CFM	\$ 180.00	\$ 90.00	\$ 24.00	
105-1650	VACUUM WET/DRY 10-15 GALLON 135CFM	\$ 218.00	\$ 109.00	\$ 28.00	
105-1700	VACUUM WET/DRY INDUSTRIAL 55 GAL AIR	\$ 339.00	\$ 177.00	\$ 46.00	
105-1705	VACUUM COREDRILL WATER MANAGEMENT SYSTEM	\$ 339.00	\$ 177.00	\$ 54.00	
105-1715	VACUUM CANISTER DRY 150 CFM 120V 1PH	\$ 280.00	\$ 122.00	\$ 30.00	
105-1725	VACUUM CANISTER DRY 200 CFM 120V 1PH	\$ 407.00	\$ 178.00	\$ 46.00	
105-1735	VACUUM DROP BAG DRY 200 CFM 120V 1PH	\$ 407.00	\$ 178.00	\$ 46.00	
105-1740	VACUUM DROP BAG DRY 250 CFM 120V 1PH	\$ 407.00	\$ 178.00	\$ 46.00	
105-1742	VACUUM DROP BAG DRY 300 CFM 240V 3PH	\$ 805.00	\$ 348.00	\$ 90.00	
105-1743	VACUUM DROP BAG DRY 300 CFM 240V 1PH	\$ 805.00	\$ 348.00	\$ 90.00	
105-1744	VACUUM DROP BAG DRY 300 CFM LP	\$ 805.00	\$ 348.00	\$ 90.00	
105-1745	VACUUM CANISTER DRY 300 CFM 120V 1PH	\$ 407.00	\$ 178.00	\$ 46.00	
105-1746	VACUUM DROP BAG DRY 300 CFM 120V 1PH	\$ 407.00	\$ 178.00	\$ 46.00	
105-1747	VACUUM DROP BAG DRY 350 CFM 480V 3PH	\$ 1,335.00	\$ 446.00	\$ 149.00	
105-1749	VACUUM DROP BAG DRY SILICA 400 CFM LP	\$ 1,074.00	\$ 377.00	\$ 121.00	
105-1800	VACUUM WATER EXTRACTOR W/AUTO PUMPOUT	\$ 542.00	\$ 246.00	\$ 86.00	
105-2000	WASHER 1000-1999 PSI GAS	\$ 579.00	\$ 274.00	\$ 76.00	
105-2010	WASHER 1000 PSI ELEC 120V 12.5-15AMP	\$ 579.00	\$ 274.00	\$ 76.00	
105-2015	WASHER SURFACE 1500 PSI ELEC 120V 19AMP	\$ 651.00	\$ 307.00	\$ 77.00	
105-2020	WASHER 2000-2999 PSI GAS	\$ 579.00	\$ 274.00	\$ 76.00	
105-2040	WASHER 3000 PSI DSL	\$ 791.00	\$ 375.00	\$ 107.00	
105-2050	WASHER 3000-3999 PSI GAS	\$ 670.00	\$ 343.00	\$ 97.00	
105-2060	WASHER 4000-4999 PSI GAS	\$ 670.00	\$ 343.00	\$ 97.00	
105-2065	WASHER 4000 PSI DUAL WAND & ROTARY GAS	\$ 1,046.00	\$ 480.00	\$ 135.00	
105-2070	WASHER 5000-5999 PSI GAS	\$ 1,046.00	\$ 480.00	\$ 135.00	

105-2505	WASHER 1000-1999 PSI HOT WATER ELEC	\$ 965.00	\$ 550.00	\$ 153.00	
105-2515	WASHER 3000-3999 PSI HOT WATER GAS	\$ 1,218.00	\$ 605.00	\$ 173.00	
105-2800	WASHER TRAILER MOUNTED 3000 PSI DSL	\$ 1,483.00	\$ 698.00	\$ 293.00	
105-2805	WASHER TRAILER NO TANK 3-4K PSI HOT GAS	\$ 1,426.00	\$ 695.00	\$ 279.00	
105-2810	WASHER TRAILER W/TANK 3-4K PSI HOT GAS	\$ 1,483.00	\$ 698.00	\$ 293.00	
105-2830	WASHER TRAILER MNT 3000-3999PSI HOT DSL	\$ 1,497.00	\$ 702.00	\$ 298.00	
105-3000	SWEEPER CONSTRUCTION RIDE ON 3 WHEEL	\$ 1,629.00	\$ 742.00	\$ 298.00	
105-3020	SWEEPER CONSTRUCTION RIDE ON 4 WHEEL CAB	\$ 2,253.00	\$ 893.00	\$ 358.00	
105-3500	KOMBI POWERHEAD UNIT GAS	\$ 321.00	\$ 142.00	\$ 35.00	
105-3580	SWEEPER W/B PUSH 25 IN PATH BATTERY	\$ 981.00	\$ 465.00	\$ 178.00	
105-3585	SWEEPER W/B SELF-PROP 28-30 IN PATH BATT	\$ 1,187.00	\$ 545.00	\$ 195.00	
105-3590	SWEEPER W/B SELF-PROP 34 IN PATH BATTERY	\$ 1,475.00	\$ 614.00	\$ 219.00	
105-3596	SWEEPER W/B 36 IN PATH GAS	\$ 442.00	\$ 151.00	\$ 103.00	
105-3598	SWEEPER MICRO 38-41IN PATH RIDE-ON BATT	\$ 2,302.00	\$ 893.00	\$ 288.00	
105-3600	SWEEPER MID-SIZED 50 IN RIDE-ON LP	\$ 2,344.00	\$ 1,059.00	\$ 386.00	
105-3605	SWEEPER MID-SIZED 60 IN RIDE-ON BATTERY	\$ 2,678.00	\$ 1,256.00	\$ 400.00	
105-3610	SWEEPER LARGE 62 IN RIDE-ON LP	\$ 2,678.00	\$ 1,260.00	\$ 458.00	
105-3615	SWEEPER LARGE 62 IN RIDE-ON DSL	\$ 3,892.00	\$ 1,604.00	\$ 603.00	
105-3702	SCRUBBER W/B 14-15 IN PATH BATTERY	\$ 820.00	\$ 316.00	\$ 122.00	
105-3705	SCRUBBER MOP W/B 18 IN PATH BATTERY	\$ 1,232.00	\$ 552.00	\$ 149.00	
105-3710	SCRUBBER W/B 20 IN PATH BATTERY	\$ 1,651.00	\$ 695.00	\$ 242.00	
105-3714	SCRUBBER W/B 32 IN PATH BATTERY CYL	\$ 1,855.00	\$ 795.00	\$ 274.00	ADD
105-3715	SCRUBBER W/B 32 IN PATH BATTERY DISC	\$ 1,855.00	\$ 795.00	\$ 274.00	
105-3717	SCRUBBER STAND-ON 24-26 IN PATH BATTERY	\$ 1,948.00	\$ 921.00	\$ 315.00	
105-3719	SCRUBBER RIDE-ON 26-28IN PATH BATT DISC	\$ 2,153.00	\$ 1,019.00	\$ 367.00	
105-3720	SCRUBBER RIDE-ON 36-39 IN PATH CYL BATT	\$ 2,412.00	\$ 1,070.00	\$ 407.00	
105-3740	SCRUBBER RIDE-ON 40-54 IN PATH CYL LP	\$ 3,101.00	\$ 1,418.00	\$ 507.00	
105-3760	SWEEPER/SCRUBBER INDUST RIDE-ON LPG 40IN	\$ 3,618.00	\$ 1,590.00	\$ 561.00	
105-3765	SWEEPER/SCRUBBER INDUST RIDE-ON LPG 48IN	\$ 4,218.00	\$ 2,051.00	\$ 698.00	
105-3800	VACUUM WALK BEHIND LEAF	\$ 760.00	\$ 283.00	\$ 77.00	
105-3810	CARPET EXTRACTOR/CLEANER PORTABLE	\$ 284.00	\$ 146.00	\$ 38.00	
105-3815	CARPET EXTRACTOR/CLEANER PORTABLE W/HEAT	\$ 434.00	\$ 193.00	\$ 50.00	
105-3816	CARPET EXTRACTOR/CLEANER WALKBEHIND 12IN	\$ 405.00	\$ 214.00	\$ 70.00	
105-3818	CARPET EXTRACTOR/CLEANER WALKBEHIND 17IN	\$ 609.00	\$ 287.00	\$ 111.00	ADD
110-1550	LIGHT STAND LED 1-LAMP FLOOD	\$ 149.00	\$ 75.00	\$ 19.00	
110-1553	LIGHT CART LED 200 WATT 1-LAMP	\$ 228.00	\$ 83.00	\$ 47.00	
110-1555	LIGHT CART LED 300-400 WATT 2-LAMP	\$ 293.00	\$ 128.00	\$ 69.00	
110-1570	LIGHT WOBBLE LED 36IN	\$ 284.00	\$ 127.00	\$ 38.00	
110-1575	LIGHT LED 360 DEGREE TRIPOD 115V	\$ 107.00	\$ 43.00	\$ 16.00	
110-1577	LIGHT LED 360 DEGREE TRIPOD BATTERY	\$ 150.00	\$ 54.00	\$ 21.00	
110-1580	LIGHT BALLOON LAMP LED 300/575 WATT	\$ 405.00	\$ 161.00	\$ 73.00	
110-1582	LIGHT BALLOON LAMP 1000 WATT LED	\$ 306.00	\$ 101.00	\$ 69.00	
110-1590	LIGHT BALLOON LAMP 1000 WATT HALIDE	\$ 405.00	\$ 161.00	\$ 73.00	
110-2000	LIGHT DROP LED 120V HAZ LOC	\$ 75.00	\$ 26.00	\$ 8.00	
110-2010	LIGHT FLOOD INCAN 110V HAZ LOC ELEC	\$ 342.00	\$ 121.00	\$ 47.00	
110-2015	LIGHT AREA LED W/TRIPOD HAZ LOC	\$ 527.00	\$ 176.00	\$ 60.00	
110-2030	LIGHT BRICK LED HAZ LOC	\$ 1,116.00	\$ 372.00	\$ 140.00	
110-2034	LIGHT FLOOD FLOOR LED 40W H.D.	\$ 121.00	\$ 60.00	\$ 22.00	

110-2043	LIGHT TUBULAR LED FOR INSPECTION HAZ LOC	\$ 156.00	\$ 47.00	\$ 16.00	
110-2044	LIGHT FLOOD LED H/L 40W CLS 1 DIV 1	\$ 551.00	\$ 291.00	\$ 97.00	
110-2049	LIGHT FLOOD 400W MH HAZ LOC CLS1 DIV2	\$ 285.00	\$ 113.00	\$ 46.00	
110-2050	LIGHT STRING LED 100FT HAZ LOC	\$ 947.00	\$ 347.00	\$ 126.00	
110-2055	LIGHT STRING 80FT LED 12V HAZ LOC	\$ 409.00	\$ 222.00	\$ 101.00	
110-2080	LIGHT STRING INCAN 12V HAZ LOC	\$ 1,016.00	\$ 381.00	\$ 144.00	
110-2110	LIGHT WORK INCAN 120V/12V HAZ LOC	\$ 297.00	\$ 140.00	\$ 40.00	
115-1500	TILLER 1 HP 10IN WIDTH HAND HELD	\$ 284.00	\$ 126.00	\$ 38.00	
115-1550	TILLER 4-5 HP 20-26IN WIDTH MID TINE	\$ 488.00	\$ 231.00	\$ 64.00	
115-1570	TILLER 6-8 HP 18-20IN WIDTH REAR TINE	\$ 508.00	\$ 240.00	\$ 67.00	
115-1590	TILLER 9-13 HP 18-20IN WIDTH REAR TINE	\$ 977.00	\$ 463.00	\$ 130.00	
115-1700	SOD CUTTER 12IN CUT W/B	\$ 674.00	\$ 326.00	\$ 91.00	
115-1710	SOD CUTTER 18IN CUT W/B	\$ 674.00	\$ 326.00	\$ 91.00	
115-1770	DETHATCHER 20-22IN WALKBEHIND	\$ 586.00	\$ 284.00	\$ 80.00	
115-1810	AERATOR 10-19IN WIDTH WALKBEHIND	\$ 616.00	\$ 300.00	\$ 86.00	
115-1820	AERATOR 20-29IN WIDTH WALKBEHIND	\$ 965.00	\$ 461.00	\$ 128.00	
115-1840	AERATOR 20-29 IN WIDTH RIDE ON	\$ 2,066.00	\$ 783.00	\$ 235.00	
115-1841	AERATOR 20-29 IN R/O W/ SEED BOX	\$ 3,622.00	\$ 1,462.00	\$ 429.00	ADD
115-1850	OVERSEEDER WALKBEHIND GAS	\$ 884.00	\$ 339.00	\$ 121.00	
115-1880	HYDRO SEEDER TRAILER MNT 600-700 GALLON	\$ 3,081.00	\$ 1,191.00	\$ 456.00	
115-1950	EDGER LAWN	\$ 316.00	\$ 167.00	\$ 47.00	
115-1960	BED EDGER	\$ 595.00	\$ 279.00	\$ 91.00	
115-2020	HEDGE TRIMMER 24IN ELEC	\$ 233.00	\$ 112.00	\$ 33.00	
115-2060	HEDGE TRIMMER 24IN GAS	\$ 257.00	\$ 153.00	\$ 44.00	
115-2070	HEDGE TRIMMER 24IN ON A 42IN SHAFT GAS	\$ 316.00	\$ 167.00	\$ 58.00	
115-2080	HEDGE TRIMMER 30IN GAS	\$ 316.00	\$ 167.00	\$ 58.00	
115-2190	MOWER LAWN 20-24IN PUSH GAS	\$ 214.00	\$ 102.00	\$ 28.00	
115-2200	MOWER LAWN 20-24IN SELF PROPELLED GAS	\$ 268.00	\$ 137.00	\$ 38.00	
115-2230	MOWER BRUSH 26-28IN SELF PROPELLED GAS	\$ 772.00	\$ 394.00	\$ 111.00	
115-2235	MOWER BRUSH 36-48IN RIDING GAS 4WD	\$ 1,014.00	\$ 511.00	\$ 145.00	
115-2250	MOWER LAWN 49-60IN RIDING GAS	\$ 1,014.00	\$ 511.00	\$ 145.00	
115-2320	WEED EATER GAS	\$ 386.00	\$ 102.00	\$ 38.00	
115-2410	LEAF BLOWER HANDHELD GAS	\$ 144.00	\$ 68.00	\$ 19.00	
115-2420	LEAF BLOWER BACKPACK GAS	\$ 253.00	\$ 120.00	\$ 34.00	
115-2430	LEAF BLOWER WALKBEHIND GAS	\$ 398.00	\$ 189.00	\$ 54.00	
115-2435	STRAW BLOWER 4 TON PER HOUR	\$ 1,214.00	\$ 443.00	\$ 142.00	
115-2440	STRAW BLOWER 7 TON PER HOUR	\$ 1,535.00	\$ 570.00	\$ 237.00	
115-2490	POSTHOLE AUGER ONE MAN GAS	\$ 724.00	\$ 339.00	\$ 97.00	
115-2500	POSTHOLE AUGER ONE MAN TOWABLE GAS	\$ 724.00	\$ 339.00	\$ 97.00	
115-2540	POSTHOLE AUGER TWO MAN GAS	\$ 724.00	\$ 339.00	\$ 97.00	
115-2600	POST DRIVER 55LB AIR	\$ 724.00	\$ 343.00	\$ 97.00	
115-2610	POST DRIVER 45LB GAS	\$ 724.00	\$ 343.00	\$ 97.00	
115-2700	CHAIN SAW 16IN ELECTRIC	\$ 326.00	\$ 153.00	\$ 44.00	
115-2754	POLE PRUNER 7IN REACH GAS	\$ 363.00	\$ 171.00	\$ 47.00	
115-2755	POLE PRUNER SAW 8-12FT REACH GAS	\$ 398.00	\$ 189.00	\$ 54.00	
115-2770	CHAIN SAW 16IN GAS	\$ 398.00	\$ 189.00	\$ 54.00	
115-2780	CHAIN SAW 18IN GAS	\$ 471.00	\$ 222.00	\$ 63.00	
115-2790	CHAIN SAW 20IN GAS	\$ 471.00	\$ 222.00	\$ 63.00	

115-2810	CHAIN SAW 25IN GAS	\$ 542.00	\$ 257.00	\$ 73.00	
115-2890	CHAIN SAW CONCRETE 12-16IN GAS	\$ 897.00	\$ 405.00	\$ 116.00	
115-2900	LOG SPLITTER 20-30 TON TRAILER MTD GAS	\$ 687.00	\$ 326.00	\$ 91.00	
115-3510	BRUSH CHIPPER 6-7IN 20 - 25 HP GAS	\$ 1,628.00	\$ 818.00	\$ 279.00	
115-3540	BRUSH CHIPPER 10-12IN 49 - 74 HP DSL	\$ 2,837.00	\$ 1,159.00	\$ 474.00	
115-3545	BRUSH CHIPPER 12IN 49 - 90 HP GAS	\$ 2,837.00	\$ 1,159.00	\$ 474.00	
115-3570	BRUSH CHIPPER 18IN 170 - 179 HP DSL	\$ 4,394.00	\$ 2,111.00	\$ 820.00	
115-3600	STUMP GRINDER 10 - 19 HP GAS	\$ 1,409.00	\$ 644.00	\$ 231.00	
115-3610	STUMP GRINDER 20 - 29 HP GAS	\$ 1,449.00	\$ 659.00	\$ 251.00	
115-3620	STUMP GRINDER 30 - 39 HP GAS	\$ 2,093.00	\$ 994.00	\$ 331.00	ADD
115-3640	STUMP GRINDER 60 - 69 HP DSL	\$ 2,656.00	\$ 1,325.00	\$ 530.00	
120-1520	CHIPPING HAMMER RETAINER 13-20 LB AIR	\$ 307.00	\$ 149.00	\$ 44.00	
120-1610	BREAKER 30-39LB AIR	\$ 321.00	\$ 153.00	\$ 44.00	
120-1620	BREAKER 40-49LB AIR	\$ 344.00	\$ 171.00	\$ 47.00	
120-1640	BREAKER 60-69LB AIR	\$ 391.00	\$ 181.00	\$ 54.00	
120-1660	BREAKER 90-99LB AIR	\$ 484.00	\$ 233.00	\$ 65.00	
120-1700	CLAY DIGGER 30-39 LB AIR	\$ 321.00	\$ 153.00	\$ 44.00	
120-1750	ROCK DRILL 1-9 LB AIR	\$ 400.00	\$ 200.00	\$ 56.00	
120-1760	ROCK DRILL 10-19 LB AIR	\$ 471.00	\$ 222.00	\$ 63.00	
120-1780	ROCK DRILL 30-39 LB AIR	\$ 502.00	\$ 240.00	\$ 67.00	
120-1820	ROCK DRILL 60-69 LB AIR	\$ 595.00	\$ 284.00	\$ 83.00	
120-1900	ROCK SPLITTER	\$ 892.00	\$ 321.00	\$ 101.00	
120-1910	ROCK SPLITTER POWER BOX	\$ 638.00	\$ 290.00	\$ 116.00	
120-2010	RIVET BUSTER 6 IN STROKE	\$ 260.00	\$ 101.00	\$ 45.00	ADD
120-2020	CHIPPING HAMMER 4IN STROKE ROUND	\$ 201.00	\$ 74.00	\$ 33.00	
120-2030	RIVET BUSTER 8IN STROKE	\$ 512.00	\$ 234.00	\$ 70.00	
120-2040	RIVET BUSTER 11IN STROKE	\$ 563.00	\$ 270.00	\$ 74.00	
120-3000	GRINDER BATWING 7INCH AIR	\$ 135.00	\$ 50.00	\$ 19.00	
120-3010	GRINDER ANGLE 4 IN AIR	\$ 135.00	\$ 50.00	\$ 19.00	
120-3020	GRINDER HORIZ 7 IN AIR	\$ 135.00	\$ 50.00	\$ 19.00	
120-3025	GRINDER VERTICAL 7 IN AIR	\$ 135.00	\$ 50.00	\$ 19.00	
120-3040	GRINDER DIE RIGHT ANGLE 1/4IN AIR	\$ 107.00	\$ 37.00	\$ 14.00	
120-3500	DRILL HORIZ 1/2INCH AIR	\$ 140.00	\$ 50.00	\$ 19.00	
120-3510	DRILL HORIZ 3/8 AIR	\$ 107.00	\$ 37.00	\$ 16.00	
120-3610	SAW RECIPROCATING HAND AIR	\$ 251.00	\$ 98.00	\$ 37.00	
120-3620	SAW HACK HAND HELD AIR	\$ 251.00	\$ 98.00	\$ 37.00	
120-3630	SAW BAND HAND AIR	\$ 251.00	\$ 98.00	\$ 37.00	
120-3990	PIERCING TOOL 2 IN AIR	\$ 805.00	\$ 298.00	\$ 140.00	
120-4000	PIERCING TOOL 3 IN AIR	\$ 1,449.00	\$ 514.00	\$ 218.00	
125-1195	PUMP HYDROSTATIC TEST 1500 PSI MANUAL	\$ 298.00	\$ 124.00	\$ 48.00	ADD
125-1200	PUMP HYDROSTATIC TEST 3000 PSI MANUAL	\$ 395.00	\$ 141.00	\$ 58.00	
125-1205	PUMP HYDROSTATIC TEST 6000 PSI MANUAL	\$ 395.00	\$ 141.00	\$ 58.00	
125-1210	PUMP HYDROSTATIC TEST 500 PSI ELEC	\$ 637.00	\$ 270.00	\$ 107.00	
125-1240	PUMP HYDROSTATIC TEST 500 PSI GAS	\$ 637.00	\$ 270.00	\$ 107.00	
125-1290	PUMP HYDROSTATIC TEST 10000 PSI 2 STAGE	\$ 1,277.00	\$ 456.00	\$ 171.00	
125-1300	PUMP HYDROSTATIC TEST 10000 PSI AIR	\$ 586.00	\$ 250.00	\$ 104.00	
125-1420	PIPE SNAKE 1/2IN WIDE 75FT CABLE	\$ 395.00	\$ 206.00	\$ 58.00	
125-1440	PIPE SNAKE 2IN WIDE 50FT CABLE	\$ 395.00	\$ 206.00	\$ 58.00	

125-1460	PIPE SNAKE 1-2IN WIDE 25FT CABLE	\$ 200.00	\$ 107.00	\$ 44.00	
125-1470	PIPE SNAKE 3-6IN WIDE 100FT CABLE	\$ 542.00	\$ 257.00	\$ 73.00	
125-1490	SEWER JETTER ELEC MINI	\$ 262.00	\$ 121.00	\$ 33.00	
125-1500	SEWER JETTER ELEC	\$ 616.00	\$ 292.00	\$ 83.00	
125-1510	SEWER JETTER GAS	\$ 660.00	\$ 326.00	\$ 121.00	
125-1595	CAMERA SEWER 1-1/2-3 HANDHELD	\$ 694.00	\$ 344.00	\$ 167.00	
125-1600	CAMERA SEWER 3-10	\$ 1,449.00	\$ 686.00	\$ 193.00	
125-1610	BURIED LINE PIPE AND CAMERA LOCATOR	\$ 363.00	\$ 171.00	\$ 47.00	
125-1615	BURIED LINE TRANSMITTER NO LOCATOR	\$ 358.00	\$ 94.00	\$ 54.00	
125-1997	PVC HEATER/BENDER 4 IN 120V	\$ 414.00	\$ 153.00	\$ 58.00	
125-2000	CONDUIT BENDER UP TO 2 555 ELEC	\$ 725.00	\$ 283.00	\$ 106.00	
125-2010	CONDUIT BENDER 2-1/2-4IN EMT/IMC/RIGID	\$ 1,253.00	\$ 642.00	\$ 183.00	
125-2020	CONDUIT BENDER PVC/RIG/EMT/IMC 1/2-2 ELE	\$ 864.00	\$ 352.00	\$ 138.00	
125-2030	BENDER CUTTER REBAR 3/4 HYD	\$ 720.00	\$ 265.00	\$ 101.00	
125-2040	BENDER REBAR 0 TO 180 HYD	\$ 720.00	\$ 265.00	\$ 101.00	
125-2110	PIPE CUTTER 8 STRAIGHT	\$ 314.00	\$ 153.00	\$ 58.00	
125-2120	PIPE CUTTER 12 STRAIGHT	\$ 394.00	\$ 179.00	\$ 65.00	
125-2130	PIPE CUTTER 16 STRAIGHT	\$ 456.00	\$ 206.00	\$ 77.00	
125-2150	PIPE CUTTER 24 STRAIGHT	\$ 656.00	\$ 256.00	\$ 93.00	
125-2170	PIPE CUTTER BEVELLER 3-8	\$ 218.00	\$ 85.00	\$ 33.00	
125-2180	PIPE CUTTER BEVELLER 7-12	\$ 264.00	\$ 102.00	\$ 37.00	
125-2190	PIPE CUTTER BEVELLER 14-20	\$ 363.00	\$ 129.00	\$ 51.00	
125-2230	PIPE CUTTER BEVELLER 4IN AND UP ELEC	\$ 579.00	\$ 206.00	\$ 74.00	
125-2300	PIPE THREADER 535 1/8-2 ELEC	\$ 635.00	\$ 279.00	\$ 132.00	
125-2310	PIPE THREADER 1224 1/4-4 ELEC	\$ 965.00	\$ 429.00	\$ 179.00	
125-2315	PIPE THREADER 2-1/2 TO 6IN ELECTRIC	\$ 1,981.00	\$ 724.00	\$ 251.00	
125-2320	PIPE THREADER 700 POWER PONY	\$ 462.00	\$ 179.00	\$ 67.00	
125-2340	PIPE THREADER GEARED ATTACH 2 1/2-4 141	\$ 419.00	\$ 153.00	\$ 58.00	
125-2360	PIPE THREADER 300 1/8-2 ELEC	\$ 665.00	\$ 372.00	\$ 115.00	
125-2380	PRO PEX PIPE EXPANDER 1/2 3/4 1IN BATT	\$ 177.00	\$ 64.00	\$ 23.00	
125-2405	FLANGE SPREADER 5 TON HYD DROP PIN	\$ 358.00	\$ 126.00	\$ 47.00	
125-2410	FLANGE SPREADER 5TONS RATCHET	\$ 165.00	\$ 98.00	\$ 42.00	
125-2440	FLANGE SPREADER 10 TON HYD DROP PIN	\$ 462.00	\$ 177.00	\$ 65.00	
125-2450	FLANGE SPREADER 14TON HYD	\$ 558.00	\$ 205.00	\$ 74.00	
125-2460	FLANGE SPREADER 20TONS RATCHET	\$ 567.00	\$ 219.00	\$ 76.00	
125-2510	LINE UP CLAMP ADJ 4IN - 16IN	\$ 108.00	\$ 38.00	\$ 14.00	
125-2520	LINE UP CLAMP ADJ 6IN-36IN	\$ 171.00	\$ 60.00	\$ 21.00	
125-2530	STAND VISE PIPE YOKE	\$ 108.00	\$ 38.00	\$ 14.00	
125-2560	LOCATOR PIPE DIGITAL KIT	\$ 656.00	\$ 260.00	\$ 101.00	
125-2570	PIPE ROLL GROOVER ATTACHMENT 2-12	\$ 363.00	\$ 128.00	\$ 47.00	
125-2665	WELDER MOUNT AERIAL BASKET CST-280	\$ 33.00	\$ 13.00	\$ 13.00	ADD
125-2670	WELDER FRAME 6 PACK	\$ 132.00	\$ 79.00	\$ 33.00	
125-2690	PIPE PRESS TOOL PRO 1/2 - 2 IN BATT	\$ 542.00	\$ 257.00	\$ 73.00	
130-1220	DRILL MAGNETIC BASE 3/4IN ELEC	\$ 616.00	\$ 219.00	\$ 83.00	
130-1240	DRILL MAGNETIC BASE 1-5/8 TO 2IN ELEC	\$ 725.00	\$ 283.00	\$ 106.00	
130-1280	DRILL MAGNETIC BASE 2-1/6IN AIR	\$ 1,014.00	\$ 353.00	\$ 130.00	
130-1300	KNOCKOUT SET UP TO 2IN MANUAL HYD	\$ 209.00	\$ 84.00	\$ 37.00	
130-1555	CABLE CRIMPER DIELESS 12TON BATTERY	\$ 747.00	\$ 257.00	\$ 107.00	



130-1560	CABLE CRIMPER 15 TON 18V BATTERY U-DIE	\$ 679.00	\$ 265.00	\$ 132.00	
130-1650	WRENCH IMPACT 1/2IN BATTERY	\$ 165.00	\$ 78.00	\$ 24.00	
130-1655	WRENCH IMPACT 3/4 IN BATTERY	\$ 335.00	\$ 155.00	\$ 47.00	
130-1670	WRENCH IMPACT 1/2IN ELEC	\$ 274.00	\$ 102.00	\$ 38.00	
130-1680	WRENCH IMPACT 3/4IN ELEC	\$ 297.00	\$ 115.00	\$ 44.00	
130-1720	SHEAR WRENCH 5/8-3/4-7/8IN ELECTRIC	\$ 363.00	\$ 193.00	\$ 79.00	
130-1750	PUNCH HYDRAULIC 35 TON	\$ 579.00	\$ 274.00	\$ 77.00	
130-1950	CABLE CRIMPER 12 TON 18V BATTERY U-DIE	\$ 403.00	\$ 171.00	\$ 47.00	
130-1955	GRIP KIT WIRE SIZE 1/0 - 750MCM	\$ 395.00	\$ 169.00	\$ 76.00	
130-2150	DIE KIT FOR 6AWG TO 750KCMIL ALUM CONN	\$ 80.00	\$ 34.00	\$ 14.00	
130-2160	DIE KIT FOR 6AWG TO 750KCMIL COPPER CONN	\$ 80.00	\$ 34.00	\$ 14.00	
135-1142	TENSIONER CONV KIT STS3 1-5/8IN	\$ 563.00	\$ 191.00	\$ 69.00	
135-1310	TENSIONER CONV KIT STS3 1-3/4 IN	\$ 126.00	\$ 42.00	\$ 14.00	
135-1314	TENSIONER CONV KIT STS4 1-7/8 IN	\$ 339.00	\$ 112.00	\$ 40.00	
135-1316	TENSIONER CONV KIT STS5 2-1/2 IN	\$ 381.00	\$ 126.00	\$ 46.00	
135-1340	TENSIONER STS3 1-5/8 TO 2IN	\$ 502.00	\$ 153.00	\$ 59.00	
135-1341	TENSIONER STS4 1-7/8 TO 2-1/2	\$ 539.00	\$ 186.00	\$ 65.00	
135-1342	TENSIONER CONV KIT F/STS3 2IN	\$ 167.00	\$ 51.00	\$ 21.00	
135-1343	TENSIONER 2-1/4IN HYD	\$ 530.00	\$ 186.00	\$ 65.00	
135-1345	TENSIONER STS5 2-1/2 TO 3	\$ 539.00	\$ 191.00	\$ 69.00	
135-1380	TENSIONER STS2 1-1/4 TO 1-1/2	\$ 432.00	\$ 126.00	\$ 47.00	
135-2200	PUMP PNEUMATIC TENSIONER 27500 PSI	\$ 2,318.00	\$ 744.00	\$ 279.00	
135-2580	WRENCH IMPACT 1/2 AIR	\$ 73.00	\$ 37.00	\$ 19.00	
135-2590	WRENCH IMPACT 3/4 AIR	\$ 117.00	\$ 43.00	\$ 21.00	
135-2600	WRENCH IMPACT 1 AIR D-HANDLE	\$ 214.00	\$ 75.00	\$ 37.00	
135-2605	WRENCH IMPACT 1 AIR PISTOL GRIP	\$ 385.00	\$ 167.00	\$ 59.00	
135-2610	WRENCH IMPACT 1 1/2 AIR	\$ 293.00	\$ 102.00	\$ 54.00	
135-2620	WRENCH IMPACT SPLINE 1 1/2 AIR	\$ 293.00	\$ 102.00	\$ 54.00	
135-2640	WRENCH IMPACT SPLINE AIR	\$ 293.00	\$ 102.00	\$ 54.00	
135-2740	FILTER/REGULATOR/LUBRICATOR CONTROL UNIT	\$ 98.00	\$ 34.00	\$ 11.00	
135-2750	TORQUE NUTRUNNER AIR .75IN SQ 1K	\$ 805.00	\$ 286.00	\$ 115.00	
135-2757	TORQUE NUTRUNNER AIR 1IN SQ 3K	\$ 1,932.00	\$ 686.00	\$ 288.00	
135-3050	WRENCH TORQUE 0.75 SQ 1K FT/LBS HYD	\$ 616.00	\$ 219.00	\$ 83.00	
135-3069	WRENCH TORQUE 1 SQ 3K FT/LBS HYD	\$ 1,668.00	\$ 591.00	\$ 225.00	
135-3089	WRENCH TORQUE 1.5 SQ 5K FT/LBS HYD	\$ 2,418.00	\$ 870.00	\$ 321.00	
135-3091	WRENCH TORQUE 1.5 SQ 11K FT/LBS HYD	\$ 2,711.00	\$ 977.00	\$ 369.00	
135-3110	WRENCH TORQUE 1.5 SQ HYD	\$ 2,497.00	\$ 842.00	\$ 293.00	
135-3130	WRENCH TORQUE PWR HEAD 8K FT/LBS HYD	\$ 471.00	\$ 167.00	\$ 63.00	
135-3140	WRENCH TORQUE PWR HEAD 16K FT/LBS HYD	\$ 687.00	\$ 326.00	\$ 88.00	
135-3142	WRENCH TORQUE 1 SQ 36V ELEC	\$ 2,437.00	\$ 880.00	\$ 334.00	
135-3196	TORQUE NUTRUNNER AIR 1.5IN SQ 6K	\$ 2,046.00	\$ 744.00	\$ 259.00	
135-3210	WRENCH TORQUE PWR HEAD 4K FT/LBS HYD	\$ 363.00	\$ 128.00	\$ 47.00	
135-3230	WRENCH TORQUE PWR HEAD 2K FT/LBS HYD	\$ 218.00	\$ 77.00	\$ 28.00	
135-3270	WRENCH TORQUE 1/2 250 FT/LBS MANUAL	\$ 132.00	\$ 47.00	\$ 19.00	
135-3290	WRENCH TORQUE 3/4 600 FT/LBS MANUAL	\$ 132.00	\$ 47.00	\$ 19.00	
135-3310	MULTPLY TORQUE WRENCH 3/4X1 3000 FT/LBS	\$ 132.00	\$ 47.00	\$ 19.00	
135-3370	WRENCH TORQUE 1IN 1000 FT/LBS MANUAL	\$ 189.00	\$ 65.00	\$ 23.00	
135-3390	WRENCH TORQUE 3/8 10-100 FT/LBS MANUAL	\$ 73.00	\$ 25.00	\$ 8.00	

135-3405	TORQUE HEX LINK 1-1/4 2000 FT/LB HYD	\$ 253.00	\$ 88.00	\$ 34.00	
135-3410	TORQUE HEX LINK 1-5/8 2000 FT/LBS HYD	\$ 253.00	\$ 88.00	\$ 34.00	
135-3430	TORQUE HEX LINK 1-13/16 2000 FT/LBS HYD	\$ 253.00	\$ 88.00	\$ 34.00	
135-3435	TORQUE HEX LINK 2 4000 FT/LBS HYD	\$ 290.00	\$ 102.00	\$ 38.00	
135-3450	TORQUE HEX LINK 2-3/8 4000 FT/LBS HYD	\$ 290.00	\$ 102.00	\$ 38.00	
135-3470	TORQUE HEX LINK 3-1/8 8000 FT/LBS HYD	\$ 363.00	\$ 117.00	\$ 47.00	
135-3480	TORQUE HEX LINK 2-3/8 8000 FT/LBS HYD	\$ 363.00	\$ 117.00	\$ 47.00	
135-3490	TORQUE HEX LINK 2-3/16 4000 FT/LBS HYD	\$ 290.00	\$ 102.00	\$ 38.00	
135-3550	TORQUE HEX LINK 1-7/16 2000 FT/LBS HYD	\$ 253.00	\$ 88.00	\$ 34.00	
135-3570	TORQUE HEX LINK 2-9/16 8000 FT/LBS HYD	\$ 363.00	\$ 117.00	\$ 47.00	
135-3650	TORQUE HEX LINK 4-5/8 16800 FT/LBS HYD	\$ 679.00	\$ 242.00	\$ 88.00	
135-3670	TORQUE HEX LINK 2-15/16 4000 FT/LBS HYD	\$ 290.00	\$ 102.00	\$ 38.00	
135-3690	TORQUE HEX LINK 2-3/4 8000 FT/LBS HYD	\$ 363.00	\$ 117.00	\$ 47.00	
135-3750	TORQUE HEX LINK 2-9/16 4000 FT/LBS HYD	\$ 290.00	\$ 102.00	\$ 38.00	
135-3770	TORQUE HEX LINK 2 2000 FT/LB HYD	\$ 290.00	\$ 102.00	\$ 38.00	
135-3900	EYE WASH STATION	\$ 317.00	\$ 115.00	\$ 42.00	
135-5100	DRIVER ATTACHMENT 1K FT/LB HYD	\$ 246.00	\$ 88.00	\$ 33.00	
135-5220	TORQUE M2 HEX LINK 1-13/16 1300FT/LBSHYD	\$ 246.00	\$ 88.00	\$ 33.00	
135-5229	TORQUE M2 HEX LINK 2 3/8"	\$ 279.00	\$ 102.00	\$ 56.00	
140-1020	COMPRESSOR PORTABLE 4 CFM ELECTRIC	\$ 398.00	\$ 186.00	\$ 54.00	
140-1040	COMPRESSOR PORTABLE 7 CFM ELECTRIC	\$ 398.00	\$ 186.00	\$ 54.00	
140-1060	COMPRESSOR PORTABLE 8 CFM GAS	\$ 398.00	\$ 186.00	\$ 54.00	
140-1100	COMPRESSOR PORTABLE 14 CFM GAS	\$ 434.00	\$ 206.00	\$ 58.00	
140-1105	COMPRESSOR PORTABLE 17 CFM GAS	\$ 434.00	\$ 206.00	\$ 58.00	
140-1220	COMPRESSOR TOWABLE 100-125 CFM DSL	\$ 562.00	\$ 242.00	\$ 107.00	
140-1260	COMPRESSOR TOWABLE 175-195 CFM DSL	\$ 664.00	\$ 281.00	\$ 130.00	
140-1280	COMPRESSOR TOWABLE 200-245 CFM DSL	\$ 884.00	\$ 400.00	\$ 209.00	
140-1360	COMPRESSOR TOWABLE 375-425CFM DSL	\$ 1,535.00	\$ 642.00	\$ 274.00	
140-1362	COMPRESSOR TOWABLE IQ 375-450CFM DSL	\$ 2,511.00	\$ 981.00	\$ 316.00	
140-1375	COMPRESSOR TOWABLE 750CFM DSL	\$ 2,913.00	\$ 1,446.00	\$ 525.00	
140-1380	COMPRESSOR TOWABLE 825CFM DSL	\$ 2,913.00	\$ 1,446.00	\$ 525.00	
140-1400	COMPRESSOR TOWABLE 1600CFM DSL	\$ 7,358.00	\$ 2,674.00	\$1,163.00	
140-1420	COMPRESSOR TOWABLE INST QUAL 750CFM DSL	\$ 4,185.00	\$ 1,721.00	\$ 684.00	
140-1460	COMPRESSOR TOWABLE INST QUAL 915CFM DSL	\$ 4,834.00	\$ 1,907.00	\$ 753.00	
140-1480	COMPRESSOR TOWABLE INS QUAL 1600CFM DSL	\$ 7,358.00	\$ 2,720.00	\$1,111.00	
140-1610	COMPRESSOR RECIPROCATING 5HP ELEC	\$ 488.00	\$ 172.00	\$ 60.00	
140-1640	COMPRESSOR ROTARY 130CFM ELEC	\$ 1,581.00	\$ 586.00	\$ 214.00	
140-1645	COMPRESSOR ROTARY 240CFM ELEC	\$ 1,674.00	\$ 593.00	\$ 218.00	
140-1655	COMPRESSOR ROTARY 365CFM ELEC	\$ 2,289.00	\$ 912.00	\$ 316.00	
140-1660	COMPRESSOR ROTARY 365CFM 125PSI ELEC	\$ 2,289.00	\$ 912.00	\$ 316.00	
140-1670	COMPRESSOR ROTARY 500CFM 125PSI ELEC	\$ 2,575.00	\$ 1,049.00	\$ 363.00	
140-1675	COMPRESSOR ROTARY 750CFM ELEC	\$ 3,321.00	\$ 1,256.00	\$ 459.00	
140-1680	COMPRESSOR ROTARY 750CFM 125PSI ELEC	\$ 3,321.00	\$ 1,256.00	\$ 459.00	
140-1685	COMPRESSOR ROTARY 900CFM ELEC	\$ 4,185.00	\$ 1,395.00	\$ 531.00	
140-1690	COMPRESSOR ROTARY 1000CFM 125PSI ELEC	\$ 4,185.00	\$ 1,395.00	\$ 531.00	
140-1695	COMPRESSOR ROTARY 1500CFM ELEC	\$ 5,115.00	\$ 1,786.00	\$ 674.00	
140-1700	COMPRESSOR ROTARY 1500CFM 125PSI ELEC	\$ 5,580.00	\$ 1,953.00	\$ 698.00	
140-1705	COMPRESSOR ROTARY 1500CFM 2300V ELEC	\$ 5,580.00	\$ 1,953.00	\$ 698.00	

140-2010	COMPRESSOR ATTACH WATER SEPARATOR	\$ 524.00	\$ 178.00	\$ 77.00	
140-2110	COMPRESSED AIR AFTERCOOLER FILTER450CFM	\$ 729.00	\$ 256.00	\$ 97.00	
140-2150	COMPRESSED AIR AFTERCOOLERFILTER1000CFM	\$ 1,103.00	\$ 490.00	\$ 193.00	
140-2160	COMPRESSED AIR AFTERCOOLERFILTER 1600CFM	\$ 1,103.00	\$ 490.00	\$ 193.00	
140-2230	COMPRESSED AIR DESICCANT DRYER 450CFM	\$ 1,953.00	\$ 816.00	\$ 284.00	
140-2270	COMPRESSOR ATTACH DRYER 2501-3000 CFM	\$ 4,948.00	\$ 1,717.00	\$ 660.00	
140-2310	AFTERCOOLER DRYER FILTER 500CFM	\$ 2,296.00	\$ 916.00	\$ 312.00	
140-2330	AFTERCOOLER DRYER FILTER 1000CFM	\$ 2,936.00	\$ 1,136.00	\$ 378.00	
140-2350	AFTERCOOLER DRYER FILTER 1600CFM	\$ 3,933.00	\$ 1,439.00	\$ 487.00	
140-2420	COMPRESSOR ATTACH MIST ELMIN1500-2000CFM	\$ 1,139.00	\$ 426.00	\$ 172.00	
140-3310	FILTER POT SS 2 VESSELS BAG SKID	\$ 1,674.00	\$ 591.00	\$ 193.00	
140-3316	FILTER POT SS 6 BAG VESSEL 6IN INLT SKID	\$ 2,002.00	\$ 547.00	\$ 186.00	
140-3318	FILTER POT SS 8 BAG VESSEL 8IN INLT SKID	\$ 2,002.00	\$ 547.00	\$ 186.00	
140-3570	MANIFOLD AIR 10 GALLON TANK	\$ 140.00	\$ 50.00	\$ 37.00	
140-3580	MANIFOLD AIR 15 GALLON TANK	\$ 336.00	\$ 120.00	\$ 51.00	
150-1060	RAMMER JUMPING JACK 6IN 1LB - 99LB GAS	\$ 381.00	\$ 211.00	\$ 74.00	
150-1070	RAMMER JUMPING JACK 11IN 100LB-150LB GAS	\$ 381.00	\$ 211.00	\$ 74.00	
150-1080	RAMMER JUMPING JACK 11IN 151LB-199LB GAS	\$ 386.00	\$ 214.00	\$ 75.00	
150-1120	RAMMER JUMPING JACK 100LB - 199LB BATT	\$ 676.00	\$ 326.00	\$ 97.00	
150-1250	PLATE COMPACTOR 21IN PAVER ROLLER GAS	\$ 1,004.00	\$ 558.00	\$ 146.00	
150-1260	PLATE COMPACTOR 23IN UP TO 299LB GAS	\$ 424.00	\$ 242.00	\$ 78.00	
150-1420	PLATE COMPACTOR 14IN 100LB TO 199LB REVE	\$ 533.00	\$ 251.00	\$ 80.00	
150-1440	PLATE COMPACTOR 200LB TO 299LB REVERSBLE	\$ 637.00	\$ 312.00	\$ 90.00	
150-1460	PLATE COMPACTOR 20IN 300LB TO 399LB REVE	\$ 637.00	\$ 312.00	\$ 90.00	
150-1480	PLATE COMPACTOR 400LB TO 499LB REVERSBLE	\$ 869.00	\$ 459.00	\$ 142.00	
150-1520	PLATE COMPACTOR 600LB TO 699LB REVERSBLE	\$ 1,014.00	\$ 512.00	\$ 153.00	
150-1540	PLATE COMPACTOR 24IN 700LB TO 799LB REVE	\$ 1,014.00	\$ 512.00	\$ 153.00	
150-1560	PLATE COMPACTOR 900LB TO 999LB REVERSBLE	\$ 1,683.00	\$ 842.00	\$ 252.00	
150-1580	PLATE COMPACTOR 28IN 1000 TO 1100LB REVE	\$ 1,683.00	\$ 842.00	\$ 252.00	
150-1600	PLATE COMPACTOR 1100LB-1199LB REVERSBLE	\$ 2,482.00	\$ 1,151.00	\$ 316.00	
150-1720	TAMPER 30LB 6IN AIR	\$ 363.00	\$ 177.00	\$ 54.00	
150-2020	ROLLER WALKBEHIND DOUBLE DRUM 25IN GAS	\$ 805.00	\$ 440.00	\$ 166.00	
150-2040	ROLLER WALKBEHIND SINGLE DRUM 28IN GAS	\$ 805.00	\$ 440.00	\$ 166.00	
150-2220	ROLLER TRENCH VIBRA DBL DRUM 22IN DSL	\$ 1,795.00	\$ 870.00	\$ 367.00	
150-2260	ROLLER TRENCH VIBRA DBL DRUM 32IN DSL	\$ 1,795.00	\$ 870.00	\$ 367.00	
150-2560	ROLLER RIDE-ON PADFT 54IN SNG 5 TON	\$ 3,074.00	\$ 1,325.00	\$ 521.00	
150-2580	ROLLER RIDE-ON PADFT 66IN SNG 8 TON	\$ 3,627.00	\$ 1,651.00	\$ 651.00	
150-2600	ROLLER RIDE-ON PADFT 84IN SNG 11 TON	\$ 4,639.00	\$ 1,975.00	\$ 777.00	
150-2620	ROLLER RIDE-ON PADFT 84IN SNG 14 TON	\$ 4,976.00	\$ 2,125.00	\$ 791.00	
150-2720	ROLLER RIDE-ON SMOOTH 42IN SNG 2 TON	\$ 2,253.00	\$ 923.00	\$ 321.00	
150-2730	ROLLER RIDE-ON SMOOTH 54IN SNG 5 TON	\$ 2,511.00	\$ 1,153.00	\$ 465.00	
150-2760	ROLLER RIDE-ON SMOOTH 66IN SNG 8 TON	\$ 2,971.00	\$ 1,390.00	\$ 553.00	
150-2770	ROLLER RIDE-ON SMOOTH 84IN SNG 11 TON	\$ 3,808.00	\$ 1,660.00	\$ 632.00	
150-2820	ROLLER RIDE-ON SMOOTH 35IN DBL 1 TON GAS	\$ 1,303.00	\$ 531.00	\$ 188.00	
150-2840	ROLLER RIDE-ON SMOOTH 47IN DBL 2 TON DSL	\$ 1,711.00	\$ 659.00	\$ 270.00	ADD
150-2860	ROLLER RIDE-ON SMOOTH 47IN DBL 3 TON DSL	\$ 1,711.00	\$ 659.00	\$ 270.00	
150-2880	ROLLER RIDE-ON SMOOTH 66IN DBL 7 TON DSL	\$ 3,906.00	\$ 1,944.00	\$ 646.00	
150-2920	ROLLER RIDE-ON SMOOTH 66IN DBL 11TON DSL	\$ 4,394.00	\$ 2,088.00	\$ 744.00	

150-2950	ROLLER ATTACHMENT PADFOOT 5 TON	\$ 448.00	\$ 181.00	\$ 60.00	
150-2960	ROLLER ATTACHMENT PADFOOT 8 TON	\$ 664.00	\$ 342.00	\$ 126.00	
150-2970	ROLLER ATTACHMENT PADFOOT 11 TON	\$ 830.00	\$ 374.00	\$ 149.00	
150-3020	ROLLER ASPHALT 9 WHL PNUEMATIC 68IN 12TN	\$ 3,953.00	\$ 1,516.00	\$ 511.00	
150-3240	PLATE ATT 12IN 1-7MT MINI EX 3000LB	\$ 977.00	\$ 463.00	\$ 130.00	
150-3260	PLATE ATT 24IN BH & 8MT MINI EX 6500LB	\$ 1,231.00	\$ 579.00	\$ 153.00	
150-3300	PLATE ATT 27IN 10-18MT EXCAVATOR 11000LB	\$ 2,053.00	\$ 916.00	\$ 246.00	
150-3320	PLATE ATT 34IN 19-24MT EXCAVATOR 21000LB	\$ 2,451.00	\$ 1,059.00	\$ 288.00	
150-4010	ROAD MILLING COLD 80IN WIDE	\$26,040.00	\$ 9,300.00	\$2,325.00	
150-4020	TRAILER ASPHALT 4 TON	\$ 3,036.00	\$ 1,516.00	\$ 381.00	
150-4120	ASPHALT CRACK FILLER W/B LP	\$ 625.00	\$ 293.00	\$ 135.00	
150-5000	TRAILER CRACK SEALER 250 GAL	\$ 3,469.00	\$ 1,113.00	\$ 465.00	
175-1100	SURVEILLANCE PRIMARY CAMERA UNIT	\$ 1,209.00	\$ 484.00	\$ 195.00	
175-1102	SURVEILLANCE TRAILER NO CAMERA SOLAR	\$ 586.00	\$ 301.00	\$ 135.00	
175-1110	SURVEILLANCE SECONDARY CAMERA UNIT	\$ 464.00	\$ 163.00	\$ 70.00	
175-1115	SURVEILLANCE CAMERA W TRIPOD 115V	\$ 789.00	\$ 270.00	\$ 116.00	
200-1015	MINI WHEEL LOADER W/B < 600LB CAPBATTERY	\$ 2,988.00	\$ 1,116.00	\$ 456.00	
200-1020	MINI TRACK LOADER W/B < 600LB CAP GAS	\$ 1,674.00	\$ 721.00	\$ 251.00	
200-1030	MINI TRACK LOADER W/B < 600LB CAP DSL	\$ 1,674.00	\$ 721.00	\$ 251.00	
200-1040	MINI TRK LOADER W/B > 600LB <1000LB	\$ 1,786.00	\$ 795.00	\$ 279.00	
200-1045	MINI TRACK LOADER W/B > 1,000LB CAP DSL	\$ 2,093.00	\$ 879.00	\$ 335.00	
200-1050	MINI TRACK LOADER W/B 2000LB CAP DSL	\$ 2,544.00	\$ 1,074.00	\$ 400.00	
200-1310	SKIDSTEER LOADER 250-750LB ROPS	\$ 1,624.00	\$ 579.00	\$ 204.00	
200-1311	SKIDSTEER LOADER 250-750LB CAB	\$ 1,670.00	\$ 591.00	\$ 214.00	
200-1350	SKIDSTEER LOADER 1300-2099LB ROPS	\$ 1,372.00	\$ 530.00	\$ 211.00	
200-1351	SKIDSTEER LOADER 1300-2099LB CAB	\$ 1,455.00	\$ 563.00	\$ 229.00	
200-1352	SKIDSTEER LOADER 1751-2099LB ROPS HF	\$ 1,455.00	\$ 563.00	\$ 229.00	
200-1353	SKIDSTEER LOADER 1751-2099LB CAB HF	\$ 1,479.00	\$ 605.00	\$ 250.00	
200-1360	SKIDSTEER LOADER 2100-2399LB ROPS	\$ 1,558.00	\$ 688.00	\$ 294.00	
200-1361	SKIDSTEER LOADER 2100-2399LB CAB	\$ 1,609.00	\$ 772.00	\$ 321.00	
200-1362	SKIDSTEER LOADER 2100-2399LB ROPS HF	\$ 1,609.00	\$ 772.00	\$ 321.00	
200-1370	SKIDSTEER LOADER 2400-2999LB ROPS	\$ 1,558.00	\$ 688.00	\$ 294.00	
200-1371	SKIDSTEER LOADER 2400-2999LB CAB	\$ 1,609.00	\$ 772.00	\$ 321.00	
200-1372	SKIDSTEER LOADER 2400-2999LB ROPS HF	\$ 1,609.00	\$ 772.00	\$ 321.00	
200-1373	SKIDSTEER LOADER 2400-2999LB CAB HF	\$ 1,739.00	\$ 813.00	\$ 330.00	
200-1382	SKIDSTEER LOADER OVER 3000LB ROPS HF	\$ 2,172.00	\$ 973.00	\$ 405.00	
200-1420	COMPACT TRACK LOADER 600-1299LB ROPS	\$ 2,167.00	\$ 852.00	\$ 328.00	
200-1430	COMPACT TRACK LOADER 1300-1699LB ROPS	\$ 2,167.00	\$ 852.00	\$ 328.00	
200-1431	COMPACT TRACK LOADER 1300-1699LB CAB	\$ 2,253.00	\$ 874.00	\$ 348.00	
200-1440	COMPACT TRACK LOADER 1700-1999LB ROPS	\$ 2,167.00	\$ 852.00	\$ 328.00	
200-1441	COMPACT TRACK LOADER 1700-1999LB CAB	\$ 2,253.00	\$ 874.00	\$ 348.00	
200-1450	COMPACT TRACK LOADER 2000-2399LB ROPS	\$ 2,167.00	\$ 852.00	\$ 328.00	
200-1451	COMPACT TRACK LOADER 2000-2399LB CAB	\$ 2,253.00	\$ 874.00	\$ 348.00	
200-1452	COMPACT TRACK LOADER 2000-2399LB ROPS HF	\$ 2,253.00	\$ 874.00	\$ 348.00	
200-1453	COMPACT TRACK LOADER 2000-2399LB CAB HF	\$ 2,353.00	\$ 912.00	\$ 365.00	
200-1460	COMPACT TRACK LOADER 2400-2799LB ROPS	\$ 2,353.00	\$ 912.00	\$ 365.00	
200-1461	COMPACT TRACK LOADER 2400-2799LB CAB	\$ 2,414.00	\$ 986.00	\$ 377.00	
200-1463	COMPACT TRACK LOADER 2400-2799LB CAB HF	\$ 2,682.00	\$ 1,070.00	\$ 400.00	

200-1470	COMPACT TRACK LOADER 2800LB & OVER ROPS	\$ 2,682.00	\$ 1,070.00	\$ 400.00	
200-1471	COMPACT TRACK LOADER 2800LB & OVER CAB	\$ 2,790.00	\$ 1,111.00	\$ 419.00	
200-1472	COMPACT TRACK LOADER 2800LB & UP ROPS HF	\$ 2,790.00	\$ 1,111.00	\$ 419.00	
200-1473	COMPACT TRACK LOADER 2800LB & UP CAB HF	\$ 2,883.00	\$ 1,149.00	\$ 432.00	
210-1100	BACKHOE COMPACT TLB 20-23HP 4WD ROPS DSL	\$ 1,693.00	\$ 789.00	\$ 251.00	
210-1200	BACKHOE COMPACT TLB 24-29HP 4WD ROPS DSL	\$ 2,066.00	\$ 902.00	\$ 302.00	
210-3100	BACKHOE 70-97HP 2WD ROPS DSL	\$ 1,981.00	\$ 851.00	\$ 316.00	
210-3200	BACKHOE 70-97HP 4WD ROPS DSL	\$ 1,981.00	\$ 851.00	\$ 316.00	
210-3205	BACKHOE 70-97HP 4WD ROPS EXTENDAHOE DSL	\$ 1,981.00	\$ 851.00	\$ 316.00	
210-3250	BACKHOE 70-97HP 4WD CAB DSL	\$ 2,093.00	\$ 921.00	\$ 349.00	
210-3255	BACKHOE 70-97HP 4WD CAB EXTENDAHOE DSL	\$ 2,093.00	\$ 921.00	\$ 349.00	
210-4205	BACKHOE 98-115HP 4WD ROPS EXTENDAHOE DSL	\$ 3,395.00	\$ 1,372.00	\$ 479.00	
210-4250	BACKHOE 98-115HP 4WD CAB DSL	\$ 3,395.00	\$ 1,372.00	\$ 479.00	
210-4255	BACKHOE 98-115HP 4WD CAB EXTENDAHOE DSL	\$ 3,395.00	\$ 1,372.00	\$ 479.00	
210-5205	BACKHOE OVER 115HP 4WD ROPS EXTENHOE DSL	\$ 5,208.00	\$ 1,851.00	\$ 656.00	
210-5250	BACKHOE OVER 115HP 4WD CAB DSL	\$ 5,208.00	\$ 1,851.00	\$ 656.00	
210-5255	BACKHOE OVER 115HP 4WD CAB EXTENDHOE DSL	\$ 5,208.00	\$ 1,851.00	\$ 656.00	
225-0010	COUPLER/EXCAVATOR	\$ 377.00	\$ 126.00	\$ 46.00	
230-1100	DEMOLITION ROBOT DXR300 4300LB 17FT ELEC	\$ 8,091.00	\$ 3,348.00	\$1,163.00	
230-1210	BREAKER DEMOLITION ROBOT 440LB DXR300	\$ 1,497.00	\$ 510.00	\$ 204.00	
240-1000	MINI-EXCAVATOR 2000-2999 LBS DSL ROPS	\$ 1,539.00	\$ 748.00	\$ 265.00	
240-1002	MINI-EXCAVATOR 2000-2999 LBS ELC ROPS	\$ 2,790.00	\$ 1,088.00	\$ 383.00	
240-1100	MINI-EXCAVATOR 3000-3999 LBS DSL ROPS	\$ 1,556.00	\$ 748.00	\$ 272.00	
240-1200	MINI-EXCAVATOR 4000-4999 LBS DSL ROPS	\$ 1,556.00	\$ 748.00	\$ 272.00	
240-1201	MINI-EXCAVATOR 4000-4999 LBS HYBRID ROPS	\$ 2,790.00	\$ 1,088.00	\$ 383.00	
240-1300	MINI-EXCAVATOR 5000-6999 LBS DSL ROPS	\$ 1,556.00	\$ 748.00	\$ 272.00	
240-1310	MINI-EXCAVATOR 5000-6999 LBS DSL CAB	\$ 1,686.00	\$ 791.00	\$ 301.00	
240-1315	MINI-EXCAVATOR 5000-6999 LBS BATT ROPS	\$ 6,132.00	\$ 2,675.00	\$1,056.00	
240-1400	MINI-EXCAVATOR 7000-8999 LBS DSL ROPS	\$ 1,762.00	\$ 804.00	\$ 302.00	
240-1410	MINI-EXCAVATOR 7000-8999 LBS DSL CAB	\$ 1,865.00	\$ 834.00	\$ 315.00	
240-1500	MINI-EXCAVATOR 9000-11999 LBS DSL ROPS	\$ 2,227.00	\$ 923.00	\$ 330.00	
240-1510	MINI-EXCAVATOR 9000-11999 LBS DSL CAB	\$ 2,413.00	\$ 953.00	\$ 358.00	
240-1600	MINI-EXCAVATOR 12000-13999 LBS DSL ROPS	\$ 2,604.00	\$ 1,037.00	\$ 400.00	
240-1610	MINI-EXCAVATOR 12000-13999 LBS DSL CAB	\$ 2,733.00	\$ 1,111.00	\$ 445.00	
240-1620	MINI-EXCAVATOR 12000 LBS DSL CAB WHEELED	\$ 5,580.00	\$ 2,232.00	\$ 930.00	
240-1700	MINI-EXCAVATOR 14000-19000 LBS DSL ROPS	\$ 3,255.00	\$ 1,234.00	\$ 479.00	
240-1710	MINI-EXCAVATOR 14000-19000 LBS DSL CAB	\$ 3,255.00	\$ 1,234.00	\$ 479.00	
240-2000	EXCAVATOR 28000-38000 LBS STD REACH	\$ 4,790.00	\$ 1,741.00	\$ 721.00	
240-2020	EXCAVATOR 28000-38000 LBS REDUCED TAIL	\$ 4,790.00	\$ 1,741.00	\$ 721.00	
240-2030	EXCAVATOR 28000-38000 LBS RED TAILRUBTRK	\$ 5,580.00	\$ 1,953.00	\$ 763.00	
240-2040	EXCAVATOR 28000-38000 LBS CAB WHEELED	\$ 7,905.00	\$ 2,790.00	\$ 930.00	
240-2100	EXCAVATOR 39000-42000 LBS STD REACH	\$ 5,961.00	\$ 2,204.00	\$ 902.00	
240-2200	EXCAVATOR 43000-49999 LBS STD REACH	\$ 5,961.00	\$ 2,204.00	\$ 902.00	
240-2300	EXCAVATOR 50000-59999 LBS STD REACH	\$ 7,170.00	\$ 2,832.00	\$1,153.00	
240-2320	EXCAVATOR 50000-59999 LBS REDUCED TAIL	\$ 7,170.00	\$ 2,832.00	\$1,153.00	
240-2350	EXCAVATOR 50000-59999 LBS WHEELED	\$10,230.00	\$ 3,581.00	\$1,535.00	
240-2400	EXCAVATOR 60000-69999 LBS STD REACH	\$ 9,812.00	\$ 3,534.00	\$1,488.00	
240-2410	EXCAVATOR 60000-69999 LBS LONG REACH	\$10,230.00	\$ 3,581.00	\$1,535.00	

240-2500	EXCAVATOR 70000-80000 LBS STD REACH	\$ 9,812.00	\$ 3,534.00	\$1,488.00	
240-2510	EXCAVATOR 70000-80000 LBS REDUCED TAIL	\$10,230.00	\$ 3,581.00	\$1,535.00	
250-1100	DOZER STD TRACK 70-85 HP ROPS	\$ 3,887.00	\$ 1,590.00	\$ 609.00	
250-1140	DOZER WIDE TRACK 70-85 HP ROPS	\$ 3,887.00	\$ 1,590.00	\$ 609.00	
250-1160	DOZER WIDE TRACK 70-85 HP CAB	\$ 3,887.00	\$ 1,590.00	\$ 609.00	
250-1200	DOZER STD TRACK 86-95 HP ROPS	\$ 4,278.00	\$ 1,679.00	\$ 670.00	
250-1220	DOZER STD TRACK 86-95 HP CAB	\$ 4,278.00	\$ 1,679.00	\$ 670.00	
250-1240	DOZER WIDE TRACK 86-95 HP ROPS	\$ 4,278.00	\$ 1,679.00	\$ 670.00	
250-1260	DOZER WIDE TRACK 86-95 HP CAB	\$ 4,278.00	\$ 1,679.00	\$ 670.00	
250-1300	DOZER STD TRACK 96-105 HP ROPS	\$ 4,982.00	\$ 1,897.00	\$ 739.00	
250-1320	DOZER STD TRACK 96-105 HP CAB	\$ 4,982.00	\$ 1,897.00	\$ 739.00	
250-1340	DOZER WIDE TRACK 96-105 HP ROPS	\$ 4,982.00	\$ 1,897.00	\$ 739.00	
250-1360	DOZER WIDE TRACK 96-105 HP CAB	\$ 4,982.00	\$ 1,897.00	\$ 739.00	
250-1450	DOZER WIDE TRACK 106-130 HP ROPS	\$ 6,603.00	\$ 2,669.00	\$1,070.00	
250-1460	DOZER WIDE TRACK 106-130 HP CAB	\$ 6,603.00	\$ 2,669.00	\$1,070.00	
250-1560	DOZER WIDE TRACK 131-165 HP CAB	\$ 8,370.00	\$ 3,148.00	\$1,163.00	
260-1100	ROAD GRADER 110-119HP DSL	\$ 5,940.00	\$ 2,046.00	\$ 749.00	
260-1120	ROAD GRADER 130-139HP DSL	\$ 8,184.00	\$ 2,930.00	\$1,070.00	
265-1010	COMPACT LOADER 0.75 YD STD BKT DSL	\$ 2,790.00	\$ 1,116.00	\$ 512.00	
265-1110	COMPACT LOADER 1.0-1.4 YD STD BKT DSL	\$ 2,930.00	\$ 1,190.00	\$ 558.00	
265-1300	WHEEL LOADER 2.0-2.4 YD STD BKT DSL	\$ 3,682.00	\$ 1,535.00	\$ 553.00	
265-1310	WHEEL LOADER 3.0-3.4 YD STD BKT DSL	\$ 5,148.00	\$ 1,837.00	\$ 702.00	
265-1320	WHEEL LOADER 2.5-3.4 YD MP BKT DSL	\$ 5,365.00	\$ 2,046.00	\$ 746.00	
265-1410	WHEEL LOADER 3.5-3.9 YD STD BKT DSL	\$ 5,365.00	\$ 2,046.00	\$ 746.00	
265-1510	WHEEL LOADER 4.0-4.5 YD STD BKT DSL	\$ 7,103.00	\$ 2,232.00	\$ 882.00	
265-1520	WHEEL LOADER 4.0-4.5 YD MP BKT DSL	\$ 7,103.00	\$ 2,232.00	\$ 882.00	
275-1120	TRACTOR COMPACT 20-29HP 4WD DSL	\$ 1,404.00	\$ 577.00	\$ 202.00	
275-1160	TRACTOR 40-49HP 4WD DSL	\$ 1,604.00	\$ 655.00	\$ 265.00	
275-1200	TRACTOR 60-69HP 4WD DSL	\$ 1,690.00	\$ 686.00	\$ 274.00	
275-1300	TRACTOR 90-99HP 4WD DSL	\$ 1,800.00	\$ 685.00	\$ 288.00	
275-2140	TRACTOR LOADER 30-39HP 4WD DSL	\$ 1,697.00	\$ 749.00	\$ 279.00	
275-2200	TRACTOR SKIPLOADER 60-90HP 4WD DSL	\$ 2,000.00	\$ 893.00	\$ 326.00	
280-1010	TRENCHER CABLE INSTALLER W/B GAS	\$ 703.00	\$ 348.00	\$ 107.00	
280-1020	TRENCHER W/B TRACK 24IN GAS	\$ 1,026.00	\$ 577.00	\$ 198.00	
280-1040	TRENCHER W/B TRACK 36IN GAS	\$ 1,067.00	\$ 584.00	\$ 209.00	
280-1060	TRENCHER W/B WHEEL 0IN TO 18IN GAS	\$ 824.00	\$ 397.00	\$ 145.00	
280-1070	TRENCHER W/B WHEEL 24IN GAS	\$ 949.00	\$ 540.00	\$ 189.00	
280-1110	TRENCHER RIDE-ON 35-49HP DSL	\$ 2,181.00	\$ 972.00	\$ 395.00	
290-1000	WB LOADER ATTACHMENT AUGER	\$ 410.00	\$ 159.00	\$ 56.00	
290-1005	WB LOADER ATTACHMENT TRENCHER	\$ 501.00	\$ 241.00	\$ 86.00	
290-1010	WB LOADER SOIL CONDITIONER	\$ 820.00	\$ 338.00	\$ 112.00	
290-1015	WB LOADER ATTACHMENT TILLER	\$ 593.00	\$ 265.00	\$ 97.00	
290-1025	WB LOADER ATTACHMENT BREAKER <250 LBS	\$ 1,003.00	\$ 478.00	\$ 168.00	
290-1035	WB LOADER STANDARD BUCKET 35-36 3.5CF	\$ 83.00	\$ 28.00	\$ 9.00	
290-1036	WB LOADER STANDARD BUCKET 41-44 4.3CF	\$ 83.00	\$ 28.00	\$ 9.00	
290-1040	WB LOADER ATTACHMENT GRAPPLE BKT 36IN	\$ 392.00	\$ 167.00	\$ 60.00	
290-1045	WB LOADER ATTACHMENT GRAPPLE BKT 42IN	\$ 392.00	\$ 167.00	\$ 60.00	
290-1050	WB LOADER ATTACHMENT GRAPPLE BKT 48IN	\$ 392.00	\$ 167.00	\$ 60.00	



290-1060	WB LOADER ATTACHMENT FORKS	\$ 205.00	\$ 73.00	\$ 25.00	
290-1080	WB LOADER ATTACHMENT BORING	\$ 410.00	\$ 218.00	\$ 97.00	
290-2000	SKIDSTEER ATTACHMENT AUGER MED TORQUE	\$ 684.00	\$ 275.00	\$ 97.00	
290-2005	SKIDSTEER ATTACHMENT AUGER HI TORQUE	\$ 684.00	\$ 275.00	\$ 97.00	
290-2010	SKIDSTEER ATTACHMENT ANGLE BROOM	\$ 716.00	\$ 338.00	\$ 112.00	
290-2015	SKIDSTEER ATTACHMENT SWEEPER	\$ 716.00	\$ 338.00	\$ 112.00	
290-2020	SKIDSTEER ATTACHMENT SNOW PUSHER	\$ 479.00	\$ 223.00	\$ 122.00	
290-2022	SKIDSTEER ATTACHMENT ANGLE SNOW PLOW	\$ 571.00	\$ 256.00	\$ 123.00	
290-2025	SKIDSTEER ATTACHMENT SNOW BLOWER	\$ 791.00	\$ 290.00	\$ 142.00	
290-2030	SKIDSTEER ATTACHMENT TRENCHER	\$ 1,054.00	\$ 409.00	\$ 148.00	
290-2045	SKIDSTEER ATTACHMENT ROOT RAKE W CLAMP	\$ 410.00	\$ 202.00	\$ 91.00	
290-2050	SKIDSTEER ATTACHMENT ROCK HOUND RAKE	\$ 884.00	\$ 363.00	\$ 148.00	
290-2055	SKIDSTEER ATTACHMENT SOIL CONDITIONER	\$ 884.00	\$ 363.00	\$ 148.00	
290-2057	SKIDSTEER ATTACHMENT FLAIL MOWER	\$ 1,907.00	\$ 870.00	\$ 288.00	
290-2058	SKIDSTEER ATTACHMENT BRUSH CUTTER 60 SF	\$ 1,265.00	\$ 530.00	\$ 189.00	
290-2059	SKIDSTEER ATTACHMENT BRUSH CUTTER 66 SF	\$ 1,265.00	\$ 530.00	\$ 189.00	
290-2060	SKIDSTEER ATTACHMENT BRUSH CUTTER 72 SF	\$ 1,265.00	\$ 530.00	\$ 189.00	
290-2063	SKIDSTEER ATTACHMENT BRUSH CUTTER 72 HF	\$ 1,474.00	\$ 676.00	\$ 237.00	
290-2064	SKIDSTEER ROT MOWER 8IN CAP 60IN DECK HF	\$ 2,210.00	\$ 1,116.00	\$ 423.00	
290-2065	SKIDSTEER ATTACHMENT FORESTRY MULCHER	\$ 3,790.00	\$ 1,932.00	\$ 814.00	
290-2070	SKIDSTEER ATTACHMENT PLANER 14IN SF	\$ 2,041.00	\$ 1,070.00	\$ 331.00	
290-2073	SKIDSTEER ATTACHMENT PLANER 18IN HF	\$ 2,093.00	\$ 1,116.00	\$ 386.00	
290-2075	SKIDSTEER ATTACHMENT PLANER 24IN HF	\$ 2,488.00	\$ 1,395.00	\$ 451.00	
290-2080	SKIDSTEER ATTACHMENT TILLER	\$ 684.00	\$ 314.00	\$ 112.00	
290-2092	SKIDSTEER ATTACHMENT POST DRIVER	\$ 912.00	\$ 365.00	\$ 128.00	
290-2095	SKIDSTEER ATTACHMENT SPREADER	\$ 657.00	\$ 219.00	\$ 79.00	
290-2100	SKIDSTEER ATTACHMENT TREE BOOM	\$ 383.00	\$ 202.00	\$ 71.00	
290-2105	SKIDSTEER ATTACHMENT TILE SCRAPER	\$ 437.00	\$ 232.00	\$ 81.00	
290-2120	SKIDSTEER ATTACHMENT SHEAR	\$ 916.00	\$ 386.00	\$ 116.00	
290-2125	SKIDSTEER ATTACHMENT DOZER BLADE	\$ 383.00	\$ 202.00	\$ 71.00	
290-2135	SKIDSTEER ATTACHMENT VACUUM LIFT BATTERY	\$ 870.00	\$ 423.00	\$ 181.00	
290-2140	SKIDSTEER ATTACHMENT FORKS 42IN	\$ 255.00	\$ 115.00	\$ 40.00	
290-2145	SKIDSTEER ATTACHMENT FORKS 48IN	\$ 255.00	\$ 115.00	\$ 40.00	
290-2148	SKIDSTEER ATTACHMENT FORKS 72IN	\$ 563.00	\$ 247.00	\$ 86.00	
290-2195	SKIDSTEER ATTACHMENT ASPHALT FLOAT	\$ 958.00	\$ 395.00	\$ 172.00	
290-2210	SKIDSTEER ATTACHMENT BREAKER 191-290 LBS	\$ 1,003.00	\$ 478.00	\$ 168.00	
290-2220	SKIDSTEER ATTACHMENT BREAKER 291-390 LBS	\$ 1,003.00	\$ 478.00	\$ 168.00	
290-2225	SKIDSTEER ATTACHMENT BREAKER 391-600 LBS	\$ 1,228.00	\$ 565.00	\$ 198.00	
290-2230	COMBO SSL M-EX ATTACH BREAKER 391-600LBS	\$ 1,228.00	\$ 565.00	\$ 198.00	
290-2235	SKIDSTEER ATTACHMENT BREAKER 601-900 LBS	\$ 1,228.00	\$ 565.00	\$ 198.00	
290-2300	SKIDSTEER ATTACHMENT BUCKET 36IN	\$ 83.00	\$ 28.00	\$ 9.00	
290-2332	SKIDSTEER ATTACHMENT BUCKET 56IN LOW-PRO	\$ 83.00	\$ 28.00	\$ 9.00	
290-2340	SKIDSTEER ATTACHMENT BUCKET 62IN	\$ 83.00	\$ 28.00	\$ 9.00	
290-2345	SKIDSTEER ATTACHMENT BUCKET 62IN 4 IN 1	\$ 410.00	\$ 145.00	\$ 60.00	
290-2350	SKIDSTEER ATTACHMENT BUCKET 62IN LOW-PRO	\$ 83.00	\$ 28.00	\$ 9.00	
290-2360	SKIDSTEER ATTACHMENT BUCKET 66IN	\$ 83.00	\$ 28.00	\$ 9.00	
290-2365	SKIDSTEER ATTACHMENT BUCKET 66IN 4 IN 1	\$ 410.00	\$ 145.00	\$ 60.00	
290-2370	SKIDSTEER ATTACHMENT BUCKET 66IN LOW-PRO	\$ 83.00	\$ 28.00	\$ 9.00	

290-2380	SKIDSTEER ATTACHMENT BUCKET 68IN	\$ 83.00	\$ 28.00	\$ 9.00	
290-2385	SKIDSTEER ATTACHMENT BUCKET 68IN 4 IN 1	\$ 410.00	\$ 145.00	\$ 60.00	
290-2390	SKIDSTEER ATTACHMENT BUCKET 68IN LOW-PRO	\$ 83.00	\$ 28.00	\$ 9.00	
290-2400	SKIDSTEER ATTACHMENT BUCKET 72IN	\$ 83.00	\$ 28.00	\$ 9.00	
290-2402	SKIDSTEER ATTACHMENT BUCKET 72IN LOW-PRO	\$ 83.00	\$ 28.00	\$ 9.00	
290-2405	SKIDSTEER ATTACHMENT BUCKET 72IN 4 IN 1	\$ 410.00	\$ 145.00	\$ 60.00	
290-2420	SKIDSTEER ATTACHMENT BUCKET 74IN	\$ 83.00	\$ 28.00	\$ 9.00	
290-2425	SKIDSTEER ATTACHMENT BUCKET 74IN 4 IN 1	\$ 410.00	\$ 145.00	\$ 60.00	
290-2430	SKIDSTEER ATTACHMENT BUCKET 74IN LIGHT	\$ 83.00	\$ 28.00	\$ 9.00	
290-2435	SKIDSTEER ATTACHMENT BUCKET 74IN LOW-PRO	\$ 83.00	\$ 28.00	\$ 9.00	
290-2440	SKIDSTEER ATTACHMENT BUCKET 78IN LOW-PRO	\$ 83.00	\$ 28.00	\$ 9.00	
290-2460	SKIDSTEER ATTACHMENT BUCKET 80IN	\$ 83.00	\$ 28.00	\$ 9.00	
290-2467	SKIDSTEER ATTACHMENT BUCKET 80IN LOW-PRO	\$ 83.00	\$ 28.00	\$ 9.00	
290-2475	SKIDSTEER ATTACHMENT BUCKET 84IN	\$ 83.00	\$ 28.00	\$ 9.00	
290-2500	SKIDSTEER ATTACHMENT BRUSH GRAPPLE	\$ 501.00	\$ 214.00	\$ 74.00	
290-2502	SKIDSTEER ATTACHMENT GRAPPLE BKT 36IN	\$ 488.00	\$ 182.00	\$ 59.00	
290-2505	SKIDSTEER ATTACHMENT GRAPPLE BKT 60-65IN	\$ 521.00	\$ 232.00	\$ 79.00	
290-2510	SKIDSTEER ATTACHMENT GRAPPLE BKT 66-71IN	\$ 521.00	\$ 232.00	\$ 79.00	
290-2515	SKIDSTEER ATTACHMENT GRAPPLE BKT 72-77IN	\$ 521.00	\$ 232.00	\$ 79.00	
290-2600	TOOLCAT ATTACHMENT SPREADER	\$ 557.00	\$ 243.00	\$ 84.00	
290-3020	TRACTOR ATTACHMENT RIPPER	\$ 365.00	\$ 144.00	\$ 50.00	
290-3030	TRACTOR ATTACHMENT BOX BLADE	\$ 365.00	\$ 144.00	\$ 50.00	
290-3040	TRACTOR ATTACHMENT ROTARY BRUSH MOWER	\$ 432.00	\$ 158.00	\$ 66.00	
290-3047	TRACTOR ATTACHMENT FLAIL MOWER	\$ 660.00	\$ 256.00	\$ 84.00	
290-3060	TRACTOR ATTACHMENT TILLER	\$ 593.00	\$ 218.00	\$ 76.00	
290-4010	COMPACTION WHEEL BACKHOE 12IN	\$ 767.00	\$ 335.00	\$ 126.00	
290-4015	COMPACTION WHEEL BACKHOE 18IN	\$ 767.00	\$ 335.00	\$ 126.00	
290-4020	COMPACTION WHEEL BACKHOE 24IN	\$ 767.00	\$ 335.00	\$ 126.00	
290-4030	BACKHOE ATTACHMENT THUMB	\$ 126.00	\$ 70.00	\$ 23.00	
290-4050	BACKHOE ATTACHMENT FORKS 42IN	\$ 302.00	\$ 126.00	\$ 46.00	
290-4055	BACKHOE ATTACHMENT FORKS 48IN	\$ 302.00	\$ 126.00	\$ 46.00	
290-4060	BACKHOE ATTACHMENT FORKS 60IN	\$ 326.00	\$ 132.00	\$ 50.00	
290-4100	BACKHOE BUCKET CRIBBING 8IN QC	\$ 107.00	\$ 54.00	\$ 26.00	
290-4120	BACKHOE BUCKET TRENCH 12IN QC	\$ 107.00	\$ 54.00	\$ 26.00	
290-4140	BACKHOE BUCKET TRENCH 18IN QC	\$ 107.00	\$ 54.00	\$ 26.00	
290-4150	BACKHOE BUCKET TRENCH 24IN QC	\$ 107.00	\$ 54.00	\$ 26.00	
290-4160	BACKHOE BUCKET TRENCH 30IN QC	\$ 107.00	\$ 54.00	\$ 26.00	
290-4170	BACKHOE BUCKET TRENCH 36IN QC	\$ 107.00	\$ 54.00	\$ 26.00	
290-4180	BACKHOE BUCKET SMOOTH 36IN QC	\$ 107.00	\$ 54.00	\$ 26.00	
290-4190	BACKHOE BUCKET TRENCH 42IN QC	\$ 301.00	\$ 106.00	\$ 46.00	
290-4205	BACKHOE BUCKET SMOOTH 48IN QC	\$ 301.00	\$ 106.00	\$ 46.00	
290-4210	BACKHOE BUCKET TRENCH 48IN QC	\$ 301.00	\$ 106.00	\$ 46.00	
290-4280	BACKHOE BUCKET 1YD SIDE DUMP	\$ 767.00	\$ 358.00	\$ 126.00	
290-5000	MINI-EX ATTACHMENT AUGER MED TORQUE	\$ 684.00	\$ 275.00	\$ 97.00	
290-5010	COMPACTION WHEEL MINI-EX <19K LBS 16-18	\$ 614.00	\$ 290.00	\$ 101.00	
290-5020	MINI-EX ATTACHMENT FORESTRY MULCHER	\$ 2,530.00	\$ 1,288.00	\$ 488.00	
290-5150	MINI-EX ATTACHMENT BREAKER 191-290 LBS	\$ 1,228.00	\$ 565.00	\$ 198.00	
290-5160	MINI-EX ATTACHMENT BREAKER 391-600 LBS	\$ 1,228.00	\$ 565.00	\$ 198.00	

290-5165	MINI-EX ATTACHMENT BREAKER 601-900 LBS	\$ 2,162.00	\$ 1,051.00	\$ 363.00	
290-5180	MINI-EX ATTACH SWING CPLR UP TO 9K LBS	\$ 410.00	\$ 140.00	\$ 50.00	
290-5186	MINI-EX TLB ATTACH SWING CPLR 14-20K LBS	\$ 540.00	\$ 211.00	\$ 79.00	
290-5210	MINI-EX <19K LBS BUCKET CRIBBING 10IN QC	\$ 137.00	\$ 47.00	\$ 19.00	
290-5220	MINI-EX <19K LBS BUCKET TRENCH <12IN QC	\$ 137.00	\$ 47.00	\$ 19.00	
290-5240	MINI-EX <19K LBS BUCKET TRENCH 12IN QC	\$ 137.00	\$ 47.00	\$ 19.00	
290-5245	MINI-EX <19K LBS BUCKET TRENCH 12IN PO	\$ 137.00	\$ 47.00	\$ 19.00	
290-5250	MINI-EX <19K LBS BUCKET SMOOTH 12IN QC	\$ 137.00	\$ 47.00	\$ 19.00	
290-5270	MINI-EX <19K LBS BUCKET TRENCH 16IN QC	\$ 137.00	\$ 47.00	\$ 19.00	
290-5280	MINI-EX <19K LBS BUCKET TRENCH 18IN QC	\$ 137.00	\$ 47.00	\$ 19.00	
290-5285	MINI-EX <19K LBS BUCKET TRENCH 18IN PO	\$ 137.00	\$ 47.00	\$ 19.00	
290-5290	MINI-EX <19K LBS BUCKET SMOOTH 18IN QC	\$ 137.00	\$ 47.00	\$ 19.00	
290-5320	MINI-EX <19K LBS BUCKET TRENCH 24IN QC	\$ 137.00	\$ 47.00	\$ 19.00	
290-5325	MINI-EX <19K LBS BUCKET TRENCH 24IN PO	\$ 137.00	\$ 47.00	\$ 19.00	
290-5330	MINI-EX <19K LBS BUCKET SMOOTH 24IN QC	\$ 137.00	\$ 47.00	\$ 19.00	
290-5340	MINI-EX <19K LBS BUCKET TRENCH 30IN QC	\$ 137.00	\$ 47.00	\$ 19.00	
290-5350	MINI-EX <19K LBS BUCKET SMOOTH 30 IN QC	\$ 137.00	\$ 47.00	\$ 19.00	
290-5360	MINI-EX <19K LBS BUCKET TRENCH 36IN QC	\$ 137.00	\$ 47.00	\$ 19.00	
290-5365	MINI-EX <19K LBS BUCKET TRENCH 36IN PO	\$ 137.00	\$ 47.00	\$ 19.00	
290-5370	MINI-EX <19K LBS BUCKET SMOOTH 36IN QC	\$ 137.00	\$ 47.00	\$ 19.00	
290-5380	MINI-EX <19K LBS BUCKET SWING 36IN QC	\$ 137.00	\$ 47.00	\$ 19.00	
290-5390	MINI-EX <19K LBS BUCKET TRENCH 42IN QC	\$ 205.00	\$ 73.00	\$ 30.00	
290-5395	MINI-EX <19K LBS BUCKET SMOOTH 42IN QC	\$ 205.00	\$ 73.00	\$ 30.00	
290-5410	MINI-EX <19K LBS BUCKET TRENCH 48N QC	\$ 205.00	\$ 73.00	\$ 30.00	
290-5420	MINI-EX <19K LBS BUCKET SMOOTH 48IN QC	\$ 205.00	\$ 73.00	\$ 30.00	
290-6000	EXCAVAT 28K-39K BUCKET TRENCH 12IN QC	\$ 273.00	\$ 97.00	\$ 40.00	
290-6010	EXCAVAT 28K-39K BUCKET TRENCH 18IN QC	\$ 273.00	\$ 97.00	\$ 40.00	
290-6015	EXCAVAT 28K-39K BUCKET TRENCH 18IN PO	\$ 273.00	\$ 97.00	\$ 40.00	
290-6020	EXCAVAT 28K-39K BUCKET TRENCH 24IN QC	\$ 273.00	\$ 97.00	\$ 40.00	
290-6025	EXCAVAT 28K-39K BUCKET TRENCH 24IN PO	\$ 273.00	\$ 97.00	\$ 40.00	
290-6030	EXCAVAT 28K-39K BUCKET TRENCH 30IN QC	\$ 273.00	\$ 97.00	\$ 40.00	
290-6035	EXCAVAT 28K-39K BUCKET TRENCH 30IN PO	\$ 273.00	\$ 97.00	\$ 40.00	
290-6040	EXCAVAT 28K-39K BUCKET TRENCH 36IN QC	\$ 273.00	\$ 97.00	\$ 40.00	
290-6045	EXCAVAT 28K-39K BUCKET TRENCH 36IN PO	\$ 273.00	\$ 97.00	\$ 40.00	
290-6050	EXCAVAT 28K-39K BUCKET TRENCH 42IN QC	\$ 273.00	\$ 97.00	\$ 40.00	
290-6055	EXCAVAT 28K-39K BUCKET TRENCH 42IN PO	\$ 273.00	\$ 97.00	\$ 40.00	
290-6060	EXCAVAT 28K-39K BUCKET TRENCH 48IN QC	\$ 273.00	\$ 97.00	\$ 40.00	
290-6065	EXCAVAT 28K-39K BUCKET TRENCH 48IN PO	\$ 273.00	\$ 97.00	\$ 40.00	
290-6070	EXCAVAT 28K-39K BUCKET SCREEN 48IN QC	\$ 273.00	\$ 97.00	\$ 40.00	
290-6082	EXCAVAT 28K-39K BUCKET SMOOTH 60IN QC	\$ 409.00	\$ 145.00	\$ 60.00	
290-6085	EXCAVAT 28K-39K BUCKET TRENCH 60IN PO	\$ 409.00	\$ 145.00	\$ 60.00	
290-6105	EXCAVAT 28K-39K BUCKET TRENCH 72IN QC	\$ 409.00	\$ 145.00	\$ 60.00	
290-6135	EXCAVAT 39K-50K BUCKET TRENCH 24IN PO	\$ 335.00	\$ 121.00	\$ 50.00	
290-6145	EXCAVAT 39K-50K BUCKET TRENCH 30IN PO	\$ 335.00	\$ 121.00	\$ 50.00	
290-6155	EXCAVAT 39K-50K BUCKET TRENCH 36IN PO	\$ 335.00	\$ 121.00	\$ 50.00	
290-6165	EXCAVAT 39K-50K BUCKET TRENCH 42IN PO	\$ 335.00	\$ 121.00	\$ 50.00	
290-6175	EXCAVAT 39K-50K BUCKET TRENCH 48IN PO	\$ 335.00	\$ 121.00	\$ 50.00	
290-6195	EXCAVAT 39K-50K BUCKET SMOOTH 60IN PO	\$ 478.00	\$ 172.00	\$ 74.00	

290-6210	EXCAVAT 39K-50K BUCKET SMOOTH 66IN PO	\$ 478.00	\$ 172.00	\$ 74.00	
290-6215	EXCAVAT 39K-50K BUCKET SMOOTH 72IN PO	\$ 478.00	\$ 172.00	\$ 74.00	
290-6245	EXCAVAT 50K-60K BUCKET TRENCH 24IN PO	\$ 335.00	\$ 121.00	\$ 50.00	
290-6265	EXCAVAT 50K-60K BUCKET TRENCH 36IN PO	\$ 335.00	\$ 121.00	\$ 50.00	
290-6285	EXCAVAT 50K-60K BUCKET TRENCH 48IN PO	\$ 335.00	\$ 121.00	\$ 50.00	
290-6295	EXCAVAT 50K-60K BUCKET TRENCH 54IN PO	\$ 478.00	\$ 172.00	\$ 74.00	
290-6365	EXCAVAT 60K-80K BUCKET TRENCH 36IN PO	\$ 409.00	\$ 145.00	\$ 60.00	
290-6395	EXCAVAT 60K-80K BUCKET TRENCH 54IN PO	\$ 409.00	\$ 145.00	\$ 60.00	
290-6405	EXCAVAT 60K-80K BUCKET TRENCH 60IN PO	\$ 616.00	\$ 214.00	\$ 88.00	
290-6500	EXCAVAT ATTACHMENT GRAPPLE BUCKET	\$ 3,255.00	\$ 1,418.00	\$ 507.00	
290-6510	EXCAVAT ATTACHMENT FLAIL MOWER	\$ 1,276.00	\$ 670.00	\$ 255.00	
290-6530	COMPACTION WHEEL EXCAVATOR 28K-39K 24IN	\$ 1,260.00	\$ 577.00	\$ 228.00	
290-6535	COMPACTION WHEEL EXCAVATOR 39K-50K 36IN	\$ 1,260.00	\$ 577.00	\$ 228.00	
290-6585	BACKHOE/8MT EXC ATTACHMENT AUGER	\$ 930.00	\$ 353.00	\$ 127.00	
290-6590	EXCAVAT ATTACHMENT THUMB	\$ 326.00	\$ 186.00	\$ 71.00	
290-6700	EXC TLB ATTACH BREAKER 1251-1800 LBS	\$ 2,139.00	\$ 1,037.00	\$ 367.00	
290-6705	EXCAVAT ATTACHMENT BREAKER 1801-2500 LBS	\$ 3,813.00	\$ 1,721.00	\$ 642.00	
290-6710	EXCAVAT ATTACHMENT BREAKER 2501-4800 LBS	\$ 3,999.00	\$ 1,814.00	\$ 656.00	
290-6715	EXCAVAT ATTACHMENT BREAKER 4801-6500 LBS	\$ 4,929.00	\$ 2,241.00	\$ 818.00	
290-6720	EXCAVAT ATTACHMENT BREAKER >10000 LBS	\$ 6,696.00	\$ 2,795.00	\$1,042.00	
290-7000	LOADER ATTACHMENT ROOT RAKE NO CLAMP	\$ 493.00	\$ 265.00	\$ 112.00	
290-7005	LOADER ATTACHMENT ROOT RAKE W CLAMP	\$ 866.00	\$ 458.00	\$ 198.00	
290-7010	LOADER ATTACHMENT LANDSCAPE RAKE	\$ 634.00	\$ 285.00	\$ 124.00	
290-7020	LOADER ATTACHMENT SNOW PUSHER	\$ 739.00	\$ 358.00	\$ 127.00	
290-7025	LOADER ATTACHMENT BOOM	\$ 342.00	\$ 153.00	\$ 81.00	
290-7030	LOADER ATTACHMENT TRUSS BOOM	\$ 342.00	\$ 153.00	\$ 81.00	
290-7038	FORKS FOR 1-1.4 YD WHEEL LOADER 48-60IN	\$ 465.00	\$ 242.00	\$ 93.00	
290-7040	FORKS FOR 2.5-3.5 YD WHEEL LOADER 48IN	\$ 465.00	\$ 242.00	\$ 93.00	
290-7045	FORKS FOR 2.5-3.5 YD WHEEL LOADER 60IN	\$ 540.00	\$ 280.00	\$ 107.00	
290-7050	FORKS FOR 2.5-3.5 YD WHEEL LOADER 72IN	\$ 540.00	\$ 280.00	\$ 107.00	
290-7055	FORKS FOR 2.5-3.5 YD WHEEL LOADER 96IN	\$ 581.00	\$ 302.00	\$ 135.00	
290-7060	FORKS FOR 2.5-3.5 YD WHEEL LOADER 96IN	\$ 623.00	\$ 330.00	\$ 149.00	
290-7070	FORKS FOR 4.0-4.5 YD WHEEL LOADER 60IN	\$ 586.00	\$ 321.00	\$ 125.00	
290-7075	FORKS FOR 4.0-4.5 YD WHEEL LOADER 72IN	\$ 661.00	\$ 310.00	\$ 135.00	
290-7085	FORKS FOR 4.0-4.5 YD WHEEL LOADER 96IN	\$ 711.00	\$ 356.00	\$ 153.00	
290-7110	LOADER BUCKET <4YD	\$ 307.00	\$ 144.00	\$ 50.00	
290-7115	LOADER BUCKET 4YD AND OVER	\$ 387.00	\$ 186.00	\$ 74.00	
290-7120	LOADER BUCKET COMBINATION	\$ 542.00	\$ 237.00	\$ 93.00	
290-7140	LOADER BUCKET ROLLOUT 5-6YD	\$ 1,733.00	\$ 609.00	\$ 270.00	
290-7145	LOADER BUCKET ROLLOUT 7.5YD AND OVER	\$ 1,814.00	\$ 725.00	\$ 312.00	
290-7150	LOADER BUCKET SIDE DUMP	\$ 739.00	\$ 326.00	\$ 112.00	
290-7155	LOADER ATTACHMENT PIPE GRAPPLE FORK	\$ 1,095.00	\$ 395.00	\$ 149.00	
290-7157	LOADER ATTACHMENT GRAPPLE BUCKET	\$ 739.00	\$ 326.00	\$ 112.00	
290-8000	DOZER ATTACHMENT ROOT RAKE NO CLAMP	\$ 386.00	\$ 193.00	\$ 76.00	
290-8020	CONCRETE HWY BARRIER LIFTING TONGS	\$ 412.00	\$ 219.00	\$ 75.00	
310-1005	MANHOLE BOX 2FTX8FTX8FT	\$ 339.00	\$ 116.00	\$ 23.00	
310-1010	MANHOLE BOX 4FTX10FTX10FT	\$ 837.00	\$ 278.00	\$ 56.00	
310-1020	MANHOLE BOX 4FTX8FTX8FT	\$ 684.00	\$ 234.00	\$ 47.00	

310-1035	MANHOLE BOX 8FTX10FTX10FT	\$ 1,548.00	\$ 522.00	\$ 131.00	
310-1040	MANHOLE BOX 8FTX8FTX8FT	\$ 1,016.00	\$ 357.00	\$ 72.00	
310-1045	MANHOLE BOX PLYWOOD 4FTX8FTX6-8FT	\$ 565.00	\$ 199.00	\$ 40.00	
310-1055	MANHOLE BOX PLYWOOD 8FTX8FTX6-8FT	\$ 628.00	\$ 221.00	\$ 45.00	
310-1070	MANHOLE BOX 6FTX10FTX10FT	\$ 847.00	\$ 299.00	\$ 74.00	
310-1124	SHEETING GUIDE FRAME 24FT	\$ 2,009.00	\$ 848.00	\$ 424.00	ADD
310-1150	SHEETING GUIDE FRAME ADAPTER	\$ 735.00	\$ 310.00	\$ 154.00	ADD
310-1175	SHACKLE GROUND RELEASE 12 TON W/2 TAGLIN	\$ 535.00	\$ 226.00	\$ 113.00	ADD
310-2000	SHIELD 4FTX10FTX4IN	\$ 773.00	\$ 272.00	\$ 68.00	
310-2005	SHIELD 4FTX12FTX4IN	\$ 628.00	\$ 221.00	\$ 45.00	
310-2010	SHIELD 4FTX16FTX4IN	\$ 967.00	\$ 340.00	\$ 68.00	
310-2015	SHIELD 4FTX20FTX4IN	\$ 1,130.00	\$ 398.00	\$ 80.00	
310-2020	SHIELD 4FTX24FTX6IN	\$ 1,495.00	\$ 525.00	\$ 105.00	
310-2025	SHIELD 6FTX12FTX4IN	\$ 753.00	\$ 265.00	\$ 53.00	
310-2030	SHIELD 6FTX16FTX4IN	\$ 1,068.00	\$ 376.00	\$ 75.00	
310-2045	SHIELD 6FTX24FTX6IN	\$ 1,725.00	\$ 575.00	\$ 115.00	
310-2046	SHIELD 8FTX8FTX4IN	\$ 1,004.00	\$ 353.00	\$ 102.00	
310-2048	SHIELD 8FTX10FTX4IN	\$ 1,004.00	\$ 353.00	\$ 102.00	ADD
310-2050	SHIELD 8FTX12FTX4IN	\$ 1,004.00	\$ 353.00	\$ 102.00	
310-2055	SHIELD 8FTX16FTX4IN	\$ 1,243.00	\$ 437.00	\$ 107.00	
310-2060	SHIELD 8FTX20FTX4IN	\$ 1,507.00	\$ 530.00	\$ 112.00	
310-2061	SHIELD 8FTX20FTX6IN	\$ 1,609.00	\$ 639.00	\$ 286.00	ADD
310-2070	SHIELD 8FTX24FTX6IN	\$ 2,159.00	\$ 760.00	\$ 152.00	
310-2073	SHIELD 10FTX10FTX4IN	\$ 1,381.00	\$ 486.00	\$ 112.00	ADD
310-2075	SHIELD 10FTX12FTX4IN	\$ 1,381.00	\$ 486.00	\$ 112.00	
310-2080	SHIELD 10FTX12FTX6IN	\$ 1,381.00	\$ 486.00	\$ 112.00	
310-2085	SHIELD 10FTX16FTX4IN	\$ 1,746.00	\$ 614.00	\$ 123.00	
310-2086	SHIELD 10FTX16FTX6IN	\$ 1,997.00	\$ 702.00	\$ 140.00	ADD
310-2090	SHIELD 10FTX20FTX4IN	\$ 1,997.00	\$ 702.00	\$ 140.00	
310-2091	SHIELD 10FTX20FTX6IN	\$ 2,325.00	\$ 861.00	\$ 172.00	ADD
310-2095	SHIELD 10FTX24FTX6IN	\$ 2,325.00	\$ 861.00	\$ 172.00	
310-2300	END PANEL SHIELD 6FTX8FT	\$ 423.00	\$ 150.00	\$ 37.00	
310-4010	SHIELD 8FTX10FT ALUMINUM SOLID	\$ 1,050.00	\$ 369.00	\$ 185.00	
310-4015	SHIELD 8FTX12FT ALUMINUM SOLID	\$ 1,204.00	\$ 398.00	\$ 199.00	
310-4020	SHIELD 8FTX8FT ALUMINUM SOLID	\$ 904.00	\$ 318.00	\$ 159.00	
310-4035	SHIELD 6FTX12FT ALUMINUM CORRUGATED	\$ 854.00	\$ 300.00	\$ 151.00	
310-4045	SHIELD 6FTX8FT ALUMINUM CORRUGATED	\$ 603.00	\$ 212.00	\$ 106.00	
310-4055	SHIELD 8FTX10FT ALUMINUM CORRUGATED	\$ 954.00	\$ 336.00	\$ 168.00	
310-4060	SHIELD 8FTX12FT ALUMINUM CORRUGATED	\$ 1,130.00	\$ 398.00	\$ 199.00	
310-4070	SHIELD 8FTX8FT ALUMINUM CORRUGATED	\$ 1,000.00	\$ 334.00	\$ 167.00	
310-4105	SHIELD ARCH	\$ 753.00	\$ 265.00	\$ 53.00	
310-4195	TEST PIPE PLUG 8-16IN	\$ 195.00	\$ 65.00	\$ 33.00	
310-4200	TEST PIPE PLUG 12-18IN	\$ 201.00	\$ 71.00	\$ 37.00	
310-4205	TEST PIPE PLUG 12-24IN	\$ 285.00	\$ 100.00	\$ 53.00	
310-4210	TEST PIPE PLUG 15-30IN	\$ 462.00	\$ 143.00	\$ 75.00	
310-4225	TEST PIPE PLUG 20-36IN	\$ 632.00	\$ 204.00	\$ 102.00	
310-4235	PIPE VAC TEST PLUG 24-30IN	\$ 397.00	\$ 140.00	\$ 73.00	
310-4240	TEST PIPE PLUG 24-48IN	\$ 791.00	\$ 278.00	\$ 144.00	

320-2065	STEEL PLATE 4FTX8FTX1IN	\$ 78.00	\$ 20.00	\$ 4.00	
320-2100	STEEL PLATE 6FTX10FTX1IN	\$ 104.00	\$ 26.00	\$ 6.00	
320-2155	STEEL PLATE 8FTX12FTX1IN	\$ 175.00	\$ 44.00	\$ 8.00	
320-2185	STEEL PLATE 8FTX16FTX1.5IN	\$ 379.00	\$ 95.00	\$ 19.00	
340-1050	GLASS HANDLER 770LB 9'-4" ELEC	\$ 4,297.00	\$ 1,442.00	\$ 465.00	
340-1060	GLASS HANDLER 1265LB 11'-10" ELEC	\$ 5,613.00	\$ 1,832.00	\$ 605.00	
340-1080	GLASS HANDLER 1730LB 12'-9" ELEC	\$ 6,733.00	\$ 2,226.00	\$ 767.00	
340-1090	GLASS HANDLER 2200LB 13'-5" ELEC	\$ 7,779.00	\$ 2,436.00	\$ 814.00	
340-1300	GLASS HANDLER 550LB 9FT 7IN MANUAL	\$ 917.00	\$ 423.00	\$ 181.00	
350-1130	CRAWLER CRANE 1990LB 22FT TIP BATT	\$ 4,664.00	\$ 1,495.00	\$ 575.00	
350-1145	CRAWLER CRANE 1990LB 37FT TIP JIB DF	\$ 5,789.00	\$ 2,000.00	\$ 695.00	
350-1150	CRAWLER CRANE 1990LB 37FT TIP JIB BATT	\$ 5,789.00	\$ 2,000.00	\$ 695.00	
350-1185	CRAWLER CRANE 5800LB 31FT TIP BATT	\$ 5,789.00	\$ 2,000.00	\$ 695.00	
350-1200	CRAWLER CRANE 6450LB 37FT TIP JIB DF	\$ 5,789.00	\$ 2,000.00	\$ 695.00	
350-1205	CRAWLER CRANE 6450LB 37FT TIP JIB BATT	\$ 5,789.00	\$ 2,000.00	\$ 695.00	
350-1210	CRAWLER CRANE 6450LB 37FT TIP JIB DSL	\$ 5,789.00	\$ 2,000.00	\$ 695.00	
350-1225	CRAWLER CRANE 5800LB 52FT TIP HYB	\$ 7,626.00	\$ 2,465.00	\$ 855.00	
350-1240	CRAWLER CRANE 6680LB 52FT TIP HYB	\$ 7,626.00	\$ 2,465.00	\$ 855.00	
350-1245	CRAWLER CRANE 6680LB 52FT TIP DSL	\$ 7,626.00	\$ 2,465.00	\$ 855.00	
350-1265	CRAWLER CRANE 6680LB 52FT TIP JIB HYBLMI	\$ 7,626.00	\$ 2,465.00	\$ 855.00	
350-1270	CRAWLER CRANE 5800LB 54FT TIP DSL LMI	\$ 7,626.00	\$ 2,465.00	\$ 855.00	
350-1285	CRAWLER CRANE 8920LB 68FT TIP HYB	\$ 9,207.00	\$ 2,883.00	\$1,070.00	
350-2010	CRANE CARRY DECK DUAL FUEL 5000LB 15FT	\$ 3,148.00	\$ 1,149.00	\$ 395.00	
350-2030	CRANE CARRY DECK DSL 8000LB 19FT	\$ 4,004.00	\$ 1,511.00	\$ 586.00	
350-2040	CRANE CARRY DECK DUAL FUEL 8000LB 19FT	\$ 4,004.00	\$ 1,511.00	\$ 586.00	
350-2060	CRANE CARRY DECK DSL 18000LB 30FT	\$ 4,492.00	\$ 1,902.00	\$ 693.00	
350-2070	CRANE CARRY DECK DUAL FUEL 18000LB 30FT	\$ 4,492.00	\$ 1,902.00	\$ 693.00	
350-2090	CRANE CARRY DECK DSL 30000LB 50FT	\$ 6,236.00	\$ 2,478.00	\$ 949.00	
350-2100	CRANE CARRY DECK DUAL FUEL 30000LB 50FT	\$ 6,236.00	\$ 2,478.00	\$ 949.00	
350-2110	CRANE CARRY DECK DSL 36000LB 50FT	\$ 6,236.00	\$ 2,478.00	\$ 949.00	
350-2115	CRANE CARRY DECK LPG 36000LB 50FT	\$ 6,798.00	\$ 2,827.00	\$1,046.00	
350-2150	CRANE CARRY DECK DSL 50000LB 70FT	\$ 8,496.00	\$ 3,232.00	\$1,214.00	
350-3000	CRANE ROUGH TERRAIN DSL 30000LB 60FT	\$ 5,673.00	\$ 1,897.00	\$ 674.00	
350-3210	CRANE WALK-BEHIND BOOM 3000LB BATTERY	\$ 2,125.00	\$ 851.00	\$ 335.00	
350-3225	CRANE WALK-BEHIND 1950LB CAP BATTERY	\$ 5,932.00	\$ 2,074.00	\$ 851.00	
355-1010	DRONE TIER 1 (RR)	\$ 1,669.00	\$ 479.00	\$ 121.00	
355-1030	DRONE TIER 2 (RR)	\$ 1,851.00	\$ 521.00	\$ 130.00	
355-1050	DRONE TIER 3 (RR)	\$ 3,181.00	\$ 856.00	\$ 214.00	
355-1070	DRONE TIER 4 (RR)	\$ 2,692.00	\$ 698.00	\$ 177.00	
355-1090	DRONE TIER 5 (RR)	\$ 9,299.00	\$ 2,513.00	\$ 642.00	
355-2030	PAYLOAD TIER 2 (RR)	\$ 251.00	\$ 84.00	\$ 28.00	
355-2050	PAYLOAD TIER 3 (RR)	\$ 1,851.00	\$ 551.00	\$ 138.00	
355-2070	PAYLOAD TIER 4 (RR)	\$ 2,279.00	\$ 707.00	\$ 177.00	
355-2090	PAYLOAD TIER 5 (RR)	\$10,695.00	\$ 2,744.00	\$ 698.00	
355-2110	DRONE BASE STATION TIER 1 (RR)	\$ 952.00	\$ 238.00	\$ 60.00	
355-2130	DRONE BASE STATION TIER 2 (RR)	\$ 1,181.00	\$ 312.00	\$ 78.00	
400-1020	WORK PLATFORM 2-5 FT DRIVABLE BATT	\$ 321.00	\$ 193.00	\$ 98.00	
400-1050	MAST LIFT 7FT PUSH AROUND MANUAL LIFT	\$ 339.00	\$ 230.00	\$ 121.00	



400-1070	MAST LIFT 5-7FT PUSH AROUND ELEC LIFT	\$ 321.00	\$ 193.00	\$ 98.00	
400-1100	MAST LIFT 13-15FT PORTABLE BATT	\$ 382.00	\$ 251.00	\$ 126.00	
400-1200	MAST LIFT 20FT PUSH AROUND OTR BATT	\$ 393.00	\$ 252.00	\$ 107.00	
400-1210	MAST LIFT 25FT PUSH AROUND OTR BATT	\$ 511.00	\$ 330.00	\$ 128.00	
400-1220	MAST LIFT 30FT PUSH AROUND OTR BATT	\$ 638.00	\$ 358.00	\$ 166.00	
400-1222	MAST LIFT 30FT PUSH AROUND NO OTR BATT	\$ 638.00	\$ 358.00	\$ 166.00	
400-1230	MAST LIFT 36FT PUSH AROUND OTR BATT	\$ 689.00	\$ 407.00	\$ 177.00	
400-1240	MAST LIFT 40FT PUSH AROUND OTR BATT	\$ 715.00	\$ 467.00	\$ 183.00	
400-1270	MAST LIFT 12FT DRIVABLE BATT	\$ 367.00	\$ 228.00	\$ 97.00	
400-1280	MAST LIFT 15FT-16FT DRIVABLE BATT	\$ 400.00	\$ 241.00	\$ 118.00	
400-1282	MAST LIFT 16FT DRIVABLE BATT ALL ELEC	\$ 750.00	\$ 376.00	\$ 172.00	
400-1290	MAST LIFT 20FT DRIVABLE BATT	\$ 442.00	\$ 246.00	\$ 126.00	
400-1291	MAST LIFT 20FT DRIVABLE BLK BATT	\$ 442.00	\$ 246.00	\$ 126.00	
400-1293	MAST LIFT 20FT DRIVABLE LCS BATT	\$ 488.00	\$ 298.00	\$ 153.00	
400-1295	MAST LIFT 25FT DRIVABLE LCS BATT	\$ 702.00	\$ 403.00	\$ 205.00	
400-1300	MAST STYLE BOOM LIFT 20FT BATT	\$ 1,577.00	\$ 498.00	\$ 195.00	
400-1310	MAST STYLE BOOM LIFT 26FT BATT	\$ 1,632.00	\$ 504.00	\$ 214.00	
400-1320	MAST STYLE BOOM LIFT 32FT BATT	\$ 2,181.00	\$ 617.00	\$ 261.00	
405-1053	AIRCRAFT MAINTENANCE STAND PUSH AROUND	\$ 527.00	\$ 264.00	\$ 140.00	
405-1060	SCISSOR LIFT 12-13FT 30IN ELEC	\$ 386.00	\$ 219.00	\$ 111.00	
405-1062	SCISSOR LIFT 13FT 30IN COMPACT LCS ELEC	\$ 386.00	\$ 219.00	\$ 111.00	
405-1065	SCISSOR LIFT 13FT X-DECK COMPACT LCS ELE	\$ 440.00	\$ 288.00	\$ 135.00	
405-1070	SCISSOR LIFT 14FT 30IN ELEC	\$ 386.00	\$ 219.00	\$ 111.00	
405-1080	SCISSOR LIFT 15FT 30IN ELEC	\$ 386.00	\$ 219.00	\$ 111.00	
405-1085	SCISSOR LIFT 19FT 32IN COMPACT ELEC	\$ 386.00	\$ 219.00	\$ 111.00	
405-1087	SCISSOR LIFT 19FT 32IN COMPACT LCS ELEC	\$ 386.00	\$ 219.00	\$ 111.00	
405-1088	SCISSOR LIFT 19FT X-DECK COMPACT LCS ELE	\$ 440.00	\$ 288.00	\$ 135.00	
405-1090	SCISSOR LIFT 19FT 30-32IN ELEC	\$ 386.00	\$ 219.00	\$ 111.00	
405-1091	SCISSOR LIFT 19FT 30-32IN BLK ELEC	\$ 386.00	\$ 219.00	\$ 111.00	
405-1095	SCISSOR LIFT 19FT NARROW ELEC EE RATED	\$ 470.00	\$ 262.00	\$ 126.00	
405-1100	SCISSOR LIFT 20FT 30-32IN ELEC	\$ 470.00	\$ 262.00	\$ 126.00	
405-1110	SCISSOR LIFT 20FT 32IN P-DECK ELEC	\$ 470.00	\$ 262.00	\$ 126.00	
405-1120	SCISSOR LIFT 20FT 46" WIDE ELEC	\$ 725.00	\$ 349.00	\$ 167.00	
405-1140	SCISSOR LIFT 26FT 32IN ELEC	\$ 591.00	\$ 301.00	\$ 149.00	
405-1141	SCISSOR LIFT 26FT 32IN BLK ELEC	\$ 591.00	\$ 301.00	\$ 149.00	
405-1142	SCISSOR LIFT 26FT 32IN COMPACT LCS ELEC	\$ 591.00	\$ 301.00	\$ 149.00	
405-1145	SCISSOR LIFT 26FT 32IN ELEC EE RATED	\$ 623.00	\$ 312.00	\$ 158.00	
405-1150	SCISSOR LIFT 26FT 46IN ELEC	\$ 591.00	\$ 301.00	\$ 149.00	
405-1151	SCISSOR LIFT 26FT 46IN BLK ELEC	\$ 591.00	\$ 301.00	\$ 149.00	
405-1160	SCISSOR LIFT 26FT 69IN ELEC	\$ 874.00	\$ 322.00	\$ 149.00	
405-1170	SCISSOR LIFT 26FT 46IN AVIATION PKG ELEC	\$ 874.00	\$ 322.00	\$ 149.00	
405-1172	SCISSOR LIFT 26FT 46IN AV EE EXT CHG EL	\$ 874.00	\$ 322.00	\$ 149.00	
405-1200	SCISSOR LIFT 32FT 32IN ELEC	\$ 814.00	\$ 393.00	\$ 177.00	
405-1201	SCISSOR LIFT 32FT 32IN BLK ELEC	\$ 814.00	\$ 393.00	\$ 177.00	
405-1210	SCISSOR LIFT 32FT 46-48IN ELEC	\$ 814.00	\$ 393.00	\$ 177.00	
405-1211	SCISSOR LIFT 32FT 46-48IN BLK ELEC	\$ 814.00	\$ 393.00	\$ 177.00	
405-1260	SCISSOR LIFT 40FT 47IN ELEC	\$ 1,181.00	\$ 563.00	\$ 225.00	
405-1261	SCISSOR LIFT 40FT 47IN BLK ELEC	\$ 1,181.00	\$ 563.00	\$ 225.00	

405-1270	SCISSOR LIFT 40FT 69IN ELEC	\$ 1,414.00	\$ 601.00	\$ 269.00	
405-1271	SCISSOR LIFT 40FT 69IN WIDE BLK ELEC	\$ 1,414.00	\$ 601.00	\$ 269.00	
405-1300	SCISSOR LIFT 45-46FT 55IN ELEC	\$ 1,414.00	\$ 601.00	\$ 269.00	
405-1302	SCISSOR LIFT 45FT 55IN LCS ELEC	\$ 1,539.00	\$ 665.00	\$ 293.00	
405-1400	SCISSOR LIFT 26FT RT ELEC	\$ 1,093.00	\$ 558.00	\$ 242.00	
405-1430	SCISSOR LIFT 26FT RT DF	\$ 1,093.00	\$ 558.00	\$ 242.00	
405-1440	SCISSOR LIFT 26FT RT OUTR DF	\$ 1,093.00	\$ 558.00	\$ 242.00	
405-1450	SCISSOR LIFT 26FT RT DSL	\$ 1,093.00	\$ 558.00	\$ 242.00	
405-1451	SCISSOR LIFT 26FT RT BLK DSL	\$ 1,093.00	\$ 558.00	\$ 242.00	
405-1460	SCISSOR LIFT 26FT RT OUTR DSL	\$ 1,093.00	\$ 558.00	\$ 242.00	
405-1485	SCISSOR LIFT 30FT RT 84IN SLEV DECK ELEC	\$ 2,018.00	\$ 925.00	\$ 400.00	
405-1500	SCISSOR LIFT 33FT RT 69IN DECK HYB	\$ 1,246.00	\$ 642.00	\$ 293.00	
405-1520	SCISSOR LIFT 33FT RT 69IN DECK DF	\$ 1,209.00	\$ 642.00	\$ 284.00	
405-1530	SCISSOR LIFT 33FT RT 69IN DECK OUTR DF	\$ 1,209.00	\$ 642.00	\$ 284.00	
405-1540	SCISSOR LIFT 33FT RT 69IN DECK DSL	\$ 1,209.00	\$ 642.00	\$ 284.00	
405-1550	SCISSOR LIFT 33FT RT 69IN DECK OUTR DSL	\$ 1,209.00	\$ 642.00	\$ 284.00	
405-1560	SCISSOR LIFT 33FT RT 84IN DECK DF	\$ 1,209.00	\$ 642.00	\$ 284.00	
405-1570	SCISSOR LIFT 33FT RT 84IN DECK OUTR DF	\$ 1,209.00	\$ 642.00	\$ 284.00	
405-1580	SCISSOR LIFT 33FT RT 84IN DECK DSL	\$ 1,209.00	\$ 642.00	\$ 284.00	
405-1590	SCISSOR LIFT 33FT RT 84IN DECK OUTR DSL	\$ 1,209.00	\$ 642.00	\$ 284.00	
405-1600	SCISSOR LIFT 33FT RT 94IN DECK DF	\$ 1,209.00	\$ 642.00	\$ 284.00	
405-1610	SCISSOR LIFT 33FT RT 94IN DECK OUTR DF	\$ 1,209.00	\$ 642.00	\$ 284.00	
405-1620	SCISSOR LIFT 33FT RT 94IN DECK DSL	\$ 1,209.00	\$ 642.00	\$ 284.00	
405-1630	SCISSOR LIFT 33FT RT 94IN DECK OUTR DSL	\$ 1,209.00	\$ 642.00	\$ 284.00	
405-1700	SCISSOR LIFT 40FT RT 69IN DECK ELEC	\$ 1,637.00	\$ 716.00	\$ 326.00	
405-1710	SCISSOR LIFT 40FT RT 69IN DECK HYB	\$ 1,637.00	\$ 716.00	\$ 326.00	
405-1711	SCISSOR LIFT 40FT RT 69IN DECK OUTR BLK	\$ 1,637.00	\$ 716.00	\$ 326.00	ADD
405-1730	SCISSOR LIFT 40FT RT 69IN DECK DF	\$ 1,637.00	\$ 716.00	\$ 326.00	
405-1740	SCISSOR LIFT 40FT RT 69IN DECK OUTR DF	\$ 1,637.00	\$ 716.00	\$ 326.00	
405-1760	SCISSOR LIFT 40FT RT 69IN DECK OUTR DSL	\$ 1,637.00	\$ 716.00	\$ 326.00	
405-1770	SCISSOR LIFT 40-45FT RT 94IN DECK DF	\$ 1,637.00	\$ 716.00	\$ 326.00	
405-1780	SCISSOR LIFT 40-45FT RT 94IN DECKOUTR DF	\$ 1,637.00	\$ 716.00	\$ 326.00	
405-1781	SCISSOR LIFT 40-45FT RT 94IN OUTR BLK DF	\$ 1,637.00	\$ 716.00	\$ 326.00	
405-1790	SCISSOR LIFT 40-45FT RT 94IN DECK DSL	\$ 1,637.00	\$ 716.00	\$ 326.00	
405-1800	SCISSOR LIFT 40-45FT RT 94IN DECKOUTRDSL	\$ 1,637.00	\$ 716.00	\$ 326.00	
405-1850	SCISSOR LIFT 50-53FT RT OUTRIG DF	\$ 2,176.00	\$ 921.00	\$ 404.00	
405-1851	SCISSOR LIFT 50-53FT RT OUTRIG BLK DF	\$ 2,176.00	\$ 921.00	\$ 404.00	
405-1860	SCISSOR LIFT 50-53FT RT OUTRIG DSL	\$ 2,176.00	\$ 921.00	\$ 404.00	
405-1880	SCISSOR LIFT 60FT RT OUTRIG DSL	\$ 3,691.00	\$ 1,406.00	\$ 607.00	
410-1010	BOOM TOWABLE 35FT BATTERY	\$ 1,690.00	\$ 719.00	\$ 301.00	
410-1020	BOOM TOWABLE 35FT GAS	\$ 1,690.00	\$ 719.00	\$ 301.00	
410-1025	BOOM TOWABLE 45FT BATTERY	\$ 1,986.00	\$ 916.00	\$ 349.00	
410-1030	BOOM TOWABLE 50FT BATTERY	\$ 1,986.00	\$ 916.00	\$ 349.00	
410-1040	BOOM TOWABLE 50FT GAS	\$ 1,986.00	\$ 916.00	\$ 349.00	
410-2010	BOOM ARTICULATED 30FT JIB NARROW ELEC	\$ 1,474.00	\$ 628.00	\$ 284.00	
410-2020	BOOM ARTICULATED 30FT NAR ROT JIB ELEC	\$ 1,474.00	\$ 628.00	\$ 284.00	
410-2030	BOOM ARTICULATED 33FT ELEC	\$ 1,474.00	\$ 628.00	\$ 284.00	
410-2045	BOOM ARTICULATED 34FT NARROW JIB ELEC	\$ 1,474.00	\$ 628.00	\$ 284.00	

410-2050	BOOM ARTICULATED 34FT WIDE JIB ELEC	\$ 1,474.00	\$ 628.00	\$ 284.00	
410-2060	BOOM ARTICULATED 34FT 4WD HYB	\$ 1,754.00	\$ 707.00	\$ 326.00	
410-2070	BOOM ARTICULATED 40FT NARROW JIB ELEC	\$ 1,754.00	\$ 707.00	\$ 326.00	
410-2071	BOOM ARTICULATED 40FT NAR JIB BLK ELEC	\$ 1,754.00	\$ 707.00	\$ 326.00	
410-2080	BOOM ARTICULATED 40FT NAR ROT JIB ELEC	\$ 1,754.00	\$ 707.00	\$ 326.00	
410-2100	BOOM ARTICULATED 40FT WIDE ROT JIB ELEC	\$ 1,754.00	\$ 707.00	\$ 326.00	
410-2130	BOOM ARTICULATED 45FT ELEC	\$ 1,754.00	\$ 707.00	\$ 326.00	
410-2131	BOOM ARTICULATED 45FT JIB BLK ELEC	\$ 1,754.00	\$ 707.00	\$ 326.00	
410-2140	BOOM ARTICULATED 45FT JIB ELEC	\$ 1,754.00	\$ 707.00	\$ 326.00	
410-2145	BOOM ARTICULATED 45FT JIB EE RATED ELEC	\$ 1,826.00	\$ 772.00	\$ 386.00	
410-2500	BOOM STRAIGHT 60FT JIB 2WD ELEC	\$ 2,790.00	\$ 1,330.00	\$ 530.00	
410-2501	BOOM STRAIGHT 60FT JIB BLK ELEC	\$ 2,790.00	\$ 1,330.00	\$ 530.00	
410-2510	BOOM STRAIGHT 60FT JIB 4WD ELEC	\$ 2,790.00	\$ 1,330.00	\$ 530.00	
410-2530	BOOM STRAIGHT 60FT JIB 4WD HYB	\$ 2,790.00	\$ 1,330.00	\$ 530.00	
410-2540	BOOM ARTICULATED 60FT JIB 4WD ELEC	\$ 2,790.00	\$ 1,330.00	\$ 530.00	
410-3020	BOOM ARTICULATED 34FT 2WD DSL	\$ 1,601.00	\$ 659.00	\$ 295.00	
410-3030	BOOM ARTICULATED 34FT JIB 4WD DF	\$ 1,601.00	\$ 659.00	\$ 295.00	
410-3040	BOOM ARTICULATED 34FT JIB 4WD DSL	\$ 1,601.00	\$ 659.00	\$ 295.00	
410-3050	BOOM ARTICULATED 45FT 2WD DF	\$ 1,754.00	\$ 707.00	\$ 326.00	
410-3070	BOOM ARTICULATED 45FT 4WD DF	\$ 1,754.00	\$ 707.00	\$ 326.00	
410-3071	BOOM ARTICULATED 45FT BLK DF	\$ 1,754.00	\$ 707.00	\$ 326.00	
410-3080	BOOM ARTICULATED 45FT JIB 4WD DF	\$ 1,754.00	\$ 707.00	\$ 326.00	
410-3081	BOOM ARTICULATED 45FT JIB BLK DF	\$ 1,754.00	\$ 707.00	\$ 326.00	
410-3082	BOOM ARTICULATED 45FT JIB BLK DF HIGHCAP	\$ 1,754.00	\$ 707.00	\$ 326.00	
410-3110	BOOM ARTICULATED 45FT 4WD DSL	\$ 1,754.00	\$ 707.00	\$ 326.00	
410-3111	BOOM ARTICULATED 45FT JIB BLK DSL	\$ 1,754.00	\$ 707.00	\$ 326.00	
410-3120	BOOM ARTICULATED 45FT JIB 4WD DSL	\$ 1,754.00	\$ 707.00	\$ 326.00	
410-3127	BOOM ARTICULATED 45FT JIB 4WD HYB	\$ 1,754.00	\$ 707.00	\$ 326.00	
410-3131	BOOM ARTICULATED 60FT BLK DF	\$ 2,325.00	\$ 938.00	\$ 405.00	
410-3140	BOOM ARTICULATED 60FT JIB 2WD DF	\$ 2,325.00	\$ 938.00	\$ 405.00	
410-3161	BOOM ARTICULATED 60FT JIB BLK DSL	\$ 2,325.00	\$ 938.00	\$ 405.00	
410-3170	BOOM ARTICULATED 60FT 4WD DF	\$ 2,325.00	\$ 938.00	\$ 405.00	
410-3180	BOOM ARTICULATED 60FT JIB 4WD DF	\$ 2,325.00	\$ 938.00	\$ 405.00	
410-3181	BOOM ARTICULATED 60FT JIB BLK DF	\$ 2,325.00	\$ 938.00	\$ 405.00	
410-3182	BOOM ARTICULATED 60FT JIB BLK DF HIGHCAP	\$ 2,325.00	\$ 938.00	\$ 405.00	
410-3190	BOOM ARTICULATED 60FT 4WD DSL	\$ 2,325.00	\$ 938.00	\$ 405.00	
410-3191	BOOM ARTICULATED 60FT BLK DSL	\$ 2,325.00	\$ 938.00	\$ 405.00	
410-3200	BOOM ARTICULATED 60FT JIB 4WD DSL	\$ 2,325.00	\$ 938.00	\$ 405.00	
410-3205	BOOM ARTICULATED 60FT JIB 4WD HYB	\$ 2,734.00	\$ 1,265.00	\$ 521.00	
410-3231	BOOM ARTICULATED 80FT JIB BLK DF	\$ 3,901.00	\$ 1,734.00	\$ 758.00	
410-3232	BOOM ARTICULATED 80FT JIB BLK DF HIGHCAP	\$ 3,901.00	\$ 1,734.00	\$ 758.00	
410-3261	BOOM ARTICULATED 80FT JIB BLK DSL	\$ 3,901.00	\$ 1,734.00	\$ 758.00	
410-3270	BOOM ARTICULATED 80FT 4WD DF	\$ 3,901.00	\$ 1,734.00	\$ 758.00	
410-3271	BOOM ARTICULATED 80FT BLK DF	\$ 3,901.00	\$ 1,734.00	\$ 758.00	
410-3280	BOOM ARTICULATED 80FT JIB 4WD DF	\$ 3,901.00	\$ 1,734.00	\$ 758.00	
410-3290	BOOM ARTICULATED 80FT 4WD DSL	\$ 3,901.00	\$ 1,734.00	\$ 758.00	
410-3300	BOOM ARTICULATED 80FT JIB 4WD DSL	\$ 3,901.00	\$ 1,734.00	\$ 758.00	
410-3310	BOOM ARTICULATED 80FT JIB 4WD HYB	\$ 4,394.00	\$ 2,300.00	\$ 913.00	

410-3350	BOOM ARTICULATED 125FT JIB 4WD DSL	\$ 7,378.00	\$ 3,395.00	\$1,358.00	
410-3351	BOOM ARTICULATED 125FT JIB BLK DSL	\$ 7,378.00	\$ 3,395.00	\$1,358.00	
410-3360	BOOM ARTICULATED 135FT JIB 4WD DSL	\$ 8,057.00	\$ 3,828.00	\$1,497.00	
410-3380	BOOM ARTICULATED 150FT JIB 4WD DSL	\$16,275.00	\$ 7,482.00	\$2,534.00	
410-4000	BOOM STRAIGHT 34FT JIB 4WD DSL	\$ 1,601.00	\$ 659.00	\$ 295.00	
410-4030	BOOM STRAIGHT 40FT 4WD DF	\$ 1,754.00	\$ 707.00	\$ 326.00	
410-4040	BOOM STRAIGHT 40FT 4WD DSL	\$ 1,754.00	\$ 707.00	\$ 326.00	
410-4041	BOOM STRAIGHT 40FT BLK DSL	\$ 1,754.00	\$ 707.00	\$ 326.00	
410-4045	BOOM STRAIGHT 40FT 4WD HIGH CAP DSL	\$ 1,754.00	\$ 707.00	\$ 330.00	
410-4080	BOOM STRAIGHT 45FT JIB 4WD DF	\$ 1,754.00	\$ 707.00	\$ 326.00	
410-4090	BOOM STRAIGHT 45FT JIB 4WD DSL	\$ 1,754.00	\$ 707.00	\$ 326.00	
410-4091	BOOM STRAIGHT 45FT JIB BLK DSL	\$ 1,754.00	\$ 707.00	\$ 326.00	
410-4092	BOOM STRAIGHT 45FT JIB HIGH CAP DSL	\$ 1,754.00	\$ 707.00	\$ 330.00	
410-4111	BOOM STRAIGHT 60FT BLK DF	\$ 2,325.00	\$ 938.00	\$ 405.00	
410-4130	BOOM STRAIGHT 60FT 4WD DF	\$ 2,325.00	\$ 938.00	\$ 405.00	
410-4140	BOOM STRAIGHT 60FT 4WD DSL	\$ 2,325.00	\$ 938.00	\$ 405.00	
410-4141	BOOM STRAIGHT 60FT BLK DSL	\$ 2,325.00	\$ 938.00	\$ 405.00	
410-4145	BOOM STRAIGHT 60FT JIB 4WD DSL	\$ 2,325.00	\$ 938.00	\$ 405.00	
410-4150	BOOM STRAIGHT 60FT CRAWLER DSL	\$ 4,418.00	\$ 1,860.00	\$ 644.00	
410-4151	BOOM STRAIGHT 60FT JIB BLK DSL	\$ 2,325.00	\$ 938.00	\$ 405.00	
410-4180	BOOM STRAIGHT 65FT JIB 4WD DF	\$ 2,418.00	\$ 958.00	\$ 423.00	
410-4190	BOOM STRAIGHT 65FT JIB 4WD DSL	\$ 2,418.00	\$ 958.00	\$ 423.00	
410-4191	BOOM STRAIGHT 65FT JIB 4WD BLK DSL	\$ 2,418.00	\$ 958.00	\$ 423.00	
410-4195	BOOM STRAIGHT 65FT JIB DSL HIGH CAP	\$ 2,418.00	\$ 958.00	\$ 423.00	
410-4200	BOOM STRAIGHT 65FT JIB CRAWLER DSL	\$ 4,418.00	\$ 1,860.00	\$ 644.00	
410-4211	BOOM STRAIGHT 80FT BLK DF	\$ 3,901.00	\$ 1,734.00	\$ 758.00	
410-4221	BOOM STRAIGHT 80FT BLK DSL	\$ 3,901.00	\$ 1,734.00	\$ 758.00	
410-4230	BOOM STRAIGHT 80FT 4WD DF	\$ 3,901.00	\$ 1,734.00	\$ 758.00	
410-4240	BOOM STRAIGHT 80FT 4WD DSL	\$ 3,901.00	\$ 1,734.00	\$ 758.00	
410-4241	BOOM STRAIGHT 80FT BLK DSL HIGH CAP	\$ 3,901.00	\$ 1,734.00	\$ 758.00	
410-4242	BOOM STRAIGHT 80FT 4WD DSL HIGH CAP	\$ 3,901.00	\$ 1,734.00	\$ 758.00	
410-4270	BOOM STRAIGHT 85FT JIB 4WD DF	\$ 3,999.00	\$ 1,767.00	\$ 781.00	
410-4300	BOOM STRAIGHT 85FT JIB 4WD DSL	\$ 3,999.00	\$ 1,767.00	\$ 781.00	
410-4301	BOOM STRAIGHT 85FT JIB BLK DSL	\$ 3,999.00	\$ 1,767.00	\$ 781.00	
410-4305	BOOM STRAIGHT 85FT JIB 4WD DSL HIGH CAP	\$ 3,999.00	\$ 1,767.00	\$ 781.00	
410-4350	BOOM STRAIGHT 105FT JIB 4WD DSL	\$ 6,664.00	\$ 3,018.00	\$1,116.00	
410-4400	BOOM STRAIGHT 120FT JIB 4WD DSL	\$ 7,378.00	\$ 3,395.00	\$1,358.00	
410-4401	BOOM STRAIGHT 120FT JIB 4WD BLK DSL	\$ 7,378.00	\$ 3,395.00	\$1,358.00	
410-4410	BOOM STRAIGHT 125FT JIB 4WD DSL	\$ 7,378.00	\$ 3,395.00	\$1,358.00	
410-4420	BOOM STRAIGHT 135FT JIB 4WD DSL	\$ 8,057.00	\$ 3,828.00	\$1,497.00	
410-4421	BOOM STRAIGHT 135FT JIB BLK DSL	\$ 8,057.00	\$ 3,828.00	\$1,497.00	
410-4422	BOOM STRAIGHT 135FT 30FTJIB 4WD HIGH CAP	\$ 8,057.00	\$ 3,828.00	\$1,497.00	
410-4430	BOOM STRAIGHT 150FT JIB 4WD DSL	\$16,275.00	\$ 7,128.00	\$2,478.00	
410-4440	BOOM STRAIGHT 180-185FT JIB 4WD DSL	\$19,995.00	\$ 9,295.00	\$3,953.00	
415-1000	GLAZIER PANEL LIFT KIT	\$ 411.00	\$ 130.00	\$ 46.00	
415-1050	ZERO G TOOL HOLDER ATTACHMENT	\$ 747.00	\$ 395.00	\$ 116.00	
415-1500	SCISSOR ATTCH 19' EXT DECK FOR GENIE SHU	\$ 415.00	\$ 186.00	\$ 93.00	
415-1505	PIPE RACK FOR SKYJACK RT SCISSOR	\$ 223.00	\$ 115.00	\$ 65.00	

450-2000	WAREHOUSE FORKLIFT 2000LB CUSHION ELEC	\$ 1,576.00	\$ 671.00	\$ 255.00	
450-2010	WAREHOUSE FORKLIFT 3000LB PNEU DSL	\$ 1,116.00	\$ 485.00	\$ 189.00	
450-2020	WAREHOUSE FORKLIFT 3000LB PNEU DF	\$ 1,116.00	\$ 485.00	\$ 189.00	
450-2030	WAREHOUSE FORKLIFT 3000LB CUSHION ELEC	\$ 1,576.00	\$ 671.00	\$ 255.00	
450-2040	WAREHOUSE FORKLIFT 3000LB CUSHION LPG	\$ 1,209.00	\$ 535.00	\$ 209.00	
450-2050	WAREHOUSE FORKLIFT 3000LB 3W STDUP ELEC	\$ 1,576.00	\$ 671.00	\$ 255.00	
450-2055	WAREHOUSE FORKLIFT 3500LB 3W STDUP ELEC	\$ 1,576.00	\$ 671.00	\$ 255.00	
450-2057	WAREHOUSE FORKLIFT 4000LB 3W STDUP ELEC	\$ 1,576.00	\$ 671.00	\$ 255.00	
450-2085	WAREHOUSE FORKLIFT 4000LB CUSH LPS RATED	\$ 1,209.00	\$ 535.00	\$ 209.00	
450-2090	WAREHOUSE FORKLIFT 4000LB 3W SIT ELEC	\$ 1,576.00	\$ 671.00	\$ 255.00	
450-2100	WAREHOUSE FORKLIFT 4000LB CUSHION ELEC	\$ 1,576.00	\$ 671.00	\$ 255.00	
450-2110	WAREHOUSE FORKLIFT 5000LB PNEU DSL	\$ 1,116.00	\$ 485.00	\$ 200.00	
450-2115	WAREHOUSE FORKLIFT 5000LB PNEU DSL CAB	\$ 1,488.00	\$ 631.00	\$ 256.00	
450-2120	WAREHOUSE FORKLIFT 5000LB PNEU DF	\$ 1,116.00	\$ 485.00	\$ 189.00	
450-2122	WAREHOUSE FORKLIFT 5000LB PNEU LP ONLY	\$ 1,116.00	\$ 485.00	\$ 189.00	
450-2123	WAREHOUSE FORKLIFT 5000LB PNEU LPS	\$ 1,116.00	\$ 485.00	\$ 189.00	
450-2130	WAREHOUSE FORKLIFT 5000LB PNEU ELEC	\$ 1,674.00	\$ 724.00	\$ 293.00	
450-2140	WAREHOUSE FORKLIFT 5000LB CUSHION ELEC	\$ 1,674.00	\$ 724.00	\$ 293.00	
450-2150	WAREHOUSE FORKLIFT 5000LB CUSHION LPG	\$ 1,209.00	\$ 535.00	\$ 209.00	
450-2160	WAREHOUSE FORKLIFT 5000LB LOWPRO PNEU DF	\$ 1,209.00	\$ 535.00	\$ 209.00	
450-2165	WAREHOUSE FORKLIFT 5000LB LOWPRO PNEU LP	\$ 1,209.00	\$ 535.00	\$ 209.00	
450-2170	WAREHOUSE FORKLIFT 5000LB QUAD PNEU DF	\$ 1,395.00	\$ 563.00	\$ 221.00	
450-2180	WAREHOUSE FORKLIFT 6000LB PNEU DSL	\$ 1,238.00	\$ 553.00	\$ 219.00	
450-2185	WAREHOUSE FORKLIFT 6000LB PNEU DSL CAB	\$ 1,488.00	\$ 646.00	\$ 256.00	
450-2190	WAREHOUSE FORKLIFT 6000LB PNEU DF	\$ 1,238.00	\$ 553.00	\$ 219.00	
450-2191	WAREHOUSE FORKLIFT 6000LB PNEU LP	\$ 1,238.00	\$ 553.00	\$ 219.00	
450-2200	WAREHOUSE FORKLIFT 6000LB PNEU LP	\$ 1,238.00	\$ 553.00	\$ 219.00	
450-2210	WAREHOUSE FORKLIFT 6000LB CUSHION ELEC	\$ 1,674.00	\$ 739.00	\$ 293.00	
450-2220	WAREHOUSE FORKLIFT 6000LB SINGLE-DBL DF	\$ 1,395.00	\$ 563.00	\$ 221.00	
450-2240	WAREHOUSE FORKLIFT 6000LB QUAD PNEU DF	\$ 1,395.00	\$ 563.00	\$ 221.00	
450-2242	WAREHOUSE FORKLIFT 6000LB QUAD PNEU LP	\$ 1,395.00	\$ 563.00	\$ 221.00	
450-2250	WAREHOUSE FORKLIFT 7000LB PNEU DSL	\$ 1,725.00	\$ 688.00	\$ 256.00	
450-2260	WAREHOUSE FORKLIFT 8000LB PNEU DSL	\$ 1,725.00	\$ 688.00	\$ 256.00	
450-2265	WAREHOUSE FORKLIFT 8000LB PNEU DSL CAB	\$ 1,850.00	\$ 735.00	\$ 293.00	
450-2270	WAREHOUSE FORKLIFT 8000LB PNEU DF	\$ 1,725.00	\$ 688.00	\$ 256.00	
450-2275	WAREHOUSE FORKLIFT 8000LB PNEU DF CAB	\$ 1,850.00	\$ 735.00	\$ 293.00	
450-2280	WAREHOUSE FORKLIFT 8000LB PNEU LPG	\$ 1,725.00	\$ 688.00	\$ 256.00	
450-2305	WAREHOUSE FORKLIFT 10000LB CUSHION ELEC	\$ 2,604.00	\$ 1,000.00	\$ 353.00	
450-2310	WAREHOUSE FORKLIFT 10000LB PNEU DSL	\$ 2,022.00	\$ 767.00	\$ 305.00	
450-2315	WAREHOUSE FORKLIFT 10000LB PNEU DSL CAB	\$ 2,146.00	\$ 912.00	\$ 348.00	
450-2320	WAREHOUSE FORKLIFT 10000LB PNEU DF	\$ 2,022.00	\$ 767.00	\$ 305.00	
450-2325	WAREHOUSE FORKLIFT 10000LB PNEU DF CAB	\$ 2,146.00	\$ 912.00	\$ 348.00	
450-2330	WAREHOUSE FORKLIFT 10000LB CUSHION LPG	\$ 2,022.00	\$ 767.00	\$ 305.00	
450-2345	WAREHOUSE FORKLIFT 12000LB CUSHION ELEC	\$ 2,604.00	\$ 1,000.00	\$ 353.00	
450-2360	WAREHOUSE FORKLIFT 12000LB PNEU DF	\$ 2,562.00	\$ 967.00	\$ 338.00	
450-2370	WAREHOUSE FORKLIFT 15000LB PNEU DSL	\$ 3,320.00	\$ 1,474.00	\$ 577.00	
450-2375	WAREHOUSE FORKLIFT 15000LB PNEU DSL CAB	\$ 3,418.00	\$ 1,535.00	\$ 612.00	
450-2380	WAREHOUSE FORKLIFT 15000LB CUSHION LPG	\$ 3,320.00	\$ 1,474.00	\$ 577.00	

450-2390	WAREHOUSE FORKLIFT 15000LB PNEU DF	\$ 3,320.00	\$ 1,474.00	\$ 577.00	
450-2410	WAREHOUSE FORKLIFT 20000LB PNEU DSL	\$ 5,813.00	\$ 2,325.00	\$ 925.00	
450-2420	WAREHOUSE FORKLIFT 22000LB PNEU DSL	\$ 5,813.00	\$ 2,325.00	\$ 925.00	
450-2430	WAREHOUSE FORKLIFT 26000LB PNEU DSL ROPS	\$ 5,901.00	\$ 2,511.00	\$ 977.00	
450-2435	WAREHOUSE FORKLIFT 26000LB PNEU CAB DSL	\$ 5,901.00	\$ 2,511.00	\$ 977.00	
450-2440	WAREHOUSE FORKLIFT 30000LB PNEU DSL	\$ 6,650.00	\$ 2,651.00	\$1,018.00	
450-2450	WAREHOUSE FORKLIFT 36000LB PNEU DSL ROPS	\$ 6,650.00	\$ 2,651.00	\$1,018.00	
450-2455	WAREHOUSE FORKLIFT 36000LB PNEU CAB DSL	\$ 6,650.00	\$ 2,651.00	\$1,018.00	
450-2470	WAREHOUSE FORKLIFT 55000LB PNEU DSL	\$13,183.00	\$ 4,743.00	\$1,933.00	
450-3035	WAREHOUSE FORKLIFT VERSA 40-60000LB DF	\$11,044.00	\$ 4,285.00	\$2,143.00	ADD
455-1000	STRAIGHTMAST RT FORKLIFT 5000LB 4WD	\$ 1,786.00	\$ 884.00	\$ 344.00	
455-1010	STRAIGHTMAST RT FORKLIFT 6000LB 2WD	\$ 1,786.00	\$ 884.00	\$ 344.00	
455-1015	STRAIGHTMAST RT FORKLIFT CAB 6000LB 2WD	\$ 2,069.00	\$ 955.00	\$ 372.00	
455-1020	STRAIGHTMAST RT FORKLIFT 6000LB 4WD	\$ 1,786.00	\$ 884.00	\$ 344.00	
455-1025	STRAIGHTMAST RT FORKLIFT CAB 6000LB 4WD	\$ 2,069.00	\$ 955.00	\$ 372.00	
455-1027	STRAIGHTMAST RT FORKLIFT CAB 7000LB 4WD	\$ 2,069.00	\$ 955.00	\$ 372.00	
455-1030	STRAIGHTMAST RT FORKLIFT 8000LB 2WD	\$ 1,786.00	\$ 884.00	\$ 344.00	
455-1035	STRAIGHTMAST RT FORKLIFT CAB 8000LB 2WD	\$ 2,069.00	\$ 955.00	\$ 372.00	
455-1040	STRAIGHTMAST RT FORKLIFT 8000LB 4WD	\$ 1,786.00	\$ 884.00	\$ 344.00	
455-1042	STRAIGHTMAST RT FORKLIFT CAB 8000LB 4WD	\$ 2,069.00	\$ 955.00	\$ 372.00	
455-1045	STRAIGHTMAST RT FORKLIFT 8000LB 4WD LOWP	\$ 2,069.00	\$ 955.00	\$ 372.00	
455-1050	STRAIGHTMAST RT FORKLIFT 10000LB 2WD	\$ 2,978.00	\$ 1,545.00	\$ 530.00	
455-1065	STRAIGHTMAST RT FORKLIFT 12000LB 2WD	\$ 2,978.00	\$ 1,545.00	\$ 530.00	
455-1070	STRAIGHTMAST RT FORKLIFT 12000LB 4WD	\$ 2,978.00	\$ 1,545.00	\$ 530.00	
455-1080	STRAIGHTMAST RT FORKLIFT 20000LB 4WD	\$ 4,347.00	\$ 1,824.00	\$ 652.00	
460-1000	TELEHANDLER 3000LB 13FT LIFT ROPS	\$ 1,855.00	\$ 848.00	\$ 325.00	
460-1005	TELEHANDLER 3000LB 13FT LIFT CAB	\$ 1,948.00	\$ 907.00	\$ 341.00	
460-1010	TELEHANDLER 5500LB 16-20FT LIFT ROPS	\$ 1,855.00	\$ 848.00	\$ 325.00	
460-1011	TELEHANDLER 5500LB 16-20FT LIFT ROPS BLK	\$ 1,855.00	\$ 848.00	\$ 325.00	
460-1015	TELEHANDLER 5500LB 16-20FT LIFT CAB	\$ 1,948.00	\$ 907.00	\$ 341.00	
460-1020	TELEHANDLER 6000LB 34-36FT LIFT ROPS	\$ 2,132.00	\$ 938.00	\$ 386.00	
460-1025	TELEHANDLER 6000LB 34-36FT LIFT CAB	\$ 2,226.00	\$ 1,009.00	\$ 395.00	
460-1030	TELEHANDLER 6000LB 42-44FT LIFT ROPS	\$ 2,132.00	\$ 938.00	\$ 386.00	
460-1035	TELEHANDLER 6000LB 42-44FT LIFT CAB	\$ 2,226.00	\$ 1,009.00	\$ 395.00	
460-1040	TELEHANDLER 8000LB 42-44FT LIFT ROPS	\$ 2,409.00	\$ 1,070.00	\$ 409.00	
460-1045	TELEHANDLER 8000LB 42-44FT LIFT CAB	\$ 2,570.00	\$ 1,107.00	\$ 423.00	
460-1050	TELEHANDLER 9000LB 42-44FT LIFT ROPS	\$ 3,209.00	\$ 1,395.00	\$ 488.00	
460-1055	TELEHANDLER 9000LB 42-44FT LIFT CAB	\$ 3,302.00	\$ 1,483.00	\$ 512.00	
460-1060	TELEHANDLER 10000LB 42-44FT LIFT ROPS	\$ 3,348.00	\$ 1,485.00	\$ 521.00	
460-1065	TELEHANDLER 10000LB 42-44FT LIFT CAB	\$ 3,441.00	\$ 1,535.00	\$ 549.00	
460-1070	TELEHANDLER 10000LB 50-56FT LIFT ROPS	\$ 3,348.00	\$ 1,485.00	\$ 521.00	
460-1071	TELEHANDLER 10000LB 50-56FT LIFT ROPS BLK	\$ 3,348.00	\$ 1,485.00	\$ 521.00	
460-1075	TELEHANDLER 10000LB 50-56FT LIFT CAB	\$ 3,441.00	\$ 1,535.00	\$ 549.00	
460-1077	TELEHANDLER 10000LB 75FT LIFT CAB	\$12,974.00	\$ 5,343.00	\$1,832.00	
460-1080	TELEHANDLER 12000LB 55-56FT LIFT ROPS	\$ 4,371.00	\$ 1,948.00	\$ 670.00	
460-1081	TELEHANDLER 12000LB 55FT LIFT ROPS BLK	\$ 4,371.00	\$ 1,948.00	\$ 670.00	
460-1085	TELEHANDLER 12000LB 55-56FT LIFT CAB	\$ 4,464.00	\$ 2,048.00	\$ 708.00	
460-1087	TELEHANDLER 15-16000LB 44FT LIFT	\$ 7,519.00	\$ 3,534.00	\$1,339.00	



460-1088	TELEHANDLER 17000LB 32FT LIFT	\$ 9,667.00	\$ 4,385.00	\$1,590.00	
460-1090	TELEHANDLER 20000LB 44FT LIFT CAB	\$15,624.00	\$ 5,622.00	\$1,981.00	
464-1016	COMPACT CRAWLER BOOM LIFT 40-44' BATTERY	\$ 6,836.00	\$ 3,488.00	\$1,860.00	
464-1022	COMPACT CRAWLER BOOM LIFT 50-59' BATTERY	\$ 8,300.00	\$ 4,604.00	\$2,186.00	
464-1036	COMPACT CRAWLER BOOM LIFT 70-79' BATTERY	\$11,160.00	\$ 5,813.00	\$2,418.00	
464-1042	COMPACT WHEELED BOOM LIFT 90-99' HYB	\$13,485.00	\$ 6,278.00	\$2,883.00	
480-1030	RAMP LOADING	\$ 1,214.00	\$ 360.00	\$ 153.00	
480-1060	DOLLY STAIR CLIMBER 1500# CAP	\$ 542.00	\$ 257.00	\$ 73.00	
480-1080	ROLALIFT 6000LBS HYD DOLLY 1 PAIR	\$ 616.00	\$ 292.00	\$ 83.00	
480-1130	PALLET LIFT 5500LB W/B MANUAL NARROW	\$ 288.00	\$ 135.00	\$ 38.00	
480-1135	PALLET LIFT 5500LB W/B MANUAL	\$ 288.00	\$ 135.00	\$ 38.00	
480-1137	PALLET LIFT 3000LB W/B MANUAL RAISED	\$ 288.00	\$ 135.00	\$ 38.00	
480-1140	PALLET LIFT 8000LB W/B MANUAL	\$ 288.00	\$ 135.00	\$ 38.00	
480-1180	PALLET REACH TRUCK 4500LB STAND ON ELEC	\$ 1,879.00	\$ 772.00	\$ 316.00	
480-1190	PALLET DBL REACH TRUCK 3000LB STD ON ELE	\$ 1,879.00	\$ 772.00	\$ 316.00	
480-1195	PALLET DBL REACH TRUCK 4000LB STD ON ELE	\$ 2,093.00	\$ 828.00	\$ 372.00	
480-1200	PALLET REACH TRUCK 3500LB STAND ON ELEC	\$ 2,502.00	\$ 1,042.00	\$ 437.00	
480-1205	PALLET REACH TRUCK 4500LB 421IN LIFT ELE	\$ 2,916.00	\$ 1,181.00	\$ 498.00	
480-1210	PALLET ORDER PICKER 3000LB STAND ON ELEC	\$ 1,349.00	\$ 544.00	\$ 214.00	
480-1224	PALLET STACKER 2500LB ADJ STRAD W/B ELEC	\$ 1,181.00	\$ 488.00	\$ 157.00	
480-1229	PALLET STACKER 3000LB STRADDLE W/B ELEC	\$ 1,246.00	\$ 504.00	\$ 167.00	
480-1230	PALLET STACKER 3000LB COUNT WGT W/B ELEC	\$ 1,409.00	\$ 558.00	\$ 189.00	
480-1239	PALLET STACKER 4000LB STRADDLE W/B ELEC	\$ 1,409.00	\$ 558.00	\$ 189.00	
480-1240	PALLET STACKER 4000LB COUNT WGT W/B ELEC	\$ 1,409.00	\$ 558.00	\$ 189.00	
480-1250	PALLET LIFT 4000LB W/B ELEC	\$ 990.00	\$ 451.00	\$ 116.00	
480-1260	PALLET LIFT 4500LB W/B ELEC 48IN	\$ 990.00	\$ 451.00	\$ 116.00	
480-1280	PALLET LIFT 6000LB 48IN RIDE-ON ELEC	\$ 1,246.00	\$ 504.00	\$ 167.00	
480-1282	PALLET LIFT 6000LB 96IN RIDE-ON ELEC	\$ 1,288.00	\$ 525.00	\$ 171.00	
480-1340	MACHINE ROLLERS 8 TON SET OF 4	\$ 386.00	\$ 206.00	\$ 58.00	
480-1360	MACHINE ROLLERS 15 TON SET OF 4	\$ 386.00	\$ 206.00	\$ 58.00	
480-1390	MACHINE ROLLERS 30 TON SET OF 4	\$ 386.00	\$ 206.00	\$ 58.00	
480-1620	HOIST 3/4 TON LEVER 20	\$ 74.00	\$ 27.00	\$ 13.00	
480-1700	HOIST 1 TON LEVER W/OVERLOAD 20	\$ 84.00	\$ 33.00	\$ 14.00	
480-1720	HOIST 1 1/2 TON LEVER 15	\$ 84.00	\$ 33.00	\$ 14.00	
480-1740	HOIST 1 1/2 TON LEVER 20	\$ 84.00	\$ 33.00	\$ 14.00	
480-1760	HOIST 1 1/2 TON LEVER W/OVERLOAD 20	\$ 102.00	\$ 38.00	\$ 16.00	
480-1780	HOIST 2 TON LEVER W/OVERLOAD 20	\$ 114.00	\$ 43.00	\$ 19.00	
480-1840	HOIST 3 TON LEVER W/ OVERLOAD 20	\$ 137.00	\$ 50.00	\$ 23.00	
480-1860	HOIST 3 TON LEVER 20-30	\$ 121.00	\$ 48.00	\$ 20.00	
480-1900	HOIST 6 TON LEVER W/ OVERLOAD 20	\$ 191.00	\$ 70.00	\$ 33.00	
480-1920	MATERIAL LIFT 1500 LBS 25 FT ROUSTABOUT	\$ 687.00	\$ 326.00	\$ 91.00	
480-1925	MATERIAL LIFT 1500 LBS 15 FT ROUSTABOUT	\$ 579.00	\$ 274.00	\$ 77.00	
480-2120	HOIST CHAIN 1/2 TON 8-15	\$ 48.00	\$ 18.00	\$ 7.00	
480-2160	HOIST 1/2 TON CHAIN W/OVERLOAD 20	\$ 68.00	\$ 23.00	\$ 11.00	
480-2175	HOIST CHAIN AIR 1 TON 30-50	\$ 1,351.00	\$ 684.00	\$ 171.00	
480-2180	HOIST 1 TON CHAIN W/OVERLOAD 20	\$ 90.00	\$ 31.00	\$ 13.00	
480-2200	HOIST 1 TON CHAIN W/OVERLOAD 30	\$ 90.00	\$ 31.00	\$ 13.00	
480-2220	HOIST CHAIN 1 TON 20-40	\$ 77.00	\$ 28.00	\$ 11.00	

480-2240	HOIST CHAIN 1-1/2 TON 20-40	\$ 102.00	\$ 37.00	\$ 14.00	
480-2260	HOIST 1 1/2 TON CHAIN W/OVERLOAD 20FT	\$ 123.00	\$ 45.00	\$ 18.00	
480-2280	HOIST 1 1/2TON CHAIN W/OVERLOAD 30FT	\$ 130.00	\$ 47.00	\$ 19.00	
480-2300	HOIST 2 TON CHAIN W/OVERLOAD 20	\$ 146.00	\$ 54.00	\$ 21.00	
480-2320	HOIST CHAIN 2 TON 8-15	\$ 130.00	\$ 47.00	\$ 19.00	
480-2340	HOIST CHAIN 2 TON 20-40	\$ 102.00	\$ 37.00	\$ 14.00	
480-2380	HOIST CHAIN 2TON MANUAL 30	\$ 146.00	\$ 54.00	\$ 21.00	
480-2400	HOIST CHAIN 3 TON 20-40	\$ 151.00	\$ 56.00	\$ 22.00	
480-2420	HOIST 3 TON CHAIN W/OVERLOAD 20	\$ 173.00	\$ 64.00	\$ 24.00	
480-2460	HOIST CHAIN 3TON MANUAL 20	\$ 173.00	\$ 64.00	\$ 24.00	
480-2520	HOIST 5 TON CHAIN W/OVERLOAD 20FT	\$ 251.00	\$ 98.00	\$ 37.00	
480-2540	HOIST CHAIN 5 TON 20-40	\$ 228.00	\$ 89.00	\$ 35.00	
480-2560	HOIST CHAIN 5TON MANUAL 30	\$ 261.00	\$ 97.00	\$ 38.00	
480-2600	HOIST CHAIN 8TON MANUAL 20	\$ 481.00	\$ 178.00	\$ 70.00	
480-2620	HOIST CHAIN 10 TON 8-15	\$ 549.00	\$ 216.00	\$ 84.00	
480-2640	HOIST CHAIN 10 TON 20-30	\$ 591.00	\$ 228.00	\$ 88.00	
480-2680	HOIST CHAIN AIR 3 TON	\$ 432.00	\$ 157.00	\$ 65.00	
480-2687	HOIST CHAIN AIR 6 TON 20-50 FT	\$ 2,414.00	\$ 791.00	\$ 270.00	
480-2692	HOIST CHAIN AIR 6 TON 100FT LIFT	\$ 2,812.00	\$ 1,009.00	\$ 391.00	
480-2700	ENGINE HOIST 4000 LB	\$ 339.00	\$ 115.00	\$ 30.00	
480-2790	CONVEYOR MATERIAL 10FT X 12IN	\$ 795.00	\$ 305.00	\$ 101.00	
480-2795	CONVEYOR MATERIAL 10FT X 18IN	\$ 818.00	\$ 316.00	\$ 107.00	
480-2800	CONVEYOR MATERIAL TOWABLE 24-26FT ELEC	\$ 1,895.00	\$ 800.00	\$ 316.00	
480-3040	POWERED HAND CRANE 300 LBS CAP BATT	\$ 446.00	\$ 166.00	\$ 60.00	
480-3060	GANTRY CRANE 2 TON	\$ 1,786.00	\$ 772.00	\$ 300.00	
480-3065	GANTRY CRANE 2 TON 154IN HEIGHT	\$ 1,953.00	\$ 791.00	\$ 321.00	
480-3080	GANTRY CRANE 3 TON	\$ 2,039.00	\$ 816.00	\$ 331.00	
480-3240	TROLLEY 3 TONS	\$ 165.00	\$ 59.00	\$ 23.00	
480-3260	TROLLEY 5 TONS	\$ 330.00	\$ 128.00	\$ 47.00	
480-3280	TROLLEY 10 TONS	\$ 423.00	\$ 153.00	\$ 56.00	
480-3314	HOIST ELECTRIC CHAIN 1 TON 40 FT 120V	\$ 665.00	\$ 271.00	\$ 112.00	
480-3316	HOIST ELECTRIC CHAIN 1 TON 50 FT 120V	\$ 665.00	\$ 271.00	\$ 112.00	
480-3318	HOIST ELECTRIC CHAIN 1 TON 60 FT 120V	\$ 665.00	\$ 271.00	\$ 112.00	
480-3329	HOIST ELECTRIC CHAIN 2 TON 40 FT 120V	\$ 820.00	\$ 327.00	\$ 135.00	
480-3331	HOIST ELECTRIC CHAIN 2 TON 50 FT 120V	\$ 820.00	\$ 327.00	\$ 135.00	
480-3333	HOIST ELECTRIC CHAIN 2 TON 60 FT 120V	\$ 820.00	\$ 327.00	\$ 135.00	
480-3428	MATERIAL LIFT 400 LBS 5 FT MANUAL	\$ 218.00	\$ 74.00	\$ 25.00	
480-3460	MATERIAL LIFT 1000 LBS 10 FT MANUAL	\$ 577.00	\$ 279.00	\$ 71.00	
480-3475	MATERIAL LIFT 450 LBS 12 FT MANUAL	\$ 577.00	\$ 279.00	\$ 71.00	
480-3480	MATERIAL LIFT 650 LBS 12 FT MANUAL	\$ 577.00	\$ 279.00	\$ 71.00	
480-3500	MATERIAL LIFT 300 LBS 12 FT PNEUMATIC	\$ 660.00	\$ 312.00	\$ 81.00	
480-3510	MATERIAL LIFT 350 LBS 10-12 FT MANUAL	\$ 660.00	\$ 312.00	\$ 81.00	
480-3525	MATERIAL LIFT 450 LBS 16 FT MANUAL	\$ 660.00	\$ 312.00	\$ 81.00	
480-3540	MATERIAL LIFT 650 LBS 18 FT MANUAL	\$ 660.00	\$ 312.00	\$ 81.00	
480-3560	MATERIAL LIFT 250 LBS 18 FT PNEUMATIC	\$ 660.00	\$ 312.00	\$ 81.00	
480-3580	MATERIAL LIFT 650 LBS 20 FT MANUAL	\$ 786.00	\$ 372.00	\$ 97.00	
480-3600	MATERIAL LIFT 650 LBS 24 FT MANUAL	\$ 786.00	\$ 372.00	\$ 97.00	
480-3630	MATERIAL LIFT 800 LBS 12 FT MANUAL	\$ 693.00	\$ 257.00	\$ 86.00	

480-3660	MATERIAL LIFT 1100 LBS 15 FT MANUAL	\$ 837.00	\$ 395.00	\$ 101.00	
480-4110	CABLE PULLER 2000 LB ELECTRIC	\$ 791.00	\$ 290.00	\$ 121.00	
480-4130	CABLE PULLER 6000LB ELECTRIC	\$ 814.00	\$ 347.00	\$ 112.00	
480-4150	CABLE PULLER 10000LB ELEC W/BOOM	\$ 935.00	\$ 483.00	\$ 127.00	
480-4153	CABLE PULLER 12K MULTI-SPEED ELEC	\$ 1,056.00	\$ 530.00	\$ 144.00	
480-4155	CABLE FEEDER	\$ 753.00	\$ 290.00	\$ 121.00	
480-4160	CABLE REEL STAND 6000LB CAPACITY	\$ 128.00	\$ 59.00	\$ 19.00	
480-4170	CABLE REEL STAND 10000LB CAP	\$ 525.00	\$ 270.00	\$ 90.00	
480-4179	CABLE REEL ROLL 7.5 TON	\$ 1,586.00	\$ 535.00	\$ 172.00	
480-4180	CABLE REEL ROLLER 15 TON	\$ 1,423.00	\$ 483.00	\$ 153.00	
480-4185	DUCT RODDER 5/16IN 1000FT	\$ 410.00	\$ 193.00	\$ 86.00	
480-4186	DUCT RODDER 5/16IN 600FT	\$ 288.00	\$ 169.00	\$ 66.00	
480-4190	CABLE FISH TAPE VAC SYSTEM	\$ 219.00	\$ 74.00	\$ 33.00	
480-5520	PUMP HYD 10000PSI SINGLE ACTING ELEC	\$ 634.00	\$ 344.00	\$ 121.00	
480-5530	PUMP HYD SHORING PLASTIC MANUAL	\$ 60.00	\$ 22.00	\$ 12.00	
480-5540	PORTAPOWEPUMP 1 SPEED MANUAL	\$ 140.00	\$ 47.00	\$ 23.00	
480-5560	PORTAPOWEPUMP 2 SPEED MANUAL	\$ 140.00	\$ 47.00	\$ 23.00	
480-9150	MOBI-MAT VEHICLE MOBILITY MAT 5X50	\$ 628.00	\$ 353.00	\$ 133.00	ADD
481-1028	CYLINDER HYD THREADED END SA 10 T >1 IN	\$ 91.00	\$ 46.00	\$ 12.00	
481-1030	CYLINDER HYD LP PANCAKE SA 10 T >1 IN	\$ 64.00	\$ 33.00	\$ 7.00	
481-1040	CYLINDER HYD GENERAL SA 10 T 4 IN	\$ 79.00	\$ 43.00	\$ 9.00	
481-1042	CYLINDER HYD GENERAL SA 10 T 6 IN	\$ 91.00	\$ 46.00	\$ 12.00	
481-1048	CYLINDER HYD GENERAL SA 10 T 8 IN	\$ 112.00	\$ 54.00	\$ 14.00	
481-1052	CYLINDER HYD GENERAL SA 10 T 10 IN	\$ 114.00	\$ 56.00	\$ 14.00	
481-1090	CYLINDER HYD LP PANCAKE SA 20 T >1 IN	\$ 153.00	\$ 78.00	\$ 19.00	
481-1108	CYLINDER HYD GENERAL SA 25 T 2 IN	\$ 121.00	\$ 60.00	\$ 14.00	
481-1112	CYLINDER HYD GENERAL SA 25 T 6 IN	\$ 153.00	\$ 78.00	\$ 19.00	
481-1118	CYLINDER HYD GENERAL SA 25 T 8 IN	\$ 186.00	\$ 98.00	\$ 24.00	
481-1126	CYLINDER HYD GENERAL SA 25 T 14 IN	\$ 270.00	\$ 137.00	\$ 34.00	
481-1132	CYLINDER HYD LP PANCAKE SA 30 T >1 IN	\$ 179.00	\$ 89.00	\$ 22.00	
481-1134	CYLINDER HYD GENERAL SA 30 T 2 IN	\$ 219.00	\$ 112.00	\$ 27.00	
481-1158	CYLINDER HYD GENERAL SA 35 T 2 IN	\$ 312.00	\$ 158.00	\$ 40.00	
481-1162	CYLINDER HYD GENERAL SA 50 T 2 IN	\$ 939.00	\$ 474.00	\$ 121.00	
481-1186	CYLINDER HYD GENERAL SA 55 T 6 IN	\$ 265.00	\$ 132.00	\$ 33.00	
481-1189	CYLINDER HYD PUSHPULL DA 55-28 T 4 IN	\$ 460.00	\$ 233.00	\$ 60.00	
481-1260	CYLINDER HYD PUSHPULL DA 100-44 T 6 IN	\$ 674.00	\$ 346.00	\$ 86.00	
481-1526	JACK TOE ECONOMY 5 T 4 IN	\$ 196.00	\$ 99.00	\$ 24.00	
481-1538	JACK TOE ECONOMY 10 T 5 IN	\$ 182.00	\$ 79.00	\$ 33.00	
490-1000	FORKLIFT ATTACHMENT LIFTING HOOK 10000LB	\$ 291.00	\$ 144.00	\$ 50.00	
490-1002	FORKLIFT ATTACHMENT LIFTING HOOK 12000LB	\$ 358.00	\$ 172.00	\$ 56.00	
490-1003	FORKLIFT ATTACHMENT LIFT-N-TOW 4000 LB	\$ 252.00	\$ 123.00	\$ 43.00	
490-1004	FORKLIFT ATTACHMENT LIFT-N-TOW 10000 LB	\$ 252.00	\$ 123.00	\$ 43.00	
490-1008	FORKLIFT ATTACHMENT 2 FT TRUSS BOOM	\$ 377.00	\$ 172.00	\$ 60.00	
490-1009	FORKLIFT ATTACHMENT 6-8 FT TRUSS BOOM	\$ 377.00	\$ 172.00	\$ 60.00	
490-1010	FORKLIFT ATTACHMENT 12-15 FT TRUSS BOOM	\$ 377.00	\$ 172.00	\$ 60.00	
490-1014	FORKLIFT ATTACHMENT BOOM STAND 2-17000LB	\$ 1,390.00	\$ 577.00	\$ 191.00	
490-1020	FORKLIFT ATTACH JIB BOOM 4-12FT 6K CAP	\$ 381.00	\$ 173.00	\$ 60.00	
490-1030	FORKLIFT ATTACHMENT CARPET POLE	\$ 273.00	\$ 115.00	\$ 40.00	

490-1040	FORKLIFT ATTACHMENT INDUSTRIAL SCALE	\$ 507.00	\$ 265.00	\$ 98.00	
490-1050		\$ 335.00	\$ 132.00	\$ 60.00	
490-1055	FORKLIFT ATTACHMENT BIN CLAMP ROTATOR	\$ 502.00	\$ 189.00	\$ 66.00	
490-1070	FORKLIFT ATTACHMENT FORK ROTATOR 2500LB	\$ 805.00	\$ 316.00	\$ 101.00	
490-1073	FORKLIFT ATTACHMENT ROTATOR CLASS II	\$ 781.00	\$ 312.00	\$ 101.00	
490-1077	FORKLIFT ATTACHMENT ROTATOR CLASS III	\$ 1,319.00	\$ 531.00	\$ 195.00	
490-1080	FORKLIFT ATTACHMENT WORK PLATFORM	\$ 548.00	\$ 290.00	\$ 101.00	
490-1085	FORKLIFT SINGLE DOUBLE PALLET HANDLER	\$ 586.00	\$ 221.00	\$ 98.00	ADD
490-1210	FORKLIFT ATTACHMENT BIN DUMPER 1YD	\$ 502.00	\$ 189.00	\$ 66.00	
490-1215	FORKLIFT ATTACHMENT BIN DUMPER 2YD	\$ 502.00	\$ 189.00	\$ 66.00	
490-1220	FORKLIFT ATTACHMENT BIN DUMPER 3YD	\$ 525.00	\$ 218.00	\$ 74.00	
490-1225	FORKLIFT ATTACHMENT BIN DUMPER 4YD	\$ 567.00	\$ 232.00	\$ 81.00	
490-1230	FORKLIFT ATTACHMENT BIN DUMPER 5YD	\$ 567.00	\$ 232.00	\$ 81.00	
490-1235	FORKLIFT ATTACHMENT TRASH HOPPER 3.75YD	\$ 455.00	\$ 167.00	\$ 70.00	
490-1240	FORKLIFT ATTACHMENT TRASH HOPPER 5.0YD	\$ 455.00	\$ 167.00	\$ 70.00	ADD
490-1250	FORKLIFT ATTACHMENT BUCKET .50-.75YD	\$ 405.00	\$ 167.00	\$ 60.00	
490-1255	FORKLIFT ATTACHMENT BUCKET 1YD	\$ 405.00	\$ 167.00	\$ 60.00	
490-1260	FORKLIFT ATTACHMENT BUCKET 1.25YD	\$ 405.00	\$ 167.00	\$ 60.00	
490-1265	FORKLIFT ATTACHMENT BUCKET 1.5YD	\$ 405.00	\$ 167.00	\$ 60.00	
490-1270	FORKLIFT ATTACHMENT BUCKET 1.75YD	\$ 442.00	\$ 181.00	\$ 65.00	
490-1275	FORKLIFT ATTACHMENT BUCKET 2YD	\$ 442.00	\$ 181.00	\$ 65.00	
490-1400	FORKLIFT ATTACHMENT CARRIAGE	\$ 377.00	\$ 172.00	\$ 60.00	
490-1410	FORKLIFT ATTACHMENT SWING CARRIAGE	\$ 638.00	\$ 241.00	\$ 86.00	
490-1450	FORKLIFT ATTACHMENT FORK EXTENSIONS	\$ 377.00	\$ 172.00	\$ 60.00	
490-1460	FORKLIFT ATTACHMENT 48IN FORKS	\$ 187.00	\$ 88.00	\$ 28.00	
490-1470	FORKLIFT ATTACHMENT 60IN FORKS	\$ 205.00	\$ 97.00	\$ 30.00	
490-1480	FORKLIFT ATTACHMENT 72IN FORKS	\$ 219.00	\$ 100.00	\$ 35.00	
490-1517	FORKLIFT ATTACHMENT BOOMSTAND 40-60000LB	\$ 1,655.00	\$ 875.00	\$ 292.00	ADD
490-1600	CRANE ATTACHMENT TRASH HOPPER	\$ 387.00	\$ 173.00	\$ 60.00	
490-1690	FORKLIFT BATTERY CHARGER 48V ONLY 115V	\$ 209.00	\$ 90.00	\$ 33.00	
490-1695	FORKLIFT BATTERY CHARGER FOR 48V & 80V	\$ 270.00	\$ 97.00	\$ 40.00	
499-0600	TRACKS/600S	\$ 2,534.00	\$ 884.00	\$ 312.00	
500-1015	1KW SILENT PORTABLE GENERATOR GAS	\$ 332.00	\$ 158.00	\$ 44.00	
500-1020	2KW SILENT PORTABLE GENERATOR GFCI GAS	\$ 396.00	\$ 181.00	\$ 47.00	
500-1025	2KW SILENT PORTABLE GENERATOR GAS	\$ 396.00	\$ 181.00	\$ 47.00	
500-1030	3KW PORTABLE GENERATOR GAS	\$ 479.00	\$ 219.00	\$ 58.00	
500-1035	3KW SILENT PORTABLE GENERATOR GAS	\$ 479.00	\$ 219.00	\$ 58.00	
500-1045	4KW SILENT PORTABLE GENERATOR GAS	\$ 524.00	\$ 246.00	\$ 65.00	
500-1050	5KW PORTABLE GENERATOR GAS	\$ 539.00	\$ 255.00	\$ 67.00	
500-1057	5KW PORTABLE GENERATOR DSL	\$ 539.00	\$ 255.00	\$ 67.00	
500-1060	6KW PORTABLE GENERATOR GAS	\$ 598.00	\$ 284.00	\$ 77.00	
500-1075	7KW SILENT PORTABLE GENERATOR GAS	\$ 747.00	\$ 353.00	\$ 93.00	
500-1100	10KW PORTABLE GENERATOR GAS	\$ 921.00	\$ 403.00	\$ 121.00	
500-1110	14KW PORTABLE GENERATOR 120/240V 1PH GAS	\$ 1,046.00	\$ 486.00	\$ 169.00	
500-1120	16KW PORTABLE GENERATOR 120/240V 1PH/3PH	\$ 1,246.00	\$ 577.00	\$ 200.00	
500-1130	23KW PORTABLE GENERATOR 120/480V 1PH/3PH	\$ 1,432.00	\$ 609.00	\$ 265.00	
501-1008	8KW GENERATOR DSL	\$ 958.00	\$ 408.00	\$ 177.00	
501-1015	15KW GENERATOR DSL	\$ 1,056.00	\$ 434.00	\$ 198.00	

501-1020	20KW GENERATOR DSL	\$ 1,056.00	\$ 434.00	\$ 198.00	
501-1021	20KW GENERATOR DSL HYBRID	\$ 5,441.00	\$ 2,009.00	\$ 763.00	
501-1025	25KW GENERATOR MEGA SILENT DSL	\$ 1,381.00	\$ 691.00	\$ 331.00	
501-1030	30KW GENERATOR DSL	\$ 1,502.00	\$ 693.00	\$ 265.00	
501-1040	40KW GENERATOR DSL	\$ 1,502.00	\$ 693.00	\$ 265.00	
501-1055	55KW GENERATOR DSL	\$ 1,920.00	\$ 716.00	\$ 293.00	
501-1060	55KW GENERATOR SKID MOUNTED DSL	\$ 1,865.00	\$ 693.00	\$ 293.00	
501-1062	56KW GENERATOR MEGA SILENT DSL	\$ 2,930.00	\$ 1,222.00	\$ 440.00	
501-1065	65KW GENERATOR MEGA SILENT DSL	\$ 3,725.00	\$ 1,632.00	\$ 628.00	
501-1070	70KW GENERATOR DSL	\$ 2,953.00	\$ 1,056.00	\$ 400.00	
501-1080	80KW GENERATOR DSL	\$ 2,953.00	\$ 1,056.00	\$ 400.00	
501-1100	100KW GENERATOR DSL	\$ 2,953.00	\$ 1,056.00	\$ 400.00	
501-1105	100KW GENERATOR SKID MOUNTED DSL	\$ 2,953.00	\$ 1,056.00	\$ 400.00	
501-1110	104KW GENERATOR MEGA SILENT DSL	\$ 3,725.00	\$ 1,632.00	\$ 628.00	
501-1115	117KW GENERATOR MEGA SILENT DSL	\$ 4,980.00	\$ 1,967.00	\$ 753.00	
501-1120	120KW GENERATOR DSL	\$ 3,622.00	\$ 1,651.00	\$ 599.00	
501-1135	137KW GENERATOR MEGA SILENT DSL	\$ 4,980.00	\$ 1,967.00	\$ 753.00	
501-1140	140KW GENERATOR DSL	\$ 3,622.00	\$ 1,651.00	\$ 599.00	
501-1160	160KW GENERATOR DSL	\$ 3,622.00	\$ 1,651.00	\$ 599.00	
501-1175	175KW GENERATOR DSL	\$ 3,622.00	\$ 1,651.00	\$ 599.00	
501-1180	175KW GENERATOR SKID MOUNTED DSL	\$ 3,622.00	\$ 1,651.00	\$ 599.00	
501-1200	200KW GENERATOR DSL	\$ 4,803.00	\$ 1,972.00	\$ 837.00	
501-1250	250KW GENERATOR DSL	\$ 4,803.00	\$ 1,972.00	\$ 837.00	
501-1255	250KW GENERATOR SKID MOUNTED DSL	\$ 4,803.00	\$ 1,972.00	\$ 837.00	
501-1280	275KW GENERATOR MEGA SILENT DSL	\$ 5,859.00	\$ 2,256.00	\$ 959.00	
501-1320	320KW GENERATOR DSL	\$ 5,752.00	\$ 2,418.00	\$ 958.00	
501-1325	320KW GENERATOR SKID MOUNTED DSL	\$ 5,752.00	\$ 2,418.00	\$ 958.00	
501-1500	500KW GENERATOR DSL	\$15,810.00	\$ 5,859.00	\$2,148.00	
501-1510	500KW GENERATOR DSL T4F	\$15,810.00	\$ 5,859.00	\$2,148.00	
501-1800	800KW GENERATOR DSL	\$15,810.00	\$ 5,859.00	\$2,148.00	
501-2100	1000KW GENERATOR DSL	\$16,647.00	\$ 5,952.00	\$2,218.00	
501-2300	1350KW GENERATOR DSL	\$19,408.00	\$ 6,557.00	\$2,549.00	
501-2600	1600KW GENERATOR DSL	\$24,413.00	\$ 9,486.00	\$3,432.00	
501-2700	CONTAINERIZED 2MEG DIESEL GENERATOR	\$30,272.00	\$11,474.00	\$4,145.00	
501-3140	1400AMP STUDIO GENERATOR	\$ 8,026.00	\$ 2,325.00	\$1,068.00	
501-3160	1600AMP STUDIO GENERATOR	\$ 8,026.00	\$ 2,325.00	\$1,068.00	
501-4000	90KVA 400HZ PORTABLE AIRCRAFT GENERATOR	\$ 5,115.00	\$ 2,504.00	\$ 628.00	
501-4010	120KVA 400HZ PORTABLE AIRCRAFT GENERATOR	\$ 5,580.00	\$ 2,969.00	\$ 698.00	
501-4020	180KVA 400HZ PORTABLE AIRCRAFT GENERATOR	\$ 6,975.00	\$ 3,255.00	\$ 884.00	
501-4210	90KVA 400HZ SOLID STATE AIRCRAFT GPU	\$ 2,976.00	\$ 1,039.00	\$ 372.00	
501-4220	180KVA 400HZ SOLID STATE AIRCRAFT GPU	\$ 4,371.00	\$ 1,484.00	\$ 586.00	
510-1010	LIGHT TOWER 50W LED SOLAR SKID	\$ 626.00	\$ 233.00	\$ 91.00	
510-1015	LIGHT TOWER 640W LED SOLAR TRAILER	\$ 1,123.00	\$ 507.00	\$ 205.00	
510-1020	LIGHT TOWER 200W LED SOLAR TRAILER	\$ 823.00	\$ 304.00	\$ 132.00	
510-1030	LIGHT TOWER VERT MAST MAN NARROW BODY	\$ 511.00	\$ 279.00	\$ 125.00	
510-1035	LIGHT TOWER HORIZ MAST MAN NARROW BODY	\$ 511.00	\$ 279.00	\$ 125.00	
510-1040	LIGHT TOWER VERT MAST ELEC NARROW BODY	\$ 511.00	\$ 279.00	\$ 125.00	
510-1055	LIGHT TOWER VERT MAST LED TRAILER	\$ 789.00	\$ 366.00	\$ 143.00	

510-1070	LIGHT TOWER BALLOON KIT	\$ 456.00	\$ 318.00	\$ 121.00	
510-1080	LIGHT TOWER MAN MAST 16FT LED CART 120V	\$ 628.00	\$ 235.00	\$ 91.00	
510-1082	LIGHT TOWER ELEC MAST 23FT LED CART 120V	\$ 665.00	\$ 265.00	\$ 101.00	
510-1084	LIGHT TOWER MAN MAST 23FT LED TRAIL 120V	\$ 665.00	\$ 265.00	\$ 101.00	
510-1140	LIGHT TOWER VERT MAST 20KW WIDE BODY	\$ 1,251.00	\$ 442.00	\$ 196.00	
510-1160	LIGHT TOWER CUBE VERT MAST LED SKID	\$ 1,209.00	\$ 532.00	\$ 225.00	
514-1145	EXTENSION CORD 14/3 X 100'	\$ 40.00	\$ 17.00	\$ 6.00	
514-1150	EXTENSION CORD 14/3 X 50'	\$ 32.00	\$ 13.00	\$ 5.00	
514-1155	EXTENSION CORD 14/3 X 25'	\$ 20.00	\$ 7.00	\$ 2.00	ADD
525-1030	I LINE PANEL 400 AMP	\$ 1,245.00	\$ 457.00	\$ 167.00	
525-1060	I LINE PANEL 600 AMP 600V	\$ 1,328.00	\$ 498.00	\$ 190.00	
525-1070	I LINE PANEL 800 AMP	\$ 1,535.00	\$ 698.00	\$ 260.00	
525-1080	I LINE PANEL 1200 AMP	\$ 2,000.00	\$ 791.00	\$ 335.00	
525-1085	I-LINE PANEL 1200A 600V LOW PROFILE	\$ 2,000.00	\$ 791.00	\$ 335.00	
525-1090	QUADBOX FEEDER PANEL 120 AMP	\$ 273.00	\$ 135.00	\$ 47.00	
525-1100	QUAD BOX FEEDER PANEL 200 AMP	\$ 273.00	\$ 135.00	\$ 47.00	
525-1120	PANEL DISTRO 200A 2XL5302XCALI4X50A4X30A	\$ 342.00	\$ 146.00	\$ 63.00	
525-1140	SPIDER BOX FEEDER PANEL 200 AMP	\$ 646.00	\$ 299.00	\$ 105.00	
525-1150	SPIDER BOX FEEDER PANEL 400 AMP	\$ 646.00	\$ 299.00	\$ 105.00	
525-1160	SPLITER PANEL 400 AMP CAMLOCK	\$ 205.00	\$ 90.00	\$ 47.00	
525-1180	REEFER PANEL 30 GANG	\$ 295.00	\$ 113.00	\$ 47.00	
525-1190	TRANSFORMER 15KVA 480-120/208 MILL PANEL	\$ 664.00	\$ 312.00	\$ 97.00	
525-1195	TRANSFORMER 30KVA 480-120/208 MILL PANEL	\$ 910.00	\$ 319.00	\$ 102.00	
525-1210	TRANSF 150KVA 600/480-120/208V STEP DWN	\$ 910.00	\$ 319.00	\$ 102.00	
525-1250	TRANSFER SWITCH 200 AMP	\$ 461.00	\$ 164.00	\$ 58.00	
525-1255	TRANSFER SWITCH 200 AMP ATS	\$ 544.00	\$ 199.00	\$ 65.00	
525-1260	TRANSFER SWITCH 400 AMP ATS	\$ 703.00	\$ 260.00	\$ 91.00	
525-1270	TRANSFER SWITCH 600 AMP	\$ 1,453.00	\$ 532.00	\$ 293.00	
525-1290	TRANSFER SWITCH 800 AMP	\$ 1,814.00	\$ 716.00	\$ 442.00	
525-1310	VFD PANEL 20HP 460V 3PH	\$ 814.00	\$ 279.00	\$ 102.00	
525-1320	VFD PANEL 50HP 460V 3PH	\$ 934.00	\$ 312.00	\$ 121.00	
525-1330	VFD PANEL 100HP 460V 3P SOFT START	\$ 1,116.00	\$ 400.00	\$ 153.00	
525-1350	VFD PANEL 150HP 460V 3PH	\$ 1,495.00	\$ 548.00	\$ 191.00	
525-1360	LOAD BANK 100 KW	\$ 535.00	\$ 240.00	\$ 115.00	
525-1362	LOAD BANK 125 KW	\$ 535.00	\$ 240.00	\$ 115.00	
525-1365	LOAD BANK 600 KW	\$ 3,587.00	\$ 1,209.00	\$ 419.00	
525-1366	LOAD BANK 1000 KW	\$ 5,580.00	\$ 1,860.00	\$ 620.00	
525-1368	LOAD BANK 3000 KW	\$ 9,300.00	\$ 2,790.00	\$ 930.00	
525-1605	DISCONNECT FUSE PANEL 200 AMP	\$ 493.00	\$ 223.00	\$ 88.00	
525-1610	DISCONNECT BREAKER PANEL 400A	\$ 632.00	\$ 273.00	\$ 135.00	
525-1620	DISCONNECT BREAKER PANEL 600A	\$ 903.00	\$ 387.00	\$ 150.00	
525-1630	DISCONNECT BREAKER PANEL 800A	\$ 1,163.00	\$ 423.00	\$ 173.00	
525-1720	I LINE PANEL 3000 AMP	\$ 3,255.00	\$ 1,127.00	\$ 395.00	
525-2110	PANEL DISTRIBUTION 125/250V 30AMP GFCI	\$ 159.00	\$ 68.00	\$ 23.00	ADD
525-2120	PANEL DISTRIBUTION 125/250V 50AMP GFCI	\$ 159.00	\$ 68.00	\$ 23.00	
525-2142	PANEL DIST 400A CAM IN/4X100A APPLE OUT	\$ 352.00	\$ 149.00	\$ 56.00	
525-2190	PANEL DISTRIBUTION 800AMP 3PH 120/208V	\$ 2,075.00	\$ 744.00	\$ 265.00	
525-2600	DISCONNECT BREAKER PANEL 1200A	\$ 698.00	\$ 284.00	\$ 149.00	



525-3550	TRANSFER SWITCH AUTO 1200 AMP	\$ 2,093.00	\$ 724.00	\$ 502.00	ADD
525-3560	TRANSFER SWITCH AUTO 1600 AMP	\$ 2,093.00	\$ 724.00	\$ 502.00	
525-4000	PANEL DISTRIBUTION 800AMP 600V	\$ 744.00	\$ 302.00	\$ 135.00	
525-5020	TRANSFORMER 30KVA 480-120/208V STEP DWN	\$ 498.00	\$ 225.00	\$ 80.00	
525-5025	TRANSFORMER 75KVA ENTERTAINMENT CONFIG	\$ 1,003.00	\$ 479.00	\$ 163.00	
525-5047	TRANSFORMER 45KVA 480-120/208V STEP DWN	\$ 747.00	\$ 395.00	\$ 140.00	
525-5075	TRANSF 75KVA 600/480-120/208V S DWN DIST	\$ 1,075.00	\$ 410.00	\$ 163.00	
525-5112	TRANSFORMER 150KVA 480-600V STEP UP/DWN	\$ 1,218.00	\$ 432.00	\$ 177.00	
525-5114	TRANSFORMER 150KVA ENTERTAINMENT CONFIG	\$ 1,218.00	\$ 432.00	\$ 177.00	
525-5122	TRANSFORMER 300KVA ENTERTAINMENT CONFIG	\$ 1,535.00	\$ 605.00	\$ 186.00	
525-5130	TRANSF 500KVA 480-600V STEP UP/DWN AUTO	\$ 2,488.00	\$ 928.00	\$ 376.00	ADD
525-5137	TRANSFORMER 500KVA 2400/480V PADMOUNT	\$ 1,450.00	\$ 521.00	\$ 200.00	
525-5165	TRANSFORMER 1500KVA PADMOUNT	\$ 4,394.00	\$ 1,572.00	\$ 828.00	
530-1000	FUEL TANK UP TO 100 GALLON	\$ 352.00	\$ 186.00	\$ 65.00	
530-1005	PROSOL DEF TANK 100 GALLON GALVANIZED	\$ 558.00	\$ 233.00	\$ 84.00	
530-1020	FUEL TANK 251 GALLON	\$ 386.00	\$ 200.00	\$ 69.00	
530-1050	FUEL TANK 552 GALLON	\$ 601.00	\$ 326.00	\$ 107.00	
530-1060	FUEL TANK 523 GALLON TOWABLE	\$ 816.00	\$ 423.00	\$ 144.00	
530-1070	FUEL TANK 787 GALLON	\$ 816.00	\$ 423.00	\$ 144.00	
530-1090	FUEL TANK 1204 GALLON	\$ 1,211.00	\$ 642.00	\$ 219.00	
530-1100	FUEL TANK 2388 GALLON	\$ 2,734.00	\$ 1,190.00	\$ 400.00	
550-1250	WELDER MIG 200 - 299 AMPS 230V	\$ 264.00	\$ 97.00	\$ 40.00	
550-1270	WELDER TIG / STICK 200-249 AMPS ELEC	\$ 219.00	\$ 68.00	\$ 38.00	
550-1272	WELDER TIG / STICK 208-575 AMPS ELEC	\$ 490.00	\$ 200.00	\$ 65.00	
550-1275	SKYWELDER INVERTER WELDER 250-300AMP	\$ 241.00	\$ 86.00	\$ 38.00	
550-1280	WELDER INVERTER CC ONLY 250-299 AMPS	\$ 241.00	\$ 86.00	\$ 38.00	
550-1290	WELDER INVERTER CC/CV 300-399 AMPS	\$ 241.00	\$ 86.00	\$ 38.00	
550-1300	WELDER INVERTER CC/CV 350-399 AMPSLEC	\$ 241.00	\$ 86.00	\$ 38.00	
550-1310	WELDER INVERTER CC/CV 400-449 AMPS	\$ 241.00	\$ 86.00	\$ 38.00	
550-1330	WELDER INVERTER CC/CV 650-699 AMPS	\$ 512.00	\$ 237.00	\$ 81.00	
550-1400	WELDING FUME EXTRACTOR 95-132 CFM	\$ 419.00	\$ 182.00	\$ 69.00	
550-1540	WELDER ENGINE DRIVE 180-189 AMP GAS	\$ 510.00	\$ 214.00	\$ 86.00	
550-1600	WELDER ENGINE DRIVE 250-299 AMPS GAS	\$ 510.00	\$ 214.00	\$ 86.00	
550-1610	WELDER ENGINE DRIVE 300-249 AMP GAS	\$ 510.00	\$ 214.00	\$ 86.00	
550-1760	WELDER ENGINE DRIVE 250-299 AMPS LP	\$ 510.00	\$ 214.00	\$ 86.00	
550-1765	WELDER ENGINE DRIVE 300 AMPS LP	\$ 733.00	\$ 340.00	\$ 164.00	
550-1850	WELDER TOWABLE 300 - 349 AMPS DSL	\$ 521.00	\$ 197.00	\$ 80.00	
550-1870	WELDER TOWABLE 400 - 449 AMPS DSL	\$ 591.00	\$ 279.00	\$ 133.00	
550-1875	WELDER SKID MOUNTED 400 - 449 AMPS DSL	\$ 591.00	\$ 279.00	\$ 133.00	
550-1880	WELDER TOWABLE 500 - 549 AMPS DSL	\$ 804.00	\$ 321.00	\$ 172.00	
550-1900	WELDER TOWABLE 300-349AMPS DUAL-OPER DSL	\$ 665.00	\$ 335.00	\$ 152.00	
550-1905	WELDER TOWABLE 400-449AMPS DUAL-OPER DSL	\$ 688.00	\$ 353.00	\$ 152.00	
550-1950	WELDER WIRE FEEDER 120 VOLT ELEC	\$ 314.00	\$ 167.00	\$ 63.00	
550-1955	WELDER WIRE FEEDER SINGLE REEL 24 VOLT	\$ 353.00	\$ 217.00	\$ 71.00	
550-1960	WELDER WIRE FEEDER SUITCASE STYLE	\$ 296.00	\$ 153.00	\$ 64.00	
550-3010	PLASMA CUTTER 7/8IN 1PH 120/240V	\$ 591.00	\$ 240.00	\$ 100.00	
550-3015	PLASMA CUTTER 5/8IN AIRCOMP 1PH 120/240V	\$ 698.00	\$ 266.00	\$ 99.00	
550-3030	PLASMA CUTTER 1-1/4IN 1PH/480V 3PH/600V	\$ 1,279.00	\$ 470.00	\$ 193.00	

550-3060	PLASMA CUTTER 1-3/4IN 3PH 600V	\$ 2,864.00	\$ 1,112.00	\$ 456.00	
553-0002	CIRCUIT BREAKER, 480V/20A	\$ 59.00	\$ 20.00	\$ 7.00	
553-0004	CIRCUIT BREAKER, 480V/40A	\$ 59.00	\$ 20.00	\$ 7.00	
553-0005	CIRCUIT BREAKER, 480V/50A	\$ 59.00	\$ 20.00	\$ 7.00	
553-0009	CIRCUIT BREAKER 480V 80A	\$ 59.00	\$ 20.00	\$ 7.00	
553-0010	CIRCUIT BREAKER, 480V/100A	\$ 59.00	\$ 20.00	\$ 7.00	
553-0015	CIRCUIT BREAKER, 480V/225A	\$ 59.00	\$ 20.00	\$ 7.00	
553-0025	CIRCUIT BREAKER 600V / 400A	\$ 251.00	\$ 84.00	\$ 28.00	
553-0027	CIRCUIT BREAKER 600V / 600A	\$ 251.00	\$ 84.00	\$ 28.00	
553-0030	CIRCUIT BREAKER 600V / 200A	\$ 59.00	\$ 20.00	\$ 7.00	
553-0035	CIRCUIT BREAKER 600V / 100A	\$ 59.00	\$ 20.00	\$ 7.00	
553-0040	CIRCUIT BREAKER 600V / 60A	\$ 59.00	\$ 20.00	\$ 7.00	
553-0045	CIRCUIT BREAKER 600V / 30A	\$ 59.00	\$ 20.00	\$ 7.00	
553-0050	CIRCUIT BREAKER 600V / 250A	\$ 59.00	\$ 20.00	\$ 7.00	
553-0055	CIRCUIT BREAKER 600V / 150A	\$ 59.00	\$ 20.00	\$ 7.00	
553-0060	CIRCUIT BREAKER 600V / 125A	\$ 59.00	\$ 20.00	\$ 7.00	
553-0061	ADJ CIRCUIT BREAKER 600V 70-250A	\$ 195.00	\$ 73.00	\$ 26.00	
554-0020	POWER STRIP 6X20A OUTLET 6'	\$ 16.00	\$ 7.00	\$ 7.00	
610-1005	TRAILER LANDSCAPE 5X8 1500 LB	\$ 386.00	\$ 181.00	\$ 47.00	
610-1010	TRAILER LANDSCAPE 6X12 3000 LB	\$ 386.00	\$ 181.00	\$ 47.00	
610-1050	TRAILER UTILITY 2000 LB	\$ 386.00	\$ 181.00	\$ 47.00	
610-1059	TRAILER UTILITY PAN 3000 LB	\$ 386.00	\$ 181.00	\$ 47.00	
610-1060	TRAILER UTILITY 3000 LB	\$ 405.00	\$ 190.00	\$ 53.00	ADD
610-1070	TRAILER UTILITY 5-6000 LB	\$ 501.00	\$ 236.00	\$ 60.00	
610-1075	TRAILER UTILITY 7000 LB	\$ 501.00	\$ 236.00	\$ 60.00	
610-1085	TRAILER UTILITY 10000 LB	\$ 632.00	\$ 299.00	\$ 84.00	
610-1140	TRAILER FLATBED 10000 LB	\$ 679.00	\$ 321.00	\$ 86.00	
610-1160	TRAILER FLATBED 10-19000 LB GVWR	\$ 879.00	\$ 395.00	\$ 101.00	
610-1170	TRAILER FLATBED 21-29000 LB GVWR	\$ 977.00	\$ 461.00	\$ 114.00	
610-1180	TRAILER FLATBED 30-39000 LB GVWR	\$ 1,163.00	\$ 579.00	\$ 145.00	
610-1190	TRAILER FLATBED GOOSENECK 20-22000 LBS	\$ 1,163.00	\$ 579.00	\$ 145.00	
610-1210	TRAILER FLATBED W/RAMPS 20000 LB GVWR	\$ 1,163.00	\$ 579.00	\$ 145.00	
610-1212	TRAILER FLATBED NO RAMPS 20000 LB GVWR	\$ 1,163.00	\$ 579.00	\$ 145.00	
610-1220	TRAILER FLATBED GOOSENECK 25-26000 LB	\$ 1,379.00	\$ 627.00	\$ 193.00	
610-1240	TRAILER FLATBED 40-49000 LB GVWR	\$ 1,379.00	\$ 627.00	\$ 193.00	
610-1245	TRAILER FLATBED 3-AXLE W/RAMPS 50000GVWR	\$ 1,379.00	\$ 627.00	\$ 193.00	
610-1281	TRAILER FLATBED 80000 LB AIR RIDE	\$ 1,379.00	\$ 627.00	\$ 193.00	
610-1310	TRAILER FLATBED LIVE BOTTOM 24000 LB	\$ 5,115.00	\$ 1,953.00	\$ 651.00	
610-1350	TRAILER STUMP GRINDER	\$ 386.00	\$ 181.00	\$ 47.00	
610-1370	TRAILER TRENCHER	\$ 386.00	\$ 181.00	\$ 47.00	
610-1390	TRAILER TILLER	\$ 386.00	\$ 181.00	\$ 47.00	
610-1401	TRAILER CART OFF ROAD 1000LB	\$ 605.00	\$ 249.00	\$ 70.00	
610-1430	TRAILER PIPE DOLLY	\$ 791.00	\$ 352.00	\$ 97.00	
610-1500	TRAILER CABLE REEL SINGLE 8-9995 LB	\$ 781.00	\$ 347.00	\$ 91.00	
610-1530	TRAILER 36IN BULL WHEEL TENSIONER	\$ 3,041.00	\$ 1,158.00	\$ 484.00	
610-1555	TRAILER POLE 15,000 LBS - 40 FT	\$ 1,381.00	\$ 530.00	\$ 223.00	
610-1565	TRAILER POLE 24,000 LBS - 47 FT	\$ 1,762.00	\$ 666.00	\$ 284.00	
610-1600	TRAILER MIXING 27 CF 7000 LB	\$ 1,014.00	\$ 480.00	\$ 130.00	

610-1620	TRAILER MIXING 50 CF 10000 LB	\$ 1,087.00	\$ 502.00	\$ 140.00	
610-1720	TRAILER GROUND LOAD 5000 LB	\$ 419.00	\$ 181.00	\$ 60.00	
610-1730	TRAILER GROUND LOAD 8000 LB	\$ 907.00	\$ 302.00	\$ 116.00	
610-1740	TRAILER GROUND LOAD 10000 LB BATT	\$ 907.00	\$ 302.00	\$ 116.00	
610-1745	TRAILER GROUND LOAD 7000 LB GAS	\$ 907.00	\$ 302.00	\$ 116.00	
610-1750	TRAILER GROUND LOAD 13000-14000 LB	\$ 907.00	\$ 302.00	\$ 116.00	
610-1760	TRAILER TILT 2-3000 LB	\$ 334.00	\$ 138.00	\$ 37.00	
610-1766	TRAILER TILT 6-7000 LB	\$ 558.00	\$ 302.00	\$ 112.00	
610-1770	TRAILER TILT 10000 LB	\$ 558.00	\$ 302.00	\$ 112.00	
610-1775	TRAILER TILT 12-13000 LB	\$ 558.00	\$ 302.00	\$ 112.00	
610-1779	TRAILER TILT 14000LB FIXED TOP DECK	\$ 644.00	\$ 342.00	\$ 121.00	
610-1780	TRAILER TILT 14-15000 LB	\$ 644.00	\$ 342.00	\$ 121.00	
610-1781	TRAILER TILT 15-16000 LB 4FT FIXED DECK	\$ 823.00	\$ 437.00	\$ 130.00	
610-1785	TRAILER TILT 16-17000 LB	\$ 823.00	\$ 437.00	\$ 130.00	
610-2200	TRAILER DUMP SINGLE AXLE	\$ 596.00	\$ 332.00	\$ 126.00	
610-2230	TRAILER DUMP TANDEM AXLE	\$ 729.00	\$ 383.00	\$ 135.00	
610-2240	TRAILER DUMP TANDEM AXLE 12-16000LB GVWR	\$ 1,465.00	\$ 702.00	\$ 243.00	ADD
610-2290	TRAILER DUMP TRIPLE AXLE	\$ 3,255.00	\$ 1,256.00	\$ 423.00	
610-2420	TRAILER WATER 500 GALLON	\$ 879.00	\$ 493.00	\$ 144.00	
610-2430	TRAILER WATER 800 GALLON	\$ 1,293.00	\$ 686.00	\$ 193.00	
610-2455	TRAILER VACUUM EXC SYSTEM 500 GAL GAS	\$ 5,371.00	\$ 1,814.00	\$ 600.00	
610-2460	TRAILER VACUUM EXC SYSTEM 500 GAL DSL	\$ 5,952.00	\$ 1,855.00	\$ 609.00	
610-2470	TRAILER VACUUM EXC SYSTEM 800 GAL DSL	\$ 6,775.00	\$ 2,198.00	\$ 828.00	
610-2520	TRAILER ENCLOSED 6X12 3000 LB	\$ 858.00	\$ 419.00	\$ 102.00	
610-2530	TRAILER ENCLOSED 6-7 X 12 7000 LB	\$ 916.00	\$ 437.00	\$ 112.00	
610-2550	TRAILER ENCLOSED 8X20 7000 LB	\$ 1,097.00	\$ 488.00	\$ 130.00	
610-2570	TRAILER REMEDIATION ENCLOSED 8X20 9995LB	\$ 1,256.00	\$ 512.00	\$ 149.00	
610-2580	TRAILER TOOL ENCLOSED 8X44 25000 LBS	\$ 5,273.00	\$ 1,758.00	\$ 646.00	
610-2590	TRAILER ENCLOSED 8X53	\$ 1,395.00	\$ 535.00	\$ 167.00	
610-2592	TRAILER CAT EVENT RESPONSE ENCLOSED 53FT	\$ 3,999.00	\$ 1,395.00	\$ 465.00	
610-2599	TRAILER OPEN TOP BOX 4X8 3000 LB	\$ 386.00	\$ 182.00	\$ 47.00	
610-2600	TRAILER OPEN TOP BOX 5X8 3000 LB	\$ 386.00	\$ 182.00	\$ 47.00	
610-2610	TRAILER OPEN TOP BOX 5X10 3000 LB	\$ 386.00	\$ 182.00	\$ 47.00	
610-2615	TRAILER OPEN TOP BOX 5X12 3000 LB	\$ 463.00	\$ 219.00	\$ 58.00	
610-2640	TRAILER OPEN TOP BOX 5X12 10000 LB	\$ 572.00	\$ 290.00	\$ 73.00	
610-2780	CONTAINER 8FT X 8FT REFRIGERATED STORAGE	\$ 644.00	\$ 198.00	\$ 101.00	
610-2790	CONTAINER 10 FT STORAGE	\$ 163.00	\$ 140.00	\$ 47.00	
610-2800	CONTAINER 16 FT STORAGE	\$ 163.00	\$ 140.00	\$ 47.00	
610-2801	CONTAINER 16 FT KARGO KING	\$ 163.00	\$ 140.00	\$ 47.00	
610-2810	CONTAINER 20 FT STORAGE	\$ 163.00	\$ 140.00	\$ 47.00	
610-2815	CONTAINER 20 FT STORAGE DOUBLE DOOR	\$ 163.00	\$ 140.00	\$ 47.00	
610-2820	CONTAINER 24 FT STORAGE	\$ 251.00	\$ 186.00	\$ 60.00	
610-2840	CONTAINER 40 FT STORAGE	\$ 251.00	\$ 186.00	\$ 60.00	
610-2845	CONTAINER 40 FT STORAGE DOUBLE DOOR	\$ 251.00	\$ 186.00	\$ 60.00	
610-2900	CONTAINER 20 FT OFFICE	\$ 456.00	\$ 223.00	\$ 65.00	
610-2910	CONTAINER 40 FT OFFICE	\$ 916.00	\$ 235.00	\$ 70.00	
610-3000	TRAILER SHADE 10 FT	\$ 456.00	\$ 149.00	\$ 50.00	
610-3010	TRAILER SAFETY COOLDOWN 8X24 9990 LB	\$ 3,748.00	\$ 1,874.00	\$ 600.00	

610-3015	TRAILER COOLDOWN AIR CONDITIONED	\$ 2,381.00	\$ 949.00	\$ 367.00	
610-3020	TRAILER MOUNTED SAFETY SHOWER PNEUMATIC	\$ 4,041.00	\$ 1,944.00	\$ 558.00	
630-1010	CART PERSONNEL 2 PASSENGER 3-WH ELEC	\$ 512.00	\$ 268.00	\$ 93.00	
630-1020	TOW TRACTOR 1 PASSENGER 3-WH 8K PULL ELE	\$ 1,037.00	\$ 535.00	\$ 177.00	
630-1040	CART BURDEN 2 PASSENGER 4-WH GAS	\$ 591.00	\$ 288.00	\$ 107.00	
630-1060	CART BURDEN 2 PASSENGER 4-WH ELEC	\$ 591.00	\$ 288.00	\$ 107.00	
630-1065	CART BURDEN 2 PASSENGER 4-WH ELEC CAB	\$ 791.00	\$ 372.00	\$ 126.00	
630-1071	CART BURDEN 2 PASS CARGO 4-WH ELEC CAB	\$ 1,404.00	\$ 636.00	\$ 239.00	ADD
630-1080	CART BURDEN 4 PASSENGER 4-WH ELEC	\$ 591.00	\$ 288.00	\$ 107.00	
630-1081	CART BURDEN 4 PASSENGER 4-WH ELEC CAB	\$ 1,404.00	\$ 636.00	\$ 239.00	ADD
630-1100	CART GOLF 2 PASSENGER ELEC	\$ 609.00	\$ 307.00	\$ 126.00	
630-1102	CART GOLF 2 PASS FLATBED 1000LB ELEC	\$ 1,753.00	\$ 897.00	\$ 239.00	ADD
630-1110	CART GOLF 2 PASSENGER GAS	\$ 609.00	\$ 307.00	\$ 126.00	
630-1114	CART GOLF 2 PASS FLATBED GAS	\$ 1,753.00	\$ 897.00	\$ 239.00	ADD
630-1120	CART GOLF 4 PASSENGER GAS	\$ 609.00	\$ 307.00	\$ 126.00	
630-1122	CART GOLF 2 PASS PULLERS	\$ 2,511.00	\$ 928.00	\$ 287.00	ADD
630-1130	CART TOUR 4 PASSENGER ELEC	\$ 772.00	\$ 321.00	\$ 130.00	
630-1150	CART TOUR 6 PASSENGER ELEC	\$ 842.00	\$ 372.00	\$ 153.00	
630-1160	CART TOUR 6 PASSENGER GAS	\$ 842.00	\$ 372.00	\$ 153.00	
630-1180	CART WHEELCHAIR ADA GAS	\$ 1,139.00	\$ 465.00	\$ 186.00	
630-1200	CART UTILITY TRUCK 2 PASS ELEC	\$ 860.00	\$ 386.00	\$ 166.00	
630-1210	CART UTV 2 PASSENGER GAS	\$ 860.00	\$ 386.00	\$ 166.00	
630-1220	CART UTV 2 PASSENGER GAS WITH CAB	\$ 1,018.00	\$ 419.00	\$ 182.00	
630-1230	CART UTV 2 PASSENGER DSL	\$ 860.00	\$ 386.00	\$ 166.00	
630-1240	CART UTV 2 PASSENGER DSL WITH CAB	\$ 1,018.00	\$ 419.00	\$ 182.00	
630-1245	CART UTV 2 PASSENGER DSL FLATBED	\$ 860.00	\$ 386.00	\$ 166.00	
630-1260	CART UTV 4 PASSENGER GAS	\$ 860.00	\$ 386.00	\$ 166.00	
630-1265	CART UTV 4 PASSENGER GAS WITH CAB	\$ 1,018.00	\$ 419.00	\$ 182.00	
630-1280	CART UTV 4 PASSENGER DSL	\$ 860.00	\$ 386.00	\$ 166.00	
630-1290	CART UTV 4 PASSENGER DSL WITH CAB	\$ 1,018.00	\$ 419.00	\$ 182.00	
630-1330	CART UTV W/FRONT TOOL CARRIER DSL CAB	\$ 3,371.00	\$ 1,558.00	\$ 512.00	
630-1410	CART UTILITY TRUCK 2 PASS GAS	\$ 860.00	\$ 386.00	\$ 166.00	
630-1415	CART UTV 2 PASSENGER 4WD GAS ENTERTAIN	\$ 860.00	\$ 386.00	\$ 166.00	
630-1420	CART UTV 4 PASSENGER 4WD GAS ENTERTAIN	\$ 860.00	\$ 386.00	\$ 166.00	
630-1425	CART UTV 2 PASSENGER 2WD GAS ENTERTAIN	\$ 860.00	\$ 386.00	\$ 166.00	
630-2010	CART UTV SNOW PLOW 5-6 FT	\$ 442.00	\$ 140.00	\$ 70.00	
630-2015	CART UTV 40 GALLON SPRAYER SKID MTD ELEC	\$ 493.00	\$ 205.00	\$ 93.00	
630-2020	80 GALLON SPRAYER ELEC	\$ 358.00	\$ 158.00	\$ 56.00	
639-1200	TOW TRACTOR WAREHOUSE STAND-UP ELECTRIC	\$ 814.00	\$ 279.00	\$ 112.00	
640-2100	BELT LOADER DRIVABLE AIRCRAFT DSL	\$ 3,162.00	\$ 1,172.00	\$ 465.00	
640-2200	BAGGAGE TRACTOR AIRCRAFT GAS 5500 LB	\$ 2,418.00	\$ 837.00	\$ 312.00	
640-2205	BAGGAGE TRACTOR AIRCRAFT CAB GAS 5500LB	\$ 2,418.00	\$ 837.00	\$ 312.00	
640-2220	BAGGAGE TRACTOR AIRCRAFT DSL 5500 LB	\$ 2,511.00	\$ 930.00	\$ 326.00	
640-4960	TRACTOR AIRCRAFT TOWBAR 40000 GVW	\$ 9,300.00	\$ 3,534.00	\$1,674.00	
640-5000	TRACTOR AIRCRAFT TOWBAR 110000 GVW	\$18,600.00	\$ 7,233.00	\$2,697.00	
659-5000	TRUCK PICKUP COMPACT STD GAS	\$ 1,195.00	\$ 470.00	\$ 104.00	
659-5005	TRUCK PICKUP COMPACT CREW 4WD GAS	\$ 1,297.00	\$ 535.00	\$ 126.00	
659-5010	TRUCK PICKUP 1/2 T STD 4WD GAS	\$ 1,195.00	\$ 470.00	\$ 104.00	

659-5020	TRUCK PICKUP 1/2 T STD 2WD GAS	\$ 1,195.00	\$ 470.00	\$ 104.00	
659-5030	TRUCK PICKUP 1/2 T SUP 4WD GAS	\$ 1,195.00	\$ 470.00	\$ 104.00	
659-5040	TRUCK PICKUP 1/2 T SUP 2WD GAS	\$ 1,195.00	\$ 470.00	\$ 104.00	
659-5050	TRUCK PICKUP 1/2 T CREW 4WD GAS	\$ 1,297.00	\$ 535.00	\$ 126.00	
659-5052	TRUCK PICKUP 1/2 T CRW 4WD GAS LIFTGATE	\$ 1,535.00	\$ 605.00	\$ 172.00	
659-5055	TRUCK PICKUP 1/2 T CREW 4WD EV	\$ 2,550.00	\$ 1,150.00	\$ 295.00	ADD
659-5060	TRUCK PICKUP 1/2 T CREW 2WD GAS	\$ 1,297.00	\$ 535.00	\$ 126.00	
659-5070	TRUCK PICKUP 3/4 T STD 4WD GAS	\$ 1,481.00	\$ 580.00	\$ 162.00	
659-5080	TRUCK PICKUP 3/4 T STD 4WD DSL	\$ 1,481.00	\$ 580.00	\$ 162.00	
659-5090	TRUCK PICKUP 3/4 T STD 2WD GAS	\$ 1,481.00	\$ 580.00	\$ 162.00	
659-5100	TRUCK PICKUP 3/4 T STD 2WD GAS LIFTGATE	\$ 1,481.00	\$ 580.00	\$ 162.00	
659-5104	TRUCK PICKUP 3/4 T CRW 4WD GAS LIFTGATE	\$ 1,481.00	\$ 580.00	\$ 162.00	
659-5120	TRUCK PICKUP 3/4 T SUP 4WD GAS	\$ 1,481.00	\$ 580.00	\$ 162.00	
659-5130	TRUCK PICKUP 3/4 T SUP 4WD DSL	\$ 1,481.00	\$ 580.00	\$ 162.00	
659-5160	TRUCK PICKUP 3/4 T CREW 4WD GAS	\$ 1,481.00	\$ 580.00	\$ 162.00	
659-5170	TRUCK PICKUP 3/4 T CREW 4WD DSL	\$ 1,481.00	\$ 580.00	\$ 162.00	
659-5180	TRUCK PICKUP 3/4 T CREW 2WD GAS	\$ 1,481.00	\$ 580.00	\$ 162.00	
659-5200	TRUCK PICKUP 1 T STD 4WD GAS	\$ 1,628.00	\$ 758.00	\$ 205.00	
659-5240	TRUCK PICKUP 1 T CREW 4WD GAS	\$ 1,628.00	\$ 758.00	\$ 205.00	
659-5250	TRUCK PICKUP 1 T CREW 4WD DSL	\$ 1,628.00	\$ 758.00	\$ 205.00	
659-5255	TRUCK PICKUP 1 T CREW 4WD DSL DRW	\$ 2,302.00	\$ 950.00	\$ 349.00	ADD
659-5370	TRUCK SERVICE 1-1/2-2 T STD 4WD GAS	\$ 2,971.00	\$ 977.00	\$ 372.00	
659-5380	TRUCK SERVICE 1-1/2-2 T STD 4WD DSL	\$ 2,971.00	\$ 977.00	\$ 372.00	
659-5425	TRUCK SERVICE 3/4-1 T CREW 4WD GAS	\$ 2,971.00	\$ 977.00	\$ 372.00	
659-5440	TRUCK SERVICE 1-1/2-2 T CREW 4WD DSL	\$ 3,250.00	\$ 1,163.00	\$ 419.00	
659-5455	VAN CARGO MINI GAS	\$ 1,788.00	\$ 539.00	\$ 117.00	
659-5460	VAN CARGO 1/2 T GAS	\$ 1,788.00	\$ 539.00	\$ 117.00	
659-5470	VAN CARGO 3/4 T GAS LOW ROOF	\$ 1,788.00	\$ 539.00	\$ 117.00	
659-5471	VAN CARGO 3/4 T GAS MEDIUM ROOF	\$ 1,788.00	\$ 539.00	\$ 117.00	ADD
659-5472	VAN CARGO 3/4 T GAS HIGH ROOF	\$ 1,788.00	\$ 539.00	\$ 117.00	
659-5475	VAN CARGO 3/4 T DSL	\$ 1,788.00	\$ 539.00	\$ 117.00	
659-5480	VAN CARGO 1 T GAS LOW ROOF	\$ 1,788.00	\$ 539.00	\$ 117.00	
659-5487	VAN CARGO REEFER MID ROOF	\$ 1,986.00	\$ 624.00	\$ 120.00	ADD
659-5490	VAN PASSENGER 8 GAS 1/2 T	\$ 1,855.00	\$ 651.00	\$ 153.00	
659-5510	VAN PASSENGER 12 GAS 3/4 LOW ROOF	\$ 1,855.00	\$ 651.00	\$ 153.00	
659-5540	VAN PASSENGER 15 GAS 3/4-1 T LOW ROOF	\$ 1,855.00	\$ 651.00	\$ 153.00	
659-5543	VAN PASSENGER 15 GAS 3/4-1 T MID ROOF	\$ 2,813.00	\$ 1,034.00	\$ 207.00	ADD
659-5550	BUS SHUTTLE GAS CDL	\$ 2,046.00	\$ 1,018.00	\$ 302.00	
659-5560	BUS SCHOOL DSL	\$ 2,046.00	\$ 1,018.00	\$ 302.00	
659-5580	SUV COMPACT 5-6 PASSENGER GAS	\$ 1,265.00	\$ 423.00	\$ 107.00	
659-5585	SUV STANDARD 7-8 PASSENGER GAS	\$ 1,416.00	\$ 565.00	\$ 149.00	
659-5610	TRUCK STKBD 12 FT 3/4-1 T STD 4WD DSL	\$ 2,320.00	\$ 884.00	\$ 252.00	
659-5620	TRUCK STKBD 12 FT 3/4-1 T STD 2WD GAS	\$ 2,320.00	\$ 884.00	\$ 252.00	
659-5630	TRUCK STKBD 12 FT 1-1/2-2 T STD 4WD GAS	\$ 2,320.00	\$ 884.00	\$ 252.00	
659-5640	TRUCK STKBD 12 FT 1-1/2-2 T STD 4WD DSL	\$ 2,320.00	\$ 884.00	\$ 252.00	
659-5650	TRUCK STKBD 12 FT 1-1/2-2 T STD 2WD GAS	\$ 2,320.00	\$ 884.00	\$ 252.00	
659-5660	TRUCK STKBD 12 FT 1-1/2-2 T STD 2WD DSL	\$ 2,320.00	\$ 884.00	\$ 252.00	
659-5680	TRUCK STKBD 12 FT 3/4-1 T CREW 4WD GAS	\$ 2,413.00	\$ 981.00	\$ 300.00	

659-5690	TRUCK STKBD 12 FT 3/4-1 T CREW 4WD DSL	\$ 2,413.00	\$ 981.00	\$ 300.00	
659-5700	TRUCK STKBD 12 FT 3/4-1 T CREW 2WD GAS	\$ 2,413.00	\$ 981.00	\$ 300.00	
659-5725	TRUCK STKBD 12 FT 1-1/2-2 T CREW 4WD GAS	\$ 2,413.00	\$ 981.00	\$ 300.00	
659-5730	TRUCK STKBD 12 FT 1-1/2-2 T CREW 4WD DSL	\$ 2,413.00	\$ 981.00	\$ 300.00	
659-5735	TRUCK STKBD 12 FT 1-1/2-2 T CREW 2WD GAS	\$ 2,413.00	\$ 981.00	\$ 300.00	
659-5740	TRUCK STKBD 12 FT 1-1/2-2 T CREW 2WD DSL	\$ 2,413.00	\$ 981.00	\$ 300.00	
659-5742	TRUCK STKBD 12 FT 1-2 T STD GOSNK4WDDSL	\$ 2,413.00	\$ 981.00	\$ 300.00	
659-5750	TRUCK STKBD 14 FT 1-1/2-2 T STD 2WD DSL	\$ 2,999.00	\$ 1,113.00	\$ 357.00	
659-5770	TRUCK STKBD 16 FT 1-1/2-2 T STD 2WD DSL	\$ 2,999.00	\$ 1,113.00	\$ 357.00	
659-5780	TRUCK STKBD 16 FT 2-1/2-3 T STD 2WD DSL	\$ 2,999.00	\$ 1,113.00	\$ 357.00	
659-5787	TRUCK STKBD 20 FT 2-1/2-3 T STD 2WD DSL	\$ 2,999.00	\$ 1,113.00	\$ 357.00	
659-5790	TRUCK STKBD 22 FT 2-1/2-3 T STD 2WD GAS	\$ 2,999.00	\$ 1,113.00	\$ 357.00	
659-5800	TRUCK STKBD 22 FT 2-1/2-3 T STD 2WD DSL	\$ 2,999.00	\$ 1,113.00	\$ 357.00	
659-5810	TRUCK RACK 18 FT 2-1/2-3 T CREW DSL	\$ 4,360.00	\$ 1,624.00	\$ 604.00	
659-5825	TRUCK FLATBED 9FT 1-1/2-2T CREW 4WD DSL	\$ 2,581.00	\$ 990.00	\$ 312.00	
659-5830	TRUCK FLATBED 11FT 1-1/2-2T STD 4WD DSL	\$ 2,581.00	\$ 990.00	\$ 312.00	
659-5840	TRUCK STKBD HI-RAIL STD 2WD DSL	\$ 3,418.00	\$ 1,138.00	\$ 441.00	
659-5870	VAN KUV UTLTY GAS 1 TON	\$ 1,953.00	\$ 758.00	\$ 228.00	
659-5875	TRUCK UTLTY 3/4 T STD 2WD GAS	\$ 2,162.00	\$ 823.00	\$ 246.00	
659-5878	TRUCK UTLTY 3/4 T SUP 2WD GAS	\$ 2,162.00	\$ 823.00	\$ 246.00	
659-5880	TRUCK UTLTY 3/4 T CREW 2WD GAS	\$ 2,488.00	\$ 891.00	\$ 307.00	
659-5882	TRUCK UTLTY 3/4 T STD 4WD GAS	\$ 2,162.00	\$ 823.00	\$ 246.00	
659-5888	TRUCK UTLTY 3/4 T CREW 4WD GAS	\$ 2,488.00	\$ 891.00	\$ 307.00	
659-5900	TRUCK UTLTY 1 T STD 2WD GAS	\$ 2,162.00	\$ 823.00	\$ 246.00	
659-5910	TRUCK UTLTY 1 T CREW 2WD GAS	\$ 2,488.00	\$ 891.00	\$ 307.00	
659-5915	TRUCK UTLTY 1 T STD 4WD GAS	\$ 2,325.00	\$ 865.00	\$ 265.00	
659-5920	TRUCK UTLTY 1 T SUP 4WD GAS	\$ 2,325.00	\$ 865.00	\$ 265.00	
659-5925	TRUCK UTLTY 1 T CREW 4WD GAS	\$ 2,488.00	\$ 891.00	\$ 307.00	
659-5928	TRUCK UTLTY 1 T STD 4WD DSL	\$ 2,488.00	\$ 891.00	\$ 307.00	
659-5930	TRUCK UTLTY 1 T SUP 4WD DSL	\$ 2,488.00	\$ 891.00	\$ 307.00	
659-5932	TRUCK UTLTY 1 T CREW 4WD DSL	\$ 2,629.00	\$ 943.00	\$ 335.00	
659-5940	TRUCK UTLTY 1-1/2-2 T STD-SUP 4WD DSL	\$ 2,629.00	\$ 943.00	\$ 335.00	
659-5945	TRUCK UTLTY 1-1/2-2 T STD-SUP 4WD GAS	\$ 2,629.00	\$ 943.00	\$ 335.00	
659-5950	TRUCK UTLTY 1-1/2-2 T CREW 4WD DSL	\$ 2,878.00	\$ 1,056.00	\$ 363.00	
659-5965	TRUCK CONTRACTOR 1-1/4-2 T STD 4WD GAS	\$ 2,629.00	\$ 943.00	\$ 335.00	
659-5969	TRUCK CONTRACTOR 1-1/4-2 T STD 2WD GAS	\$ 2,629.00	\$ 943.00	\$ 335.00	
659-5970	TRUCK CONTRACTOR 1-1/4-2 T STD 2WD DSL	\$ 2,629.00	\$ 943.00	\$ 335.00	
659-5975	TRUCK CONTRACTOR 1-1/4-2 T CREW 4WD GAS	\$ 2,878.00	\$ 1,056.00	\$ 363.00	
659-5977	TRUCK CONTRACTOR 1-1/4-2 T CREW 4WD DSL	\$ 2,878.00	\$ 1,056.00	\$ 363.00	
659-6030	TRUCK WATER 2000 GALLON GAS	\$ 2,930.00	\$ 1,488.00	\$ 493.00	
659-6040	TRUCK WATER 2000 GALLON DSL	\$ 2,930.00	\$ 1,488.00	\$ 493.00	
659-6050	TRUCK WATER 4000 GALLON DSL	\$ 4,464.00	\$ 2,055.00	\$ 628.00	
659-6052	TRUCK WATER 4000 GALLON DSL 6X6	\$ 9,277.00	\$ 3,655.00	\$1,488.00	
659-6055	TRUCK BOX 12 FT	\$ 1,586.00	\$ 563.00	\$ 195.00	
659-6057	TRUCK BOX 14 FT	\$ 2,198.00	\$ 767.00	\$ 228.00	
659-6060	TRUCK BOX 15 FT	\$ 2,198.00	\$ 767.00	\$ 228.00	
659-6070	TRUCK BOX 15 FT W/ LIFTGATE	\$ 2,246.00	\$ 795.00	\$ 219.00	
659-6075	TRUCK BOX 16 FT W/ LIFT GATE	\$ 2,246.00	\$ 795.00	\$ 219.00	



659-6090	TRUCK BOX 24 FT W/ LIFTGATE	\$ 3,581.00	\$ 897.00	\$ 205.00	
659-6095	TRUCK BOX 26 FT W/ LIFT GATE	\$ 3,581.00	\$ 897.00	\$ 205.00	ADD
659-6098	TRUCK REEFER 26FT WITH LIFTGATE	\$ 3,757.00	\$ 1,151.00	\$ 234.00	ADD
659-6100	TRUCK FLAT DUMP 16FT 1-1/2T STD 2WD DSL	\$ 2,497.00	\$ 1,042.00	\$ 381.00	
659-6105	TRUCK FLAT DUMP 20FT 1-1/2T STD 2WD DSL	\$ 2,497.00	\$ 1,042.00	\$ 381.00	
659-6110	TRUCK DUMP 3-4 YD STD 4WD GAS	\$ 2,139.00	\$ 923.00	\$ 342.00	
659-6120	TRUCK DUMP 3-4 YD DSL	\$ 2,139.00	\$ 923.00	\$ 342.00	
659-6130	TRUCK DUMP 3-4 YD CREW 4WD DSL	\$ 2,139.00	\$ 923.00	\$ 342.00	
659-6135	TRUCK DUMP 3-4 YD CREW 4WD GAS	\$ 2,139.00	\$ 923.00	\$ 342.00	
659-6140	TRUCK DUMP 3-4 YD CREW 2WD DSL	\$ 2,139.00	\$ 923.00	\$ 342.00	
659-6150	TRUCK DUMP 5-6 YD GAS	\$ 2,497.00	\$ 1,042.00	\$ 381.00	
659-6160	TRUCK DUMP 5-6 YD GAS NON CDL	\$ 2,497.00	\$ 1,042.00	\$ 381.00	
659-6170	TRUCK DUMP 5-6 YD DSL	\$ 2,497.00	\$ 1,042.00	\$ 381.00	
659-6180	TRUCK DUMP 5-6 YD DSL NON CDL	\$ 2,497.00	\$ 1,042.00	\$ 381.00	
659-6190	TRUCK DUMP 5-6 YD CREW DSL	\$ 2,692.00	\$ 1,102.00	\$ 405.00	
659-6195	TRUCK DUMP 5-6 YD CREW DSL NON-CDL	\$ 2,692.00	\$ 1,102.00	\$ 405.00	
659-6200	TRUCK DUMP 12-14 YD MANUAL DSL	\$ 5,017.00	\$ 2,195.00	\$ 688.00	
659-6210	TRUCK DUMP 12-14 YD AUTO DSL	\$ 5,017.00	\$ 2,195.00	\$ 688.00	
659-6215	TRUCK DUMP 22-24 YD DSL	\$ 8,813.00	\$ 3,553.00	\$1,274.00	
659-6218	TRUCK 1 T DUMP LANDSCAPE STD GAS	\$ 2,139.00	\$ 923.00	\$ 342.00	
659-6220	TRUCK 1 T DUMP LANDSCAPE CREW GAS	\$ 2,139.00	\$ 923.00	\$ 342.00	
659-6221	TRUCK DUMP ARTICULATED 7 TON DSL	\$ 6,417.00	\$ 3,069.00	\$1,023.00	
659-6224	TRUCK DUMP ARTICULATED 30 TON DSL	\$11,858.00	\$ 5,241.00	\$1,823.00	
659-6230	TRUCK GARBAGE 6 YD	\$ 6,355.00	\$ 2,046.00	\$ 563.00	
659-6240	TRUCK GARBAGE 20 YD	\$ 8,705.00	\$ 2,708.00	\$ 767.00	
659-6245	TRUCK STREET SWEEPER DSL	\$13,485.00	\$ 4,418.00	\$1,674.00	
659-6247	TRUCK RUNWAY/STREET SWEEPER DSL	\$13,485.00	\$ 4,418.00	\$1,674.00	
659-6250	TRUCK MOUNTED ATTENUATOR 62-65 MPH GAS	\$ 4,338.00	\$ 1,893.00	\$ 716.00	
659-6260	TRUCK MOUNTED ATTENUATOR 62-65 MPH DSL	\$ 4,338.00	\$ 1,893.00	\$ 716.00	
659-6267	TRUCK DELIVERY PCT 3/4 TON GAS NON-CDL	\$ 2,153.00	\$ 761.00	\$ 233.00	
659-6296	TRUCK BUCKET 33 FT INSULATED GAS	\$ 3,883.00	\$ 1,535.00	\$ 488.00	
659-6300	TRUCK BUCKET 35 FT NONINSULATED GAS	\$ 4,464.00	\$ 1,595.00	\$ 535.00	
659-6305	TRUCK DIGGER 45 FT CENTER MOUNT INS DSL	\$ 4,464.00	\$ 1,595.00	\$ 535.00	
659-6310	TRUCK BUCKET 35 FT NONINSULATED DSL	\$ 4,464.00	\$ 1,595.00	\$ 535.00	
659-6315	TRUCK BUCKET 45 FT INSULATED GAS	\$ 4,790.00	\$ 1,674.00	\$ 575.00	
659-6320	TRUCK BUCKET 45 FT INSULATED DSL	\$ 4,790.00	\$ 1,674.00	\$ 575.00	
659-6328	TRUCK BUCKET 55 FT DSL	\$ 4,790.00	\$ 1,674.00	\$ 575.00	
659-6336	TRUCK BUCKET 60 FT TREE TRIMMER DSL	\$ 5,166.00	\$ 2,065.00	\$ 743.00	
659-6342	TRUCK BUCKET 70 FT TREE TRIMMER DSL	\$ 6,640.00	\$ 2,640.00	\$ 746.00	
659-6350	TRUCK BUCKET 85 FT DSL	\$10,151.00	\$ 3,906.00	\$1,395.00	
659-6380	TRUCK CRANE 18 T SINGLE DSL	\$ 5,115.00	\$ 1,907.00	\$ 721.00	
659-6410	TRUCK CRANE 20 T TANDEM DSL	\$ 7,161.00	\$ 3,046.00	\$1,149.00	
659-6430	TRUCK CRANE 23 T TANDEM DSL	\$ 7,161.00	\$ 3,046.00	\$1,149.00	
659-6435	TRUCK AUGER 47FT CDL	\$ 3,288.00	\$ 1,428.00	\$ 474.00	
659-6440	TERMINAL TRACTOR SIGL AXE 2X4 OFF-RD DSL	\$ 5,208.00	\$ 1,856.00	\$ 636.00	
659-6442	TERMINAL TRACTOR SIGL AXE 2X4 ON-RD DSL	\$ 5,208.00	\$ 1,856.00	\$ 636.00	
659-6455	TRUCK TRACTOR TANDEM 4WD DSL	\$ 6,250.00	\$ 2,000.00	\$ 795.00	
659-6460	TRUCK TRACTOR TRI 4WD DSL	\$ 6,982.00	\$ 2,418.00	\$ 892.00	

659-6470	TRUCK ASPHALT DISTRIBUTOR 2000 GAL	\$ 5,422.00	\$ 1,837.00	\$ 751.00	
659-6480	TRUCK FORESTRY MOBILE CRANE	\$ 5,422.00	\$ 1,837.00	\$ 751.00	
659-8000	TRUCK SPREADER HOPPER 8 FT	\$ 925.00	\$ 298.00	\$ 98.00	
659-8020	TRUCK SPREADER HOPPER 9 FT	\$ 985.00	\$ 326.00	\$ 107.00	
659-8030	TRUCK SPREADER TAILGATE	\$ 698.00	\$ 208.00	\$ 82.00	
659-8035	TRUCK SPREADER TAILGATE DUMP	\$ 698.00	\$ 208.00	\$ 82.00	
659-8100	TRUCK SNOW PLOW 7-8 FT	\$ 912.00	\$ 284.00	\$ 93.00	
659-8110	TRUCK SNOW PLOW 8.5-9 FT	\$ 912.00	\$ 284.00	\$ 93.00	
659-8130	TRUCK SNOW PLOW 10 FT	\$ 1,023.00	\$ 335.00	\$ 116.00	
659-8220	TRUCK DUMP BED 8FT POLYMER 3.1 YD 6K LBS	\$ 899.00	\$ 359.00	\$ 135.00	
659-8225	TRUCK DUMP BED 8FT STEEL 2.0 YD 6K LBS	\$ 772.00	\$ 309.00	\$ 130.00	
659-8230	TRUCK DUMP BED 8FT S STEEL 2.0 YD 6K LBS	\$ 1,167.00	\$ 467.00	\$ 196.00	
660-1000	BOARD ARROW FOLDING TRAILER 15-LIGHT	\$ 644.00	\$ 349.00	\$ 112.00	
660-1010	BOARD ARROW VERTICAL TRAILER 15-LIGHT	\$ 644.00	\$ 349.00	\$ 112.00	
660-1020	BOARD ARROW FOLDING TRAILER 25-LIGHT	\$ 693.00	\$ 381.00	\$ 121.00	
660-1030	BOARD MESSAGE VERTICAL MID-SIZE 3-LINE	\$ 851.00	\$ 479.00	\$ 177.00	
660-1040	BOARD MESSAGE VERTICAL FULL-SIZE 3-LINE	\$ 851.00	\$ 498.00	\$ 177.00	
660-1045	BOARD MESSAGE FULL-SIZE 3-LINE W/MODEM	\$ 1,060.00	\$ 632.00	\$ 186.00	
660-1055	BOARD MESSAGE VERTICAL COMPACT MATRIX	\$ 851.00	\$ 498.00	\$ 177.00	ADD
660-1060	BOARD MESSAGE VERTICAL MID-SIZE MATRIX	\$ 851.00	\$ 498.00	\$ 177.00	
660-1065	BOARD MESSAGE VERTICAL MID MATRIX MODEM	\$ 1,060.00	\$ 632.00	\$ 186.00	
660-1070	BOARD MESSAGE VERTICAL FULL-SIZE MATRIX	\$ 1,060.00	\$ 632.00	\$ 186.00	
660-1100	RADAR SPEED MONITORING TRAILER	\$ 403.00	\$ 128.00	\$ 47.00	
660-1110	TRAILER ATTENUATOR MOUNTED W/ARROW BOARD	\$ 2,120.00	\$ 837.00	\$ 326.00	
700-1040	FAN FLOOR 36-48IN ELEC	\$ 339.00	\$ 167.00	\$ 60.00	
700-1045	FAN FLOOR 72IN 22000 CFM 120V ELEC	\$ 1,372.00	\$ 488.00	\$ 172.00	
700-1180	FAN FLOOR HIGH CFM 24IN ELEC	\$ 349.00	\$ 172.00	\$ 74.00	
700-1220	BLOWER HAZ LOC 8IN VANO 115V	\$ 367.00	\$ 149.00	\$ 58.00	
700-1230	BLOWER HAZ LOC 12IN VANO 115V	\$ 558.00	\$ 205.00	\$ 83.00	
700-1240	FAN FLOOR 16-24IN HAZ LOC ELEC	\$ 442.00	\$ 167.00	\$ 93.00	
700-1280	FAN MISTING OSCIL PORTABLE 100GAL ELEC	\$ 632.00	\$ 257.00	\$ 97.00	
700-1290	FAN MISTING OSCIL PORTABLE 19-40GAL ELEC	\$ 472.00	\$ 198.00	\$ 73.00	
700-1320	VACUUM INSULATION REMOVAL GAS	\$ 2,279.00	\$ 1,041.00	\$ 285.00	
700-1420	BLOWER MANHOLE 8IN ELEC	\$ 347.00	\$ 161.00	\$ 44.00	
700-1630	EVAP COOLER CENTRIFUGAL 3600 CFM ELEC	\$ 257.00	\$ 86.00	\$ 33.00	
700-1632	EVAP COOLER CENTRIFUGAL OSCIL 9000 CFM	\$ 953.00	\$ 479.00	\$ 167.00	
700-1634	EVAP COOLER CENTRIFUGAL DUCT 12500 CFM	\$ 1,149.00	\$ 521.00	\$ 177.00	
700-1635	EVAP COOLER 24IN 8500 CFM ELEC	\$ 514.00	\$ 177.00	\$ 73.00	
700-1640	EVAP COOLER 36IN 12500 CFM ELEC	\$ 514.00	\$ 177.00	\$ 73.00	
700-1642	EVAP COOLER 36IN 12500 CFM HAZ LOC ELEC	\$ 1,023.00	\$ 360.00	\$ 140.00	
700-1645	EVAP COOLER 48IN 22500 CFM ELEC	\$ 535.00	\$ 184.00	\$ 77.00	
700-1720	OZONE GENERATOR	\$ 347.00	\$ 161.00	\$ 44.00	
700-1723	HYDROXYL GENERATOR SMALL AREA	\$ 377.00	\$ 144.00	\$ 50.00	
700-1725	HYDROXYL GENERATOR LARGE AREA	\$ 772.00	\$ 409.00	\$ 135.00	
700-1740	UV-C LED LIGHT INDOOR USE ONLY 115V	\$ 279.00	\$ 279.00	\$ 98.00	
700-1742	ROLLING STAND FOR UV-C LED LIGHT	\$ 60.00	\$ 28.00	\$ 9.00	
700-1800	AIR CURTAIN	\$ 3,863.00	\$ 1,395.00	\$ 605.00	
700-2010	DUST SUPPRESSION MISTER 50FT THROW ELEC	\$ 2,325.00	\$ 1,209.00	\$ 419.00	

700-2050	DUST SUPPRESSION MISTER 230FT THROW ELEC	\$ 3,069.00	\$ 1,302.00	\$ 432.00	
700-2100	CONTAINMENT CART W HEPA SCRUBBER	\$ 1,717.00	\$ 800.00	\$ 316.00	
710-1220	AIRMOVER 3 DIAMETER AIR	\$ 84.00	\$ 29.00	\$ 11.00	
710-1240	AIRMOVER 6 DIAMETER AIR	\$ 84.00	\$ 29.00	\$ 11.00	
710-1260	AIRMOVER 8 DIAMETER AIR	\$ 94.00	\$ 34.00	\$ 14.00	
710-1280	AIRMOVER 10 DIAMETER AIR	\$ 132.00	\$ 47.00	\$ 19.00	
710-1300	AIRMOVER 12 DIAMETER AIR	\$ 195.00	\$ 80.00	\$ 35.00	ADD
710-1320	AIRMOVER 24 DIAMETER JET FAN AIR	\$ 512.00	\$ 176.00	\$ 86.00	
710-1340	AIRMOVER 20 DIAMETER RF TYPE AIR	\$ 400.00	\$ 135.00	\$ 65.00	
710-1360	AIRMOVER 20 DIAMETER CF TYPE AIR	\$ 400.00	\$ 135.00	\$ 65.00	
715-0005	1.5KW STANDUP INFRARED ELECT HEATER 120V	\$ 220.00	\$ 93.00	\$ 28.00	
715-0010	1.6KW ELECT HEATER 110V	\$ 145.00	\$ 73.00	\$ 19.00	
715-0020	5-20KW VAR ELECT HEATER 1 - 4 PLUG 110V	\$ 282.00	\$ 146.00	\$ 47.00	
715-0025	6KW ELECT HEATER 240V 1PH	\$ 282.00	\$ 146.00	\$ 47.00	
715-0030	6-10KW VAR ELECT HEATER 240V 1PH	\$ 305.00	\$ 150.00	\$ 54.00	
715-0038	15KW ELECT HEATER 208V 3PH SALAMANDER	\$ 390.00	\$ 168.00	\$ 63.00	
715-0040	15KW ELECT HEATER 240V 3PH SALAMANDER	\$ 390.00	\$ 168.00	\$ 63.00	
715-0042	15KW ELECT HEATER 240V 1PH SALAMANDER	\$ 390.00	\$ 168.00	\$ 63.00	
715-0045	15KW ELECT HEATER 480V 3PH SALAMANDER	\$ 390.00	\$ 168.00	\$ 63.00	
715-0046	18KW ELECT HEATER 208V 1PH/240V 3PH	\$ 530.00	\$ 242.00	\$ 97.00	
715-0050	13-20KW VAR ELECT HEATER 240V 3PH	\$ 471.00	\$ 219.00	\$ 74.00	
715-0060	30KW ELECT HEATER 480V 3PH	\$ 605.00	\$ 265.00	\$ 107.00	
715-0065	40KW ELECT HEATER 480V 3PH	\$ 967.00	\$ 374.00	\$ 140.00	
715-0070	60KW ELECT HEATER 480V 3PH	\$ 1,098.00	\$ 501.00	\$ 145.00	
715-0100	200K BTU HYDRONIC HEAT EXCHANGER ELEC	\$ 541.00	\$ 188.00	\$ 64.00	
715-0140	3.8M BTU STAINLESS STEEL HEAT EXCHANGER	\$ 2,539.00	\$ 995.00	\$ 353.00	
715-0205	80K BTU HEATER 1400 CFM WALL MOUNTED	\$ 269.00	\$ 123.00	\$ 47.00	
715-0220	60KW ELECT INLINE HEATER 220V/460V 3PH	\$ 1,465.00	\$ 600.00	\$ 233.00	
715-0237	150KW ELECT HEATER 480V 3PH 5IN SP NAROW	\$ 3,009.00	\$ 1,323.00	\$ 577.00	
715-0240	150KW IND ELECT HEATER 480V 3PH 5IN SP	\$ 4,487.00	\$ 1,860.00	\$ 902.00	
715-0408	50K-60K BTU RADIANT HEATER DSL/KERO	\$ 282.00	\$ 137.00	\$ 47.00	
715-0415	80K BTU DIRECT FORCED AIR HEATER LPG	\$ 282.00	\$ 137.00	\$ 47.00	
715-0419	115K BTU DIRECT FORCED HEATER TENT LP/NG	\$ 483.00	\$ 183.00	\$ 60.00	
715-0420	150K BTU DIRECT FORCED AIR HEAT DSL/KERO	\$ 322.00	\$ 164.00	\$ 58.00	
715-0430	150K BTU DIRECT FORCED AIR HEATER LP	\$ 322.00	\$ 164.00	\$ 58.00	
715-0435	110-150K BTU RADIANT HEATER DSL/KERO	\$ 502.00	\$ 259.00	\$ 91.00	
715-0440	170K BTU DIRECT FORCED AIR HEATER LP	\$ 363.00	\$ 205.00	\$ 73.00	
715-0445	170K BTU DIRECT FORCED AIR HEAT DSL/KERO	\$ 363.00	\$ 205.00	\$ 73.00	
715-0450	200K BTU DIRECT FORCED AIR HEAT DSL/KERO	\$ 400.00	\$ 229.00	\$ 83.00	
715-0460	400K BTU DIRECT FORCED AIR HEATER LPG	\$ 550.00	\$ 312.00	\$ 116.00	
715-0462	400K BTU DIRECT FORCED AIR HEATER LPG/NG	\$ 550.00	\$ 312.00	\$ 116.00	
715-0470	400K BTU DIRECT FORCED AIR HEAT DSL/KERO	\$ 550.00	\$ 312.00	\$ 116.00	
715-0480	650K BTU DIRECT FORCED AIR HEAT DSL/KERO	\$ 724.00	\$ 319.00	\$ 140.00	
715-0485	650K BTU DIRECT FORCED AIR HEAT LP/NG	\$ 724.00	\$ 319.00	\$ 140.00	
715-0487	1M BTU DIRECT FORCED AIR HEAT LP/NG	\$ 1,032.00	\$ 474.00	\$ 191.00	
715-0490	1.6M BTU DIRECT FORCED AIR HEAT LP/NGG	\$ 1,302.00	\$ 572.00	\$ 205.00	
715-0550	1.5M BTU DIRECT FORCED AIR HEATER LPG/NG	\$ 1,302.00	\$ 572.00	\$ 205.00	
715-0600	70K BTU INDIR FORCED AIR HEAT DSL/KERO	\$ 171.00	\$ 64.00	\$ 23.00	

715-0605	120K BTU INDIR FORCED AIR HEAT DSL/KERO	\$ 182.00	\$ 74.00	\$ 28.00	
715-0610	200K BTU INDIR FORCED AIR HEAT DSL/KERO	\$ 684.00	\$ 367.00	\$ 130.00	
715-0615	200K BTU INDIR FORCED AIR HEATER NG	\$ 684.00	\$ 367.00	\$ 130.00	
715-0620	4-500K BTU INDIR FORCED AIR HEAT DSL/KER	\$ 990.00	\$ 456.00	\$ 173.00	
715-0622	400K BTU INDIR FORCED AIR HEAT 118G DSL	\$ 1,187.00	\$ 478.00	\$ 191.00	
715-0625	400K BTU INDIR TRAILER MOUNTED HEATR DSL	\$ 4,190.00	\$ 1,628.00	\$ 586.00	
715-0630	4-500K BTU INDR FORCED AIR HEATER LPG/NG	\$ 990.00	\$ 456.00	\$ 173.00	
715-0631	600K BTU INDIR FORCED AIR HEAT DSL/KERO	\$ 1,395.00	\$ 558.00	\$ 279.00	
715-0632	600K BTU INDIR FORCED AIR HEATER LPG/NG	\$ 1,395.00	\$ 558.00	\$ 279.00	
715-0635	700K BTU INDIR FORCED AIR HEATER LP/NG	\$ 1,933.00	\$ 767.00	\$ 372.00	
715-0640	750K BTU INDIR FORCED AIR HEATER LPG/NG	\$ 1,933.00	\$ 767.00	\$ 372.00	
715-0645	750K BTU INDIR FORCED AIR HEAT DSL/KERO	\$ 1,933.00	\$ 767.00	\$ 372.00	
715-0660	1M BTU INDIR FORCED AIR HEATER LP/NG	\$ 2,930.00	\$ 1,185.00	\$ 486.00	
715-0685	1.5M BTU INDIR FORCED AIR HEATER DSL	\$ 2,930.00	\$ 1,185.00	\$ 486.00	
715-0695	2M BTU INDIR FORCED AIR HEATER LP/NG	\$ 5,673.00	\$ 2,279.00	\$ 972.00	
715-0810	800K BTU SELF CONTAINED HEATER DSL	\$ 6,315.00	\$ 2,967.00	\$1,349.00	
715-0813	1.0M BTU SELF CONTAIN HEATER DSL 3.1" SP	\$ 7,324.00	\$ 3,023.00	\$1,390.00	
715-0815	1.0M BTU SELF CONTAIN HEATER DSL 7.5" SP	\$ 7,324.00	\$ 3,023.00	\$1,390.00	
715-0820	1.2M BTU SELF CONTAINED HEATER DSL	\$ 7,998.00	\$ 3,060.00	\$1,418.00	
715-1010	100-200K BTU HYDRONIC SURFACE HEATER DSL	\$ 5,859.00	\$ 2,906.00	\$1,349.00	
715-1020	200-400K BTU HYDRONIC SURFACE HEATER DSL	\$ 6,250.00	\$ 3,023.00	\$1,409.00	
715-1030	500-630K BTU HYDRONIC SURFACE HEATER DSL	\$ 7,533.00	\$ 3,395.00	\$1,483.00	
715-1045	860K BTU HYDRONIC AIR HEATER DSL	\$ 8,091.00	\$ 3,780.00	\$1,535.00	
715-1082	1.8 BTU HYDRONIC HEAT MODULE NG TRAILER	\$13,392.00	\$ 5,552.00	\$2,139.00	
715-1210	500K BTU 3500 CFM FLAMELESS HEATER DSL	\$ 6,640.00	\$ 2,905.00	\$1,319.00	
715-1220	750K BTU 5500 CFM FLAMELESS HEATER DSL	\$ 7,324.00	\$ 3,155.00	\$1,495.00	
715-1240	1M BTU 12IN SP FLAMELESS HEATER DSL T4F	\$10,742.00	\$ 5,097.00	\$2,319.00	
718-1100	1 TON PORT AIR CONDITIONER 120V	\$ 698.00	\$ 265.00	\$ 112.00	
718-1101	1 TON PORT AIR CONDITIONER IT CUBE 115V	\$ 698.00	\$ 265.00	\$ 112.00	
718-1102	1 TON PORT AIR CONDITIONER W/HEAT 120 V	\$ 698.00	\$ 265.00	\$ 112.00	
718-1104	1.2 TON PORT AIR COND W HEAT 5-20P PLUG	\$ 775.00	\$ 339.00	\$ 126.00	
718-1105	1 TON PORT AIR COND HEPA UV 5-20P PLUG	\$ 775.00	\$ 339.00	\$ 126.00	
718-1107	1 TON SPLIT SYSTEM AIR CONDITIONER 120V	\$ 775.00	\$ 339.00	\$ 126.00	
718-1110	1 TON PORT AIR COND HEPA UV WATER 120V	\$ 775.00	\$ 339.00	\$ 126.00	
718-1112	1.4 TON PORT AIR CONDITIONER 5-20P PLUG	\$ 775.00	\$ 339.00	\$ 126.00	
718-1115	1.5 TON PORT AIR COND WATERCOOLED 120 V	\$ 775.00	\$ 339.00	\$ 126.00	
718-1130	2-3 TON PORT AIR CONDITION 1PH 208/230V	\$ 1,042.00	\$ 456.00	\$ 191.00	
718-1145	5 TON AIR COND INDOOR 1PH 208/230V	\$ 1,446.00	\$ 638.00	\$ 241.00	
718-1146	5 TON AIR COND INDOOR W/HEAT 1PH 208/230	\$ 1,446.00	\$ 638.00	\$ 241.00	
718-1147	5 TON AIR COND INDOOR W/HEAT 3PH 208/230	\$ 1,446.00	\$ 638.00	\$ 241.00	
718-1148	5 TON AIR COND INDOOR W/HEAT 3PH 460V	\$ 1,446.00	\$ 638.00	\$ 241.00	
718-1155	5 TON AIR CONDITIONER INDOOR 3PH 460V	\$ 1,446.00	\$ 638.00	\$ 241.00	
718-1156	5 TON PORT AIR COND WATCOOL 1PH 208/230V	\$ 1,446.00	\$ 638.00	\$ 241.00	
718-1157	5 TON PORT AIR COND WATCOOL 3PH 208/230V	\$ 1,446.00	\$ 638.00	\$ 241.00	
718-1158	5 TON PORT AIR COND WATERCOOLED 3PH 460V	\$ 1,446.00	\$ 638.00	\$ 241.00	
718-1160	5 TON PORT AIR COND W/HEAT 3PH 208/230V	\$ 1,446.00	\$ 638.00	\$ 241.00	
718-1162	5 TON PORT AIR COND W/HEAT 1PH 208/230V	\$ 1,446.00	\$ 638.00	\$ 241.00	
718-1165	5 TON PORT AIR COND W/HEAT 3PH 460V	\$ 1,446.00	\$ 638.00	\$ 241.00	

718-1170	5 TON AIR CONDITION SKID 20KW HEAT	\$ 1,446.00	\$ 638.00	\$ 241.00	
718-1210	10 TON AIR CONDITION SKID 36KW HEAT	\$ 2,409.00	\$ 884.00	\$ 382.00	
718-1300	12 TON AIR CONDITIONER NARW 3PH 208/230V	\$ 2,688.00	\$ 1,068.00	\$ 424.00	
718-1301	12 TON PORT AIR CONDITIONER 3PH 460V	\$ 2,688.00	\$ 1,068.00	\$ 424.00	
718-1302	12 TON PORT AIR COND W/HEAT 3PH 208/230V	\$ 2,688.00	\$ 1,068.00	\$ 424.00	
718-1305	12 TON PORT AIR COND W/HEAT 3PH 230V	\$ 2,688.00	\$ 1,068.00	\$ 424.00	
718-1310	12 TON PORT AIR COND W/HEAT 3PH 460V	\$ 2,688.00	\$ 1,068.00	\$ 424.00	
718-1500	20 TON INDUSTRIAL AIR CONDITIONER	\$ 3,348.00	\$ 1,269.00	\$ 574.00	
718-1505	20 TON INDUSTRIAL AIR CONDITIONER NEMA7	\$ 3,994.00	\$ 1,511.00	\$ 686.00	
718-1520	20 TON VERT AIR CONDITION 72KW HEAT	\$ 2,575.00	\$ 1,049.00	\$ 424.00	
718-1610	25 TON AIR CONDITION SKID 72KW HEAT	\$ 3,246.00	\$ 1,246.00	\$ 483.00	
718-1611	25 TON AIR CONDITION SKID 72KW 575V	\$ 3,246.00	\$ 1,246.00	\$ 483.00	
718-1700	30 TON VERT AIR CONDITIONER	\$ 3,246.00	\$ 1,246.00	\$ 483.00	
718-1710	30 TON AIR CONDITION SKID 56KW HEAT 460V	\$ 3,246.00	\$ 1,246.00	\$ 483.00	
718-1750	30 TON AIR COOLED CHILLER W PUMP	\$ 4,306.00	\$ 1,566.00	\$ 540.00	
718-1800	40 TON INDUSTRIAL AIR CONDITIONER	\$ 4,729.00	\$ 1,697.00	\$ 632.00	
718-1805	40 TON INDUSTRIAL AIR CONDITIONER NEMA7	\$ 4,729.00	\$ 1,697.00	\$ 632.00	
718-1830	40 TON HYBRID AIR COND 120KW HEAT	\$ 4,729.00	\$ 1,697.00	\$ 632.00	
718-1950	50 TON CHILLED WATER AIR HANDLER	\$ 2,571.00	\$ 912.00	\$ 363.00	
718-1960	75 TON CHILLED WATER AIR HANDLER	\$ 2,571.00	\$ 912.00	\$ 363.00	
718-2050	60 TON AIR COOLED CHILLER W PUMP	\$ 4,599.00	\$ 1,567.00	\$ 638.00	
718-2230	70 TON HYBRID AIR COND 136KW HEAT	\$ 7,770.00	\$ 3,218.00	\$1,525.00	
718-2300	80 TON INDUSTRIAL AIR CONDITIONER	\$ 8,045.00	\$ 3,329.00	\$1,553.00	
718-2305	80 TON INDUSTRIAL AIR CONDITIONER NEMA7	\$ 9,291.00	\$ 3,450.00	\$1,679.00	
718-2550	100 TON VERT CHILLED WATER HANDLER	\$ 2,897.00	\$ 971.00	\$ 395.00	
718-2560	100 TON AIR COOLED CHILLER W PUMP	\$ 7,952.00	\$ 3,209.00	\$1,186.00	
718-2650	120 TON CHILLED WATER AIR HANDLER	\$ 2,897.00	\$ 971.00	\$ 395.00	
718-2660	140 TON VERT CHILLED WATER AIR HANDLER	\$ 4,050.00	\$ 1,981.00	\$ 763.00	
718-3060	200 TON AIR COOLED CHILLER W PUMP	\$11,955.00	\$ 5,845.00	\$2,000.00	
718-3065	230 TON AIR COOLED CHILLER W PUMP	\$15,075.00	\$ 6,384.00	\$2,134.00	
719-1005	1200 CFM DESICCANT DEHUMIDIFIER 1PH 240V	\$ 1,495.00	\$ 512.00	\$ 176.00	
719-1010	2000/1000 CFM DESICCANT DEHUMID 3PH 460V	\$ 2,491.00	\$ 1,038.00	\$ 418.00	
719-1020	5000 CFM DESICCANT DEHUMID 3PH460V	\$ 5,454.00	\$ 1,855.00	\$ 856.00	
719-1030	7500/5500CFM DESICCANT DEHU 3PH460VTRIFU	\$ 5,454.00	\$ 1,855.00	\$ 856.00	
719-1040	15000 CFM DESICCANT DEHU 3PH460V TRIFUEL	\$11,765.00	\$ 4,185.00	\$1,562.00	ADD
719-2060	DEHUMIDIFIER DESICCANT 400 CFM	\$ 843.00	\$ 362.00	\$ 156.00	
719-2080	DEHUMIDIFIER DESICCANT 800-900 CFM	\$ 1,953.00	\$ 733.00	\$ 233.00	
719-5010	AUTO DIALER	\$ 591.00	\$ 219.00	\$ 83.00	
779-2201	CHILLER LOOP HOSE 2X10 W/CAMLOCKS	\$ 35.00	\$ 18.00	\$ 7.00	
779-2205	CHILLER LOOP HOSE 2X25 W/CAMLOCKS	\$ 35.00	\$ 18.00	\$ 7.00	
779-2401	CHILLER LOOP HOSE 4"X10' W/CAMLOCKS	\$ 60.00	\$ 20.00	\$ 11.00	
779-2405	CHILLER LOOP HOSE 4"X25' W/CAMLOCKS	\$ 90.00	\$ 33.00	\$ 16.00	
779-2505	CHILLER LOOP HOSE 6"X25' W/CAMLOCKS	\$ 147.00	\$ 54.00	\$ 26.00	
800-1020	PUMP CENTRIFUGAL 2IN GAS	\$ 410.00	\$ 159.00	\$ 67.00	
800-1030	PUMP CENTRIFUGAL 3IN GAS	\$ 432.00	\$ 178.00	\$ 91.00	
800-1040	PUMP CENTRIFUGAL 4IN GAS	\$ 508.00	\$ 198.00	\$ 98.00	
800-1080	PUMP TRASH 2IN GAS	\$ 437.00	\$ 200.00	\$ 54.00	
800-1090	PUMP TRASH 3IN GAS	\$ 553.00	\$ 255.00	\$ 67.00	

800-1110	PUMP TRASH 4IN GAS	\$ 628.00	\$ 321.00	\$ 86.00	
800-1120	PUMP DIAPHRAGM 2IN GAS	\$ 483.00	\$ 246.00	\$ 83.00	
800-1125	PUMP DIAPHRAGM 2IN AIR	\$ 483.00	\$ 246.00	\$ 83.00	
800-1130	PUMP DIAPHRAGM 3IN GAS	\$ 483.00	\$ 246.00	\$ 83.00	
800-1160	PUMP 6IN DOUBLED DIAPHRAGM DSL	\$ 1,287.00	\$ 456.00	\$ 164.00	
800-1170	PUMP 6IN DOUBLED DIAPHRAGM SO ATT DSL	\$ 1,707.00	\$ 579.00	\$ 193.00	
800-5005	ACCESSORY TOOL BOX CROSSBACK PICKUP	\$ 84.00	\$ 41.00	\$ 16.00	
800-5010	ACCESSORY 100GAL DSL FUEL TANK W/PUMP	\$ 193.00	\$ 97.00	\$ 56.00	
800-5011	ACCESSORY LUMBER/LADDER RACK F/PICKUP	\$ 163.00	\$ 56.00	\$ 19.00	
800-5310	ACCESSORY BOOM/BASKET PROTECTIVE SYSTEM	\$ 140.00	\$ 140.00	\$ 140.00	
800-5314	MANLIFT FALL ARREST KIT 6FT	\$ 377.00	\$ 133.00	\$ 45.00	ADD
800-7196	KIT SHORE 1.5FT 17-27	\$ 42.00	\$ 14.00	\$ 5.00	
800-7198	KIT SHORE 1.5FT 22-36	\$ 42.00	\$ 14.00	\$ 5.00	
800-7200	KIT SHORE 1.5FT 28-46	\$ 51.00	\$ 19.00	\$ 6.00	
800-7202	KIT SHORE 1.5FT 34-55	\$ 60.00	\$ 20.00	\$ 7.00	
800-7204	KIT SHORE 1.5FT 40-64	\$ 67.00	\$ 23.00	\$ 9.00	
800-7206	KIT SHORE 1.5FT 52-88	\$ 76.00	\$ 28.00	\$ 9.00	
800-7216	KIT SHORE 3.5FT 17-27	\$ 79.00	\$ 28.00	\$ 9.00	
800-7218	KIT SHORE 3.5FT 22-36	\$ 84.00	\$ 28.00	\$ 9.00	
800-7220	KIT SHORE 3.5FT 28-46	\$ 88.00	\$ 33.00	\$ 9.00	
800-7222	KIT SHORE 3.5FT 34-55	\$ 98.00	\$ 34.00	\$ 11.00	
800-7224	KIT SHORE 3.5FT 40-64	\$ 107.00	\$ 37.00	\$ 14.00	
800-7226	KIT SHORE 3.5FT 52-88	\$ 126.00	\$ 47.00	\$ 14.00	
800-7236	KIT SHORE 5FT 17-27	\$ 79.00	\$ 28.00	\$ 9.00	
800-7238	KIT SHORE 5FT 22-36	\$ 84.00	\$ 28.00	\$ 9.00	
800-7240	KIT SHORE 5FT 28-46	\$ 88.00	\$ 33.00	\$ 10.00	
800-7242	KIT SHORE 5FT 34-55	\$ 98.00	\$ 34.00	\$ 11.00	
800-7244	KIT SHORE 5FT 40-64	\$ 107.00	\$ 37.00	\$ 14.00	
800-7246	KIT SHORE 5FT 52-88	\$ 126.00	\$ 47.00	\$ 14.00	
800-7256	KIT SHORE 7FT 17-27	\$ 84.00	\$ 28.00	\$ 9.00	
800-7258	KIT SHORE 7FT 22-36	\$ 84.00	\$ 28.00	\$ 9.00	
800-7260	KIT SHORE 7FT 28-46	\$ 93.00	\$ 33.00	\$ 10.00	
800-7264	KIT SHORE 7FT 40-64	\$ 107.00	\$ 37.00	\$ 14.00	
800-7266	KIT SHORE 7FT 52-88	\$ 126.00	\$ 47.00	\$ 15.00	
800-7276	KIT SHORE 9FT 17-27	\$ 102.00	\$ 36.00	\$ 11.00	
800-7278	KIT SHORE 9FT 22-36	\$ 107.00	\$ 37.00	\$ 14.00	
800-7286	KIT SHORE 9FT 52-88	\$ 145.00	\$ 50.00	\$ 16.00	
801-1210	PUMP VAC ASSIST 4IN DSL	\$ 1,460.00	\$ 609.00	\$ 205.00	
801-1220	PUMP VAC ASSIST 4IN T4F DSL	\$ 1,567.00	\$ 637.00	\$ 214.00	
801-1230	PUMP VAC ASSIST 6IN DSL	\$ 1,748.00	\$ 707.00	\$ 260.00	
801-1240	PUMP VAC ASSIST 6IN T4F DSL	\$ 2,000.00	\$ 758.00	\$ 273.00	
801-1250	PUMP VAC ASSIST 6IN SUPER DSL	\$ 2,237.00	\$ 772.00	\$ 307.00	
801-1260	PUMP VAC ASSIST 6IN SUPER T4F DSL	\$ 2,237.00	\$ 772.00	\$ 307.00	
801-1270	PUMP VAC ASSIST 8IN DSL	\$ 2,279.00	\$ 842.00	\$ 326.00	
801-1280	PUMP VAC ASSIST 8IN SUPER DSL	\$ 2,555.00	\$ 907.00	\$ 344.00	
801-1290	PUMP VAC ASSIST 12IN DSL	\$ 3,543.00	\$ 1,368.00	\$ 456.00	
801-1300	PUMP VAC ASSIST 12IN SUPER DSL	\$ 5,069.00	\$ 1,596.00	\$ 516.00	
801-1320	PUMP VAC ASSIST 14IN DSL	\$ 5,902.00	\$ 2,381.00	\$ 837.00	



801-1330	PUMP VAC ASSIST 18IN DSL	\$13,837.00	\$ 5,093.00	\$1,712.00	
802-1340	PUMP VAC ASSIST SND ATT 4IN DSL	\$ 1,655.00	\$ 718.00	\$ 242.00	
802-1345	PUMP VAC ASSIST SND ATT 4IN DSL T4F	\$ 1,655.00	\$ 718.00	\$ 242.00	
802-1350	PUMP VAC ASSIST SND ATT 6IN DSL	\$ 1,976.00	\$ 756.00	\$ 293.00	
802-1355	PUMP VAC ASSIST SND ATT 6IN DSL T4F	\$ 2,079.00	\$ 795.00	\$ 303.00	
802-1360	PUMP VAC ASSIST SND ATT 8IN DSL	\$ 2,639.00	\$ 981.00	\$ 335.00	
802-1361	PUMP VAC ASSIST SND ATT 8IN DSL SKID	\$ 2,639.00	\$ 981.00	\$ 335.00	
802-1370	PUMP VAC ASSIST SND ATT 12IN DSL	\$ 4,507.00	\$ 1,733.00	\$ 609.00	
802-1371	PUMP VAC ASSIST SND ATT 12IN DSL SKID	\$ 4,507.00	\$ 1,733.00	\$ 609.00	
802-1385	PUMP VAC ASSIST SND ATT CHOP 4IN DSL	\$ 1,695.00	\$ 708.00	\$ 245.00	
802-1390	PUMP VAC ASSIST SND ATT CHOP 6IN DSL	\$ 2,618.00	\$ 963.00	\$ 326.00	
803-1400	PUMP VAC ASSIST SS 4IN DSL	\$ 1,953.00	\$ 721.00	\$ 233.00	
803-1410	PUMP VAC ASSIST SS 6IN DSL	\$ 2,637.00	\$ 1,023.00	\$ 338.00	
803-1420	PUMP VAC ASSIST SS 6IN T4F DSL	\$ 3,013.00	\$ 1,081.00	\$ 363.00	
803-1430	PUMP VAC ASSIST SS 6IN SUPER DSL	\$ 3,013.00	\$ 1,081.00	\$ 363.00	
803-1440	PUMP VAC ASSIST SS 8IN SUPER DSL	\$ 3,013.00	\$ 1,081.00	\$ 363.00	
804-1450	PUMP VAC ASSIST HIGH HEAD 4X3IN DSL	\$ 2,478.00	\$ 953.00	\$ 324.00	
804-1455	PUMP VAC ASSIST HHEAD 142HP 4X3IN DSL	\$ 4,139.00	\$ 1,560.00	\$ 495.00	ADD
804-1460	PUMP VAC ASSIST HIGH HEAD 5X3IN DSL	\$ 3,106.00	\$ 1,167.00	\$ 405.00	
804-1470	PUMP VAC ASSIST HIGH HEAD 6X3IN DSL	\$ 3,106.00	\$ 1,167.00	\$ 405.00	
804-1475	PUMP VAC ASSIST HIGH HEAD 6X3IN T4F DSL	\$ 4,366.00	\$ 1,390.00	\$ 470.00	
804-1477	PUMP VAC ASSIST HIGHHEAD 6X3IN 125HP	\$ 3,106.00	\$ 1,167.00	\$ 405.00	
804-1480	PUMP VAC ASSIST HIGH HEAD 6X4IN DSL	\$ 3,757.00	\$ 1,442.00	\$ 488.00	
804-1490	PUMP VAC ASSIST HIGH HEAD 6X4IN T4F DSL	\$ 4,492.00	\$ 1,614.00	\$ 539.00	
804-1520	PUMP VAC ASSIST HIGH HEAD 8X6IN DSL	\$ 5,547.00	\$ 2,181.00	\$ 758.00	
804-1530	PUMP VAC ASSIST HHEAD VN PRI 10X6IN DSL	\$ 3,860.00	\$ 1,321.00	\$ 400.00	
804-1540	PUMP VAC ASSIST HIGH HEAD 10X8IN DSL	\$ 7,226.00	\$ 2,530.00	\$ 907.00	
804-1550	PUMP VAC ASSIST MEDIUM HEAD 10X8IN DSL	\$ 4,185.00	\$ 1,953.00	\$ 579.00	
804-1560	PUMP VAC ASSIST SS HIGH HEAD 6X3IN DSL	\$ 4,278.00	\$ 1,544.00	\$ 579.00	
804-1570	PUMP VAC ASSIST SS HIGH HEAD 10X8IN DSL	\$ 6,696.00	\$ 2,350.00	\$ 800.00	
804-1590	PUMP VAC ASSIST HHEAD 600HP 8X6IN DSL	\$ 7,487.00	\$ 2,491.00	\$ 967.00	
804-1600	PUMP VAC ASSIST HHEAD 600HP 10X8IN DSL	\$ 7,835.00	\$ 3,027.00	\$1,070.00	
804-1700	PUMP VAC ASSIST TRASH 6IN T4F DSL	\$ 1,981.00	\$ 767.00	\$ 270.00	
805-1620	PUMP TRASH 6IN TOWABLE DSL	\$ 3,032.00	\$ 1,004.00	\$ 330.00	
806-1650	PUMP WELL POINT PISTON SO ATTN 6IN DSL	\$ 1,721.00	\$ 579.00	\$ 204.00	
806-1670	PUMP WELL POINT ROTARY SO ATTN 6IN DSL	\$ 1,772.00	\$ 618.00	\$ 214.00	
806-1675	PUMP WELL POINT ROTARY 8IN DSL	\$ 2,056.00	\$ 703.00	\$ 240.00	
806-1680	PUMP WELL POINT ROTARY SO ATTN 8IN DSL	\$ 2,056.00	\$ 703.00	\$ 241.00	
806-1690	PUMP WELL POINT ROTARY 12IN DSL	\$ 2,266.00	\$ 837.00	\$ 290.00	
807-1710	PUMP DIAPHRAGM 4IN DSL	\$ 858.00	\$ 344.00	\$ 116.00	
808-1720	PUMP TRASH 2IN ELEC	\$ 1,474.00	\$ 525.00	\$ 181.00	
808-1750	PUMP VAC ASSIST 4IN ELEC	\$ 1,535.00	\$ 558.00	\$ 186.00	
808-1770	PUMP VAC ASSIST 6IN ELEC	\$ 1,824.00	\$ 735.00	\$ 260.00	
808-1780	PUMP VAC ASSIST 8IN ELEC	\$ 2,553.00	\$ 981.00	\$ 326.00	
808-1800	PUMP VAC ASSIST HIGH HEAD 6X3IN ELEC	\$ 4,283.00	\$ 1,516.00	\$ 512.00	
809-1820	PUMP SUBMERSIBLE 3/4IN ELEC	\$ 214.00	\$ 88.00	\$ 45.00	ADD
809-1860	PUMP SUBMERSIBLE 2IN ELEC	\$ 386.00	\$ 163.00	\$ 56.00	
809-1865	PUMP SUBMERSIBLE 2IN LOW LEVEL ELEC	\$ 386.00	\$ 163.00	\$ 56.00	

809-1870	PUMP SUBMERSIBLE SEWAGE 1HP 2IN ELEC	\$ 451.00	\$ 195.00	\$ 65.00	
809-1880	PUMP SUBMERSIBLE 3IN ELEC	\$ 462.00	\$ 196.00	\$ 86.00	
809-1890	PUMP SUBMERSIBLE 3HP 3IN ELEC	\$ 462.00	\$ 196.00	\$ 86.00	
809-1900	PUMP SUBMERSIBLE HV 1HP 3PH 2IN ELEC	\$ 241.00	\$ 86.00	\$ 34.00	
809-1910	PUMP SUBMERSIBLE 2HP 3PH 460V 2IN ELEC	\$ 298.00	\$ 113.00	\$ 42.00	
809-1930	PUMP SUBMERSIBLE HHEAD 4HP 3PH 2IN ELEC	\$ 670.00	\$ 265.00	\$ 102.00	
809-1940	PUMP SUBMERSIBLE SEWAGE CUT 15HP 3IN ELE	\$ 531.00	\$ 200.00	\$ 67.00	
809-1980	PUMP SUBMERSIBLE HIGH HEAD 6HP 3IN ELEC	\$ 800.00	\$ 342.00	\$ 111.00	
809-2020	PUMP SUBMERSIBLE HV 5HP 3PH 3IN ELEC	\$ 563.00	\$ 214.00	\$ 77.00	
809-2030	PUMP SUBMERSIBLE SEWAGE 3HP 3PH 4IN ELEC	\$ 563.00	\$ 214.00	\$ 79.00	
809-2040	PUMP SUBMERSIBLE SEWAGE CUT 5HP 4IN ELEC	\$ 921.00	\$ 342.00	\$ 121.00	
809-2050	PUMP SUBMERSIBLE SEWAGE 10HP 4IN ELEC	\$ 1,070.00	\$ 410.00	\$ 140.00	
809-2060	PUMP SUBMERSIBLE HIGH HEAD 15HP 4IN ELEC	\$ 1,202.00	\$ 456.00	\$ 163.00	
809-2070	PUMP SUBMERSIBLE SEW CUT 20HP 4IN ELEC	\$ 1,372.00	\$ 530.00	\$ 186.00	
809-2110	PUMP SUBMERSIBLE HIGH HEAD 40HP 4IN ELEC	\$ 1,790.00	\$ 715.00	\$ 260.00	
809-2120	PUMP SUBMERSIBLE 4IN ELEC	\$ 725.00	\$ 293.00	\$ 121.00	
809-2150	PUMP SUBMERSIBLE SEW 10HP 3PH 6IN ELEC	\$ 1,593.00	\$ 602.00	\$ 205.00	
809-2170	PUMP SUBMERSIBLE HV 10HP 3PH 6IN ELEC	\$ 1,288.00	\$ 451.00	\$ 153.00	
809-2180	PUMP SUBMERSIBLE SEWAGE 50HP 6IN ELEC	\$ 2,093.00	\$ 781.00	\$ 288.00	
809-2190	PUMP SUBMERSIBLE HV 15HP 3PH 6IN ELEC	\$ 1,455.00	\$ 521.00	\$ 172.00	
809-2200	PUMP SUBMERSIBLE HV 20HP 3PH 6IN ELEC	\$ 1,562.00	\$ 572.00	\$ 191.00	
809-2220	PUMP SUBMERSIBLE 6IN ELEC	\$ 1,256.00	\$ 512.00	\$ 205.00	
809-2230	PUMP SUBMERSIBLE 8IN ELEC	\$ 2,334.00	\$ 958.00	\$ 434.00	
809-2240	PUMP SUBMERSIBLE 10IN ELEC	\$ 3,621.00	\$ 1,339.00	\$ 483.00	
810-1110	PUMP DOUBLED 2 IN AIR	\$ 604.00	\$ 316.00	\$ 111.00	
810-1120	PUMP DOUBLED 3 IN AIR	\$ 604.00	\$ 316.00	\$ 111.00	
811-2270	PUMP SUBMERSIBLE SS 4IN HYD	\$ 786.00	\$ 237.00	\$ 102.00	
811-2280	PUMP SUBMERSIBLE 4IN HYD	\$ 786.00	\$ 237.00	\$ 102.00	
811-2300	PUMP SUBMERSIBLE SS 6IN HYD	\$ 916.00	\$ 335.00	\$ 115.00	
811-2310	PUMP SUBMERSIBLE 6IN HYD	\$ 916.00	\$ 335.00	\$ 115.00	
811-2320	PUMP SUBMERSIBLE 8IN HYD	\$ 958.00	\$ 338.00	\$ 116.00	
811-2330	PUMP SUBMERSIBLE SS 12IN HYD	\$ 1,042.00	\$ 363.00	\$ 140.00	
811-2340	PUMP SUBMERSIBLE 12IN HYD	\$ 1,042.00	\$ 363.00	\$ 130.00	
812-2355	PUMP DIAPHRAGM 1IN	\$ 512.00	\$ 200.00	\$ 83.00	
812-2360	PUMP DIAPHRAGM POLYPROPYLENE 1IN	\$ 432.00	\$ 155.00	\$ 67.00	
812-2370	PUMP DIAPHRAGM ALUM/CAST IRON 1IN	\$ 342.00	\$ 130.00	\$ 47.00	
812-2390	PUMP DIAPHRAGM POLYPROPYLENE 2IN	\$ 907.00	\$ 507.00	\$ 189.00	
812-2400	PUMP DIAPHRAGM SS 2IN	\$ 907.00	\$ 507.00	\$ 189.00	
812-2410	PUMP DIAPHRAGM ALUMINUM 2IN	\$ 339.00	\$ 195.00	\$ 74.00	
812-2415	PUMP DIAPHRAGM 3IN	\$ 525.00	\$ 246.00	\$ 84.00	
812-2440	PUMP DIAPHRAGM SS 3IN	\$ 1,209.00	\$ 628.00	\$ 200.00	
812-2450	PUMP DIAPHRAGM ALUMINUM 3IN	\$ 512.00	\$ 242.00	\$ 88.00	
813-2470	PUMP BOOSTER 15HP 2IN ELEC	\$ 1,026.00	\$ 387.00	\$ 130.00	
813-2510	PUMP BOOSTER 30HP 3IN ELEC	\$ 1,206.00	\$ 478.00	\$ 167.00	
813-2520	PUMP BOOSTER 4IN ELEC	\$ 1,586.00	\$ 558.00	\$ 233.00	
813-2550	PUMP BOOSTER 5HP ELEC	\$ 639.00	\$ 246.00	\$ 88.00	
814-1000	PUMP HYDRAULIC 10000 PSI FOR TOOLS AIR	\$ 1,135.00	\$ 466.00	\$ 121.00	
814-1002	PUMP HYDRAULIC 10000 PSI FOR TOOLS ELEC	\$ 1,135.00	\$ 466.00	\$ 121.00	

814-1005	PUMP HYDRAULIC SPLIT FLOW FOR LIFTING	\$ 1,163.00	\$ 365.00	\$ 121.00	
814-2610	POWER UNIT 10-14 HP HYD	\$ 1,309.00	\$ 478.00	\$ 128.00	
814-2620	POWER UNIT 15-20HP HYD	\$ 1,545.00	\$ 501.00	\$ 172.00	
814-2630	POWER UNIT 65HP HYD	\$ 2,031.00	\$ 688.00	\$ 278.00	
814-2633	POWER UNIT 68HP T4F HYD	\$ 2,344.00	\$ 820.00	\$ 298.00	
814-2640	POWER UNIT 162HP HYD	\$ 3,068.00	\$ 856.00	\$ 326.00	
816-2682	PUMP FLOWMETER 12IN	\$ 540.00	\$ 214.00	\$ 74.00	
816-2710	PUMP FLOWMETER 4IN	\$ 353.00	\$ 119.00	\$ 37.00	
816-2720	PUMP FLOWMETER 6IN	\$ 381.00	\$ 135.00	\$ 47.00	
816-2740	FLOW METER	\$ 432.00	\$ 149.00	\$ 50.00	
819-2850	ROAD CROSSING PUMP DIVISION 4	\$ 795.00	\$ 302.00	\$ 112.00	
820-2870	ROAD CROSSING PUMP DIVISION 12IN	\$ 646.00	\$ 205.00	\$ 106.00	
820-2880	ROAD CROSSING PUMP DIVISION 8IN	\$ 567.00	\$ 167.00	\$ 89.00	
820-2890	ROAD CROSSING PUMP DIVISION DB WIDE 12IN	\$ 1,111.00	\$ 391.00	\$ 130.00	
820-2900	ROAD CROSSING PUMP DIVISION 6IN	\$ 562.00	\$ 155.00	\$ 73.00	
821-2920	PONTOON FLOAT SUBMERSIBLE STEEL 12IN	\$ 229.00	\$ 112.00	\$ 56.00	
821-2923	TANK BUFFER 500 GAL	\$ 1,242.00	\$ 437.00	\$ 144.00	
821-2970	PUMP SEALED PRIME HIGH HEAD 5X4 DSL	\$ 4,845.00	\$ 1,748.00	\$ 600.00	
821-2990	VFD PANEL 5HP	\$ 632.00	\$ 228.00	\$ 84.00	
821-3020	FUSION MACHINE 2 - 8 IN	\$ 2,039.00	\$ 676.00	\$ 255.00	
821-3055	PUMP MONITOR KIT MODEM W/SOLAR PANELS	\$ 202.00	\$ 98.00	\$ 50.00	
902-1005	NARROW CHISEL F/DEMO ROTARY HAMMER	\$ 65.00	\$ 20.00	\$ 7.00	ADD
902-1100	POINT F/TE-S DEMO HAMMER	\$ 65.00	\$ 20.00	\$ 7.00	
902-1105	NARROW CHISEL F/TE-S DEMO HAMMER	\$ 65.00	\$ 20.00	\$ 7.00	
902-1110	WIDE CHISEL F/TE-S DEMO HAMMER	\$ 77.00	\$ 26.00	\$ 8.00	
902-1140	FLEX BLADE HOLDER F/TE-S HAMMER	\$ 194.00	\$ 65.00	\$ 22.00	
902-1200	POINT F/SDSMAX ROTARY HAMMER	\$ 65.00	\$ 20.00	\$ 7.00	ADD
902-1205	NARROW CHISEL F/SDSMAX ROTARY HAMMER	\$ 65.00	\$ 20.00	\$ 7.00	ADD
902-1210	WIDE CHISEL F/SDSMAX ROTARY HMR	\$ 65.00	\$ 20.00	\$ 7.00	ADD
902-1340	SDSMAX CARBIDE BIT 5/8 UP TO 23 OAL	\$ 65.00	\$ 20.00	\$ 7.00	ADD
902-1360	SDSMAX CARBIDE BIT 3/4 UP TO 23 OAL	\$ 65.00	\$ 20.00	\$ 7.00	ADD
902-1390	SDSMAX CARBIDE BIT 7/8 UP TO 23 OAL	\$ 65.00	\$ 20.00	\$ 7.00	ADD
902-1400	SDSMAX CARBIDE BIT 1 UP TO 23 OAL	\$ 65.00	\$ 20.00	\$ 7.00	ADD
902-1420	SDSMAX CARBIDE BIT 1-1/8 UP TO 23 OAL	\$ 65.00	\$ 20.00	\$ 7.00	ADD
902-1430	SDSMAX CARBIDE BIT 1-1/4 UP TO 23 OAL	\$ 65.00	\$ 20.00	\$ 7.00	ADD
902-1460	SDSMAX CARBIDE BIT 1-1/2 UP TO 23 OAL	\$ 65.00	\$ 20.00	\$ 7.00	ADD
902-1700	POINT F/SDS ROTARY HAMMER	\$ 65.00	\$ 20.00	\$ 7.00	ADD
902-1780	SDS CARBIDE BIT 1/4	\$ 33.00	\$ 11.00	\$ 4.00	ADD
902-1790	SDS CARBIDE BIT 5/16	\$ 33.00	\$ 11.00	\$ 4.00	ADD
902-1800	SDS CARBIDE BIT 3/8	\$ 33.00	\$ 11.00	\$ 4.00	ADD
902-1810	SDS CARBIDE BIT 7/16	\$ 33.00	\$ 11.00	\$ 4.00	ADD
902-1820	SDS CARBIDE BIT 1/2	\$ 50.00	\$ 17.00	\$ 6.00	ADD
902-1830	SDS CARBIDE BIT 9/16	\$ 50.00	\$ 17.00	\$ 6.00	ADD
902-1840	SDS CARBIDE BIT 5/8	\$ 50.00	\$ 17.00	\$ 6.00	ADD
902-1860	SDS CARBIDE BIT 3/4	\$ 50.00	\$ 17.00	\$ 6.00	ADD
902-1890	SDS CARBIDE BIT 7/8	\$ 50.00	\$ 17.00	\$ 6.00	ADD
902-1900	SDS CARBIDE BIT 1	\$ 50.00	\$ 17.00	\$ 6.00	ADD
902-5100	POINT F/BREAKER 1 SHANK	\$ 60.00	\$ 20.00	\$ 7.00	

902-5105	NARROW CHISEL F/BREAKER 1 SHANK	\$ 60.00	\$ 20.00	\$ 7.00	
902-5110	WIDE CHISEL F/BREAKER 1 SHANK	\$ 76.00	\$ 25.00	\$ 8.00	
902-5115	ASPHALT CUTTER F/BREAKER 1 SHANK	\$ 76.00	\$ 25.00	\$ 8.00	ADD
902-5125	CLAY SPADE F/BREAKER 1 SHANK	\$ 76.00	\$ 25.00	\$ 8.00	
902-5200	POINT F/BREAKER 1-1/8 SHANK	\$ 76.00	\$ 25.00	\$ 8.00	
902-5205	NARROW CHISEL F/BREAKER 1-1/8 SHANK	\$ 76.00	\$ 25.00	\$ 8.00	
902-5210	WIDE CHISEL F/BREAKER 1-1/8 SHANK	\$ 76.00	\$ 25.00	\$ 8.00	
902-5215	ASPHALT CUTTER F/BREAKER 1-1/8 SHANK	\$ 93.00	\$ 32.00	\$ 11.00	
902-5225	CLAY SPADE F/BREAKER 1-1/8 SHANK	\$ 93.00	\$ 32.00	\$ 11.00	
902-5230	BUSHING TOOL F/BREAKER 1-1/8 SHANK	\$ 122.00	\$ 41.00	\$ 14.00	ADD
902-5300	POINT F/BREAKER 1-1/4 SHANK	\$ 76.00	\$ 25.00	\$ 8.00	
902-5305	NARROW CHISEL F/BREAKER 1-1/4 SHANK	\$ 76.00	\$ 25.00	\$ 8.00	
902-5310	WIDE CHISEL F/BREAKER 1-1/4 SHANK	\$ 76.00	\$ 25.00	\$ 8.00	ADD
902-5325	CLAY SPADE F/BREAKER 1-1/4 SHANK	\$ 76.00	\$ 25.00	\$ 8.00	ADD
902-5400	MOIL POINT F/RCS CHIPPER	\$ 61.00	\$ 20.00	\$ 7.00	
902-5405	NARROW CHISEL F/RCS CHIPPER	\$ 61.00	\$ 20.00	\$ 7.00	
902-5430	BUSHING TOOL F/RCS CHIPPER	\$ 122.00	\$ 41.00	\$ 14.00	
902-5500	MOIL POINT F/OCRS CHIPPER	\$ 61.00	\$ 21.00	\$ 7.00	ADD
902-5505	NARROW CHISEL F/OCRS CHIPPER	\$ 61.00	\$ 20.00	\$ 7.00	
902-5850	POINT F/JUMBO RIVET BUSTER	\$ 61.00	\$ 20.00	\$ 7.00	
902-5855	CHISEL F/JUMBO RIVET BUSTER	\$ 61.00	\$ 20.00	\$ 7.00	
902-6100	EACH CARBIDE BIT HOLDER EDCO LT	\$ 153.00	\$ 52.00	\$ 18.00	
902-6102	EACH CARBIDE BIT HOLDER EDCO RT	\$ 153.00	\$ 52.00	\$ 18.00	
902-6135	EACH DYMADOT DBL GRIND DOT PAD GRY 30GR	\$ 153.00	\$ 51.00	\$ 18.00	
902-6170	EACH DYMASEG GRIND SEG GRY 18GR	\$ 153.00	\$ 51.00	\$ 18.00	
902-6185	EACH DYMAPCD GRIND PAD W/BACK LH BLU	\$ 153.00	\$ 51.00	\$ 18.00	ADD
902-6186	EACH DYMAPCD GRIND PAD W/BACK RT BLK	\$ 153.00	\$ 51.00	\$ 18.00	ADD
902-6229	DIAMOND INSERTS F/FLOOR GRINDER	\$ 733.00	\$ 293.00	\$ 122.00	
902-6243	CARBIDE GRINDING HEAD 17	\$ 687.00	\$ 229.00	\$ 76.00	
902-6500	PRESSURE WASHER HOSE 3/8X50	\$ 33.00	\$ 12.00	\$ 4.00	
902-6508	TELESCOPING WASHER WAND TO 12 FT	\$ 156.00	\$ 54.00	\$ 20.00	
902-6517	COLD WATER PRESSURE WASHER GUN / WAND	\$ 47.00	\$ 16.00	\$ 5.00	
902-6523	PRESSURE WASHER TIP	\$ 5.00	\$ 2.00	\$ 1.00	ADD
902-6533	ROTARY SURFACE CLEANER 18-20 W/O WHLS	\$ 269.00	\$ 91.00	\$ 32.00	
903-1000	DIAMOND HI SPD BLADE CONCRETE 12-16	\$ 193.00	\$ 64.00	\$ 22.00	
903-1010	DIAMOND HI SPD BLADE ASPHALT 12-16	\$ 193.00	\$ 64.00	\$ 22.00	
903-1050	DIAMOND SAW BLADE CONCRETE 14-16	\$ 435.00	\$ 145.00	\$ 49.00	
903-1060	DIAMOND SAW BLADE ASPHALT 14-16	\$ 427.00	\$ 144.00	\$ 49.00	
903-1070	DIAMOND SAW BLADE CONCRETE 18-22	\$ 767.00	\$ 259.00	\$ 86.00	
903-1080	DIAMOND ROAD SAW BLD ASPHALT 18-22	\$ 767.00	\$ 259.00	\$ 86.00	
903-1090	DIAMOND SAW BLADE CONCRETE 24-28	\$ 1,156.00	\$ 391.00	\$ 132.00	
903-1100	DIAMOND SAW BLADE ASPHALT 24-28	\$ 1,187.00	\$ 395.00	\$ 132.00	
903-1110	DIAMOND SAW BLADE CONCRETE 30-36	\$ 1,555.00	\$ 528.00	\$ 179.00	
903-1120	DIAMOND SAW BLADE ASPHALT 30-36	\$ 1,555.00	\$ 528.00	\$ 179.00	
903-2070	DIAMOND CORE BIT 2	\$ 193.00	\$ 65.00	\$ 22.00	
903-2080	DIAMOND CORE BIT 2-1/2	\$ 193.00	\$ 65.00	\$ 22.00	
903-2085	DIAMOND CORE BIT 3	\$ 233.00	\$ 79.00	\$ 27.00	
903-2090	DIAMOND CORE BIT 3-1/2	\$ 233.00	\$ 79.00	\$ 27.00	

903-2095	DIAMOND CORE BIT 4	\$ 273.00	\$ 94.00	\$ 33.00	
903-2100	DIAMOND CORE BIT 4-1/2	\$ 273.00	\$ 94.00	\$ 33.00	
903-2110	DIAMOND CORE BIT 5	\$ 312.00	\$ 106.00	\$ 36.00	
903-2125	DIAMOND CORE BIT 6	\$ 465.00	\$ 158.00	\$ 54.00	
903-2150	DIAMOND CORE BIT 8	\$ 736.00	\$ 249.00	\$ 85.00	
903-2170	DIAMOND CORE BIT 10	\$ 1,001.00	\$ 339.00	\$ 114.00	
903-2180	DIAMOND CORE BIT 12	\$ 1,384.00	\$ 467.00	\$ 157.00	
904-0010	SKIDSTEER AUGER EXTENSION 24	\$ 173.00	\$ 61.00	\$ 20.00	
904-0020	SKIDSTEER AUGER EXTENSION 36	\$ 237.00	\$ 77.00	\$ 21.00	
904-0030	SKIDSTEER AUGER EXTENSION 48	\$ 242.00	\$ 80.00	\$ 22.00	
904-1015	SKIDSTEER AUGER BIT 6	\$ 272.00	\$ 111.00	\$ 33.00	
904-1025	SKIDSTEER AUGER BIT 9	\$ 274.00	\$ 113.00	\$ 33.00	
904-1035	SKIDSTEER AUGER BIT 12	\$ 276.00	\$ 123.00	\$ 34.00	
904-1050	SKIDSTEER AUGER BIT 16	\$ 279.00	\$ 126.00	\$ 35.00	
904-1055	SKIDSTEER AUGER BIT 18	\$ 286.00	\$ 137.00	\$ 38.00	
904-1065	SKIDSTEER AUGER BIT 24	\$ 329.00	\$ 140.00	\$ 44.00	
904-1070	SKIDSTEER AUGER BIT 30	\$ 374.00	\$ 163.00	\$ 50.00	
904-1075	SKIDSTEER AUGER BIT 36	\$ 466.00	\$ 196.00	\$ 62.00	
911-3325	JOHNSON BAR WHEELED PRY	\$ 98.00	\$ 39.00	\$ 15.00	
911-4631	PIPE MOUNTING CLAMP F/HACKSAW 4-12 PIPE	\$ 562.00	\$ 145.00	\$ 37.00	
911-6600	PUSH/PULL LAWN ROLLER 24	\$ 75.00	\$ 37.00	\$ 17.00	
911-8188	MANUAL REBAR CUTTER / BENDER 5/8 CAP	\$ 237.00	\$ 79.00	\$ 26.00	
911-8220	CONCRETE STAKES-2	\$ 5.00	\$ 2.00	\$ 1.00	ADD
911-8222	CONCRETE STAKES-3	\$ 5.00	\$ 2.00	\$ 1.00	ADD
912-0200	UNIV DIE HEAD F/535 & 300 1/8-2 RH NPT	\$ 95.00	\$ 32.00	\$ 11.00	
912-1500	ADJ PIPE STAND W/ V-HEAD	\$ 108.00	\$ 34.00	\$ 10.00	
912-1510	PIPE DOLLY GRASSHOPPER	\$ 352.00	\$ 133.00	\$ 52.00	
912-1520	TRISTAND PIPE VISE	\$ 158.00	\$ 53.00	\$ 18.00	
912-3110	CABLE ROLLER FOR RIGTIGHT SYSTEM	\$ 27.00	\$ 11.00	\$ 5.00	
912-3200	STRAIGHT CABLE ROLLER F/12-18 TRAY	\$ 20.00	\$ 8.00	\$ 3.00	
912-3202	STRAIGHT CABLE ROLLER F/20-24 TRAY	\$ 20.00	\$ 8.00	\$ 3.00	
912-3204	STRAIGHT CABLE ROLLER F/24-30 TRAY	\$ 59.00	\$ 27.00	\$ 13.00	
912-3206	STRAIGHT CABLE ROLLER F/30-36 TRAY	\$ 59.00	\$ 27.00	\$ 13.00	
912-3212	RADIUS CABLE ROLLER F/20-24 TRAY	\$ 20.00	\$ 8.00	\$ 3.00	
912-3214	RADIUS CABLE ROLLER F/24-30 TRAY	\$ 59.00	\$ 27.00	\$ 13.00	
912-3232	CONVEYOR PULLING SHEAVE W/8 ROLLERS 36	\$ 252.00	\$ 84.00	\$ 27.00	
912-3234	CONVEYOR PULLING SHEAVE W/10 ROLLER 48	\$ 171.00	\$ 57.00	\$ 18.00	
912-3246	TRAY SHEAVE 658 STYLE 12IN	\$ 66.00	\$ 22.00	\$ 7.00	
912-3248	TRIPLE SHEAVE CABLE GUIDE WITH HOOK	\$ 132.00	\$ 44.00	\$ 21.00	
912-3260	CABLE TRAY ROLLER 4 CABLE BOLT ON HB1A-6	\$ 33.00	\$ 11.00	\$ 4.00	ADD
912-4000	SKY WELDER, 280A	\$ 351.00	\$ 145.00	\$ 66.00	
912-4500	WELDING CABLE EXTENSION 1/0X50	\$ 73.00	\$ 33.00	\$ 15.00	
912-4503	WELDING CABLE EXTENSION 1/0X100	\$ 163.00	\$ 84.00	\$ 32.00	
912-4506	WELDING CABLE W/ GROUND CLAMP 1/0X50	\$ 61.00	\$ 27.00	\$ 12.00	
912-4509	WELDING CABLE W/ GROUND CLAMP 1/0X100	\$ 110.00	\$ 47.00	\$ 21.00	
912-4530	WELDING CABLE EXTENSION 2/0X50	\$ 66.00	\$ 30.00	\$ 14.00	
912-4533	WELDING CABLE EXTENSION 2/0X100	\$ 111.00	\$ 51.00	\$ 20.00	
912-4536	WELDING CABLE W/ GROUND CLAMP 2/0X50	\$ 63.00	\$ 30.00	\$ 14.00	

912-4542	WELDING CABLE WHIP W/GRND CLAMP 2/0	\$ 34.00	\$ 18.00	\$ 10.00	
912-4545	WELDING CABLE W/ ROD HOLDER 2/0X50	\$ 64.00	\$ 30.00	\$ 14.00	
912-4551	WELDING CABLE WHIP W/ROD HLDR 2/0	\$ 45.00	\$ 23.00	\$ 13.00	
912-4604	REMOTE OUTPUT CONTROL 14 PIN X 100	\$ 80.00	\$ 41.00	\$ 20.00	
912-4658	WELDER INVERTER CST RACK F/8 PACK	\$ 172.00	\$ 66.00	\$ 26.00	
912-5254	MANUAL FLANGE SPREADER 150# 2-20	\$ 69.00	\$ 24.00	\$ 10.00	
913-1006	CONTAINMENT BERM 4X4	\$ 98.00	\$ 34.00	\$ 15.00	
913-1012	CONTAINMENT BERM 6X6	\$ 269.00	\$ 98.00	\$ 39.00	
913-1015	CONTAINMENT BERM 6X8	\$ 269.00	\$ 98.00	\$ 39.00	
913-1016	CONTAINMENT BERM 6X10	\$ 269.00	\$ 98.00	\$ 39.00	
913-1018	CONTAINMENT BERM 6X14	\$ 269.00	\$ 98.00	\$ 39.00	
913-1021	CONTAINMENT BERM 7X11	\$ 269.00	\$ 98.00	\$ 39.00	
913-1022	CONTAINMENT BERM 7X14	\$ 269.00	\$ 98.00	\$ 39.00	
913-1024	CONTAINMENT BERM 8X8	\$ 293.00	\$ 108.00	\$ 44.00	
913-1027	CONTAINMENT BERM 8X10	\$ 293.00	\$ 108.00	\$ 44.00	
913-1030	CONTAINMENT BERM 8X12	\$ 293.00	\$ 108.00	\$ 44.00	
913-1031	CONTAINMENT BERM 8X14	\$ 293.00	\$ 108.00	\$ 44.00	
913-1033	CONTAINMENT BERM 8X16	\$ 293.00	\$ 108.00	\$ 44.00	
913-1036	CONTAINMENT BERM 9X12	\$ 293.00	\$ 108.00	\$ 44.00	
913-1037	CONTAINMENT BERM 9X18	\$ 293.00	\$ 108.00	\$ 44.00	
913-1039	CONTAINMENT BERM 10X10	\$ 440.00	\$ 161.00	\$ 63.00	
913-1045	CONTAINMENT BERM 10X14	\$ 440.00	\$ 161.00	\$ 63.00	
913-1048	CONTAINMENT BERM 10X20	\$ 440.00	\$ 161.00	\$ 63.00	
913-1051	CONTAINMENT BERM 12X12	\$ 440.00	\$ 161.00	\$ 63.00	
913-1054	CONTAINMENT BERM 12X16	\$ 440.00	\$ 161.00	\$ 63.00	
913-1057	CONTAINMENT BERM 12X20	\$ 493.00	\$ 186.00	\$ 88.00	
913-1060	CONTAINMENT BERM 12X25	\$ 493.00	\$ 186.00	\$ 88.00	
913-1065	CONTAINMENT BERM 12X36	\$ 733.00	\$ 273.00	\$ 108.00	
913-1068	CONTAINMENT BERM 12X50	\$ 733.00	\$ 273.00	\$ 108.00	
913-1508	DIESEL EXHST SCRUBBER 91HP AND ABOVE	\$ 379.00	\$ 178.00	\$ 70.00	
913-2208	TRUCK TOOLBOX FUEL TANK COMBO 70-100 GAL	\$ 111.00	\$ 95.00	\$ 86.00	
913-2236	FUEL TANK 500 GALLON	\$ 676.00	\$ 231.00	\$ 85.00	
913-2250	PROPANE TANK 5 GAL/20#	\$ 65.00	\$ 31.00	\$ 13.00	
913-2252	PROPANE TANK 7 GAL/30#	\$ 63.00	\$ 34.00	\$ 15.00	
913-2254	FORKLIFT PROPANE TANK 8 GAL/33#	\$ 78.00	\$ 38.00	\$ 13.00	
913-2256	PROPANE TANK 10 GAL/40#	\$ 86.00	\$ 43.00	\$ 18.00	
913-2260	PROPANE TANK 25 GAL/100#	\$ 86.00	\$ 43.00	\$ 13.00	
913-2512	WORKSTATION PORTABLE	\$ 313.00	\$ 110.00	\$ 25.00	
913-2550	TRUCK ACCESSORY/UTILITY RACK	\$ 113.00	\$ 47.00	\$ 22.00	
913-2560	PICK UP TRUCK TONNEAU COVER	\$ 125.00	\$ 53.00	\$ 27.00	
913-2610	POLY STORAGE BIN 48X45X34 COLLAPSIBLE	\$ 60.00	\$ 20.00	\$ 7.00	ADD
913-2618	POLY STORAGE BIN 32X30X25 COLLAPSIBLE	\$ 42.00	\$ 15.00	\$ 6.00	ADD
913-2622	POLY STORAGE BIN 48X45X42 COLLAPSIBLE	\$ 93.00	\$ 32.00	\$ 11.00	ADD
913-2624	STEEL MESH STORAGE BIN 48X40X36 COLLAPSE	\$ 28.00	\$ 9.00	\$ 3.00	ADD
913-2626	LID CONTAINER - 48X45	\$ 9.00	\$ 3.00	\$ 1.00	ADD
913-2630	HOSE & PIPE STORAGE RACK	\$ 108.00	\$ 40.00	\$ 18.00	
913-2652	POLY STORAGE PALLET	\$ 42.00	\$ 15.00	\$ 6.00	ADD
913-2700	GPS EQUIPPED BASIC SERVICE	\$ 85.00	\$ 28.00	\$ 19.00	



913-2720	PUMP MONITOR KIT: MODEM/SOLAR PANL	\$ 184.00	\$ 89.00	\$ 45.00	
913-3052	SAFETY HARNESS & LANYARD KIT	\$ 120.00	\$ 43.00	\$ 21.00	
913-3060	ZIP WALL PACKAGE 4X12 POLES/2 ZIPPER	\$ 69.00	\$ 34.00	\$ 20.00	
913-3070	EYEWASH STATION	\$ 348.00	\$ 119.00	\$ 40.00	
913-3202	FIRE EXTINGUISHER W/VEH BRACKET 2-1/2#	\$ 28.00	\$ 9.00	\$ 3.00	ADD
913-3332	SIGN SHOULDER WORK AHEAD 48X48 REF	\$ 88.00	\$ 33.00	\$ 10.00	
913-3415	TRAFFIC SIGN ROAD WORK AHEAD	\$ 109.00	\$ 54.00	\$ 19.00	
913-3416	SIGN ROAD WORK AHEAD 48X48 REF	\$ 88.00	\$ 33.00	\$ 10.00	
913-3425	SIGN END ROAD WORK 48X48 REF	\$ 88.00	\$ 33.00	\$ 10.00	
913-3478	TRAFFIC SIGN SIDEWALK CLOSED	\$ 128.00	\$ 64.00	\$ 21.00	
913-3497	SIGN BE PREPARED TO STOP 48X48 REF	\$ 84.00	\$ 30.00	\$ 10.00	
913-3502	TRAFFIC SIGN STOP/SLOW PADDLE	\$ 26.00	\$ 15.00	\$ 8.00	
913-3553	TRAFFIC SIGN STAND	\$ 18.00	\$ 8.00	\$ 5.00	
913-3562	TRAFFIC SIGN OVERLAY LEFT	\$ 5.00	\$ 4.00	\$ 2.00	
913-3703	REFL TRAFFIC BARRICADE W/O FLASHER 24	\$ 33.00	\$ 16.00	\$ 7.00	
913-3704	REFL TRAFFIC BARRICADE W/FLASHER 24	\$ 37.00	\$ 19.00	\$ 11.00	
913-3712	REFL TRAFFIC DELINEATOR W/BASE 42	\$ 21.00	\$ 11.00	\$ 5.00	
913-3721	FLASHING BARRICADE LIGHT	\$ 37.00	\$ 20.00	\$ 8.00	
913-3747	TRAFFIC CONE	\$ 18.00	\$ 8.00	\$ 4.00	
913-3760	WATER FILLED TRAFFIC BARRICADE ORANGE	\$ 113.00	\$ 45.00	\$ 22.00	
913-3762	WATER FILLED TRAFFIC BARRICADE WHITE	\$ 91.00	\$ 32.00	\$ 11.00	
913-3766	WATER/CABLE TRAFFIC TL1/TL2 BARRICADE OR	\$ 115.00	\$ 45.00	\$ 22.00	
913-3767	WATER/CABLE TRAFFIC TL1/TL2 BARRICADE WH	\$ 156.00	\$ 54.00	\$ 24.00	
913-3770	PEDESTRIAN BARRICADE ADA ORG 72X38	\$ 78.00	\$ 24.00	\$ 10.00	
913-3771	PEDESTRIAN BARRICADE ADA WHT 72X38	\$ 78.00	\$ 24.00	\$ 10.00	
913-3780	WATER BARRICADE FENCE PANEL 4X6	\$ 49.00	\$ 20.00	\$ 6.00	
913-3782	WATER BARRICADE SINGLE GATE 6X6 COMPLETE	\$ 69.00	\$ 24.00	\$ 10.00	
913-3814	WIRE MESH FENCE PANEL 6X10	\$ 33.00	\$ 11.00	\$ 4.00	ADD
913-3830	CROWD CONTROL BARRICADE 48X8	\$ 66.00	\$ 22.00	\$ 10.00	
913-3860	NOISE REDUCTION WALL PANEL 81X52IN	\$ 54.00	\$ 20.00	\$ 10.00	
913-4004	COMBINATION HITCH PINTLE & 2 BALL	\$ 75.00	\$ 36.00	\$ 13.00	
913-4006	COMBINATION HITCH PINTLE & 2-5/16 BALL	\$ 75.00	\$ 30.00	\$ 13.00	
913-4106	TIE DOWN BINDER CHAIN G7 3/8 10-16	\$ 56.00	\$ 23.00	\$ 10.00	
913-4110	TIE DOWN BINDER CHAIN G7 3/8X20	\$ 26.00	\$ 15.00	\$ 7.00	
913-4122	RATCHET LOAD BINDER F/3/8-1/2 CHAIN	\$ 37.00	\$ 19.00	\$ 8.00	
913-4502	ROAD PLATE 5X8	\$ 618.00	\$ 206.00	\$ 103.00	
913-4504	ROAD PLATE 5X10	\$ 354.00	\$ 133.00	\$ 51.00	
913-4508	ROAD PLATE 8X10	\$ 356.00	\$ 127.00	\$ 45.00	
913-4516	ROAD PLATE 8X20	\$ 681.00	\$ 246.00	\$ 99.00	
913-5130	LED AREA LIGHT W/TRIPOD	\$ 365.00	\$ 121.00	\$ 40.00	
913-5134	LED WORK LIGHT W/TRIPOD DUAL LAMP	\$ 163.00	\$ 79.00	\$ 40.00	
913-5205	LIGHT STRING LED 20FT SINGLE LAMP 120V	\$ 65.00	\$ 22.00	\$ 7.00	ADD
913-5210	TEMPORARY LIGHT STRING 50	\$ 73.00	\$ 30.00	\$ 12.00	
913-5212	TEMPORARY LIGHT STRING 100	\$ 162.00	\$ 76.00	\$ 25.00	
913-6005	TEMPORARY WALL MOBILITY CART	\$ 117.00	\$ 59.00	\$ 59.00	
913-6010	TEMPORARY WALL RIGHT SIDE INTERFACE	\$ 66.00	\$ 33.00	\$ 33.00	
913-6015	TEMPORARY WALL LEFT SIDE INTERFACE	\$ 66.00	\$ 33.00	\$ 33.00	
913-6020	TEMPORARY WALL FLEXIBLE CORNER	\$ 52.00	\$ 25.00	\$ 25.00	

913-6025	TEMPORARY WALL FILLER PANEL KIT	\$ 37.00	\$ 19.00	\$ 19.00	
913-6035	HINGED DOOR MODULE 42 IN	\$ 365.00	\$ 183.00	\$ 183.00	
913-6050	TEMPORARY WALL MODULE 12 IN	\$ 117.00	\$ 59.00	\$ 59.00	
913-6055	TEMPORARY WALL MODULE 18 IN	\$ 132.00	\$ 66.00	\$ 66.00	
913-6060	TEMPORARY WALL MODULE 24 IN	\$ 147.00	\$ 73.00	\$ 73.00	
913-6065	TEMPORARY WALL MODULE 32 IN	\$ 154.00	\$ 77.00	\$ 77.00	
913-6070	TEMPORARY WALL MODULE 42 IN	\$ 176.00	\$ 88.00	\$ 88.00	
913-6075	SINGLE ROOM PRESSURE MONITOR	\$ 204.00	\$ 102.00	\$ 102.00	
913-6080	NEGATIVE AIR MGMT PANEL 24 IN	\$ 191.00	\$ 96.00	\$ 96.00	
920-1003	INCREASER / REDUCER 3X2	\$ 33.00	\$ 14.00	\$ 7.00	
920-1009	INCREASER / REDUCER 4X3	\$ 56.00	\$ 23.00	\$ 9.00	
920-1024	INCREASER / REDUCER 6X3	\$ 56.00	\$ 23.00	\$ 9.00	
920-1027	INCREASER / REDUCER 6X4	\$ 56.00	\$ 23.00	\$ 9.00	
920-1039	INCREASER / REDUCER 8X6	\$ 56.00	\$ 23.00	\$ 9.00	
920-1054	INCREASER / REDUCER 10X8	\$ 149.00	\$ 56.00	\$ 23.00	
920-1066	INCREASER / REDUCER 12X6	\$ 149.00	\$ 56.00	\$ 23.00	
920-1069	INCREASER / REDUCER 12X8	\$ 149.00	\$ 56.00	\$ 23.00	
920-1072	INCREASER / REDUCER 12X10	\$ 149.00	\$ 56.00	\$ 23.00	
920-1095	INCREASER / REDUCER 14X12	\$ 149.00	\$ 56.00	\$ 23.00	
920-1115	INCREASER / REDUCER 16X12	\$ 149.00	\$ 56.00	\$ 23.00	
920-1130	INCREASER / REDUCER 18X12	\$ 149.00	\$ 56.00	\$ 23.00	
920-1159	INCREASER / REDUCER 20X18	\$ 279.00	\$ 112.00	\$ 42.00	
920-1183	INCREASER / REDUCER 24X18	\$ 279.00	\$ 112.00	\$ 42.00	
920-2018	PIPE 90 DEG ELL 4 IN BY VARIOUS OUTPUT	\$ 25.00	\$ 11.00	\$ 6.00	
920-2024	PIPE 90 DEG ELL 6 IN BY VARIOUS OUTPUT	\$ 41.00	\$ 18.00	\$ 10.00	
920-2028	PIPE 45 DEG ELL 8 IN BY VARIOUS OUTPUT	\$ 25.00	\$ 11.00	\$ 6.00	
920-2030	PIPE 90 DEG ELL 8 IN BY VARIOUS OUTPUT	\$ 74.00	\$ 33.00	\$ 12.00	
920-2036	PIPE 90 DEG ELL 10 IN BY VARIOUS OUTPUT	\$ 74.00	\$ 33.00	\$ 12.00	
920-2040	PIPE 45 DEG ELL 12 IN BY VARIOUS OUTPUT	\$ 74.00	\$ 33.00	\$ 12.00	
920-2042	PIPE 90 DEG ELL 12 IN BY VARIOUS OUTPUT	\$ 112.00	\$ 42.00	\$ 14.00	
920-2109	PIPE TEE 4 IN BY VARIOUS OUTPUT	\$ 93.00	\$ 33.00	\$ 12.00	
920-2112	PIPE TEE 6 IN BY VARIOUS OUTPUT	\$ 93.00	\$ 33.00	\$ 12.00	
920-2115	PIPE TEE 8 IN BY VARIOUS OUTPUT	\$ 93.00	\$ 33.00	\$ 12.00	
920-2121	PIPE TEE 12 IN BY VARIOUS OUTPUT	\$ 121.00	\$ 42.00	\$ 14.00	
920-2168	PIPE WYE 12 IN BY VARIOUS OUTPUT	\$ 121.00	\$ 42.00	\$ 14.00	
920-2324	PIPE ADAPTER 4 FLANGE X F NPT	\$ 23.00	\$ 9.00	\$ 3.00	
920-2332	PIPE ADAPTER 6 FLANGE X F CAM	\$ 47.00	\$ 19.00	\$ 7.00	ADD
920-2334	PIPE ADAPTER 6 FLANGE X F NPT	\$ 47.00	\$ 19.00	\$ 7.00	
920-2340	PIPE ADAPTER 8 FLANGE X F BAUER	\$ 28.00	\$ 14.00	\$ 7.00	
920-2341	PIPE ADAPTER 8 FLANGE X M BAUER	\$ 28.00	\$ 14.00	\$ 7.00	
920-2772	PIPE ADAPTER 4 F CAM X F NPT TYPE D	\$ 28.00	\$ 14.00	\$ 7.00	
920-3309	SUCTION HOSE STRAINER 4	\$ 60.00	\$ 20.00	\$ 7.00	
920-3312	SUCTION HOSE STRAINER 6	\$ 60.00	\$ 20.00	\$ 7.00	
920-3315	SUCTION HOSE STRAINER 8	\$ 60.00	\$ 20.00	\$ 7.00	
920-3509	WATER PIPE / HOSE MANIFOLD 4	\$ 265.00	\$ 89.00	\$ 32.00	
920-3512	WATER PIPE / HOSE MANIFOLD 6	\$ 328.00	\$ 124.00	\$ 42.00	
920-3515	WATER PIPE / HOSE MANIFOLD 8	\$ 415.00	\$ 133.00	\$ 45.00	
920-3521	WATER PIPE / HOSE MANIFOLD 12	\$ 622.00	\$ 223.00	\$ 91.00	

920-3580	PIPE SUPPORT BLOCK	\$ 4.00	\$ 2.00	\$ 1.00	
920-3610	PUMP CONTROL PANEL AUTOMATIC	\$ 159.00	\$ 53.00	\$ 18.00	
920-3620	PUMP CONTROL PANEL MANUAL	\$ 111.00	\$ 37.00	\$ 14.00	
920-3640	WATER PUMP FLOAT SWITCH SINGLE	\$ 40.00	\$ 14.00	\$ 5.00	
920-3650	SUBMERSIBLE PUMP RAFT	\$ 333.00	\$ 109.00	\$ 37.00	
920-3680	MAGNETIC GPM FLOW METER INDICATOR/TOTAL	\$ 498.00	\$ 166.00	\$ 56.00	
920-4205	GATE VALVE 2	\$ 88.00	\$ 31.00	\$ 10.00	ADD
920-4215	GATE VALVE 4	\$ 140.00	\$ 70.00	\$ 28.00	
920-4220	GATE VALVE 6	\$ 140.00	\$ 70.00	\$ 28.00	
920-4225	GATE VALVE 8	\$ 140.00	\$ 70.00	\$ 28.00	
920-4230	GATE VALVE 10	\$ 186.00	\$ 93.00	\$ 37.00	
920-4235	GATE VALVE 12	\$ 186.00	\$ 93.00	\$ 37.00	
920-4250	GATE VALVE 18	\$ 419.00	\$ 209.00	\$ 74.00	
920-4340	CHECK VALVE 8	\$ 75.00	\$ 25.00	\$ 8.00	
920-4406	FLANGED BLEEDER VALVE 6	\$ 116.00	\$ 37.00	\$ 14.00	
920-5002	FT OF PVC WELLPOINT HEADER PIPE 6	\$ 5.00	\$ 2.00	\$ 1.00	ADD
920-5054	WELLPOINT RISER/HEADER SWINGS	\$ 19.00	\$ 7.00	\$ 2.00	ADD
920-5060	WELLPOINT SELF JET POINT W/PVC SCREEN	\$ 23.00	\$ 8.00	\$ 3.00	ADD
920-6003	KANAFLEX SUCTION HOSE CAM CPLNG 2X20	\$ 63.00	\$ 21.00	\$ 7.00	
920-6006	KANAFLEX SUCTION HOSE CAM CPLNG 3X20	\$ 80.00	\$ 27.00	\$ 10.00	
920-6009	KANAFLEX SUCTION HOSE CAM CPLNG 4X20	\$ 112.00	\$ 38.00	\$ 13.00	
920-6011	KANAFLEX SUCTION HOSE CAM CPLNG 6X10	\$ 112.00	\$ 38.00	\$ 13.00	
920-6012	KANAFLEX SUCTION HOSE CAM CPLNG 6X20	\$ 278.00	\$ 105.00	\$ 42.00	
920-6014	KANAFLEX SUCTION HOSE CAM CPLNG 8X10	\$ 278.00	\$ 105.00	\$ 42.00	
920-6015	KANAFLEX SUCTION HOSE CAM CPLNG 8X20	\$ 473.00	\$ 166.00	\$ 54.00	
920-6029	KANAFLEX SUCTION HOSE BAUER CPLNG 4X20	\$ 171.00	\$ 58.00	\$ 20.00	
920-6032	KANAFLEX SUCTION HOSE BAUER CPLNG 6X20	\$ 278.00	\$ 104.00	\$ 42.00	
920-6035	KANAFLEX SUCTION HOSE BAUER CPLNG 8X20	\$ 278.00	\$ 104.00	\$ 42.00	
920-6040	KANAFLEX SUCTION HOSE BAUER CPLNG 12X10	\$ 278.00	\$ 104.00	\$ 42.00	
920-6041	KANAFLEX SUCTION HOSE BAUER CPLNG 12X20	\$ 808.00	\$ 270.00	\$ 92.00	
920-6203	PVC SUCTION HOSE CAM CPLNG 2X20	\$ 77.00	\$ 39.00	\$ 15.00	
920-6206	PVC SUCTION HOSE CAM CPLNG 3X20	\$ 77.00	\$ 39.00	\$ 15.00	
920-6209	PVC SUCTION HOSE CAM CPLNG 4X20	\$ 115.00	\$ 56.00	\$ 19.00	
920-6212	PVC SUCTION HOSE CAM CPLNG 6X20	\$ 115.00	\$ 56.00	\$ 19.00	
920-6400	RUBBER SUCTION HOSE CAM CPLNG 1X20	\$ 67.00	\$ 34.00	\$ 13.00	
920-6403	RUBBER SUCTION HOSE CAM CPLNG 2X20	\$ 67.00	\$ 34.00	\$ 13.00	
920-6406	RUBBER SUCTION HOSE CAM CPLNG 3X20	\$ 67.00	\$ 34.00	\$ 13.00	
920-6409	RUBBER SUCTION HOSE CAM CPLNG 4X20	\$ 256.00	\$ 93.00	\$ 28.00	
920-6411	RUBBER SUCTION HOSE CAM CPLNG 6X10	\$ 256.00	\$ 93.00	\$ 28.00	
920-6412	RUBBER SUCTION HOSE CAM CPLNG 6X20	\$ 256.00	\$ 93.00	\$ 28.00	
920-6429	RUBBER SUCTION HOSE BAUER CPLNG 4X20	\$ 219.00	\$ 97.00	\$ 47.00	
920-6432	RUBBER SUCTION HOSE BAUER CPLNG 6X20	\$ 219.00	\$ 97.00	\$ 47.00	
920-6434	RUBBER SUCTION HOSE BAUER CPLNG 8X10	\$ 219.00	\$ 97.00	\$ 47.00	
920-6435	RUBBER SUCTION HOSE BAUER CPLNG 8X20	\$ 358.00	\$ 133.00	\$ 55.00	
920-6437	RUBBER SUCTION HOSE BAUER CPLNG 10X10	\$ 358.00	\$ 133.00	\$ 55.00	
920-6440	RUBBER SUCTION HOSE BAUER CPLNG 12X10	\$ 358.00	\$ 133.00	\$ 55.00	
920-6482	RUBBER SUCTION HOSE VICT CPLNG 6X20	\$ 50.00	\$ 18.00	\$ 6.00	
920-6515	RUBBER SUCTION HOSE FLNG CPLNG 8X20	\$ 348.00	\$ 132.00	\$ 53.00	

920-6518	RUBBER SUCTION HOSE FLNG CPLNG 10X20	\$ 465.00	\$ 202.00	\$ 79.00	
920-6521	RUBBER SUCTION HOSE FLNG CPLNG 12X20	\$ 465.00	\$ 202.00	\$ 79.00	
920-6616	COMPOSITE DISCHARGE HOSE W/FLANGE 3X20	\$ 88.00	\$ 32.00	\$ 8.00	
920-6623	COMPOSITE DISCHARGE HOSE W/FLANGE 4X10	\$ 229.00	\$ 75.00	\$ 24.00	
920-6626	COMPOSITE DISCHARGE HOSE W/FLANGE 4X20	\$ 486.00	\$ 162.00	\$ 54.00	
920-6636	COMPOSITE DISCHARGE HOSE W/FLANGE 6X20	\$ 512.00	\$ 187.00	\$ 68.00	
920-6643	COMPOSITE DISCHARGE HOSE W/FLANGE 8X10	\$ 512.00	\$ 187.00	\$ 68.00	
920-6646	COMPOSITE DISCHARGE HOSE W/FLANGE 8X20	\$ 596.00	\$ 203.00	\$ 76.00	
920-6657	COMPOSITE DISCHARGE HOSE W/FLANGE 10X20	\$ 356.00	\$ 119.00	\$ 40.00	
920-6663	COMPOSITE DISCHARGE HOSE W/FLANGE 12X10	\$ 356.00	\$ 119.00	\$ 40.00	
920-6666	COMPOSITE DISCHARGE HOSE W/FLANGE 12X20	\$ 632.00	\$ 214.00	\$ 105.00	
920-6803	CANVAS FIRE HOSE 1-1/2X50	\$ 62.00	\$ 21.00	\$ 7.00	
920-6818	CANVAS FIRE HOSE 2-1/2X50	\$ 95.00	\$ 33.00	\$ 11.00	
920-6827	CANVAS FIRE HOSE 3X50	\$ 56.00	\$ 30.00	\$ 13.00	
920-7004	CHEMICAL HOSE W/SSTL CAMLOCK 1X20	\$ 161.00	\$ 54.00	\$ 19.00	
920-7014	CHEMICAL HOSE W/SSTL CAMLOCK 2X20	\$ 209.00	\$ 70.00	\$ 23.00	
920-7024	CHEMICAL HOSE W/SSTL CAMLOCK 3X20	\$ 209.00	\$ 70.00	\$ 23.00	
920-7034	CHEMICAL HOSE W/SSTL CAMLOCK 4X20	\$ 209.00	\$ 70.00	\$ 23.00	
920-7044	CHEMICAL HOSE W/SSTL CAMLOCK 6X20	\$ 209.00	\$ 70.00	\$ 23.00	
920-7054	CHEMICAL HOSE W/SSTL FLANGE 2X20	\$ 209.00	\$ 70.00	\$ 23.00	
920-7065	CHEMICAL HOSE W/SSTL FLANGE 3X20	\$ 209.00	\$ 70.00	\$ 23.00	
920-7074	CHEMICAL HOSE W/SSTL FLANGE 4X20	\$ 209.00	\$ 70.00	\$ 23.00	
920-7084	CHEMICAL HOSE W/SSTL FLANGE 6X20	\$ 326.00	\$ 116.00	\$ 47.00	
920-7103	ORAFLEX DISCHARGE HOSE CAM CPLNG 2X50	\$ 94.00	\$ 32.00	\$ 11.00	
920-7106	ORAFLEX DISCHARGE HOSE CAM CPLNG 3X50	\$ 94.00	\$ 32.00	\$ 11.00	
920-7109	ORAFLEX DISCHARGE HOSE CAM CPLNG 4X50	\$ 140.00	\$ 47.00	\$ 16.00	
920-7118	ORAFLEX DISCHARGE HOSE CAM CPLNG 6X50	\$ 252.00	\$ 96.00	\$ 38.00	
920-7121	ORAFLEX DISCHARGE HOSE CAM CPLNG 8X50	\$ 658.00	\$ 242.00	\$ 86.00	
920-7129	ORAFLEX DISCHARGE HOSE BAUER CPLNG 4X50	\$ 132.00	\$ 66.00	\$ 44.00	
920-7132	ORAFLEX DISCHARGE HOSE BAUER CPLNG 6X50	\$ 176.00	\$ 105.00	\$ 53.00	
920-7135	ORAFLEX DISCHARGE HOSE BAUER CPLNG 8X50	\$ 485.00	\$ 186.00	\$ 75.00	
920-7218	ORAFLEX DISCHARGE HOSE FLNG CPLNG 10X50	\$ 485.00	\$ 186.00	\$ 75.00	
920-7303	PVC DISCHARGE HOSE CAM CPLNG 2X50	\$ 61.00	\$ 20.00	\$ 7.00	
920-7306	PVC DISCHARGE HOSE CAM CPLNG 3X50	\$ 94.00	\$ 32.00	\$ 11.00	
920-7309	PVC DISCHARGE HOSE CAM CPLNG 4X50	\$ 140.00	\$ 47.00	\$ 16.00	
920-7312	PVC DISCHARGE HOSE CAM CPLNG 6X50	\$ 306.00	\$ 143.00	\$ 57.00	
920-7402	RUBBER DISCHARGE HOSE CAM CPLNG 2X25	\$ 40.00	\$ 20.00	\$ 11.00	
920-7403	RUBBER DISCHARGE HOSE CAM CPLNG 2X50	\$ 70.00	\$ 33.00	\$ 13.00	
920-7406	RUBBER DISCHARGE HOSE CAM CPLNG 3X50	\$ 70.00	\$ 33.00	\$ 13.00	
920-7408	RUBBER DISCHARGE HOSE CAM CPLNG 4X25	\$ 70.00	\$ 33.00	\$ 13.00	
920-7409	RUBBER DISCHARGE HOSE CAM CPLNG 4X50	\$ 151.00	\$ 64.00	\$ 27.00	
920-7412	RUBBER DISCHARGE HOSE CAM CPLNG 6X50	\$ 360.00	\$ 147.00	\$ 70.00	
920-7455	RUBBER DISCHARGE HOSE PIN CPLNG 3X25	\$ 58.00	\$ 21.00	\$ 8.00	
920-7515	RUBBER DISCHARGE HOSE FLNG CPLNG 8X50	\$ 959.00	\$ 337.00	\$ 105.00	
920-7518	RUBBER DISCHARGE HOSE FLNG CPLNG 10X50	\$ 965.00	\$ 346.00	\$ 106.00	
920-7521	RUBBER DISCHARGE HOSE FLNG CPLNG 12X50	\$ 1,582.00	\$ 527.00	\$ 176.00	
920-7705	OIL SUCT/DISCH HOSE FLNG CPLNG 2X20	\$ 219.00	\$ 113.00	\$ 38.00	
920-7715	OIL SUCT/DISCH HOSE FLNG CPLNG 3X20	\$ 219.00	\$ 113.00	\$ 38.00	

920-7720	OIL SUCT/DISCH HOSE 4XSPECIAL LE	\$ 219.00	\$ 113.00	\$ 38.00	
920-7725	OIL SUCT/DISCH HOSE FLNG CPLNG 4X20	\$ 219.00	\$ 113.00	\$ 38.00	
920-7735	OIL SUCT/DISCH HOSE FLNG CPLNG 6X20	\$ 391.00	\$ 186.00	\$ 62.00	
920-7745	OIL SUCT/DISCH HOSE FLNG CPLNG 8X20	\$ 391.00	\$ 186.00	\$ 62.00	
920-7755	OIL SUCT/DISCH HOSE FLNG CPLNG 10X20	\$ 586.00	\$ 269.00	\$ 90.00	
920-7762	OIL SUCT/DISCH HOSE FLNG CPLNG 12X10	\$ 586.00	\$ 269.00	\$ 90.00	
920-7765	OIL SUCT/DISCH HOSE FLNG CPLNG 12X20	\$ 1,004.00	\$ 335.00	\$ 113.00	
920-7772	OIL SUCT/DISCH HOSE FLNG CPLNG 14X10	\$ 1,004.00	\$ 335.00	\$ 113.00	
920-7903	STAINLESS STEEL HOSE MNPT CPLNG 3/4X50	\$ 99.00	\$ 33.00	\$ 11.00	
920-7905	STAINLESS STEEL HOSE 1X20	\$ 86.00	\$ 43.00	\$ 16.00	
920-7910	STAINLESS STEEL HOSE 1X50	\$ 157.00	\$ 63.00	\$ 25.00	
920-7915	STAINLESS STEEL HOSE 2X20	\$ 358.00	\$ 106.00	\$ 36.00	
920-7916	STAINLESS STEEL HOSE 2X20 W/300# FLNG	\$ 358.00	\$ 106.00	\$ 36.00	
920-7925	STAINLESS STEEL HOSE 3X20	\$ 358.00	\$ 106.00	\$ 36.00	
920-7933	STAINLESS STEEL HOSE 4X10	\$ 207.00	\$ 70.00	\$ 22.00	
920-7935	STAINLESS STEEL HOSE 4X20	\$ 358.00	\$ 106.00	\$ 36.00	
920-7943	STAINLESS STEEL HOSE 6X10	\$ 358.00	\$ 106.00	\$ 36.00	
920-7945	STAINLESS STEEL HOSE 6X20	\$ 442.00	\$ 215.00	\$ 72.00	
920-7955	STAINLESS STEEL HOSE 8X20	\$ 535.00	\$ 259.00	\$ 90.00	
920-7975	STAINLESS STEEL HOSE 12X20	\$ 824.00	\$ 284.00	\$ 94.00	
920-8144	HYDRAULIC HOSE 1X50	\$ 116.00	\$ 47.00	\$ 19.00	
920-8154	HYDRAULIC HOSE 1-1/4X50	\$ 116.00	\$ 47.00	\$ 19.00	
920-8164	HYDRAULIC HOSE 1-1/2X50	\$ 116.00	\$ 47.00	\$ 19.00	
920-8225	CARBON STEEL HOSE W/FLANGE 6X20	\$ 233.00	\$ 93.00	\$ 47.00	
920-8230	CARBON STEEL HOSE W/FLANGE 8X20	\$ 233.00	\$ 93.00	\$ 47.00	
920-8458	RUBBER WATER HOSE W/GH FTGS 3/4X50	\$ 47.00	\$ 16.00	\$ 5.00	
920-9012	TEST PIPE PLUG 8IN	\$ 34.00	\$ 14.00	\$ 4.00	
920-9024	TEST PIPE PLUG 24IN	\$ 703.00	\$ 233.00	\$ 79.00	
920-9062	MULTI SIZE TEST BALL UP TO 12	\$ 186.00	\$ 74.00	\$ 28.00	
920-9066	MULTI SIZE TEST BALL UP TO 18	\$ 186.00	\$ 74.00	\$ 28.00	
920-9068	MULTI SIZE TEST BALL UP TO 24	\$ 186.00	\$ 74.00	\$ 28.00	
920-9072	MULTI SIZE TEST BALL UP TO 36	\$ 186.00	\$ 74.00	\$ 28.00	
920-9074	MULTI SIZE TEST BALL UP TO 48	\$ 2,307.00	\$ 769.00	\$ 233.00	
920-9162	TEST BALL LIFT LINE W/HOSE & GAUGES	\$ 186.00	\$ 74.00	\$ 28.00	
920-9198	BLOCK PLUG HOSE W/20FT ROPE & GAUGE	\$ 47.00	\$ 19.00	\$ 7.00	
920-9708	BLOCK PIPE PLUG 4IN	\$ 47.00	\$ 19.00	\$ 7.00	
920-9709	BLOCK PIPE PLUG 4IN LONG	\$ 47.00	\$ 19.00	\$ 7.00	
920-9711	BLOCK PIPE PLUG 6IN	\$ 47.00	\$ 19.00	\$ 7.00	
920-9713	BLOCK PIPE PLUG 8IN	\$ 47.00	\$ 19.00	\$ 7.00	
920-9763	BLOCK PIPE PLUG 6-12IN	\$ 100.00	\$ 35.00	\$ 18.00	
921-1088	PCS OF ALUM PIPE 8X40 VICTAULIC	\$ 405.00	\$ 198.00	\$ 69.00	
921-1128	PCS OF ALUM PIPE 12X40 VICTAULIC	\$ 519.00	\$ 259.00	\$ 84.00	
921-1203	VICTAULIC PIPE CLAMP 4	\$ 7.00	\$ 3.00	\$ 1.00	ADD
921-1206	VICTAULIC PIPE CLAMP 6	\$ 7.00	\$ 3.00	\$ 1.00	ADD
921-1208	VICTAULIC PIPE CLAMP 8	\$ 7.00	\$ 3.00	\$ 1.00	ADD
921-1212	VICTAULIC PIPE CLAMP 12	\$ 11.00	\$ 4.00	\$ 2.00	ADD
921-1518	PCS OF CERTALOK PVC PIPING 6X20	\$ 13.00	\$ 7.00	\$ 3.00	
921-1568	PCS OF CERTALOK PVC PIPING 12X20	\$ 37.00	\$ 19.00	\$ 14.00	

921-1810	FT OF FUSEABLE HDPE PIPE 4	\$ 6.00	\$ 2.00	\$ 2.00	ADD
921-1812	FT OF FUSEABLE HDPE PIPE 6	\$ 6.00	\$ 2.00	\$ 2.00	ADD
921-1814	FT OF FUSEABLE HDPE PIPE 8	\$ 7.00	\$ 3.00	\$ 3.00	
921-1816	FT OF FUSEABLE HDPE PIPE 10	\$ 7.00	\$ 3.00	\$ 3.00	
921-1818	FT OF FUSEABLE HDPE PIPE 12	\$ 7.00	\$ 3.00	\$ 3.00	
921-1820	FT OF FUSEABLE HDPE PIPE 14	\$ 7.00	\$ 3.00	\$ 3.00	
921-1822	FT OF FUSEABLE HDPE PIPE 16	\$ 7.00	\$ 3.00	\$ 3.00	
921-1824	FT OF FUSEABLE HDPE PIPE 18	\$ 7.00	\$ 3.00	\$ 3.00	
921-1826	FT OF FUSEABLE HDPE PIPE 20	\$ 7.00	\$ 3.00	\$ 3.00	
921-1828	FT OF FUSEABLE HDPE PIPE 24	\$ 7.00	\$ 3.00	\$ 3.00	
921-1834	FT OF FUSEABLE HDPE PIPE 30	\$ 7.00	\$ 3.00	\$ 3.00	
921-1854	HDPE PIPE W/BAUER CPLNG 6X20	\$ 63.00	\$ 30.00	\$ 15.00	
921-1862	HDPE PIPE W/BAUER CPLNG 8X20	\$ 63.00	\$ 30.00	\$ 15.00	
921-1924	HDPE PIPE W/FLANGE CPLNGS 8X40	\$ 123.00	\$ 39.00	\$ 20.00	
921-1942	HDPE PIPE W/FLANGE CPLNG 12X40	\$ 147.00	\$ 61.00	\$ 30.00	
921-2037	BACK UP RING F/HDPE FLANGE ADAPTER 18	\$ 249.00	\$ 83.00	\$ 28.00	
921-2045	BACK UP RING F/HDPE FLANGE ADAPTER 24	\$ 349.00	\$ 116.00	\$ 39.00	
921-2049	BACK UP RING F/HDPE FLANGE ADAPTER 30	\$ 449.00	\$ 150.00	\$ 50.00	
921-2150	HDPE FLOAT TEE PIPE W/STRAINER 4	\$ 97.00	\$ 35.00	\$ 14.00	
921-2152	HDPE FLOAT TEE PIPE W/ STRAINER 6	\$ 124.00	\$ 40.00	\$ 15.00	
921-2156	HDPE FLOAT TEE PIPE W/ STRAINER 12	\$ 179.00	\$ 60.00	\$ 23.00	
921-2164	HDPE FLOAT TEE PIPE W/ STRAINER 20	\$ 179.00	\$ 60.00	\$ 23.00	
921-2180	HDPE FLOAT PIPE W/8 STRNR 8 FLNG	\$ 252.00	\$ 85.00	\$ 30.00	
921-2188	HDPE RDC FLOAT PIPE W/16 STRNR 14 FLNG	\$ 252.00	\$ 85.00	\$ 30.00	
921-2192	HDPE RDC FLOAT PIPE W/18 STRNR 12 FLNG	\$ 252.00	\$ 85.00	\$ 30.00	
921-2228	HDPE FITTING 12X90 DEG	\$ 184.00	\$ 108.00	\$ 55.00	
921-2238	HDPE FITTING 18X90 DEG	\$ 184.00	\$ 108.00	\$ 55.00	
921-2248	HDPE FITTING 24X45 DEG	\$ 465.00	\$ 168.00	\$ 50.00	
921-2250	HDPE FITTING 24X90 DEG	\$ 465.00	\$ 168.00	\$ 50.00	
921-2260	HDPE FITTING 30X45 DEG	\$ 465.00	\$ 168.00	\$ 50.00	
921-2262	HDPE FITTING 30X90 DEG	\$ 465.00	\$ 168.00	\$ 50.00	
921-2270	HDPE TEE 12 INPUT BY VARIOUS OUTPUT	\$ 93.00	\$ 47.00	\$ 23.00	
921-2299	HDPE REDUCER 30 DOWN TO ALL	\$ 948.00	\$ 316.00	\$ 105.00	
921-2355	VICTAULIC STYLE CLAMP F/6 HDPE PIPE	\$ 47.00	\$ 16.00	\$ 6.00	ADD
921-2530	PCS GALV STL PIPE W/BAUER CPLNG 8X20	\$ 64.00	\$ 51.00	\$ 51.00	
921-2546	PCS GALV STL PIPE W/BAUER CPLNG 12X10	\$ 64.00	\$ 51.00	\$ 51.00	
921-2584	BAUER ELBOW 6X45 DEG	\$ 132.00	\$ 45.00	\$ 16.00	
921-2586	BAUER ELBOW 6X90 DEG	\$ 136.00	\$ 47.00	\$ 16.00	
925-1714	AIR HOSE ASSY 3/8X50 CRWFT CPLNG	\$ 50.00	\$ 17.00	\$ 5.00	
925-1715	AIR HOSE ASSY 3/8X50 QD CPLNG	\$ 58.00	\$ 27.00	\$ 11.00	
925-1734	AIR HOSE ASSY 3/4X50 CRWFT CPLNG	\$ 61.00	\$ 28.00	\$ 12.00	
925-1735	AIR HOSE ASSY 3/4X50 THOR CPLNG	\$ 61.00	\$ 28.00	\$ 12.00	
925-1802	AIR HOSE ASSY 2X25	\$ 88.00	\$ 33.00	\$ 13.00	
925-1808	AIR HOSE ASSY 2X25 HI PRESSURE	\$ 88.00	\$ 33.00	\$ 13.00	
925-1811	AIR HOSE ASSY 2X50	\$ 112.00	\$ 42.00	\$ 17.00	
925-1814	AIR HOSE ASSY 2X50 HI PRESSURE	\$ 112.00	\$ 42.00	\$ 17.00	
925-1823	AIR HOSE ASSY 3X25	\$ 164.00	\$ 59.00	\$ 21.00	
925-1829	AIR HOSE ASSY 3X25 HI PRESSURE	\$ 164.00	\$ 59.00	\$ 21.00	



925-1832	AIR HOSE ASSY 3X50	\$ 198.00	\$ 81.00	\$ 37.00	
925-1835	AIR HOSE ASSY 3X50 HI PRESSURE	\$ 198.00	\$ 81.00	\$ 37.00	
925-2019	WHIP HOSE W/INLINE OILER 1/2	\$ 40.00	\$ 15.00	\$ 7.00	
925-2103	WHIPCHECK CABLE H/H 1/2 TO 1-1/4	\$ 19.00	\$ 9.00	\$ 6.00	
925-2104	WHIPCHECK CABLE H/H 1-1/2 TO 3	\$ 19.00	\$ 9.00	\$ 6.00	ADD
925-2173	AIR MANIFOLD 15 GAL W/8 OUTLETS	\$ 326.00	\$ 114.00	\$ 37.00	
925-3006	FORCED AIR ELECTRIC HEATER 120V	\$ 121.00	\$ 42.00	\$ 15.00	ADD
925-3080	POWER CABLE 6/4X50 480/3 PH	\$ 121.00	\$ 42.00	\$ 15.00	ADD
925-3109	PEDESTAL FAN 30"	\$ 265.00	\$ 121.00	\$ 35.00	
925-3123	ROUND FLOOR FAN 36	\$ 330.00	\$ 131.00	\$ 47.00	
925-3126	ROUND FLOOR FAN 42	\$ 330.00	\$ 131.00	\$ 47.00	
925-3129	ROUND FLOOR FAN 48	\$ 330.00	\$ 131.00	\$ 47.00	
925-3210	AIRMOVER AXIAL VENT BLOWER 12 IN ELEC	\$ 277.00	\$ 123.00	\$ 32.00	
925-3250	AIRMOVER LOW PROFILE FAN	\$ 198.00	\$ 88.00	\$ 22.00	
925-3260	AIRMOVER CARPET DRYER	\$ 198.00	\$ 88.00	\$ 22.00	
925-3263	AXIAL FAN 25"	\$ 383.00	\$ 145.00	\$ 49.00	
925-3265	HI VELOCITY AXIAL FAN 24-25"	\$ 198.00	\$ 66.00	\$ 22.00	
925-3310	HEPA AIR SCRUBBER 500CFM	\$ 595.00	\$ 233.00	\$ 61.00	
925-3312	HEPA AIR SCRUBBER 750CFM	\$ 674.00	\$ 298.00	\$ 74.00	
925-3314	HEPA AIR SCRUBBER 1200 TO 1400CFM	\$ 747.00	\$ 332.00	\$ 88.00	
925-3316	HEPA AIR SCRUBBER 2000CFM	\$ 1,099.00	\$ 382.00	\$ 105.00	
925-3318	HEPA AIR SCRUBBER 2400CFM	\$ 1,099.00	\$ 382.00	\$ 105.00	
925-3352	DEHUMIDIFIER LGR 60-80 PPD ELEC	\$ 386.00	\$ 166.00	\$ 44.00	
925-3354	DEHUMIDIFIER LGR 130-160 PPD ELEC	\$ 581.00	\$ 291.00	\$ 67.00	
925-3446	LPG/NG HEATER HOSE 3/4X50	\$ 74.00	\$ 26.00	\$ 9.00	ADD
925-3456	LPG/NG HEATER HOSE 1X50	\$ 93.00	\$ 33.00	\$ 13.00	
925-3523	PROPANE RADIANT HEATER TANK TOP	\$ 33.00	\$ 16.00	\$ 10.00	
925-4030	HEATER DUCT BLK 12X25 6P 300DEG	\$ 105.00	\$ 53.00	\$ 26.00	
925-4050	HEATER DUCT BLK 16X25 6P 300DEG	\$ 105.00	\$ 53.00	\$ 26.00	ADD
925-4060	HEATER DUCT BLK 20X25 6P 300DEG	\$ 105.00	\$ 53.00	\$ 26.00	ADD
925-4120	HVAC DUCTING BLK 12X8 4P	\$ 51.00	\$ 18.00	\$ 7.00	ADD
925-4125	HVAC DUCTING BLK 12X15 6P	\$ 59.00	\$ 24.00	\$ 10.00	
925-4130	HVAC DUCTING BLK 12X25 6P	\$ 73.00	\$ 30.00	\$ 13.00	
925-4145	HVAC DUCTING BLK 16X15 6P	\$ 98.00	\$ 39.00	\$ 15.00	
925-4150	HVAC DUCTING BLK 16X25 6P	\$ 98.00	\$ 39.00	\$ 15.00	
925-4155	HVAC DUCTING BLK 20X15 6P	\$ 98.00	\$ 39.00	\$ 15.00	
925-4160	HVAC DUCTING BLK 20X25 6P	\$ 176.00	\$ 59.00	\$ 20.00	
925-4170	HVAC DUCTING BLK 24X25 6P	\$ 176.00	\$ 59.00	\$ 20.00	
925-4230	HI HEAT DUCT BLK 12X25 6P 400/500 DEG	\$ 74.00	\$ 33.00	\$ 14.00	
925-4250	HI HEAT DUCT BLK 16X25 6P 400/500 DEG	\$ 176.00	\$ 88.00	\$ 44.00	
925-4260	HI HEAT DUCT BLK 20X25 6P 400/500 DEG	\$ 277.00	\$ 111.00	\$ 40.00	
925-4294	DUCT SLEEVE INSULATED YLW 12X25	\$ 195.00	\$ 67.00	\$ 23.00	ADD
925-4300	HVAC DUCTING YLW 8X15 6P	\$ 59.00	\$ 24.00	\$ 10.00	
925-4305	HVAC DUCTING YLW 8X25 6P	\$ 59.00	\$ 24.00	\$ 10.00	
925-4330	HVAC DUCTING YLW 12X25 6P	\$ 73.00	\$ 30.00	\$ 13.00	
925-4340	HVAC DUCTING YLW 14X25 6P	\$ 132.00	\$ 44.00	\$ 15.00	
925-4350	HVAC DUCTING YLW 16X25 6P	\$ 132.00	\$ 44.00	\$ 15.00	
925-4360	HVAC DUCTING YLW 20X25 6P	\$ 191.00	\$ 63.00	\$ 20.00	

925-4365	HVAC DUCTING YLW 24X25 6P	\$ 191.00	\$ 63.00	\$ 20.00	
925-4398	HVAC DUCTING WHT 8X8	\$ 59.00	\$ 24.00	\$ 10.00	
925-4400	HVAC DUCTING WHT 8X15 6P	\$ 59.00	\$ 24.00	\$ 10.00	
925-4405	HVAC DUCTING WHT 8X25 6P	\$ 59.00	\$ 24.00	\$ 10.00	
925-4412	HVAC DUCTING WHT 10X25	\$ 59.00	\$ 24.00	\$ 10.00	
925-4416	HVAC DUCTING WHT 12X8 4P	\$ 59.00	\$ 24.00	\$ 10.00	
925-4420	HVAC DUCTING WHT 12X10 6P	\$ 59.00	\$ 24.00	\$ 10.00	
925-4421	HVAC DUCTING WHT 12X10 SOLID	\$ 59.00	\$ 24.00	\$ 10.00	
925-4430	HVAC DUCTING WHT 12X25 6P	\$ 73.00	\$ 30.00	\$ 13.00	
925-4432	HVAC DUCTING WHT/WHT 12X25 4P	\$ 73.00	\$ 30.00	\$ 13.00	
925-4440	HVAC DUCTING WHT 14X25 6P	\$ 132.00	\$ 44.00	\$ 15.00	
925-4443	HVAC DUCTING WHT 16X8 6P	\$ 132.00	\$ 44.00	\$ 15.00	
925-4445	HVAC DUCTING WHT 16X15 6P	\$ 132.00	\$ 44.00	\$ 15.00	
925-4450	HVAC DUCTING WHT 16X25 6P	\$ 132.00	\$ 44.00	\$ 15.00	
925-4453	HVAC DUCTING WHT 18X25 6P	\$ 132.00	\$ 44.00	\$ 15.00	
925-4454	HVAC DUCTING WHT 20X10 7P	\$ 132.00	\$ 44.00	\$ 15.00	
925-4455	HVAC DUCTING WHT 20X15 6P	\$ 132.00	\$ 44.00	\$ 15.00	
925-4456	HVAC DUCTING WHT 20X15 3P	\$ 132.00	\$ 44.00	\$ 15.00	
925-4457	HVAC DUCTING WHT 20X25 7P	\$ 132.00	\$ 44.00	\$ 15.00	ADD
925-4459	HVAC DUCTING WHT/ORN 20X25 4P	\$ 132.00	\$ 44.00	\$ 15.00	ADD
925-4460	HVAC DUCTING WHT 20X25 6P	\$ 191.00	\$ 63.00	\$ 20.00	
925-4461	HVAC INSULATED DUCTING WHT 20X25 6P	\$ 191.00	\$ 63.00	\$ 20.00	ADD
925-4462	HVAC DUCTING WHT/WHT 20X25 4P	\$ 191.00	\$ 63.00	\$ 20.00	
925-4465	HVAC DUCTING BLUE 20X25 3P	\$ 191.00	\$ 63.00	\$ 20.00	
925-4498	AIRLINE COUPLER 8IN	\$ 47.00	\$ 16.00	\$ 6.00	ADD
925-4552	HVAC DUCT WYE ADAPTER 20	\$ 58.00	\$ 33.00	\$ 20.00	
925-4632	HVAC DUCT REDUCER 12X8	\$ 14.00	\$ 5.00	\$ 2.00	ADD
925-4663	HVAC DUCT WYE ADAPTER 20"X12"X12	\$ 58.00	\$ 33.00	\$ 20.00	
925-4710	REMOTE HEATER THERMOSTAT W/CORD	\$ 37.00	\$ 13.00	\$ 5.00	ADD
925-4990	CEILING TILE 24X24 F/8 DUCT	\$ 7.00	\$ 5.00	\$ 5.00	
925-5100	CEILING TILE ONLY 24X24 USED FOR 12IN DU	\$ 7.00	\$ 5.00	\$ 5.00	
925-5105	CEILING TILE KIT 24X24 WITH 12IN DUCT	\$ 7.00	\$ 5.00	\$ 5.00	
925-5106	CEILING TILE KIT 24X24 W/12 DUCT BLK	\$ 7.00	\$ 5.00	\$ 5.00	ADD
925-5110	CEILING TILE 24X24 USED FOR 16IN DUCT	\$ 7.00	\$ 5.00	\$ 5.00	
925-5140	CONDENSATE PUMP F/CP12 & CP18	\$ 42.00	\$ 15.00	\$ 6.00	ADD
925-5141	CONDENSATE PUMP F/D12	\$ 42.00	\$ 15.00	\$ 6.00	ADD
930-0100	TRASH CHUTE 30X4	\$ 78.00	\$ 38.00	\$ 19.00	
930-2016	MULTI POSITION CART F/ROTARY HAMMER	\$ 330.00	\$ 93.00	\$ 32.00	
930-2070	UTILITY CART/TRAILER NHS 4X6	\$ 174.00	\$ 93.00	\$ 33.00	
930-2073	TILT DEBRIS CART 1/2 CU YD MANUAL	\$ 264.00	\$ 91.00	\$ 32.00	
930-2076	TILT DEBRIS CART 1 CU YD MANUAL	\$ 328.00	\$ 125.00	\$ 35.00	
930-2078	DRYWALL/PANEL CART	\$ 230.00	\$ 80.00	\$ 27.00	
930-2220	HAND DOLLY W/O STRAP 400-700# CAP	\$ 52.00	\$ 24.00	\$ 13.00	
930-2222	APPLIANCE DOLLY W/STRAP 500-700# CAP	\$ 100.00	\$ 41.00	\$ 19.00	
930-2228	EQUIPMENT / APPLIANCE DOLLY 4 WHEEL	\$ 70.00	\$ 24.00	\$ 8.00	ADD
930-2236	FURNITURE/PIANO DOLLY 4 SWIVEL WHEEL	\$ 108.00	\$ 49.00	\$ 20.00	
930-2274	PALLET JACK	\$ 210.00	\$ 76.00	\$ 24.00	
930-3006	HYDRAULIC BOTTLE JACK 12T	\$ 63.00	\$ 21.00	\$ 7.00	

930-3015	HYDRAULIC BOTTLE JACK 22T	\$ 95.00	\$ 32.00	\$ 11.00	
930-3060	HYDRAULIC TOE JACK 10T	\$ 198.00	\$ 66.00	\$ 26.00	
930-3076	SCREW BOTTLE JACK 20 TON	\$ 95.00	\$ 32.00	\$ 11.00	
930-3404	BEAM CLAMP F/4-12 BEAM 3T CAP	\$ 238.00	\$ 86.00	\$ 33.00	
930-3406	BEAM CLAMP F/4-12 BEAM 5T CAP	\$ 343.00	\$ 116.00	\$ 39.00	
930-3599	ROAD PLATE LIFTING RING 1.25IN	\$ 28.00	\$ 10.00	\$ 5.00	
930-3600	ROAD PLATE SWIVEL LIFTING RING 1.25IN	\$ 65.00	\$ 23.00	\$ 10.00	
930-4016	ALUMINUM EXTENSION LADDER 32	\$ 237.00	\$ 79.00	\$ 26.00	
930-4020	ALUMINUM EXTENSION LADDER 40	\$ 316.00	\$ 105.00	\$ 35.00	
930-4068	WIDE STANCE ADJ LEG FBR EXT LADDER 24FT	\$ 249.00	\$ 83.00	\$ 30.00	
930-4072	WIDE STANCE ADJ LEG FBR EXT LADDER 28FT	\$ 249.00	\$ 83.00	\$ 30.00	
930-4074	FIBERGLASS EXTENSION LADDER 32	\$ 277.00	\$ 93.00	\$ 32.00	
930-4082	FIBERGLASS EXTENSION LADDER 40	\$ 395.00	\$ 132.00	\$ 44.00	
930-4084	WIDE STANCE ADJ LEG FBR EXT LADDER 40FT	\$ 434.00	\$ 147.00	\$ 49.00	
930-4162	FIBERGLASS STEP LADDER 12	\$ 277.00	\$ 93.00	\$ 32.00	
930-4166	FIBERGLASS STEP LADDER 16	\$ 395.00	\$ 132.00	\$ 44.00	
930-4244	FIBERGLASS STEP LADDER W/CAGE 4FT	\$ 166.00	\$ 59.00	\$ 20.00	
930-4246	FIBERGLASS STEP LADDER W/CAGE 6FT	\$ 166.00	\$ 59.00	\$ 20.00	
930-4248	FIBERGLASS STEP LADDER W/CAGE 8FT	\$ 210.00	\$ 73.00	\$ 24.00	
930-4250	FIBERGLASS STEP LADDER W/CAGE 10FT	\$ 249.00	\$ 83.00	\$ 30.00	
930-4252	ADJ FBR STEP CAGE LADDER W/WHL 5-9FT	\$ 239.00	\$ 78.00	\$ 24.00	
930-4254	ADJ FBR STEP CAGE LADDER W/WHL 8-14FT	\$ 264.00	\$ 88.00	\$ 30.00	
930-4256	SECTIONS OF TANK LADDER 5	\$ 49.00	\$ 18.00	\$ 8.00	
930-4310	ALUMINUM LADDER PLANK 16	\$ 198.00	\$ 66.00	\$ 22.00	
930-4312	ALUMINUM LADDER PLANK 20	\$ 228.00	\$ 79.00	\$ 28.00	
930-4314	ALUMINUM LADDER PLANK 24	\$ 277.00	\$ 93.00	\$ 32.00	
930-6010	SET OF PALLET FORKS 72 CL2	\$ 271.00	\$ 96.00	\$ 40.00	
930-6030	SET OF PALLET FORKS 72 CL3	\$ 238.00	\$ 106.00	\$ 43.00	
930-6036	SET OF PALLET FORKS 96 CL3	\$ 266.00	\$ 98.00	\$ 34.00	
930-6073	FORK EXTENSION (SET OF 2) 72IN	\$ 212.00	\$ 75.00	\$ 30.00	
930-6076	FORK EXTENSION (SET OF 2) 96IN (BLUE)	\$ 173.00	\$ 64.00	\$ 21.00	
930-6080	SET OF PALLET FORKS F/BUCKETS	\$ 235.00	\$ 97.00	\$ 37.00	
930-6095	CARPET POLE ATTACHMENT	\$ 233.00	\$ 80.00	\$ 25.00	
930-6140	TELEHANDLER BLOCK FORK 48	\$ 127.00	\$ 60.00	\$ 28.00	
930-6160	SKIDSTEER FORK FRAME SET 36 CL2	\$ 298.00	\$ 121.00	\$ 41.00	
930-6164	SKIDSTEER FRAME & FORK SET 42	\$ 311.00	\$ 105.00	\$ 44.00	
930-6166	SKIDSTEER FRAME & FORK SET 48 CL2	\$ 245.00	\$ 102.00	\$ 41.00	
930-6250	LIFT-N-TOW F/FORKLIFT VAR CAP 4-10K HOOK	\$ 132.00	\$ 71.00	\$ 18.00	
930-6252	SWIVEL LIFTING HOOK F/FORKLIFT VAR CAP	\$ 510.00	\$ 201.00	\$ 72.00	
930-6260	BOOM ARM F/HANDLER 8-15 4K MAX	\$ 703.00	\$ 219.00	\$ 105.00	
930-6265	TELESCOPING BOOM F/FORKLIFT 42-139	\$ 614.00	\$ 216.00	\$ 84.00	
930-6267	AERIAL LIFT CRIBBING BLOCK 0-8 STEP	\$ 153.00	\$ 51.00	\$ 24.00	
930-6272	GLASS PANEL CRADLE KIT F/BOOM LIFT	\$ 160.00	\$ 81.00	\$ 36.00	
930-6281	PLATFORM RAIL PADDING F/AERIAL LIFT	\$ 117.00	\$ 117.00	\$ 117.00	
930-6510	SOLID TIRE F/SKIDSTEER	\$ 402.00	\$ 163.00	\$ 67.00	
930-6520	TURF/FLOAT TIRE F/GEHL & JLG TELEHANDER	\$ 330.00	\$ 163.00	\$ 39.00	ADD
930-6524	TURF/FLOAT TIRE F/TELEHANDLER	\$ 330.00	\$ 163.00	\$ 39.00	
930-6530	TURF/FLOAT TIRE F/TRUCKS	\$ 330.00	\$ 163.00	\$ 39.00	ADD

930-7636	FORK SLIP ON BUCKET SMOOTH 72IN 1-1/2YD	\$ 315.00	\$ 110.00	\$ 28.00	
930-7642	FORK SLIP ON BUCKET SMOOTH 96IN 1-3/4YD	\$ 290.00	\$ 111.00	\$ 44.00	
930-7761	SKIDSTEER/CRAWLER BUCKET SMOOTH 66-68IN	\$ 352.00	\$ 141.00	\$ 50.00	
930-7763	SKIDSTEER/CRAWLER BUCKET SMOOTH 72-74IN	\$ 352.00	\$ 141.00	\$ 50.00	
930-7778	SKIDSTEER/CRAWLER BUCKET TOOTH 66-68IN	\$ 352.00	\$ 141.00	\$ 50.00	
930-7781	SKIDSTEER/CRAWLER BUCKET TOOTH 72-74IN	\$ 352.00	\$ 141.00	\$ 50.00	
930-7912	EXCAVATOR THUMB ATTACHMENT HYDRAULIC	\$ 352.00	\$ 141.00	\$ 50.00	
930-9110	GROUND PROTECTION MAT 4X8 DUAL SIDE	\$ 49.00	\$ 35.00	\$ 18.00	
930-9115	GROUND PROTECTION MAT 10X7 DUAL SIDE	\$ 101.00	\$ 47.00	\$ 36.00	
930-9117	GROUND PROTECTION MAT HD 14X7 DUAL SIDE	\$ 105.00	\$ 49.00	\$ 40.00	
930-9122	GROUND PROTECTION MAT LOCK PLATE 2 WAY	\$ 5.00	\$ 2.00	\$ 1.00	ADD
930-9124	GROUND PROTECTION MAT LOCK PLATE 4 WAY	\$ 5.00	\$ 2.00	\$ 1.00	ADD
930-9130	GROUND PROTECTION MAT TOOL KIT	\$ 172.00	\$ 60.00	\$ 21.00	
930-9140	GROUND MAT RAMP F/10X7 36 UNDER FLANGE	\$ 18.00	\$ 8.00	\$ 5.00	
930-9141	GROUND MAT RAMP F/10X7 36 OVER FLANGE	\$ 18.00	\$ 8.00	\$ 5.00	
930-9522	SUCTION CUP 8	\$ 83.00	\$ 40.00	\$ 19.00	
931-5002	SCAFFOLD STEP FRAME 1-5/8 5X3	\$ 27.00	\$ 11.00	\$ 6.00	
931-5004	SCAFFOLD STEP FRAME 1-5/8 5X5	\$ 25.00	\$ 14.00	\$ 8.00	
931-5028	SCAFFOLD LADDER FRAME 1-5/8 28X6	\$ 28.00	\$ 11.00	\$ 6.00	
931-5035	SCAFFOLD WALK THRU FRAME 1-5/8 5X6.5	\$ 23.00	\$ 7.00	\$ 5.00	
931-5050	SCAFFOLD CROSS BRACE W/HOLE 7X27 SPACE	\$ 10.00	\$ 5.00	\$ 2.00	
931-5054	SCAFFOLD CROSS BRACE W/HOLE 10X27 SPACE	\$ 8.00	\$ 4.00	\$ 1.00	
931-5056	SCAFFOLD CROSS BRACE W/NOTCH 10X27 SPACE	\$ 11.00	\$ 7.00	\$ 6.00	
931-5092	SCAFFOLD OUTRIGGER 30	\$ 11.00	\$ 7.00	\$ 3.00	
931-5100	SCAFFOLD BASE PLATE	\$ 14.00	\$ 5.00	\$ 2.00	ADD
931-5103	SCAFFOLD LEVELING JACK W/O BASE PLATE	\$ 12.00	\$ 6.00	\$ 4.00	
931-5106	SCAFFOLD LEVELING JACK W/BASE PLATE	\$ 16.00	\$ 8.00	\$ 7.00	
931-5118	SCAFFOLD STACKING PIN W/COLLAR 9	\$ 11.00	\$ 4.00	\$ 1.00	ADD
931-5142	SCAFFOLD END SAFETY PANEL W/TOEBOARD 5	\$ 12.00	\$ 7.00	\$ 3.00	
931-5146	SCAFFOLD SIDE SAFETY PANEL 7	\$ 16.00	\$ 7.00	\$ 3.00	
931-5148	SCAFFOLD SIDE SAFETY PANEL 10	\$ 12.00	\$ 7.00	\$ 3.00	
931-5156	SCAFFOLD SIDE TOEBOARD 7	\$ 11.00	\$ 4.00	\$ 2.00	
931-5160	SCAFFOLD SIDE TOEBOARD 10	\$ 15.00	\$ 6.00	\$ 2.00	
931-5176	SCAFFOLD CASTER 8	\$ 17.00	\$ 8.00	\$ 6.00	
931-5190	SHORING POST ADJ 6-10 FT	\$ 69.00	\$ 38.00	\$ 19.00	
931-5193	SHORING POST ADJ 7-13 FT	\$ 67.00	\$ 40.00	\$ 20.00	
931-5210	SCAFFOLD WALKBOARD 7	\$ 31.00	\$ 12.00	\$ 6.00	
931-5215	SCAFFOLD WALKBOARD 10	\$ 39.00	\$ 20.00	\$ 11.00	
931-5250	UTILITY SCAFFOLD FRAME 65X29	\$ 31.00	\$ 16.00	\$ 10.00	
931-5252	UTILITY SCAFFOLD ARM BRACE 6	\$ 23.00	\$ 12.00	\$ 7.00	
931-5254	UTILITY SCAFFOLD CASTER 5	\$ 8.00	\$ 3.00	\$ 2.00	
931-5256	UTILITY SCAFFOLD OUTRIGGER 18	\$ 17.00	\$ 6.00	\$ 2.00	ADD
931-5258	UTILITY SCAFFOLD GUARD RAIL SET	\$ 11.00	\$ 4.00	\$ 1.00	ADD
931-5260	UTILITY SCAFFOLD DECK WOOD 6	\$ 30.00	\$ 17.00	\$ 7.00	
931-5408	EA POLE F/ALUM PUMP JACK SYST 24	\$ 114.00	\$ 44.00	\$ 16.00	
931-5410	EA PUMP JACK F/ALUM PUMP JACK SYST	\$ 161.00	\$ 64.00	\$ 17.00	
931-5423	NEST ALUM LADDER PLANK 20X16	\$ 214.00	\$ 86.00	\$ 21.00	
931-5426	NEST ALUM LADDER PLANK 20X24	\$ 233.00	\$ 96.00	\$ 26.00	

931-5863	UTILITY SCAFFOLD UNIT 6 HIGH 6X29	\$ 140.00	\$ 48.00	\$ 17.00	ADD
932-1010	SHORING RELEASE TOOL 48IN	\$ 32.00	\$ 11.00	\$ 5.00	
932-2045	SHORING SHEETING 4FT ALUMINUM	\$ 9.00	\$ 5.00	\$ 2.00	
932-2050	SHORING SHEETING 6FT ALUMINUM	\$ 15.00	\$ 10.00	\$ 5.00	
932-2055	SHORING SHEETING 8FT ALUMINUM	\$ 19.00	\$ 11.00	\$ 6.00	
932-4010	CYLINDER 2846	\$ 37.00	\$ 13.00	\$ 5.00	ADD
932-4035	CYLINDER 3455	\$ 56.00	\$ 20.00	\$ 7.00	ADD
932-4040	CYLINDER 4064	\$ 56.00	\$ 20.00	\$ 7.00	ADD
932-4045	CYLINDER 5288	\$ 56.00	\$ 20.00	\$ 7.00	ADD
932-4055	EXTENSION 24INALUMINUM	\$ 37.00	\$ 13.00	\$ 5.00	ADD
932-4070	FINFORM 10FT	\$ 97.00	\$ 34.00	\$ 11.00	
932-4075	FINFORM 12FT	\$ 119.00	\$ 42.00	\$ 14.00	
932-4095	FINFORM 8FT	\$ 79.00	\$ 28.00	\$ 10.00	
932-7060	STEEL PLATE 4FTX4FTX1IN	\$ 51.00	\$ 15.00	\$ 5.00	
932-7080	STEEL PLATE 4FTX8FTX1IN	\$ 98.00	\$ 26.00	\$ 7.00	
932-7170	STEEL PLATE 5FTX8FTX1IN	\$ 101.00	\$ 27.00	\$ 7.00	
932-7180	STEEL PLATE 5FTX10FTX1IN	\$ 125.00	\$ 35.00	\$ 10.00	
932-7240	STEEL PLATE 6FTX8FTX1IN	\$ 130.00	\$ 37.00	\$ 11.00	
932-7250	STEEL PLATE 6FTX10FTX1IN	\$ 135.00	\$ 39.00	\$ 12.00	
932-7320	STEEL PLATE 8FTX10FTX1IN	\$ 154.00	\$ 42.00	\$ 13.00	
932-7330	STEEL PLATE 8FTX12FTX1IN	\$ 184.00	\$ 51.00	\$ 14.00	
932-7336	STEEL PLATE 8FTX12FTX1.5IN	\$ 330.00	\$ 88.00	\$ 23.00	
932-7356	STEEL PLATE 8FTX16FTX1.5IN	\$ 405.00	\$ 106.00	\$ 28.00	
932-7370	STEEL PLATE 8FTX20FTX1IN	\$ 299.00	\$ 79.00	\$ 20.00	
932-7500	TIRE CLEANER 8X10FT SOLID RUMBLE PLATE	\$ 232.00	\$ 82.00	\$ 20.00	
940-0160	CABLE 10/4 50FT 30A	\$ 32.00	\$ 11.00	\$ 4.00	
940-0265	CABLE 8/5 50FT BARE	\$ 31.00	\$ 11.00	\$ 11.00	
940-0516	CABLE 2 50FT CAMLOCK 5 BANDED	\$ 148.00	\$ 72.00	\$ 32.00	
940-0570	FEMALE PIGTAIL 2 UNDER 10FT	\$ 39.00	\$ 20.00	\$ 7.00	
940-0571	FEMALE PIGTAIL 2 UNDER 10FT 5 BANDED	\$ 39.00	\$ 20.00	\$ 7.00	
940-0575	MALE PIGTAIL 2 UNDER 10FT	\$ 39.00	\$ 20.00	\$ 7.00	
940-0576	MALE PIGTAIL 2 UNDER 10FT 5 BANDED	\$ 39.00	\$ 20.00	\$ 7.00	
940-0715	CABLE 2/0 50FT CAMLOCK	\$ 140.00	\$ 67.00	\$ 26.00	
940-0720	CABLE 2/0 100FT CAMLOCK	\$ 222.00	\$ 104.00	\$ 45.00	
940-0770	FEMALE PIGTAIL 2/0 UNDER 10FT	\$ 14.00	\$ 7.00	\$ 3.00	
940-0775	MALE PIGTAIL 2/0 UNDER 10FT	\$ 14.00	\$ 7.00	\$ 3.00	
940-0805	CABLE 4/0 10FT CAMLOCK	\$ 14.00	\$ 7.00	\$ 3.00	ADD
940-0810	CABLE 4/0 25FT CAMLOCK	\$ 23.00	\$ 10.00	\$ 8.00	
940-0815	CABLE 4/0 50FT CAMLOCK	\$ 123.00	\$ 63.00	\$ 22.00	
940-0820	CABLE 4/0 100FT CAMLOCK	\$ 129.00	\$ 65.00	\$ 33.00	
940-0870	FEMALE PIGTAIL 4/0 UNDER 10FT	\$ 15.00	\$ 7.00	\$ 2.00	
940-0880	MALE PIGTAIL 4/0 UNDER 10FT	\$ 15.00	\$ 7.00	\$ 2.00	
940-2120	DISTRO BOX 100A CAM SET IN/5X20A OUT	\$ 251.00	\$ 109.00	\$ 61.00	
940-2123	DISTRO BOX 100A CAM SET IN/12X20A OUT	\$ 251.00	\$ 109.00	\$ 61.00	
940-2256	DISTRO BOX 200A CAM SET IN/6X50A CS	\$ 440.00	\$ 176.00	\$ 71.00	
940-2305	DISTRO BOX 400A CAM SET IN/6X50A CS	\$ 697.00	\$ 351.00	\$ 92.00	
940-2312	DISTRO BOX 400A CAM SET IN/10X50A CS	\$ 1,079.00	\$ 547.00	\$ 189.00	
940-2514	SPIDER BOX CABLE 6/4 50FT 50A CS	\$ 131.00	\$ 60.00	\$ 21.00	

940-2516	SPIDER BOX CABLE 6/4 100FT 50A CS	\$ 243.00	\$ 116.00	\$ 39.00	
940-2520	SPIDER BOX 50A CS IN/6X20A STR/1X30A TL	\$ 209.00	\$ 102.00	\$ 37.00	
940-2610	QUAD BOX STRING 3 BOX 20A 50' W/L2120	\$ 179.00	\$ 54.00	\$ 22.00	
940-2626	QUAD BOX STRING 3 BOX 30A 50' W/L2130	\$ 179.00	\$ 54.00	\$ 22.00	
940-2640	QUAD BOX CABLE 12/5 50FT L2120	\$ 89.00	\$ 36.00	\$ 14.00	
940-2642	QUAD BOX CABLE 12/5 100FT L2120	\$ 132.00	\$ 50.00	\$ 26.00	
940-2652	QUAD BOX CABLE 10/5 50FT L2130	\$ 89.00	\$ 35.00	\$ 14.00	
940-2654	QUAD BOX CABLE 10/5 100FT L2130	\$ 175.00	\$ 53.00	\$ 22.00	
940-2714	EXTENSION CORD 12/3 50FT	\$ 47.00	\$ 21.00	\$ 12.00	
940-2716	EXTENSION CORD 12/3 100FT	\$ 60.00	\$ 24.00	\$ 11.00	
940-2724	EXTENSION CORD 10/3 50FT 15AMP NEMA 5-15	\$ 61.00	\$ 23.00	\$ 10.00	
940-2906	ADAPTER CABLE 50A M TO F RV PLUG	\$ 28.00	\$ 9.00	\$ 3.00	ADD
940-2910	ADAPTER CABLE M STRT TO F TWIST	\$ 18.00	\$ 7.00	\$ 2.00	ADD
940-2912	ADAPTER CABLE F STRT TO M TWIST	\$ 18.00	\$ 7.00	\$ 2.00	ADD
940-2914	TURNAROUND ADAPTER F CAM	\$ 41.00	\$ 14.00	\$ 5.00	ADD
940-2916	TURNAROUND ADAPTER M CAM	\$ 41.00	\$ 14.00	\$ 5.00	ADD
940-2922	CABLE WYE ADAPTER MFF STRT	\$ 33.00	\$ 11.00	\$ 4.00	ADD
940-2924	CABLE WYE ADAPTER MFF TWIST	\$ 33.00	\$ 11.00	\$ 4.00	ADD
940-2970	CABLE RAMP	\$ 63.00	\$ 28.00	\$ 15.00	
940-2971	ADA COMPLIANT CABLE RAMPS	\$ 112.00	\$ 38.00	\$ 13.00	ADD
940-4000	SOLAR BATTERY CHARGER/MAINTAINER	\$ 150.00	\$ 50.00	\$ 17.00	
940-5000	DRONE BATTERY 1 (RR)	\$ 698.00	\$ 177.00	\$ 45.00	
940-5020	DRONE BATTERY 2 (RR)	\$ 349.00	\$ 89.00	\$ 22.00	
940-5040	DRONE BATTERY 3 (RR)	\$ 172.00	\$ 45.00	\$ 12.00	
940-5060	DRONE ACCESSORY 1 (RR)	\$ 197.00	\$ 49.00	\$ 16.00	
940-5080	DRONE ACCESSORY 2 (RR)	\$ 57.00	\$ 27.00	\$ 11.00	
950-2015	SLING 8FT 4 LEG CHAIN	\$ 84.00	\$ 30.00	\$ 10.00	
950-2017	SLING 8FT 4LEG CABLE	\$ 84.00	\$ 30.00	\$ 10.00	



**2019000318-10 Equipment Rentals and Related Product Services**  
**Exhibit A.5 - Gold Additional Equipment**

Cat Class	Description	Month	Week	Day	Type
100-1050	ROTARY HAMMER 1/4-1 IN SDS BATTERY	\$ 390.00	\$ 184.00	\$ 51.00	
100-1090	ROTARY HAMMER 3/16-3/4IN SDS PLUS ELEC	\$ 390.00	\$ 184.00	\$ 51.00	
100-1110	ROTARY HAMMER SDS MAX COMBO 1-9/16IN BAT	\$ 390.00	\$ 184.00	\$ 51.00	
100-1140	ROTARY HAMMER SDS MAX COMBO 1/2-6IN ELEC	\$ 467.00	\$ 220.00	\$ 62.00	
100-1150	ROTARY HAMMER SDS MAX COMBO 1/2-3IN ELEC	\$ 467.00	\$ 220.00	\$ 62.00	
100-1250	BREAKER 20-24LB ELEC DEMO HAMMER	\$ 467.00	\$ 220.00	\$ 62.00	
100-1260	BREAKER 25-29LB ELEC	\$ 540.00	\$ 255.00	\$ 72.00	
100-1270	BREAKER 30-39LB ELEC	\$ 662.00	\$ 310.00	\$ 89.00	
100-1275	BREAKER 30-39LB BATTERY	\$ 779.00	\$ 369.00	\$ 104.00	
100-1300	BREAKER 60-69LB ELEC	\$ 779.00	\$ 369.00	\$ 104.00	
100-1320	CART FOR ELECTRIC BREAKER	\$ 506.00	\$ 239.00	\$ 68.00	
100-1410	CONCRETE SCANNER IMAGE DETECTION SYSTEM	\$ 4,800.00	\$1,677.00	\$ 570.00	
100-1420	CORE DRILL UP TO 3IN HAND HELD ELEC	\$ 673.00	\$ 350.00	\$ 98.00	
100-1440	CORE DRILL UPTO 6IN HAND HELD/STAND ELEC	\$ 720.00	\$ 365.00	\$ 104.00	
100-1441	CORE DRILL UPTO 6IN HAND HELD/BATTERY	\$ 720.00	\$ 365.00	\$ 104.00	
100-1470	CORE DRILL UP TO 12IN STAND ELEC	\$ 875.00	\$ 410.00	\$ 119.00	
100-1550	DRILL 1/2IN ELEC	\$ 156.00	\$ 73.00	\$ 20.00	
100-1570	DRILL 3/8IN BATTERY	\$ 156.00	\$ 73.00	\$ 20.00	
100-1620	CONCRETE MIXER 3-5CU. FT. PORTABLE ELEC	\$ 467.00	\$ 221.00	\$ 62.00	
100-1690	CONCRETE MIXER 9 CU. FT. TOWABLE GAS	\$ 730.00	\$ 345.00	\$ 98.00	
100-1710	CONCRETE MIXER 12 CU. FT. TOWABLE GAS	\$ 795.00	\$ 380.00	\$ 105.00	
100-1720	MORTAR MIXER 4 CU. FT. PORTABLE ELEC	\$ 506.00	\$ 239.00	\$ 68.00	
100-1740	MORTAR MIXER 6 CU. FT. TOWABLE GAS	\$ 730.00	\$ 345.00	\$ 98.00	
100-1750	MORTAR MIXER 7 CU. FT. TOWABLE GAS	\$ 730.00	\$ 345.00	\$ 98.00	
100-1760	MORTAR MIXER 8 CU. FT. TOWABLE GAS	\$ 730.00	\$ 345.00	\$ 98.00	
100-1770	MORTAR MIXER 9 CU. FT. TOWABLE GAS	\$ 730.00	\$ 345.00	\$ 98.00	
100-1780	MORTAR MIXER 12 CU. FT. TOWABLE GAS	\$ 780.00	\$ 370.00	\$ 109.00	
100-1805	TILT DEBRIS CART 650LB TRACK GAS	\$ 1,035.00	\$ 495.00	\$ 140.00	
100-1807	POWER WAGON W/SIDES 13 CU FT BATTERY	\$ 680.00	\$ 337.00	\$ 114.00	ADD
100-1850	CONCRETE W/B PUSH BUGGY 6 CU FT	\$ 194.00	\$ 92.00	\$ 26.00	
100-1862	CONCRETE WHEEL BUGGY 8-10 CU FT BATT	\$ 675.00	\$ 301.00	\$ 104.00	
100-1864	CONCRETE WHEEL BUGGY 11-12 CU FT BATT	\$ 1,035.00	\$ 430.00	\$ 165.00	
100-1865	CONCRETE WHEEL BUGGY 16 CU FT. LPG	\$ 1,370.00	\$ 640.00	\$ 190.00	
100-1870	CONCRETE WHEEL BUGGY 16 CU FT GAS	\$ 945.00	\$ 510.00	\$ 165.00	
100-1885	CONCRETE TRACK BUGGY 12 CU FT GAS	\$ 1,370.00	\$ 655.00	\$ 190.00	
100-1890	CONCRETE TRACK BUGGY 16 CU FT GAS	\$ 1,370.00	\$ 655.00	\$ 190.00	
100-1895	CONCRETE TRACK BUGGY 16CU FT SWIVEL GAS	\$ 1,775.00	\$ 875.00	\$ 225.00	
100-1910	CONCRETE BUCKET 3/4 YD	\$ 312.00	\$ 119.00	\$ 47.00	
100-1920	CONCRETE BUCKET 1 YD	\$ 312.00	\$ 119.00	\$ 47.00	
100-1930	CONCRETE BUCKET 1-1/2 YD	\$ 445.00	\$ 165.00	\$ 68.00	
100-1940	CONCRETE BUCKET 2 YD	\$ 462.00	\$ 203.00	\$ 78.00	
100-1950	CUTTER REBAR UP TO 1 IN	\$ 506.00	\$ 239.00	\$ 68.00	
100-2110	CONCRETE VIBRATOR 1HP ELEC	\$ 500.00	\$ 235.00	\$ 65.00	

100-2120	CONCRETE VIBRATOR 2HP ELEC	\$ 500.00	\$ 235.00	\$ 65.00	
100-2130	CONCRETE VIBRATOR 3HP ELEC	\$ 500.00	\$ 235.00	\$ 65.00	
100-2230	HIGH FREQ INTERNAL CONCRETE VIBRATOR	\$ 662.00	\$ 314.00	\$ 89.00	
100-2360	CONCRETE VIBRATOR BACKPACK GAS	\$ 546.00	\$ 258.00	\$ 72.00	
100-2500	CONCRETE SCREED PORTABLE 10-16FT GAS	\$ 615.00	\$ 295.00	\$ 83.00	
100-2595	CONCRETE TROWEL MACHINE 24IN W/B GAS	\$ 650.00	\$ 314.00	\$ 89.00	
100-2600	CONCRETE TROWEL MACHINE 36IN W/B GAS	\$ 650.00	\$ 314.00	\$ 89.00	
100-2610	CONCRETE TROWEL MACHINE 46IN W/B GAS	\$ 700.00	\$ 345.00	\$ 98.00	
100-2620	CONCRETE TROWEL MACHINE 48IN W/B GAS	\$ 700.00	\$ 345.00	\$ 98.00	
100-2650	CONCRETE TROWEL 72-96 POWER RIDE-ON GAS	\$ 1,947.00	\$ 890.00	\$ 259.00	
100-2700	CONCRETE CUTOFF SAW 12IN DUSTLES HH ELEC	\$ 467.00	\$ 221.00	\$ 62.00	
100-2705	CONCRETE CUTOFF SAW 12IN HAND HELD BATT	\$ 716.00	\$ 309.00	\$ 95.00	
100-2710	CONCRETE CUTOFF SAW 14IN HAND HELD ELEC	\$ 467.00	\$ 221.00	\$ 62.00	
100-2720	CONCRETE CUTOFF SAW 12IN HAND HELD GAS	\$ 583.00	\$ 270.00	\$ 78.00	
100-2730	CONCRETE CUTOFF SAW 14IN HAND HELD GAS	\$ 583.00	\$ 270.00	\$ 78.00	
100-2740	CONCRETE CUTOFF SAW 16IN HAND HELD GAS	\$ 655.00	\$ 300.00	\$ 89.00	
100-2775	CONCRETE CUTNBRK SAW 14IN HAND HELD ELEC	\$ 506.00	\$ 230.00	\$ 65.00	
100-2780	CONCRETE CUTNBRK SAW 16IN HAND HELD GAS	\$ 583.00	\$ 276.00	\$ 78.00	
100-2810	CONCRETE PUSH 20IN W/B SAW 10-19 HP GAS	\$ 660.00	\$ 314.00	\$ 89.00	
100-2820	CONCRETE SP 20IN W/B SAW 10-19 HP GAS	\$ 940.00	\$ 445.00	\$ 130.00	
100-2840	CONCRETE SP 24IN W/B SAW 20-29 HP GAS	\$ 1,140.00	\$ 540.00	\$ 155.00	
100-2850	CONCRETE SP 30IN W/B SAW 30-39 HP GAS	\$ 1,600.00	\$ 765.00	\$ 250.00	
100-2870	CONCRETE PUSH WB SAW 0-9 HP ELEC 240V 1P	\$ 779.00	\$ 369.00	\$ 104.00	
100-2895	CONCRETE SELFPROP W/B SAW 20-29 HP LPN	\$ 1,220.00	\$ 575.00	\$ 165.00	
100-2910	CONCRETE SP 36IN W/B SAW 40-49 HP DSL	\$ 1,900.00	\$ 890.00	\$ 320.00	
100-2925	CONCRETE SELFPROP W/B SAW 70 - 79 HP DSL	\$ 2,560.00	\$1,239.00	\$ 490.00	
100-2950	CONCRETE EARLY ENTRY SAW PUSH 6IN GAS	\$ 1,051.00	\$ 475.00	\$ 135.00	
100-3070	CONCRETE BRICK SAW 14IN ELEC	\$ 701.00	\$ 331.00	\$ 93.00	
100-3080	CONCRETE BRICK SAW 14IN GAS	\$ 701.00	\$ 331.00	\$ 93.00	
100-3220	TILE AND STONE COMBICUT SAW 10IN ELEC	\$ 506.00	\$ 239.00	\$ 68.00	
100-3230	TILE SAW UP TO 10IN ELEC	\$ 506.00	\$ 239.00	\$ 68.00	
100-3410	CURB MOLDING MACHINE GAS	\$ 2,505.00	\$1,130.00	\$ 405.00	
100-4000	FLOOR SCRAPER W/B 120LB ELEC	\$ 1,085.00	\$ 482.00	\$ 120.00	
100-4025	FLOOR SCRAPER W/B 500LB ELEC/HYDRAULIC	\$ 3,310.00	\$1,422.00	\$ 475.00	
100-4030	FLOOR SCRAPER RIDE-ON BATTERY 2300LB	\$ 5,860.00	\$2,993.00	\$1,000.00	
100-4035	FLOOR SCRAPER RIDE-ON BATTERY 2800LB	\$ 7,880.00	\$3,885.00	\$1,350.00	
100-4040	FLOOR SCRAPER RIDE-ON 2850LB LP	\$ 8,972.00	\$3,885.00	\$1,350.00	
100-4220	GRINDER CONCRETE FLOOR 22IN DUAL115/230V	\$ 1,169.00	\$ 589.00	\$ 156.00	
100-4230	GRINDER CONCRETE FLOOR 9-11" SINGLE 115V	\$ 973.00	\$ 490.00	\$ 130.00	
100-4235	GRINDER CONCRETE EDGE 7IN 115V 1PH	\$ 970.00	\$ 480.00	\$ 130.00	
100-4236	GRINDER CONCRETE EDGE 11IN 230V 1PH	\$ 1,730.00	\$ 750.00	\$ 175.00	
100-4237	GRINDER CONCRETE FLOOR 18IN SINGLE 120V	\$ 1,875.00	\$ 945.00	\$ 250.00	
100-4239	GRINDER CONCRETE FLOOR 16IN 240V 1PH	\$ 1,750.00	\$ 760.00	\$ 195.00	
100-4250	GRINDER CONCRETE FLOOR 10IN SINGLE GAS	\$ 1,169.00	\$ 589.00	\$ 156.00	
100-4255	GRINDER CONCRETE FLOOR 16IN GAS	\$ 1,875.00	\$ 945.00	\$ 250.00	
100-4260	GRINDER CONCRETE FLOOR 22IN DUAL GAS	\$ 1,169.00	\$ 589.00	\$ 156.00	
100-4275	GRINDER CONCRETE FLOOR 20IN 240V 1PH	\$ 2,680.00	\$1,155.00	\$ 345.00	
100-4281	GRINDER CONCRETE FLOOR 26IN LPG	\$ 4,285.00	\$1,725.00	\$ 495.00	

100-4282	GRINDER CONCRETE FLOOR 32IN 480V 3PH MAN	\$ 6,495.00	\$2,100.00	\$ 660.00	
100-4290	GRINDER CONCRETE CEILING W/HEPA VAC 120V	\$ 281.00	\$ 171.00	\$ 55.00	
100-4295	CONCRETE SCARIFIER PLANER 8IN 115V	\$ 2,175.00	\$1,050.00	\$ 310.00	
100-4300	CONCRETE SCARIFIER PLANER 8IN 230V 1PH	\$ 2,175.00	\$1,050.00	\$ 310.00	
100-4310	CONCRETE SCARIFIER PLANER 8IN GAS	\$ 2,175.00	\$1,050.00	\$ 310.00	
100-4320	CONCRETE SCARIFIER PLANER 10IN GAS	\$ 2,235.00	\$1,135.00	\$ 312.00	
100-4400	SCABBLER HANDHELD AIR	\$ 434.00	\$ 185.00	\$ 62.00	
100-4410	SCABBLER WALK BEHIND 29 IN AIR	\$ 1,163.00	\$ 573.00	\$ 259.00	
100-4510	GRINDER DIE 2-1/2 IN ELEC	\$ 75.00	\$ 40.00	\$ 15.00	
100-4560	GRINDER POLISH DIAMOND 5IN DUSTLESS ELEC	\$ 300.00	\$ 130.00	\$ 54.00	
100-4570	GRINDER DIAMOND 6IN DUSTLESS ELEC	\$ 895.00	\$ 424.00	\$ 119.00	
100-4620	FLOOR SCALER CHISEL AIR	\$ 275.00	\$ 113.00	\$ 41.00	
100-4630	SCALER NEEDLE SCALER FLUX AIR	\$ 156.00	\$ 59.00	\$ 20.00	
100-4700	SHOT BLASTER CONCRETE 8 IN 120V W/B	\$ 2,532.00	\$1,350.00	\$ 425.00	
100-4705	SHOT BLASTER CONCRETE 10IN 240V 3PH W/B	\$ 6,041.00	\$1,915.00	\$ 958.00	
100-4810	GRINDER R-ANGLE 4-1/2IN ELEC	\$ 82.00	\$ 41.00	\$ 16.00	
100-4820	GRINDER RIGHT ANGLE 5 IN ELEC	\$ 82.00	\$ 41.00	\$ 16.00	
100-4840	GRINDER RIGHT ANGLE 7 IN ELEC	\$ 82.00	\$ 41.00	\$ 16.00	
100-4970	SANDER DISC 7 IN ELEC	\$ 115.00	\$ 54.00	\$ 15.00	
100-5020	SANDER ORBITAL 12 IN FLOOR DUST CONTROL	\$ 467.00	\$ 235.00	\$ 62.00	
100-5060	SANDER DRYWALL 9 IN HEAD 62 IN REACH	\$ 390.00	\$ 184.00	\$ 51.00	
100-5160	ABRASIVE BLASTING POT 3.5 CU FT	\$ 605.00	\$ 265.00	\$ 93.00	
100-5165	ABRASIVE BLASTING POT 6.5 CU FT	\$ 1,701.00	\$ 450.00	\$ 160.00	
100-5210	NAILER FLOORING AIR	\$ 284.00	\$ 145.00	\$ 41.00	
100-5300	SANDER ORBITAL 12 IN FLOOR	\$ 450.00	\$ 235.00	\$ 62.00	
100-5310	SANDER DRUM 8 IN ELECTRIC	\$ 450.00	\$ 235.00	\$ 62.00	
100-5320	SANDER FLOOR EDGER 7 IN ELECTRIC	\$ 312.00	\$ 157.00	\$ 41.00	
100-5400	BUFFER 13IN ELECTRIC	\$ 270.00	\$ 135.00	\$ 37.00	
100-5410	BUFFER 17IN ONE SPEED 175 RPM 120V	\$ 390.00	\$ 196.00	\$ 51.00	
100-5420	BUFFER 20IN DUAL SPEED 175/320 RPM 120V	\$ 455.00	\$ 235.00	\$ 62.00	
100-5430	BURNISHER 20IN HIGH SPEED ELECTRIC	\$ 455.00	\$ 235.00	\$ 62.00	
100-5435	BURNISHER 28IN HIGH SPEED LP	\$ 1,438.00	\$ 508.00	\$ 260.00	
100-5500	SPRAYER PAINT STANDARD AIRLESS	\$ 645.00	\$ 364.00	\$ 104.00	
100-5510	SPRAYER PAINT MEDIUM AIRLESS	\$ 583.00	\$ 276.00	\$ 78.00	
100-5515	SPRAYER PAINT PAVEMENT STRIPER GAS	\$ 1,607.00	\$ 830.00	\$ 219.00	
100-5620	NAILER FRAMING AIR	\$ 234.00	\$ 110.00	\$ 30.00	
100-5630	NAILER FINISHING AIR	\$ 234.00	\$ 110.00	\$ 30.00	
100-5640	NAILER ROOFING AIR	\$ 234.00	\$ 110.00	\$ 30.00	
100-5650	STAPLER FLOORING AIR	\$ 230.00	\$ 110.00	\$ 30.00	
100-5670	NAILER SIDING AIR	\$ 234.00	\$ 110.00	\$ 30.00	
100-6000	DRILL 1/2 IN RIGHT ANGLE ELECTRIC	\$ 194.00	\$ 90.00	\$ 26.00	
100-6100	SCREWGUN	\$ 85.00	\$ 45.00	\$ 15.00	
100-6200	PLANER BENCH 12 IN ELEC	\$ 420.00	\$ 230.00	\$ 78.00	
100-6510	SAW CIRCULAR 7 1/4IN BLADE ELEC	\$ 155.00	\$ 70.00	\$ 20.00	
100-6530	SAW CIRCULAR 16 IN ELEC	\$ 385.00	\$ 184.00	\$ 51.00	
100-6540	SAW WORM DRIVE TYPE 7-1/4IN ELEC	\$ 155.00	\$ 70.00	\$ 20.00	
100-6570	SAW RECIPROCATING HAND ELEC	\$ 155.00	\$ 70.00	\$ 20.00	
100-6620	SAW MITER SLIDE COMPOUND 12 IN ELEC	\$ 345.00	\$ 165.00	\$ 47.00	

100-6640	SAW CHOP 14IN BLADE ELEC	\$ 312.00	\$ 147.00	\$ 41.00	
100-6650	SAW TABLE 10IN BLADE ELEC	\$ 350.00	\$ 165.00	\$ 47.00	
100-6710	SAW BANDSAW HAND ELEC	\$ 305.00	\$ 145.00	\$ 41.00	
100-6810	STUD GUN FASTNER POWDER FIRED	\$ 350.00	\$ 165.00	\$ 47.00	
100-7010	WALLPAPER REMOVER LARGE	\$ 270.00	\$ 129.00	\$ 37.00	
100-7030	SHEETROCK JACK	\$ 272.00	\$ 129.00	\$ 37.00	
100-7040	SIDING BRAKE	\$ 108.00	\$ 46.00	\$ 20.00	
100-7050	METAL DETECTOR FERROUS	\$ 312.00	\$ 147.00	\$ 41.00	
100-7060	METAL DETECTOR TREASURE	\$ 155.00	\$ 60.00	\$ 20.00	
100-7090	JEEPER PIPE INSPECTOR	\$ 194.00	\$ 69.00	\$ 26.00	
100-7110	LEVEL OPTICAL TRANSIT	\$ 281.00	\$ 106.00	\$ 41.00	
100-7140	LEVEL LASER PIPE	\$ 956.00	\$ 442.00	\$ 171.00	
100-7160	LEVEL LASER VISIBLE	\$ 506.00	\$ 239.00	\$ 68.00	
100-7250	SNIFFER CONFINED SPACE 4-GAS DETECTOR	\$ 682.00	\$ 240.00	\$ 85.00	
100-7525	CABLE CUTTER 2IN HAND HELD BATTERY	\$ 450.00	\$ 150.00	\$ 54.00	
100-7530	CONDUIT BENDING TABLE	\$ 420.00	\$ 210.00	\$ 105.00	
100-8220	SAFETY CONFINED SPACE ENTRY TRIPOD	\$ 605.00	\$ 239.00	\$ 93.00	
100-8230	SAFETY WINCH EVAC 50	\$ 194.00	\$ 87.00	\$ 30.00	
100-8235	SAFETY LIFELINE 65	\$ 305.00	\$ 165.00	\$ 83.00	
100-8240	FALL PROTECTION SELF-RETRACTING YOYO 60	\$ 371.00	\$ 129.00	\$ 35.00	
100-8260	RESCUE TRIPOD 7FT	\$ 850.00	\$ 297.00	\$ 151.00	
100-8280	FALL PROTECTION TOWER INDOOR PUSH/PULL	\$ 2,700.00	\$ 998.00	\$ 375.00	
100-8290	FALL PROTECTION ROLLING DECK EDGE SYSTEM	\$ 1,235.00	\$ 425.00	\$ 215.00	
105-1605	VACUUM BACKPACK	\$ 236.00	\$ 84.00	\$ 25.00	
105-1630	VACUUM WET/DRY 6-9 GALLON 110-150CFM	\$ 194.00	\$ 97.00	\$ 26.00	
105-1650	VACUUM WET/DRY 10-15 GALLON 135CFM	\$ 234.00	\$ 117.00	\$ 30.00	
105-1700	VACUUM WET/DRY INDUSTRIAL 55 GAL AIR	\$ 365.00	\$ 190.00	\$ 49.00	
105-1705	VACUUM COREDRILL WATER MANAGEMENT SYSTEM	\$ 365.00	\$ 190.00	\$ 58.00	
105-1715	VACUUM CANISTER DRY 150 CFM 120V 1PH	\$ 301.00	\$ 131.00	\$ 32.00	
105-1725	VACUUM CANISTER DRY 200 CFM 120V 1PH	\$ 438.00	\$ 191.00	\$ 49.00	
105-1735	VACUUM DROP BAG DRY 200 CFM 120V 1PH	\$ 438.00	\$ 191.00	\$ 49.00	
105-1740	VACUUM DROP BAG DRY 250 CFM 120V 1PH	\$ 438.00	\$ 191.00	\$ 49.00	
105-1742	VACUUM DROP BAG DRY 300 CFM 240V 3PH	\$ 866.00	\$ 374.00	\$ 97.00	
105-1743	VACUUM DROP BAG DRY 300 CFM 240V 1PH	\$ 866.00	\$ 374.00	\$ 97.00	
105-1744	VACUUM DROP BAG DRY 300 CFM LP	\$ 866.00	\$ 374.00	\$ 97.00	
105-1745	VACUUM CANISTER DRY 300 CFM 120V 1PH	\$ 438.00	\$ 191.00	\$ 49.00	
105-1746	VACUUM DROP BAG DRY 300 CFM 120V 1PH	\$ 438.00	\$ 191.00	\$ 49.00	
105-1747	VACUUM DROP BAG DRY 350 CFM 480V 3PH	\$ 1,435.00	\$ 480.00	\$ 160.00	
105-1749	VACUUM DROP BAG DRY SILICA 400 CFM LP	\$ 1,155.00	\$ 405.00	\$ 130.00	
105-1800	VACUUM WATER EXTRACTOR W/AUTO PUMPOUT	\$ 583.00	\$ 265.00	\$ 93.00	
105-2000	WASHER 1000-1999 PSI GAS	\$ 623.00	\$ 295.00	\$ 82.00	
105-2010	WASHER 1000 PSI ELEC 120V 12.5-15AMP	\$ 623.00	\$ 295.00	\$ 82.00	
105-2015	WASHER SURFACE 1500 PSI ELEC 120V 19AMP	\$ 700.00	\$ 330.00	\$ 83.00	
105-2020	WASHER 2000-2999 PSI GAS	\$ 623.00	\$ 295.00	\$ 82.00	
105-2040	WASHER 3000 PSI DSL	\$ 851.00	\$ 403.00	\$ 115.00	
105-2050	WASHER 3000-3999 PSI GAS	\$ 720.00	\$ 369.00	\$ 104.00	
105-2060	WASHER 4000-4999 PSI GAS	\$ 720.00	\$ 369.00	\$ 104.00	
105-2065	WASHER 4000 PSI DUAL WAND & ROTARY GAS	\$ 1,125.00	\$ 516.00	\$ 145.00	

105-2070	WASHER 5000-5999 PSI GAS	\$ 1,125.00	\$ 516.00	\$ 145.00	
105-2505	WASHER 1000-1999 PSI HOT WATER ELEC	\$ 1,038.00	\$ 591.00	\$ 165.00	
105-2515	WASHER 3000-3999 PSI HOT WATER GAS	\$ 1,310.00	\$ 650.00	\$ 186.00	
105-2800	WASHER TRAILER MOUNTED 3000 PSI DSL	\$ 1,595.00	\$ 750.00	\$ 315.00	
105-2805	WASHER TRAILER NO TANK 3-4K PSI HOT GAS	\$ 1,533.00	\$ 747.00	\$ 300.00	
105-2810	WASHER TRAILER W/TANK 3-4K PSI HOT GAS	\$ 1,595.00	\$ 750.00	\$ 315.00	
105-2830	WASHER TRAILER MNT 3000-3999PSI HOT DSL	\$ 1,610.00	\$ 755.00	\$ 320.00	
105-3000	SWEEPER CONTRUCTION RIDE ON 3 WHEEL	\$ 1,752.00	\$ 798.00	\$ 320.00	
105-3020	SWEEPER CONTRUCTION RIDE ON 4 WHEEL CAB	\$ 2,423.00	\$ 960.00	\$ 385.00	
105-3500	KOMBI POWERHEAD UNIT GAS	\$ 345.00	\$ 153.00	\$ 38.00	
105-3580	SWEEPER W/B PUSH 25 IN PATH BATTERY	\$ 1,055.00	\$ 500.00	\$ 191.00	
105-3585	SWEEPER W/B SELF-PROP 28-30 IN PATH BATT	\$ 1,276.00	\$ 586.00	\$ 210.00	
105-3590	SWEEPER W/B SELF-PROP 34 IN PATH BATTERY	\$ 1,586.00	\$ 660.00	\$ 235.00	
105-3596	SWEEPER W/B 36 IN PATH GAS	\$ 475.00	\$ 162.00	\$ 111.00	
105-3598	SWEEPER MICRO 38-41IN PATH RIDE-ON BATT	\$ 2,475.00	\$ 960.00	\$ 310.00	
105-3600	SWEEPER MID-SIZED 50 IN RIDE-ON LP	\$ 2,520.00	\$1,139.00	\$ 415.00	
105-3605	SWEEPER MID-SIZED 60 IN RIDE-ON BATTERY	\$ 2,880.00	\$1,350.00	\$ 430.00	
105-3610	SWEEPER LARGE 62 IN RIDE-ON LP	\$ 2,880.00	\$1,355.00	\$ 493.00	
105-3615	SWEEPER LARGE 62 IN RIDE-ON DSL	\$ 4,185.00	\$1,725.00	\$ 648.00	
105-3702	SCRUBBER W/B 14-15 IN PATH BATTERY	\$ 882.00	\$ 340.00	\$ 131.00	
105-3705	SCRUBBER MOP W/B 18 IN PATH BATTERY	\$ 1,325.00	\$ 594.00	\$ 160.00	
105-3710	SCRUBBER W/B 20 IN PATH BATTERY	\$ 1,775.00	\$ 747.00	\$ 260.00	
105-3714	SCRUBBER W/B 32 IN PATH BATTERY CYL	\$ 1,995.00	\$ 855.00	\$ 295.00	ADD
105-3715	SCRUBBER W/B 32 IN PATH BATTERY DISC	\$ 1,995.00	\$ 855.00	\$ 295.00	
105-3717	SCRUBBER STAND-ON 24-26 IN PATH BATTERY	\$ 2,095.00	\$ 990.00	\$ 339.00	
105-3719	SCRUBBER RIDE-ON 26-28IN PATH BATT DISC	\$ 2,315.00	\$1,096.00	\$ 395.00	
105-3720	SCRUBBER RIDE-ON 36-39 IN PATH CYL BATT	\$ 2,594.00	\$1,151.00	\$ 438.00	
105-3740	SCRUBBER RIDE-ON 40-54 IN PATH CYL LP	\$ 3,334.00	\$1,525.00	\$ 545.00	
105-3760	SWEEPER/SCRUBBER INDUST RIDE-ON LPG 40IN	\$ 3,890.00	\$1,710.00	\$ 603.00	
105-3765	SWEEPER/SCRUBBER INDUST RIDE-ON LPG 48IN	\$ 4,536.00	\$2,205.00	\$ 750.00	
105-3800	VACUUM WALK BEHIND LEAF	\$ 817.00	\$ 304.00	\$ 83.00	
105-3810	CARPET EXTRACTOR/CLEANER PORTABLE	\$ 305.00	\$ 157.00	\$ 41.00	
105-3815	CARPET EXTRACTOR/CLEANER PORTABLE W/HEAT	\$ 467.00	\$ 207.00	\$ 54.00	
105-3816	CARPET EXTRACTOR/CLEANER WALKBEHIND 12IN	\$ 436.00	\$ 230.00	\$ 75.00	
105-3818	CARPET EXTRACTOR/CLEANER WALKBEHIND 17IN	\$ 655.00	\$ 309.00	\$ 119.00	ADD
110-1550	LIGHT STAND LED 1-LAMP FLOOD	\$ 160.00	\$ 81.00	\$ 20.00	
110-1553	LIGHT CART LED 200 WATT 1-LAMP	\$ 245.00	\$ 89.00	\$ 50.00	
110-1555	LIGHT CART LED 300-400 WATT 2-LAMP	\$ 315.00	\$ 138.00	\$ 74.00	
110-1570	LIGHT WOBBLE LED 36IN	\$ 305.00	\$ 137.00	\$ 41.00	
110-1575	LIGHT LED 360 DEGREE TRIPOD 115V	\$ 115.00	\$ 46.00	\$ 17.00	
110-1577	LIGHT LED 360 DEGREE TRIPOD BATTERY	\$ 161.00	\$ 58.00	\$ 23.00	
110-1580	LIGHT BALLOON LAMP LED 300/575 WATT	\$ 435.00	\$ 173.00	\$ 79.00	
110-1582	LIGHT BALLOON LAMP 1000 WATT LED	\$ 329.00	\$ 109.00	\$ 74.00	
110-1590	LIGHT BALLOON LAMP 1000 WATT HALIDE	\$ 435.00	\$ 173.00	\$ 79.00	
110-2000	LIGHT DROP LED 120V HAZ LOC	\$ 81.00	\$ 28.00	\$ 9.00	
110-2010	LIGHT FLOOD INCAN 110V HAZ LOC ELEC	\$ 368.00	\$ 130.00	\$ 50.00	
110-2015	LIGHT AREA LED W/TRIPOD HAZ LOC	\$ 567.00	\$ 189.00	\$ 65.00	
110-2030	LIGHT BRICK LED HAZ LOC	\$ 1,200.00	\$ 400.00	\$ 150.00	

110-2034	LIGHT FLOOD FLOOR LED 40W H.D.	\$ 130.00	\$ 65.00	\$ 24.00	
110-2043	LIGHT TUBULAR LED FOR INSPECTION HAZ LOC	\$ 168.00	\$ 51.00	\$ 17.00	
110-2044	LIGHT FLOOD LED H/L 40W CLS 1 DIV 1	\$ 593.00	\$ 313.00	\$ 104.00	
110-2049	LIGHT FLOOD 400W MH HAZ LOC CLS1 DIV2	\$ 306.00	\$ 122.00	\$ 49.00	
110-2050	LIGHT STRING LED 100FT HAZ LOC	\$ 1,018.00	\$ 373.00	\$ 135.00	
110-2055	LIGHT STRING 80FT LED 12V HAZ LOC	\$ 440.00	\$ 239.00	\$ 109.00	
110-2080	LIGHT STRING INCAN 12V HAZ LOC	\$ 1,092.00	\$ 410.00	\$ 155.00	
110-2110	LIGHT WORK INCAN 120V/12V HAZ LOC	\$ 319.00	\$ 151.00	\$ 43.00	
115-1500	TILLER 1 HP 10IN WIDTH HAND HELD	\$ 305.00	\$ 136.00	\$ 41.00	
115-1550	TILLER 4-5 HP 20-26IN WIDTH MID TINE	\$ 525.00	\$ 248.00	\$ 69.00	
115-1570	TILLER 6-8 HP 18-20IN WIDTH REAR TINE	\$ 546.00	\$ 258.00	\$ 72.00	
115-1590	TILLER 9-13 HP 18-20IN WIDTH REAR TINE	\$ 1,051.00	\$ 498.00	\$ 140.00	
115-1700	SOD CUTTER 12IN CUT W/B	\$ 725.00	\$ 350.00	\$ 98.00	
115-1710	SOD CUTTER 18IN CUT W/B	\$ 725.00	\$ 350.00	\$ 98.00	
115-1770	DETHATCHER 20-22IN WALKBEHIND	\$ 630.00	\$ 305.00	\$ 86.00	
115-1810	AERATOR 10-19IN WIDTH WALKBEHIND	\$ 662.00	\$ 323.00	\$ 92.00	
115-1820	AERATOR 20-29IN WIDTH WALKBEHIND	\$ 1,038.00	\$ 496.00	\$ 138.00	
115-1840	AERATOR 20-29 IN WIDTH RIDE ON	\$ 2,221.00	\$ 842.00	\$ 253.00	
115-1841	AERATOR 20-29 IN R/O W/ SEED BOX	\$ 3,895.00	\$ 1,572.00	\$ 461.00	ADD
115-1850	OVERSEEDER WALKBEHIND GAS	\$ 951.00	\$ 365.00	\$ 130.00	
115-1880	HYDRO SEEDER TRAILER MNT 600-700 GALLON	\$ 3,313.00	\$ 1,281.00	\$ 490.00	
115-1950	EDGER LAWN	\$ 340.00	\$ 180.00	\$ 50.00	
115-1960	BED EDGER	\$ 640.00	\$ 300.00	\$ 98.00	
115-2020	HEDGE TRIMMER 24IN ELEC	\$ 250.00	\$ 120.00	\$ 35.00	
115-2060	HEDGE TRIMMER 24IN GAS	\$ 276.00	\$ 165.00	\$ 47.00	
115-2070	HEDGE TRIMMER 24IN ON A 42IN SHAFT GAS	\$ 340.00	\$ 180.00	\$ 62.00	
115-2080	HEDGE TRIMMER 30IN GAS	\$ 340.00	\$ 180.00	\$ 62.00	
115-2190	MOWER LAWN 20-24IN PUSH GAS	\$ 230.00	\$ 110.00	\$ 30.00	
115-2200	MOWER LAWN 20-24IN SELF PROPELLED GAS	\$ 288.00	\$ 147.00	\$ 41.00	
115-2230	MOWER BRUSH 26-28IN SELF PROPELLED GAS	\$ 830.00	\$ 424.00	\$ 119.00	
115-2235	MOWER BRUSH 36-48IN RIDING GAS 4WD	\$ 1,090.00	\$ 549.00	\$ 156.00	
115-2250	MOWER LAWN 49-60IN RIDING GAS	\$ 1,090.00	\$ 549.00	\$ 156.00	
115-2320	WEED EATER GAS	\$ 415.00	\$ 110.00	\$ 41.00	
115-2410	LEAF BLOWER HANDHELD GAS	\$ 155.00	\$ 73.00	\$ 20.00	
115-2420	LEAF BLOWER BACKPACK GAS	\$ 272.00	\$ 129.00	\$ 37.00	
115-2430	LEAF BLOWER WALKBEHIND GAS	\$ 428.00	\$ 203.00	\$ 58.00	
115-2435	STRAW BLOWER 4 TON PER HOUR	\$ 1,305.00	\$ 476.00	\$ 153.00	
115-2440	STRAW BLOWER 7 TON PER HOUR	\$ 1,650.00	\$ 613.00	\$ 255.00	
115-2490	POSTHOLE AUGER ONE MAN GAS	\$ 779.00	\$ 365.00	\$ 104.00	
115-2500	POSTHOLE AUGER ONE MAN TOWABLE GAS	\$ 779.00	\$ 365.00	\$ 104.00	
115-2540	POSTHOLE AUGER TWO MAN GAS	\$ 779.00	\$ 365.00	\$ 104.00	
115-2600	POST DRIVER 55LB AIR	\$ 779.00	\$ 369.00	\$ 104.00	
115-2610	POST DRIVER 45LB GAS	\$ 779.00	\$ 369.00	\$ 104.00	
115-2700	CHAIN SAW 16IN ELECTRIC	\$ 350.00	\$ 165.00	\$ 47.00	
115-2754	POLE PRUNER 7IN REACH GAS	\$ 390.00	\$ 184.00	\$ 51.00	
115-2755	POLE PRUNER SAW 8-12FT REACH GAS	\$ 428.00	\$ 203.00	\$ 58.00	
115-2770	CHAIN SAW 16IN GAS	\$ 428.00	\$ 203.00	\$ 58.00	
115-2780	CHAIN SAW 18IN GAS	\$ 506.00	\$ 239.00	\$ 68.00	



115-2790	CHAIN SAW 20IN GAS	\$ 506.00	\$ 239.00	\$ 68.00	
115-2810	CHAIN SAW 25IN GAS	\$ 583.00	\$ 276.00	\$ 78.00	
115-2890	CHAIN SAW CONCRETE 12-16IN GAS	\$ 965.00	\$ 435.00	\$ 125.00	
115-2900	LOG SPLITTER 20-30 TON TRAILER MTD GAS	\$ 739.00	\$ 350.00	\$ 98.00	
115-3510	BRUSH CHIPPER 6-7IN 20 - 25 HP GAS	\$ 1,750.00	\$ 880.00	\$ 300.00	
115-3540	BRUSH CHIPPER 10-12IN 49 - 74 HP DSL	\$ 3,050.00	\$1,246.00	\$ 510.00	
115-3545	BRUSH CHIPPER 12IN 49 - 90 HP GAS	\$ 3,050.00	\$1,246.00	\$ 510.00	
115-3570	BRUSH CHIPPER 18IN 170 - 179 HP DSL	\$ 4,725.00	\$2,270.00	\$ 882.00	
115-3600	STUMP GRINDER 10 - 19 HP GAS	\$ 1,515.00	\$ 692.00	\$ 248.00	
115-3610	STUMP GRINDER 20 - 29 HP GAS	\$ 1,558.00	\$ 709.00	\$ 270.00	
115-3620	STUMP GRINDER 30 - 39 HP GAS	\$ 2,250.00	\$1,069.00	\$ 356.00	ADD
115-3640	STUMP GRINDER 60 - 69 HP DSL	\$ 2,856.00	\$1,425.00	\$ 570.00	
120-1520	CHIPPING HAMMER RETAINER 13-20 LB AIR	\$ 330.00	\$ 160.00	\$ 47.00	
120-1610	BREAKER 30-39LB AIR	\$ 345.00	\$ 165.00	\$ 47.00	
120-1620	BREAKER 40-49LB AIR	\$ 370.00	\$ 184.00	\$ 51.00	
120-1640	BREAKER 60-69LB AIR	\$ 420.00	\$ 195.00	\$ 58.00	
120-1660	BREAKER 90-99LB AIR	\$ 520.00	\$ 250.00	\$ 70.00	
120-1700	CLAY DIGGER 30-39 LB AIR	\$ 345.00	\$ 165.00	\$ 47.00	
120-1750	ROCK DRILL 1-9 LB AIR	\$ 430.00	\$ 215.00	\$ 60.00	
120-1760	ROCK DRILL 10-19 LB AIR	\$ 506.00	\$ 239.00	\$ 68.00	
120-1780	ROCK DRILL 30-39 LB AIR	\$ 540.00	\$ 258.00	\$ 72.00	
120-1820	ROCK DRILL 60-69 LB AIR	\$ 640.00	\$ 305.00	\$ 89.00	
120-1900	ROCK SPLITTER	\$ 959.00	\$ 345.00	\$ 109.00	
120-1910	ROCK SPLITTER POWER BOX	\$ 686.00	\$ 312.00	\$ 125.00	
120-2010	RIVET BUSTER 6 IN STROKE	\$ 280.00	\$ 109.00	\$ 48.00	ADD
120-2020	CHIPPING HAMMER 4IN STROKE ROUND	\$ 216.00	\$ 80.00	\$ 35.00	
120-2030	RIVET BUSTER 8IN STROKE	\$ 550.00	\$ 252.00	\$ 75.00	
120-2040	RIVET BUSTER 11IN STROKE	\$ 605.00	\$ 290.00	\$ 80.00	
120-3000	GRINDER BATWING 7INCH AIR	\$ 145.00	\$ 54.00	\$ 20.00	
120-3010	GRINDER ANGLE 4 IN AIR	\$ 145.00	\$ 54.00	\$ 20.00	
120-3020	GRINDER HORIZ 7 IN AIR	\$ 145.00	\$ 54.00	\$ 20.00	
120-3025	GRINDER VERTICAL 7 IN AIR	\$ 145.00	\$ 54.00	\$ 20.00	
120-3040	GRINDER DIE RIGHT ANGLE 1/4IN AIR	\$ 115.00	\$ 40.00	\$ 15.00	
120-3500	DRILL HORIZ 1/2INCH AIR	\$ 150.00	\$ 54.00	\$ 20.00	
120-3510	DRILL HORIZ 3/8 AIR	\$ 115.00	\$ 40.00	\$ 17.00	
120-3610	SAW RECIPROCATING HAND AIR	\$ 270.00	\$ 105.00	\$ 40.00	
120-3620	SAW HACK HAND HELD AIR	\$ 270.00	\$ 105.00	\$ 40.00	
120-3630	SAW BAND HAND AIR	\$ 270.00	\$ 105.00	\$ 40.00	
120-3990	PIERCING TOOL 2 IN AIR	\$ 866.00	\$ 320.00	\$ 150.00	
120-4000	PIERCING TOOL 3 IN AIR	\$ 1,558.00	\$ 553.00	\$ 234.00	
125-1195	PUMP HYDROSTATIC TEST 1500 PSI MANUAL	\$ 320.00	\$ 133.00	\$ 52.00	ADD
125-1200	PUMP HYDROSTATIC TEST 3000 PSI MANUAL	\$ 425.00	\$ 152.00	\$ 62.00	
125-1205	PUMP HYDROSTATIC TEST 6000 PSI MANUAL	\$ 425.00	\$ 152.00	\$ 62.00	
125-1210	PUMP HYDROSTATIC TEST 500 PSI ELEC	\$ 685.00	\$ 290.00	\$ 115.00	
125-1240	PUMP HYDROSTATIC TEST 500 PSI GAS	\$ 685.00	\$ 290.00	\$ 115.00	
125-1290	PUMP HYDROSTATIC TEST 10000 PSI 2 STAGE	\$ 1,373.00	\$ 490.00	\$ 184.00	
125-1300	PUMP HYDROSTATIC TEST 10000 PSI AIR	\$ 630.00	\$ 269.00	\$ 112.00	
125-1420	PIPE SNAKE 1/2IN WIDE 75FT CABLE	\$ 425.00	\$ 221.00	\$ 62.00	

125-1440	PIPE SNAKE 2IN WIDE 50FT CABLE	\$ 425.00	\$ 221.00	\$ 62.00	
125-1460	PIPE SNAKE 1-2IN WIDE 25FT CABLE	\$ 215.00	\$ 115.00	\$ 47.00	
125-1470	PIPE SNAKE 3-6IN WIDE 100FT CABLE	\$ 583.00	\$ 276.00	\$ 78.00	
125-1490	SEWER JETTER ELEC MINI	\$ 282.00	\$ 130.00	\$ 36.00	
125-1500	SEWER JETTER ELEC	\$ 662.00	\$ 314.00	\$ 89.00	
125-1510	SEWER JETTER GAS	\$ 710.00	\$ 350.00	\$ 130.00	
125-1595	CAMERA SEWER 1-1/2-3 HANDHELD	\$ 746.00	\$ 370.00	\$ 180.00	
125-1600	CAMERA SEWER 3-10	\$ 1,558.00	\$ 738.00	\$ 207.00	
125-1610	BURIED LINE PIPE AND CAMERA LOCATOR	\$ 390.00	\$ 184.00	\$ 51.00	
125-1615	BURIED LINE TRANSMITTER NO LOCATOR	\$ 385.00	\$ 101.00	\$ 58.00	
125-1997	PVC HEATER/BENDER 4 IN 120V	\$ 445.00	\$ 165.00	\$ 62.00	
125-2000	CONDUIT BENDER UP TO 2 555 ELEC	\$ 780.00	\$ 304.00	\$ 114.00	
125-2010	CONDUIT BENDER 2-1/2-4IN EMT/IMC/RIGID	\$ 1,347.00	\$ 690.00	\$ 197.00	
125-2020	CONDUIT BENDER PVC/RIG/EMT/IMC 1/2-2 ELE	\$ 929.00	\$ 379.00	\$ 148.00	
125-2030	BENDER CUTTER REBAR 3/4 HYD	\$ 774.00	\$ 285.00	\$ 109.00	
125-2040	BENDER REBAR 0 TO 180 HYD	\$ 774.00	\$ 285.00	\$ 109.00	
125-2110	PIPE CUTTER 8 STRAIGHT	\$ 338.00	\$ 165.00	\$ 62.00	
125-2120	PIPE CUTTER 12 STRAIGHT	\$ 424.00	\$ 193.00	\$ 70.00	
125-2130	PIPE CUTTER 16 STRAIGHT	\$ 490.00	\$ 221.00	\$ 83.00	
125-2150	PIPE CUTTER 24 STRAIGHT	\$ 705.00	\$ 275.00	\$ 100.00	
125-2170	PIPE CUTTER BEVELLER 3-8	\$ 234.00	\$ 91.00	\$ 35.00	
125-2180	PIPE CUTTER BEVELLER 7-12	\$ 284.00	\$ 110.00	\$ 40.00	
125-2190	PIPE CUTTER BEVELLER 14-20	\$ 390.00	\$ 139.00	\$ 55.00	
125-2230	PIPE CUTTER BEVELLER 4IN AND UP ELEC	\$ 623.00	\$ 221.00	\$ 80.00	
125-2300	PIPE THREADER 535 1/8-2 ELEC	\$ 683.00	\$ 300.00	\$ 142.00	
125-2310	PIPE THREADER 1224 1/4-4 ELEC	\$ 1,038.00	\$ 461.00	\$ 192.00	
125-2315	PIPE THREADER 2-1/2 TO 6IN ELECTRIC	\$ 2,130.00	\$ 779.00	\$ 270.00	
125-2320	PIPE THREADER 700 POWER PONY	\$ 497.00	\$ 193.00	\$ 72.00	
125-2340	PIPE THREADER GEARED ATTACH 2 1/2-4 141	\$ 451.00	\$ 165.00	\$ 62.00	
125-2360	PIPE THREADER 300 1/8-2 ELEC	\$ 715.00	\$ 400.00	\$ 124.00	
125-2380	PRO PEX PIPE EXPANDER 1/2 3/4 1IN BATT	\$ 190.00	\$ 69.00	\$ 25.00	
125-2405	FLANGE SPREADER 5 TON HYD DROP PIN	\$ 385.00	\$ 135.00	\$ 50.00	
125-2410	FLANGE SPREADER 5TONS RATCHET	\$ 177.00	\$ 105.00	\$ 45.00	
125-2440	FLANGE SPREADER 10 TON HYD DROP PIN	\$ 497.00	\$ 190.00	\$ 70.00	
125-2450	FLANGE SPREADER 14TON HYD	\$ 600.00	\$ 220.00	\$ 80.00	
125-2460	FLANGE SPREADER 20TONS RATCHET	\$ 610.00	\$ 235.00	\$ 82.00	
125-2510	LINE UP CLAMP ADJ 4IN - 16IN	\$ 116.00	\$ 41.00	\$ 15.00	
125-2520	LINE UP CLAMP ADJ 6IN-36IN	\$ 184.00	\$ 65.00	\$ 23.00	
125-2530	STAND VISE PIPE YOKE	\$ 116.00	\$ 41.00	\$ 15.00	
125-2560	LOCATOR PIPE DIGITAL KIT	\$ 705.00	\$ 280.00	\$ 109.00	
125-2570	PIPE ROLL GROOVER ATTACHMENT 2-12	\$ 390.00	\$ 138.00	\$ 50.00	
125-2665	WELDER MOUNT AERIAL BASKET CST-280	\$ 35.00	\$ 14.00	\$ 14.00	ADD
125-2670	WELDER FRAME 6 PACK	\$ 142.00	\$ 85.00	\$ 35.00	
125-2690	PIPE PRESS TOOL PRO 1/2 - 2 IN BATT	\$ 583.00	\$ 276.00	\$ 78.00	
130-1220	DRILL MAGNETIC BASE 3/4IN ELEC	\$ 662.00	\$ 235.00	\$ 89.00	
130-1240	DRILL MAGNETIC BASE 1-5/8 TO 2IN ELEC	\$ 780.00	\$ 304.00	\$ 114.00	
130-1280	DRILL MAGNETIC BASE 2-1/6IN AIR	\$ 1,090.00	\$ 380.00	\$ 140.00	
130-1300	KNOCKOUT SET UP TO 2IN MANUAL HYD	\$ 225.00	\$ 90.00	\$ 40.00	

130-1555	CABLE CRIMPER DIELESS 12TON BATTERY	\$ 803.00	\$ 276.00	\$ 115.00	
130-1560	CABLE CRIMPER 15 TON 18V BATTERY U-DIE	\$ 730.00	\$ 285.00	\$ 142.00	
130-1650	WRENCH IMPACT 1/2IN BATTERY	\$ 177.00	\$ 84.00	\$ 26.00	
130-1655	WRENCH IMPACT 3/4 IN BATTERY	\$ 360.00	\$ 167.00	\$ 50.00	
130-1670	WRENCH IMPACT 1/2IN ELEC	\$ 295.00	\$ 110.00	\$ 41.00	
130-1680	WRENCH IMPACT 3/4IN ELEC	\$ 319.00	\$ 124.00	\$ 47.00	
130-1720	SHEAR WRENCH 5/8-3/4-7/8IN ELECTRIC	\$ 390.00	\$ 207.00	\$ 85.00	
130-1750	PUNCH HYDRAULIC 35 TON	\$ 623.00	\$ 295.00	\$ 83.00	
130-1950	CABLE CRIMPER 12 TON 18V BATTERY U-DIE	\$ 433.00	\$ 184.00	\$ 51.00	
130-1955	GRIP KIT WIRE SIZE 1/0 - 750MCM	\$ 425.00	\$ 182.00	\$ 82.00	
130-2150	DIE KIT FOR 6AWG TO 750KCMIL ALUM CONN	\$ 86.00	\$ 37.00	\$ 15.00	
130-2160	DIE KIT FOR 6AWG TO 750KCMIL COPPER CONN	\$ 86.00	\$ 37.00	\$ 15.00	
135-1142	TENSIONER CONV KIT STS3 1-5/8IN	\$ 605.00	\$ 205.00	\$ 74.00	
135-1310	TENSIONER CONV KIT STS3 1-3/4 IN	\$ 135.00	\$ 45.00	\$ 15.00	
135-1314	TENSIONER CONV KIT STS4 1-7/8 IN	\$ 365.00	\$ 120.00	\$ 43.00	
135-1316	TENSIONER CONV KIT STS5 2-1/2 IN	\$ 410.00	\$ 135.00	\$ 49.00	
135-1340	TENSIONER STS3 1-5/8 TO 2IN	\$ 540.00	\$ 165.00	\$ 63.00	
135-1341	TENSIONER STS4 1-7/8 TO 2-1/2	\$ 580.00	\$ 200.00	\$ 70.00	
135-1342	TENSIONER CONV KIT F/STS3 2IN	\$ 180.00	\$ 55.00	\$ 23.00	
135-1343	TENSIONER 2-1/4IN HYD	\$ 570.00	\$ 200.00	\$ 70.00	
135-1345	TENSIONER STS5 2-1/2 TO 3	\$ 580.00	\$ 205.00	\$ 74.00	
135-1380	TENSIONER STS2 1-1/4 TO 1-1/2	\$ 465.00	\$ 135.00	\$ 50.00	
135-2200	PUMP PNEUMATIC TENSIONER 27500 PSI	\$ 2,492.00	\$ 800.00	\$ 300.00	
135-2580	WRENCH IMPACT 1/2 AIR	\$ 79.00	\$ 40.00	\$ 20.00	
135-2590	WRENCH IMPACT 3/4 AIR	\$ 126.00	\$ 46.00	\$ 23.00	
135-2600	WRENCH IMPACT 1 AIR D-HANDLE	\$ 230.00	\$ 81.00	\$ 40.00	
135-2605	WRENCH IMPACT 1 AIR PISTOL GRIP	\$ 414.00	\$ 180.00	\$ 63.00	
135-2610	WRENCH IMPACT 1 1/2 AIR	\$ 315.00	\$ 110.00	\$ 58.00	
135-2620	WRENCH IMPACT SPLINE 1 1/2 AIR	\$ 315.00	\$ 110.00	\$ 58.00	
135-2640	WRENCH IMPACT SPLINE AIR	\$ 315.00	\$ 110.00	\$ 58.00	
135-2740	FILTER/REGULATOR/LUBRICATOR CONTROL UNIT	\$ 105.00	\$ 37.00	\$ 12.00	
135-2750	TORQUE NUTRUNNER AIR .75IN SQ 1K	\$ 866.00	\$ 308.00	\$ 124.00	
135-2757	TORQUE NUTRUNNER AIR 1IN SQ 3K	\$ 2,077.00	\$ 738.00	\$ 310.00	
135-3050	WRENCH TORQUE 0.75 SQ 1K FT/LBS HYD	\$ 662.00	\$ 235.00	\$ 89.00	
135-3069	WRENCH TORQUE 1 SQ 3K FT/LBS HYD	\$ 1,794.00	\$ 635.00	\$ 242.00	
135-3089	WRENCH TORQUE 1.5 SQ 5K FT/LBS HYD	\$ 2,600.00	\$ 935.00	\$ 345.00	
135-3091	WRENCH TORQUE 1.5 SQ 11K FT/LBS HYD	\$ 2,915.00	\$1,050.00	\$ 397.00	
135-3110	WRENCH TORQUE 1.5 SQ HYD	\$ 2,685.00	\$ 905.00	\$ 315.00	
135-3130	WRENCH TORQUE PWR HEAD 8K FT/LBS HYD	\$ 506.00	\$ 180.00	\$ 68.00	
135-3140	WRENCH TORQUE PWR HEAD 16K FT/LBS HYD	\$ 739.00	\$ 350.00	\$ 95.00	
135-3142	WRENCH TORQUE 1 SQ 36V ELEC	\$ 2,620.00	\$ 946.00	\$ 359.00	
135-3196	TORQUE NUTRUNNER AIR 1.5IN SQ 6K	\$ 2,200.00	\$ 800.00	\$ 278.00	
135-3210	WRENCH TORQUE PWR HEAD 4K FT/LBS HYD	\$ 390.00	\$ 138.00	\$ 51.00	
135-3230	WRENCH TORQUE PWR HEAD 2K FT/LBS HYD	\$ 234.00	\$ 83.00	\$ 30.00	
135-3270	WRENCH TORQUE 1/2 250 FT/LBS MANUAL	\$ 142.00	\$ 50.00	\$ 20.00	
135-3290	WRENCH TORQUE 3/4 600 FT/LBS MANUAL	\$ 142.00	\$ 50.00	\$ 20.00	
135-3310	MULTPLY TORQUE WRENCH 3/4X1 3000 FT/LBS	\$ 142.00	\$ 50.00	\$ 20.00	
135-3370	WRENCH TORQUE 1IN 1000 FT/LBS MANUAL	\$ 203.00	\$ 70.00	\$ 25.00	

135-3390	WRENCH TORQUE 3/8 10-100 FT/LBS MANUAL	\$ 78.00	\$ 27.00	\$ 9.00	
135-3405	TORQUE HEX LINK 1-1/4 2000 FT/LB HYD	\$ 272.00	\$ 95.00	\$ 37.00	
135-3410	TORQUE HEX LINK 1-5/8 2000 FT/LBS HYD	\$ 272.00	\$ 95.00	\$ 37.00	
135-3430	TORQUE HEX LINK 1-13/16 2000 FT/LBS HYD	\$ 272.00	\$ 95.00	\$ 37.00	
135-3435	TORQUE HEX LINK 2 4000 FT/LBS HYD	\$ 312.00	\$ 110.00	\$ 41.00	
135-3450	TORQUE HEX LINK 2-3/8 4000 FT/LBS HYD	\$ 312.00	\$ 110.00	\$ 41.00	
135-3470	TORQUE HEX LINK 3-1/8 8000 FT/LBS HYD	\$ 390.00	\$ 126.00	\$ 51.00	
135-3480	TORQUE HEX LINK 2-3/8 8000 FT/LBS HYD	\$ 390.00	\$ 126.00	\$ 51.00	
135-3490	TORQUE HEX LINK 2-3/16 4000 FT/LBS HYD	\$ 312.00	\$ 110.00	\$ 41.00	
135-3550	TORQUE HEX LINK 1-7/16 2000 FT/LBS HYD	\$ 272.00	\$ 95.00	\$ 37.00	
135-3570	TORQUE HEX LINK 2-9/16 8000 FT/LBS HYD	\$ 390.00	\$ 126.00	\$ 51.00	
135-3650	TORQUE HEX LINK 4-5/8 16800 FT/LBS HYD	\$ 730.00	\$ 260.00	\$ 95.00	
135-3670	TORQUE HEX LINK 2-15/16 4000 FT/LBS HYD	\$ 312.00	\$ 110.00	\$ 41.00	
135-3690	TORQUE HEX LINK 2-3/4 8000 FT/LBS HYD	\$ 390.00	\$ 126.00	\$ 51.00	
135-3750	TORQUE HEX LINK 2-9/16 4000 FT/LBS HYD	\$ 312.00	\$ 110.00	\$ 41.00	
135-3770	TORQUE HEX LINK 2 2000 FT/LB HYD	\$ 312.00	\$ 110.00	\$ 41.00	
135-3900	EYE WASH STATION	\$ 341.00	\$ 124.00	\$ 45.00	
135-5100	DRIVER ATTACHMENT 1K FT/LB HYD	\$ 265.00	\$ 95.00	\$ 35.00	
135-5220	TORQUE M2 HEX LINK 1-13/16 1300FT/LBSHYD	\$ 265.00	\$ 95.00	\$ 35.00	
135-5229	TORQUE M2 HEX LINK 2 3/8"	\$ 300.00	\$ 110.00	\$ 60.00	
140-1020	COMPRESSOR PORTABLE 4 CFM ELECTRIC	\$ 428.00	\$ 200.00	\$ 58.00	
140-1040	COMPRESSOR PORTABLE 7 CFM ELECTRIC	\$ 428.00	\$ 200.00	\$ 58.00	
140-1060	COMPRESSOR PORTABLE 8 CFM GAS	\$ 428.00	\$ 200.00	\$ 58.00	
140-1100	COMPRESSOR PORTABLE 14 CFM GAS	\$ 467.00	\$ 221.00	\$ 62.00	
140-1105	COMPRESSOR PORTABLE 17 CFM GAS	\$ 467.00	\$ 221.00	\$ 62.00	
140-1220	COMPRESSOR TOWABLE 100-125 CFM DSL	\$ 604.00	\$ 260.00	\$ 115.00	
140-1260	COMPRESSOR TOWABLE 175-195 CFM DSL	\$ 714.00	\$ 302.00	\$ 140.00	
140-1280	COMPRESSOR TOWABLE 200-245 CFM DSL	\$ 950.00	\$ 430.00	\$ 225.00	
140-1360	COMPRESSOR TOWABLE 375-425CFM DSL	\$ 1,650.00	\$ 690.00	\$ 295.00	
140-1362	COMPRESSOR TOWABLE IQ 375-450CFM DSL	\$ 2,700.00	\$1,055.00	\$ 340.00	
140-1375	COMPRESSOR TOWABLE 750CFM DSL	\$ 3,132.00	\$1,555.00	\$ 565.00	
140-1380	COMPRESSOR TOWABLE 825CFM DSL	\$ 3,132.00	\$1,555.00	\$ 565.00	
140-1400	COMPRESSOR TOWABLE 1600CFM DSL	\$ 7,912.00	\$2,875.00	\$1,250.00	
140-1420	COMPRESSOR TOWABLE INST QUAL 750CFM DSL	\$ 4,500.00	\$1,850.00	\$ 735.00	
140-1460	COMPRESSOR TOWABLE INST QUAL 915CFM DSL	\$ 5,198.00	\$2,050.00	\$ 810.00	
140-1480	COMPRESSOR TOWABLE INS QUAL 1600CFM DSL	\$ 7,912.00	\$2,925.00	\$1,195.00	
140-1610	COMPRESSOR RECIPROCATING 5HP ELEC	\$ 525.00	\$ 185.00	\$ 65.00	
140-1640	COMPRESSOR ROTARY 130CFM ELEC	\$ 1,700.00	\$ 630.00	\$ 230.00	
140-1645	COMPRESSOR ROTARY 240CFM ELEC	\$ 1,800.00	\$ 638.00	\$ 234.00	
140-1655	COMPRESSOR ROTARY 365CFM ELEC	\$ 2,461.00	\$ 981.00	\$ 340.00	
140-1660	COMPRESSOR ROTARY 365CFM 125PSI ELEC	\$ 2,461.00	\$ 981.00	\$ 340.00	
140-1670	COMPRESSOR ROTARY 500CFM 125PSI ELEC	\$ 2,769.00	\$1,128.00	\$ 390.00	
140-1675	COMPRESSOR ROTARY 750CFM ELEC	\$ 3,571.00	\$1,350.00	\$ 494.00	
140-1680	COMPRESSOR ROTARY 750CFM 125PSI ELEC	\$ 3,571.00	\$1,350.00	\$ 494.00	
140-1685	COMPRESSOR ROTARY 900CFM ELEC	\$ 4,500.00	\$1,500.00	\$ 571.00	
140-1690	COMPRESSOR ROTARY 1000CFM 125PSI ELEC	\$ 4,500.00	\$1,500.00	\$ 571.00	
140-1695	COMPRESSOR ROTARY 1500CFM ELEC	\$ 5,500.00	\$1,920.00	\$ 725.00	
140-1700	COMPRESSOR ROTARY 1500CFM 125PSI ELEC	\$ 6,000.00	\$2,100.00	\$ 750.00	

140-1705	COMPRESSOR ROTARY 1500CFM 2300V ELEC	\$ 6,000.00	\$2,100.00	\$ 750.00	
140-2010	COMPRESSOR ATTACH WATER SEPARATOR	\$ 563.00	\$ 191.00	\$ 83.00	
140-2110	COMPRESSED AIR AFTERCOOLER FILTER450CFM	\$ 784.00	\$ 275.00	\$ 104.00	
140-2150	COMPRESSED AIR AFTERCOOLERFILTER1000CFM	\$ 1,186.00	\$ 527.00	\$ 208.00	
140-2160	COMPRESSED AIR AFTERCOOLERFILTER 1600CFM	\$ 1,186.00	\$ 527.00	\$ 208.00	
140-2230	COMPRESSED AIR DESICCANT DRYER 450CFM	\$ 2,100.00	\$ 877.00	\$ 305.00	
140-2270	COMPRESSOR ATTACH DRYER 2501-3000 CFM	\$ 5,320.00	\$1,846.00	\$ 710.00	
140-2310	AFTERCOOLER DRYER FILTER 500CFM	\$ 2,469.00	\$ 985.00	\$ 335.00	
140-2330	AFTERCOOLER DRYER FILTER 1000CFM	\$ 3,157.00	\$1,222.00	\$ 406.00	
140-2350	AFTERCOOLER DRYER FILTER 1600CFM	\$ 4,229.00	\$1,547.00	\$ 524.00	
140-2420	COMPRESSOR ATTACH MIST ELMIN1500-2000CFM	\$ 1,225.00	\$ 458.00	\$ 185.00	
140-3310	FILTER POT SS 2 VESSELS BAG SKID	\$ 1,800.00	\$ 635.00	\$ 207.00	
140-3316	FILTER POT SS 6 BAG VESSEL 6IN INLT SKID	\$ 2,153.00	\$ 588.00	\$ 200.00	
140-3318	FILTER POT SS 8 BAG VESSEL 8IN INLT SKID	\$ 2,153.00	\$ 588.00	\$ 200.00	
140-3570	MANIFOLD AIR 10 GALLON TANK	\$ 150.00	\$ 54.00	\$ 40.00	
140-3580	MANIFOLD AIR 15 GALLON TANK	\$ 361.00	\$ 129.00	\$ 55.00	
150-1060	RAMMER JUMPING JACK 6IN 1LB - 99LB GAS	\$ 410.00	\$ 227.00	\$ 80.00	
150-1070	RAMMER JUMPING JACK 11IN 100LB-150LB GAS	\$ 410.00	\$ 227.00	\$ 80.00	
150-1080	RAMMER JUMPING JACK 11IN 151LB-199LB GAS	\$ 415.00	\$ 230.00	\$ 81.00	
150-1120	RAMMER JUMPING JACK 100LB - 199LB BATT	\$ 727.00	\$ 351.00	\$ 104.00	
150-1250	PLATE COMPACTOR 21IN PAVER ROLLER GAS	\$ 1,080.00	\$ 600.00	\$ 157.00	
150-1260	PLATE COMPACTOR 23IN UP TO 299LB GAS	\$ 456.00	\$ 260.00	\$ 84.00	
150-1420	PLATE COMPACTOR 14IN 100LB TO 199LB REVE	\$ 573.00	\$ 270.00	\$ 86.00	
150-1440	PLATE COMPACTOR 200LB TO 299LB REVERSBLE	\$ 685.00	\$ 335.00	\$ 97.00	
150-1460	PLATE COMPACTOR 20IN 300LB TO 399LB REVE	\$ 685.00	\$ 335.00	\$ 97.00	
150-1480	PLATE COMPACTOR 400LB TO 499LB REVERSBLE	\$ 934.00	\$ 494.00	\$ 153.00	
150-1520	PLATE COMPACTOR 600LB TO 699LB REVERSBLE	\$ 1,090.00	\$ 550.00	\$ 164.00	
150-1540	PLATE COMPACTOR 24IN 700LB TO 799LB REVE	\$ 1,090.00	\$ 550.00	\$ 164.00	
150-1560	PLATE COMPACTOR 900LB TO 999LB REVERSBLE	\$ 1,810.00	\$ 905.00	\$ 271.00	
150-1580	PLATE COMPACTOR 28IN 1000 TO 1100LB REVE	\$ 1,810.00	\$ 905.00	\$ 271.00	
150-1600	PLATE COMPACTOR 1100LB-1199LB REVERSBLE	\$ 2,669.00	\$1,238.00	\$ 340.00	
150-1720	TAMPER 30LB 6IN AIR	\$ 390.00	\$ 190.00	\$ 58.00	
150-2020	ROLLER WALKBEHIND DOUBLE DRUM 25IN GAS	\$ 866.00	\$ 473.00	\$ 179.00	
150-2040	ROLLER WALKBEHIND SINGLE DRUM 28IN GAS	\$ 866.00	\$ 473.00	\$ 179.00	
150-2220	ROLLER TRENCH VIBRA DBL DRUM 22IN DSL	\$ 1,930.00	\$ 935.00	\$ 395.00	
150-2260	ROLLER TRENCH VIBRA DBL DRUM 32IN DSL	\$ 1,930.00	\$ 935.00	\$ 395.00	
150-2560	ROLLER RIDE-ON PADFT 54IN SNG 5 TON	\$ 3,305.00	\$1,425.00	\$ 560.00	
150-2580	ROLLER RIDE-ON PADFT 66IN SNG 8 TON	\$ 3,900.00	\$1,775.00	\$ 700.00	
150-2600	ROLLER RIDE-ON PADFT 84IN SNG 11 TON	\$ 4,988.00	\$2,124.00	\$ 835.00	
150-2620	ROLLER RIDE-ON PADFT 84IN SNG 14 TON	\$ 5,350.00	\$2,285.00	\$ 850.00	
150-2720	ROLLER RIDE-ON SMOOTH 42IN SNG 2 TON	\$ 2,423.00	\$ 992.00	\$ 345.00	
150-2730	ROLLER RIDE-ON SMOOTH 54IN SNG 5 TON	\$ 2,700.00	\$1,240.00	\$ 500.00	
150-2760	ROLLER RIDE-ON SMOOTH 66IN SNG 8 TON	\$ 3,195.00	\$1,495.00	\$ 595.00	
150-2770	ROLLER RIDE-ON SMOOTH 84IN SNG 11 TON	\$ 4,095.00	\$1,785.00	\$ 680.00	
150-2820	ROLLER RIDE-ON SMOOTH 35IN DBL 1 TON GAS	\$ 1,401.00	\$ 571.00	\$ 202.00	
150-2840	ROLLER RIDE-ON SMOOTH 47IN DBL 2 TON DSL	\$ 1,840.00	\$ 709.00	\$ 290.00	ADD
150-2860	ROLLER RIDE-ON SMOOTH 47IN DBL 3 TON DSL	\$ 1,840.00	\$ 709.00	\$ 290.00	
150-2880	ROLLER RIDE-ON SMOOTH 66IN DBL 7 TON DSL	\$ 4,200.00	\$2,090.00	\$ 695.00	

150-2920	ROLLER RIDE-ON SMOOTH 66IN DBL 11TON DSL	\$ 4,725.00	\$2,245.00	\$ 800.00	
150-2950	ROLLER ATTACHMENT PADFOOT 5 TON	\$ 482.00	\$ 195.00	\$ 65.00	
150-2960	ROLLER ATTACHMENT PADFOOT 8 TON	\$ 714.00	\$ 368.00	\$ 135.00	
150-2970	ROLLER ATTACHMENT PADFOOT 11 TON	\$ 893.00	\$ 402.00	\$ 160.00	
150-3020	ROLLER ASPHALT 9 WHL PNUEMATIC 68IN 12TN	\$ 4,250.00	\$1,630.00	\$ 549.00	
150-3240	PLATE ATT 12IN 1-7MT MINI EX 3000LB	\$ 1,051.00	\$ 498.00	\$ 140.00	
150-3260	PLATE ATT 24IN BH & 8MT MINI EX 6500LB	\$ 1,324.00	\$ 623.00	\$ 164.00	
150-3300	PLATE ATT 27IN 10-18MT EXCAVATOR 11000LB	\$ 2,207.00	\$ 985.00	\$ 265.00	
150-3320	PLATE ATT 34IN 19-24MT EXCAVATOR 21000LB	\$ 2,636.00	\$1,139.00	\$ 310.00	
150-4010	ROAD MILLING COLD 80IN WIDE	\$28,000.00	#####	\$2,500.00	
150-4020	TRAILER ASPHALT 4 TON	\$ 3,265.00	\$1,630.00	\$ 410.00	
150-4120	ASPHALT CRACK FILLER W/B LP	\$ 672.00	\$ 315.00	\$ 145.00	
150-5000	TRAILER CRACK SEALER 250 GAL	\$ 3,730.00	\$1,197.00	\$ 500.00	
175-1100	SURVEILLANCE PRIMARY CAMERA UNIT	\$ 1,300.00	\$ 520.00	\$ 210.00	
175-1102	SURVEILLANCE TRAILER NO CAMERA SOLAR	\$ 630.00	\$ 324.00	\$ 145.00	
175-1110	SURVEILLANCE SECONDARY CAMERA UNIT	\$ 499.00	\$ 175.00	\$ 75.00	
175-1115	SURVEILLANCE CAMERA W TRIPOD 115V	\$ 848.00	\$ 290.00	\$ 125.00	
200-1015	MINI WHEEL LOADER W/B < 600LB CAPBATTERY	\$ 3,213.00	\$1,200.00	\$ 490.00	
200-1020	MINI TRACK LOADER W/B < 600LB CAP GAS	\$ 1,800.00	\$ 775.00	\$ 270.00	
200-1030	MINI TRACK LOADER W/B < 600LB CAP DSL	\$ 1,800.00	\$ 775.00	\$ 270.00	
200-1040	MINI TRK LOADER W/B > 600LB <1000LB	\$ 1,920.00	\$ 855.00	\$ 300.00	
200-1045	MINI TRACK LOADER W/B > 1,000LB CAP DSL	\$ 2,250.00	\$ 945.00	\$ 360.00	
200-1050	MINI TRACK LOADER W/B 2000LB CAP DSL	\$ 2,735.00	\$1,155.00	\$ 430.00	
200-1310	SKIDSTEER LOADER 250-750LB ROPS	\$ 1,746.00	\$ 623.00	\$ 219.00	
200-1311	SKIDSTEER LOADER 250-750LB CAB	\$ 1,796.00	\$ 636.00	\$ 230.00	
200-1350	SKIDSTEER LOADER 1300-2099LB ROPS	\$ 1,475.00	\$ 570.00	\$ 227.00	
200-1351	SKIDSTEER LOADER 1300-2099LB CAB	\$ 1,565.00	\$ 605.00	\$ 246.00	
200-1352	SKIDSTEER LOADER 1751-2099LB ROPS HF	\$ 1,565.00	\$ 605.00	\$ 246.00	
200-1353	SKIDSTEER LOADER 1751-2099LB CAB HF	\$ 1,590.00	\$ 650.00	\$ 269.00	
200-1360	SKIDSTEER LOADER 2100-2399LB ROPS	\$ 1,675.00	\$ 740.00	\$ 316.00	
200-1361	SKIDSTEER LOADER 2100-2399LB CAB	\$ 1,730.00	\$ 830.00	\$ 345.00	
200-1362	SKIDSTEER LOADER 2100-2399LB ROPS HF	\$ 1,730.00	\$ 830.00	\$ 345.00	
200-1370	SKIDSTEER LOADER 2400-2999LB ROPS	\$ 1,675.00	\$ 740.00	\$ 316.00	
200-1371	SKIDSTEER LOADER 2400-2999LB CAB	\$ 1,730.00	\$ 830.00	\$ 345.00	
200-1372	SKIDSTEER LOADER 2400-2999LB ROPS HF	\$ 1,730.00	\$ 830.00	\$ 345.00	
200-1373	SKIDSTEER LOADER 2400-2999LB CAB HF	\$ 1,870.00	\$ 874.00	\$ 355.00	
200-1382	SKIDSTEER LOADER OVER 3000LB ROPS HF	\$ 2,336.00	\$1,046.00	\$ 435.00	
200-1420	COMPACT TRACK LOADER 600-1299LB ROPS	\$ 2,330.00	\$ 916.00	\$ 353.00	
200-1430	COMPACT TRACK LOADER 1300-1699LB ROPS	\$ 2,330.00	\$ 916.00	\$ 353.00	
200-1431	COMPACT TRACK LOADER 1300-1699LB CAB	\$ 2,423.00	\$ 940.00	\$ 374.00	
200-1440	COMPACT TRACK LOADER 1700-1999LB ROPS	\$ 2,330.00	\$ 916.00	\$ 353.00	
200-1441	COMPACT TRACK LOADER 1700-1999LB CAB	\$ 2,423.00	\$ 940.00	\$ 374.00	
200-1450	COMPACT TRACK LOADER 2000-2399LB ROPS	\$ 2,330.00	\$ 916.00	\$ 353.00	
200-1451	COMPACT TRACK LOADER 2000-2399LB CAB	\$ 2,423.00	\$ 940.00	\$ 374.00	
200-1452	COMPACT TRACK LOADER 2000-2399LB ROPS HF	\$ 2,423.00	\$ 940.00	\$ 374.00	
200-1453	COMPACT TRACK LOADER 2000-2399LB CAB HF	\$ 2,530.00	\$ 981.00	\$ 392.00	
200-1460	COMPACT TRACK LOADER 2400-2799LB ROPS	\$ 2,530.00	\$ 981.00	\$ 392.00	
200-1461	COMPACT TRACK LOADER 2400-2799LB CAB	\$ 2,596.00	\$1,060.00	\$ 405.00	



200-1463	COMPACT TRACK LOADER 2400-2799LB CAB HF	\$ 2,884.00	\$1,150.00	\$ 430.00	
200-1470	COMPACT TRACK LOADER 2800LB & OVER ROPS	\$ 2,884.00	\$1,150.00	\$ 430.00	
200-1471	COMPACT TRACK LOADER 2800LB & OVER CAB	\$ 3,000.00	\$1,195.00	\$ 450.00	
200-1472	COMPACT TRACK LOADER 2800LB & UP ROPS HF	\$ 3,000.00	\$1,195.00	\$ 450.00	
200-1473	COMPACT TRACK LOADER 2800LB & UP CAB HF	\$ 3,100.00	\$1,235.00	\$ 465.00	
210-1100	BACKHOE COMPACT TLB 20-23HP 4WD ROPS DSL	\$ 1,820.00	\$ 848.00	\$ 270.00	
210-1200	BACKHOE COMPACT TLB 24-29HP 4WD ROPS DSL	\$ 2,221.00	\$ 970.00	\$ 325.00	
210-3100	BACKHOE 70-97HP 2WD ROPS DSL	\$ 2,130.00	\$ 915.00	\$ 340.00	
210-3200	BACKHOE 70-97HP 4WD ROPS DSL	\$ 2,130.00	\$ 915.00	\$ 340.00	
210-3205	BACKHOE 70-97HP 4WD ROPS EXTENDAHOE DSL	\$ 2,130.00	\$ 915.00	\$ 340.00	
210-3250	BACKHOE 70-97HP 4WD CAB DSL	\$ 2,250.00	\$ 990.00	\$ 375.00	
210-3255	BACKHOE 70-97HP 4WD CAB EXTENDAHOE DSL	\$ 2,250.00	\$ 990.00	\$ 375.00	
210-4205	BACKHOE 98-115HP 4WD ROPS EXTENDAHOE DSL	\$ 3,650.00	\$1,475.00	\$ 515.00	
210-4250	BACKHOE 98-115HP 4WD CAB DSL	\$ 3,650.00	\$1,475.00	\$ 515.00	
210-4255	BACKHOE 98-115HP 4WD CAB EXTENDAHOE DSL	\$ 3,650.00	\$1,475.00	\$ 515.00	
210-5205	BACKHOE OVER 115HP 4WD ROPS EXTENHOE DSL	\$ 5,600.00	\$1,990.00	\$ 705.00	
210-5250	BACKHOE OVER 115HP 4WD CAB DSL	\$ 5,600.00	\$1,990.00	\$ 705.00	
210-5255	BACKHOE OVER 115HP 4WD CAB EXTENDHOE DSL	\$ 5,600.00	\$1,990.00	\$ 705.00	
225-0010	COUPLER/EXCAVATOR	\$ 405.00	\$ 135.00	\$ 49.00	
230-1100	DEMOLITION ROBOT DXR300 4300LB 17FT ELEC	\$ 8,700.00	\$3,600.00	\$1,250.00	
230-1210	BREAKER DEMOLITION ROBOT 440LB DXR300	\$ 1,610.00	\$ 548.00	\$ 219.00	
240-1000	MINI-EXCAVATOR 2000-2999 LBS DSL ROPS	\$ 1,655.00	\$ 804.00	\$ 285.00	
240-1002	MINI-EXCAVATOR 2000-2999 LBS ELC ROPS	\$ 3,000.00	\$1,170.00	\$ 412.00	
240-1100	MINI-EXCAVATOR 3000-3999 LBS DSL ROPS	\$ 1,673.00	\$ 804.00	\$ 293.00	
240-1200	MINI-EXCAVATOR 4000-4999 LBS DSL ROPS	\$ 1,673.00	\$ 804.00	\$ 293.00	
240-1201	MINI-EXCAVATOR 4000-4999 LBS HYBRID ROPS	\$ 3,000.00	\$1,170.00	\$ 412.00	
240-1300	MINI-EXCAVATOR 5000-6999 LBS DSL ROPS	\$ 1,673.00	\$ 804.00	\$ 293.00	
240-1310	MINI-EXCAVATOR 5000-6999 LBS DSL CAB	\$ 1,813.00	\$ 851.00	\$ 324.00	
240-1315	MINI-EXCAVATOR 5000-6999 LBS BATT ROPS	\$ 6,594.00	\$2,876.00	\$1,135.00	
240-1400	MINI-EXCAVATOR 7000-8999 LBS DSL ROPS	\$ 1,895.00	\$ 865.00	\$ 325.00	
240-1410	MINI-EXCAVATOR 7000-8999 LBS DSL CAB	\$ 2,005.00	\$ 897.00	\$ 339.00	
240-1500	MINI-EXCAVATOR 9000-11999 LBS DSL ROPS	\$ 2,395.00	\$ 993.00	\$ 355.00	
240-1510	MINI-EXCAVATOR 9000-11999 LBS DSL CAB	\$ 2,595.00	\$1,025.00	\$ 385.00	
240-1600	MINI-EXCAVATOR 12000-13999 LBS DSL ROPS	\$ 2,800.00	\$1,115.00	\$ 430.00	
240-1610	MINI-EXCAVATOR 12000-13999 LBS DSL CAB	\$ 2,939.00	\$1,195.00	\$ 479.00	
240-1620	MINI-EXCAVATOR 12000 LBS DSL CAB WHEELED	\$ 6,000.00	\$2,400.00	\$1,000.00	
240-1700	MINI-EXCAVATOR 14000-19000 LBS DSL ROPS	\$ 3,500.00	\$1,327.00	\$ 515.00	
240-1710	MINI-EXCAVATOR 14000-19000 LBS DSL CAB	\$ 3,500.00	\$1,327.00	\$ 515.00	
240-2000	EXCAVATOR 28000-38000 LBS STD REACH	\$ 5,150.00	\$1,872.00	\$ 775.00	
240-2020	EXCAVATOR 28000-38000 LBS REDUCED TAIL	\$ 5,150.00	\$1,872.00	\$ 775.00	
240-2030	EXCAVATOR 28000-38000 LBS RED TAILRUBTRK	\$ 6,000.00	\$2,100.00	\$ 820.00	
240-2040	EXCAVATOR 28000-38000 LBS CAB WHEELED	\$ 8,500.00	\$3,000.00	\$1,000.00	
240-2100	EXCAVATOR 39000-42000 LBS STD REACH	\$ 6,410.00	\$2,370.00	\$ 970.00	
240-2200	EXCAVATOR 43000-49999 LBS STD REACH	\$ 6,410.00	\$2,370.00	\$ 970.00	
240-2300	EXCAVATOR 50000-59999 LBS STD REACH	\$ 7,710.00	\$3,045.00	\$1,240.00	
240-2320	EXCAVATOR 50000-59999 LBS REDUCED TAIL	\$ 7,710.00	\$3,045.00	\$1,240.00	
240-2350	EXCAVATOR 50000-59999 LBS WHEELED	\$ 11,000.00	\$3,850.00	\$1,650.00	
240-2400	EXCAVATOR 60000-69999 LBS STD REACH	\$ 10,550.00	\$3,800.00	\$1,600.00	

240-2410	EXCAVATOR 60000-69999 LBS LONG REACH	\$ 11,000.00	\$3,850.00	\$1,650.00	
240-2500	EXCAVATOR 70000-80000 LBS STD REACH	\$ 10,550.00	\$3,800.00	\$1,600.00	
240-2510	EXCAVATOR 70000-80000 LBS REDUCED TAIL	\$ 11,000.00	\$3,850.00	\$1,650.00	
250-1100	DOZER STD TRACK 70-85 HP ROPS	\$ 4,180.00	\$1,710.00	\$ 655.00	
250-1140	DOZER WIDE TRACK 70-85 HP ROPS	\$ 4,180.00	\$1,710.00	\$ 655.00	
250-1160	DOZER WIDE TRACK 70-85 HP CAB	\$ 4,180.00	\$1,710.00	\$ 655.00	
250-1200	DOZER STD TRACK 86-95 HP ROPS	\$ 4,600.00	\$1,805.00	\$ 720.00	
250-1220	DOZER STD TRACK 86-95 HP CAB	\$ 4,600.00	\$1,805.00	\$ 720.00	
250-1240	DOZER WIDE TRACK 86-95 HP ROPS	\$ 4,600.00	\$1,805.00	\$ 720.00	
250-1260	DOZER WIDE TRACK 86-95 HP CAB	\$ 4,600.00	\$1,805.00	\$ 720.00	
250-1300	DOZER STD TRACK 96-105 HP ROPS	\$ 5,357.00	\$2,040.00	\$ 795.00	
250-1320	DOZER STD TRACK 96-105 HP CAB	\$ 5,357.00	\$2,040.00	\$ 795.00	
250-1340	DOZER WIDE TRACK 96-105 HP ROPS	\$ 5,357.00	\$2,040.00	\$ 795.00	
250-1360	DOZER WIDE TRACK 96-105 HP CAB	\$ 5,357.00	\$2,040.00	\$ 795.00	
250-1450	DOZER WIDE TRACK 106-130 HP ROPS	\$ 7,100.00	\$2,870.00	\$1,150.00	
250-1460	DOZER WIDE TRACK 106-130 HP CAB	\$ 7,100.00	\$2,870.00	\$1,150.00	
250-1560	DOZER WIDE TRACK 131-165 HP CAB	\$ 9,000.00	\$3,385.00	\$1,250.00	
260-1100	ROAD GRADER 110-119HP DSL	\$ 6,387.00	\$2,200.00	\$ 805.00	
260-1120	ROAD GRADER 130-139HP DSL	\$ 8,800.00	\$3,150.00	\$1,150.00	
265-1010	COMPACT LOADER 0.75 YD STD BKT DSL	\$ 3,000.00	\$1,200.00	\$ 550.00	
265-1110	COMPACT LOADER 1.0-1.4 YD STD BKT DSL	\$ 3,150.00	\$1,280.00	\$ 600.00	
265-1300	WHEEL LOADER 2.0-2.4 YD STD BKT DSL	\$ 3,959.00	\$1,650.00	\$ 595.00	
265-1310	WHEEL LOADER 3.0-3.4 YD STD BKT DSL	\$ 5,535.00	\$1,975.00	\$ 755.00	
265-1320	WHEEL LOADER 2.5-3.4 YD MP BKT DSL	\$ 5,769.00	\$2,200.00	\$ 802.00	
265-1410	WHEEL LOADER 3.5-3.9 YD STD BKT DSL	\$ 5,769.00	\$2,200.00	\$ 802.00	
265-1510	WHEEL LOADER 4.0-4.5 YD STD BKT DSL	\$ 7,638.00	\$2,400.00	\$ 948.00	
265-1520	WHEEL LOADER 4.0-4.5 YD MP BKT DSL	\$ 7,638.00	\$2,400.00	\$ 948.00	
275-1120	TRACTOR COMPACT 20-29HP 4WD DSL	\$ 1,510.00	\$ 620.00	\$ 217.00	
275-1160	TRACTOR 40-49HP 4WD DSL	\$ 1,725.00	\$ 704.00	\$ 285.00	
275-1200	TRACTOR 60-69HP 4WD DSL	\$ 1,817.00	\$ 738.00	\$ 295.00	
275-1300	TRACTOR 90-99HP 4WD DSL	\$ 1,935.00	\$ 737.00	\$ 310.00	
275-2140	TRACTOR LOADER 30-39HP 4WD DSL	\$ 1,825.00	\$ 805.00	\$ 300.00	
275-2200	TRACTOR SKIPLOADER 60-90HP 4WD DSL	\$ 2,150.00	\$ 960.00	\$ 350.00	
280-1010	TRENCHER CABLE INSTALLER W/B GAS	\$ 756.00	\$ 374.00	\$ 115.00	
280-1020	TRENCHER W/B TRACK 24IN GAS	\$ 1,103.00	\$ 620.00	\$ 213.00	
280-1040	TRENCHER W/B TRACK 36IN GAS	\$ 1,147.00	\$ 628.00	\$ 225.00	
280-1060	TRENCHER W/B WHEEL 0IN TO 18IN GAS	\$ 886.00	\$ 427.00	\$ 156.00	
280-1070	TRENCHER W/B WHEEL 24IN GAS	\$ 1,020.00	\$ 581.00	\$ 203.00	
280-1110	TRENCHER RIDE-ON 35-49HP DSL	\$ 2,345.00	\$1,045.00	\$ 425.00	
290-1000	WB LOADER ATTACHMENT AUGER	\$ 441.00	\$ 171.00	\$ 60.00	
290-1005	WB LOADER ATTACHMENT TRENCHER	\$ 539.00	\$ 259.00	\$ 93.00	
290-1010	WB LOADER SOIL CONDITIONER	\$ 882.00	\$ 363.00	\$ 120.00	
290-1015	WB LOADER ATTACHMENT TILLER	\$ 638.00	\$ 285.00	\$ 104.00	
290-1025	WB LOADER ATTACHMENT BREAKER <250 LBS	\$ 1,079.00	\$ 514.00	\$ 181.00	
290-1035	WB LOADER STANDARD BUCKET 35-36 3.5CF	\$ 89.00	\$ 30.00	\$ 10.00	
290-1036	WB LOADER STANDARD BUCKET 41-44 4.3CF	\$ 89.00	\$ 30.00	\$ 10.00	
290-1040	WB LOADER ATTACHMENT GRAPPLE BKT 36IN	\$ 422.00	\$ 180.00	\$ 65.00	
290-1045	WB LOADER ATTACHMENT GRAPPLE BKT 42IN	\$ 422.00	\$ 180.00	\$ 65.00	

290-1050	WB LOADER ATTACHMENT GRAPPLE BKT 48IN	\$ 422.00	\$ 180.00	\$ 65.00	
290-1060	WB LOADER ATTACHMENT FORKS	\$ 220.00	\$ 78.00	\$ 27.00	
290-1080	WB LOADER ATTACHMENT BORING	\$ 441.00	\$ 234.00	\$ 104.00	
290-2000	SKIDSTEER ATTACHMENT AUGER MED TORQUE	\$ 736.00	\$ 296.00	\$ 104.00	
290-2005	SKIDSTEER ATTACHMENT AUGER HI TORQUE	\$ 736.00	\$ 296.00	\$ 104.00	
290-2010	SKIDSTEER ATTACHMENT ANGLE BROOM	\$ 770.00	\$ 363.00	\$ 120.00	
290-2015	SKIDSTEER ATTACHMENT SWEEPER	\$ 770.00	\$ 363.00	\$ 120.00	
290-2020	SKIDSTEER ATTACHMENT SNOW PUSHER	\$ 515.00	\$ 240.00	\$ 131.00	
290-2022	SKIDSTEER ATTACHMENT ANGLE SNOW PLOW	\$ 614.00	\$ 275.00	\$ 132.00	
290-2025	SKIDSTEER ATTACHMENT SNOW BLOWER	\$ 850.00	\$ 312.00	\$ 153.00	
290-2030	SKIDSTEER ATTACHMENT TRENCHER	\$ 1,133.00	\$ 440.00	\$ 159.00	
290-2045	SKIDSTEER ATTACHMENT ROOT RAKE W CLAMP	\$ 441.00	\$ 217.00	\$ 98.00	
290-2050	SKIDSTEER ATTACHMENT ROCK HOUND RAKE	\$ 950.00	\$ 390.00	\$ 159.00	
290-2055	SKIDSTEER ATTACHMENT SOIL CONDITIONER	\$ 950.00	\$ 390.00	\$ 159.00	
290-2057	SKIDSTEER ATTACHMENT FLAIL MOWER	\$ 2,050.00	\$ 935.00	\$ 310.00	
290-2058	SKIDSTEER ATTACHMENT BRUSH CUTTER 60 SF	\$ 1,360.00	\$ 570.00	\$ 203.00	
290-2059	SKIDSTEER ATTACHMENT BRUSH CUTTER 66 SF	\$ 1,360.00	\$ 570.00	\$ 203.00	
290-2060	SKIDSTEER ATTACHMENT BRUSH CUTTER 72 SF	\$ 1,360.00	\$ 570.00	\$ 203.00	
290-2063	SKIDSTEER ATTACHMENT BRUSH CUTTER 72 HF	\$ 1,585.00	\$ 727.00	\$ 255.00	
290-2064	SKIDSTEER ROT MOWER 8IN CAP 60IN DECK HF	\$ 2,376.00	\$1,200.00	\$ 455.00	
290-2065	SKIDSTEER ATTACHMENT FORESTRY MULCHER	\$ 4,075.00	\$2,077.00	\$ 875.00	
290-2070	SKIDSTEER ATTACHMENT PLANER 14IN SF	\$ 2,195.00	\$1,150.00	\$ 356.00	
290-2073	SKIDSTEER ATTACHMENT PLANER 18IN HF	\$ 2,250.00	\$1,200.00	\$ 415.00	
290-2075	SKIDSTEER ATTACHMENT PLANER 24IN HF	\$ 2,675.00	\$1,500.00	\$ 485.00	
290-2080	SKIDSTEER ATTACHMENT TILLER	\$ 736.00	\$ 338.00	\$ 120.00	
290-2092	SKIDSTEER ATTACHMENT POST DRIVER	\$ 981.00	\$ 392.00	\$ 138.00	
290-2095	SKIDSTEER ATTACHMENT SPREADER	\$ 706.00	\$ 235.00	\$ 85.00	
290-2100	SKIDSTEER ATTACHMENT TREE BOOM	\$ 412.00	\$ 217.00	\$ 76.00	
290-2105	SKIDSTEER ATTACHMENT TILE SCRAPER	\$ 470.00	\$ 249.00	\$ 87.00	
290-2120	SKIDSTEER ATTACHMENT SHEAR	\$ 985.00	\$ 415.00	\$ 125.00	
290-2125	SKIDSTEER ATTACHMENT DOZER BLADE	\$ 412.00	\$ 217.00	\$ 76.00	
290-2135	SKIDSTEER ATTACHMENT VACUUM LIFT BATTERY	\$ 935.00	\$ 455.00	\$ 195.00	
290-2140	SKIDSTEER ATTACHMENT FORKS 42IN	\$ 274.00	\$ 124.00	\$ 43.00	
290-2145	SKIDSTEER ATTACHMENT FORKS 48IN	\$ 274.00	\$ 124.00	\$ 43.00	
290-2148	SKIDSTEER ATTACHMENT FORKS 72IN	\$ 605.00	\$ 266.00	\$ 93.00	
290-2195	SKIDSTEER ATTACHMENT ASPHALT FLOAT	\$ 1,030.00	\$ 425.00	\$ 185.00	
290-2210	SKIDSTEER ATTACHMENT BREAKER 191-290 LBS	\$ 1,079.00	\$ 514.00	\$ 181.00	
290-2220	SKIDSTEER ATTACHMENT BREAKER 291-390 LBS	\$ 1,079.00	\$ 514.00	\$ 181.00	
290-2225	SKIDSTEER ATTACHMENT BREAKER 391-600 LBS	\$ 1,320.00	\$ 607.00	\$ 213.00	
290-2230	COMBO SSL M-EX ATTACH BREAKER 391-600LBS	\$ 1,320.00	\$ 607.00	\$ 213.00	
290-2235	SKIDSTEER ATTACHMENT BREAKER 601-900 LBS	\$ 1,320.00	\$ 607.00	\$ 213.00	
290-2300	SKIDSTEER ATTACHMENT BUCKET 36IN	\$ 89.00	\$ 30.00	\$ 10.00	
290-2332	SKIDSTEER ATTACHMENT BUCKET 56IN LOW-PRO	\$ 89.00	\$ 30.00	\$ 10.00	
290-2340	SKIDSTEER ATTACHMENT BUCKET 62IN	\$ 89.00	\$ 30.00	\$ 10.00	
290-2345	SKIDSTEER ATTACHMENT BUCKET 62IN 4 IN 1	\$ 441.00	\$ 156.00	\$ 65.00	
290-2350	SKIDSTEER ATTACHMENT BUCKET 62IN LOW-PRO	\$ 89.00	\$ 30.00	\$ 10.00	
290-2360	SKIDSTEER ATTACHMENT BUCKET 66IN	\$ 89.00	\$ 30.00	\$ 10.00	
290-2365	SKIDSTEER ATTACHMENT BUCKET 66IN 4 IN 1	\$ 441.00	\$ 156.00	\$ 65.00	

290-2370	SKIDSTEER ATTACHMENT BUCKET 66IN LOW-PRO	\$ 89.00	\$ 30.00	\$ 10.00	
290-2380	SKIDSTEER ATTACHMENT BUCKET 68IN	\$ 89.00	\$ 30.00	\$ 10.00	
290-2385	SKIDSTEER ATTACHMENT BUCKET 68IN 4 IN 1	\$ 441.00	\$ 156.00	\$ 65.00	
290-2390	SKIDSTEER ATTACHMENT BUCKET 68IN LOW-PRO	\$ 89.00	\$ 30.00	\$ 10.00	
290-2400	SKIDSTEER ATTACHMENT BUCKET 72IN	\$ 89.00	\$ 30.00	\$ 10.00	
290-2402	SKIDSTEER ATTACHMENT BUCKET 72IN LOW-PRO	\$ 89.00	\$ 30.00	\$ 10.00	
290-2405	SKIDSTEER ATTACHMENT BUCKET 72IN 4 IN 1	\$ 441.00	\$ 156.00	\$ 65.00	
290-2420	SKIDSTEER ATTACHMENT BUCKET 74IN	\$ 89.00	\$ 30.00	\$ 10.00	
290-2425	SKIDSTEER ATTACHMENT BUCKET 74IN 4 IN 1	\$ 441.00	\$ 156.00	\$ 65.00	
290-2430	SKIDSTEER ATTACHMENT BUCKET 74IN LIGHT	\$ 89.00	\$ 30.00	\$ 10.00	
290-2435	SKIDSTEER ATTACHMENT BUCKET 74IN LOW-PRO	\$ 89.00	\$ 30.00	\$ 10.00	
290-2440	SKIDSTEER ATTACHMENT BUCKET 78IN LOW-PRO	\$ 89.00	\$ 30.00	\$ 10.00	
290-2460	SKIDSTEER ATTACHMENT BUCKET 80IN	\$ 89.00	\$ 30.00	\$ 10.00	
290-2467	SKIDSTEER ATTACHMENT BUCKET 80IN LOW-PRO	\$ 89.00	\$ 30.00	\$ 10.00	
290-2475	SKIDSTEER ATTACHMENT BUCKET 84IN	\$ 89.00	\$ 30.00	\$ 10.00	
290-2500	SKIDSTEER ATTACHMENT BRUSH GRAPPLE	\$ 539.00	\$ 230.00	\$ 80.00	
290-2502	SKIDSTEER ATTACHMENT GRAPPLE BKT 36IN	\$ 525.00	\$ 196.00	\$ 63.00	
290-2505	SKIDSTEER ATTACHMENT GRAPPLE BKT 60-65IN	\$ 560.00	\$ 249.00	\$ 85.00	
290-2510	SKIDSTEER ATTACHMENT GRAPPLE BKT 66-71IN	\$ 560.00	\$ 249.00	\$ 85.00	
290-2515	SKIDSTEER ATTACHMENT GRAPPLE BKT 72-77IN	\$ 560.00	\$ 249.00	\$ 85.00	
290-2600	TOOLCAT ATTACHMENT SPREADER	\$ 599.00	\$ 261.00	\$ 90.00	
290-3020	TRACTOR ATTACHMENT RIPPER	\$ 392.00	\$ 155.00	\$ 54.00	
290-3030	TRACTOR ATTACHMENT BOX BLADE	\$ 392.00	\$ 155.00	\$ 54.00	
290-3040	TRACTOR ATTACHMENT ROTARY BRUSH MOWER	\$ 465.00	\$ 170.00	\$ 71.00	
290-3047	TRACTOR ATTACHMENT FLAIL MOWER	\$ 710.00	\$ 275.00	\$ 90.00	
290-3060	TRACTOR ATTACHMENT TILLER	\$ 638.00	\$ 234.00	\$ 82.00	
290-4010	COMPACTION WHEEL BACKHOE 12IN	\$ 825.00	\$ 360.00	\$ 135.00	
290-4015	COMPACTION WHEEL BACKHOE 18IN	\$ 825.00	\$ 360.00	\$ 135.00	
290-4020	COMPACTION WHEEL BACKHOE 24IN	\$ 825.00	\$ 360.00	\$ 135.00	
290-4030	BACKHOE ATTACHMENT THUMB	\$ 135.00	\$ 75.00	\$ 25.00	
290-4050	BACKHOE ATTACHMENT FORKS 42IN	\$ 325.00	\$ 135.00	\$ 49.00	
290-4055	BACKHOE ATTACHMENT FORKS 48IN	\$ 325.00	\$ 135.00	\$ 49.00	
290-4060	BACKHOE ATTACHMENT FORKS 60IN	\$ 350.00	\$ 142.00	\$ 54.00	
290-4100	BACKHOE BUCKET CRIBBING 8IN QC	\$ 115.00	\$ 58.00	\$ 28.00	
290-4120	BACKHOE BUCKET TRENCH 12IN QC	\$ 115.00	\$ 58.00	\$ 28.00	
290-4140	BACKHOE BUCKET TRENCH 18IN QC	\$ 115.00	\$ 58.00	\$ 28.00	
290-4150	BACKHOE BUCKET TRENCH 24IN QC	\$ 115.00	\$ 58.00	\$ 28.00	
290-4160	BACKHOE BUCKET TRENCH 30IN QC	\$ 115.00	\$ 58.00	\$ 28.00	
290-4170	BACKHOE BUCKET TRENCH 36IN QC	\$ 115.00	\$ 58.00	\$ 28.00	
290-4180	BACKHOE BUCKET SMOOTH 36IN QC	\$ 115.00	\$ 58.00	\$ 28.00	
290-4190	BACKHOE BUCKET TRENCH 42IN QC	\$ 324.00	\$ 114.00	\$ 49.00	
290-4205	BACKHOE BUCKET SMOOTH 48IN QC	\$ 324.00	\$ 114.00	\$ 49.00	
290-4210	BACKHOE BUCKET TRENCH 48IN QC	\$ 324.00	\$ 114.00	\$ 49.00	
290-4280	BACKHOE BUCKET 1YD SIDE DUMP	\$ 825.00	\$ 385.00	\$ 135.00	
290-5000	MINI-EX ATTACHMENT AUGER MED TORQUE	\$ 735.00	\$ 296.00	\$ 104.00	
290-5010	COMPACTION WHEEL MINI-EX <19K LBS 16-18	\$ 660.00	\$ 312.00	\$ 109.00	
290-5020	MINI-EX ATTACHMENT FORESTRY MULCHER	\$ 2,720.00	\$1,385.00	\$ 525.00	
290-5150	MINI-EX ATTACHMENT BREAKER 191-290 LBS	\$ 1,320.00	\$ 607.00	\$ 213.00	

290-5160	MINI-EX ATTACHMENT BREAKER 391-600 LBS	\$ 1,320.00	\$ 607.00	\$ 213.00	
290-5165	MINI-EX ATTACHMENT BREAKER 601-900 LBS	\$ 2,325.00	\$1,130.00	\$ 390.00	
290-5180	MINI-EX ATTACH SWING CPLR UP TO 9K LBS	\$ 441.00	\$ 150.00	\$ 54.00	
290-5186	MINI-EX TLB ATTACH SWING CPLR 14-20K LBS	\$ 581.00	\$ 227.00	\$ 85.00	
290-5210	MINI-EX <19K LBS BUCKET CRIBBING 10IN QC	\$ 147.00	\$ 51.00	\$ 20.00	
290-5220	MINI-EX <19K LBS BUCKET TRENCH <12IN QC	\$ 147.00	\$ 51.00	\$ 20.00	
290-5240	MINI-EX <19K LBS BUCKET TRENCH 12IN QC	\$ 147.00	\$ 51.00	\$ 20.00	
290-5245	MINI-EX <19K LBS BUCKET TRENCH 12IN PO	\$ 147.00	\$ 51.00	\$ 20.00	
290-5250	MINI-EX <19K LBS BUCKET SMOOTH 12IN QC	\$ 147.00	\$ 51.00	\$ 20.00	
290-5270	MINI-EX <19K LBS BUCKET TRENCH 16IN QC	\$ 147.00	\$ 51.00	\$ 20.00	
290-5280	MINI-EX <19K LBS BUCKET TRENCH 18IN QC	\$ 147.00	\$ 51.00	\$ 20.00	
290-5285	MINI-EX <19K LBS BUCKET TRENCH 18IN PO	\$ 147.00	\$ 51.00	\$ 20.00	
290-5290	MINI-EX <19K LBS BUCKET SMOOTH 18IN QC	\$ 147.00	\$ 51.00	\$ 20.00	
290-5320	MINI-EX <19K LBS BUCKET TRENCH 24IN QC	\$ 147.00	\$ 51.00	\$ 20.00	
290-5325	MINI-EX <19K LBS BUCKET TRENCH 24IN PO	\$ 147.00	\$ 51.00	\$ 20.00	
290-5330	MINI-EX <19K LBS BUCKET SMOOTH 24IN QC	\$ 147.00	\$ 51.00	\$ 20.00	
290-5340	MINI-EX <19K LBS BUCKET TRENCH 30IN QC	\$ 147.00	\$ 51.00	\$ 20.00	
290-5350	MINI-EX <19K LBS BUCKET SMOOTH 30 IN QC	\$ 147.00	\$ 51.00	\$ 20.00	
290-5360	MINI-EX <19K LBS BUCKET TRENCH 36IN QC	\$ 147.00	\$ 51.00	\$ 20.00	
290-5365	MINI-EX <19K LBS BUCKET TRENCH 36IN PO	\$ 147.00	\$ 51.00	\$ 20.00	
290-5370	MINI-EX <19K LBS BUCKET SMOOTH 36IN QC	\$ 147.00	\$ 51.00	\$ 20.00	
290-5380	MINI-EX <19K LBS BUCKET SWING 36IN QC	\$ 147.00	\$ 51.00	\$ 20.00	
290-5390	MINI-EX <19K LBS BUCKET TRENCH 42IN QC	\$ 220.00	\$ 78.00	\$ 32.00	
290-5395	MINI-EX <19K LBS BUCKET SMOOTH 42IN QC	\$ 220.00	\$ 78.00	\$ 32.00	
290-5410	MINI-EX <19K LBS BUCKET TRENCH 48N QC	\$ 220.00	\$ 78.00	\$ 32.00	
290-5420	MINI-EX <19K LBS BUCKET SMOOTH 48IN QC	\$ 220.00	\$ 78.00	\$ 32.00	
290-6000	EXCAVAT 28K-39K BUCKET TRENCH 12IN QC	\$ 294.00	\$ 104.00	\$ 43.00	
290-6010	EXCAVAT 28K-39K BUCKET TRENCH 18IN QC	\$ 294.00	\$ 104.00	\$ 43.00	
290-6015	EXCAVAT 28K-39K BUCKET TRENCH 18IN PO	\$ 294.00	\$ 104.00	\$ 43.00	
290-6020	EXCAVAT 28K-39K BUCKET TRENCH 24IN QC	\$ 294.00	\$ 104.00	\$ 43.00	
290-6025	EXCAVAT 28K-39K BUCKET TRENCH 24IN PO	\$ 294.00	\$ 104.00	\$ 43.00	
290-6030	EXCAVAT 28K-39K BUCKET TRENCH 30IN QC	\$ 294.00	\$ 104.00	\$ 43.00	
290-6035	EXCAVAT 28K-39K BUCKET TRENCH 30IN PO	\$ 294.00	\$ 104.00	\$ 43.00	
290-6040	EXCAVAT 28K-39K BUCKET TRENCH 36IN QC	\$ 294.00	\$ 104.00	\$ 43.00	
290-6045	EXCAVAT 28K-39K BUCKET TRENCH 36IN PO	\$ 294.00	\$ 104.00	\$ 43.00	
290-6050	EXCAVAT 28K-39K BUCKET TRENCH 42IN QC	\$ 294.00	\$ 104.00	\$ 43.00	
290-6055	EXCAVAT 28K-39K BUCKET TRENCH 42IN PO	\$ 294.00	\$ 104.00	\$ 43.00	
290-6060	EXCAVAT 28K-39K BUCKET TRENCH 48IN QC	\$ 294.00	\$ 104.00	\$ 43.00	
290-6065	EXCAVAT 28K-39K BUCKET TRENCH 48IN PO	\$ 294.00	\$ 104.00	\$ 43.00	
290-6070	EXCAVAT 28K-39K BUCKET SCREEN 48IN QC	\$ 294.00	\$ 104.00	\$ 43.00	
290-6082	EXCAVAT 28K-39K BUCKET SMOOTH 60IN QC	\$ 440.00	\$ 156.00	\$ 65.00	
290-6085	EXCAVAT 28K-39K BUCKET TRENCH 60IN PO	\$ 440.00	\$ 156.00	\$ 65.00	
290-6105	EXCAVAT 28K-39K BUCKET TRENCH 72IN QC	\$ 440.00	\$ 156.00	\$ 65.00	
290-6135	EXCAVAT 39K-50K BUCKET TRENCH 24IN PO	\$ 360.00	\$ 130.00	\$ 54.00	
290-6145	EXCAVAT 39K-50K BUCKET TRENCH 30IN PO	\$ 360.00	\$ 130.00	\$ 54.00	
290-6155	EXCAVAT 39K-50K BUCKET TRENCH 36IN PO	\$ 360.00	\$ 130.00	\$ 54.00	
290-6165	EXCAVAT 39K-50K BUCKET TRENCH 42IN PO	\$ 360.00	\$ 130.00	\$ 54.00	
290-6175	EXCAVAT 39K-50K BUCKET TRENCH 48IN PO	\$ 360.00	\$ 130.00	\$ 54.00	

290-6195	EXCAVAT 39K-50K BUCKET SMOOTH 60IN PO	\$ 514.00	\$ 185.00	\$ 80.00	
290-6210	EXCAVAT 39K-50K BUCKET SMOOTH 66IN PO	\$ 514.00	\$ 185.00	\$ 80.00	
290-6215	EXCAVAT 39K-50K BUCKET SMOOTH 72IN PO	\$ 514.00	\$ 185.00	\$ 80.00	
290-6245	EXCAVAT 50K-60K BUCKET TRENCH 24IN PO	\$ 360.00	\$ 130.00	\$ 54.00	
290-6265	EXCAVAT 50K-60K BUCKET TRENCH 36IN PO	\$ 360.00	\$ 130.00	\$ 54.00	
290-6285	EXCAVAT 50K-60K BUCKET TRENCH 48IN PO	\$ 360.00	\$ 130.00	\$ 54.00	
290-6295	EXCAVAT 50K-60K BUCKET TRENCH 54IN PO	\$ 514.00	\$ 185.00	\$ 80.00	
290-6365	EXCAVAT 60K-80K BUCKET TRENCH 36IN PO	\$ 440.00	\$ 156.00	\$ 65.00	
290-6395	EXCAVAT 60K-80K BUCKET TRENCH 54IN PO	\$ 440.00	\$ 156.00	\$ 65.00	
290-6405	EXCAVAT 60K-80K BUCKET TRENCH 60IN PO	\$ 662.00	\$ 230.00	\$ 95.00	
290-6500	EXCAVAT ATTACHMENT GRAPPLE BUCKET	\$ 3,500.00	\$1,525.00	\$ 545.00	
290-6510	EXCAVAT ATTACHMENT FLAIL MOWER	\$ 1,372.00	\$ 720.00	\$ 274.00	
290-6530	COMPACTION WHEEL EXCAVATOR 28K-39K 24IN	\$ 1,355.00	\$ 620.00	\$ 245.00	
290-6535	COMPACTION WHEEL EXCAVATOR 39K-50K 36IN	\$ 1,355.00	\$ 620.00	\$ 245.00	
290-6585	BACKHOE/8MT EXC ATTACHMENT AUGER	\$ 1,000.00	\$ 380.00	\$ 137.00	
290-6590	EXCAVAT ATTACHMENT THUMB	\$ 350.00	\$ 200.00	\$ 76.00	
290-6700	EXC TLB ATTACH BREAKER 1251-1800 LBS	\$ 2,300.00	\$1,115.00	\$ 395.00	
290-6705	EXCAVAT ATTACHMENT BREAKER 1801-2500 LBS	\$ 4,100.00	\$1,850.00	\$ 690.00	
290-6710	EXCAVAT ATTACHMENT BREAKER 2501-4800 LBS	\$ 4,300.00	\$1,950.00	\$ 705.00	
290-6715	EXCAVAT ATTACHMENT BREAKER 4801-6500 LBS	\$ 5,300.00	\$2,410.00	\$ 880.00	
290-6720	EXCAVAT ATTACHMENT BREAKER >10000 LBS	\$ 7,200.00	\$3,005.00	\$1,120.00	
290-7000	LOADER ATTACHMENT ROOT RAKE NO CLAMP	\$ 530.00	\$ 285.00	\$ 120.00	
290-7005	LOADER ATTACHMENT ROOT RAKE W CLAMP	\$ 931.00	\$ 493.00	\$ 213.00	
290-7010	LOADER ATTACHMENT LANDSCAPE RAKE	\$ 682.00	\$ 306.00	\$ 133.00	
290-7020	LOADER ATTACHMENT SNOW PUSHER	\$ 795.00	\$ 385.00	\$ 137.00	
290-7025	LOADER ATTACHMENT BOOM	\$ 368.00	\$ 165.00	\$ 87.00	
290-7030	LOADER ATTACHMENT TRUSS BOOM	\$ 368.00	\$ 165.00	\$ 87.00	
290-7038	FORKS FOR 1-1.4 YD WHEEL LOADER 48-60IN	\$ 500.00	\$ 260.00	\$ 100.00	
290-7040	FORKS FOR 2.5-3.5 YD WHEEL LOADER 48IN	\$ 500.00	\$ 260.00	\$ 100.00	
290-7045	FORKS FOR 2.5-3.5 YD WHEEL LOADER 60IN	\$ 581.00	\$ 301.00	\$ 115.00	
290-7050	FORKS FOR 2.5-3.5 YD WHEEL LOADER 72IN	\$ 581.00	\$ 301.00	\$ 115.00	
290-7055	FORKS FOR 2.5-3.5 YD WHEEL LOADER 96IN	\$ 625.00	\$ 325.00	\$ 145.00	
290-7060	FORKS FOR 2.5-3.5 YD WHEEL LOADER 96IN	\$ 670.00	\$ 355.00	\$ 160.00	
290-7070	FORKS FOR 4.0-4.5 YD WHEEL LOADER 60IN	\$ 630.00	\$ 345.00	\$ 134.00	
290-7075	FORKS FOR 4.0-4.5 YD WHEEL LOADER 72IN	\$ 711.00	\$ 333.00	\$ 145.00	
290-7085	FORKS FOR 4.0-4.5 YD WHEEL LOADER 96IN	\$ 765.00	\$ 383.00	\$ 165.00	
290-7110	LOADER BUCKET <4YD	\$ 330.00	\$ 155.00	\$ 54.00	
290-7115	LOADER BUCKET 4YD AND OVER	\$ 416.00	\$ 200.00	\$ 80.00	
290-7120	LOADER BUCKET COMBINATION	\$ 583.00	\$ 255.00	\$ 100.00	
290-7140	LOADER BUCKET ROLLOUT 5-6YD	\$ 1,863.00	\$ 655.00	\$ 290.00	
290-7145	LOADER BUCKET ROLLOUT 7.5YD AND OVER	\$ 1,950.00	\$ 780.00	\$ 335.00	
290-7150	LOADER BUCKET SIDE DUMP	\$ 795.00	\$ 350.00	\$ 120.00	
290-7155	LOADER ATTACHMENT PIPE GRAPPLE FORK	\$ 1,177.00	\$ 425.00	\$ 160.00	
290-7157	LOADER ATTACHMENT GRAPPLE BUCKET	\$ 795.00	\$ 350.00	\$ 120.00	
290-8000	DOZER ATTACHMENT ROOT RAKE NO CLAMP	\$ 415.00	\$ 207.00	\$ 82.00	
290-8020	CONCRETE HWY BARRIER LIFTING TONGS	\$ 443.00	\$ 236.00	\$ 81.00	
310-1005	MANHOLE BOX 2FTX8FTX8FT	\$ 365.00	\$ 125.00	\$ 25.00	
310-1010	MANHOLE BOX 4FTX10FTX10FT	\$ 900.00	\$ 299.00	\$ 60.00	



310-1020	MANHOLE BOX 4FTX8FTX8FT	\$ 735.00	\$ 252.00	\$ 50.00	
310-1035	MANHOLE BOX 8FTX10FTX10FT	\$ 1,665.00	\$ 561.00	\$ 141.00	
310-1040	MANHOLE BOX 8FTX8FTX8FT	\$ 1,092.00	\$ 384.00	\$ 77.00	
310-1045	MANHOLE BOX PLYWOOD 4FTX8FTX6-8FT	\$ 608.00	\$ 214.00	\$ 43.00	
310-1055	MANHOLE BOX PLYWOOD 8FTX8FTX6-8FT	\$ 675.00	\$ 238.00	\$ 48.00	
310-1070	MANHOLE BOX 6FTX10FTX10FT	\$ 911.00	\$ 321.00	\$ 80.00	
310-1124	SHEETING GUIDE FRAME 24FT	\$ 2,160.00	\$ 912.00	\$ 456.00	ADD
310-1150	SHEETING GUIDE FRAME ADAPTER	\$ 790.00	\$ 333.00	\$ 166.00	ADD
310-1175	SHACKLE GROUND RELEASE 12 TON W/2 TAGLIN	\$ 575.00	\$ 243.00	\$ 122.00	ADD
310-2000	SHIELD 4FTX10FTX4IN	\$ 831.00	\$ 292.00	\$ 73.00	
310-2005	SHIELD 4FTX12FTX4IN	\$ 675.00	\$ 238.00	\$ 48.00	
310-2010	SHIELD 4FTX16FTX4IN	\$ 1,040.00	\$ 366.00	\$ 73.00	
310-2015	SHIELD 4FTX20FTX4IN	\$ 1,215.00	\$ 428.00	\$ 86.00	
310-2020	SHIELD 4FTX24FTX6IN	\$ 1,607.00	\$ 565.00	\$ 113.00	
310-2025	SHIELD 6FTX12FTX4IN	\$ 810.00	\$ 285.00	\$ 57.00	
310-2030	SHIELD 6FTX16FTX4IN	\$ 1,148.00	\$ 404.00	\$ 81.00	
310-2045	SHIELD 6FTX24FTX6IN	\$ 1,855.00	\$ 618.00	\$ 124.00	
310-2046	SHIELD 8FTX8FTX4IN	\$ 1,080.00	\$ 380.00	\$ 110.00	
310-2048	SHIELD 8FTX10FTX4IN	\$ 1,080.00	\$ 380.00	\$ 110.00	ADD
310-2050	SHIELD 8FTX12FTX4IN	\$ 1,080.00	\$ 380.00	\$ 110.00	
310-2055	SHIELD 8FTX16FTX4IN	\$ 1,337.00	\$ 470.00	\$ 115.00	
310-2060	SHIELD 8FTX20FTX4IN	\$ 1,620.00	\$ 570.00	\$ 120.00	
310-2061	SHIELD 8FTX20FTX6IN	\$ 1,730.00	\$ 687.00	\$ 308.00	ADD
310-2070	SHIELD 8FTX24FTX6IN	\$ 2,322.00	\$ 817.00	\$ 163.00	
310-2073	SHIELD 10FTX10FTX4IN	\$ 1,485.00	\$ 523.00	\$ 120.00	ADD
310-2075	SHIELD 10FTX12FTX4IN	\$ 1,485.00	\$ 523.00	\$ 120.00	
310-2080	SHIELD 10FTX12FTX6IN	\$ 1,485.00	\$ 523.00	\$ 120.00	
310-2085	SHIELD 10FTX16FTX4IN	\$ 1,877.00	\$ 660.00	\$ 132.00	
310-2086	SHIELD 10FTX16FTX6IN	\$ 2,147.00	\$ 755.00	\$ 151.00	ADD
310-2090	SHIELD 10FTX20FTX4IN	\$ 2,147.00	\$ 755.00	\$ 151.00	
310-2091	SHIELD 10FTX20FTX6IN	\$ 2,500.00	\$ 926.00	\$ 185.00	ADD
310-2095	SHIELD 10FTX24FTX6IN	\$ 2,500.00	\$ 926.00	\$ 185.00	
310-2300	END PANEL SHIELD 6FTX8FT	\$ 455.00	\$ 161.00	\$ 40.00	
310-4010	SHIELD 8FTX10FT ALUMINUM SOLID	\$ 1,129.00	\$ 397.00	\$ 199.00	
310-4015	SHIELD 8FTX12FT ALUMINUM SOLID	\$ 1,295.00	\$ 428.00	\$ 214.00	
310-4020	SHIELD 8FTX8FT ALUMINUM SOLID	\$ 972.00	\$ 342.00	\$ 171.00	
310-4035	SHIELD 6FTX12FT ALUMINUM CORRUGATED	\$ 918.00	\$ 323.00	\$ 162.00	
310-4045	SHIELD 6FTX8FT ALUMINUM CORRUGATED	\$ 648.00	\$ 228.00	\$ 114.00	
310-4055	SHIELD 8FTX10FT ALUMINUM CORRUGATED	\$ 1,026.00	\$ 361.00	\$ 181.00	
310-4060	SHIELD 8FTX12FT ALUMINUM CORRUGATED	\$ 1,215.00	\$ 428.00	\$ 214.00	
310-4070	SHIELD 8FTX8FT ALUMINUM CORRUGATED	\$ 1,075.00	\$ 359.00	\$ 180.00	
310-4105	SHIELD ARCH	\$ 810.00	\$ 285.00	\$ 57.00	
310-4195	TEST PIPE PLUG 8-16IN	\$ 210.00	\$ 70.00	\$ 35.00	
310-4200	TEST PIPE PLUG 12-18IN	\$ 216.00	\$ 76.00	\$ 40.00	
310-4205	TEST PIPE PLUG 12-24IN	\$ 306.00	\$ 107.00	\$ 57.00	
310-4210	TEST PIPE PLUG 15-30IN	\$ 497.00	\$ 154.00	\$ 81.00	
310-4225	TEST PIPE PLUG 20-36IN	\$ 680.00	\$ 219.00	\$ 110.00	
310-4235	PIPE VAC TEST PLUG 24-30IN	\$ 427.00	\$ 150.00	\$ 79.00	

310-4240	TEST PIPE PLUG 24-48IN	\$ 851.00	\$ 299.00	\$ 155.00	
320-2065	STEEL PLATE 4FTX8FTX1IN	\$ 84.00	\$ 21.00	\$ 4.00	
320-2100	STEEL PLATE 6FTX10FTX1IN	\$ 112.00	\$ 28.00	\$ 6.00	
320-2155	STEEL PLATE 8FTX12FTX1IN	\$ 188.00	\$ 47.00	\$ 9.00	
320-2185	STEEL PLATE 8FTX16FTX1.5IN	\$ 408.00	\$ 102.00	\$ 20.00	
340-1050	GLASS HANDLER 770LB 9'-4" ELEC	\$ 4,620.00	\$1,550.00	\$ 500.00	
340-1060	GLASS HANDLER 1265LB 11'-10" ELEC	\$ 6,035.00	\$1,970.00	\$ 650.00	
340-1080	GLASS HANDLER 1730LB 12'-9" ELEC	\$ 7,240.00	\$2,394.00	\$ 825.00	
340-1090	GLASS HANDLER 2200LB 13'-5" ELEC	\$ 8,365.00	\$2,619.00	\$ 875.00	
340-1300	GLASS HANDLER 550LB 9FT 7IN MANUAL	\$ 986.00	\$ 455.00	\$ 195.00	
350-1130	CRAWLER CRANE 1990LB 22FT TIP BATT	\$ 5,015.00	\$1,607.00	\$ 618.00	
350-1145	CRAWLER CRANE 1990LB 37FT TIP JIB DF	\$ 6,225.00	\$2,150.00	\$ 747.00	
350-1150	CRAWLER CRANE 1990LB 37FT TIP JIB BATT	\$ 6,225.00	\$2,150.00	\$ 747.00	
350-1185	CRAWLER CRANE 5800LB 31FT TIP BATT	\$ 6,225.00	\$2,150.00	\$ 747.00	
350-1200	CRAWLER CRANE 6450LB 37FT TIP JIB DF	\$ 6,225.00	\$2,150.00	\$ 747.00	
350-1205	CRAWLER CRANE 6450LB 37FT TIP JIB BATT	\$ 6,225.00	\$2,150.00	\$ 747.00	
350-1210	CRAWLER CRANE 6450LB 37FT TIP JIB DSL	\$ 6,225.00	\$2,150.00	\$ 747.00	
350-1225	CRAWLER CRANE 5800LB 52FT TIP HYB	\$ 8,200.00	\$2,650.00	\$ 919.00	
350-1240	CRAWLER CRANE 6680LB 52FT TIP HYB	\$ 8,200.00	\$2,650.00	\$ 919.00	
350-1245	CRAWLER CRANE 6680LB 52FT TIP DSL	\$ 8,200.00	\$2,650.00	\$ 919.00	
350-1265	CRAWLER CRANE 6680LB 52FT TIP JIB HYBLMI	\$ 8,200.00	\$2,650.00	\$ 919.00	
350-1270	CRAWLER CRANE 5800LB 54FT TIP DSL LMI	\$ 8,200.00	\$2,650.00	\$ 919.00	
350-1285	CRAWLER CRANE 8920LB 68FT TIP HYB	\$ 9,900.00	\$3,100.00	\$1,150.00	
350-2010	CRANE CARRY DECK DUAL FUEL 5000LB 15FT	\$ 3,385.00	\$1,235.00	\$ 425.00	
350-2030	CRANE CARRY DECK DSL 8000LB 19FT	\$ 4,305.00	\$1,625.00	\$ 630.00	
350-2040	CRANE CARRY DECK DUAL FUEL 8000LB 19FT	\$ 4,305.00	\$1,625.00	\$ 630.00	
350-2060	CRANE CARRY DECK DSL 18000LB 30FT	\$ 4,830.00	\$2,045.00	\$ 745.00	
350-2070	CRANE CARRY DECK DUAL FUEL 18000LB 30FT	\$ 4,830.00	\$2,045.00	\$ 745.00	
350-2090	CRANE CARRY DECK DSL 30000LB 50FT	\$ 6,705.00	\$2,665.00	\$1,020.00	
350-2100	CRANE CARRY DECK DUAL FUEL 30000LB 50FT	\$ 6,705.00	\$2,665.00	\$1,020.00	
350-2110	CRANE CARRY DECK DSL 36000LB 50FT	\$ 6,705.00	\$2,665.00	\$1,020.00	
350-2115	CRANE CARRY DECK LPG 36000LB 50FT	\$ 7,310.00	\$3,040.00	\$1,125.00	
350-2150	CRANE CARRY DECK DSL 50000LB 70FT	\$ 9,135.00	\$3,475.00	\$1,305.00	
350-3000	CRANE ROUGH TERRAIN DSL 30000LB 60FT	\$ 6,100.00	\$2,040.00	\$ 725.00	
350-3210	CRANE WALK-BEHIND BOOM 3000LB BATTERY	\$ 2,285.00	\$ 915.00	\$ 360.00	
350-3225	CRANE WALK-BEHIND 1950LB CAP BATTERY	\$ 6,379.00	\$2,230.00	\$ 915.00	
355-1010	DRONE TIER 1 (RR)	\$ 1,795.00	\$ 515.00	\$ 130.00	
355-1030	DRONE TIER 2 (RR)	\$ 1,990.00	\$ 560.00	\$ 140.00	
355-1050	DRONE TIER 3 (RR)	\$ 3,420.00	\$ 920.00	\$ 230.00	
355-1070	DRONE TIER 4 (RR)	\$ 2,895.00	\$ 750.00	\$ 190.00	
355-1090	DRONE TIER 5 (RR)	\$ 9,999.00	\$2,702.00	\$ 690.00	
355-2030	PAYLOAD TIER 2 (RR)	\$ 270.00	\$ 90.00	\$ 30.00	
355-2050	PAYLOAD TIER 3 (RR)	\$ 1,990.00	\$ 592.00	\$ 148.00	
355-2070	PAYLOAD TIER 4 (RR)	\$ 2,450.00	\$ 760.00	\$ 190.00	
355-2090	PAYLOAD TIER 5 (RR)	\$ 11,500.00	\$2,950.00	\$ 750.00	
355-2110	DRONE BASE STATION TIER 1 (RR)	\$ 1,024.00	\$ 256.00	\$ 64.00	
355-2130	DRONE BASE STATION TIER 2 (RR)	\$ 1,270.00	\$ 336.00	\$ 84.00	
400-1020	WORK PLATFORM 2-5 FT DRIVABLE BATT	\$ 345.00	\$ 207.00	\$ 105.00	

400-1050	MAST LIFT 7FT PUSH AROUND MANUAL LIFT	\$ 365.00	\$ 247.00	\$ 130.00	
400-1070	MAST LIFT 5-7FT PUSH AROUND ELEC LIFT	\$ 345.00	\$ 207.00	\$ 105.00	
400-1100	MAST LIFT 13-15FT PORTABLE BATT	\$ 411.00	\$ 270.00	\$ 135.00	
400-1200	MAST LIFT 20FT PUSH AROUND OUTF BATT	\$ 423.00	\$ 271.00	\$ 115.00	
400-1210	MAST LIFT 25FT PUSH AROUND OUTF BATT	\$ 549.00	\$ 355.00	\$ 138.00	
400-1220	MAST LIFT 30FT PUSH AROUND OUTF BATT	\$ 686.00	\$ 385.00	\$ 179.00	
400-1222	MAST LIFT 30FT PUSH AROUND NO OUTF BATT	\$ 686.00	\$ 385.00	\$ 179.00	
400-1230	MAST LIFT 36FT PUSH AROUND OUTF BATT	\$ 741.00	\$ 438.00	\$ 190.00	
400-1240	MAST LIFT 40FT PUSH AROUND OUTF BATT	\$ 769.00	\$ 502.00	\$ 197.00	
400-1270	MAST LIFT 12FT DRIVABLE BATT	\$ 395.00	\$ 245.00	\$ 104.00	
400-1280	MAST LIFT 15FT-16FT DRIVABLE BATT	\$ 430.00	\$ 259.00	\$ 127.00	
400-1282	MAST LIFT 16FT DRIVABLE BATT ALL ELEC	\$ 806.00	\$ 404.00	\$ 185.00	
400-1290	MAST LIFT 20FT DRIVABLE BATT	\$ 475.00	\$ 265.00	\$ 135.00	
400-1291	MAST LIFT 20FT DRIVABLE BLK BATT	\$ 475.00	\$ 265.00	\$ 135.00	
400-1293	MAST LIFT 20FT DRIVABLE LCS BATT	\$ 525.00	\$ 320.00	\$ 165.00	
400-1295	MAST LIFT 25FT DRIVABLE LCS BATT	\$ 755.00	\$ 433.00	\$ 220.00	
400-1300	MAST STYLE BOOM LIFT 20FT BATT	\$ 1,696.00	\$ 535.00	\$ 210.00	
400-1310	MAST STYLE BOOM LIFT 26FT BATT	\$ 1,755.00	\$ 542.00	\$ 230.00	
400-1320	MAST STYLE BOOM LIFT 32FT BATT	\$ 2,345.00	\$ 663.00	\$ 281.00	
405-1053	AIRCRAFT MAINTENANCE STAND PUSH AROUND	\$ 567.00	\$ 284.00	\$ 150.00	
405-1060	SCISSOR LIFT 12-13FT 30IN ELEC	\$ 415.00	\$ 236.00	\$ 119.00	
405-1062	SCISSOR LIFT 13FT 30IN COMPACT LCS ELEC	\$ 415.00	\$ 236.00	\$ 119.00	
405-1065	SCISSOR LIFT 13FT X-DECK COMPACT LCS ELE	\$ 473.00	\$ 310.00	\$ 145.00	
405-1070	SCISSOR LIFT 14FT 30IN ELEC	\$ 415.00	\$ 236.00	\$ 119.00	
405-1080	SCISSOR LIFT 15FT 30IN ELEC	\$ 415.00	\$ 236.00	\$ 119.00	
405-1085	SCISSOR LIFT 19FT 32IN COMPACT ELEC	\$ 415.00	\$ 236.00	\$ 119.00	
405-1087	SCISSOR LIFT 19FT 32IN COMPACT LCS ELEC	\$ 415.00	\$ 236.00	\$ 119.00	
405-1088	SCISSOR LIFT 19FT X-DECK COMPACT LCS ELE	\$ 473.00	\$ 310.00	\$ 145.00	
405-1090	SCISSOR LIFT 19FT 30-32IN ELEC	\$ 415.00	\$ 236.00	\$ 119.00	
405-1091	SCISSOR LIFT 19FT 30-32IN BLK ELEC	\$ 415.00	\$ 236.00	\$ 119.00	
405-1095	SCISSOR LIFT 19FT NARROW ELEC EE RATED	\$ 505.00	\$ 282.00	\$ 135.00	
405-1100	SCISSOR LIFT 20FT 30-32IN ELEC	\$ 505.00	\$ 282.00	\$ 135.00	
405-1110	SCISSOR LIFT 20FT 32IN P-DECK ELEC	\$ 505.00	\$ 282.00	\$ 135.00	
405-1120	SCISSOR LIFT 20FT 46" WIDE ELEC	\$ 780.00	\$ 375.00	\$ 180.00	
405-1140	SCISSOR LIFT 26FT 32IN ELEC	\$ 635.00	\$ 324.00	\$ 160.00	
405-1141	SCISSOR LIFT 26FT 32IN BLK ELEC	\$ 635.00	\$ 324.00	\$ 160.00	
405-1142	SCISSOR LIFT 26FT 32IN COMPACT LCS ELEC	\$ 635.00	\$ 324.00	\$ 160.00	
405-1145	SCISSOR LIFT 26FT 32IN ELEC EE RATED	\$ 670.00	\$ 335.00	\$ 170.00	
405-1150	SCISSOR LIFT 26FT 46IN ELEC	\$ 635.00	\$ 324.00	\$ 160.00	
405-1151	SCISSOR LIFT 26FT 46IN BLK ELEC	\$ 635.00	\$ 324.00	\$ 160.00	
405-1160	SCISSOR LIFT 26FT 69IN ELEC	\$ 940.00	\$ 346.00	\$ 160.00	
405-1170	SCISSOR LIFT 26FT 46IN AVIATION PKG ELEC	\$ 940.00	\$ 346.00	\$ 160.00	
405-1172	SCISSOR LIFT 26FT 46IN AV EE EXT CHG EL	\$ 940.00	\$ 346.00	\$ 160.00	
405-1200	SCISSOR LIFT 32FT 32IN ELEC	\$ 875.00	\$ 423.00	\$ 190.00	
405-1201	SCISSOR LIFT 32FT 32IN BLK ELEC	\$ 875.00	\$ 423.00	\$ 190.00	
405-1210	SCISSOR LIFT 32FT 46-48IN ELEC	\$ 875.00	\$ 423.00	\$ 190.00	
405-1211	SCISSOR LIFT 32FT 46-48IN BLK ELEC	\$ 875.00	\$ 423.00	\$ 190.00	
405-1260	SCISSOR LIFT 40FT 47IN ELEC	\$ 1,270.00	\$ 605.00	\$ 242.00	

405-1261	SCISSOR LIFT 40FT 47IN BLK ELEC	\$ 1,270.00	\$ 605.00	\$ 242.00	
405-1270	SCISSOR LIFT 40FT 69IN ELEC	\$ 1,520.00	\$ 646.00	\$ 289.00	
405-1271	SCISSOR LIFT 40FT 69IN WIDE BLK ELEC	\$ 1,520.00	\$ 646.00	\$ 289.00	
405-1300	SCISSOR LIFT 45-46FT 55IN ELEC	\$ 1,520.00	\$ 646.00	\$ 289.00	
405-1302	SCISSOR LIFT 45FT 55IN LCS ELEC	\$ 1,655.00	\$ 715.00	\$ 315.00	
405-1400	SCISSOR LIFT 26FT RT ELEC	\$ 1,175.00	\$ 600.00	\$ 260.00	
405-1430	SCISSOR LIFT 26FT RT DF	\$ 1,175.00	\$ 600.00	\$ 260.00	
405-1440	SCISSOR LIFT 26FT RT OUTR DF	\$ 1,175.00	\$ 600.00	\$ 260.00	
405-1450	SCISSOR LIFT 26FT RT DSL	\$ 1,175.00	\$ 600.00	\$ 260.00	
405-1451	SCISSOR LIFT 26FT RT BLK DSL	\$ 1,175.00	\$ 600.00	\$ 260.00	
405-1460	SCISSOR LIFT 26FT RT OUTR DSL	\$ 1,175.00	\$ 600.00	\$ 260.00	
405-1485	SCISSOR LIFT 30FT RT 84IN SLEV DECK ELEC	\$ 2,170.00	\$ 995.00	\$ 430.00	
405-1500	SCISSOR LIFT 33FT RT 69IN DECK HYB	\$ 1,340.00	\$ 690.00	\$ 315.00	
405-1520	SCISSOR LIFT 33FT RT 69IN DECK DF	\$ 1,300.00	\$ 690.00	\$ 305.00	
405-1530	SCISSOR LIFT 33FT RT 69IN DECK OUTR DF	\$ 1,300.00	\$ 690.00	\$ 305.00	
405-1540	SCISSOR LIFT 33FT RT 69IN DECK DSL	\$ 1,300.00	\$ 690.00	\$ 305.00	
405-1550	SCISSOR LIFT 33FT RT 69IN DECK OUTR DSL	\$ 1,300.00	\$ 690.00	\$ 305.00	
405-1560	SCISSOR LIFT 33FT RT 84IN DECK DF	\$ 1,300.00	\$ 690.00	\$ 305.00	
405-1570	SCISSOR LIFT 33FT RT 84IN DECK OUTR DF	\$ 1,300.00	\$ 690.00	\$ 305.00	
405-1580	SCISSOR LIFT 33FT RT 84IN DECK DSL	\$ 1,300.00	\$ 690.00	\$ 305.00	
405-1590	SCISSOR LIFT 33FT RT 84IN DECK OUTR DSL	\$ 1,300.00	\$ 690.00	\$ 305.00	
405-1600	SCISSOR LIFT 33FT RT 94IN DECK DF	\$ 1,300.00	\$ 690.00	\$ 305.00	
405-1610	SCISSOR LIFT 33FT RT 94IN DECK OUTR DF	\$ 1,300.00	\$ 690.00	\$ 305.00	
405-1620	SCISSOR LIFT 33FT RT 94IN DECK DSL	\$ 1,300.00	\$ 690.00	\$ 305.00	
405-1630	SCISSOR LIFT 33FT RT 94IN DECK OUTR DSL	\$ 1,300.00	\$ 690.00	\$ 305.00	
405-1700	SCISSOR LIFT 40FT RT 69IN DECK ELEC	\$ 1,760.00	\$ 770.00	\$ 350.00	
405-1710	SCISSOR LIFT 40FT RT 69IN DECK HYB	\$ 1,760.00	\$ 770.00	\$ 350.00	
405-1711	SCISSOR LIFT 40FT RT 69IN DECK OUTR BLK	\$ 1,760.00	\$ 770.00	\$ 350.00	ADD
405-1730	SCISSOR LIFT 40FT RT 69IN DECK DF	\$ 1,760.00	\$ 770.00	\$ 350.00	
405-1740	SCISSOR LIFT 40FT RT 69IN DECK OUTR DF	\$ 1,760.00	\$ 770.00	\$ 350.00	
405-1760	SCISSOR LIFT 40FT RT 69IN DECK OUTR DSL	\$ 1,760.00	\$ 770.00	\$ 350.00	
405-1770	SCISSOR LIFT 40-45FT RT 94IN DECK DF	\$ 1,760.00	\$ 770.00	\$ 350.00	
405-1780	SCISSOR LIFT 40-45FT RT 94IN DECKOUTR DF	\$ 1,760.00	\$ 770.00	\$ 350.00	
405-1781	SCISSOR LIFT 40-45FT RT 94IN OUTR BLK DF	\$ 1,760.00	\$ 770.00	\$ 350.00	
405-1790	SCISSOR LIFT 40-45FT RT 94IN DECK DSL	\$ 1,760.00	\$ 770.00	\$ 350.00	
405-1800	SCISSOR LIFT 40-45FT RT 94IN DECKOUTRDSL	\$ 1,760.00	\$ 770.00	\$ 350.00	
405-1850	SCISSOR LIFT 50-53FT RT OUTRIG DF	\$ 2,340.00	\$ 990.00	\$ 434.00	
405-1851	SCISSOR LIFT 50-53FT RT OUTRIG BLK DF	\$ 2,340.00	\$ 990.00	\$ 434.00	
405-1860	SCISSOR LIFT 50-53FT RT OUTRIG DSL	\$ 2,340.00	\$ 990.00	\$ 434.00	
405-1880	SCISSOR LIFT 60FT RT OUTRIG DSL	\$ 3,969.00	\$1,512.00	\$ 653.00	
410-1010	BOOM TOWABLE 35FT BATTERY	\$ 1,817.00	\$ 773.00	\$ 324.00	
410-1020	BOOM TOWABLE 35FT GAS	\$ 1,817.00	\$ 773.00	\$ 324.00	
410-1025	BOOM TOWABLE 45FT BATTERY	\$ 2,135.00	\$ 985.00	\$ 375.00	
410-1030	BOOM TOWABLE 50FT BATTERY	\$ 2,135.00	\$ 985.00	\$ 375.00	
410-1040	BOOM TOWABLE 50FT GAS	\$ 2,135.00	\$ 985.00	\$ 375.00	
410-2010	BOOM ARTICULATED 30FT JIB NARROW ELEC	\$ 1,585.00	\$ 675.00	\$ 305.00	
410-2020	BOOM ARTICULATED 30FT NAR ROT JIB ELEC	\$ 1,585.00	\$ 675.00	\$ 305.00	
410-2030	BOOM ARTICULATED 33FT ELEC	\$ 1,585.00	\$ 675.00	\$ 305.00	

410-2045	BOOM ARTICULATED 34FT NARROW JIB ELEC	\$ 1,585.00	\$ 675.00	\$ 305.00	
410-2050	BOOM ARTICULATED 34FT WIDE JIB ELEC	\$ 1,585.00	\$ 675.00	\$ 305.00	
410-2060	BOOM ARTICULATED 34FT 4WD HYB	\$ 1,886.00	\$ 760.00	\$ 350.00	
410-2070	BOOM ARTICULATED 40FT NARROW JIB ELEC	\$ 1,886.00	\$ 760.00	\$ 350.00	
410-2071	BOOM ARTICULATED 40FT NAR JIB BLK ELEC	\$ 1,886.00	\$ 760.00	\$ 350.00	
410-2080	BOOM ARTICULATED 40FT NAR ROT JIB ELEC	\$ 1,886.00	\$ 760.00	\$ 350.00	
410-2100	BOOM ARTICULATED 40FT WIDE ROT JIB ELEC	\$ 1,886.00	\$ 760.00	\$ 350.00	
410-2130	BOOM ARTICULATED 45FT ELEC	\$ 1,886.00	\$ 760.00	\$ 350.00	
410-2131	BOOM ARTICULATED 45FT JIB BLK ELEC	\$ 1,886.00	\$ 760.00	\$ 350.00	
410-2140	BOOM ARTICULATED 45FT JIB ELEC	\$ 1,886.00	\$ 760.00	\$ 350.00	
410-2145	BOOM ARTICULATED 45FT JIB EE RATED ELEC	\$ 1,963.00	\$ 830.00	\$ 415.00	
410-2500	BOOM STRAIGHT 60FT JIB 2WD ELEC	\$ 3,000.00	\$1,430.00	\$ 570.00	
410-2501	BOOM STRAIGHT 60FT JIB BLK ELEC	\$ 3,000.00	\$1,430.00	\$ 570.00	
410-2510	BOOM STRAIGHT 60FT JIB 4WD ELEC	\$ 3,000.00	\$1,430.00	\$ 570.00	
410-2530	BOOM STRAIGHT 60FT JIB 4WD HYB	\$ 3,000.00	\$1,430.00	\$ 570.00	
410-2540	BOOM ARTICULATED 60FT JIB 4WD ELEC	\$ 3,000.00	\$1,430.00	\$ 570.00	
410-3020	BOOM ARTICULATED 34FT 2WD DSL	\$ 1,722.00	\$ 709.00	\$ 317.00	
410-3030	BOOM ARTICULATED 34FT JIB 4WD DF	\$ 1,722.00	\$ 709.00	\$ 317.00	
410-3040	BOOM ARTICULATED 34FT JIB 4WD DSL	\$ 1,722.00	\$ 709.00	\$ 317.00	
410-3050	BOOM ARTICULATED 45FT 2WD DF	\$ 1,886.00	\$ 760.00	\$ 350.00	
410-3070	BOOM ARTICULATED 45FT 4WD DF	\$ 1,886.00	\$ 760.00	\$ 350.00	
410-3071	BOOM ARTICULATED 45FT BLK DF	\$ 1,886.00	\$ 760.00	\$ 350.00	
410-3080	BOOM ARTICULATED 45FT JIB 4WD DF	\$ 1,886.00	\$ 760.00	\$ 350.00	
410-3081	BOOM ARTICULATED 45FT JIB BLK DF	\$ 1,886.00	\$ 760.00	\$ 350.00	
410-3082	BOOM ARTICULATED 45FT JIB BLK DF HIGHCAP	\$ 1,886.00	\$ 760.00	\$ 350.00	
410-3110	BOOM ARTICULATED 45FT 4WD DSL	\$ 1,886.00	\$ 760.00	\$ 350.00	
410-3111	BOOM ARTICULATED 45FT JIB BLK DSL	\$ 1,886.00	\$ 760.00	\$ 350.00	
410-3120	BOOM ARTICULATED 45FT JIB 4WD DSL	\$ 1,886.00	\$ 760.00	\$ 350.00	
410-3127	BOOM ARTICULATED 45FT JIB 4WD HYB	\$ 1,886.00	\$ 760.00	\$ 350.00	
410-3131	BOOM ARTICULATED 60FT BLK DF	\$ 2,500.00	\$1,009.00	\$ 435.00	
410-3140	BOOM ARTICULATED 60FT JIB 2WD DF	\$ 2,500.00	\$1,009.00	\$ 435.00	
410-3161	BOOM ARTICULATED 60FT JIB BLK DSL	\$ 2,500.00	\$1,009.00	\$ 435.00	
410-3170	BOOM ARTICULATED 60FT 4WD DF	\$ 2,500.00	\$1,009.00	\$ 435.00	
410-3180	BOOM ARTICULATED 60FT JIB 4WD DF	\$ 2,500.00	\$1,009.00	\$ 435.00	
410-3181	BOOM ARTICULATED 60FT JIB BLK DF	\$ 2,500.00	\$1,009.00	\$ 435.00	
410-3182	BOOM ARTICULATED 60FT JIB BLK DF HIGHCAP	\$ 2,500.00	\$1,009.00	\$ 435.00	
410-3190	BOOM ARTICULATED 60FT 4WD DSL	\$ 2,500.00	\$1,009.00	\$ 435.00	
410-3191	BOOM ARTICULATED 60FT BLK DSL	\$ 2,500.00	\$1,009.00	\$ 435.00	
410-3200	BOOM ARTICULATED 60FT JIB 4WD DSL	\$ 2,500.00	\$1,009.00	\$ 435.00	
410-3205	BOOM ARTICULATED 60FT JIB 4WD HYB	\$ 2,940.00	\$1,360.00	\$ 560.00	
410-3231	BOOM ARTICULATED 80FT JIB BLK DF	\$ 4,195.00	\$1,865.00	\$ 815.00	
410-3232	BOOM ARTICULATED 80FT JIB BLK DF HIGHCAP	\$ 4,195.00	\$1,865.00	\$ 815.00	
410-3261	BOOM ARTICULATED 80FT JIB BLK DSL	\$ 4,195.00	\$1,865.00	\$ 815.00	
410-3270	BOOM ARTICULATED 80FT 4WD DF	\$ 4,195.00	\$1,865.00	\$ 815.00	
410-3271	BOOM ARTICULATED 80FT BLK DF	\$ 4,195.00	\$1,865.00	\$ 815.00	
410-3280	BOOM ARTICULATED 80FT JIB 4WD DF	\$ 4,195.00	\$1,865.00	\$ 815.00	
410-3290	BOOM ARTICULATED 80FT 4WD DSL	\$ 4,195.00	\$1,865.00	\$ 815.00	
410-3300	BOOM ARTICULATED 80FT JIB 4WD DSL	\$ 4,195.00	\$1,865.00	\$ 815.00	

410-3310	BOOM ARTICULATED 80FT JIB 4WD HYB	\$ 4,725.00	\$2,473.00	\$ 982.00	
410-3350	BOOM ARTICULATED 125FT JIB 4WD DSL	\$ 7,933.00	\$3,650.00	\$1,460.00	
410-3351	BOOM ARTICULATED 125FT JIB BLK DSL	\$ 7,933.00	\$3,650.00	\$1,460.00	
410-3360	BOOM ARTICULATED 135FT JIB 4WD DSL	\$ 8,663.00	\$4,116.00	\$1,610.00	
410-3380	BOOM ARTICULATED 150FT JIB 4WD DSL	\$ 17,500.00	\$8,045.00	\$2,725.00	
410-4000	BOOM STRAIGHT 34FT JIB 4WD DSL	\$ 1,722.00	\$ 709.00	\$ 317.00	
410-4030	BOOM STRAIGHT 40FT 4WD DF	\$ 1,886.00	\$ 760.00	\$ 350.00	
410-4040	BOOM STRAIGHT 40FT 4WD DSL	\$ 1,886.00	\$ 760.00	\$ 350.00	
410-4041	BOOM STRAIGHT 40FT BLK DSL	\$ 1,886.00	\$ 760.00	\$ 350.00	
410-4045	BOOM STRAIGHT 40FT 4WD HIGH CAP DSL	\$ 1,886.00	\$ 760.00	\$ 355.00	
410-4080	BOOM STRAIGHT 45FT JIB 4WD DF	\$ 1,886.00	\$ 760.00	\$ 350.00	
410-4090	BOOM STRAIGHT 45FT JIB 4WD DSL	\$ 1,886.00	\$ 760.00	\$ 350.00	
410-4091	BOOM STRAIGHT 45FT JIB BLK DSL	\$ 1,886.00	\$ 760.00	\$ 350.00	
410-4092	BOOM STRAIGHT 45FT JIB HIGH CAP DSL	\$ 1,886.00	\$ 760.00	\$ 355.00	
410-4111	BOOM STRAIGHT 60FT BLK DF	\$ 2,500.00	\$1,009.00	\$ 435.00	
410-4130	BOOM STRAIGHT 60FT 4WD DF	\$ 2,500.00	\$1,009.00	\$ 435.00	
410-4140	BOOM STRAIGHT 60FT 4WD DSL	\$ 2,500.00	\$1,009.00	\$ 435.00	
410-4141	BOOM STRAIGHT 60FT BLK DSL	\$ 2,500.00	\$1,009.00	\$ 435.00	
410-4145	BOOM STRAIGHT 60FT JIB 4WD DSL	\$ 2,500.00	\$1,009.00	\$ 435.00	
410-4150	BOOM STRAIGHT 60FT CRAWLER DSL	\$ 4,750.00	\$2,000.00	\$ 692.00	
410-4151	BOOM STRAIGHT 60FT JIB BLK DSL	\$ 2,500.00	\$1,009.00	\$ 435.00	
410-4180	BOOM STRAIGHT 65FT JIB 4WD DF	\$ 2,600.00	\$1,030.00	\$ 455.00	
410-4190	BOOM STRAIGHT 65FT JIB 4WD DSL	\$ 2,600.00	\$1,030.00	\$ 455.00	
410-4191	BOOM STRAIGHT 65FT JIB 4WD BLK DSL	\$ 2,600.00	\$1,030.00	\$ 455.00	
410-4195	BOOM STRAIGHT 65FT JIB DSL HIGH CAP	\$ 2,600.00	\$1,030.00	\$ 455.00	
410-4200	BOOM STRAIGHT 65FT JIB CRAWLER DSL	\$ 4,750.00	\$2,000.00	\$ 692.00	
410-4211	BOOM STRAIGHT 80FT BLK DF	\$ 4,195.00	\$1,865.00	\$ 815.00	
410-4221	BOOM STRAIGHT 80FT BLK DSL	\$ 4,195.00	\$1,865.00	\$ 815.00	
410-4230	BOOM STRAIGHT 80FT 4WD DF	\$ 4,195.00	\$1,865.00	\$ 815.00	
410-4240	BOOM STRAIGHT 80FT 4WD DSL	\$ 4,195.00	\$1,865.00	\$ 815.00	
410-4241	BOOM STRAIGHT 80FT BLK DSL HIGH CAP	\$ 4,195.00	\$1,865.00	\$ 815.00	
410-4242	BOOM STRAIGHT 80FT 4WD DSL HIGH CAP	\$ 4,195.00	\$1,865.00	\$ 815.00	
410-4270	BOOM STRAIGHT 85FT JIB 4WD DF	\$ 4,300.00	\$1,900.00	\$ 840.00	
410-4300	BOOM STRAIGHT 85FT JIB 4WD DSL	\$ 4,300.00	\$1,900.00	\$ 840.00	
410-4301	BOOM STRAIGHT 85FT JIB BLK DSL	\$ 4,300.00	\$1,900.00	\$ 840.00	
410-4305	BOOM STRAIGHT 85FT JIB 4WD DSL HIGH CAP	\$ 4,300.00	\$1,900.00	\$ 840.00	
410-4350	BOOM STRAIGHT 105FT JIB 4WD DSL	\$ 7,166.00	\$3,245.00	\$1,200.00	
410-4400	BOOM STRAIGHT 120FT JIB 4WD DSL	\$ 7,933.00	\$3,650.00	\$1,460.00	
410-4401	BOOM STRAIGHT 120FT JIB 4WD BLK DSL	\$ 7,933.00	\$3,650.00	\$1,460.00	
410-4410	BOOM STRAIGHT 125FT JIB 4WD DSL	\$ 7,933.00	\$3,650.00	\$1,460.00	
410-4420	BOOM STRAIGHT 135FT JIB 4WD DSL	\$ 8,663.00	\$4,116.00	\$1,610.00	
410-4421	BOOM STRAIGHT 135FT JIB BLK DSL	\$ 8,663.00	\$4,116.00	\$1,610.00	
410-4422	BOOM STRAIGHT 135FT 30FTJIB 4WD HIGH CAP	\$ 8,663.00	\$4,116.00	\$1,610.00	
410-4430	BOOM STRAIGHT 150FT JIB 4WD DSL	\$ 17,500.00	\$7,665.00	\$2,665.00	
410-4440	BOOM STRAIGHT 180-185FT JIB 4WD DSL	\$ 21,500.00	\$9,995.00	\$4,250.00	
415-1000	GLAZIER PANEL LIFT KIT	\$ 442.00	\$ 140.00	\$ 49.00	
415-1050	ZERO G TOOL HOLDER ATTACHMENT	\$ 803.00	\$ 425.00	\$ 125.00	
415-1500	SCISSOR ATTCH 19' EXT DECK FOR GENIE SHU	\$ 446.00	\$ 200.00	\$ 100.00	



415-1505	PIPE RACK FOR SKYJACK RT SCISSOR	\$ 240.00	\$ 124.00	\$ 70.00	
450-2000	WAREHOUSE FORKLIFT 2000LB CUSHION ELEC	\$ 1,695.00	\$ 722.00	\$ 274.00	
450-2010	WAREHOUSE FORKLIFT 3000LB PNEU DSL	\$ 1,200.00	\$ 522.00	\$ 203.00	
450-2020	WAREHOUSE FORKLIFT 3000LB PNEU DF	\$ 1,200.00	\$ 522.00	\$ 203.00	
450-2030	WAREHOUSE FORKLIFT 3000LB CUSHION ELEC	\$ 1,695.00	\$ 722.00	\$ 274.00	
450-2040	WAREHOUSE FORKLIFT 3000LB CUSHION LPG	\$ 1,300.00	\$ 575.00	\$ 225.00	
450-2050	WAREHOUSE FORKLIFT 3000LB 3W STDUP ELEC	\$ 1,695.00	\$ 722.00	\$ 274.00	
450-2055	WAREHOUSE FORKLIFT 3500LB 3W STDUP ELEC	\$ 1,695.00	\$ 722.00	\$ 274.00	
450-2057	WAREHOUSE FORKLIFT 4000LB 3W STDUP ELEC	\$ 1,695.00	\$ 722.00	\$ 274.00	
450-2085	WAREHOUSE FORKLIFT 4000LB CUSH LPS RATED	\$ 1,300.00	\$ 575.00	\$ 225.00	
450-2090	WAREHOUSE FORKLIFT 4000LB 3W SIT ELEC	\$ 1,695.00	\$ 722.00	\$ 274.00	
450-2100	WAREHOUSE FORKLIFT 4000LB CUSHION ELEC	\$ 1,695.00	\$ 722.00	\$ 274.00	
450-2110	WAREHOUSE FORKLIFT 5000LB PNEU DSL	\$ 1,200.00	\$ 522.00	\$ 215.00	
450-2115	WAREHOUSE FORKLIFT 5000LB PNEU DSL CAB	\$ 1,600.00	\$ 679.00	\$ 275.00	
450-2120	WAREHOUSE FORKLIFT 5000LB PNEU DF	\$ 1,200.00	\$ 522.00	\$ 203.00	
450-2122	WAREHOUSE FORKLIFT 5000LB PNEU LP ONLY	\$ 1,200.00	\$ 522.00	\$ 203.00	
450-2123	WAREHOUSE FORKLIFT 5000LB PNEU LPS	\$ 1,200.00	\$ 522.00	\$ 203.00	
450-2130	WAREHOUSE FORKLIFT 5000LB PNEU ELEC	\$ 1,800.00	\$ 779.00	\$ 315.00	
450-2140	WAREHOUSE FORKLIFT 5000LB CUSHION ELEC	\$ 1,800.00	\$ 779.00	\$ 315.00	
450-2150	WAREHOUSE FORKLIFT 5000LB CUSHION LPG	\$ 1,300.00	\$ 575.00	\$ 225.00	
450-2160	WAREHOUSE FORKLIFT 5000LB LOWPRO PNEU DF	\$ 1,300.00	\$ 575.00	\$ 225.00	
450-2165	WAREHOUSE FORKLIFT 5000LB LOWPRO PNEU LP	\$ 1,300.00	\$ 575.00	\$ 225.00	
450-2170	WAREHOUSE FORKLIFT 5000LB QUAD PNEU DF	\$ 1,500.00	\$ 605.00	\$ 238.00	
450-2180	WAREHOUSE FORKLIFT 6000LB PNEU DSL	\$ 1,331.00	\$ 595.00	\$ 235.00	
450-2185	WAREHOUSE FORKLIFT 6000LB PNEU DSL CAB	\$ 1,600.00	\$ 695.00	\$ 275.00	
450-2190	WAREHOUSE FORKLIFT 6000LB PNEU DF	\$ 1,331.00	\$ 595.00	\$ 235.00	
450-2191	WAREHOUSE FORKLIFT 6000LB PNEU LP	\$ 1,331.00	\$ 595.00	\$ 235.00	
450-2200	WAREHOUSE FORKLIFT 6000LB PNEU LP	\$ 1,331.00	\$ 595.00	\$ 235.00	
450-2210	WAREHOUSE FORKLIFT 6000LB CUSHION ELEC	\$ 1,800.00	\$ 795.00	\$ 315.00	
450-2220	WAREHOUSE FORKLIFT 6000LB SINGLE-DBL DF	\$ 1,500.00	\$ 605.00	\$ 238.00	
450-2240	WAREHOUSE FORKLIFT 6000LB QUAD PNEU DF	\$ 1,500.00	\$ 605.00	\$ 238.00	
450-2242	WAREHOUSE FORKLIFT 6000LB QUAD PNEU LP	\$ 1,500.00	\$ 605.00	\$ 238.00	
450-2250	WAREHOUSE FORKLIFT 7000LB PNEU DSL	\$ 1,855.00	\$ 740.00	\$ 275.00	
450-2260	WAREHOUSE FORKLIFT 8000LB PNEU DSL	\$ 1,855.00	\$ 740.00	\$ 275.00	
450-2265	WAREHOUSE FORKLIFT 8000LB PNEU DSL CAB	\$ 1,989.00	\$ 790.00	\$ 315.00	
450-2270	WAREHOUSE FORKLIFT 8000LB PNEU DF	\$ 1,855.00	\$ 740.00	\$ 275.00	
450-2275	WAREHOUSE FORKLIFT 8000LB PNEU DF CAB	\$ 1,989.00	\$ 790.00	\$ 315.00	
450-2280	WAREHOUSE FORKLIFT 8000LB PNEU LPG	\$ 1,855.00	\$ 740.00	\$ 275.00	
450-2305	WAREHOUSE FORKLIFT 10000LB CUSHION ELEC	\$ 2,800.00	\$1,075.00	\$ 380.00	
450-2310	WAREHOUSE FORKLIFT 10000LB PNEU DSL	\$ 2,174.00	\$ 825.00	\$ 328.00	
450-2315	WAREHOUSE FORKLIFT 10000LB PNEU DSL CAB	\$ 2,307.00	\$ 981.00	\$ 374.00	
450-2320	WAREHOUSE FORKLIFT 10000LB PNEU DF	\$ 2,174.00	\$ 825.00	\$ 328.00	
450-2325	WAREHOUSE FORKLIFT 10000LB PNEU DF CAB	\$ 2,307.00	\$ 981.00	\$ 374.00	
450-2330	WAREHOUSE FORKLIFT 10000LB CUSHION LPG	\$ 2,174.00	\$ 825.00	\$ 328.00	
450-2345	WAREHOUSE FORKLIFT 12000LB CUSHION ELEC	\$ 2,800.00	\$1,075.00	\$ 380.00	
450-2360	WAREHOUSE FORKLIFT 12000LB PNEU DF	\$ 2,755.00	\$1,040.00	\$ 363.00	
450-2370	WAREHOUSE FORKLIFT 15000LB PNEU DSL	\$ 3,570.00	\$1,585.00	\$ 620.00	
450-2375	WAREHOUSE FORKLIFT 15000LB PNEU DSL CAB	\$ 3,675.00	\$1,650.00	\$ 658.00	

450-2380	WAREHOUSE FORKLIFT 15000LB CUSHION LPG	\$ 3,570.00	\$1,585.00	\$ 620.00	
450-2390	WAREHOUSE FORKLIFT 15000LB PNEU DF	\$ 3,570.00	\$1,585.00	\$ 620.00	
450-2410	WAREHOUSE FORKLIFT 20000LB PNEU DSL	\$ 6,250.00	\$2,500.00	\$ 995.00	
450-2420	WAREHOUSE FORKLIFT 22000LB PNEU DSL	\$ 6,250.00	\$2,500.00	\$ 995.00	
450-2430	WAREHOUSE FORKLIFT 26000LB PNEU DSL ROPS	\$ 6,345.00	\$2,700.00	\$1,050.00	
450-2435	WAREHOUSE FORKLIFT 26000LB PNEU CAB DSL	\$ 6,345.00	\$2,700.00	\$1,050.00	
450-2440	WAREHOUSE FORKLIFT 30000LB PNEU DSL	\$ 7,150.00	\$2,850.00	\$1,095.00	
450-2450	WAREHOUSE FORKLIFT 36000LB PNEU DSL ROPS	\$ 7,150.00	\$2,850.00	\$1,095.00	
450-2455	WAREHOUSE FORKLIFT 36000LB PNEU CAB DSL	\$ 7,150.00	\$2,850.00	\$1,095.00	
450-2470	WAREHOUSE FORKLIFT 55000LB PNEU DSL	\$ 14,175.00	\$5,100.00	\$2,079.00	
450-3035	WAREHOUSE FORKLIFT VERSA 40-60000LB DF	\$ 11,875.00	\$4,608.00	\$2,304.00	ADD
455-1000	STRAIGHTMAST RT FORKLIFT 5000LB 4WD	\$ 1,920.00	\$ 950.00	\$ 370.00	
455-1010	STRAIGHTMAST RT FORKLIFT 6000LB 2WD	\$ 1,920.00	\$ 950.00	\$ 370.00	
455-1015	STRAIGHTMAST RT FORKLIFT CAB 6000LB 2WD	\$ 2,225.00	\$1,027.00	\$ 400.00	
455-1020	STRAIGHTMAST RT FORKLIFT 6000LB 4WD	\$ 1,920.00	\$ 950.00	\$ 370.00	
455-1025	STRAIGHTMAST RT FORKLIFT CAB 6000LB 4WD	\$ 2,225.00	\$1,027.00	\$ 400.00	
455-1027	STRAIGHTMAST RT FORKLIFT CAB 7000LB 4WD	\$ 2,225.00	\$1,027.00	\$ 400.00	
455-1030	STRAIGHTMAST RT FORKLIFT 8000LB 2WD	\$ 1,920.00	\$ 950.00	\$ 370.00	
455-1035	STRAIGHTMAST RT FORKLIFT CAB 8000LB 2WD	\$ 2,225.00	\$1,027.00	\$ 400.00	
455-1040	STRAIGHTMAST RT FORKLIFT 8000LB 4WD	\$ 1,920.00	\$ 950.00	\$ 370.00	
455-1042	STRAIGHTMAST RT FORKLIFT CAB 8000LB 4WD	\$ 2,225.00	\$1,027.00	\$ 400.00	
455-1045	STRAIGHTMAST RT FORKLIFT 8000LB 4WD LOWP	\$ 2,225.00	\$1,027.00	\$ 400.00	
455-1050	STRAIGHTMAST RT FORKLIFT 10000LB 2WD	\$ 3,202.00	\$1,661.00	\$ 570.00	
455-1065	STRAIGHTMAST RT FORKLIFT 12000LB 2WD	\$ 3,202.00	\$1,661.00	\$ 570.00	
455-1070	STRAIGHTMAST RT FORKLIFT 12000LB 4WD	\$ 3,202.00	\$1,661.00	\$ 570.00	
455-1080	STRAIGHTMAST RT FORKLIFT 20000LB 4WD	\$ 4,674.00	\$1,961.00	\$ 701.00	
460-1000	TELEHANDLER 3000LB 13FT LIFT ROPS	\$ 1,995.00	\$ 912.00	\$ 349.00	
460-1005	TELEHANDLER 3000LB 13FT LIFT CAB	\$ 2,095.00	\$ 975.00	\$ 367.00	
460-1010	TELEHANDLER 5500LB 16-20FT LIFT ROPS	\$ 1,995.00	\$ 912.00	\$ 349.00	
460-1011	TELEHANDLER 5500LB 16-20FT LIFT ROPS BLK	\$ 1,995.00	\$ 912.00	\$ 349.00	
460-1015	TELEHANDLER 5500LB 16-20FT LIFT CAB	\$ 2,095.00	\$ 975.00	\$ 367.00	
460-1020	TELEHANDLER 6000LB 34-36FT LIFT ROPS	\$ 2,293.00	\$1,009.00	\$ 415.00	
460-1025	TELEHANDLER 6000LB 34-36FT LIFT CAB	\$ 2,394.00	\$1,085.00	\$ 425.00	
460-1030	TELEHANDLER 6000LB 42-44FT LIFT ROPS	\$ 2,293.00	\$1,009.00	\$ 415.00	
460-1035	TELEHANDLER 6000LB 42-44FT LIFT CAB	\$ 2,394.00	\$1,085.00	\$ 425.00	
460-1040	TELEHANDLER 8000LB 42-44FT LIFT ROPS	\$ 2,590.00	\$1,150.00	\$ 440.00	
460-1045	TELEHANDLER 8000LB 42-44FT LIFT CAB	\$ 2,763.00	\$1,190.00	\$ 455.00	
460-1050	TELEHANDLER 9000LB 42-44FT LIFT ROPS	\$ 3,450.00	\$1,500.00	\$ 525.00	
460-1055	TELEHANDLER 9000LB 42-44FT LIFT CAB	\$ 3,550.00	\$1,595.00	\$ 550.00	
460-1060	TELEHANDLER 10000LB 42-44FT LIFT ROPS	\$ 3,600.00	\$1,597.00	\$ 560.00	
460-1065	TELEHANDLER 10000LB 42-44FT LIFT CAB	\$ 3,700.00	\$1,650.00	\$ 590.00	
460-1070	TELEHANDLER 10000LB 50-56FT LIFT ROPS	\$ 3,600.00	\$1,597.00	\$ 560.00	
460-1071	TELEHANDLER 10000LB 50-56FT LIFTROPS BLK	\$ 3,600.00	\$1,597.00	\$ 560.00	
460-1075	TELEHANDLER 10000LB 50-56FT LIFT CAB	\$ 3,700.00	\$1,650.00	\$ 590.00	
460-1077	TELEHANDLER 10000LB 75FT LIFT CAB	\$ 13,950.00	\$5,745.00	\$1,970.00	
460-1080	TELEHANDLER 12000LB 55-56FT LIFT ROPS	\$ 4,700.00	\$2,095.00	\$ 720.00	
460-1081	TELEHANDLER 12000LB 55FT LIFT ROPS BLK	\$ 4,700.00	\$2,095.00	\$ 720.00	
460-1085	TELEHANDLER 12000LB 55-56FT LIFT CAB	\$ 4,800.00	\$2,202.00	\$ 761.00	

460-1087	TELEHANDLER 15-16000LB 44FT LIFT	\$ 8,085.00	\$3,800.00	\$1,440.00	
460-1088	TELEHANDLER 17000LB 32FT LIFT	\$ 10,395.00	\$4,715.00	\$1,710.00	
460-1090	TELEHANDLER 20000LB 44FT LIFT CAB	\$ 16,800.00	\$6,045.00	\$2,130.00	
464-1016	COMPACT CRAWLER BOOM LIFT 40-44' BATTERY	\$ 7,350.00	\$3,750.00	\$2,000.00	
464-1022	COMPACT CRAWLER BOOM LIFT 50-59' BATTERY	\$ 8,925.00	\$4,950.00	\$2,350.00	
464-1036	COMPACT CRAWLER BOOM LIFT 70-79' BATTERY	\$ 12,000.00	\$6,250.00	\$2,600.00	
464-1042	COMPACT WHEELED BOOM LIFT 90-99' HYB	\$ 14,500.00	\$6,750.00	\$3,100.00	
480-1030	RAMP LOADING	\$ 1,305.00	\$ 387.00	\$ 165.00	
480-1060	DOLLY STAIR CLIMBER 1500# CAP	\$ 583.00	\$ 276.00	\$ 78.00	
480-1080	ROLALIFT 6000LBS HYD DOLLY 1 PAIR	\$ 662.00	\$ 314.00	\$ 89.00	
480-1130	PALLET LIFT 5500LB W/B MANUAL NARROW	\$ 310.00	\$ 145.00	\$ 41.00	
480-1135	PALLET LIFT 5500LB W/B MANUAL	\$ 310.00	\$ 145.00	\$ 41.00	
480-1137	PALLET LIFT 3000LB W/B MANUAL RAISED	\$ 310.00	\$ 145.00	\$ 41.00	
480-1140	PALLET LIFT 8000LB W/B MANUAL	\$ 310.00	\$ 145.00	\$ 41.00	
480-1180	PALLET REACH TRUCK 4500LB STAND ON ELEC	\$ 2,020.00	\$ 830.00	\$ 340.00	
480-1190	PALLET DBL REACH TRUCK 3000LB STD ON ELE	\$ 2,020.00	\$ 830.00	\$ 340.00	
480-1195	PALLET DBL REACH TRUCK 4000LB STD ON ELE	\$ 2,250.00	\$ 890.00	\$ 400.00	
480-1200	PALLET REACH TRUCK 3500LB STAND ON ELEC	\$ 2,690.00	\$1,120.00	\$ 470.00	
480-1205	PALLET REACH TRUCK 4500LB 421IN LIFT ELE	\$ 3,135.00	\$1,270.00	\$ 535.00	
480-1210	PALLET ORDER PICKER 3000LB STAND ON ELEC	\$ 1,450.00	\$ 585.00	\$ 230.00	
480-1224	PALLET STACKER 2500LB ADJ STRAD W/B ELEC	\$ 1,270.00	\$ 525.00	\$ 169.00	
480-1229	PALLET STACKER 3000LB STRADDLE W/B ELEC	\$ 1,340.00	\$ 542.00	\$ 180.00	
480-1230	PALLET STACKER 3000LB COUNT WGT W/B ELEC	\$ 1,515.00	\$ 600.00	\$ 203.00	
480-1239	PALLET STACKER 4000LB STRADDLE W/B ELEC	\$ 1,515.00	\$ 600.00	\$ 203.00	
480-1240	PALLET STACKER 4000LB COUNT WGT W/B ELEC	\$ 1,515.00	\$ 600.00	\$ 203.00	
480-1250	PALLET LIFT 4000LB W/B ELEC	\$ 1,065.00	\$ 485.00	\$ 125.00	
480-1260	PALLET LIFT 4500LB W/B ELEC 48IN	\$ 1,065.00	\$ 485.00	\$ 125.00	
480-1280	PALLET LIFT 6000LB 48IN RIDE-ON ELEC	\$ 1,340.00	\$ 542.00	\$ 180.00	
480-1282	PALLET LIFT 6000LB 96IN RIDE-ON ELEC	\$ 1,385.00	\$ 565.00	\$ 184.00	
480-1340	MACHINE ROLLERS 8 TON SET OF 4	\$ 415.00	\$ 221.00	\$ 62.00	
480-1360	MACHINE ROLLERS 15 TON SET OF 4	\$ 415.00	\$ 221.00	\$ 62.00	
480-1390	MACHINE ROLLERS 30 TON SET OF 4	\$ 415.00	\$ 221.00	\$ 62.00	
480-1620	HOIST 3/4 TON LEVER 20	\$ 80.00	\$ 29.00	\$ 14.00	
480-1700	HOIST 1 TON LEVER W/OVERLOAD 20	\$ 90.00	\$ 35.00	\$ 15.00	
480-1720	HOIST 1 1/2 TON LEVER 15	\$ 90.00	\$ 35.00	\$ 15.00	
480-1740	HOIST 1 1/2 TON LEVER 20	\$ 90.00	\$ 35.00	\$ 15.00	
480-1760	HOIST 1 1/2 TON LEVER W/OVERLOAD 20	\$ 110.00	\$ 41.00	\$ 17.00	
480-1780	HOIST 2 TON LEVER W/OVERLOAD 20	\$ 123.00	\$ 46.00	\$ 20.00	
480-1840	HOIST 3 TON LEVER W/ OVERLOAD 20	\$ 147.00	\$ 54.00	\$ 25.00	
480-1860	HOIST 3 TON LEVER 20-30	\$ 130.00	\$ 52.00	\$ 22.00	
480-1900	HOIST 6 TON LEVER W/ OVERLOAD 20	\$ 205.00	\$ 75.00	\$ 35.00	
480-1920	MATERIAL LIFT 1500 LBS 25 FT ROUSTABOUT	\$ 739.00	\$ 350.00	\$ 98.00	
480-1925	MATERIAL LIFT 1500 LBS 15 FT ROUSTABOUT	\$ 623.00	\$ 295.00	\$ 83.00	
480-2120	HOIST CHAIN 1/2 TON 8-15	\$ 52.00	\$ 19.00	\$ 7.00	
480-2160	HOIST 1/2 TON CHAIN W/OVERLOAD 20	\$ 73.00	\$ 25.00	\$ 12.00	
480-2175	HOIST CHAIN AIR 1 TON 30-50	\$ 1,453.00	\$ 735.00	\$ 184.00	
480-2180	HOIST 1 TON CHAIN W/OVERLOAD 20	\$ 97.00	\$ 33.00	\$ 14.00	
480-2200	HOIST 1 TON CHAIN W/OVERLOAD 30	\$ 97.00	\$ 33.00	\$ 14.00	

480-2220	HOIST CHAIN 1 TON 20-40	\$ 83.00	\$ 30.00	\$ 12.00	
480-2240	HOIST CHAIN 1-1/2 TON 20-40	\$ 110.00	\$ 40.00	\$ 15.00	
480-2260	HOIST 1 1/2 TON CHAIN W/OVERLOAD 20FT	\$ 132.00	\$ 48.00	\$ 19.00	
480-2280	HOIST 1 1/2TON CHAIN W/OVERLOAD 30FT	\$ 140.00	\$ 50.00	\$ 20.00	
480-2300	HOIST 2 TON CHAIN W/OVERLOAD 20	\$ 157.00	\$ 58.00	\$ 23.00	
480-2320	HOIST CHAIN 2 TON 8-15	\$ 140.00	\$ 50.00	\$ 20.00	
480-2340	HOIST CHAIN 2 TON 20-40	\$ 110.00	\$ 40.00	\$ 15.00	
480-2380	HOIST CHAIN 2TON MANUAL 30	\$ 157.00	\$ 58.00	\$ 23.00	
480-2400	HOIST CHAIN 3 TON 20-40	\$ 162.00	\$ 60.00	\$ 24.00	
480-2420	HOIST 3 TON CHAIN W/OVERLOAD 20	\$ 186.00	\$ 69.00	\$ 26.00	
480-2460	HOIST CHAIN 3TON MANUAL 20	\$ 186.00	\$ 69.00	\$ 26.00	
480-2520	HOIST 5 TON CHAIN W/OVERLOAD 20FT	\$ 270.00	\$ 105.00	\$ 40.00	
480-2540	HOIST CHAIN 5 TON 20-40	\$ 245.00	\$ 96.00	\$ 38.00	
480-2560	HOIST CHAIN 5TON MANUAL 30	\$ 281.00	\$ 104.00	\$ 41.00	
480-2600	HOIST CHAIN 8TON MANUAL 20	\$ 517.00	\$ 191.00	\$ 75.00	
480-2620	HOIST CHAIN 10 TON 8-15	\$ 590.00	\$ 232.00	\$ 90.00	
480-2640	HOIST CHAIN 10 TON 20-30	\$ 635.00	\$ 245.00	\$ 95.00	
480-2680	HOIST CHAIN AIR 3 TON	\$ 465.00	\$ 169.00	\$ 70.00	
480-2687	HOIST CHAIN AIR 6 TON 20-50 FT	\$ 2,596.00	\$ 850.00	\$ 290.00	
480-2692	HOIST CHAIN AIR 6 TON 100FT LIFT	\$ 3,024.00	\$1,085.00	\$ 420.00	
480-2700	ENGINE HOIST 4000 LB	\$ 365.00	\$ 124.00	\$ 32.00	
480-2790	CONVEYOR MATERIAL 10FT X 12IN	\$ 855.00	\$ 328.00	\$ 109.00	
480-2795	CONVEYOR MATERIAL 10FT X 18IN	\$ 880.00	\$ 340.00	\$ 115.00	
480-2800	CONVEYOR MATERIAL TOWABLE 24-26FT ELEC	\$ 2,038.00	\$ 860.00	\$ 340.00	
480-3040	POWERED HAND CRANE 300 LBS CAP BATT	\$ 480.00	\$ 179.00	\$ 65.00	
480-3060	GANTRY CRANE 2 TON	\$ 1,920.00	\$ 830.00	\$ 323.00	
480-3065	GANTRY CRANE 2 TON 154IN HEIGHT	\$ 2,100.00	\$ 850.00	\$ 345.00	
480-3080	GANTRY CRANE 3 TON	\$ 2,192.00	\$ 877.00	\$ 356.00	
480-3240	TROLLEY 3 TONS	\$ 177.00	\$ 63.00	\$ 25.00	
480-3260	TROLLEY 5 TONS	\$ 355.00	\$ 138.00	\$ 50.00	
480-3280	TROLLEY 10 TONS	\$ 455.00	\$ 165.00	\$ 60.00	
480-3314	HOIST ELECTRIC CHAIN 1 TON 40 FT 120V	\$ 715.00	\$ 291.00	\$ 120.00	
480-3316	HOIST ELECTRIC CHAIN 1 TON 50 FT 120V	\$ 715.00	\$ 291.00	\$ 120.00	
480-3318	HOIST ELECTRIC CHAIN 1 TON 60 FT 120V	\$ 715.00	\$ 291.00	\$ 120.00	
480-3329	HOIST ELECTRIC CHAIN 2 TON 40 FT 120V	\$ 882.00	\$ 352.00	\$ 145.00	
480-3331	HOIST ELECTRIC CHAIN 2 TON 50 FT 120V	\$ 882.00	\$ 352.00	\$ 145.00	
480-3333	HOIST ELECTRIC CHAIN 2 TON 60 FT 120V	\$ 882.00	\$ 352.00	\$ 145.00	
480-3428	MATERIAL LIFT 400 LBS 5 FT MANUAL	\$ 234.00	\$ 80.00	\$ 27.00	
480-3460	MATERIAL LIFT 1000 LBS 10 FT MANUAL	\$ 620.00	\$ 300.00	\$ 76.00	
480-3475	MATERIAL LIFT 450 LBS 12 FT MANUAL	\$ 620.00	\$ 300.00	\$ 76.00	
480-3480	MATERIAL LIFT 650 LBS 12 FT MANUAL	\$ 620.00	\$ 300.00	\$ 76.00	
480-3500	MATERIAL LIFT 300 LBS 12 FT PNEUMATIC	\$ 710.00	\$ 335.00	\$ 87.00	
480-3510	MATERIAL LIFT 350 LBS 10-12 FT MANUAL	\$ 710.00	\$ 335.00	\$ 87.00	
480-3525	MATERIAL LIFT 450 LBS 16 FT MANUAL	\$ 710.00	\$ 335.00	\$ 87.00	
480-3540	MATERIAL LIFT 650 LBS 18 FT MANUAL	\$ 710.00	\$ 335.00	\$ 87.00	
480-3560	MATERIAL LIFT 250 LBS 18 FT PNEUMATIC	\$ 710.00	\$ 335.00	\$ 87.00	
480-3580	MATERIAL LIFT 650 LBS 20 FT MANUAL	\$ 845.00	\$ 400.00	\$ 104.00	
480-3600	MATERIAL LIFT 650 LBS 24 FT MANUAL	\$ 845.00	\$ 400.00	\$ 104.00	

480-3630	MATERIAL LIFT 800 LBS 12 FT MANUAL	\$ 745.00	\$ 276.00	\$ 92.00	
480-3660	MATERIAL LIFT 1100 LBS 15 FT MANUAL	\$ 900.00	\$ 425.00	\$ 109.00	
480-4110	CABLE PULLER 2000 LB ELECTRIC	\$ 850.00	\$ 312.00	\$ 130.00	
480-4130	CABLE PULLER 6000LB ELECTRIC	\$ 875.00	\$ 373.00	\$ 120.00	
480-4150	CABLE PULLER 10000LB ELEC W/BOOM	\$ 1,005.00	\$ 519.00	\$ 137.00	
480-4153	CABLE PULLER 12K MULTI-SPEED ELEC	\$ 1,135.00	\$ 570.00	\$ 155.00	
480-4155	CABLE FEEDER	\$ 810.00	\$ 312.00	\$ 130.00	
480-4160	CABLE REEL STAND 6000LB CAPACITY	\$ 138.00	\$ 63.00	\$ 20.00	
480-4170	CABLE REEL STAND 10000LB CAP	\$ 565.00	\$ 290.00	\$ 97.00	
480-4179	CABLE REEL ROLL 7.5 TON	\$ 1,705.00	\$ 575.00	\$ 185.00	
480-4180	CABLE REEL ROLLER 15 TON	\$ 1,530.00	\$ 519.00	\$ 164.00	
480-4185	DUCT RODDER 5/16IN 1000FT	\$ 441.00	\$ 207.00	\$ 93.00	
480-4186	DUCT RODDER 5/16IN 600FT	\$ 310.00	\$ 182.00	\$ 71.00	
480-4190	CABLE FISH TAPE VAC SYSTEM	\$ 235.00	\$ 80.00	\$ 35.00	
480-5520	PUMP HYD 10000PSI SINGLE ACTING ELEC	\$ 682.00	\$ 370.00	\$ 130.00	
480-5530	PUMP HYD SHORING PLASTIC MANUAL	\$ 65.00	\$ 24.00	\$ 13.00	
480-5540	PORTAPOWEPUMP 1 SPEED MANUAL	\$ 150.00	\$ 50.00	\$ 25.00	
480-5560	PORTAPOWEPUMP 2 SPEED MANUAL	\$ 150.00	\$ 50.00	\$ 25.00	
480-9150	MOBI-MAT VEHICLE MOBILITY MAT 5X50	\$ 675.00	\$ 380.00	\$ 143.00	ADD
481-1028	CYLINDER HYD THREADED END SA 10 T >1 IN	\$ 98.00	\$ 49.00	\$ 13.00	
481-1030	CYLINDER HYD LP PANCAKE SA 10 T >1 IN	\$ 69.00	\$ 35.00	\$ 8.00	
481-1040	CYLINDER HYD GENERAL SA 10 T 4 IN	\$ 85.00	\$ 46.00	\$ 10.00	
481-1042	CYLINDER HYD GENERAL SA 10 T 6 IN	\$ 98.00	\$ 49.00	\$ 13.00	
481-1048	CYLINDER HYD GENERAL SA 10 T 8 IN	\$ 120.00	\$ 58.00	\$ 15.00	
481-1052	CYLINDER HYD GENERAL SA 10 T 10 IN	\$ 123.00	\$ 60.00	\$ 15.00	
481-1090	CYLINDER HYD LP PANCAKE SA 20 T >1 IN	\$ 165.00	\$ 84.00	\$ 20.00	
481-1108	CYLINDER HYD GENERAL SA 25 T 2 IN	\$ 130.00	\$ 65.00	\$ 15.00	
481-1112	CYLINDER HYD GENERAL SA 25 T 6 IN	\$ 165.00	\$ 84.00	\$ 20.00	
481-1118	CYLINDER HYD GENERAL SA 25 T 8 IN	\$ 200.00	\$ 105.00	\$ 26.00	
481-1126	CYLINDER HYD GENERAL SA 25 T 14 IN	\$ 290.00	\$ 147.00	\$ 37.00	
481-1132	CYLINDER HYD LP PANCAKE SA 30 T >1 IN	\$ 192.00	\$ 96.00	\$ 24.00	
481-1134	CYLINDER HYD GENERAL SA 30 T 2 IN	\$ 235.00	\$ 120.00	\$ 29.00	
481-1158	CYLINDER HYD GENERAL SA 35 T 2 IN	\$ 335.00	\$ 170.00	\$ 43.00	
481-1162	CYLINDER HYD GENERAL SA 50 T 2 IN	\$ 1,010.00	\$ 510.00	\$ 130.00	
481-1186	CYLINDER HYD GENERAL SA 55 T 6 IN	\$ 285.00	\$ 142.00	\$ 35.00	
481-1189	CYLINDER HYD PUSHPULL DA 55-28 T 4 IN	\$ 495.00	\$ 250.00	\$ 64.00	
481-1260	CYLINDER HYD PUSHPULL DA 100-44 T 6 IN	\$ 725.00	\$ 372.00	\$ 93.00	
481-1526	JACK TOE ECONOMY 5 T 4 IN	\$ 211.00	\$ 106.00	\$ 26.00	
481-1538	JACK TOE ECONOMY 10 T 5 IN	\$ 196.00	\$ 85.00	\$ 35.00	
490-1000	FORKLIFT ATTACHMENT LIFTING HOOK 10000LB	\$ 313.00	\$ 155.00	\$ 54.00	
490-1002	FORKLIFT ATTACHMENT LIFTING HOOK 12000LB	\$ 385.00	\$ 185.00	\$ 60.00	
490-1003	FORKLIFT ATTACHMENT LIFT-N-TOW 4000 LB	\$ 271.00	\$ 132.00	\$ 46.00	
490-1004	FORKLIFT ATTACHMENT LIFT-N-TOW 10000 LB	\$ 271.00	\$ 132.00	\$ 46.00	
490-1008	FORKLIFT ATTACHMENT 2 FT TRUSS BOOM	\$ 405.00	\$ 185.00	\$ 65.00	
490-1009	FORKLIFT ATTACHMENT 6-8 FT TRUSS BOOM	\$ 405.00	\$ 185.00	\$ 65.00	
490-1010	FORKLIFT ATTACHMENT 12-15 FT TRUSS BOOM	\$ 405.00	\$ 185.00	\$ 65.00	
490-1014	FORKLIFT ATTACHMENT BOOM STAND 2-17000LB	\$ 1,495.00	\$ 620.00	\$ 205.00	
490-1020	FORKLIFT ATTACH JIB BOOM 4-12FT 6K CAP	\$ 410.00	\$ 186.00	\$ 65.00	

490-1030	FORKLIFT ATTACHMENT CARPET POLE	\$ 294.00	\$ 124.00	\$ 43.00	
490-1040	FORKLIFT ATTACHMENT INDUSTRIAL SCALE	\$ 545.00	\$ 285.00	\$ 105.00	
490-1050		\$ 360.00	\$ 142.00	\$ 65.00	
490-1055	FORKLIFT ATTACHMENT BIN CLAMP ROTATOR	\$ 540.00	\$ 203.00	\$ 71.00	
490-1070	FORKLIFT ATTACHMENT FORK ROTATOR 2500LB	\$ 866.00	\$ 340.00	\$ 109.00	
490-1073	FORKLIFT ATTACHMENT ROTATOR CLASS II	\$ 840.00	\$ 335.00	\$ 109.00	
490-1077	FORKLIFT ATTACHMENT ROTATOR CLASS III	\$ 1,418.00	\$ 571.00	\$ 210.00	
490-1080	FORKLIFT ATTACHMENT WORK PLATFORM	\$ 589.00	\$ 312.00	\$ 109.00	
490-1085	FORKLIFT SINGLE DOUBLE PALLET HANDLER	\$ 630.00	\$ 238.00	\$ 105.00	ADD
490-1210	FORKLIFT ATTACHMENT BIN DUMPER 1YD	\$ 540.00	\$ 203.00	\$ 71.00	
490-1215	FORKLIFT ATTACHMENT BIN DUMPER 2YD	\$ 540.00	\$ 203.00	\$ 71.00	
490-1220	FORKLIFT ATTACHMENT BIN DUMPER 3YD	\$ 565.00	\$ 234.00	\$ 80.00	
490-1225	FORKLIFT ATTACHMENT BIN DUMPER 4YD	\$ 610.00	\$ 249.00	\$ 87.00	
490-1230	FORKLIFT ATTACHMENT BIN DUMPER 5YD	\$ 610.00	\$ 249.00	\$ 87.00	
490-1235	FORKLIFT ATTACHMENT TRASH HOPPER 3.75YD	\$ 489.00	\$ 180.00	\$ 75.00	
490-1240	FORKLIFT ATTACHMENT TRASH HOPPER 5.0YD	\$ 489.00	\$ 180.00	\$ 75.00	ADD
490-1250	FORKLIFT ATTACHMENT BUCKET .50-.75YD	\$ 435.00	\$ 180.00	\$ 65.00	
490-1255	FORKLIFT ATTACHMENT BUCKET 1YD	\$ 435.00	\$ 180.00	\$ 65.00	
490-1260	FORKLIFT ATTACHMENT BUCKET 1.25YD	\$ 435.00	\$ 180.00	\$ 65.00	
490-1265	FORKLIFT ATTACHMENT BUCKET 1.5YD	\$ 435.00	\$ 180.00	\$ 65.00	
490-1270	FORKLIFT ATTACHMENT BUCKET 1.75YD	\$ 475.00	\$ 195.00	\$ 70.00	
490-1275	FORKLIFT ATTACHMENT BUCKET 2YD	\$ 475.00	\$ 195.00	\$ 70.00	
490-1400	FORKLIFT ATTACHMENT CARRIAGE	\$ 405.00	\$ 185.00	\$ 65.00	
490-1410	FORKLIFT ATTACHMENT SWING CARRIAGE	\$ 686.00	\$ 259.00	\$ 93.00	
490-1450	FORKLIFT ATTACHMENT FORK EXTENSIONS	\$ 405.00	\$ 185.00	\$ 65.00	
490-1460	FORKLIFT ATTACHMENT 48IN FORKS	\$ 201.00	\$ 95.00	\$ 30.00	
490-1470	FORKLIFT ATTACHMENT 60IN FORKS	\$ 220.00	\$ 104.00	\$ 32.00	
490-1480	FORKLIFT ATTACHMENT 72IN FORKS	\$ 235.00	\$ 108.00	\$ 38.00	
490-1517	FORKLIFT ATTACHMENT BOOMSTAND 40-60000LB	\$ 1,780.00	\$ 941.00	\$ 314.00	ADD
490-1600	CRANE ATTACHMENT TRASH HOPPER	\$ 416.00	\$ 186.00	\$ 65.00	
490-1690	FORKLIFT BATTERY CHARGER 48V ONLY 115V	\$ 225.00	\$ 97.00	\$ 35.00	
490-1695	FORKLIFT BATTERY CHARGER FOR 48V & 80V	\$ 290.00	\$ 104.00	\$ 43.00	
499-0600	TRACKS/600S	\$ 2,725.00	\$ 950.00	\$ 335.00	
500-1015	1KW SILENT PORTABLE GENERATOR GAS	\$ 357.00	\$ 170.00	\$ 47.00	
500-1020	2KW SILENT PORTABLE GENERATOR GFCI GAS	\$ 426.00	\$ 195.00	\$ 51.00	
500-1025	2KW SILENT PORTABLE GENERATOR GAS	\$ 426.00	\$ 195.00	\$ 51.00	
500-1030	3KW PORTABLE GENERATOR GAS	\$ 515.00	\$ 235.00	\$ 62.00	
500-1035	3KW SILENT PORTABLE GENERATOR GAS	\$ 515.00	\$ 235.00	\$ 62.00	
500-1045	4KW SILENT PORTABLE GENERATOR GAS	\$ 563.00	\$ 265.00	\$ 70.00	
500-1050	5KW PORTABLE GENERATOR GAS	\$ 580.00	\$ 274.00	\$ 72.00	
500-1057	5KW PORTABLE GENERATOR DSL	\$ 580.00	\$ 274.00	\$ 72.00	
500-1060	6KW PORTABLE GENERATOR GAS	\$ 643.00	\$ 305.00	\$ 83.00	
500-1075	7KW SILENT PORTABLE GENERATOR GAS	\$ 803.00	\$ 380.00	\$ 100.00	
500-1100	10KW PORTABLE GENERATOR GAS	\$ 990.00	\$ 433.00	\$ 130.00	
500-1110	14KW PORTABLE GENERATOR 120/240V 1PH GAS	\$ 1,125.00	\$ 523.00	\$ 182.00	
500-1120	16KW PORTABLE GENERATOR 120/240V 1PH/3PH	\$ 1,340.00	\$ 620.00	\$ 215.00	
500-1130	23KW PORTABLE GENERATOR 120/480V 1PH/3PH	\$ 1,540.00	\$ 655.00	\$ 285.00	
501-1008	8KW GENERATOR DSL	\$ 1,030.00	\$ 439.00	\$ 190.00	



501-1015	15KW GENERATOR DSL	\$ 1,135.00	\$ 467.00	\$ 213.00	
501-1020	20KW GENERATOR DSL	\$ 1,135.00	\$ 467.00	\$ 213.00	
501-1021	20KW GENERATOR DSL HYBRID	\$ 5,850.00	\$2,160.00	\$ 820.00	
501-1025	25KW GENERATOR MEGA SILENT DSL	\$ 1,485.00	\$ 743.00	\$ 356.00	
501-1030	30KW GENERATOR DSL	\$ 1,615.00	\$ 745.00	\$ 285.00	
501-1040	40KW GENERATOR DSL	\$ 1,615.00	\$ 745.00	\$ 285.00	
501-1055	55KW GENERATOR DSL	\$ 2,065.00	\$ 770.00	\$ 315.00	
501-1060	55KW GENERATOR SKID MOUNTED DSL	\$ 2,005.00	\$ 745.00	\$ 315.00	
501-1062	56KW GENERATOR MEGA SILENT DSL	\$ 3,150.00	\$1,314.00	\$ 473.00	
501-1065	65KW GENERATOR MEGA SILENT DSL	\$ 4,005.00	\$1,755.00	\$ 675.00	
501-1070	70KW GENERATOR DSL	\$ 3,175.00	\$1,135.00	\$ 430.00	
501-1080	80KW GENERATOR DSL	\$ 3,175.00	\$1,135.00	\$ 430.00	
501-1100	100KW GENERATOR DSL	\$ 3,175.00	\$1,135.00	\$ 430.00	
501-1105	100KW GENERATOR SKID MOUNTED DSL	\$ 3,175.00	\$1,135.00	\$ 430.00	
501-1110	104KW GENERATOR MEGA SILENT DSL	\$ 4,005.00	\$1,755.00	\$ 675.00	
501-1115	117KW GENERATOR MEGA SILENT DSL	\$ 5,355.00	\$2,115.00	\$ 810.00	
501-1120	120KW GENERATOR DSL	\$ 3,895.00	\$1,775.00	\$ 644.00	
501-1135	137KW GENERATOR MEGA SILENT DSL	\$ 5,355.00	\$2,115.00	\$ 810.00	
501-1140	140KW GENERATOR DSL	\$ 3,895.00	\$1,775.00	\$ 644.00	
501-1160	160KW GENERATOR DSL	\$ 3,895.00	\$1,775.00	\$ 644.00	
501-1175	175KW GENERATOR DSL	\$ 3,895.00	\$1,775.00	\$ 644.00	
501-1180	175KW GENERATOR SKID MOUNTED DSL	\$ 3,895.00	\$1,775.00	\$ 644.00	
501-1200	200KW GENERATOR DSL	\$ 5,165.00	\$2,120.00	\$ 900.00	
501-1250	250KW GENERATOR DSL	\$ 5,165.00	\$2,120.00	\$ 900.00	
501-1255	250KW GENERATOR SKID MOUNTED DSL	\$ 5,165.00	\$2,120.00	\$ 900.00	
501-1280	275KW GENERATOR MEGA SILENT DSL	\$ 6,300.00	\$2,426.00	\$1,031.00	
501-1320	320KW GENERATOR DSL	\$ 6,185.00	\$2,600.00	\$1,030.00	
501-1325	320KW GENERATOR SKID MOUNTED DSL	\$ 6,185.00	\$2,600.00	\$1,030.00	
501-1500	500KW GENERATOR DSL	\$ 17,000.00	\$6,300.00	\$2,310.00	
501-1510	500KW GENERATOR DSL T4F	\$ 17,000.00	\$6,300.00	\$2,310.00	
501-1800	800KW GENERATOR DSL	\$ 17,000.00	\$6,300.00	\$2,310.00	
501-2100	1000KW GENERATOR DSL	\$ 17,900.00	\$6,400.00	\$2,385.00	
501-2300	1350KW GENERATOR DSL	\$ 20,869.00	\$7,051.00	\$2,741.00	
501-2600	1600KW GENERATOR DSL	\$ 26,250.00	#####	\$3,690.00	
501-2700	CONTAINERIZED 2MEG DIESEL GENERATOR	\$ 32,550.00	#####	\$4,457.00	
501-3140	1400AMP STUDIO GENERATOR	\$ 8,630.00	\$2,500.00	\$1,148.00	
501-3160	1600AMP STUDIO GENERATOR	\$ 8,630.00	\$2,500.00	\$1,148.00	
501-4000	90KVA 400HZ PORTABLE AIRCRAFT GENERATOR	\$ 5,500.00	\$2,693.00	\$ 675.00	
501-4010	120KVA 400HZ PORTABLE AIRCRAFT GENERATOR	\$ 6,000.00	\$3,192.00	\$ 750.00	
501-4020	180KVA 400HZ PORTABLE AIRCRAFT GENERATOR	\$ 7,500.00	\$3,500.00	\$ 950.00	
501-4210	90KVA 400HZ SOLID STATE AIRCRAFT GPU	\$ 3,200.00	\$1,117.00	\$ 400.00	
501-4220	180KVA 400HZ SOLID STATE AIRCRAFT GPU	\$ 4,700.00	\$1,596.00	\$ 630.00	
510-1010	LIGHT TOWER 50W LED SOLAR SKID	\$ 673.00	\$ 250.00	\$ 98.00	
510-1015	LIGHT TOWER 640W LED SOLAR TRAILER	\$ 1,208.00	\$ 545.00	\$ 220.00	
510-1020	LIGHT TOWER 200W LED SOLAR TRAILER	\$ 885.00	\$ 327.00	\$ 142.00	
510-1030	LIGHT TOWER VERT MAST MAN NARROW BODY	\$ 549.00	\$ 300.00	\$ 134.00	
510-1035	LIGHT TOWER HORIZ MAST MAN NARROW BODY	\$ 549.00	\$ 300.00	\$ 134.00	
510-1040	LIGHT TOWER VERT MAST ELEC NARROW BODY	\$ 549.00	\$ 300.00	\$ 134.00	

510-1055	LIGHT TOWER VERT MAST LED TRAILER	\$ 848.00	\$ 394.00	\$ 154.00	
510-1070	LIGHT TOWER BALLOON KIT	\$ 490.00	\$ 342.00	\$ 130.00	
510-1080	LIGHT TOWER MAN MAST 16FT LED CART 120V	\$ 675.00	\$ 253.00	\$ 98.00	
510-1082	LIGHT TOWER ELEC MAST 23FT LED CART 120V	\$ 715.00	\$ 285.00	\$ 109.00	
510-1084	LIGHT TOWER MAN MAST 23FT LED TRAIL 120V	\$ 715.00	\$ 285.00	\$ 109.00	
510-1140	LIGHT TOWER VERT MAST 20KW WIDE BODY	\$ 1,345.00	\$ 475.00	\$ 211.00	
510-1160	LIGHT TOWER CUBE VERT MAST LED SKID	\$ 1,300.00	\$ 572.00	\$ 242.00	
514-1145	EXTENSION CORD 14/3 X 100'	\$ 43.00	\$ 18.00	\$ 6.00	
514-1150	EXTENSION CORD 14/3 X 50'	\$ 34.00	\$ 14.00	\$ 5.00	
514-1155	EXTENSION CORD 14/3 X 25'	\$ 21.00	\$ 7.00	\$ 2.00	ADD
525-1030	I LINE PANEL 400 AMP	\$ 1,339.00	\$ 491.00	\$ 180.00	
525-1060	I LINE PANEL 600 AMP 600V	\$ 1,428.00	\$ 536.00	\$ 204.00	
525-1070	I LINE PANEL 800 AMP	\$ 1,650.00	\$ 750.00	\$ 280.00	
525-1080	I LINE PANEL 1200 AMP	\$ 2,150.00	\$ 850.00	\$ 360.00	
525-1085	I-LINE PANEL 1200A 600V LOW PROFILE	\$ 2,150.00	\$ 850.00	\$ 360.00	
525-1090	QUADBOX FEEDER PANEL 120 AMP	\$ 294.00	\$ 145.00	\$ 51.00	
525-1100	QUAD BOX FEEDER PANEL 200 AMP	\$ 294.00	\$ 145.00	\$ 51.00	
525-1120	PANEL DISTRO 200A 2XL5302XCALI4X50A4X30A	\$ 368.00	\$ 157.00	\$ 68.00	
525-1140	SPIDER BOX FEEDER PANEL 200 AMP	\$ 695.00	\$ 321.00	\$ 113.00	
525-1150	SPIDER BOX FEEDER PANEL 400 AMP	\$ 695.00	\$ 321.00	\$ 113.00	
525-1160	SPLITER PANEL 400 AMP CAMLOCK	\$ 220.00	\$ 97.00	\$ 51.00	
525-1180	REEFER PANEL 30 GANG	\$ 317.00	\$ 121.00	\$ 50.00	
525-1190	TRANSFORMER 15KVA 480-120/208 MILL PANEL	\$ 714.00	\$ 335.00	\$ 104.00	
525-1195	TRANSFORMER 30KVA 480-120/208 MILL PANEL	\$ 978.00	\$ 343.00	\$ 110.00	
525-1210	TRANSF 150KVA 600/480-120/208V STEP DWN	\$ 978.00	\$ 343.00	\$ 110.00	
525-1250	TRANSFER SWITCH 200 AMP	\$ 496.00	\$ 176.00	\$ 62.00	
525-1255	TRANSFER SWITCH 200 AMP ATS	\$ 585.00	\$ 214.00	\$ 70.00	
525-1260	TRANSFER SWITCH 400 AMP ATS	\$ 756.00	\$ 280.00	\$ 98.00	
525-1270	TRANSFER SWITCH 600 AMP	\$ 1,562.00	\$ 572.00	\$ 315.00	
525-1290	TRANSFER SWITCH 800 AMP	\$ 1,950.00	\$ 770.00	\$ 475.00	
525-1310	VFD PANEL 20HP 460V 3PH	\$ 875.00	\$ 300.00	\$ 110.00	
525-1320	VFD PANEL 50HP 460V 3PH	\$ 1,004.00	\$ 335.00	\$ 130.00	
525-1330	VFD PANEL 100HP 460V 3P SOFT START	\$ 1,200.00	\$ 430.00	\$ 165.00	
525-1350	VFD PANEL 150HP 460V 3PH	\$ 1,607.00	\$ 589.00	\$ 205.00	
525-1360	LOAD BANK 100 KW	\$ 575.00	\$ 258.00	\$ 124.00	
525-1362	LOAD BANK 125 KW	\$ 575.00	\$ 258.00	\$ 124.00	
525-1365	LOAD BANK 600 KW	\$ 3,857.00	\$1,300.00	\$ 450.00	
525-1366	LOAD BANK 1000 KW	\$ 6,000.00	\$2,000.00	\$ 667.00	
525-1368	LOAD BANK 3000 KW	\$ 10,000.00	\$3,000.00	\$1,000.00	
525-1605	DISCONNECT FUSE PANEL 200 AMP	\$ 530.00	\$ 240.00	\$ 95.00	
525-1610	DISCONNECT BREAKER PANEL 400A	\$ 680.00	\$ 294.00	\$ 145.00	
525-1620	DISCONNECT BREAKER PANEL 600A	\$ 971.00	\$ 416.00	\$ 161.00	
525-1630	DISCONNECT BREAKER PANEL 800A	\$ 1,250.00	\$ 455.00	\$ 186.00	
525-1720	I LINE PANEL 3000 AMP	\$ 3,500.00	\$1,212.00	\$ 425.00	
525-2110	PANEL DISTRIBUTION 125/250V 30AMP GFCI	\$ 171.00	\$ 73.00	\$ 25.00	ADD
525-2120	PANEL DISTRIBUTION 125/250V 50AMP GFCI	\$ 171.00	\$ 73.00	\$ 25.00	
525-2142	PANEL DIST 400A CAM IN/4X100A APPLE OUT	\$ 378.00	\$ 160.00	\$ 60.00	
525-2190	PANEL DISTRIBUTION 800AMP 3PH 120/208V	\$ 2,231.00	\$ 800.00	\$ 285.00	

525-2600	DISCONNECT BREAKER PANEL 1200A	\$ 750.00	\$ 305.00	\$ 160.00	
525-3550	TRANSFER SWITCH AUTO 1200 AMP	\$ 2,250.00	\$ 779.00	\$ 540.00	ADD
525-3560	TRANSFER SWITCH AUTO 1600 AMP	\$ 2,250.00	\$ 779.00	\$ 540.00	
525-4000	PANEL DISTRIBUTION 800AMP 600V	\$ 800.00	\$ 325.00	\$ 145.00	
525-5020	TRANSFORMER 30KVA 480-120/208V STEP DWN	\$ 536.00	\$ 242.00	\$ 86.00	
525-5025	TRANSFORMER 75KVA ENTERTAINMENT CONFIG	\$ 1,079.00	\$ 515.00	\$ 175.00	
525-5047	TRANSFORMER 45KVA 480-120/208V STEP DWN	\$ 803.00	\$ 425.00	\$ 150.00	
525-5075	TRANSF 75KVA 600/480-120/208V S DWN DIST	\$ 1,156.00	\$ 441.00	\$ 175.00	
525-5112	TRANSFORMER 150KVA 480-600V STEP UP/DWN	\$ 1,310.00	\$ 465.00	\$ 190.00	
525-5114	TRANSFORMER 150KVA ENTERTAINMENT CONFIG	\$ 1,310.00	\$ 465.00	\$ 190.00	
525-5122	TRANSFORMER 300KVA ENTERTAINMENT CONFIG	\$ 1,650.00	\$ 650.00	\$ 200.00	
525-5130	TRANSF 500KVA 480-600V STEP UP/DWN AUTO	\$ 2,675.00	\$ 998.00	\$ 404.00	ADD
525-5137	TRANSFORMER 500KVA 2400/480V PADMOUNT	\$ 1,559.00	\$ 560.00	\$ 215.00	
525-5165	TRANSFORMER 1500KVA PADMOUNT	\$ 4,725.00	\$ 1,690.00	\$ 890.00	
530-1000	FUEL TANK UP TO 100 GALLON	\$ 378.00	\$ 200.00	\$ 70.00	
530-1005	PROSOL DEF TANK 100 GALLON GALVANIZED	\$ 600.00	\$ 250.00	\$ 90.00	
530-1020	FUEL TANK 251 GALLON	\$ 415.00	\$ 215.00	\$ 74.00	
530-1050	FUEL TANK 552 GALLON	\$ 646.00	\$ 350.00	\$ 115.00	
530-1060	FUEL TANK 523 GALLON TOWABLE	\$ 877.00	\$ 455.00	\$ 155.00	
530-1070	FUEL TANK 787 GALLON	\$ 877.00	\$ 455.00	\$ 155.00	
530-1090	FUEL TANK 1204 GALLON	\$ 1,302.00	\$ 690.00	\$ 235.00	
530-1100	FUEL TANK 2388 GALLON	\$ 2,940.00	\$ 1,280.00	\$ 430.00	
550-1250	WELDER MIG 200 - 299 AMPS 230V	\$ 284.00	\$ 104.00	\$ 43.00	
550-1270	WELDER TIG / STICK 200-249 AMPS ELEC	\$ 236.00	\$ 73.00	\$ 41.00	
550-1272	WELDER TIG / STICK 208-575 AMPS ELEC	\$ 527.00	\$ 215.00	\$ 70.00	
550-1275	SKYWELDER INVERTER WELDER 250-300AMP	\$ 259.00	\$ 92.00	\$ 41.00	
550-1280	WELDER INVERTER CC ONLY 250-299 AMPS	\$ 259.00	\$ 92.00	\$ 41.00	
550-1290	WELDER INVERTER CC/CV 300-399 AMPS	\$ 259.00	\$ 92.00	\$ 41.00	
550-1300	WELDER INVERTER CC/CV 350-399 AMPSLEC	\$ 259.00	\$ 92.00	\$ 41.00	
550-1310	WELDER INVERTER CC/CV 400-449 AMPS	\$ 259.00	\$ 92.00	\$ 41.00	
550-1330	WELDER INVERTER CC/CV 650-699 AMPS	\$ 551.00	\$ 255.00	\$ 87.00	
550-1400	WELDING FUME EXTRACTOR 95-132 CFM	\$ 450.00	\$ 196.00	\$ 74.00	
550-1540	WELDER ENGINE DRIVE 180-189 AMP GAS	\$ 548.00	\$ 230.00	\$ 93.00	
550-1600	WELDER ENGINE DRIVE 250-299 AMPS GAS	\$ 548.00	\$ 230.00	\$ 93.00	
550-1610	WELDER ENGINE DRIVE 300-249 AMP GAS	\$ 548.00	\$ 230.00	\$ 93.00	
550-1760	WELDER ENGINE DRIVE 250-299 AMPS LP	\$ 548.00	\$ 230.00	\$ 93.00	
550-1765	WELDER ENGINE DRIVE 300 AMPS LP	\$ 788.00	\$ 366.00	\$ 176.00	
550-1850	WELDER TOWABLE 300 - 349 AMPS DSL	\$ 560.00	\$ 212.00	\$ 86.00	
550-1870	WELDER TOWABLE 400 - 449 AMPS DSL	\$ 635.00	\$ 300.00	\$ 143.00	
550-1875	WELDER SKID MOUNTED 400 - 449 AMPS DSL	\$ 635.00	\$ 300.00	\$ 143.00	
550-1880	WELDER TOWABLE 500 - 549 AMPS DSL	\$ 865.00	\$ 345.00	\$ 185.00	
550-1900	WELDER TOWABLE 300-349AMPS DUAL-OPER DSL	\$ 715.00	\$ 360.00	\$ 163.00	
550-1905	WELDER TOWABLE 400-449AMPS DUAL-OPER DSL	\$ 740.00	\$ 380.00	\$ 163.00	
550-1950	WELDER WIRE FEEDER 120 VOLT ELEC	\$ 338.00	\$ 180.00	\$ 68.00	
550-1955	WELDER WIRE FEEDER SINGLE REEL 24 VOLT	\$ 380.00	\$ 233.00	\$ 76.00	
550-1960	WELDER WIRE FEEDER SUITCASE STYLE	\$ 318.00	\$ 165.00	\$ 69.00	
550-3010	PLASMA CUTTER 7/8IN 1PH 120/240V	\$ 635.00	\$ 258.00	\$ 107.00	
550-3015	PLASMA CUTTER 5/8IN AIRCOMP 1PH 120/240V	\$ 750.00	\$ 286.00	\$ 106.00	

550-3030	PLASMA CUTTER 1-1/4IN 1PH/480V 3PH/600V	\$ 1,375.00	\$ 505.00	\$ 207.00	
550-3060	PLASMA CUTTER 1-3/4IN 3PH 600V	\$ 3,080.00	\$1,196.00	\$ 490.00	
553-0002	CIRCUIT BREAKER, 480V/20A	\$ 63.00	\$ 21.00	\$ 7.00	
553-0004	CIRCUIT BREAKER, 480V/40A	\$ 63.00	\$ 21.00	\$ 7.00	
553-0005	CIRCUIT BREAKER, 480V/50A	\$ 63.00	\$ 21.00	\$ 7.00	
553-0009	CIRCUIT BREAKER 480V 80A	\$ 63.00	\$ 21.00	\$ 7.00	
553-0010	CIRCUIT BREAKER, 480V/100A	\$ 63.00	\$ 21.00	\$ 7.00	
553-0015	CIRCUIT BREAKER, 480V/225A	\$ 63.00	\$ 21.00	\$ 7.00	
553-0025	CIRCUIT BREAKER 600V / 400A	\$ 270.00	\$ 90.00	\$ 30.00	
553-0027	CIRCUIT BREAKER 600V / 600A	\$ 270.00	\$ 90.00	\$ 30.00	
553-0030	CIRCUIT BREAKER 600V / 200A	\$ 63.00	\$ 21.00	\$ 7.00	
553-0035	CIRCUIT BREAKER 600V / 100A	\$ 63.00	\$ 21.00	\$ 7.00	
553-0040	CIRCUIT BREAKER 600V / 60A	\$ 63.00	\$ 21.00	\$ 7.00	
553-0045	CIRCUIT BREAKER 600V / 30A	\$ 63.00	\$ 21.00	\$ 7.00	
553-0050	CIRCUIT BREAKER 600V / 250A	\$ 63.00	\$ 21.00	\$ 7.00	
553-0055	CIRCUIT BREAKER 600V / 150A	\$ 63.00	\$ 21.00	\$ 7.00	
553-0060	CIRCUIT BREAKER 600V / 125A	\$ 63.00	\$ 21.00	\$ 7.00	
553-0061	ADJ CIRCUIT BREAKER 600V 70-250A	\$ 210.00	\$ 78.00	\$ 28.00	
554-0020	POWER STRIP 6X20A OUTLET 6'	\$ 17.00	\$ 7.00	\$ 7.00	
610-1005	TRAILER LANDSCAPE 5X8 1500 LB	\$ 415.00	\$ 195.00	\$ 51.00	
610-1010	TRAILER LANDSCAPE 6X12 3000 LB	\$ 415.00	\$ 195.00	\$ 51.00	
610-1050	TRAILER UTILITY 2000 LB	\$ 415.00	\$ 195.00	\$ 51.00	
610-1059	TRAILER UTILITY PAN 3000 LB	\$ 415.00	\$ 195.00	\$ 51.00	
610-1060	TRAILER UTILITY 3000 LB	\$ 435.00	\$ 204.00	\$ 57.00	ADD
610-1070	TRAILER UTILITY 5-6000 LB	\$ 539.00	\$ 254.00	\$ 65.00	
610-1075	TRAILER UTILITY 7000 LB	\$ 539.00	\$ 254.00	\$ 65.00	
610-1085	TRAILER UTILITY 10000 LB	\$ 680.00	\$ 321.00	\$ 90.00	
610-1140	TRAILER FLATBED 10000 LB	\$ 730.00	\$ 345.00	\$ 93.00	
610-1160	TRAILER FLATBED 10-19000 LB GVWR	\$ 945.00	\$ 425.00	\$ 109.00	
610-1170	TRAILER FLATBED 21-29000 LB GVWR	\$ 1,050.00	\$ 496.00	\$ 123.00	
610-1180	TRAILER FLATBED 30-39000 LB GVWR	\$ 1,250.00	\$ 623.00	\$ 156.00	
610-1190	TRAILER FLATBED GOOSENECK 20-22000 LBS	\$ 1,250.00	\$ 623.00	\$ 156.00	
610-1210	TRAILER FLATBED W/RAMPS 20000 LB GVWR	\$ 1,250.00	\$ 623.00	\$ 156.00	
610-1212	TRAILER FLATBED NO RAMPS 20000 LB GVWR	\$ 1,250.00	\$ 623.00	\$ 156.00	
610-1220	TRAILER FLATBED GOOSENECK 25-26000 LB	\$ 1,483.00	\$ 674.00	\$ 207.00	
610-1240	TRAILER FLATBED 40-49000 LB GVWR	\$ 1,483.00	\$ 674.00	\$ 207.00	
610-1245	TRAILER FLATBED 3-AXLE W/RAMPS 50000GVWR	\$ 1,483.00	\$ 674.00	\$ 207.00	
610-1281	TRAILER FLATBED 80000 LB AIR RIDE	\$ 1,483.00	\$ 674.00	\$ 207.00	
610-1310	TRAILER FLATBED LIVE BOTTOM 24000 LB	\$ 5,500.00	\$2,100.00	\$ 700.00	
610-1350	TRAILER STUMP GRINDER	\$ 415.00	\$ 195.00	\$ 51.00	
610-1370	TRAILER TRENCHER	\$ 415.00	\$ 195.00	\$ 51.00	
610-1390	TRAILER TILLER	\$ 415.00	\$ 195.00	\$ 51.00	
610-1401	TRAILER CART OFF ROAD 1000LB	\$ 650.00	\$ 268.00	\$ 75.00	
610-1430	TRAILER PIPE DOLLY	\$ 851.00	\$ 378.00	\$ 104.00	
610-1500	TRAILER CABLE REEL SINGLE 8-9995 LB	\$ 840.00	\$ 373.00	\$ 98.00	
610-1530	TRAILER 36IN BULL WHEEL TENSIONER	\$ 3,270.00	\$1,245.00	\$ 520.00	
610-1555	TRAILER POLE 15,000 LBS - 40 FT	\$ 1,485.00	\$ 570.00	\$ 240.00	
610-1565	TRAILER POLE 24,000 LBS - 47 FT	\$ 1,895.00	\$ 716.00	\$ 305.00	

610-1600	TRAILER MIXING 27 CF 7000 LB	\$ 1,090.00	\$ 516.00	\$ 140.00	
610-1620	TRAILER MIXING 50 CF 10000 LB	\$ 1,169.00	\$ 540.00	\$ 150.00	
610-1720	TRAILER GROUND LOAD 5000 LB	\$ 450.00	\$ 195.00	\$ 65.00	
610-1730	TRAILER GROUND LOAD 8000 LB	\$ 975.00	\$ 325.00	\$ 125.00	
610-1740	TRAILER GROUND LOAD 10000 LB BATT	\$ 975.00	\$ 325.00	\$ 125.00	
610-1745	TRAILER GROUND LOAD 7000 LB GAS	\$ 975.00	\$ 325.00	\$ 125.00	
610-1750	TRAILER GROUND LOAD 13000-14000 LB	\$ 975.00	\$ 325.00	\$ 125.00	
610-1760	TRAILER TILT 2-3000 LB	\$ 359.00	\$ 148.00	\$ 40.00	
610-1766	TRAILER TILT 6-7000 LB	\$ 600.00	\$ 325.00	\$ 120.00	
610-1770	TRAILER TILT 10000 LB	\$ 600.00	\$ 325.00	\$ 120.00	
610-1775	TRAILER TILT 12-13000 LB	\$ 600.00	\$ 325.00	\$ 120.00	
610-1779	TRAILER TILT 14000LB FIXED TOP DECK	\$ 692.00	\$ 368.00	\$ 130.00	
610-1780	TRAILER TILT 14-15000 LB	\$ 692.00	\$ 368.00	\$ 130.00	
610-1781	TRAILER TILT 15-16000 LB 4FT FIXED DECK	\$ 885.00	\$ 470.00	\$ 140.00	
610-1785	TRAILER TILT 16-17000 LB	\$ 885.00	\$ 470.00	\$ 140.00	
610-2200	TRAILER DUMP SINGLE AXLE	\$ 641.00	\$ 357.00	\$ 135.00	
610-2230	TRAILER DUMP TANDEM AXLE	\$ 784.00	\$ 412.00	\$ 145.00	
610-2240	TRAILER DUMP TANDEM AXLE 12-16000LB GVWR	\$ 1,575.00	\$ 755.00	\$ 261.00	ADD
610-2290	TRAILER DUMP TRIPLE AXLE	\$ 3,500.00	\$1,351.00	\$ 455.00	
610-2420	TRAILER WATER 500 GALLON	\$ 945.00	\$ 530.00	\$ 155.00	
610-2430	TRAILER WATER 800 GALLON	\$ 1,390.00	\$ 738.00	\$ 207.00	
610-2455	TRAILER VACUUM EXC SYSTEM 500 GAL GAS	\$ 5,775.00	\$1,950.00	\$ 645.00	
610-2460	TRAILER VACUUM EXC SYSTEM 500 GAL DSL	\$ 6,400.00	\$1,995.00	\$ 655.00	
610-2470	TRAILER VACUUM EXC SYSTEM 800 GAL DSL	\$ 7,285.00	\$2,363.00	\$ 890.00	
610-2520	TRAILER ENCLOSED 6X12 3000 LB	\$ 923.00	\$ 450.00	\$ 110.00	
610-2530	TRAILER ENCLOSED 6-7 X 12 7000 LB	\$ 985.00	\$ 470.00	\$ 120.00	
610-2550	TRAILER ENCLOSED 8X20 7000 LB	\$ 1,180.00	\$ 525.00	\$ 140.00	
610-2570	TRAILER REMEDIATION ENCLOSED 8X20 9995LB	\$ 1,350.00	\$ 550.00	\$ 160.00	
610-2580	TRAILER TOOL ENCLOSED 8X44 25000 LBS	\$ 5,670.00	\$1,890.00	\$ 695.00	
610-2590	TRAILER ENCLOSED 8X53	\$ 1,500.00	\$ 575.00	\$ 180.00	
610-2592	TRAILER CAT EVENT RESPONSE ENCLOSED 53FT	\$ 4,300.00	\$1,500.00	\$ 500.00	
610-2599	TRAILER OPEN TOP BOX 4X8 3000 LB	\$ 415.00	\$ 196.00	\$ 51.00	
610-2600	TRAILER OPEN TOP BOX 5X8 3000 LB	\$ 415.00	\$ 196.00	\$ 51.00	
610-2610	TRAILER OPEN TOP BOX 5X10 3000 LB	\$ 415.00	\$ 196.00	\$ 51.00	
610-2615	TRAILER OPEN TOP BOX 5X12 3000 LB	\$ 498.00	\$ 235.00	\$ 62.00	
610-2640	TRAILER OPEN TOP BOX 5X12 10000 LB	\$ 615.00	\$ 312.00	\$ 78.00	
610-2780	CONTAINER 8FT X 8FT REFRIGERATED STORAGE	\$ 692.00	\$ 213.00	\$ 109.00	
610-2790	CONTAINER 10 FT STORAGE	\$ 175.00	\$ 150.00	\$ 50.00	
610-2800	CONTAINER 16 FT STORAGE	\$ 175.00	\$ 150.00	\$ 50.00	
610-2801	CONTAINER 16 FT KARGO KING	\$ 175.00	\$ 150.00	\$ 50.00	
610-2810	CONTAINER 20 FT STORAGE	\$ 175.00	\$ 150.00	\$ 50.00	
610-2815	CONTAINER 20 FT STORAGE DOUBLE DOOR	\$ 175.00	\$ 150.00	\$ 50.00	
610-2820	CONTAINER 24 FT STORAGE	\$ 270.00	\$ 200.00	\$ 65.00	
610-2840	CONTAINER 40 FT STORAGE	\$ 270.00	\$ 200.00	\$ 65.00	
610-2845	CONTAINER 40 FT STORAGE DOUBLE DOOR	\$ 270.00	\$ 200.00	\$ 65.00	
610-2900	CONTAINER 20 FT OFFICE	\$ 490.00	\$ 240.00	\$ 70.00	
610-2910	CONTAINER 40 FT OFFICE	\$ 985.00	\$ 253.00	\$ 75.00	
610-3000	TRAILER SHADE 10 FT	\$ 490.00	\$ 160.00	\$ 54.00	

610-3010	TRAILER SAFETY COOLDOWN 8X24 9990 LB	\$ 4,030.00	\$2,015.00	\$ 645.00	
610-3015	TRAILER COOLDOWN AIR CONDITIONED	\$ 2,560.00	\$1,020.00	\$ 395.00	
610-3020	TRAILER MOUNTED SAFETY SHOWER PNEUMATIC	\$ 4,345.00	\$2,090.00	\$ 600.00	
630-1010	CART PERSONNEL 2 PASSENGER 3-WH ELEC	\$ 550.00	\$ 288.00	\$ 100.00	
630-1020	TOW TRACTOR 1 PASSENGER 3-WH 8K PULL ELE	\$ 1,115.00	\$ 575.00	\$ 190.00	
630-1040	CART BURDEN 2 PASSENGER 4-WH GAS	\$ 635.00	\$ 310.00	\$ 115.00	
630-1060	CART BURDEN 2 PASSENGER 4-WH ELEC	\$ 635.00	\$ 310.00	\$ 115.00	
630-1065	CART BURDEN 2 PASSENGER 4-WH ELEC CAB	\$ 850.00	\$ 400.00	\$ 135.00	
630-1071	CART BURDEN 2 PASS CARGO 4-WH ELEC CAB	\$ 1,510.00	\$ 684.00	\$ 257.00	ADD
630-1080	CART BURDEN 4 PASSENGER 4-WH ELEC	\$ 635.00	\$ 310.00	\$ 115.00	
630-1081	CART BURDEN 4 PASSENGER 4-WH ELEC CAB	\$ 1,510.00	\$ 684.00	\$ 257.00	ADD
630-1100	CART GOLF 2 PASSENGER ELEC	\$ 655.00	\$ 330.00	\$ 135.00	
630-1102	CART GOLF 2 PASS FLATBED 1000LB ELEC	\$ 1,885.00	\$ 964.00	\$ 257.00	ADD
630-1110	CART GOLF 2 PASSENGER GAS	\$ 655.00	\$ 330.00	\$ 135.00	
630-1114	CART GOLF 2 PASS FLATBED GAS	\$ 1,885.00	\$ 964.00	\$ 257.00	ADD
630-1120	CART GOLF 4 PASSENGER GAS	\$ 655.00	\$ 330.00	\$ 135.00	
630-1122	CART GOLF 2 PASS PULLERS	\$ 2,700.00	\$ 998.00	\$ 309.00	ADD
630-1130	CART TOUR 4 PASSENGER ELEC	\$ 830.00	\$ 345.00	\$ 140.00	
630-1150	CART TOUR 6 PASSENGER ELEC	\$ 905.00	\$ 400.00	\$ 165.00	
630-1160	CART TOUR 6 PASSENGER GAS	\$ 905.00	\$ 400.00	\$ 165.00	
630-1180	CART WHEELCHAIR ADA GAS	\$ 1,225.00	\$ 500.00	\$ 200.00	
630-1200	CART UTILITY TRUCK 2 PASS ELEC	\$ 925.00	\$ 415.00	\$ 179.00	
630-1210	CART UTV 2 PASSENGER GAS	\$ 925.00	\$ 415.00	\$ 179.00	
630-1220	CART UTV 2 PASSENGER GAS WITH CAB	\$ 1,095.00	\$ 450.00	\$ 196.00	
630-1230	CART UTV 2 PASSENGER DSL	\$ 925.00	\$ 415.00	\$ 179.00	
630-1240	CART UTV 2 PASSENGER DSL WITH CAB	\$ 1,095.00	\$ 450.00	\$ 196.00	
630-1245	CART UTV 2 PASSENGER DSL FLATBED	\$ 925.00	\$ 415.00	\$ 179.00	
630-1260	CART UTV 4 PASSENGER GAS	\$ 925.00	\$ 415.00	\$ 179.00	
630-1265	CART UTV 4 PASSENGER GAS WITH CAB	\$ 1,095.00	\$ 450.00	\$ 196.00	
630-1280	CART UTV 4 PASSENGER DSL	\$ 925.00	\$ 415.00	\$ 179.00	
630-1290	CART UTV 4 PASSENGER DSL WITH CAB	\$ 1,095.00	\$ 450.00	\$ 196.00	
630-1330	CART UTV W/FRONT TOOL CARRIER DSL CAB	\$ 3,625.00	\$1,675.00	\$ 551.00	
630-1410	CART UTILITY TRUCK 2 PASS GAS	\$ 925.00	\$ 415.00	\$ 179.00	
630-1415	CART UTV 2 PASSENGER 4WD GAS ENTERTAIN	\$ 925.00	\$ 415.00	\$ 179.00	
630-1420	CART UTV 4 PASSENGER 4WD GAS ENTERTAIN	\$ 925.00	\$ 415.00	\$ 179.00	
630-1425	CART UTV 2 PASSENGER 2WD GAS ENTERTAIN	\$ 925.00	\$ 415.00	\$ 179.00	
630-2010	CART UTV SNOW PLOW 5-6 FT	\$ 475.00	\$ 150.00	\$ 75.00	
630-2015	CART UTV 40 GALLON SPRAYER SKID MTD ELEC	\$ 530.00	\$ 220.00	\$ 100.00	
630-2020	80 GALLON SPRAYER ELEC	\$ 385.00	\$ 170.00	\$ 60.00	
639-1200	TOW TRACTOR WAREHOUSE STAND-UP ELECTRIC	\$ 875.00	\$ 300.00	\$ 120.00	
640-2100	BELT LOADER DRIVABLE AIRCRAFT DSL	\$ 3,400.00	\$1,260.00	\$ 500.00	
640-2200	BAGGAGE TRACTOR AIRCRAFT GAS 5500 LB	\$ 2,600.00	\$ 900.00	\$ 335.00	
640-2205	BAGGAGE TRACTOR AIRCRAFT CAB GAS 5500LB	\$ 2,600.00	\$ 900.00	\$ 335.00	
640-2220	BAGGAGE TRACTOR AIRCRAFT DSL 5500 LB	\$ 2,700.00	\$1,000.00	\$ 350.00	
640-4960	TRACTOR AIRCRAFT TOWBAR 40000 GVW	\$ 10,000.00	\$3,800.00	\$1,800.00	
640-5000	TRACTOR AIRCRAFT TOWBAR 110000 GVW	\$ 20,000.00	\$7,777.00	\$2,900.00	
659-5000	TRUCK PICKUP COMPACT STD GAS	\$ 1,285.00	\$ 505.00	\$ 112.00	
659-5005	TRUCK PICKUP COMPACT CREW 4WD GAS	\$ 1,395.00	\$ 575.00	\$ 135.00	



659-5010	TRUCK PICKUP 1/2 T STD 4WD GAS	\$ 1,285.00	\$ 505.00	\$ 112.00	
659-5020	TRUCK PICKUP 1/2 T STD 2WD GAS	\$ 1,285.00	\$ 505.00	\$ 112.00	
659-5030	TRUCK PICKUP 1/2 T SUP 4WD GAS	\$ 1,285.00	\$ 505.00	\$ 112.00	
659-5040	TRUCK PICKUP 1/2 T SUP 2WD GAS	\$ 1,285.00	\$ 505.00	\$ 112.00	
659-5050	TRUCK PICKUP 1/2 T CREW 4WD GAS	\$ 1,395.00	\$ 575.00	\$ 135.00	
659-5052	TRUCK PICKUP 1/2 T CRW 4WD GAS LIFTGATE	\$ 1,650.00	\$ 650.00	\$ 185.00	
659-5055	TRUCK PICKUP 1/2 T CREW 4WD EV	\$ 2,742.00	\$1,237.00	\$ 317.00	ADD
659-5060	TRUCK PICKUP 1/2 T CREW 2WD GAS	\$ 1,395.00	\$ 575.00	\$ 135.00	
659-5070	TRUCK PICKUP 3/4 T STD 4WD GAS	\$ 1,593.00	\$ 624.00	\$ 174.00	
659-5080	TRUCK PICKUP 3/4 T STD 4WD DSL	\$ 1,593.00	\$ 624.00	\$ 174.00	
659-5090	TRUCK PICKUP 3/4 T STD 2WD GAS	\$ 1,593.00	\$ 624.00	\$ 174.00	
659-5100	TRUCK PICKUP 3/4 T STD 2WD GAS LIFTGATE	\$ 1,593.00	\$ 624.00	\$ 174.00	
659-5104	TRUCK PICKUP 3/4 T CRW 4WD GAS LIFTGATE	\$ 1,593.00	\$ 624.00	\$ 174.00	
659-5120	TRUCK PICKUP 3/4 T SUP 4WD GAS	\$ 1,593.00	\$ 624.00	\$ 174.00	
659-5130	TRUCK PICKUP 3/4 T SUP 4WD DSL	\$ 1,593.00	\$ 624.00	\$ 174.00	
659-5160	TRUCK PICKUP 3/4 T CREW 4WD GAS	\$ 1,593.00	\$ 624.00	\$ 174.00	
659-5170	TRUCK PICKUP 3/4 T CREW 4WD DSL	\$ 1,593.00	\$ 624.00	\$ 174.00	
659-5180	TRUCK PICKUP 3/4 T CREW 2WD GAS	\$ 1,593.00	\$ 624.00	\$ 174.00	
659-5200	TRUCK PICKUP 1 T STD 4WD GAS	\$ 1,750.00	\$ 815.00	\$ 220.00	
659-5240	TRUCK PICKUP 1 T CREW 4WD GAS	\$ 1,750.00	\$ 815.00	\$ 220.00	
659-5250	TRUCK PICKUP 1 T CREW 4WD DSL	\$ 1,750.00	\$ 815.00	\$ 220.00	
659-5255	TRUCK PICKUP 1 T CREW 4WD DSL DRW	\$ 2,475.00	\$1,021.00	\$ 375.00	ADD
659-5370	TRUCK SERVICE 1-1/2-2 T STD 4WD GAS	\$ 3,195.00	\$1,050.00	\$ 400.00	
659-5380	TRUCK SERVICE 1-1/2-2 T STD 4WD DSL	\$ 3,195.00	\$1,050.00	\$ 400.00	
659-5425	TRUCK SERVICE 3/4-1 T CREW 4WD GAS	\$ 3,195.00	\$1,050.00	\$ 400.00	
659-5440	TRUCK SERVICE 1-1/2-2 T CREW 4WD DSL	\$ 3,495.00	\$1,250.00	\$ 450.00	
659-5455	VAN CARGO MINI GAS	\$ 1,923.00	\$ 580.00	\$ 126.00	
659-5460	VAN CARGO 1/2 T GAS	\$ 1,923.00	\$ 580.00	\$ 126.00	
659-5470	VAN CARGO 3/4 T GAS LOW ROOF	\$ 1,923.00	\$ 580.00	\$ 126.00	
659-5471	VAN CARGO 3/4 T GAS MEDIUM ROOF	\$ 1,923.00	\$ 580.00	\$ 126.00	ADD
659-5472	VAN CARGO 3/4 T GAS HIGH ROOF	\$ 1,923.00	\$ 580.00	\$ 126.00	
659-5475	VAN CARGO 3/4 T DSL	\$ 1,923.00	\$ 580.00	\$ 126.00	
659-5480	VAN CARGO 1 T GAS LOW ROOF	\$ 1,923.00	\$ 580.00	\$ 126.00	
659-5487	VAN CARGO REEFER MID ROOF	\$ 2,135.00	\$ 671.00	\$ 129.00	ADD
659-5490	VAN PASSENGER 8 GAS 1/2 T	\$ 1,995.00	\$ 700.00	\$ 164.00	
659-5510	VAN PASSENGER 12 GAS 3/4 LOW ROOF	\$ 1,995.00	\$ 700.00	\$ 164.00	
659-5540	VAN PASSENGER 15 GAS 3/4-1 T LOW ROOF	\$ 1,995.00	\$ 700.00	\$ 164.00	
659-5543	VAN PASSENGER 15 GAS 3/4-1 T MID ROOF	\$ 3,025.00	\$1,112.00	\$ 223.00	ADD
659-5550	BUS SHUTTLE GAS CDL	\$ 2,200.00	\$1,095.00	\$ 325.00	
659-5560	BUS SCHOOL DSL	\$ 2,200.00	\$1,095.00	\$ 325.00	
659-5580	SUV COMPACT 5-6 PASSENGER GAS	\$ 1,360.00	\$ 455.00	\$ 115.00	
659-5585	SUV STANDARD 7-8 PASSENGER GAS	\$ 1,523.00	\$ 607.00	\$ 160.00	
659-5610	TRUCK STKBD 12 FT 3/4-1 T STD 4WD DSL	\$ 2,495.00	\$ 951.00	\$ 271.00	
659-5620	TRUCK STKBD 12 FT 3/4-1 T STD 2WD GAS	\$ 2,495.00	\$ 951.00	\$ 271.00	
659-5630	TRUCK STKBD 12 FT 1-1/2-2 T STD 4WD GAS	\$ 2,495.00	\$ 951.00	\$ 271.00	
659-5640	TRUCK STKBD 12 FT 1-1/2-2 T STD 4WD DSL	\$ 2,495.00	\$ 951.00	\$ 271.00	
659-5650	TRUCK STKBD 12 FT 1-1/2-2 T STD 2WD GAS	\$ 2,495.00	\$ 951.00	\$ 271.00	
659-5660	TRUCK STKBD 12 FT 1-1/2-2 T STD 2WD DSL	\$ 2,495.00	\$ 951.00	\$ 271.00	

659-5680	TRUCK STKBD 12 FT 3/4-1 T CREW 4WD GAS	\$ 2,595.00	\$1,055.00	\$ 323.00	
659-5690	TRUCK STKBD 12 FT 3/4-1 T CREW 4WD DSL	\$ 2,595.00	\$1,055.00	\$ 323.00	
659-5700	TRUCK STKBD 12 FT 3/4-1 T CREW 2WD GAS	\$ 2,595.00	\$1,055.00	\$ 323.00	
659-5725	TRUCK STKBD 12 FT 1-1/2-2 T CREW 4WD GAS	\$ 2,595.00	\$1,055.00	\$ 323.00	
659-5730	TRUCK STKBD 12 FT 1-1/2-2 T CREW 4WD DSL	\$ 2,595.00	\$1,055.00	\$ 323.00	
659-5735	TRUCK STKBD 12 FT 1-1/2-2 T CREW 2WD GAS	\$ 2,595.00	\$1,055.00	\$ 323.00	
659-5740	TRUCK STKBD 12 FT 1-1/2-2 T CREW 2WD DSL	\$ 2,595.00	\$1,055.00	\$ 323.00	
659-5742	TRUCK STKBD 12 FT 1-2 T STD GOSNK4WDDSL	\$ 2,595.00	\$1,055.00	\$ 323.00	
659-5750	TRUCK STKBD 14 FT 1-1/2-2 T STD 2WD DSL	\$ 3,225.00	\$1,197.00	\$ 384.00	
659-5770	TRUCK STKBD 16 FT 1-1/2-2 T STD 2WD DSL	\$ 3,225.00	\$1,197.00	\$ 384.00	
659-5780	TRUCK STKBD 16 FT 2-1/2-3 T STD 2WD DSL	\$ 3,225.00	\$1,197.00	\$ 384.00	
659-5787	TRUCK STKBD 20 FT 2-1/2-3 T STD 2WD DSL	\$ 3,225.00	\$1,197.00	\$ 384.00	
659-5790	TRUCK STKBD 22 FT 2-1/2-3 T STD 2WD GAS	\$ 3,225.00	\$1,197.00	\$ 384.00	
659-5800	TRUCK STKBD 22 FT 2-1/2-3 T STD 2WD DSL	\$ 3,225.00	\$1,197.00	\$ 384.00	
659-5810	TRUCK RACK 18 FT 2-1/2-3 T CREW DSL	\$ 4,688.00	\$1,746.00	\$ 649.00	
659-5825	TRUCK FLATBED 9FT 1-1/2-2T CREW 4WD DSL	\$ 2,775.00	\$1,065.00	\$ 335.00	
659-5830	TRUCK FLATBED 11FT 1-1/2-2T STD 4WD DSL	\$ 2,775.00	\$1,065.00	\$ 335.00	
659-5840	TRUCK STKBD HI-RAIL STD 2WD DSL	\$ 3,675.00	\$1,224.00	\$ 474.00	
659-5870	VAN KUV UTLTY GAS 1 TON	\$ 2,100.00	\$ 815.00	\$ 245.00	
659-5875	TRUCK UTLTY 3/4 T STD 2WD GAS	\$ 2,325.00	\$ 885.00	\$ 265.00	
659-5878	TRUCK UTLTY 3/4 T SUP 2WD GAS	\$ 2,325.00	\$ 885.00	\$ 265.00	
659-5880	TRUCK UTLTY 3/4 T CREW 2WD GAS	\$ 2,675.00	\$ 958.00	\$ 330.00	
659-5882	TRUCK UTLTY 3/4 T STD 4WD GAS	\$ 2,325.00	\$ 885.00	\$ 265.00	
659-5888	TRUCK UTLTY 3/4 T CREW 4WD GAS	\$ 2,675.00	\$ 958.00	\$ 330.00	
659-5900	TRUCK UTLTY 1 T STD 2WD GAS	\$ 2,325.00	\$ 885.00	\$ 265.00	
659-5910	TRUCK UTLTY 1 T CREW 2WD GAS	\$ 2,675.00	\$ 958.00	\$ 330.00	
659-5915	TRUCK UTLTY 1 T STD 4WD GAS	\$ 2,500.00	\$ 930.00	\$ 285.00	
659-5920	TRUCK UTLTY 1 T SUP 4WD GAS	\$ 2,500.00	\$ 930.00	\$ 285.00	
659-5925	TRUCK UTLTY 1 T CREW 4WD GAS	\$ 2,675.00	\$ 958.00	\$ 330.00	
659-5928	TRUCK UTLTY 1 T STD 4WD DSL	\$ 2,675.00	\$ 958.00	\$ 330.00	
659-5930	TRUCK UTLTY 1 T SUP 4WD DSL	\$ 2,675.00	\$ 958.00	\$ 330.00	
659-5932	TRUCK UTLTY 1 T CREW 4WD DSL	\$ 2,827.00	\$1,014.00	\$ 360.00	
659-5940	TRUCK UTLTY 1-1/2-2 T STD-SUP 4WD DSL	\$ 2,827.00	\$1,014.00	\$ 360.00	
659-5945	TRUCK UTLTY 1-1/2-2 T STD-SUP 4WD GAS	\$ 2,827.00	\$1,014.00	\$ 360.00	
659-5950	TRUCK UTLTY 1-1/2-2 T CREW 4WD DSL	\$ 3,095.00	\$1,136.00	\$ 390.00	
659-5965	TRUCK CONTRACTOR 1-1/4-2 T STD 4WD GAS	\$ 2,827.00	\$1,014.00	\$ 360.00	
659-5969	TRUCK CONTRACTOR 1-1/4-2 T STD 2WD GAS	\$ 2,827.00	\$1,014.00	\$ 360.00	
659-5970	TRUCK CONTRACTOR 1-1/4-2 T STD 2WD DSL	\$ 2,827.00	\$1,014.00	\$ 360.00	
659-5975	TRUCK CONTRACTOR 1-1/4-2 T CREW 4WD GAS	\$ 3,095.00	\$1,136.00	\$ 390.00	
659-5977	TRUCK CONTRACTOR 1-1/4-2 T CREW 4WD DSL	\$ 3,095.00	\$1,136.00	\$ 390.00	
659-6030	TRUCK WATER 2000 GALLON GAS	\$ 3,150.00	\$1,600.00	\$ 530.00	
659-6040	TRUCK WATER 2000 GALLON DSL	\$ 3,150.00	\$1,600.00	\$ 530.00	
659-6050	TRUCK WATER 4000 GALLON DSL	\$ 4,800.00	\$2,210.00	\$ 675.00	
659-6052	TRUCK WATER 4000 GALLON DSL 6X6	\$ 9,975.00	\$3,930.00	\$1,600.00	
659-6055	TRUCK BOX 12 FT	\$ 1,705.00	\$ 605.00	\$ 210.00	
659-6057	TRUCK BOX 14 FT	\$ 2,363.00	\$ 825.00	\$ 245.00	
659-6060	TRUCK BOX 15 FT	\$ 2,363.00	\$ 825.00	\$ 245.00	
659-6070	TRUCK BOX 15 FT W/ LIFT GATE	\$ 2,415.00	\$ 855.00	\$ 235.00	

659-6075	TRUCK BOX 16 FT W/ LIFT GATE	\$ 2,415.00	\$ 855.00	\$ 235.00	
659-6090	TRUCK BOX 24 FT W/ LIFT GATE	\$ 3,850.00	\$ 965.00	\$ 220.00	
659-6095	TRUCK BOX 26 FT W/ LIFT GATE	\$ 3,850.00	\$ 965.00	\$ 220.00	ADD
659-6098	TRUCK REEFER 26FT WITH LIFTGATE	\$ 4,040.00	\$1,238.00	\$ 252.00	ADD
659-6100	TRUCK FLAT DUMP 16FT 1-1/2T STD 2WD DSL	\$ 2,685.00	\$1,120.00	\$ 410.00	
659-6105	TRUCK FLAT DUMP 20FT 1-1/2T STD 2WD DSL	\$ 2,685.00	\$1,120.00	\$ 410.00	
659-6110	TRUCK DUMP 3-4 YD STD 4WD GAS	\$ 2,300.00	\$ 993.00	\$ 368.00	
659-6120	TRUCK DUMP 3-4 YD DSL	\$ 2,300.00	\$ 993.00	\$ 368.00	
659-6130	TRUCK DUMP 3-4 YD CREW 4WD DSL	\$ 2,300.00	\$ 993.00	\$ 368.00	
659-6135	TRUCK DUMP 3-4 YD CREW 4WD GAS	\$ 2,300.00	\$ 993.00	\$ 368.00	
659-6140	TRUCK DUMP 3-4 YD CREW 2WD DSL	\$ 2,300.00	\$ 993.00	\$ 368.00	
659-6150	TRUCK DUMP 5-6 YD GAS	\$ 2,685.00	\$1,120.00	\$ 410.00	
659-6160	TRUCK DUMP 5-6 YD GAS NON CDL	\$ 2,685.00	\$1,120.00	\$ 410.00	
659-6170	TRUCK DUMP 5-6 YD DSL	\$ 2,685.00	\$1,120.00	\$ 410.00	
659-6180	TRUCK DUMP 5-6 YD DSL NON CDL	\$ 2,685.00	\$1,120.00	\$ 410.00	
659-6190	TRUCK DUMP 5-6 YD CREW DSL	\$ 2,895.00	\$1,185.00	\$ 435.00	
659-6195	TRUCK DUMP 5-6 YD CREW DSL NON-CDL	\$ 2,895.00	\$1,185.00	\$ 435.00	
659-6200	TRUCK DUMP 12-14 YD MANUAL DSL	\$ 5,395.00	\$2,360.00	\$ 740.00	
659-6210	TRUCK DUMP 12-14 YD AUTO DSL	\$ 5,395.00	\$2,360.00	\$ 740.00	
659-6215	TRUCK DUMP 22-24 YD DSL	\$ 9,476.00	\$3,820.00	\$1,370.00	
659-6218	TRUCK 1 T DUMP LANDSCAPE STD GAS	\$ 2,300.00	\$ 993.00	\$ 368.00	
659-6220	TRUCK 1 T DUMP LANDSCAPE CREW GAS	\$ 2,300.00	\$ 993.00	\$ 368.00	
659-6221	TRUCK DUMP ARTICULATED 7 TON DSL	\$ 6,900.00	\$3,300.00	\$1,100.00	
659-6224	TRUCK DUMP ARTICULATED 30 TON DSL	\$ 12,750.00	\$5,635.00	\$1,960.00	
659-6230	TRUCK GARBAGE 6 YD	\$ 6,833.00	\$2,200.00	\$ 605.00	
659-6240	TRUCK GARBAGE 20 YD	\$ 9,360.00	\$2,912.00	\$ 825.00	
659-6245	TRUCK STREET SWEEPER DSL	\$ 14,500.00	\$4,750.00	\$1,800.00	
659-6247	TRUCK RUNWAY/STREET SWEEPER DSL	\$ 14,500.00	\$4,750.00	\$1,800.00	
659-6250	TRUCK MOUNTED ATTENUATOR 62-65 MPH GAS	\$ 4,665.00	\$2,035.00	\$ 770.00	
659-6260	TRUCK MOUNTED ATTENUATOR 62-65 MPH DSL	\$ 4,665.00	\$2,035.00	\$ 770.00	
659-6267	TRUCK DELIVERY PCT 3/4 TON GAS NON-CDL	\$ 2,315.00	\$ 818.00	\$ 250.00	
659-6296	TRUCK BUCKET 33 FT INSULATED GAS	\$ 4,175.00	\$1,650.00	\$ 525.00	
659-6300	TRUCK BUCKET 35 FT NONINSULATED GAS	\$ 4,800.00	\$1,715.00	\$ 575.00	
659-6305	TRUCK DIGGER 45 FT CENTER MOUNT INS DSL	\$ 4,800.00	\$1,715.00	\$ 575.00	
659-6310	TRUCK BUCKET 35 FT NONINSULATED DSL	\$ 4,800.00	\$1,715.00	\$ 575.00	
659-6315	TRUCK BUCKET 45 FT INSULATED GAS	\$ 5,150.00	\$1,800.00	\$ 618.00	
659-6320	TRUCK BUCKET 45 FT INSULATED DSL	\$ 5,150.00	\$1,800.00	\$ 618.00	
659-6328	TRUCK BUCKET 55 FT DSL	\$ 5,150.00	\$1,800.00	\$ 618.00	
659-6336	TRUCK BUCKET 60 FT TREE TRIMMER DSL	\$ 5,555.00	\$2,220.00	\$ 799.00	
659-6342	TRUCK BUCKET 70 FT TREE TRIMMER DSL	\$ 7,140.00	\$2,839.00	\$ 802.00	
659-6350	TRUCK BUCKET 85 FT DSL	\$ 10,915.00	\$4,200.00	\$1,500.00	
659-6380	TRUCK CRANE 18 T SINGLE DSL	\$ 5,500.00	\$2,050.00	\$ 775.00	
659-6410	TRUCK CRANE 20 T TANDEM DSL	\$ 7,700.00	\$3,275.00	\$1,235.00	
659-6430	TRUCK CRANE 23 T TANDEM DSL	\$ 7,700.00	\$3,275.00	\$1,235.00	
659-6435	TRUCK AUGER 47FT CDL	\$ 3,535.00	\$1,535.00	\$ 510.00	
659-6440	TERMINAL TRACTOR SIGL AXE 2X4 OFF-RD DSL	\$ 5,600.00	\$1,996.00	\$ 684.00	
659-6442	TERMINAL TRACTOR SIGL AXE 2X4 ON-RD DSL	\$ 5,600.00	\$1,996.00	\$ 684.00	
659-6455	TRUCK TRACTOR TANDEM 4WD DSL	\$ 6,720.00	\$2,150.00	\$ 855.00	

659-6460	TRUCK TRACTOR TRI 4WD DSL	\$ 7,507.00	\$2,600.00	\$ 959.00	
659-6470	TRUCK ASPHALT DISTRIBUTOR 2000 GAL	\$ 5,830.00	\$1,975.00	\$ 807.00	
659-6480	TRUCK FORESTRY MOBILE CRANE	\$ 5,830.00	\$1,975.00	\$ 807.00	
659-8000	TRUCK SPREADER HOPPER 8 FT	\$ 995.00	\$ 320.00	\$ 105.00	
659-8020	TRUCK SPREADER HOPPER 9 FT	\$ 1,059.00	\$ 351.00	\$ 115.00	
659-8030	TRUCK SPREADER TAILGATE	\$ 750.00	\$ 224.00	\$ 88.00	
659-8035	TRUCK SPREADER TAILGATE DUMP	\$ 750.00	\$ 224.00	\$ 88.00	
659-8100	TRUCK SNOW PLOW 7-8 FT	\$ 981.00	\$ 305.00	\$ 100.00	
659-8110	TRUCK SNOW PLOW 8.5-9 FT	\$ 981.00	\$ 305.00	\$ 100.00	
659-8130	TRUCK SNOW PLOW 10 FT	\$ 1,100.00	\$ 360.00	\$ 125.00	
659-8220	TRUCK DUMP BED 8FT POLYMER 3.1 YD 6K LBS	\$ 967.00	\$ 386.00	\$ 145.00	
659-8225	TRUCK DUMP BED 8FT STEEL 2.0 YD 6K LBS	\$ 830.00	\$ 332.00	\$ 140.00	
659-8230	TRUCK DUMP BED 8FT S STEEL 2.0 YD 6K LBS	\$ 1,255.00	\$ 502.00	\$ 211.00	
660-1000	BOARD ARROW FOLDING TRAILER 15-LIGHT	\$ 692.00	\$ 375.00	\$ 120.00	
660-1010	BOARD ARROW VERTICAL TRAILER 15-LIGHT	\$ 692.00	\$ 375.00	\$ 120.00	
660-1020	BOARD ARROW FOLDING TRAILER 25-LIGHT	\$ 745.00	\$ 410.00	\$ 130.00	
660-1030	BOARD MESSAGE VERTICAL MID-SIZE 3-LINE	\$ 915.00	\$ 515.00	\$ 190.00	
660-1040	BOARD MESSAGE VERTICAL FULL-SIZE 3-LINE	\$ 915.00	\$ 536.00	\$ 190.00	
660-1045	BOARD MESSAGE FULL-SIZE 3-LINE W/MODEM	\$ 1,140.00	\$ 680.00	\$ 200.00	
660-1055	BOARD MESSAGE VERTICAL COMPACT MATRIX	\$ 915.00	\$ 536.00	\$ 190.00	ADD
660-1060	BOARD MESSAGE VERTICAL MID-SIZE MATRIX	\$ 915.00	\$ 536.00	\$ 190.00	
660-1065	BOARD MESSAGE VERTICAL MID MATRIX MODEM	\$ 1,140.00	\$ 680.00	\$ 200.00	
660-1070	BOARD MESSAGE VERTICAL FULL-SIZE MATRIX	\$ 1,140.00	\$ 680.00	\$ 200.00	
660-1100	RADAR SPEED MONITORING TRAILER	\$ 433.00	\$ 138.00	\$ 50.00	
660-1110	TRAILER ATTENUATOR MOUNTED W/ARROW BOARD	\$ 2,280.00	\$ 900.00	\$ 350.00	
700-1040	FAN FLOOR 36-48IN ELEC	\$ 365.00	\$ 180.00	\$ 65.00	
700-1045	FAN FLOOR 72IN 22000 CFM 120V ELEC	\$ 1,475.00	\$ 525.00	\$ 185.00	
700-1180	FAN FLOOR HIGH CFM 24IN ELEC	\$ 375.00	\$ 185.00	\$ 80.00	
700-1220	BLOWER HAZ LOC 8IN VANO 115V	\$ 395.00	\$ 160.00	\$ 62.00	
700-1230	BLOWER HAZ LOC 12IN VANO 115V	\$ 600.00	\$ 220.00	\$ 89.00	
700-1240	FAN FLOOR 16-24IN HAZ LOC ELEC	\$ 475.00	\$ 180.00	\$ 100.00	
700-1280	FAN MISTING OSCIL PORTABLE 100GAL ELEC	\$ 680.00	\$ 276.00	\$ 104.00	
700-1290	FAN MISTING OSCIL PORTABLE 19-40GAL ELEC	\$ 507.00	\$ 213.00	\$ 78.00	
700-1320	VACUUM INSULATION REMOVAL GAS	\$ 2,450.00	\$1,119.00	\$ 306.00	
700-1420	BLOWER MANHOLE 8IN ELEC	\$ 373.00	\$ 173.00	\$ 47.00	
700-1630	EVAP COOLER CENTRIFUGAL 3600 CFM ELEC	\$ 276.00	\$ 92.00	\$ 35.00	
700-1632	EVAP COOLER CENTRIFUGAL OSCIL 9000 CFM	\$ 1,025.00	\$ 515.00	\$ 180.00	
700-1634	EVAP COOLER CENTRIFUGAL DUCT 12500 CFM	\$ 1,235.00	\$ 560.00	\$ 190.00	
700-1635	EVAP COOLER 24IN 8500 CFM ELEC	\$ 553.00	\$ 190.00	\$ 78.00	
700-1640	EVAP COOLER 36IN 12500 CFM ELEC	\$ 553.00	\$ 190.00	\$ 78.00	
700-1642	EVAP COOLER 36IN 12500 CFM HAZ LOC ELEC	\$ 1,100.00	\$ 387.00	\$ 151.00	
700-1645	EVAP COOLER 48IN 22500 CFM ELEC	\$ 575.00	\$ 198.00	\$ 83.00	
700-1720	OZONE GENERATOR	\$ 373.00	\$ 173.00	\$ 47.00	
700-1723	HYDROXYL GENERATOR SMALL AREA	\$ 405.00	\$ 155.00	\$ 54.00	
700-1725	HYDROXYL GENERATOR LARGE AREA	\$ 830.00	\$ 440.00	\$ 145.00	
700-1740	UV-C LED LIGHT INDOOR USE ONLY 115V	\$ 300.00	\$ 300.00	\$ 105.00	
700-1742	ROLLING STAND FOR UV-C LED LIGHT	\$ 65.00	\$ 30.00	\$ 10.00	
700-1800	AIR CURTAIN	\$ 4,154.00	\$1,500.00	\$ 650.00	

700-2010	DUST SUPPRESSION MISTER 50FT THROW ELEC	\$ 2,500.00	\$1,300.00	\$ 450.00	
700-2050	DUST SUPPRESSION MISTER 230FT THROW ELEC	\$ 3,300.00	\$1,400.00	\$ 465.00	
700-2100	CONTAINMENT CART W HEPA SCRUBBER	\$ 1,846.00	\$ 860.00	\$ 340.00	
710-1220	AIRMOVER 3 DIAMETER AIR	\$ 90.00	\$ 31.00	\$ 12.00	
710-1240	AIRMOVER 6 DIAMETER AIR	\$ 90.00	\$ 31.00	\$ 12.00	
710-1260	AIRMOVER 8 DIAMETER AIR	\$ 101.00	\$ 37.00	\$ 15.00	
710-1280	AIRMOVER 10 DIAMETER AIR	\$ 142.00	\$ 50.00	\$ 20.00	
710-1300	AIRMOVER 12 DIAMETER AIR	\$ 210.00	\$ 86.00	\$ 38.00	ADD
710-1320	AIRMOVER 24 DIAMETER JET FAN AIR	\$ 550.00	\$ 189.00	\$ 92.00	
710-1340	AIRMOVER 20 DIAMETER RF TYPE AIR	\$ 430.00	\$ 145.00	\$ 70.00	
710-1360	AIRMOVER 20 DIAMETER CF TYPE AIR	\$ 430.00	\$ 145.00	\$ 70.00	
715-0005	1.5KW STANDUP INFRARED ELECT HEATER 120V	\$ 237.00	\$ 100.00	\$ 30.00	
715-0010	1.6KW ELECT HEATER 110V	\$ 156.00	\$ 78.00	\$ 20.00	
715-0020	5-20KW VAR ELECT HEATER 1 - 4 PLUG 110V	\$ 303.00	\$ 157.00	\$ 51.00	
715-0025	6KW ELECT HEATER 240V 1PH	\$ 303.00	\$ 157.00	\$ 51.00	
715-0030	6-10KW VAR ELECT HEATER 240V 1PH	\$ 328.00	\$ 161.00	\$ 58.00	
715-0038	15KW ELECT HEATER 208V 3PH SALAMANDER	\$ 419.00	\$ 181.00	\$ 68.00	
715-0040	15KW ELECT HEATER 240V 3PH SALAMANDER	\$ 419.00	\$ 181.00	\$ 68.00	
715-0042	15KW ELECT HEATER 240V 1PH SALAMANDER	\$ 419.00	\$ 181.00	\$ 68.00	
715-0045	15KW ELECT HEATER 480V 3PH SALAMANDER	\$ 419.00	\$ 181.00	\$ 68.00	
715-0046	18KW ELECT HEATER 208V 1PH/240V 3PH	\$ 570.00	\$ 260.00	\$ 104.00	
715-0050	13-20KW VAR ELECT HEATER 240V 3PH	\$ 506.00	\$ 235.00	\$ 80.00	
715-0060	30KW ELECT HEATER 480V 3PH	\$ 650.00	\$ 285.00	\$ 115.00	
715-0065	40KW ELECT HEATER 480V 3PH	\$ 1,040.00	\$ 402.00	\$ 150.00	
715-0070	60KW ELECT HEATER 480V 3PH	\$ 1,181.00	\$ 539.00	\$ 156.00	
715-0100	200K BTU HYDRONIC HEAT EXCHANGER ELEC	\$ 582.00	\$ 202.00	\$ 69.00	
715-0140	3.8M BTU STAINLESS STEEL HEAT EXCHANGER	\$ 2,730.00	\$1,070.00	\$ 380.00	
715-0205	80K BTU HEATER 1400 CFM WALL MOUNTED	\$ 289.00	\$ 132.00	\$ 50.00	
715-0220	60KW ELECT INLINE HEATER 220V/460V 3PH	\$ 1,575.00	\$ 645.00	\$ 250.00	
715-0237	150KW ELECT HEATER 480V 3PH 5IN SP NAROW	\$ 3,235.00	\$1,423.00	\$ 620.00	
715-0240	150KW IND ELECT HEATER 480V 3PH 5IN SP	\$ 4,825.00	\$2,000.00	\$ 970.00	
715-0408	50K-60K BTU RADIANT HEATER DSL/KERO	\$ 303.00	\$ 147.00	\$ 51.00	
715-0415	80K BTU DIRECT FORCED AIR HEATER LPG	\$ 303.00	\$ 147.00	\$ 51.00	
715-0419	115K BTU DIRECT FORCED HEATER TENT LP/NG	\$ 519.00	\$ 197.00	\$ 65.00	
715-0420	150K BTU DIRECT FORCED AIR HEAT DSL/KERO	\$ 346.00	\$ 176.00	\$ 62.00	
715-0430	150K BTU DIRECT FORCED AIR HEATER LP	\$ 346.00	\$ 176.00	\$ 62.00	
715-0435	110-150K BTU RADIANT HEATER DSL/KERO	\$ 540.00	\$ 279.00	\$ 98.00	
715-0440	170K BTU DIRECT FORCED AIR HEATER LP	\$ 390.00	\$ 220.00	\$ 78.00	
715-0445	170K BTU DIRECT FORCED AIR HEAT DSL/KERO	\$ 390.00	\$ 220.00	\$ 78.00	
715-0450	200K BTU DIRECT FORCED AIR HEAT DSL/KERO	\$ 430.00	\$ 246.00	\$ 89.00	
715-0460	400K BTU DIRECT FORCED AIR HEATER LPG	\$ 591.00	\$ 335.00	\$ 125.00	
715-0462	400K BTU DIRECT FORCED AIR HEATER LPG/NG	\$ 591.00	\$ 335.00	\$ 125.00	
715-0470	400K BTU DIRECT FORCED AIR HEAT DSL/KERO	\$ 591.00	\$ 335.00	\$ 125.00	
715-0480	650K BTU DIRECT FORCED AIR HEAT DSL/KERO	\$ 779.00	\$ 343.00	\$ 151.00	
715-0485	650K BTU DIRECT FORCED AIR HEAT LP/NG	\$ 779.00	\$ 343.00	\$ 151.00	
715-0487	1M BTU DIRECT FORCED AIR HEAT LP/NG	\$ 1,110.00	\$ 510.00	\$ 205.00	
715-0490	1.6M BTU DIRECT FORCED AIR HEAT LP/NGG	\$ 1,400.00	\$ 615.00	\$ 220.00	
715-0550	1.5M BTU DIRECT FORCED AIR HEATER LPG/NG	\$ 1,400.00	\$ 615.00	\$ 220.00	

715-0600	70K BTU INDIR FORCED AIR HEAT DSL/KERO	\$ 184.00	\$ 69.00	\$ 25.00	
715-0605	120K BTU INDIR FORCED AIR HEAT DSL/KERO	\$ 196.00	\$ 80.00	\$ 30.00	
715-0610	200K BTU INDIR FORCED AIR HEAT DSL/KERO	\$ 736.00	\$ 395.00	\$ 140.00	
715-0615	200K BTU INDIR FORCED AIR HEATER NG	\$ 736.00	\$ 395.00	\$ 140.00	
715-0620	4-500K BTU INDIR FORCED AIR HEAT DSL/KER	\$ 1,064.00	\$ 490.00	\$ 186.00	
715-0622	400K BTU INDIR FORCED AIR HEAT 118G DSL	\$ 1,276.00	\$ 514.00	\$ 205.00	
715-0625	400K BTU INDIR TRAILER MOUNTED HEATR DSL	\$ 4,505.00	\$1,750.00	\$ 630.00	
715-0630	4-500K BTU INDR FORCED AIR HEATER LPG/NG	\$ 1,064.00	\$ 490.00	\$ 186.00	
715-0631	600K BTU INDIR FORCED AIR HEAT DSL/KERO	\$ 1,500.00	\$ 600.00	\$ 300.00	
715-0632	600K BTU INDIR FORCED AIR HEATER LPG/NG	\$ 1,500.00	\$ 600.00	\$ 300.00	
715-0635	700K BTU INDIR FORCED AIR HEATER LP/NG	\$ 2,079.00	\$ 825.00	\$ 400.00	
715-0640	750K BTU INDIR FORCED AIR HEATER LPG/NG	\$ 2,079.00	\$ 825.00	\$ 400.00	
715-0645	750K BTU INDIR FORCED AIR HEAT DSL/KERO	\$ 2,079.00	\$ 825.00	\$ 400.00	
715-0660	1M BTU INDIR FORCED AIR HEATER LP/NG	\$ 3,150.00	\$1,274.00	\$ 523.00	
715-0685	1.5M BTU INDIR FORCED AIR HEATER DSL	\$ 3,150.00	\$1,274.00	\$ 523.00	
715-0695	2M BTU INDIR FORCED AIR HEATER LP/NG	\$ 6,100.00	\$2,450.00	\$1,045.00	
715-0810	800K BTU SELF CONTAINED HEATER DSL	\$ 6,790.00	\$3,190.00	\$1,450.00	
715-0813	1.0M BTU SELF CONTAIN HEATER DSL 3.1" SP	\$ 7,875.00	\$3,250.00	\$1,495.00	
715-0815	1.0M BTU SELF CONTAIN HEATER DSL 7.5" SP	\$ 7,875.00	\$3,250.00	\$1,495.00	
715-0820	1.2M BTU SELF CONTAINED HEATER DSL	\$ 8,600.00	\$3,290.00	\$1,525.00	
715-1010	100-200K BTU HYDRONIC SURFACE HEATER DSL	\$ 6,300.00	\$3,125.00	\$1,450.00	
715-1020	200-400K BTU HYDRONIC SURFACE HEATER DSL	\$ 6,720.00	\$3,250.00	\$1,515.00	
715-1030	500-630K BTU HYDRONIC SURFACE HEATER DSL	\$ 8,100.00	\$3,650.00	\$1,595.00	
715-1045	860K BTU HYDRONIC AIR HEATER DSL	\$ 8,700.00	\$4,064.00	\$1,650.00	
715-1082	1.8 BTU HYDRONIC HEAT MODULE NG TRAILER	\$ 14,400.00	\$5,970.00	\$2,300.00	
715-1210	500K BTU 3500 CFM FLAMELESS HEATER DSL	\$ 7,140.00	\$3,124.00	\$1,418.00	
715-1220	750K BTU 5500 CFM FLAMELESS HEATER DSL	\$ 7,875.00	\$3,392.00	\$1,607.00	
715-1240	1M BTU 12IN SP FLAMELESS HEATER DSL T4F	\$ 11,550.00	\$5,481.00	\$2,494.00	
718-1100	1 TON PORT AIR CONDITIONER 120V	\$ 750.00	\$ 285.00	\$ 120.00	
718-1101	1 TON PORT AIR CONDITIONER IT CUBE 115V	\$ 750.00	\$ 285.00	\$ 120.00	
718-1102	1 TON PORT AIR CONDITIONER W/HEAT 120 V	\$ 750.00	\$ 285.00	\$ 120.00	
718-1104	1.2 TON PORT AIR COND W HEAT 5-20P PLUG	\$ 833.00	\$ 365.00	\$ 135.00	
718-1105	1 TON PORT AIR COND HEPA UV 5-20P PLUG	\$ 833.00	\$ 365.00	\$ 135.00	
718-1107	1 TON SPLIT SYSTEM AIR CONDITIONER 120V	\$ 833.00	\$ 365.00	\$ 135.00	
718-1110	1 TON PORT AIR COND HEPA UV WATER 120V	\$ 833.00	\$ 365.00	\$ 135.00	
718-1112	1.4 TON PORT AIR CONDITIONER 5-20P PLUG	\$ 833.00	\$ 365.00	\$ 135.00	
718-1115	1.5 TON PORT AIR COND WATERCOOLED 120 V	\$ 833.00	\$ 365.00	\$ 135.00	
718-1130	2-3 TON PORT AIR CONDITION 1PH 208/230V	\$ 1,120.00	\$ 490.00	\$ 205.00	
718-1145	5 TON AIR COND INDOOR 1PH 208/230V	\$ 1,555.00	\$ 686.00	\$ 259.00	
718-1146	5 TON AIR COND INDOOR W/HEAT 1PH 208/230	\$ 1,555.00	\$ 686.00	\$ 259.00	
718-1147	5 TON AIR COND INDOOR W/HEAT 3PH 208/230	\$ 1,555.00	\$ 686.00	\$ 259.00	
718-1148	5 TON AIR COND INDOOR W/HEAT 3PH 460V	\$ 1,555.00	\$ 686.00	\$ 259.00	
718-1155	5 TON AIR CONDITIONER INDOOR 3PH 460V	\$ 1,555.00	\$ 686.00	\$ 259.00	
718-1156	5 TON PORT AIR COND WATCOOL 1PH 208/230V	\$ 1,555.00	\$ 686.00	\$ 259.00	
718-1157	5 TON PORT AIR COND WATCOOL 3PH 208/230V	\$ 1,555.00	\$ 686.00	\$ 259.00	
718-1158	5 TON PORT AIR COND WATERCOOLED 3PH 460V	\$ 1,555.00	\$ 686.00	\$ 259.00	
718-1160	5 TON PORT AIR COND W/HEAT 3PH 208/230V	\$ 1,555.00	\$ 686.00	\$ 259.00	
718-1162	5 TON PORT AIR COND W/HEAT 1PH 208/230V	\$ 1,555.00	\$ 686.00	\$ 259.00	



718-1165	5 TON PORT AIR COND W/HEAT 3PH 460V	\$ 1,555.00	\$ 686.00	\$ 259.00	
718-1170	5 TON AIR CONDITION SKID 20KW HEAT	\$ 1,555.00	\$ 686.00	\$ 259.00	
718-1210	10 TON AIR CONDITION SKID 36KW HEAT	\$ 2,590.00	\$ 950.00	\$ 411.00	
718-1300	12 TON AIR CONDITIONER NARW 3PH 208/230V	\$ 2,890.00	\$1,148.00	\$ 456.00	
718-1301	12 TON PORT AIR CONDITIONER 3PH 460V	\$ 2,890.00	\$1,148.00	\$ 456.00	
718-1302	12 TON PORT AIR COND W/HEAT 3PH 208/230V	\$ 2,890.00	\$1,148.00	\$ 456.00	
718-1305	12 TON PORT AIR COND W/HEAT 3PH 230V	\$ 2,890.00	\$1,148.00	\$ 456.00	
718-1310	12 TON PORT AIR COND W/HEAT 3PH 460V	\$ 2,890.00	\$1,148.00	\$ 456.00	
718-1500	20 TON INDUSTRIAL AIR CONDITIONER	\$ 3,600.00	\$1,365.00	\$ 617.00	
718-1505	20 TON INDUSTRIAL AIR CONDITIONER NEMA7	\$ 4,295.00	\$1,625.00	\$ 738.00	
718-1520	20 TON VERT AIR CONDITION 72KW HEAT	\$ 2,769.00	\$1,128.00	\$ 456.00	
718-1610	25 TON AIR CONDITION SKID 72KW HEAT	\$ 3,490.00	\$1,340.00	\$ 519.00	
718-1611	25 TON AIR CONDITION SKID 72KW 575V	\$ 3,490.00	\$1,340.00	\$ 519.00	
718-1700	30 TON VERT AIR CONDITIONER	\$ 3,490.00	\$1,340.00	\$ 519.00	
718-1710	30 TON AIR CONDITION SKID 56KW HEAT 460V	\$ 3,490.00	\$1,340.00	\$ 519.00	
718-1750	30 TON AIR COOLED CHILLER W PUMP	\$ 4,630.00	\$1,684.00	\$ 581.00	
718-1800	40 TON INDUSTRIAL AIR CONDITIONER	\$ 5,085.00	\$1,825.00	\$ 680.00	
718-1805	40 TON INDUSTRIAL AIR CONDITIONER NEMA7	\$ 5,085.00	\$1,825.00	\$ 680.00	
718-1830	40 TON HYBRID AIR COND 120KW HEAT	\$ 5,085.00	\$1,825.00	\$ 680.00	
718-1950	50 TON CHILLED WATER AIR HANDLER	\$ 2,765.00	\$ 981.00	\$ 390.00	
718-1960	75 TON CHILLED WATER AIR HANDLER	\$ 2,765.00	\$ 981.00	\$ 390.00	
718-2050	60 TON AIR COOLED CHILLER W PUMP	\$ 4,945.00	\$1,685.00	\$ 686.00	
718-2230	70 TON HYBRID AIR COND 136KW HEAT	\$ 8,355.00	\$3,460.00	\$1,640.00	
718-2300	80 TON INDUSTRIAL AIR CONDITIONER	\$ 8,650.00	\$3,580.00	\$1,670.00	
718-2305	80 TON INDUSTRIAL AIR CONDITIONER NEMA7	\$ 9,990.00	\$3,710.00	\$1,805.00	
718-2550	100 TON VERT CHILLED WATER HANDLER	\$ 3,115.00	\$1,044.00	\$ 425.00	
718-2560	100 TON AIR COOLED CHILLER W PUMP	\$ 8,550.00	\$3,450.00	\$1,275.00	
718-2650	120 TON CHILLED WATER AIR HANDLER	\$ 3,115.00	\$1,044.00	\$ 425.00	
718-2660	140 TON VERT CHILLED WATER AIR HANDLER	\$ 4,355.00	\$2,130.00	\$ 820.00	
718-3060	200 TON AIR COOLED CHILLER W PUMP	\$ 12,855.00	\$6,285.00	\$2,150.00	
718-3065	230 TON AIR COOLED CHILLER W PUMP	\$ 16,210.00	\$6,865.00	\$2,295.00	
719-1005	1200 CFM DESICCANT DEHUMIDIFIER 1PH 240V	\$ 1,607.00	\$ 551.00	\$ 189.00	
719-1010	2000/1000 CFM DESICCANT DEHUMID 3PH 460V	\$ 2,678.00	\$1,116.00	\$ 449.00	
719-1020	5000 CFM DESICCANT DEHUMID 3PH460V	\$ 5,864.00	\$1,995.00	\$ 920.00	
719-1030	7500/5500CFM DESICCANT DEHU 3PH460VTRIFU	\$ 5,864.00	\$1,995.00	\$ 920.00	
719-1040	15000 CFM DESICCANT DEHU 3PH460V TRIFUEL	\$ 12,650.00	\$4,500.00	\$1,680.00	ADD
719-2060	DEHUMIDIFIER DESICCANT 400 CFM	\$ 906.00	\$ 389.00	\$ 168.00	
719-2080	DEHUMIDIFIER DESICCANT 800-900 CFM	\$ 2,100.00	\$ 788.00	\$ 250.00	
719-5010	AUTO DIALER	\$ 635.00	\$ 235.00	\$ 89.00	
779-2201	CHILLER LOOP HOSE 2X10 W/CAMLOCKS	\$ 38.00	\$ 19.00	\$ 7.00	
779-2205	CHILLER LOOP HOSE 2X25 W/CAMLOCKS	\$ 38.00	\$ 19.00	\$ 7.00	
779-2401	CHILLER LOOP HOSE 4"X10' W/CAMLOCKS	\$ 65.00	\$ 22.00	\$ 12.00	
779-2405	CHILLER LOOP HOSE 4"X25' W/CAMLOCKS	\$ 97.00	\$ 35.00	\$ 17.00	
779-2505	CHILLER LOOP HOSE 6"X25' W/CAMLOCKS	\$ 158.00	\$ 58.00	\$ 28.00	
800-1020	PUMP CENTRIFUGAL 2IN GAS	\$ 441.00	\$ 171.00	\$ 72.00	
800-1030	PUMP CENTRIFUGAL 3IN GAS	\$ 465.00	\$ 191.00	\$ 98.00	
800-1040	PUMP CENTRIFUGAL 4IN GAS	\$ 546.00	\$ 213.00	\$ 105.00	
800-1080	PUMP TRASH 2IN GAS	\$ 470.00	\$ 215.00	\$ 58.00	

800-1090	PUMP TRASH 3IN GAS	\$ 595.00	\$ 274.00	\$ 72.00	
800-1110	PUMP TRASH 4IN GAS	\$ 675.00	\$ 345.00	\$ 93.00	
800-1120	PUMP DIAPHRAGM 2IN GAS	\$ 519.00	\$ 265.00	\$ 89.00	
800-1125	PUMP DIAPHRAGM 2IN AIR	\$ 519.00	\$ 265.00	\$ 89.00	
800-1130	PUMP DIAPHRAGM 3IN GAS	\$ 519.00	\$ 265.00	\$ 89.00	
800-1160	PUMP 6IN DOUBLED DIAPHRAGM DSL	\$ 1,384.00	\$ 490.00	\$ 176.00	
800-1170	PUMP 6IN DOUBLED DIAPHRAGM SO ATT DSL	\$ 1,835.00	\$ 623.00	\$ 207.00	
800-5005	ACCESSORY TOOL BOX CROSSBACK PICKUP	\$ 90.00	\$ 44.00	\$ 17.00	
800-5010	ACCESSORY 100GAL DSL FUEL TANK W/PUMP	\$ 207.00	\$ 104.00	\$ 60.00	
800-5011	ACCESSORY LUMBER/LADDER RACK F/PICKUP	\$ 175.00	\$ 60.00	\$ 20.00	
800-5310	ACCESSORY BOOM/BASKET PROTECTIVE SYSTEM	\$ 150.00	\$ 150.00	\$ 150.00	
800-5314	MANLIFT FALL ARREST KIT 6FT	\$ 405.00	\$ 143.00	\$ 48.00	ADD
800-7196	KIT SHORE 1.5FT 17-27	\$ 45.00	\$ 15.00	\$ 5.00	
800-7198	KIT SHORE 1.5FT 22-36	\$ 45.00	\$ 15.00	\$ 5.00	
800-7200	KIT SHORE 1.5FT 28-46	\$ 55.00	\$ 20.00	\$ 6.00	
800-7202	KIT SHORE 1.5FT 34-55	\$ 65.00	\$ 22.00	\$ 7.00	
800-7204	KIT SHORE 1.5FT 40-64	\$ 72.00	\$ 25.00	\$ 10.00	
800-7206	KIT SHORE 1.5FT 52-88	\$ 82.00	\$ 30.00	\$ 10.00	
800-7216	KIT SHORE 3.5FT 17-27	\$ 85.00	\$ 30.00	\$ 10.00	
800-7218	KIT SHORE 3.5FT 22-36	\$ 90.00	\$ 30.00	\$ 10.00	
800-7220	KIT SHORE 3.5FT 28-46	\$ 95.00	\$ 35.00	\$ 10.00	
800-7222	KIT SHORE 3.5FT 34-55	\$ 105.00	\$ 37.00	\$ 12.00	
800-7224	KIT SHORE 3.5FT 40-64	\$ 115.00	\$ 40.00	\$ 15.00	
800-7226	KIT SHORE 3.5FT 52-88	\$ 135.00	\$ 50.00	\$ 15.00	
800-7236	KIT SHORE 5FT 17-27	\$ 85.00	\$ 30.00	\$ 10.00	
800-7238	KIT SHORE 5FT 22-36	\$ 90.00	\$ 30.00	\$ 10.00	
800-7240	KIT SHORE 5FT 28-46	\$ 95.00	\$ 35.00	\$ 11.00	
800-7242	KIT SHORE 5FT 34-55	\$ 105.00	\$ 37.00	\$ 12.00	
800-7244	KIT SHORE 5FT 40-64	\$ 115.00	\$ 40.00	\$ 15.00	
800-7246	KIT SHORE 5FT 52-88	\$ 135.00	\$ 50.00	\$ 15.00	
800-7256	KIT SHORE 7FT 17-27	\$ 90.00	\$ 30.00	\$ 10.00	
800-7258	KIT SHORE 7FT 22-36	\$ 90.00	\$ 30.00	\$ 10.00	
800-7260	KIT SHORE 7FT 28-46	\$ 100.00	\$ 35.00	\$ 11.00	
800-7264	KIT SHORE 7FT 40-64	\$ 115.00	\$ 40.00	\$ 15.00	
800-7266	KIT SHORE 7FT 52-88	\$ 135.00	\$ 50.00	\$ 16.00	
800-7276	KIT SHORE 9FT 17-27	\$ 110.00	\$ 39.00	\$ 12.00	
800-7278	KIT SHORE 9FT 22-36	\$ 115.00	\$ 40.00	\$ 15.00	
800-7286	KIT SHORE 9FT 52-88	\$ 156.00	\$ 54.00	\$ 17.00	
801-1210	PUMP VAC ASSIST 4IN DSL	\$ 1,570.00	\$ 655.00	\$ 220.00	
801-1220	PUMP VAC ASSIST 4IN T4F DSL	\$ 1,685.00	\$ 685.00	\$ 230.00	
801-1230	PUMP VAC ASSIST 6IN DSL	\$ 1,880.00	\$ 760.00	\$ 280.00	
801-1240	PUMP VAC ASSIST 6IN T4F DSL	\$ 2,150.00	\$ 815.00	\$ 294.00	
801-1250	PUMP VAC ASSIST 6IN SUPER DSL	\$ 2,405.00	\$ 830.00	\$ 330.00	
801-1260	PUMP VAC ASSIST 6IN SUPER T4F DSL	\$ 2,405.00	\$ 830.00	\$ 330.00	
801-1270	PUMP VAC ASSIST 8IN DSL	\$ 2,450.00	\$ 905.00	\$ 350.00	
801-1280	PUMP VAC ASSIST 8IN SUPER DSL	\$ 2,747.00	\$ 975.00	\$ 370.00	
801-1290	PUMP VAC ASSIST 12IN DSL	\$ 3,810.00	\$ 1,471.00	\$ 490.00	
801-1300	PUMP VAC ASSIST 12IN SUPER DSL	\$ 5,450.00	\$ 1,716.00	\$ 555.00	

801-1320	PUMP VAC ASSIST 14IN DSL	\$ 6,346.00	\$2,560.00	\$ 900.00	
801-1330	PUMP VAC ASSIST 18IN DSL	\$ 14,878.00	\$5,476.00	\$1,841.00	
802-1340	PUMP VAC ASSIST SND ATT 4IN DSL	\$ 1,780.00	\$ 772.00	\$ 260.00	
802-1345	PUMP VAC ASSIST SND ATT 4IN DSL T4F	\$ 1,780.00	\$ 772.00	\$ 260.00	
802-1350	PUMP VAC ASSIST SND ATT 6IN DSL	\$ 2,125.00	\$ 813.00	\$ 315.00	
802-1355	PUMP VAC ASSIST SND ATT 6IN DSL T4F	\$ 2,235.00	\$ 855.00	\$ 326.00	
802-1360	PUMP VAC ASSIST SND ATT 8IN DSL	\$ 2,838.00	\$1,055.00	\$ 360.00	
802-1361	PUMP VAC ASSIST SND ATT 8IN DSL SKID	\$ 2,838.00	\$1,055.00	\$ 360.00	
802-1370	PUMP VAC ASSIST SND ATT 12IN DSL	\$ 4,846.00	\$1,863.00	\$ 655.00	
802-1371	PUMP VAC ASSIST SND ATT 12IN DSL SKID	\$ 4,846.00	\$1,863.00	\$ 655.00	
802-1385	PUMP VAC ASSIST SND ATT CHOP 4IN DSL	\$ 1,823.00	\$ 761.00	\$ 263.00	
802-1390	PUMP VAC ASSIST SND ATT CHOP 6IN DSL	\$ 2,815.00	\$1,035.00	\$ 350.00	
803-1400	PUMP VAC ASSIST SS 4IN DSL	\$ 2,100.00	\$ 775.00	\$ 250.00	
803-1410	PUMP VAC ASSIST SS 6IN DSL	\$ 2,835.00	\$1,100.00	\$ 363.00	
803-1420	PUMP VAC ASSIST SS 6IN T4F DSL	\$ 3,240.00	\$1,162.00	\$ 390.00	
803-1430	PUMP VAC ASSIST SS 6IN SUPER DSL	\$ 3,240.00	\$1,162.00	\$ 390.00	
803-1440	PUMP VAC ASSIST SS 8IN SUPER DSL	\$ 3,240.00	\$1,162.00	\$ 390.00	
804-1450	PUMP VAC ASSIST HIGH HEAD 4X3IN DSL	\$ 2,665.00	\$1,025.00	\$ 348.00	
804-1455	PUMP VAC ASSIST HHEAD 142HP 4X3IN DSL	\$ 4,450.00	\$1,677.00	\$ 532.00	ADD
804-1460	PUMP VAC ASSIST HIGH HEAD 5X3IN DSL	\$ 3,340.00	\$1,255.00	\$ 435.00	
804-1470	PUMP VAC ASSIST HIGH HEAD 6X3IN DSL	\$ 3,340.00	\$1,255.00	\$ 435.00	
804-1475	PUMP VAC ASSIST HIGH HEAD 6X3IN T4F DSL	\$ 4,695.00	\$1,495.00	\$ 505.00	
804-1477	PUMP VAC ASSIST HIGHHEAD 6X3IN 125HP	\$ 3,340.00	\$1,255.00	\$ 435.00	
804-1480	PUMP VAC ASSIST HIGH HEAD 6X4IN DSL	\$ 4,040.00	\$1,550.00	\$ 525.00	
804-1490	PUMP VAC ASSIST HIGH HEAD 6X4IN T4F DSL	\$ 4,830.00	\$1,735.00	\$ 580.00	
804-1520	PUMP VAC ASSIST HIGH HEAD 8X6IN DSL	\$ 5,965.00	\$2,345.00	\$ 815.00	
804-1530	PUMP VAC ASSIST HHEAD VN PRI 10X6IN DSL	\$ 4,150.00	\$1,420.00	\$ 430.00	
804-1540	PUMP VAC ASSIST HIGH HEAD 10X8IN DSL	\$ 7,770.00	\$2,720.00	\$ 975.00	
804-1550	PUMP VAC ASSIST MEDIUM HEAD 10X8IN DSL	\$ 4,500.00	\$2,100.00	\$ 623.00	
804-1560	PUMP VAC ASSIST SS HIGH HEAD 6X3IN DSL	\$ 4,600.00	\$1,660.00	\$ 623.00	
804-1570	PUMP VAC ASSIST SS HIGH HEAD 10X8IN DSL	\$ 7,200.00	\$2,527.00	\$ 860.00	
804-1590	PUMP VAC ASSIST HHEAD 600HP 8X6IN DSL	\$ 8,050.00	\$2,678.00	\$1,040.00	
804-1600	PUMP VAC ASSIST HHEAD 600HP 10X8IN DSL	\$ 8,425.00	\$3,255.00	\$1,150.00	
804-1700	PUMP VAC ASSIST TRASH 6IN T4F DSL	\$ 2,130.00	\$ 825.00	\$ 290.00	
805-1620	PUMP TRASH 6IN TOWABLE DSL	\$ 3,260.00	\$1,080.00	\$ 355.00	
806-1650	PUMP WELL POINT PISTON SO ATTN 6IN DSL	\$ 1,850.00	\$ 623.00	\$ 219.00	
806-1670	PUMP WELL POINT ROTARY SO ATTN 6IN DSL	\$ 1,905.00	\$ 665.00	\$ 230.00	
806-1675	PUMP WELL POINT ROTARY 8IN DSL	\$ 2,211.00	\$ 756.00	\$ 258.00	
806-1680	PUMP WELL POINT ROTARY SO ATTN 8IN DSL	\$ 2,211.00	\$ 756.00	\$ 259.00	
806-1690	PUMP WELL POINT ROTARY 12IN DSL	\$ 2,437.00	\$ 900.00	\$ 312.00	
807-1710	PUMP DIAPHRAGM 4IN DSL	\$ 923.00	\$ 370.00	\$ 125.00	
808-1720	PUMP TRASH 2IN ELEC	\$ 1,585.00	\$ 565.00	\$ 195.00	
808-1750	PUMP VAC ASSIST 4IN ELEC	\$ 1,650.00	\$ 600.00	\$ 200.00	
808-1770	PUMP VAC ASSIST 6IN ELEC	\$ 1,961.00	\$ 790.00	\$ 280.00	
808-1780	PUMP VAC ASSIST 8IN ELEC	\$ 2,745.00	\$1,055.00	\$ 350.00	
808-1800	PUMP VAC ASSIST HIGH HEAD 6X3IN ELEC	\$ 4,605.00	\$1,630.00	\$ 550.00	
809-1820	PUMP SUBMERSIBLE 3/4IN ELEC	\$ 230.00	\$ 95.00	\$ 48.00	ADD
809-1860	PUMP SUBMERSIBLE 2IN ELEC	\$ 415.00	\$ 175.00	\$ 60.00	

809-1865	PUMP SUBMERSIBLE 2IN LOW LEVEL ELEC	\$ 415.00	\$ 175.00	\$ 60.00	
809-1870	PUMP SUBMERSIBLE SEWAGE 1HP 2IN ELEC	\$ 485.00	\$ 210.00	\$ 70.00	
809-1880	PUMP SUBMERSIBLE 3IN ELEC	\$ 497.00	\$ 211.00	\$ 92.00	
809-1890	PUMP SUBMERSIBLE 3HP 3IN ELEC	\$ 497.00	\$ 211.00	\$ 92.00	
809-1900	PUMP SUBMERSIBLE HV 1HP 3PH 2IN ELEC	\$ 259.00	\$ 93.00	\$ 37.00	
809-1910	PUMP SUBMERSIBLE 2HP 3PH 460V 2IN ELEC	\$ 320.00	\$ 121.00	\$ 45.00	
809-1930	PUMP SUBMERSIBLE HHEAD 4HP 3PH 2IN ELEC	\$ 720.00	\$ 285.00	\$ 110.00	
809-1940	PUMP SUBMERSIBLE SEWAGE CUT 15HP 3IN ELE	\$ 571.00	\$ 215.00	\$ 72.00	
809-1980	PUMP SUBMERSIBLE HIGH HEAD 6HP 3IN ELEC	\$ 860.00	\$ 368.00	\$ 119.00	
809-2020	PUMP SUBMERSIBLE HV 5HP 3PH 3IN ELEC	\$ 605.00	\$ 230.00	\$ 83.00	
809-2030	PUMP SUBMERSIBLE SEWAGE 3HP 3PH 4IN ELEC	\$ 605.00	\$ 230.00	\$ 85.00	
809-2040	PUMP SUBMERSIBLE SEWAGE CUT 5HP 4IN ELEC	\$ 990.00	\$ 368.00	\$ 130.00	
809-2050	PUMP SUBMERSIBLE SEWAGE 10HP 4IN ELEC	\$ 1,150.00	\$ 441.00	\$ 150.00	
809-2060	PUMP SUBMERSIBLE HIGH HEAD 15HP 4IN ELEC	\$ 1,293.00	\$ 490.00	\$ 175.00	
809-2070	PUMP SUBMERSIBLE SEW CUT 20HP 4IN ELEC	\$ 1,475.00	\$ 570.00	\$ 200.00	
809-2110	PUMP SUBMERSIBLE HIGH HEAD 40HP 4IN ELEC	\$ 1,925.00	\$ 769.00	\$ 280.00	
809-2120	PUMP SUBMERSIBLE 4IN ELEC	\$ 780.00	\$ 315.00	\$ 130.00	
809-2150	PUMP SUBMERSIBLE SEW 10HP 3PH 6IN ELEC	\$ 1,713.00	\$ 647.00	\$ 220.00	
809-2170	PUMP SUBMERSIBLE HV 10HP 3PH 6IN ELEC	\$ 1,385.00	\$ 485.00	\$ 165.00	
809-2180	PUMP SUBMERSIBLE SEWAGE 50HP 6IN ELEC	\$ 2,250.00	\$ 840.00	\$ 310.00	
809-2190	PUMP SUBMERSIBLE HV 15HP 3PH 6IN ELEC	\$ 1,565.00	\$ 560.00	\$ 185.00	
809-2200	PUMP SUBMERSIBLE HV 20HP 3PH 6IN ELEC	\$ 1,680.00	\$ 615.00	\$ 205.00	
809-2220	PUMP SUBMERSIBLE 6IN ELEC	\$ 1,350.00	\$ 550.00	\$ 220.00	
809-2230	PUMP SUBMERSIBLE 8IN ELEC	\$ 2,510.00	\$1,030.00	\$ 467.00	
809-2240	PUMP SUBMERSIBLE 10IN ELEC	\$ 3,894.00	\$1,440.00	\$ 519.00	
810-1110	PUMP DOUBLED 2 IN AIR	\$ 649.00	\$ 340.00	\$ 119.00	
810-1120	PUMP DOUBLED 3 IN AIR	\$ 649.00	\$ 340.00	\$ 119.00	
811-2270	PUMP SUBMERSIBLE SS 4IN HYD	\$ 845.00	\$ 255.00	\$ 110.00	
811-2280	PUMP SUBMERSIBLE 4IN HYD	\$ 845.00	\$ 255.00	\$ 110.00	
811-2300	PUMP SUBMERSIBLE SS 6IN HYD	\$ 985.00	\$ 360.00	\$ 124.00	
811-2310	PUMP SUBMERSIBLE 6IN HYD	\$ 985.00	\$ 360.00	\$ 124.00	
811-2320	PUMP SUBMERSIBLE 8IN HYD	\$ 1,030.00	\$ 363.00	\$ 125.00	
811-2330	PUMP SUBMERSIBLE SS 12IN HYD	\$ 1,120.00	\$ 390.00	\$ 150.00	
811-2340	PUMP SUBMERSIBLE 12IN HYD	\$ 1,120.00	\$ 390.00	\$ 140.00	
812-2355	PUMP DIAPHRAGM 1IN	\$ 550.00	\$ 215.00	\$ 89.00	
812-2360	PUMP DIAPHRAGM POLYPROPYLENE 1IN	\$ 465.00	\$ 167.00	\$ 72.00	
812-2370	PUMP DIAPHRAGM ALUM/CAST IRON 1IN	\$ 368.00	\$ 140.00	\$ 50.00	
812-2390	PUMP DIAPHRAGM POLYPROPYLENE 2IN	\$ 975.00	\$ 545.00	\$ 203.00	
812-2400	PUMP DIAPHRAGM SS 2IN	\$ 975.00	\$ 545.00	\$ 203.00	
812-2410	PUMP DIAPHRAGM ALUMINUM 2IN	\$ 365.00	\$ 210.00	\$ 80.00	
812-2415	PUMP DIAPHRAGM 3IN	\$ 565.00	\$ 265.00	\$ 90.00	
812-2440	PUMP DIAPHRAGM SS 3IN	\$ 1,300.00	\$ 675.00	\$ 215.00	
812-2450	PUMP DIAPHRAGM ALUMINUM 3IN	\$ 551.00	\$ 260.00	\$ 95.00	
813-2470	PUMP BOOSTER 15HP 2IN ELEC	\$ 1,103.00	\$ 416.00	\$ 140.00	
813-2510	PUMP BOOSTER 30HP 3IN ELEC	\$ 1,297.00	\$ 514.00	\$ 180.00	
813-2520	PUMP BOOSTER 4IN ELEC	\$ 1,705.00	\$ 600.00	\$ 250.00	
813-2550	PUMP BOOSTER 5HP ELEC	\$ 687.00	\$ 265.00	\$ 95.00	
814-1000	PUMP HYDRAULIC 10000 PSI FOR TOOLS AIR	\$ 1,220.00	\$ 501.00	\$ 130.00	

814-1002	PUMP HYDRAULIC 10000 PSI FOR TOOLS ELEC	\$ 1,220.00	\$ 501.00	\$ 130.00	
814-1005	PUMP HYDRAULIC SPLIT FLOW FOR LIFTING	\$ 1,250.00	\$ 392.00	\$ 130.00	
814-2610	POWER UNIT 10-14 HP HYD	\$ 1,407.00	\$ 514.00	\$ 138.00	
814-2620	POWER UNIT 15-20HP HYD	\$ 1,661.00	\$ 539.00	\$ 185.00	
814-2630	POWER UNIT 65HP HYD	\$ 2,184.00	\$ 740.00	\$ 299.00	
814-2633	POWER UNIT 68HP T4F HYD	\$ 2,520.00	\$ 882.00	\$ 320.00	
814-2640	POWER UNIT 162HP HYD	\$ 3,299.00	\$ 920.00	\$ 350.00	
816-2682	PUMP FLOWMETER 12IN	\$ 581.00	\$ 230.00	\$ 80.00	
816-2710	PUMP FLOWMETER 4IN	\$ 380.00	\$ 128.00	\$ 40.00	
816-2720	PUMP FLOWMETER 6IN	\$ 410.00	\$ 145.00	\$ 50.00	
816-2740	FLOW METER	\$ 465.00	\$ 160.00	\$ 54.00	
819-2850	ROAD CROSSING PUMP DIVISION 4	\$ 855.00	\$ 325.00	\$ 120.00	
820-2870	ROAD CROSSING PUMP DIVISION 12IN	\$ 695.00	\$ 220.00	\$ 114.00	
820-2880	ROAD CROSSING PUMP DIVISION 8IN	\$ 610.00	\$ 180.00	\$ 96.00	
820-2890	ROAD CROSSING PUMP DIVISION DB WIDE 12IN	\$ 1,195.00	\$ 420.00	\$ 140.00	
820-2900	ROAD CROSSING PUMP DIVISION 6IN	\$ 604.00	\$ 167.00	\$ 78.00	
821-2920	PONTOON FLOAT SUBMERSIBLE STEEL 12IN	\$ 246.00	\$ 120.00	\$ 60.00	
821-2923	TANK BUFFER 500 GAL	\$ 1,335.00	\$ 470.00	\$ 155.00	
821-2970	PUMP SEALED PRIME HIGH HEAD 5X4 DSL	\$ 5,210.00	\$ 1,880.00	\$ 645.00	
821-2990	VFD PANEL 5HP	\$ 680.00	\$ 245.00	\$ 90.00	
821-3020	FUSION MACHINE 2 - 8 IN	\$ 2,192.00	\$ 727.00	\$ 274.00	
821-3055	PUMP MONITOR KIT MODEM W/SOLAR PANELS	\$ 217.00	\$ 105.00	\$ 54.00	
902-1005	NARROW CHISEL F/DEMO ROTARY HAMMER	\$ 70.00	\$ 22.00	\$ 7.00	ADD
902-1100	POINT F/TE-S DEMO HAMMER	\$ 70.00	\$ 22.00	\$ 7.00	
902-1105	NARROW CHISEL F/TE-S DEMO HAMMER	\$ 70.00	\$ 22.00	\$ 7.00	
902-1110	WIDE CHISEL F/TE-S DEMO HAMMER	\$ 83.00	\$ 28.00	\$ 9.00	
902-1140	FLEX BLADE HOLDER F/TE-S HAMMER	\$ 209.00	\$ 70.00	\$ 24.00	
902-1200	POINT F/SDSMAX ROTARY HAMMER	\$ 70.00	\$ 22.00	\$ 7.00	ADD
902-1205	NARROW CHISEL F/SDSMAX ROTARY HAMMER	\$ 70.00	\$ 22.00	\$ 7.00	ADD
902-1210	WIDE CHISEL F/SDSMAX ROTARY HMR	\$ 70.00	\$ 22.00	\$ 7.00	ADD
902-1340	SDSMAX CARBIDE BIT 5/8 UP TO 23 OAL	\$ 70.00	\$ 22.00	\$ 7.00	ADD
902-1360	SDSMAX CARBIDE BIT 3/4 UP TO 23 OAL	\$ 70.00	\$ 22.00	\$ 7.00	ADD
902-1390	SDSMAX CARBIDE BIT 7/8 UP TO 23 OAL	\$ 70.00	\$ 22.00	\$ 7.00	ADD
902-1400	SDSMAX CARBIDE BIT 1 UP TO 23 OAL	\$ 70.00	\$ 22.00	\$ 7.00	ADD
902-1420	SDSMAX CARBIDE BIT 1-1/8 UP TO 23 OAL	\$ 70.00	\$ 22.00	\$ 7.00	ADD
902-1430	SDSMAX CARBIDE BIT 1-1/4 UP TO 23 OAL	\$ 70.00	\$ 22.00	\$ 7.00	ADD
902-1460	SDSMAX CARBIDE BIT 1-1/2 UP TO 23 OAL	\$ 70.00	\$ 22.00	\$ 7.00	ADD
902-1700	POINT F/SDS ROTARY HAMMER	\$ 70.00	\$ 22.00	\$ 7.00	ADD
902-1780	SDS CARBIDE BIT 1/4	\$ 36.00	\$ 12.00	\$ 4.00	ADD
902-1790	SDS CARBIDE BIT 5/16	\$ 36.00	\$ 12.00	\$ 4.00	ADD
902-1800	SDS CARBIDE BIT 3/8	\$ 36.00	\$ 12.00	\$ 4.00	ADD
902-1810	SDS CARBIDE BIT 7/16	\$ 36.00	\$ 12.00	\$ 4.00	ADD
902-1820	SDS CARBIDE BIT 1/2	\$ 54.00	\$ 18.00	\$ 6.00	ADD
902-1830	SDS CARBIDE BIT 9/16	\$ 54.00	\$ 18.00	\$ 6.00	ADD
902-1840	SDS CARBIDE BIT 5/8	\$ 54.00	\$ 18.00	\$ 6.00	ADD
902-1860	SDS CARBIDE BIT 3/4	\$ 54.00	\$ 18.00	\$ 6.00	ADD
902-1890	SDS CARBIDE BIT 7/8	\$ 54.00	\$ 18.00	\$ 6.00	ADD
902-1900	SDS CARBIDE BIT 1	\$ 54.00	\$ 18.00	\$ 6.00	ADD

902-5100	POINT F/BREAKER 1 SHANK	\$ 65.00	\$ 22.00	\$ 7.00	
902-5105	NARROW CHISEL F/BREAKER 1 SHANK	\$ 65.00	\$ 22.00	\$ 7.00	
902-5110	WIDE CHISEL F/BREAKER 1 SHANK	\$ 82.00	\$ 27.00	\$ 9.00	
902-5115	ASPHALT CUTTER F/BREAKER 1 SHANK	\$ 82.00	\$ 27.00	\$ 9.00	ADD
902-5125	CLAY SPADE F/BREAKER 1 SHANK	\$ 82.00	\$ 27.00	\$ 9.00	
902-5200	POINT F/BREAKER 1-1/8 SHANK	\$ 82.00	\$ 27.00	\$ 9.00	
902-5205	NARROW CHISEL F/BREAKER 1-1/8 SHANK	\$ 82.00	\$ 27.00	\$ 9.00	
902-5210	WIDE CHISEL F/BREAKER 1-1/8 SHANK	\$ 82.00	\$ 27.00	\$ 9.00	
902-5215	ASPHALT CUTTER F/BREAKER 1-1/8 SHANK	\$ 100.00	\$ 34.00	\$ 12.00	
902-5225	CLAY SPADE F/BREAKER 1-1/8 SHANK	\$ 100.00	\$ 34.00	\$ 12.00	
902-5230	BUSHING TOOL F/BREAKER 1-1/8 SHANK	\$ 131.00	\$ 44.00	\$ 15.00	ADD
902-5300	POINT F/BREAKER 1-1/4 SHANK	\$ 82.00	\$ 27.00	\$ 9.00	
902-5305	NARROW CHISEL F/BREAKER 1-1/4 SHANK	\$ 82.00	\$ 27.00	\$ 9.00	
902-5310	WIDE CHISEL F/BREAKER 1-1/4 SHANK	\$ 82.00	\$ 27.00	\$ 9.00	ADD
902-5325	CLAY SPADE F/BREAKER 1-1/4 SHANK	\$ 82.00	\$ 27.00	\$ 9.00	ADD
902-5400	MOIL POINT F/RCS CHIPPER	\$ 66.00	\$ 22.00	\$ 7.00	
902-5405	NARROW CHISEL F/RCS CHIPPER	\$ 66.00	\$ 22.00	\$ 7.00	
902-5430	BUSHING TOOL F/RCS CHIPPER	\$ 131.00	\$ 44.00	\$ 15.00	
902-5500	MOIL POINT F/OCRS CHIPPER	\$ 66.00	\$ 23.00	\$ 7.00	ADD
902-5505	NARROW CHISEL F/OCRS CHIPPER	\$ 66.00	\$ 22.00	\$ 7.00	
902-5850	POINT F/JUMBO RIVET BUSTER	\$ 66.00	\$ 22.00	\$ 7.00	
902-5855	CHISEL F/JUMBO RIVET BUSTER	\$ 66.00	\$ 22.00	\$ 7.00	
902-6100	EACH CARBIDE BIT HOLDER EDCO LT	\$ 164.00	\$ 56.00	\$ 19.00	
902-6102	EACH CARBIDE BIT HOLDER EDCO RT	\$ 164.00	\$ 56.00	\$ 19.00	
902-6135	EACH DYMADOT DBL GRIND DOT PAD GRY 30GR	\$ 164.00	\$ 55.00	\$ 19.00	
902-6170	EACH DYMASEG GRIND SEG GRY 18GR	\$ 164.00	\$ 55.00	\$ 19.00	
902-6185	EACH DYMAPCD GRIND PAD W/BACK LH BLU	\$ 164.00	\$ 55.00	\$ 19.00	ADD
902-6186	EACH DYMAPCD GRIND PAD W/BACK RT BLK	\$ 164.00	\$ 55.00	\$ 19.00	ADD
902-6229	DIAMOND INSERTS F/FLOOR GRINDER	\$ 788.00	\$ 315.00	\$ 131.00	
902-6243	CARBIDE GRINDING HEAD 17	\$ 739.00	\$ 246.00	\$ 82.00	
902-6500	PRESSURE WASHER HOSE 3/8X50	\$ 36.00	\$ 13.00	\$ 4.00	
902-6508	TELESCOPING WASHER WAND TO 12 FT	\$ 168.00	\$ 58.00	\$ 21.00	
902-6517	COLD WATER PRESSURE WASHER GUN / WAND	\$ 51.00	\$ 17.00	\$ 5.00	
902-6523	PRESSURE WASHER TIP	\$ 5.00	\$ 2.00	\$ 1.00	ADD
902-6533	ROTARY SURFACE CLEANER 18-20 W/O WHLS	\$ 289.00	\$ 98.00	\$ 34.00	
903-1000	DIAMOND HI SPD BLADE CONCRETE 12-16	\$ 207.00	\$ 69.00	\$ 24.00	
903-1010	DIAMOND HI SPD BLADE ASPHALT 12-16	\$ 207.00	\$ 69.00	\$ 24.00	
903-1050	DIAMOND SAW BLADE CONCRETE 14-16	\$ 468.00	\$ 156.00	\$ 53.00	
903-1060	DIAMOND SAW BLADE ASPHALT 14-16	\$ 459.00	\$ 155.00	\$ 53.00	
903-1070	DIAMOND SAW BLADE CONCRETE 18-22	\$ 825.00	\$ 278.00	\$ 93.00	
903-1080	DIAMOND ROAD SAW BLD ASPHALT 18-22	\$ 825.00	\$ 278.00	\$ 93.00	
903-1090	DIAMOND SAW BLADE CONCRETE 24-28	\$ 1,243.00	\$ 420.00	\$ 142.00	
903-1100	DIAMOND SAW BLADE ASPHALT 24-28	\$ 1,276.00	\$ 425.00	\$ 142.00	
903-1110	DIAMOND SAW BLADE CONCRETE 30-36	\$ 1,672.00	\$ 568.00	\$ 193.00	
903-1120	DIAMOND SAW BLADE ASPHALT 30-36	\$ 1,672.00	\$ 568.00	\$ 193.00	
903-2070	DIAMOND CORE BIT 2	\$ 208.00	\$ 70.00	\$ 24.00	
903-2080	DIAMOND CORE BIT 2-1/2	\$ 208.00	\$ 70.00	\$ 24.00	
903-2085	DIAMOND CORE BIT 3	\$ 251.00	\$ 85.00	\$ 29.00	



903-2090	DIAMOND CORE BIT 3-1/2	\$ 251.00	\$ 85.00	\$ 29.00	
903-2095	DIAMOND CORE BIT 4	\$ 294.00	\$ 101.00	\$ 35.00	
903-2100	DIAMOND CORE BIT 4-1/2	\$ 294.00	\$ 101.00	\$ 35.00	
903-2110	DIAMOND CORE BIT 5	\$ 336.00	\$ 114.00	\$ 39.00	
903-2125	DIAMOND CORE BIT 6	\$ 500.00	\$ 170.00	\$ 58.00	
903-2150	DIAMOND CORE BIT 8	\$ 791.00	\$ 268.00	\$ 91.00	
903-2170	DIAMOND CORE BIT 10	\$ 1,076.00	\$ 364.00	\$ 123.00	
903-2180	DIAMOND CORE BIT 12	\$ 1,488.00	\$ 502.00	\$ 169.00	
904-0010	SKIDSTEER AUGER EXTENSION 24	\$ 186.00	\$ 66.00	\$ 22.00	
904-0020	SKIDSTEER AUGER EXTENSION 36	\$ 255.00	\$ 83.00	\$ 23.00	
904-0030	SKIDSTEER AUGER EXTENSION 48	\$ 260.00	\$ 86.00	\$ 24.00	
904-1015	SKIDSTEER AUGER BIT 6	\$ 293.00	\$ 119.00	\$ 35.00	
904-1025	SKIDSTEER AUGER BIT 9	\$ 295.00	\$ 121.00	\$ 36.00	
904-1035	SKIDSTEER AUGER BIT 12	\$ 297.00	\$ 132.00	\$ 37.00	
904-1050	SKIDSTEER AUGER BIT 16	\$ 300.00	\$ 135.00	\$ 38.00	
904-1055	SKIDSTEER AUGER BIT 18	\$ 307.00	\$ 147.00	\$ 41.00	
904-1065	SKIDSTEER AUGER BIT 24	\$ 354.00	\$ 150.00	\$ 47.00	
904-1070	SKIDSTEER AUGER BIT 30	\$ 402.00	\$ 175.00	\$ 54.00	
904-1075	SKIDSTEER AUGER BIT 36	\$ 501.00	\$ 211.00	\$ 67.00	
911-3325	JOHNSON BAR WHEELED PRY	\$ 105.00	\$ 42.00	\$ 16.00	
911-4631	PIPE MOUNTING CLAMP F/HACKSAW 4-12 PIPE	\$ 604.00	\$ 156.00	\$ 40.00	
911-6600	PUSH/PULL LAWN ROLLER 24	\$ 81.00	\$ 40.00	\$ 18.00	
911-8188	MANUAL REBAR CUTTER / BENDER 5/8 CAP	\$ 255.00	\$ 85.00	\$ 28.00	
911-8220	CONCRETE STAKES-2	\$ 5.00	\$ 2.00	\$ 1.00	ADD
911-8222	CONCRETE STAKES-3	\$ 5.00	\$ 2.00	\$ 1.00	ADD
912-0200	UNIV DIE HEAD F/535 & 300 1/8-2 RH NPT	\$ 102.00	\$ 34.00	\$ 12.00	
912-1500	ADJ PIPE STAND W/ V-HEAD	\$ 116.00	\$ 37.00	\$ 11.00	
912-1510	PIPE DOLLY GRASSHOPPER	\$ 379.00	\$ 143.00	\$ 56.00	
912-1520	TRISTAND PIPE VISE	\$ 170.00	\$ 57.00	\$ 19.00	
912-3110	CABLE ROLLER FOR RIGTIGHT SYSTEM	\$ 29.00	\$ 12.00	\$ 5.00	
912-3200	STRAIGHT CABLE ROLLER F/12-18 TRAY	\$ 22.00	\$ 9.00	\$ 3.00	
912-3202	STRAIGHT CABLE ROLLER F/20-24 TRAY	\$ 22.00	\$ 9.00	\$ 3.00	
912-3204	STRAIGHT CABLE ROLLER F/24-30 TRAY	\$ 63.00	\$ 29.00	\$ 14.00	
912-3206	STRAIGHT CABLE ROLLER F/30-36 TRAY	\$ 63.00	\$ 29.00	\$ 14.00	
912-3212	RADIUS CABLE ROLLER F/20-24 TRAY	\$ 22.00	\$ 9.00	\$ 3.00	
912-3214	RADIUS CABLE ROLLER F/24-30 TRAY	\$ 63.00	\$ 29.00	\$ 14.00	
912-3232	CONVEYOR PULLING SHEAVE W/8 ROLLERS 36	\$ 271.00	\$ 90.00	\$ 29.00	
912-3234	CONVEYOR PULLING SHEAVE W/10 ROLLER 48	\$ 184.00	\$ 61.00	\$ 19.00	
912-3246	TRAY SHEAVE 658 STYLE 12IN	\$ 71.00	\$ 24.00	\$ 8.00	
912-3248	TRIPLE SHEAVE CABLE GUIDE WITH HOOK	\$ 142.00	\$ 47.00	\$ 23.00	
912-3260	CABLE TRAY ROLLER 4 CABLE BOLT ON HB1A-6	\$ 35.00	\$ 12.00	\$ 4.00	ADD
912-4000	SKY WELDER, 280A	\$ 377.00	\$ 156.00	\$ 71.00	
912-4500	WELDING CABLE EXTENSION 1/0X50	\$ 78.00	\$ 36.00	\$ 16.00	
912-4503	WELDING CABLE EXTENSION 1/0X100	\$ 175.00	\$ 90.00	\$ 34.00	
912-4506	WELDING CABLE W/ GROUND CLAMP 1/0X50	\$ 66.00	\$ 29.00	\$ 13.00	
912-4509	WELDING CABLE W/ GROUND CLAMP 1/0X100	\$ 118.00	\$ 51.00	\$ 23.00	
912-4530	WELDING CABLE EXTENSION 2/0X50	\$ 71.00	\$ 32.00	\$ 15.00	
912-4533	WELDING CABLE EXTENSION 2/0X100	\$ 119.00	\$ 55.00	\$ 22.00	

912-4536	WELDING CABLE W/ GROUND CLAMP 2/0X50	\$ 68.00	\$ 32.00	\$ 15.00	
912-4542	WELDING CABLE WHIP W/GRND CLAMP 2/0	\$ 37.00	\$ 19.00	\$ 11.00	
912-4545	WELDING CABLE W/ ROD HOLDER 2/0X50	\$ 69.00	\$ 32.00	\$ 15.00	
912-4551	WELDING CABLE WHIP W/ROD HLDR 2/0	\$ 48.00	\$ 25.00	\$ 14.00	
912-4604	REMOTE OUTPUT CONTROL 14 PIN X 100	\$ 86.00	\$ 44.00	\$ 22.00	
912-4658	WELDER INVERTER CST RACK F/8 PACK	\$ 185.00	\$ 71.00	\$ 28.00	
912-5254	MANUAL FLANGE SPREADER 150# 2-20	\$ 74.00	\$ 26.00	\$ 11.00	
913-1006	CONTAINMENT BERM 4X4	\$ 105.00	\$ 37.00	\$ 16.00	
913-1012	CONTAINMENT BERM 6X6	\$ 289.00	\$ 105.00	\$ 42.00	
913-1015	CONTAINMENT BERM 6X8	\$ 289.00	\$ 105.00	\$ 42.00	
913-1016	CONTAINMENT BERM 6X10	\$ 289.00	\$ 105.00	\$ 42.00	
913-1018	CONTAINMENT BERM 6X14	\$ 289.00	\$ 105.00	\$ 42.00	
913-1021	CONTAINMENT BERM 7X11	\$ 289.00	\$ 105.00	\$ 42.00	
913-1022	CONTAINMENT BERM 7X14	\$ 289.00	\$ 105.00	\$ 42.00	
913-1024	CONTAINMENT BERM 8X8	\$ 315.00	\$ 116.00	\$ 47.00	
913-1027	CONTAINMENT BERM 8X10	\$ 315.00	\$ 116.00	\$ 47.00	
913-1030	CONTAINMENT BERM 8X12	\$ 315.00	\$ 116.00	\$ 47.00	
913-1031	CONTAINMENT BERM 8X14	\$ 315.00	\$ 116.00	\$ 47.00	
913-1033	CONTAINMENT BERM 8X16	\$ 315.00	\$ 116.00	\$ 47.00	
913-1036	CONTAINMENT BERM 9X12	\$ 315.00	\$ 116.00	\$ 47.00	
913-1037	CONTAINMENT BERM 9X18	\$ 315.00	\$ 116.00	\$ 47.00	
913-1039	CONTAINMENT BERM 10X10	\$ 473.00	\$ 173.00	\$ 68.00	
913-1045	CONTAINMENT BERM 10X14	\$ 473.00	\$ 173.00	\$ 68.00	
913-1048	CONTAINMENT BERM 10X20	\$ 473.00	\$ 173.00	\$ 68.00	
913-1051	CONTAINMENT BERM 12X12	\$ 473.00	\$ 173.00	\$ 68.00	
913-1054	CONTAINMENT BERM 12X16	\$ 473.00	\$ 173.00	\$ 68.00	
913-1057	CONTAINMENT BERM 12X20	\$ 530.00	\$ 200.00	\$ 95.00	
913-1060	CONTAINMENT BERM 12X25	\$ 530.00	\$ 200.00	\$ 95.00	
913-1065	CONTAINMENT BERM 12X36	\$ 788.00	\$ 294.00	\$ 116.00	
913-1068	CONTAINMENT BERM 12X50	\$ 788.00	\$ 294.00	\$ 116.00	
913-1508	DIESEL EXHST SCRUBBER 91HP AND ABOVE	\$ 408.00	\$ 191.00	\$ 75.00	
913-2208	TRUCK TOOLBOX FUEL TANK COMBO 70-100 GAL	\$ 119.00	\$ 102.00	\$ 92.00	
913-2236	FUEL TANK 500 GALLON	\$ 727.00	\$ 248.00	\$ 91.00	
913-2250	PROPANE TANK 5 GAL/20#	\$ 70.00	\$ 33.00	\$ 14.00	
913-2252	PROPANE TANK 7 GAL/30#	\$ 68.00	\$ 37.00	\$ 16.00	
913-2254	FORKLIFT PROPANE TANK 8 GAL/33#	\$ 84.00	\$ 41.00	\$ 14.00	
913-2256	PROPANE TANK 10 GAL/40#	\$ 93.00	\$ 46.00	\$ 19.00	
913-2260	PROPANE TANK 25 GAL/100#	\$ 93.00	\$ 46.00	\$ 14.00	
913-2512	WORKSTATION PORTABLE	\$ 337.00	\$ 118.00	\$ 27.00	
913-2550	TRUCK ACCESSORY/UTILITY RACK	\$ 121.00	\$ 51.00	\$ 24.00	
913-2560	PICK UP TRUCK TONNEAU COVER	\$ 134.00	\$ 57.00	\$ 29.00	
913-2610	POLY STORAGE BIN 48X45X34 COLLAPSIBLE	\$ 65.00	\$ 22.00	\$ 8.00	ADD
913-2618	POLY STORAGE BIN 32X30X25 COLLAPSIBLE	\$ 45.00	\$ 16.00	\$ 6.00	ADD
913-2622	POLY STORAGE BIN 48X45X42 COLLAPSIBLE	\$ 100.00	\$ 34.00	\$ 12.00	ADD
913-2624	STEEL MESH STORAGE BIN 48X40X36 COLLAPSE	\$ 30.00	\$ 10.00	\$ 3.00	ADD
913-2626	LID CONTAINER - 48X45	\$ 10.00	\$ 3.00	\$ 1.00	ADD
913-2630	HOSE & PIPE STORAGE RACK	\$ 116.00	\$ 43.00	\$ 19.00	
913-2652	POLY STORAGE PALLET	\$ 45.00	\$ 16.00	\$ 6.00	ADD

913-2700	GPS EQUIPPED BASIC SERVICE	\$ 91.00	\$ 30.00	\$ 20.00	
913-2720	PUMP MONITOR KIT: MODEM/SOLAR PANL	\$ 198.00	\$ 96.00	\$ 48.00	
913-3052	SAFETY HARNESS & LANYARD KIT	\$ 129.00	\$ 46.00	\$ 23.00	
913-3060	ZIP WALL PACKAGE 4X12 POLES/2 ZIPPER	\$ 74.00	\$ 37.00	\$ 21.00	
913-3070	EYEWASH STATION	\$ 374.00	\$ 128.00	\$ 43.00	
913-3202	FIRE EXTINGUISHER W/VEH BRACKET 2-1/2#	\$ 30.00	\$ 10.00	\$ 3.00	ADD
913-3332	SIGN SHOULDER WORK AHEAD 48X48 REF	\$ 95.00	\$ 35.00	\$ 11.00	
913-3415	TRAFFIC SIGN ROAD WORK AHEAD	\$ 117.00	\$ 58.00	\$ 20.00	
913-3416	SIGN ROAD WORK AHEAD 48X48 REF	\$ 95.00	\$ 35.00	\$ 11.00	
913-3425	SIGN END ROAD WORK 48X48 REF	\$ 95.00	\$ 35.00	\$ 11.00	
913-3478	TRAFFIC SIGN SIDEWALK CLOSED	\$ 138.00	\$ 69.00	\$ 23.00	
913-3497	SIGN BE PREPARED TO STOP 48X48 REF	\$ 90.00	\$ 32.00	\$ 11.00	
913-3502	TRAFFIC SIGN STOP/SLOW PADDLE	\$ 28.00	\$ 16.00	\$ 9.00	
913-3553	TRAFFIC SIGN STAND	\$ 19.00	\$ 9.00	\$ 5.00	
913-3562	TRAFFIC SIGN OVERLAY LEFT	\$ 5.00	\$ 4.00	\$ 2.00	
913-3703	REFL TRAFFIC BARRICADE W/O FLASHER 24	\$ 36.00	\$ 17.00	\$ 8.00	
913-3704	REFL TRAFFIC BARRICADE W/FLASHER 24	\$ 40.00	\$ 20.00	\$ 12.00	
913-3712	REFL TRAFFIC DELINEATOR W/BASE 42	\$ 23.00	\$ 12.00	\$ 5.00	
913-3721	FLASHING BARRICADE LIGHT	\$ 40.00	\$ 22.00	\$ 9.00	
913-3747	TRAFFIC CONE	\$ 19.00	\$ 9.00	\$ 4.00	
913-3760	WATER FILLED TRAFFIC BARRICADE ORANGE	\$ 122.00	\$ 48.00	\$ 24.00	
913-3762	WATER FILLED TRAFFIC BARRICADE WHITE	\$ 98.00	\$ 34.00	\$ 12.00	
913-3766	WATER/CABLE TRAFFIC TL1/TL2 BARRICADE OR	\$ 124.00	\$ 48.00	\$ 24.00	
913-3767	WATER/CABLE TRAFFIC TL1/TL2 BARRICADE WH	\$ 168.00	\$ 58.00	\$ 26.00	
913-3770	PEDESTRIAN BARRICADE ADA ORG 72X38	\$ 84.00	\$ 26.00	\$ 11.00	
913-3771	PEDESTRIAN BARRICADE ADA WHT 72X38	\$ 84.00	\$ 26.00	\$ 11.00	
913-3780	WATER BARRICADE FENCE PANEL 4X6	\$ 53.00	\$ 21.00	\$ 6.00	
913-3782	WATER BARRICADE SINGLE GATE 6X6 COMPLETE	\$ 74.00	\$ 26.00	\$ 11.00	
913-3814	WIRE MESH FENCE PANEL 6X10	\$ 35.00	\$ 12.00	\$ 4.00	ADD
913-3830	CROWD CONTROL BARRICADE 48X8	\$ 71.00	\$ 24.00	\$ 11.00	
913-3860	NOISE REDUCTION WALL PANEL 81X52IN	\$ 58.00	\$ 21.00	\$ 11.00	
913-4004	COMBINATION HITCH PINTLE & 2 BALL	\$ 81.00	\$ 39.00	\$ 14.00	
913-4006	COMBINATION HITCH PINTLE & 2-5/16 BALL	\$ 81.00	\$ 32.00	\$ 14.00	
913-4106	TIE DOWN BINDER CHAIN G7 3/8 10-16	\$ 60.00	\$ 25.00	\$ 11.00	
913-4110	TIE DOWN BINDER CHAIN G7 3/8X20	\$ 28.00	\$ 16.00	\$ 8.00	
913-4122	RATCHET LOAD BINDER F/3/8-1/2 CHAIN	\$ 40.00	\$ 20.00	\$ 9.00	
913-4502	ROAD PLATE 5X8	\$ 664.00	\$ 221.00	\$ 111.00	
913-4504	ROAD PLATE 5X10	\$ 381.00	\$ 143.00	\$ 55.00	
913-4508	ROAD PLATE 8X10	\$ 383.00	\$ 137.00	\$ 48.00	
913-4516	ROAD PLATE 8X20	\$ 732.00	\$ 265.00	\$ 106.00	
913-5130	LED AREA LIGHT W/TRIPOD	\$ 392.00	\$ 130.00	\$ 43.00	
913-5134	LED WORK LIGHT W/TRIPOD DUAL LAMP	\$ 175.00	\$ 85.00	\$ 43.00	
913-5205	LIGHT STRING LED 20FT SINGLE LAMP 120V	\$ 70.00	\$ 24.00	\$ 8.00	ADD
913-5210	TEMPORARY LIGHT STRING 50	\$ 79.00	\$ 32.00	\$ 13.00	
913-5212	TEMPORARY LIGHT STRING 100	\$ 174.00	\$ 82.00	\$ 27.00	
913-6005	TEMPORARY WALL MOBILITY CART	\$ 126.00	\$ 63.00	\$ 63.00	
913-6010	TEMPORARY WALL RIGHT SIDE INTERFACE	\$ 71.00	\$ 36.00	\$ 36.00	
913-6015	TEMPORARY WALL LEFT SIDE INTERFACE	\$ 71.00	\$ 36.00	\$ 36.00	

913-6020	TEMPORARY WALL FLEXIBLE CORNER	\$ 56.00	\$ 27.00	\$ 27.00	
913-6025	TEMPORARY WALL FILLER PANEL KIT	\$ 40.00	\$ 20.00	\$ 20.00	
913-6035	HINGED DOOR MODULE 42 IN	\$ 393.00	\$ 197.00	\$ 197.00	
913-6050	TEMPORARY WALL MODULE 12 IN	\$ 126.00	\$ 63.00	\$ 63.00	
913-6055	TEMPORARY WALL MODULE 18 IN	\$ 142.00	\$ 71.00	\$ 71.00	
913-6060	TEMPORARY WALL MODULE 24 IN	\$ 158.00	\$ 79.00	\$ 79.00	
913-6065	TEMPORARY WALL MODULE 32 IN	\$ 166.00	\$ 83.00	\$ 83.00	
913-6070	TEMPORARY WALL MODULE 42 IN	\$ 189.00	\$ 95.00	\$ 95.00	
913-6075	SINGLE ROOM PRESSURE MONITOR	\$ 219.00	\$ 110.00	\$ 110.00	
913-6080	NEGATIVE AIR MGMT PANEL 24 IN	\$ 205.00	\$ 103.00	\$ 103.00	
920-1003	INCREASER / REDUCER 3X2	\$ 36.00	\$ 15.00	\$ 7.00	
920-1009	INCREASER / REDUCER 4X3	\$ 60.00	\$ 25.00	\$ 10.00	
920-1024	INCREASER / REDUCER 6X3	\$ 60.00	\$ 25.00	\$ 10.00	
920-1027	INCREASER / REDUCER 6X4	\$ 60.00	\$ 25.00	\$ 10.00	
920-1039	INCREASER / REDUCER 8X6	\$ 60.00	\$ 25.00	\$ 10.00	
920-1054	INCREASER / REDUCER 10X8	\$ 160.00	\$ 60.00	\$ 25.00	
920-1066	INCREASER / REDUCER 12X6	\$ 160.00	\$ 60.00	\$ 25.00	
920-1069	INCREASER / REDUCER 12X8	\$ 160.00	\$ 60.00	\$ 25.00	
920-1072	INCREASER / REDUCER 12X10	\$ 160.00	\$ 60.00	\$ 25.00	
920-1095	INCREASER / REDUCER 14X12	\$ 160.00	\$ 60.00	\$ 25.00	
920-1115	INCREASER / REDUCER 16X12	\$ 160.00	\$ 60.00	\$ 25.00	
920-1130	INCREASER / REDUCER 18X12	\$ 160.00	\$ 60.00	\$ 25.00	
920-1159	INCREASER / REDUCER 20X18	\$ 300.00	\$ 120.00	\$ 45.00	
920-1183	INCREASER / REDUCER 24X18	\$ 300.00	\$ 120.00	\$ 45.00	
920-2018	PIPE 90 DEG ELL 4 IN BY VARIOUS OUTPUT	\$ 27.00	\$ 12.00	\$ 6.00	
920-2024	PIPE 90 DEG ELL 6 IN BY VARIOUS OUTPUT	\$ 44.00	\$ 19.00	\$ 11.00	
920-2028	PIPE 45 DEG ELL 8 IN BY VARIOUS OUTPUT	\$ 27.00	\$ 12.00	\$ 6.00	
920-2030	PIPE 90 DEG ELL 8 IN BY VARIOUS OUTPUT	\$ 80.00	\$ 35.00	\$ 13.00	
920-2036	PIPE 90 DEG ELL 10 IN BY VARIOUS OUTPUT	\$ 80.00	\$ 35.00	\$ 13.00	
920-2040	PIPE 45 DEG ELL 12 IN BY VARIOUS OUTPUT	\$ 80.00	\$ 35.00	\$ 13.00	
920-2042	PIPE 90 DEG ELL 12 IN BY VARIOUS OUTPUT	\$ 120.00	\$ 45.00	\$ 15.00	
920-2109	PIPE TEE 4 IN BY VARIOUS OUTPUT	\$ 100.00	\$ 35.00	\$ 13.00	
920-2112	PIPE TEE 6 IN BY VARIOUS OUTPUT	\$ 100.00	\$ 35.00	\$ 13.00	
920-2115	PIPE TEE 8 IN BY VARIOUS OUTPUT	\$ 100.00	\$ 35.00	\$ 13.00	
920-2121	PIPE TEE 12 IN BY VARIOUS OUTPUT	\$ 130.00	\$ 45.00	\$ 15.00	
920-2168	PIPE WYE 12 IN BY VARIOUS OUTPUT	\$ 130.00	\$ 45.00	\$ 15.00	
920-2324	PIPE ADAPTER 4 FLANGE X F NPT	\$ 25.00	\$ 10.00	\$ 3.00	
920-2332	PIPE ADAPTER 6 FLANGE X F CAM	\$ 50.00	\$ 20.00	\$ 7.00	ADD
920-2334	PIPE ADAPTER 6 FLANGE X F NPT	\$ 50.00	\$ 20.00	\$ 7.00	
920-2340	PIPE ADAPTER 8 FLANGE X F BAUER	\$ 30.00	\$ 15.00	\$ 8.00	
920-2341	PIPE ADAPTER 8 FLANGE X M BAUER	\$ 30.00	\$ 15.00	\$ 8.00	
920-2772	PIPE ADAPTER 4 F CAM X F NPT TYPE D	\$ 30.00	\$ 15.00	\$ 8.00	
920-3309	SUCTION HOSE STRAINER 4	\$ 65.00	\$ 22.00	\$ 8.00	
920-3312	SUCTION HOSE STRAINER 6	\$ 65.00	\$ 22.00	\$ 8.00	
920-3315	SUCTION HOSE STRAINER 8	\$ 65.00	\$ 22.00	\$ 8.00	
920-3509	WATER PIPE / HOSE MANIFOLD 4	\$ 285.00	\$ 96.00	\$ 34.00	
920-3512	WATER PIPE / HOSE MANIFOLD 6	\$ 353.00	\$ 133.00	\$ 45.00	
920-3515	WATER PIPE / HOSE MANIFOLD 8	\$ 446.00	\$ 143.00	\$ 48.00	

920-3521	WATER PIPE / HOSE MANIFOLD 12	\$ 669.00	\$ 240.00	\$ 98.00	
920-3580	PIPE SUPPORT BLOCK	\$ 4.00	\$ 2.00	\$ 1.00	
920-3610	PUMP CONTROL PANEL AUTOMATIC	\$ 171.00	\$ 57.00	\$ 19.00	
920-3620	PUMP CONTROL PANEL MANUAL	\$ 119.00	\$ 40.00	\$ 15.00	
920-3640	WATER PUMP FLOAT SWITCH SINGLE	\$ 43.00	\$ 15.00	\$ 5.00	
920-3650	SUBMERSIBLE PUMP RAFT	\$ 358.00	\$ 117.00	\$ 40.00	
920-3680	MAGNETIC GPM FLOW METER INDICATOR/TOTAL	\$ 536.00	\$ 179.00	\$ 60.00	
920-4205	GATE VALVE 2	\$ 95.00	\$ 33.00	\$ 11.00	ADD
920-4215	GATE VALVE 4	\$ 150.00	\$ 75.00	\$ 30.00	
920-4220	GATE VALVE 6	\$ 150.00	\$ 75.00	\$ 30.00	
920-4225	GATE VALVE 8	\$ 150.00	\$ 75.00	\$ 30.00	
920-4230	GATE VALVE 10	\$ 200.00	\$ 100.00	\$ 40.00	
920-4235	GATE VALVE 12	\$ 200.00	\$ 100.00	\$ 40.00	
920-4250	GATE VALVE 18	\$ 450.00	\$ 225.00	\$ 80.00	
920-4340	CHECK VALVE 8	\$ 81.00	\$ 27.00	\$ 9.00	
920-4406	FLANGED BLEEDER VALVE 6	\$ 125.00	\$ 40.00	\$ 15.00	
920-5002	FT OF PVC WELLPOINT HEADER PIPE 6	\$ 5.00	\$ 2.00	\$ 1.00	ADD
920-5054	WELLPOINT RISER/HEADER SWINGS	\$ 20.00	\$ 7.00	\$ 2.00	ADD
920-5060	WELLPOINT SELF JET POINT W/PVC SCREEN	\$ 25.00	\$ 9.00	\$ 3.00	ADD
920-6003	KANAFLEX SUCTION HOSE CAM CPLNG 2X20	\$ 68.00	\$ 23.00	\$ 8.00	
920-6006	KANAFLEX SUCTION HOSE CAM CPLNG 3X20	\$ 86.00	\$ 29.00	\$ 11.00	
920-6009	KANAFLEX SUCTION HOSE CAM CPLNG 4X20	\$ 120.00	\$ 41.00	\$ 14.00	
920-6011	KANAFLEX SUCTION HOSE CAM CPLNG 6X10	\$ 120.00	\$ 41.00	\$ 14.00	
920-6012	KANAFLEX SUCTION HOSE CAM CPLNG 6X20	\$ 299.00	\$ 113.00	\$ 45.00	
920-6014	KANAFLEX SUCTION HOSE CAM CPLNG 8X10	\$ 299.00	\$ 113.00	\$ 45.00	
920-6015	KANAFLEX SUCTION HOSE CAM CPLNG 8X20	\$ 509.00	\$ 179.00	\$ 58.00	
920-6029	KANAFLEX SUCTION HOSE BAUER CPLNG 4X20	\$ 184.00	\$ 62.00	\$ 21.00	
920-6032	KANAFLEX SUCTION HOSE BAUER CPLNG 6X20	\$ 299.00	\$ 112.00	\$ 45.00	
920-6035	KANAFLEX SUCTION HOSE BAUER CPLNG 8X20	\$ 299.00	\$ 112.00	\$ 45.00	
920-6040	KANAFLEX SUCTION HOSE BAUER CPLNG 12X10	\$ 299.00	\$ 112.00	\$ 45.00	
920-6041	KANAFLEX SUCTION HOSE BAUER CPLNG 12X20	\$ 869.00	\$ 290.00	\$ 99.00	
920-6203	PVC SUCTION HOSE CAM CPLNG 2X20	\$ 83.00	\$ 42.00	\$ 16.00	
920-6206	PVC SUCTION HOSE CAM CPLNG 3X20	\$ 83.00	\$ 42.00	\$ 16.00	
920-6209	PVC SUCTION HOSE CAM CPLNG 4X20	\$ 124.00	\$ 60.00	\$ 20.00	
920-6212	PVC SUCTION HOSE CAM CPLNG 6X20	\$ 124.00	\$ 60.00	\$ 20.00	
920-6400	RUBBER SUCTION HOSE CAM CPLNG 1X20	\$ 72.00	\$ 37.00	\$ 14.00	
920-6403	RUBBER SUCTION HOSE CAM CPLNG 2X20	\$ 72.00	\$ 37.00	\$ 14.00	
920-6406	RUBBER SUCTION HOSE CAM CPLNG 3X20	\$ 72.00	\$ 37.00	\$ 14.00	
920-6409	RUBBER SUCTION HOSE CAM CPLNG 4X20	\$ 275.00	\$ 100.00	\$ 30.00	
920-6411	RUBBER SUCTION HOSE CAM CPLNG 6X10	\$ 275.00	\$ 100.00	\$ 30.00	
920-6412	RUBBER SUCTION HOSE CAM CPLNG 6X20	\$ 275.00	\$ 100.00	\$ 30.00	
920-6429	RUBBER SUCTION HOSE BAUER CPLNG 4X20	\$ 236.00	\$ 104.00	\$ 51.00	
920-6432	RUBBER SUCTION HOSE BAUER CPLNG 6X20	\$ 236.00	\$ 104.00	\$ 51.00	
920-6434	RUBBER SUCTION HOSE BAUER CPLNG 8X10	\$ 236.00	\$ 104.00	\$ 51.00	
920-6435	RUBBER SUCTION HOSE BAUER CPLNG 8X20	\$ 385.00	\$ 143.00	\$ 59.00	
920-6437	RUBBER SUCTION HOSE BAUER CPLNG 10X10	\$ 385.00	\$ 143.00	\$ 59.00	
920-6440	RUBBER SUCTION HOSE BAUER CPLNG 12X10	\$ 385.00	\$ 143.00	\$ 59.00	
920-6482	RUBBER SUCTION HOSE VICT CPLNG 6X20	\$ 54.00	\$ 19.00	\$ 6.00	

920-6515	RUBBER SUCTION HOSE FLNG CPLNG 8X20	\$ 374.00	\$ 142.00	\$ 57.00	
920-6518	RUBBER SUCTION HOSE FLNG CPLNG 10X20	\$ 500.00	\$ 217.00	\$ 85.00	
920-6521	RUBBER SUCTION HOSE FLNG CPLNG 12X20	\$ 500.00	\$ 217.00	\$ 85.00	
920-6616	COMPOSITE DISCHARGE HOSE W/FLANGE 3X20	\$ 95.00	\$ 34.00	\$ 9.00	
920-6623	COMPOSITE DISCHARGE HOSE W/FLANGE 4X10	\$ 246.00	\$ 81.00	\$ 26.00	
920-6626	COMPOSITE DISCHARGE HOSE W/FLANGE 4X20	\$ 523.00	\$ 174.00	\$ 58.00	
920-6636	COMPOSITE DISCHARGE HOSE W/FLANGE 6X20	\$ 550.00	\$ 201.00	\$ 73.00	
920-6643	COMPOSITE DISCHARGE HOSE W/FLANGE 8X10	\$ 550.00	\$ 201.00	\$ 73.00	
920-6646	COMPOSITE DISCHARGE HOSE W/FLANGE 8X20	\$ 641.00	\$ 218.00	\$ 82.00	
920-6657	COMPOSITE DISCHARGE HOSE W/FLANGE 10X20	\$ 383.00	\$ 128.00	\$ 43.00	
920-6663	COMPOSITE DISCHARGE HOSE W/FLANGE 12X10	\$ 383.00	\$ 128.00	\$ 43.00	
920-6666	COMPOSITE DISCHARGE HOSE W/FLANGE 12X20	\$ 680.00	\$ 230.00	\$ 113.00	
920-6803	CANVAS FIRE HOSE 1-1/2X50	\$ 67.00	\$ 23.00	\$ 7.00	
920-6818	CANVAS FIRE HOSE 2-1/2X50	\$ 102.00	\$ 35.00	\$ 12.00	
920-6827	CANVAS FIRE HOSE 3X50	\$ 60.00	\$ 32.00	\$ 14.00	
920-7004	CHEMICAL HOSE W/SSTL CAMLOCK 1X20	\$ 173.00	\$ 58.00	\$ 20.00	
920-7014	CHEMICAL HOSE W/SSTL CAMLOCK 2X20	\$ 225.00	\$ 75.00	\$ 25.00	
920-7024	CHEMICAL HOSE W/SSTL CAMLOCK 3X20	\$ 225.00	\$ 75.00	\$ 25.00	
920-7034	CHEMICAL HOSE W/SSTL CAMLOCK 4X20	\$ 225.00	\$ 75.00	\$ 25.00	
920-7044	CHEMICAL HOSE W/SSTL CAMLOCK 6X20	\$ 225.00	\$ 75.00	\$ 25.00	
920-7054	CHEMICAL HOSE W/SSTL FLANGE 2X20	\$ 225.00	\$ 75.00	\$ 25.00	
920-7065	CHEMICAL HOSE W/SSTL FLANGE 3X20	\$ 225.00	\$ 75.00	\$ 25.00	
920-7074	CHEMICAL HOSE W/SSTL FLANGE 4X20	\$ 225.00	\$ 75.00	\$ 25.00	
920-7084	CHEMICAL HOSE W/SSTL FLANGE 6X20	\$ 350.00	\$ 125.00	\$ 50.00	
920-7103	ORAFLEX DISCHARGE HOSE CAM CPLNG 2X50	\$ 101.00	\$ 34.00	\$ 12.00	
920-7106	ORAFLEX DISCHARGE HOSE CAM CPLNG 3X50	\$ 101.00	\$ 34.00	\$ 12.00	
920-7109	ORAFLEX DISCHARGE HOSE CAM CPLNG 4X50	\$ 150.00	\$ 50.00	\$ 17.00	
920-7118	ORAFLEX DISCHARGE HOSE CAM CPLNG 6X50	\$ 271.00	\$ 103.00	\$ 41.00	
920-7121	ORAFLEX DISCHARGE HOSE CAM CPLNG 8X50	\$ 708.00	\$ 260.00	\$ 93.00	
920-7129	ORAFLEX DISCHARGE HOSE BAUER CPLNG 4X50	\$ 142.00	\$ 71.00	\$ 47.00	
920-7132	ORAFLEX DISCHARGE HOSE BAUER CPLNG 6X50	\$ 189.00	\$ 113.00	\$ 57.00	
920-7135	ORAFLEX DISCHARGE HOSE BAUER CPLNG 8X50	\$ 522.00	\$ 200.00	\$ 81.00	
920-7218	ORAFLEX DISCHARGE HOSE FLNG CPLNG 10X50	\$ 522.00	\$ 200.00	\$ 81.00	
920-7303	PVC DISCHARGE HOSE CAM CPLNG 2X50	\$ 66.00	\$ 22.00	\$ 7.00	
920-7306	PVC DISCHARGE HOSE CAM CPLNG 3X50	\$ 101.00	\$ 34.00	\$ 12.00	
920-7309	PVC DISCHARGE HOSE CAM CPLNG 4X50	\$ 150.00	\$ 50.00	\$ 17.00	
920-7312	PVC DISCHARGE HOSE CAM CPLNG 6X50	\$ 329.00	\$ 154.00	\$ 61.00	
920-7402	RUBBER DISCHARGE HOSE CAM CPLNG 2X25	\$ 43.00	\$ 21.00	\$ 12.00	
920-7403	RUBBER DISCHARGE HOSE CAM CPLNG 2X50	\$ 75.00	\$ 35.00	\$ 14.00	
920-7406	RUBBER DISCHARGE HOSE CAM CPLNG 3X50	\$ 75.00	\$ 35.00	\$ 14.00	
920-7408	RUBBER DISCHARGE HOSE CAM CPLNG 4X25	\$ 75.00	\$ 35.00	\$ 14.00	
920-7409	RUBBER DISCHARGE HOSE CAM CPLNG 4X50	\$ 162.00	\$ 69.00	\$ 29.00	
920-7412	RUBBER DISCHARGE HOSE CAM CPLNG 6X50	\$ 387.00	\$ 158.00	\$ 75.00	
920-7455	RUBBER DISCHARGE HOSE PIN CPLNG 3X25	\$ 62.00	\$ 23.00	\$ 9.00	
920-7515	RUBBER DISCHARGE HOSE FLNG CPLNG 8X50	\$ 1,031.00	\$ 362.00	\$ 113.00	
920-7518	RUBBER DISCHARGE HOSE FLNG CPLNG 10X50	\$ 1,038.00	\$ 372.00	\$ 114.00	
920-7521	RUBBER DISCHARGE HOSE FLNG CPLNG 12X50	\$ 1,701.00	\$ 567.00	\$ 189.00	
920-7705	OIL SUCT/DISCH HOSE FLNG CPLNG 2X20	\$ 236.00	\$ 121.00	\$ 41.00	



920-7715	OIL SUCT/DISCH HOSE FLNG CPLNG 3X20	\$ 236.00	\$ 121.00	\$ 41.00	
920-7720	OIL SUCT/DISCH HOSE 4XSPECIAL LE	\$ 236.00	\$ 121.00	\$ 41.00	
920-7725	OIL SUCT/DISCH HOSE FLNG CPLNG 4X20	\$ 236.00	\$ 121.00	\$ 41.00	
920-7735	OIL SUCT/DISCH HOSE FLNG CPLNG 6X20	\$ 420.00	\$ 200.00	\$ 67.00	
920-7745	OIL SUCT/DISCH HOSE FLNG CPLNG 8X20	\$ 420.00	\$ 200.00	\$ 67.00	
920-7755	OIL SUCT/DISCH HOSE FLNG CPLNG 10X20	\$ 630.00	\$ 289.00	\$ 97.00	
920-7762	OIL SUCT/DISCH HOSE FLNG CPLNG 12X10	\$ 630.00	\$ 289.00	\$ 97.00	
920-7765	OIL SUCT/DISCH HOSE FLNG CPLNG 12X20	\$ 1,080.00	\$ 360.00	\$ 121.00	
920-7772	OIL SUCT/DISCH HOSE FLNG CPLNG 14X10	\$ 1,080.00	\$ 360.00	\$ 121.00	
920-7903	STAINLESS STEEL HOSE MNPT CPLNG 3/4X50	\$ 106.00	\$ 36.00	\$ 12.00	
920-7905	STAINLESS STEEL HOSE 1X20	\$ 92.00	\$ 46.00	\$ 17.00	
920-7910	STAINLESS STEEL HOSE 1X50	\$ 169.00	\$ 68.00	\$ 27.00	
920-7915	STAINLESS STEEL HOSE 2X20	\$ 385.00	\$ 114.00	\$ 39.00	
920-7916	STAINLESS STEEL HOSE 2X20 W/300# FLNG	\$ 385.00	\$ 114.00	\$ 39.00	
920-7925	STAINLESS STEEL HOSE 3X20	\$ 385.00	\$ 114.00	\$ 39.00	
920-7933	STAINLESS STEEL HOSE 4X10	\$ 223.00	\$ 75.00	\$ 24.00	
920-7935	STAINLESS STEEL HOSE 4X20	\$ 385.00	\$ 114.00	\$ 39.00	
920-7943	STAINLESS STEEL HOSE 6X10	\$ 385.00	\$ 114.00	\$ 39.00	
920-7945	STAINLESS STEEL HOSE 6X20	\$ 475.00	\$ 231.00	\$ 77.00	
920-7955	STAINLESS STEEL HOSE 8X20	\$ 575.00	\$ 278.00	\$ 97.00	
920-7975	STAINLESS STEEL HOSE 12X20	\$ 886.00	\$ 305.00	\$ 101.00	
920-8144	HYDRAULIC HOSE 1X50	\$ 125.00	\$ 50.00	\$ 20.00	
920-8154	HYDRAULIC HOSE 1-1/4X50	\$ 125.00	\$ 50.00	\$ 20.00	
920-8164	HYDRAULIC HOSE 1-1/2X50	\$ 125.00	\$ 50.00	\$ 20.00	
920-8225	CARBON STEEL HOSE W/FLANGE 6X20	\$ 250.00	\$ 100.00	\$ 50.00	
920-8230	CARBON STEEL HOSE W/FLANGE 8X20	\$ 250.00	\$ 100.00	\$ 50.00	
920-8458	RUBBER WATER HOSE W/GH FTGS 3/4X50	\$ 50.00	\$ 17.00	\$ 5.00	
920-9012	TEST PIPE PLUG 8IN	\$ 37.00	\$ 15.00	\$ 4.00	
920-9024	TEST PIPE PLUG 24IN	\$ 756.00	\$ 251.00	\$ 85.00	
920-9062	MULTI SIZE TEST BALL UP TO 12	\$ 200.00	\$ 80.00	\$ 30.00	
920-9066	MULTI SIZE TEST BALL UP TO 18	\$ 200.00	\$ 80.00	\$ 30.00	
920-9068	MULTI SIZE TEST BALL UP TO 24	\$ 200.00	\$ 80.00	\$ 30.00	
920-9072	MULTI SIZE TEST BALL UP TO 36	\$ 200.00	\$ 80.00	\$ 30.00	
920-9074	MULTI SIZE TEST BALL UP TO 48	\$ 2,481.00	\$ 827.00	\$ 251.00	
920-9162	TEST BALL LIFT LINE W/HOSE & GAUGES	\$ 200.00	\$ 80.00	\$ 30.00	
920-9198	BLOCK PLUG HOSE W/20FT ROPE & GAUGE	\$ 50.00	\$ 20.00	\$ 8.00	
920-9708	BLOCK PIPE PLUG 4IN	\$ 50.00	\$ 20.00	\$ 8.00	
920-9709	BLOCK PIPE PLUG 4IN LONG	\$ 50.00	\$ 20.00	\$ 8.00	
920-9711	BLOCK PIPE PLUG 6IN	\$ 50.00	\$ 20.00	\$ 8.00	
920-9713	BLOCK PIPE PLUG 8IN	\$ 50.00	\$ 20.00	\$ 8.00	
920-9763	BLOCK PIPE PLUG 6-12IN	\$ 108.00	\$ 38.00	\$ 19.00	
921-1088	PCS OF ALUM PIPE 8X40 VICTAULIC	\$ 435.00	\$ 213.00	\$ 74.00	
921-1128	PCS OF ALUM PIPE 12X40 VICTAULIC	\$ 558.00	\$ 279.00	\$ 90.00	
921-1203	VICTAULIC PIPE CLAMP 4	\$ 8.00	\$ 3.00	\$ 1.00	ADD
921-1206	VICTAULIC PIPE CLAMP 6	\$ 8.00	\$ 3.00	\$ 1.00	ADD
921-1208	VICTAULIC PIPE CLAMP 8	\$ 8.00	\$ 3.00	\$ 1.00	ADD
921-1212	VICTAULIC PIPE CLAMP 12	\$ 12.00	\$ 4.00	\$ 2.00	ADD
921-1518	PCS OF CERTALOK PVC PIPING 6X20	\$ 14.00	\$ 7.00	\$ 3.00	

921-1568	PCS OF CERTALOK PVC PIPING 12X20	\$ 40.00	\$ 20.00	\$ 15.00	
921-1810	FT OF FUSEABLE HDPE PIPE 4	\$ 6.00	\$ 2.00	\$ 2.00	ADD
921-1812	FT OF FUSEABLE HDPE PIPE 6	\$ 6.00	\$ 2.00	\$ 2.00	ADD
921-1814	FT OF FUSEABLE HDPE PIPE 8	\$ 7.00	\$ 3.00	\$ 3.00	
921-1816	FT OF FUSEABLE HDPE PIPE 10	\$ 7.00	\$ 3.00	\$ 3.00	
921-1818	FT OF FUSEABLE HDPE PIPE 12	\$ 7.00	\$ 3.00	\$ 3.00	
921-1820	FT OF FUSEABLE HDPE PIPE 14	\$ 7.00	\$ 3.00	\$ 3.00	
921-1822	FT OF FUSEABLE HDPE PIPE 16	\$ 7.00	\$ 3.00	\$ 3.00	
921-1824	FT OF FUSEABLE HDPE PIPE 18	\$ 7.00	\$ 3.00	\$ 3.00	
921-1826	FT OF FUSEABLE HDPE PIPE 20	\$ 7.00	\$ 3.00	\$ 3.00	
921-1828	FT OF FUSEABLE HDPE PIPE 24	\$ 7.00	\$ 3.00	\$ 3.00	
921-1834	FT OF FUSEABLE HDPE PIPE 30	\$ 7.00	\$ 3.00	\$ 3.00	
921-1854	HDPE PIPE W/BAUER CPLNG 6X20	\$ 68.00	\$ 32.00	\$ 16.00	
921-1862	HDPE PIPE W/BAUER CPLNG 8X20	\$ 68.00	\$ 32.00	\$ 16.00	
921-1924	HDPE PIPE W/FLANGE CPLNGS 8X40	\$ 132.00	\$ 42.00	\$ 21.00	
921-1942	HDPE PIPE W/FLANGE CPLNG 12X40	\$ 158.00	\$ 66.00	\$ 32.00	
921-2037	BACK UP RING F/HDPE FLANGE ADAPTER 18	\$ 268.00	\$ 89.00	\$ 30.00	
921-2045	BACK UP RING F/HDPE FLANGE ADAPTER 24	\$ 375.00	\$ 125.00	\$ 42.00	
921-2049	BACK UP RING F/HDPE FLANGE ADAPTER 30	\$ 483.00	\$ 161.00	\$ 54.00	
921-2150	HDPE FLOAT TEE PIPE W/STRAINER 4	\$ 104.00	\$ 38.00	\$ 15.00	
921-2152	HDPE FLOAT TEE PIPE W/ STRAINER 6	\$ 133.00	\$ 43.00	\$ 16.00	
921-2156	HDPE FLOAT TEE PIPE W/ STRAINER 12	\$ 192.00	\$ 65.00	\$ 25.00	
921-2164	HDPE FLOAT TEE PIPE W/ STRAINER 20	\$ 192.00	\$ 65.00	\$ 25.00	
921-2180	HDPE FLOAT PIPE W/8 STRNR 8 FLNG	\$ 271.00	\$ 91.00	\$ 32.00	
921-2188	HDPE RDC FLOAT PIPE W/16 STRNR 14 FLNG	\$ 271.00	\$ 91.00	\$ 32.00	
921-2192	HDPE RDC FLOAT PIPE W/18 STRNR 12 FLNG	\$ 271.00	\$ 91.00	\$ 32.00	
921-2228	HDPE FITTING 12X90 DEG	\$ 198.00	\$ 116.00	\$ 59.00	
921-2238	HDPE FITTING 18X90 DEG	\$ 198.00	\$ 116.00	\$ 59.00	
921-2248	HDPE FITTING 24X45 DEG	\$ 500.00	\$ 181.00	\$ 54.00	
921-2250	HDPE FITTING 24X90 DEG	\$ 500.00	\$ 181.00	\$ 54.00	
921-2260	HDPE FITTING 30X45 DEG	\$ 500.00	\$ 181.00	\$ 54.00	
921-2262	HDPE FITTING 30X90 DEG	\$ 500.00	\$ 181.00	\$ 54.00	
921-2270	HDPE TEE 12 INPUT BY VARIOUS OUTPUT	\$ 100.00	\$ 50.00	\$ 25.00	
921-2299	HDPE REDUCER 30 DOWN TO ALL	\$ 1,019.00	\$ 340.00	\$ 113.00	
921-2355	VICTAULIC STYLE CLAMP F/6 HDPE PIPE	\$ 50.00	\$ 17.00	\$ 6.00	ADD
921-2530	PCS GALV STL PIPE W/BAUER CPLNG 8X20	\$ 69.00	\$ 55.00	\$ 55.00	
921-2546	PCS GALV STL PIPE W/BAUER CPLNG 12X10	\$ 69.00	\$ 55.00	\$ 55.00	
921-2584	BAUER ELBOW 6X45 DEG	\$ 142.00	\$ 48.00	\$ 17.00	
921-2586	BAUER ELBOW 6X90 DEG	\$ 146.00	\$ 50.00	\$ 17.00	
925-1714	AIR HOSE ASSY 3/8X50 CRWFT CPLNG	\$ 54.00	\$ 18.00	\$ 5.00	
925-1715	AIR HOSE ASSY 3/8X50 QD CPLNG	\$ 62.00	\$ 29.00	\$ 12.00	
925-1734	AIR HOSE ASSY 3/4X50 CRWFT CPLNG	\$ 66.00	\$ 30.00	\$ 13.00	
925-1735	AIR HOSE ASSY 3/4X50 THOR CPLNG	\$ 66.00	\$ 30.00	\$ 13.00	
925-1802	AIR HOSE ASSY 2X25	\$ 95.00	\$ 35.00	\$ 14.00	
925-1808	AIR HOSE ASSY 2X25 HI PRESSURE	\$ 95.00	\$ 35.00	\$ 14.00	
925-1811	AIR HOSE ASSY 2X50	\$ 120.00	\$ 45.00	\$ 18.00	
925-1814	AIR HOSE ASSY 2X50 HI PRESSURE	\$ 120.00	\$ 45.00	\$ 18.00	
925-1823	AIR HOSE ASSY 3X25	\$ 176.00	\$ 63.00	\$ 23.00	

925-1829	AIR HOSE ASSY 3X25 HI PRESSURE	\$ 176.00	\$ 63.00	\$ 23.00	
925-1832	AIR HOSE ASSY 3X50	\$ 213.00	\$ 87.00	\$ 40.00	
925-1835	AIR HOSE ASSY 3X50 HI PRESSURE	\$ 213.00	\$ 87.00	\$ 40.00	
925-2019	WHIP HOSE W/INLINE OILER 1/2	\$ 43.00	\$ 16.00	\$ 7.00	
925-2103	WHIPCHECK CABLE H/H 1/2 TO 1-1/4	\$ 20.00	\$ 10.00	\$ 6.00	
925-2104	WHIPCHECK CABLE H/H 1-1/2 TO 3	\$ 20.00	\$ 10.00	\$ 6.00	ADD
925-2173	AIR MANIFOLD 15 GAL W/8 OUTLETS	\$ 351.00	\$ 123.00	\$ 40.00	
925-3006	FORCED AIR ELECTRIC HEATER 120V	\$ 130.00	\$ 45.00	\$ 16.00	ADD
925-3080	POWER CABLE 6/4X50 480/3 PH	\$ 130.00	\$ 45.00	\$ 16.00	ADD
925-3109	PEDESTAL FAN 30"	\$ 285.00	\$ 130.00	\$ 38.00	
925-3123	ROUND FLOOR FAN 36	\$ 355.00	\$ 141.00	\$ 51.00	
925-3126	ROUND FLOOR FAN 42	\$ 355.00	\$ 141.00	\$ 51.00	
925-3129	ROUND FLOOR FAN 48	\$ 355.00	\$ 141.00	\$ 51.00	
925-3210	AIRMOVER AXIAL VENT BLOWER 12 IN ELEC	\$ 298.00	\$ 132.00	\$ 34.00	
925-3250	AIRMOVER LOW PROFILE FAN	\$ 213.00	\$ 95.00	\$ 24.00	
925-3260	AIRMOVER CARPET DRYER	\$ 213.00	\$ 95.00	\$ 24.00	
925-3263	AXIAL FAN 25"	\$ 412.00	\$ 156.00	\$ 53.00	
925-3265	HI VELOCITY AXIAL FAN 24-25"	\$ 213.00	\$ 71.00	\$ 24.00	
925-3310	HEPA AIR SCRUBBER 500CFM	\$ 640.00	\$ 250.00	\$ 66.00	
925-3312	HEPA AIR SCRUBBER 750CFM	\$ 725.00	\$ 320.00	\$ 80.00	
925-3314	HEPA AIR SCRUBBER 1200 TO 1400CFM	\$ 803.00	\$ 357.00	\$ 95.00	
925-3316	HEPA AIR SCRUBBER 2000CFM	\$ 1,182.00	\$ 411.00	\$ 113.00	
925-3318	HEPA AIR SCRUBBER 2400CFM	\$ 1,182.00	\$ 411.00	\$ 113.00	
925-3352	DEHUMIDIFIER LGR 60-80 PPD ELEC	\$ 415.00	\$ 179.00	\$ 47.00	
925-3354	DEHUMIDIFIER LGR 130-160 PPD ELEC	\$ 625.00	\$ 313.00	\$ 72.00	
925-3446	LPG/NG HEATER HOSE 3/4X50	\$ 80.00	\$ 28.00	\$ 10.00	ADD
925-3456	LPG/NG HEATER HOSE 1X50	\$ 100.00	\$ 36.00	\$ 14.00	
925-3523	PROPANE RADIANT HEATER TANK TOP	\$ 35.00	\$ 17.00	\$ 11.00	
925-4030	HEATER DUCT BLK 12X25 6P 300DEG	\$ 113.00	\$ 57.00	\$ 28.00	
925-4050	HEATER DUCT BLK 16X25 6P 300DEG	\$ 113.00	\$ 57.00	\$ 28.00	ADD
925-4060	HEATER DUCT BLK 20X25 6P 300DEG	\$ 113.00	\$ 57.00	\$ 28.00	ADD
925-4120	HVAC DUCTING BLK 12X8 4P	\$ 55.00	\$ 19.00	\$ 7.00	ADD
925-4125	HVAC DUCTING BLK 12X15 6P	\$ 63.00	\$ 26.00	\$ 11.00	
925-4130	HVAC DUCTING BLK 12X25 6P	\$ 79.00	\$ 32.00	\$ 14.00	
925-4145	HVAC DUCTING BLK 16X15 6P	\$ 105.00	\$ 42.00	\$ 16.00	
925-4150	HVAC DUCTING BLK 16X25 6P	\$ 105.00	\$ 42.00	\$ 16.00	
925-4155	HVAC DUCTING BLK 20X15 6P	\$ 105.00	\$ 42.00	\$ 16.00	
925-4160	HVAC DUCTING BLK 20X25 6P	\$ 189.00	\$ 63.00	\$ 21.00	
925-4170	HVAC DUCTING BLK 24X25 6P	\$ 189.00	\$ 63.00	\$ 21.00	
925-4230	HI HEAT DUCT BLK 12X25 6P 400/500 DEG	\$ 80.00	\$ 35.00	\$ 15.00	
925-4250	HI HEAT DUCT BLK 16X25 6P 400/500 DEG	\$ 189.00	\$ 95.00	\$ 47.00	
925-4260	HI HEAT DUCT BLK 20X25 6P 400/500 DEG	\$ 298.00	\$ 119.00	\$ 43.00	
925-4294	DUCT SLEEVE INSULATED YLW 12X25	\$ 210.00	\$ 72.00	\$ 25.00	ADD
925-4300	HVAC DUCTING YLW 8X15 6P	\$ 63.00	\$ 26.00	\$ 11.00	
925-4305	HVAC DUCTING YLW 8X25 6P	\$ 63.00	\$ 26.00	\$ 11.00	
925-4330	HVAC DUCTING YLW 12X25 6P	\$ 79.00	\$ 32.00	\$ 14.00	
925-4340	HVAC DUCTING YLW 14X25 6P	\$ 142.00	\$ 47.00	\$ 16.00	
925-4350	HVAC DUCTING YLW 16X25 6P	\$ 142.00	\$ 47.00	\$ 16.00	

925-4360	HVAC DUCTING YLW 20X25 6P	\$ 205.00	\$ 68.00	\$ 21.00	
925-4365	HVAC DUCTING YLW 24X25 6P	\$ 205.00	\$ 68.00	\$ 21.00	
925-4398	HVAC DUCTING WHT 8X8	\$ 63.00	\$ 26.00	\$ 11.00	
925-4400	HVAC DUCTING WHT 8X15 6P	\$ 63.00	\$ 26.00	\$ 11.00	
925-4405	HVAC DUCTING WHT 8X25 6P	\$ 63.00	\$ 26.00	\$ 11.00	
925-4412	HVAC DUCTING WHT 10X25	\$ 63.00	\$ 26.00	\$ 11.00	
925-4416	HVAC DUCTING WHT 12X8 4P	\$ 63.00	\$ 26.00	\$ 11.00	
925-4420	HVAC DUCTING WHT 12X10 6P	\$ 63.00	\$ 26.00	\$ 11.00	
925-4421	HVAC DUCTING WHT 12X10 SOLID	\$ 63.00	\$ 26.00	\$ 11.00	
925-4430	HVAC DUCTING WHT 12X25 6P	\$ 79.00	\$ 32.00	\$ 14.00	
925-4432	HVAC DUCTING WHT/WHT 12X25 4P	\$ 79.00	\$ 32.00	\$ 14.00	
925-4440	HVAC DUCTING WHT 14X25 6P	\$ 142.00	\$ 47.00	\$ 16.00	
925-4443	HVAC DUCTING WHT 16X8 6P	\$ 142.00	\$ 47.00	\$ 16.00	
925-4445	HVAC DUCTING WHT 16X15 6P	\$ 142.00	\$ 47.00	\$ 16.00	
925-4450	HVAC DUCTING WHT 16X25 6P	\$ 142.00	\$ 47.00	\$ 16.00	
925-4453	HVAC DUCTING WHT 18X25 6P	\$ 142.00	\$ 47.00	\$ 16.00	
925-4454	HVAC DUCTING WHT 20X10 7P	\$ 142.00	\$ 47.00	\$ 16.00	
925-4455	HVAC DUCTING WHT 20X15 6P	\$ 142.00	\$ 47.00	\$ 16.00	
925-4456	HVAC DUCTING WHT 20X15 3P	\$ 142.00	\$ 47.00	\$ 16.00	
925-4457	HVAC DUCTING WHT 20X25 7P	\$ 142.00	\$ 47.00	\$ 16.00	ADD
925-4459	HVAC DUCTING WHT/ORN 20X25 4P	\$ 142.00	\$ 47.00	\$ 16.00	ADD
925-4460	HVAC DUCTING WHT 20X25 6P	\$ 205.00	\$ 68.00	\$ 21.00	
925-4461	HVAC INSULATED DUCTING WHT 20X25 6P	\$ 205.00	\$ 68.00	\$ 21.00	ADD
925-4462	HVAC DUCTING WHT/WHT 20X25 4P	\$ 205.00	\$ 68.00	\$ 21.00	
925-4465	HVAC DUCTING BLUE 20X25 3P	\$ 205.00	\$ 68.00	\$ 21.00	
925-4498	AIRLINE COUPLER 8IN	\$ 50.00	\$ 17.00	\$ 6.00	ADD
925-4552	HVAC DUCT WYE ADAPTER 20	\$ 62.00	\$ 35.00	\$ 22.00	
925-4632	HVAC DUCT REDUCER 12X8	\$ 15.00	\$ 5.00	\$ 2.00	ADD
925-4663	HVAC DUCT WYE ADAPTER 20"X12"X12	\$ 62.00	\$ 35.00	\$ 22.00	
925-4710	REMOTE HEATER THERMOSTAT W/CORD	\$ 40.00	\$ 14.00	\$ 5.00	ADD
925-4990	CEILING TILE 24X24 F/8 DUCT	\$ 8.00	\$ 5.00	\$ 5.00	
925-5100	CEILING TILE ONLY 24X24 USED FOR 12IN DU	\$ 8.00	\$ 5.00	\$ 5.00	
925-5105	CEILING TILE KIT 24X24 WITH 12IN DUCT	\$ 8.00	\$ 5.00	\$ 5.00	
925-5106	CEILING TILE KIT 24X24 W/12 DUCT BLK	\$ 8.00	\$ 5.00	\$ 5.00	ADD
925-5110	CEILING TILE 24X24 USED FOR 16IN DUCT	\$ 8.00	\$ 5.00	\$ 5.00	
925-5140	CONDENSATE PUMP F/CP12 & CP18	\$ 45.00	\$ 16.00	\$ 6.00	ADD
925-5141	CONDENSATE PUMP F/D12	\$ 45.00	\$ 16.00	\$ 6.00	ADD
930-0100	TRASH CHUTE 30X4	\$ 84.00	\$ 41.00	\$ 20.00	
930-2016	MULTI POSITION CART F/ROTARY HAMMER	\$ 355.00	\$ 100.00	\$ 34.00	
930-2070	UTILITY CART/TRAILER NHS 4X6	\$ 187.00	\$ 100.00	\$ 35.00	
930-2073	TILT DEBRIS CART 1/2 CU YD MANUAL	\$ 284.00	\$ 98.00	\$ 34.00	
930-2076	TILT DEBRIS CART 1 CU YD MANUAL	\$ 353.00	\$ 134.00	\$ 38.00	
930-2078	DRYWALL/PANEL CART	\$ 247.00	\$ 86.00	\$ 29.00	
930-2220	HAND DOLLY W/O STRAP 400-700# CAP	\$ 56.00	\$ 26.00	\$ 14.00	
930-2222	APPLIANCE DOLLY W/STRAP 500-700# CAP	\$ 108.00	\$ 44.00	\$ 20.00	
930-2228	EQUIPMENT / APPLIANCE DOLLY 4 WHEEL	\$ 75.00	\$ 26.00	\$ 9.00	ADD
930-2236	FURNITURE/PIANO DOLLY 4 SWIVEL WHEEL	\$ 116.00	\$ 53.00	\$ 21.00	
930-2274	PALLET JACK	\$ 226.00	\$ 82.00	\$ 26.00	

930-3006	HYDRAULIC BOTTLE JACK 12T	\$ 68.00	\$ 23.00	\$ 7.00	
930-3015	HYDRAULIC BOTTLE JACK 22T	\$ 102.00	\$ 34.00	\$ 12.00	
930-3060	HYDRAULIC TOE JACK 10T	\$ 213.00	\$ 71.00	\$ 28.00	
930-3076	SCREW BOTTLE JACK 20 TON	\$ 102.00	\$ 34.00	\$ 12.00	
930-3404	BEAM CLAMP F/4-12 BEAM 3T CAP	\$ 256.00	\$ 92.00	\$ 35.00	
930-3406	BEAM CLAMP F/4-12 BEAM 5T CAP	\$ 369.00	\$ 125.00	\$ 42.00	
930-3599	ROAD PLATE LIFTING RING 1.25IN	\$ 30.00	\$ 11.00	\$ 5.00	
930-3600	ROAD PLATE SWIVEL LIFTING RING 1.25IN	\$ 70.00	\$ 25.00	\$ 11.00	
930-4016	ALUMINUM EXTENSION LADDER 32	\$ 255.00	\$ 85.00	\$ 28.00	
930-4020	ALUMINUM EXTENSION LADDER 40	\$ 340.00	\$ 113.00	\$ 38.00	
930-4068	WIDE STANCE ADJ LEG FBR EXT LADDER 24FT	\$ 268.00	\$ 89.00	\$ 32.00	
930-4072	WIDE STANCE ADJ LEG FBR EXT LADDER 28FT	\$ 268.00	\$ 89.00	\$ 32.00	
930-4074	FIBERGLASS EXTENSION LADDER 32	\$ 298.00	\$ 100.00	\$ 34.00	
930-4082	FIBERGLASS EXTENSION LADDER 40	\$ 425.00	\$ 142.00	\$ 47.00	
930-4084	WIDE STANCE ADJ LEG FBR EXT LADDER 40FT	\$ 467.00	\$ 158.00	\$ 53.00	
930-4162	FIBERGLASS STEP LADDER 12	\$ 298.00	\$ 100.00	\$ 34.00	
930-4166	FIBERGLASS STEP LADDER 16	\$ 425.00	\$ 142.00	\$ 47.00	
930-4244	FIBERGLASS STEP LADDER W/CAGE 4FT	\$ 179.00	\$ 63.00	\$ 21.00	
930-4246	FIBERGLASS STEP LADDER W/CAGE 6FT	\$ 179.00	\$ 63.00	\$ 21.00	
930-4248	FIBERGLASS STEP LADDER W/CAGE 8FT	\$ 226.00	\$ 79.00	\$ 26.00	
930-4250	FIBERGLASS STEP LADDER W/CAGE 10FT	\$ 268.00	\$ 89.00	\$ 32.00	
930-4252	ADJ FBR STEP CAGE LADDER W/WHL 5-9FT	\$ 257.00	\$ 84.00	\$ 26.00	
930-4254	ADJ FBR STEP CAGE LADDER W/WHL 8-14FT	\$ 284.00	\$ 95.00	\$ 32.00	
930-4256	SECTIONS OF TANK LADDER 5	\$ 53.00	\$ 19.00	\$ 9.00	
930-4310	ALUMINUM LADDER PLANK 16	\$ 213.00	\$ 71.00	\$ 24.00	
930-4312	ALUMINUM LADDER PLANK 20	\$ 245.00	\$ 85.00	\$ 30.00	
930-4314	ALUMINUM LADDER PLANK 24	\$ 298.00	\$ 100.00	\$ 34.00	
930-6010	SET OF PALLET FORKS 72 CL2	\$ 291.00	\$ 103.00	\$ 43.00	
930-6030	SET OF PALLET FORKS 72 CL3	\$ 256.00	\$ 114.00	\$ 46.00	
930-6036	SET OF PALLET FORKS 96 CL3	\$ 286.00	\$ 105.00	\$ 37.00	
930-6073	FORK EXTENSION (SET OF 2) 72IN	\$ 228.00	\$ 81.00	\$ 32.00	
930-6076	FORK EXTENSION (SET OF 2) 96IN (BLUE)	\$ 186.00	\$ 69.00	\$ 23.00	
930-6080	SET OF PALLET FORKS F/BUCKETS	\$ 253.00	\$ 104.00	\$ 40.00	
930-6095	CARPET POLE ATTACHMENT	\$ 250.00	\$ 86.00	\$ 27.00	
930-6140	TELEHANDLER BLOCK FORK 48	\$ 137.00	\$ 64.00	\$ 30.00	
930-6160	SKIDSTEER FORK FRAME SET 36 CL2	\$ 320.00	\$ 130.00	\$ 44.00	
930-6164	SKIDSTEER FRAME & FORK SET 42	\$ 334.00	\$ 113.00	\$ 47.00	
930-6166	SKIDSTEER FRAME & FORK SET 48 CL2	\$ 263.00	\$ 110.00	\$ 44.00	
930-6250	LIFT-N-TOW F/FORKLIFT VAR CAP 4-10K HOOK	\$ 142.00	\$ 76.00	\$ 19.00	
930-6252	SWIVEL LIFTING HOOK F/FORKLIFT VAR CAP	\$ 548.00	\$ 216.00	\$ 77.00	
930-6260	BOOM ARM F/HANDLER 8-15 4K MAX	\$ 756.00	\$ 236.00	\$ 113.00	
930-6265	TELESCOPING BOOM F/FORKLIFT 42-139	\$ 660.00	\$ 232.00	\$ 90.00	
930-6267	AERIAL LIFT CRIBBING BLOCK 0-8 STEP	\$ 165.00	\$ 55.00	\$ 26.00	
930-6272	GLASS PANEL CRADLE KIT F/BOOM LIFT	\$ 172.00	\$ 87.00	\$ 39.00	
930-6281	PLATFORM RAIL PADDING F/AERIAL LIFT	\$ 126.00	\$ 126.00	\$ 126.00	
930-6510	SOLID TIRE F/SKIDSTEER	\$ 432.00	\$ 175.00	\$ 72.00	
930-6520	TURF/FLOAT TIRE F/GEHL & JLG TELEHANDER	\$ 355.00	\$ 175.00	\$ 42.00	ADD
930-6524	TURF/FLOAT TIRE F/TELEHANDLER	\$ 355.00	\$ 175.00	\$ 42.00	

930-6530	TURF/FLOAT TIRE F/TRUCKS	\$ 355.00	\$ 175.00	\$ 42.00	ADD
930-7636	FORK SLIP ON BUCKET SMOOTH 72IN 1-1/2YD	\$ 339.00	\$ 118.00	\$ 30.00	
930-7642	FORK SLIP ON BUCKET SMOOTH 96IN 1-3/4YD	\$ 312.00	\$ 119.00	\$ 47.00	
930-7761	SKIDSTEER/CRAWLER BUCKET SMOOTH 66-68IN	\$ 378.00	\$ 152.00	\$ 54.00	
930-7763	SKIDSTEER/CRAWLER BUCKET SMOOTH 72-74IN	\$ 378.00	\$ 152.00	\$ 54.00	
930-7778	SKIDSTEER/CRAWLER BUCKET TOOTH 66-68IN	\$ 378.00	\$ 152.00	\$ 54.00	
930-7781	SKIDSTEER/CRAWLER BUCKET TOOTH 72-74IN	\$ 378.00	\$ 152.00	\$ 54.00	
930-7912	EXCAVATOR THUMB ATTACHMENT HYDRAULIC	\$ 378.00	\$ 152.00	\$ 54.00	
930-9110	GROUND PROTECTION MAT 4X8 DUAL SIDE	\$ 53.00	\$ 38.00	\$ 19.00	
930-9115	GROUND PROTECTION MAT 10X7 DUAL SIDE	\$ 109.00	\$ 50.00	\$ 39.00	
930-9117	GROUND PROTECTION MAT HD 14X7 DUAL SIDE	\$ 113.00	\$ 53.00	\$ 43.00	
930-9122	GROUND PROTECTION MAT LOCK PLATE 2 WAY	\$ 5.00	\$ 2.00	\$ 1.00	ADD
930-9124	GROUND PROTECTION MAT LOCK PLATE 4 WAY	\$ 5.00	\$ 2.00	\$ 1.00	ADD
930-9130	GROUND PROTECTION MAT TOOL KIT	\$ 185.00	\$ 65.00	\$ 23.00	
930-9140	GROUND MAT RAMP F/10X7 36 UNDER FLANGE	\$ 19.00	\$ 9.00	\$ 5.00	
930-9141	GROUND MAT RAMP F/10X7 36 OVER FLANGE	\$ 19.00	\$ 9.00	\$ 5.00	
930-9522	SUCTION CUP 8	\$ 89.00	\$ 43.00	\$ 20.00	
931-5002	SCAFFOLD STEP FRAME 1-5/8 5X3	\$ 29.00	\$ 12.00	\$ 6.00	
931-5004	SCAFFOLD STEP FRAME 1-5/8 5X5	\$ 27.00	\$ 15.00	\$ 9.00	
931-5028	SCAFFOLD LADDER FRAME 1-5/8 28X6	\$ 30.00	\$ 12.00	\$ 6.00	
931-5035	SCAFFOLD WALK THRU FRAME 1-5/8 5X6.5	\$ 25.00	\$ 8.00	\$ 5.00	
931-5050	SCAFFOLD CROSS BRACE W/HOLE 7X27 SPACE	\$ 11.00	\$ 5.00	\$ 2.00	
931-5054	SCAFFOLD CROSS BRACE W/HOLE 10X27 SPACE	\$ 9.00	\$ 4.00	\$ 1.00	
931-5056	SCAFFOLD CROSS BRACE W/NOTCH 10X27 SPACE	\$ 12.00	\$ 7.00	\$ 6.00	
931-5092	SCAFFOLD OUTRIGGER 30	\$ 12.00	\$ 7.00	\$ 3.00	
931-5100	SCAFFOLD BASE PLATE	\$ 15.00	\$ 5.00	\$ 2.00	ADD
931-5103	SCAFFOLD LEVELING JACK W/O BASE PLATE	\$ 13.00	\$ 6.00	\$ 4.00	
931-5106	SCAFFOLD LEVELING JACK W/BASE PLATE	\$ 17.00	\$ 9.00	\$ 7.00	
931-5118	SCAFFOLD STACKING PIN W/COLLAR 9	\$ 12.00	\$ 4.00	\$ 1.00	ADD
931-5142	SCAFFOLD END SAFETY PANEL W/TOEBOARD 5	\$ 13.00	\$ 7.00	\$ 3.00	
931-5146	SCAFFOLD SIDE SAFETY PANEL 7	\$ 17.00	\$ 8.00	\$ 3.00	
931-5148	SCAFFOLD SIDE SAFETY PANEL 10	\$ 13.00	\$ 7.00	\$ 3.00	
931-5156	SCAFFOLD SIDE TOEBOARD 7	\$ 12.00	\$ 4.00	\$ 2.00	
931-5160	SCAFFOLD SIDE TOEBOARD 10	\$ 16.00	\$ 6.00	\$ 2.00	
931-5176	SCAFFOLD CASTER 8	\$ 18.00	\$ 9.00	\$ 6.00	
931-5190	SHORING POST ADJ 6-10 FT	\$ 74.00	\$ 41.00	\$ 20.00	
931-5193	SHORING POST ADJ 7-13 FT	\$ 72.00	\$ 43.00	\$ 21.00	
931-5210	SCAFFOLD WALKBOARD 7	\$ 33.00	\$ 13.00	\$ 6.00	
931-5215	SCAFFOLD WALKBOARD 10	\$ 42.00	\$ 21.00	\$ 12.00	
931-5250	UTILITY SCAFFOLD FRAME 65X29	\$ 33.00	\$ 17.00	\$ 11.00	
931-5252	UTILITY SCAFFOLD ARM BRACE 6	\$ 25.00	\$ 13.00	\$ 7.00	
931-5254	UTILITY SCAFFOLD CASTER 5	\$ 9.00	\$ 3.00	\$ 2.00	
931-5256	UTILITY SCAFFOLD OUTRIGGER 18	\$ 18.00	\$ 6.00	\$ 2.00	ADD
931-5258	UTILITY SCAFFOLD GUARD RAIL SET	\$ 12.00	\$ 4.00	\$ 1.00	ADD
931-5260	UTILITY SCAFFOLD DECK WOOD 6	\$ 32.00	\$ 18.00	\$ 8.00	
931-5408	EA POLE F/ALUM PUMP JACK SYST 24	\$ 123.00	\$ 47.00	\$ 17.00	
931-5410	EA PUMP JACK F/ALUM PUMP JACK SYST	\$ 173.00	\$ 69.00	\$ 18.00	
931-5423	NEST ALUM LADDER PLANK 20X16	\$ 230.00	\$ 92.00	\$ 23.00	



931-5426	NEST ALUM LADDER PLANK 20X24	\$ 251.00	\$ 103.00	\$ 28.00	
931-5863	UTILITY SCAFFOLD UNIT 6 HIGH 6X29	\$ 150.00	\$ 52.00	\$ 18.00	ADD
932-1010	SHORING RELEASE TOOL 48IN	\$ 34.00	\$ 12.00	\$ 5.00	
932-2045	SHORING SHEETING 4FT ALUMINUM	\$ 10.00	\$ 5.00	\$ 2.00	
932-2050	SHORING SHEETING 6FT ALUMINUM	\$ 16.00	\$ 11.00	\$ 5.00	
932-2055	SHORING SHEETING 8FT ALUMINUM	\$ 20.00	\$ 12.00	\$ 6.00	
932-4010	CYLINDER 2846	\$ 40.00	\$ 14.00	\$ 5.00	ADD
932-4035	CYLINDER 3455	\$ 60.00	\$ 21.00	\$ 7.00	ADD
932-4040	CYLINDER 4064	\$ 60.00	\$ 21.00	\$ 7.00	ADD
932-4045	CYLINDER 5288	\$ 60.00	\$ 21.00	\$ 7.00	ADD
932-4055	EXTENSION 24IN ALUMINUM	\$ 40.00	\$ 14.00	\$ 5.00	ADD
932-4070	FINFORM 10FT	\$ 104.00	\$ 37.00	\$ 12.00	
932-4075	FINFORM 12FT	\$ 128.00	\$ 45.00	\$ 15.00	
932-4095	FINFORM 8FT	\$ 85.00	\$ 30.00	\$ 11.00	
932-7060	STEEL PLATE 4FTX4FTX1IN	\$ 55.00	\$ 16.00	\$ 5.00	
932-7080	STEEL PLATE 4FTX8FTX1IN	\$ 105.00	\$ 28.00	\$ 7.00	
932-7170	STEEL PLATE 5FTX8FTX1IN	\$ 109.00	\$ 29.00	\$ 8.00	
932-7180	STEEL PLATE 5FTX10FTX1IN	\$ 134.00	\$ 38.00	\$ 11.00	
932-7240	STEEL PLATE 6FTX8FTX1IN	\$ 140.00	\$ 40.00	\$ 12.00	
932-7250	STEEL PLATE 6FTX10FTX1IN	\$ 145.00	\$ 42.00	\$ 13.00	
932-7320	STEEL PLATE 8FTX10FTX1IN	\$ 166.00	\$ 45.00	\$ 14.00	
932-7330	STEEL PLATE 8FTX12FTX1IN	\$ 198.00	\$ 55.00	\$ 15.00	
932-7336	STEEL PLATE 8FTX12FTX1.5IN	\$ 355.00	\$ 95.00	\$ 25.00	
932-7356	STEEL PLATE 8FTX16FTX1.5IN	\$ 435.00	\$ 114.00	\$ 30.00	
932-7370	STEEL PLATE 8FTX20FTX1IN	\$ 321.00	\$ 85.00	\$ 21.00	
932-7500	TIRE CLEANER 8X10FT SOLID RUMBLE PLATE	\$ 249.00	\$ 88.00	\$ 22.00	
940-0160	CABLE 10/4 50FT 30A	\$ 34.00	\$ 12.00	\$ 4.00	
940-0265	CABLE 8/5 50FT BARE	\$ 33.00	\$ 12.00	\$ 12.00	
940-0516	CABLE 2 50FT CAMLOCK 5 BANDED	\$ 159.00	\$ 77.00	\$ 34.00	
940-0570	FEMALE PIGTAIL 2 UNDER 10FT	\$ 42.00	\$ 21.00	\$ 8.00	
940-0571	FEMALE PIGTAIL 2 UNDER 10FT 5 BANDED	\$ 42.00	\$ 21.00	\$ 8.00	
940-0575	MALE PIGTAIL 2 UNDER 10FT	\$ 42.00	\$ 21.00	\$ 8.00	
940-0576	MALE PIGTAIL 2 UNDER 10FT 5 BANDED	\$ 42.00	\$ 21.00	\$ 8.00	
940-0715	CABLE 2/0 50FT CAMLOCK	\$ 151.00	\$ 72.00	\$ 28.00	
940-0720	CABLE 2/0 100FT CAMLOCK	\$ 239.00	\$ 112.00	\$ 48.00	
940-0770	FEMALE PIGTAIL 2/0 UNDER 10FT	\$ 15.00	\$ 7.00	\$ 3.00	
940-0775	MALE PIGTAIL 2/0 UNDER 10FT	\$ 15.00	\$ 7.00	\$ 3.00	
940-0805	CABLE 4/0 10FT CAMLOCK	\$ 15.00	\$ 7.00	\$ 3.00	ADD
940-0810	CABLE 4/0 25FT CAMLOCK	\$ 25.00	\$ 11.00	\$ 9.00	
940-0815	CABLE 4/0 50FT CAMLOCK	\$ 132.00	\$ 68.00	\$ 24.00	
940-0820	CABLE 4/0 100FT CAMLOCK	\$ 139.00	\$ 70.00	\$ 35.00	
940-0870	FEMALE PIGTAIL 4/0 UNDER 10FT	\$ 16.00	\$ 7.00	\$ 2.00	
940-0880	MALE PIGTAIL 4/0 UNDER 10FT	\$ 16.00	\$ 7.00	\$ 2.00	
940-2120	DISTRO BOX 100A CAM SET IN/5X20A OUT	\$ 270.00	\$ 117.00	\$ 66.00	
940-2123	DISTRO BOX 100A CAM SET IN/12X20A OUT	\$ 270.00	\$ 117.00	\$ 66.00	
940-2256	DISTRO BOX 200A CAM SET IN/6X50A CS	\$ 473.00	\$ 189.00	\$ 76.00	
940-2305	DISTRO BOX 400A CAM SET IN/6X50A CS	\$ 749.00	\$ 377.00	\$ 99.00	
940-2312	DISTRO BOX 400A CAM SET IN/10X50A CS	\$ 1,160.00	\$ 588.00	\$ 203.00	

940-2514	SPIDER BOX CABLE 6/4 50FT 50A CS	\$ 141.00	\$ 65.00	\$ 23.00	
940-2516	SPIDER BOX CABLE 6/4 100FT 50A CS	\$ 261.00	\$ 125.00	\$ 42.00	
940-2520	SPIDER BOX 50A CS IN/6X20A STR/1X30A TL	\$ 225.00	\$ 110.00	\$ 40.00	
940-2610	QUAD BOX STRING 3 BOX 20A 50' W/L2120	\$ 192.00	\$ 58.00	\$ 24.00	
940-2626	QUAD BOX STRING 3 BOX 30A 50' W/L2130	\$ 192.00	\$ 58.00	\$ 24.00	
940-2640	QUAD BOX CABLE 12/5 50FT L2120	\$ 96.00	\$ 39.00	\$ 15.00	
940-2642	QUAD BOX CABLE 12/5 100FT L2120	\$ 142.00	\$ 54.00	\$ 28.00	
940-2652	QUAD BOX CABLE 10/5 50FT L2130	\$ 96.00	\$ 38.00	\$ 15.00	
940-2654	QUAD BOX CABLE 10/5 100FT L2130	\$ 188.00	\$ 57.00	\$ 24.00	
940-2714	EXTENSION CORD 12/3 50FT	\$ 50.00	\$ 23.00	\$ 13.00	
940-2716	EXTENSION CORD 12/3 100FT	\$ 65.00	\$ 26.00	\$ 12.00	
940-2724	EXTENSION CORD 10/3 50FT 15AMP NEMA 5-15	\$ 66.00	\$ 25.00	\$ 11.00	
940-2906	ADAPTER CABLE 50A M TO F RV PLUG	\$ 30.00	\$ 10.00	\$ 3.00	ADD
940-2910	ADAPTER CABLE M STRT TO F TWIST	\$ 19.00	\$ 7.00	\$ 2.00	ADD
940-2912	ADAPTER CABLE F STRT TO M TWIST	\$ 19.00	\$ 7.00	\$ 2.00	ADD
940-2914	TURNAROUND ADAPTER F CAM	\$ 44.00	\$ 15.00	\$ 5.00	ADD
940-2916	TURNAROUND ADAPTER M CAM	\$ 44.00	\$ 15.00	\$ 5.00	ADD
940-2922	CABLE WYE ADAPTER MFF STRT	\$ 35.00	\$ 12.00	\$ 4.00	ADD
940-2924	CABLE WYE ADAPTER MFF TWIST	\$ 35.00	\$ 12.00	\$ 4.00	ADD
940-2970	CABLE RAMP	\$ 68.00	\$ 30.00	\$ 16.00	
940-2971	ADA COMPLIANT CABLE RAMPS	\$ 120.00	\$ 41.00	\$ 14.00	ADD
940-4000	SOLAR BATTERY CHARGER/MAINTAINER	\$ 161.00	\$ 54.00	\$ 18.00	
940-5000	DRONE BATTERY 1 (RR)	\$ 750.00	\$ 190.00	\$ 48.00	
940-5020	DRONE BATTERY 2 (RR)	\$ 375.00	\$ 96.00	\$ 24.00	
940-5040	DRONE BATTERY 3 (RR)	\$ 185.00	\$ 48.00	\$ 13.00	
940-5060	DRONE ACCESSORY 1 (RR)	\$ 212.00	\$ 53.00	\$ 17.00	
940-5080	DRONE ACCESSORY 2 (RR)	\$ 61.00	\$ 29.00	\$ 12.00	
950-2015	SLING 8FT 4 LEG CHAIN	\$ 90.00	\$ 32.00	\$ 11.00	
950-2017	SLING 8FT 4LEG CABLE	\$ 90.00	\$ 32.00	\$ 11.00	



**U.S. COMMUNITIES®**  
GOVERNMENT PURCHASING ALLIANCE



**COMPETITIVE SOLICITATION**

**BY CITY OF CHARLOTTE, NORTH CAROLINA**

**FOR**

**EQUIPMENT RENTALS AND RELATED PRODUCTS AND SERVICES**

**ON BEHALF OF ITSELF AND OTHER GOVERNMENT AGENCIES**

**AND MADE AVAILABLE THROUGH THE U.S. COMMUNITIES**

**GOVERNMENT PURCHASING ALLIANCE**

**RFP #269-2018-047**

**May 22, 2018**

**REQUEST FOR PROPOSALS**  
**RFP # 269-2018-047**

**Equipment Rentals and Related Products and Services**

May 22, 2018

Dear Sir or Madam:

The City of Charlotte, North Carolina (herein “City” or “Lead Public Agency”) on behalf of itself and all states, local governments, school districts, and higher education institutions in the United States of America, and other government agencies and nonprofit organizations (herein “Participating Public Agencies”) is now accepting Proposals for Equipment Rentals and Related Products and Services. The requirements for submitting a Proposal are stated in the attached Request for Proposals (the “RFP”). Please review them carefully.

A **Non-Mandatory** Pre-Proposal Conference for the purpose of reviewing the RFP and answering questions regarding the Services will be held on **June 6th, 2018, at 1:00 p.m.**, at the Charlotte-Mecklenburg Government Center (CMGC), 600 East Fourth Street, Charlotte, North Carolina 28202, Conference Room 280 or via teleconference at 704-432-5483. Please bring a copy of the RFP with you at that time. All interested Companies should return a completed Request For Proposals Acknowledgement Form (see Section 6, Form 1) by the date stated in the schedule in Section 3.1 of this RFP.

An electronic copy of the RFP in Microsoft Word format may be obtained by contacting Karen Ewing at [kewing@charlottenc.gov](mailto:kewing@charlottenc.gov).

All Proposals are due to the Management and Financial Services, Procurement Management Division, 9th Floor, CMGC 600 East Fourth Street, Charlotte, North Carolina 28202, no later than **JUNE 26, 2018 at 2:00 p.m.**

Two (2) original Proposals signed in ink by a company official authorized to make a legal and binding offer, and two (2) electronic copies of the Proposal on individual flash drives in a searchable format such as MS Word or Adobe Acrobat must be submitted in a sealed box or opaque envelope plainly marked with the Proposal number and service description as follows:

**Request for Proposals**  
**Attention: Karen Ewing**  
**[Name of Company Submitting Proposal]**  
**Rental Equipment Products & Services**  
**RFP # 269-2018-047**

RFP questions must be directed to Karen Ewing, Management and Financial Services, Procurement Management Division, per the enclosed instructions in Section 3.3. The City is an equal opportunity purchaser.

Sincerely,

Kay Elmore  
Chief Procurement Officer

cc: Alexis Turner, U.S. Communities  
RFP Project File

**Checklist for submitting a Proposal:**

**Step 1- Read the document fully.**

**Step 2-** If you plan on submitting a Proposal then fax **Form 1 in Section 6** to the number listed on the sheet.

**Steps 3-** If you have any questions send them before the deadline listed in **Section 3.3**.

**If you plan to submit a Proposal you must follow this checklist, and must include everything detailed below.**

**Proposal Copies** - Please provide the specified number for each format

- 2 Copies marked “Original” in a sealed, non-transparent envelope that includes the Company name, the RFP number, and identification of the equipment, supply, and/or Services for which the Proposal is submitted.
- 2 Copies on flash drive.

**Proposal Format** - Proposals should be formatted as follows:

Included (Check)	Requirements
	Cover Letter (per Section 5.1.1)
	Executive Summary (per Section 5.1.2)
	Addenda Acknowledgement Form (Section 6, Form 2)
	Proposal Submission Form (Section 6, Form 3)
	Attachment 1 containing: Fixed Percentage Discounts / Additional Charges / Market Basket / Lease Pricing / Purchase Option Pricing
	MWSBE Participation Plan (Section 6, Form 5)
	Company’s Background Response ) Section 6, Form 6)
	References (Section 6, Form 7)
	Non-Discrimination Provision (Section 6, Form 8)
	Certification Regarding Debarment (Section 6, Form 9)
	U.S. Communities Worksheet for National Program Consideration (Section 7)
	U. S. Communities Supplier Information (Section 7)
	U. S. Communities Administration Agreement – Signed, unaltered (Section 7)
	Exceptions to any part of the RFP (If you take any exceptions to anything in this document, please list it in a category in your Proposal called “Exceptions” and offer an alternative solution).

**The above items constitute all that must be included in the Proposal.** If awarded a contract, you will be required to provide an insurance certificate that meets or exceeds the requirements set forth in Exhibit A, Section 34.

**It is the Company’s responsibility to check [www.ips.state.nc.us](http://www.ips.state.nc.us) or <http://charlottenc.gov/DoingBusiness/Pages/ContractOpportunities.aspx> for any addenda or changes to this Project. Search for RFP # 269-2018-047 to find if any documents or changes have been posted.**

# Table of Contents

## TABLE OF CONTENTS

<b>1. U.S. COMMUNITIES OVERVIEW AND REQUIREMENTS .....</b>	<b>1</b>
<b>2. INTRODUCTION .....</b>	<b>12</b>
2.1 OBJECTIVE .....	12
2.2 DEFINITIONS .....	12
2.3 ACCURACY OF RFP AND RELATED DOCUMENTS .....	14
2.4 CITY’S RIGHTS AND OPTIONS.....	15
2.5 EXPENSE OF SUBMITTAL PREPARATION .....	15
2.6 PROPOSAL CONDITIONS .....	15
<b>3. PROCUREMENT PROCESS .....</b>	<b>20</b>
3.1 SCHEDULE AND PROCESS .....	20
3.2 INTENT TO PROPOSE.....	20
3.3 INTERPRETATIONS AND ADDENDA .....	20
3.4 PRE-PROPOSAL CONFERENCE .....	21
3.5 SUBMISSION OF PROPOSALS .....	21
3.6 CORRECTION OF ERRORS .....	22
3.7 EVALUATION.....	22
3.8 PROPOSAL EVALUATION CRITERIA .....	22
3.9 QUALIFICATIONS AND EXPERIENCE .....	23
3.10 PROJECT APPROACH / PROPOSED SOLUTION .....	23
3.11 COST EFFECTIVENESS AND VALUE.....	23
3.12 MWSBE SUBCONTRACTOR UTILIZATION .....	23
3.13 ACCEPTANCE OF THE TERMS OF THE CONTRACT .....	23
3.14 CONTRACT AWARD BY CITY COUNCIL .....	24
3.15 VENDOR INCLUSION.....	24
<b>4. SCOPE OF SERVICES .....</b>	<b>25</b>
4.1 GENERAL SCOPE .....	25
4.2 PRODUCT STANDARDS AND SERVICE LEVEL REQUIREMENTS .....	25
4.3 OPTIONAL LEASE AND/OR PURCHASE OF EQUIPMENT.....	26
4.4 ENVIRONMENTAL PURCHASING REQUIREMENTS .....	28
4.5 NEW PRODUCTS AND SERVICES .....	28
4.6 EMERGENCY RESPONSE .....	28
4.7 TRAINING.....	28
4.8 INSTALLATION .....	28
4.9 SAFETY .....	28
4.10 WARRANTY.....	28
4.11 DELIVERY .....	29
4.12 OPTIONAL WORK .....	29
4.13 REPORTS .....	29
4.14 PRICING.....	26
<b>5. PROPOSAL CONTENT AND FORMAT. ....</b>	<b>30</b>
<b>REQUIRED FORM 1 - RFP ACKNOWLEDGEMENT.....</b>	<b>32</b>
<b>REQUIRED FORM 3 - PROPOSAL SUBMISSION FORM .....</b>	<b>34</b>
<b>REQUIRED FORM 4 - PRICING WORKSHEET.....</b>	<b>36</b>
<b>REQUIRED FORM 5 – M/W/SBE UTILIZATION .....</b>	<b>37</b>
<b>REQUIRED FORM 6 – COMPANY’S BACKGROUND RESPONSE .....</b>	<b>39</b>
<b>REQUIRED FORM 8 – NON-DISCRIMINATION PROVISION.....</b>	<b>41</b>
<b>EXHIBIT A – SAMPLE CITY CONTRACT.....</b>	<b>ERROR! BOOKMARK NOT DEFINED.</b>



**Section 1****U.S. Communities Overview and Requirements****1. U.S. COMMUNITIES OVERVIEW AND REQUIREMENTS****1.1 MASTER AGREEMENT**

The City of Charlotte, NC (herein “Lead Public Agency”) on behalf of itself and all states, local governments, school districts, higher education institutions, other government agencies and nonprofit organizations in the United States of America (herein “Participating Public Agencies”) is soliciting proposals from qualified suppliers to enter into a Master Agreement for a complete line of Equipment Rentals and Related Products and Services (herein “Products and Services”).

**1.2 OBJECTIVES**

- A. Provide a comprehensive competitively solicited Master Agreement offering Products and Services to Participating Public Agencies;
- B. Establish the Master Agreement as a Supplier’s primary offering to Participating Public Agencies;
- C. Achieve cost savings for Suppliers and Participating Public Agencies through a single competitive solicitation process that eliminates the need for multiple bids or proposals;
- D. Combine the volumes of Participating Public Agencies to achieve cost effective pricing;
- E. Reduce the administrative and overhead costs of Suppliers and Participating Public Agencies through state of the art ordering and delivery systems;
- F. Provide Participating Public Agencies with environmentally responsible products and services.

**1.3 GENERAL DEFINITION OF PRODUCTS AND/OR SERVICES**

Proposers are expected to propose the broadest possible selection of Rental Equipment that they offer commercially. The intent of this solicitation is to provide Participating Public Agencies with turnkey solutions to meet their various needs. Therefore, the Suppliers should have demonstrated experience in providing and installing the Products and Services as defined in this RFP, including but not limited to the following categories:

- 1) **Construction Equipment – Heavy, Medium, and Light Equipment**
- 2) **Arial Lifts and Scaffold**
- 3) **Earth Moving Equipment**
- 4) **Electrical Tools, Power Equipment, and General Construction Tools**
- 5) **Material Handling Equipment**
- 6) **Facility Maintenance and Cleaning Equipment**
- 7) **HVAC Equipment**
- 8) **Pumps**
- 9) **Generators**
- 10) **Snow Removal Equipment**

## Section 1

### U.S. Communities Overview and Requirements

- 11) **Safety Equipment**
- 12) **Portable Sign Boards**
- 13) **Portable Traffic Signals and Road Barricades**
- 14) Refuse Trucks
- 15) **Services** - The complete listing of Services available from the Supplier such as, but not limited to, delivery and installation, repair and/or maintenance, equipment training programs, safety training programs, removal, and any other related Services to provide customer support.
- 16) **Purchase Option** – the resulting contract should include options for Participating Public Agencies who may wish to purchase equipment, either new or used.
- 17) **Leasing Option**- the resulting contract should include options for Participating Public Agencies who may wish to lease equipment. These options may include lease only and/or lease to purchase. Financing may be offered.

#### 1.4 U.S. COMMUNITIES BACKGROUND

U.S. Communities Government Purchasing Alliance (herein “U.S. Communities”) helps Participating Public Agencies reduce the cost of purchased goods through strategic sourcing that combines the purchasing power of public agencies nationwide. This is accomplished through an award of competitively solicited contracts for high quality products and services by large and well recognized public agencies (herein “Lead Public Agencies”). The contracts are available for use by the respective Lead Public Agency and, also, by other Participating Public Agencies.

##### 1.4.1 National Sponsors

U.S. Communities is jointly sponsored by the National Association of Counties (NACo), the National League of Cities (NLC), the Association of School Business Officials International (ASBO), the United States Conference of Mayors (USCM) and the National Governors Association (NGA) (herein “National Sponsors”).

##### 1.4.2 Advisory Board

The U.S. Communities Advisory Board is made up of key government purchasing officials from across the United States.

Each [Advisory Board Member](#) is expected to actively participate in solicitations, participate in policy direction, and share expertise and purchasing innovations.

**Section 1****U.S. Communities Overview and Requirements***Current U.S. Communities Advisory Board Members*

Auburn University, AL	Great Valley School District, PA
Beaverton School District, OR	Harford County Public Schools, MD
City and County of Denver, CO	Hennepin County, MN
City of Charlotte, NC	Los Angeles County, CA
City of Chicago, IL	Maricopa County, AZ
City of El Paso, TX	Miami-Dade County, FL
City of Houston, TX	North Carolina State University, NC
City of Kansas City, MO	Onondaga County, NY
City of Los Angeles, CA	Port of Portland, OR
City of Ocean City, NJ	Prince William County Schools, VA
City of Seattle, WA	San Diego Unified School District, CA
Cobb County, GA	State of Iowa, IA
Denver Public Schools, CO	State of Louisiana, LA
Emory University, GA	The Ohio State University, OH
Fairfax County, VA	The School District of Collier County
Fresno Unified School District, CA	

**1.4.3 Participating Public Agencies**

Today more than 55,000 public agencies utilize U.S. Communities Contracts and suppliers to procure over \$2.0 Billion Dollars in Products and Services annually. Each month more than 500 new public agencies register to participate. The continuing rapid growth of public agency participation is fueled by the program's proven track record of providing public agencies unparalleled value.

The Supplier(s) must communicate directly with any Participating Public Agency concerning the placement of orders, issuance of the purchase order, Contractual disputes, invoicing, and payment.

City of Charlotte, North Carolina is acting as "Contracting Agent" for the Participating Public Agencies and shall **not** be held liable for any costs, damages, expenses, fees, liabilities, etc. incurred by any other Participating Public Agency.

Each Participating Public Agency enters into a Master Intergovernmental Cooperative Purchasing Agreement (MICPA) outlining the terms and conditions that allow access to the Lead Public Agencies' Master Agreements. Under the terms of the MICPA, the procurement by the Participating Public Agency shall be construed to be in accordance with, and governed by, the laws of the state in which the Participating Public Agency resides. A copy of the MICPA is attached in Section 8.

**1.4.4 Estimated Volume**

The estimated dollar volume of Products and Services purchased under the proposed Master Agreement is \$150 Million Dollars annually. This estimate is based on the anticipated volume of the Lead Public Agency, the U.S. Communities Advisory Board members, and current sales within the U.S. Communities program. While there is no minimum quantity of Products

## Section 1

### U.S. Communities Overview and Requirements

required to be purchased under the proposed Master Agreement, City of Charlotte and the U.S. Communities Advisory Board Members are committed to utilizing the Master Agreement. The Advisory Board members shall determine if the Master Agreement is of value to their agency, and will promote the Master Agreement among other public agencies nationwide. The Advisory Board in 2017 purchased more than \$160 Million Dollars of Products and Services from existing U.S. Communities Contracts.

#### 1.4.5 Marketing Support

U. S. Communities provides marketing support for each Supplier's products through the following:

- National Sponsors as referenced above,
- Over 90 State and Regional Sponsors,
- Sales and marketing personnel that directly promote the U.S. Communities Suppliers to Participating Public Agencies through public agency meetings, webinars, direct mail, email, online and print advertising, social media, articles, and exhibiting and presenting at national and local trade shows.
- U.S. Communities provides Suppliers government sales training and a host of marketing and sales management tools to effectively increase sales through U.S. Communities.

#### 1.4.6 Multiple Awards

Multiple awards may be issued as a result of the solicitation. Multiple Awards will ensure that any ensuing Master Agreements fulfill current and future requirements of the diverse and large number of Participating Public Agencies. The City of Charlotte reserves the right to award the Contract locally and/or nationally in the aggregate, by section, multiple award, primary, secondary, and tertiary, whichever is in the best interest of the City of Charlotte and Participating Public Agencies as a result of this solicitation.

#### 1.4.7 Evaluation of Proposals

Proposals will be evaluated by the Lead Public Agency in accordance with, and subject to, the relevant statutes, ordinances, rules and regulations that govern its procurement practices.

U.S. Communities Advisory Board members and other Participating Public Agencies will assist the Lead Public Agency in evaluating proposals. The Supplier(s) that respond(s) affirmatively meets the requirements of this Request for Proposal and provides the best overall value will be eligible for a Contract award. U.S. Communities reserves the right to make available or not make available Master Agreements awarded by a Lead Public Agency to Participating Public Agencies.

#### 1.4.8 Format of Proposals

Respondents should provide their response in a single document that includes page numbers so evaluators can easily reference sections of the response. Information should be organized in the same way as the RFP is structured, meaning each question in the RFP should be shown directly followed by the proposer's response.

## Section 1

### U.S. Communities Overview and Requirements

#### SUPPLIER QUALIFICATIONS

#### 1.5 SUPPLIERS

##### 1.5.1 Commitments

U.S. Communities views the relationship with an awarded Supplier as an opportunity to provide maximum benefit to both the Participating Public Agencies and to the Supplier.

The successful foundation of the partnership requires commitments from both U.S. Communities and the Supplier. U.S. Communities requires the Supplier to make the four commitments set forth below (Corporate, Pricing, Economy, and Sales) to ensure that Supplier is providing the highest level of public benefit to Participating Public Agencies:

(a) **Corporate Commitment.**

(i) The pricing, terms and conditions of the Master Agreement shall, at all times, be Supplier's primary Contractual offering of Products and Services to Public Agencies. All of Supplier's direct and indirect marketing and sales efforts to Public Agencies shall demonstrate that the Master Agreement is Supplier's primary offering and not just one of Supplier's Contract options.

(ii) Supplier's sales force (including inside, direct and/or authorized dealers, distributors and representatives) shall always present the Master Agreement when marketing Products or Services to Public Agencies.

(iii) Supplier shall advise all Public Agencies that are existing customers of Supplier as to the pricing and other value offered through the Master Agreement.

(iv) Upon authorization by a Public Agency, Supplier shall transition such Public Agency to the pricing, terms and conditions of the Master Agreement.

(v) Supplier shall ensure that the U.S. Communities program and the Master Agreement are actively supported by Supplier's senior executive management.

(vi) Supplier shall provide a national/senior management level representative with the authority and responsibility to ensure that the Supplier's Commitments are maintained at all times. Supplier shall also designate a lead referral contact person who shall be responsible for receiving communications from U.S. Communities concerning new Participating Public Agency registrations and for ensuring timely follow-up by Supplier's staff to requests for contact from Participating Public Agencies. Supplier shall also provide the personnel necessary to implement and support a supplier-based internet web page dedicated to Supplier's U.S. Communities program and linked to U.S. Communities' website and shall implement and support such web page.

(vii) Supplier shall demonstrate in its procurement solicitation response and throughout the term of the Master Agreement that national/senior management fully supports the U.S. Communities

**Section 1****U.S. Communities Overview and Requirements**

program and its commitments and requirements. National/Senior management is defined as the executive(s) with Companywide authority.

(viii) Where Supplier has an existing Contract for Products and Services with a state, Supplier shall notify the state of the Master Agreement and transition the state to the pricing, terms and conditions of the Master Agreement upon the state's request. Regardless of whether the state decides to transition to the Master Agreement, Supplier shall primarily offer the Master Agreement to all Public Agencies located within the state.

**(b) Pricing Commitment.**

(i) Supplier represents to U.S. Communities that the pricing offered under the Master Agreement is the lowest overall available pricing (net to purchaser) on Products and Services that it offers to Public Agencies. Supplier's pricing shall be evaluated on either an overall project basis or the Public Agency's actual usage for more frequently purchased Products and Services.

(ii) Contracts Offering Lower Prices. If a pre-existing Contract and/or a Public Agency's unique buying pattern provide one or more Public Agencies a lower price than that offered under the Master Agreement, Supplier shall match that lower pricing under the Master Agreement and inform the eligible Public Agencies that the lower pricing is available under the Master Agreement. If an eligible Public Agency requests to be transitioned to the Master Agreement, Supplier shall do so and report the Public Agency's purchases made under the Master Agreement going forward. The price match only applies to the eligible Public Agencies. Below are three examples of Supplier's obligation to match the pricing under Supplier's Contracts offering lower prices.

- (A) Supplier holds a state Contract with lower pricing that is available to all Public Agencies within the state. Supplier would be required to match the lower state pricing under the Master Agreement and make it available to all Public Agencies within the state.
- (B) Supplier holds a regional cooperative Contract with lower pricing that is available only to the ten cooperative members. Supplier would be required to match the lower cooperative pricing under the Master Agreement and make it available to the ten cooperative members.
- (C) Supplier holds a Contract with an individual Public Agency. The Public Agency Contract does not contain any cooperative language and therefore other Public Agencies are not eligible to utilize the Contract. Supplier would be required to match the lower pricing under the Master Agreement and make it available only to the individual Public Agency.



**Section 1****U.S. Communities Overview and Requirements**

(iii) Deviating Buying Patterns. Occasionally U.S. Communities and Supplier may interact with a Public Agency that has a buying pattern or terms and conditions that considerably deviate from the normal Public Agency buying pattern and terms and conditions, and causes Supplier's pricing under the Master Agreement to be higher than an alternative Contract held by Supplier. This could be created by a unique end-user preference or requirements. In the event that this situation occurs, Supplier may address the issue by lowering the price under the Master Agreement on the item(s) causing the large deviation for that Public Agency. Supplier would not be required to lower the price for other Public Agencies.

(iv) Supplier's Options in Responding to a Third Party Procurement Solicitation. While it is the objective of U.S. Communities to encourage Public Agencies to piggyback on to the Master Agreement rather than issue their own procurement solicitations, U.S. Communities recognizes that for various reasons some Public Agencies will issue their own solicitations. The following options are available to Supplier when responding to a Public Agency solicitation:

- (A) Supplier may opt not to respond to the procurement solicitation. Supplier may make the Master Agreement available to the Public Agency as a comparison to its solicitation responses.
- (B) Supplier may respond with the pricing, terms and conditions of the Master Agreement. If Supplier is awarded the Contract, the sales would be reported as sales under the Master Agreement.
- (C) If competitive conditions require pricing lower than the standard Master Agreement pricing, Supplier may submit lower pricing through the Master Agreement. If Supplier is awarded the Contract, the sales would be reported as sales under the Master Agreement. Supplier would not be required to extend the lower price to other Public Agencies.
- (D) Supplier may respond to the procurement solicitation with pricing that is higher (net to buyer) than the pricing offered under the Master Agreement. If awarded a Contract, Supplier shall still be bound by all obligations set forth in this Section 3.3, including, without limitation, the requirement to continue to advise the awarding Public Agency of the pricing, terms and conditions of the Master Agreement.
- (E) Supplier may respond to the procurement solicitation with pricing that is higher (net to buyer) than the pricing offered under the Master Agreement and if an alternative response is permitted, Supplier may offer the pricing

**Section 1****U.S. Communities Overview and Requirements**

under the Master Agreement as an alternative for consideration.

(c) **Economy Commitment.** Supplier shall demonstrate the benefits, including the pricing advantage, of the Master Agreement over alternative options, including competitive solicitation pricing and shall proactively offer the terms and pricing under the Master Agreement to Public Agencies as a more effective alternative to the cost and time associated with such alternate Proposals and solicitations.

(d) **Sales Commitment.** Supplier shall market the Master Agreement through Supplier's sales force or dealer network that is properly trained, engaged and committed to offering the Master Agreement as Supplier's primary offering to Public Agencies. Supplier's sales force compensation and incentives shall be greater than or equal to the compensation and incentives earned under other Contracts to Public Agencies.

(i) **Supplier Sales.** Supplier shall be responsible for proactive sales of Supplier's Products and Services to Public Agencies and the timely follow-up to sales leads identified by U.S. Communities. Use of product listings, targeted advertising, direct mail, online marketing and other sales initiatives are encouraged. All of Supplier's sales materials targeted towards Public Agencies shall include the U.S. Communities logo. U.S. Communities hereby grants to Supplier, during the term of this Agreement, a non-exclusive, revocable, non-transferable, license to use the U.S. Communities name, trademark, and logo solely to perform its obligations under this Agreement, and for no other purpose. Any goodwill, rights, or benefits derived from Supplier's use of the U.S. Communities name, trademark, or logo shall inure to the benefit of U.S. Communities. U.S. Communities shall provide Supplier with its logo and the standards to be employed in the use of the logo. During the term of the Agreement, the Supplier shall provide U.S. Communities with its logo and the standards to be employed in the use of the logo for purposes of reproducing and using Supplier's name and logo in connection with the advertising, marketing and promotion of the Master Agreement to Public Agencies. Supplier shall assist U.S. Communities by providing camera-ready logos and by participating in related trade shows and conferences. At a minimum, Supplier's sales initiatives shall communicate that (i) the Master Agreement was competitively solicited by the Lead Public Agency, (ii) the Master Agreement provides the Supplier's best overall pricing and value to eligible agencies, (iii) there is no cost to Participating Public Agencies, and (iv) the Master Agreement is a non-exclusive Contract.

(ii) **Branding and Logo Compliance.** Supplier shall be responsible for complying with the U.S. Communities branding and logo standards and guidelines. Prior to use by Supplier, all U.S. Communities related marketing material must be submitted to U.S. Communities for review and approval.

(iii) **Sales Force Training.** Supplier shall train its national sales force on the Master Agreement and U.S. Communities program. U.S. Communities

**Section 1****U.S. Communities Overview and Requirements**

shall be available to train on a national, regional or local level and generally assist with the education of sales personnel.

- (iv) Participating Public Agency Access. Supplier shall establish the following communication links to facilitate customer access and communication:
  - (A) A dedicated U.S. Communities internet web-based homepage that is accessible from Supplier's homepage or main menu navigation containing:
    - (1) U.S. Communities standard logo with Founding Co-Sponsors logos;
    - (2) Copy of original procurement solicitation;
    - (3) Copy of Master Agreement including any amendments;
    - (4) Summary of Products and Services pricing;
    - (5) Electronic link to U.S. Communities' online registration page; and
    - (6) Other promotional material as requested by U.S. Communities.
  - (B) A dedicated toll-free national hotline for inquiries regarding U.S. Communities.
  - (C) A dedicated email address for general inquiries in the following format: uscommunities@(name of supplier).com.
- (v) Electronic Registration. Supplier shall be responsible for ensuring that each Public Agency has completed U.S. Communities' online registration process prior to processing the Public Agency's first sales order.
- (vi) Supplier's Performance Review. Upon request by U.S. Communities, Supplier shall participate in a performance review meeting with U.S. Communities to evaluate Supplier's performance of the covenants set forth in this Agreement.
- (vii) Supplier Content. Supplier may, from time to time, provide certain graphics, media, and other content to U.S. Communities (collectively "Supplier Content") for use on U.S. Communities websites and for general marketing and publicity purposes. During the term of the Agreement, Supplier hereby grants to U.S. Communities and its affiliates a non-exclusive, worldwide, free, transferrable, license to reproduce, modify, distribute, publically perform, publically display, and use Supplier Content in connection with U.S. Communities websites and for general marketing and publicity purposes, with the right to sublicense each and every such right. Supplier warrants that: (a) Supplier is the owner of or otherwise has the unrestricted right to grant the rights in and to Supplier Content as contemplated hereunder; and (b) the use of Supplier Content and any other materials or Services provided to U.S. Communities as contemplated hereunder will not violate, infringe, or misappropriate the intellectual property rights or other rights of any third party.

**Section 1**  
**U.S. Communities Overview and Requirements**


**1.6 U.S. COMMUNITIES ADMINISTRATION AGREEMENT INFORMATION**

The Agreement outlines the Supplier's general duties and responsibilities in implementing the U.S. Communities Contract.

The Supplier is required to execute the U.S. Communities Administration Agreement unaltered (included in Section Seven) and submit with the supplier's proposal without exception or alteration. Failure to do so will result in disqualification.

## Section 1

### U.S. Communities Overview and Requirements

 <b>New Supplier Implementation Checklist</b>	Target Completion After Award
<b>1. First Conference Call</b>	<b>One Week</b>
Initial Kick Off Call to discuss expectations	
Set Contract Launch Date & Outline Kick Off Plan	
Establish initial contact people & roles/responsibilities	
Supplier Log-In Credentials established	
Set Agency Webinar Dates	
<b>2. Executed Legal Documents</b>	<b>One Week</b>
U.S. Communities Admin Agreement	
Lead Public Agency agreement signed	
<b>3. Program Contact Requirements</b>	<b>One Week</b>
Supplier contacts communicated to U.S. Communities Staff	
Dedicated email	
Dedicated toll free number	
<b>4. Second Conference Call</b>	<b>Two Weeks</b>
Establish Sales Training Webinar Dates	
Complete Supplier Set Up Form	
Complete User Account and User ID Form	
Identify Dates for Senior Management Meeting	
Review Contract Commitments	
<b>5. Marketing Kick Off Call</b>	<b>Two Weeks</b>
Overview of Marketing Requirements	
Establish Timeline for Marketing Deliverables	
Set Weekly Marketing Call	
Discuss Agency Webinar Slides & Set Timeframe for Deliverables	
<b>6. Initial NAM &amp; Staff Training Meetings</b>	<b>Three Weeks</b>
Discuss expectations, roles & responsibilities	
Introduce and review web-based tools	
Review process & expectations of Lead Referral contact with NAM & identified LRC	
<b>7. Senior Management Meeting</b>	<b>Four Weeks</b>
Implementation Process Progress Report	
U.S. Communities & Vendor Organizational Overview	
Supplier Manager to review & further discuss commitments	
<b>8. Review Top Joint Target Opportunities</b>	<b>Five Weeks</b>
Top 10 Local Contracts	
Review top U.S. Communities PPA's	
<b>9. Web Development</b>	
Initiate E-Commerce Conversation	<b>Two Weeks</b>
Product Upload to U.S. Communities site	<b>Five Weeks</b>
<b>10. Sales Training &amp; Roll Out</b>	
Program Manager briefing - Coordinate with NAM	<b>Five Weeks</b>
Initial remote WebEx training for all sales - Coordinate with NAM	<b>Three Weeks</b>
Initiate contact with Advisory Board (AB) members	<b>Six Weeks</b>
Determine PM & Local Metro teams strategy sessions	<b>Six Weeks</b>
<b>11. Marketing – see marketing deliverables checklist as reviewed with marketing contact</b>	<b>Eight Weeks</b>
<b>12. Agency Webinars</b>	<b>Post Launch</b>

## Section 2 Introduction and General Information

### 2. INTRODUCTION

#### 2.1 Objective

The objective of this RFP is to solicit Proposals that will enable the City and Participating Public Agencies (“PPAs”) to determine which Company and Proposed Solution will best meet the City’s needs for providing the Products and Services as requested in this RFP.

#### 2.2 Definitions

As used in this RFP, the following terms shall have the meanings set forth below:

*Acceptance:* Refers to receipt and approval by the City of a Deliverable or Service in accordance with the acceptance process and criteria in the Contract.

*Affiliates:* Refers to all departments or units of the City and all other governmental units, boards, committees or municipalities for which the City processes data or performs Services.

*Biodegradable:* Refers to the ability of an item to be decomposed by bacteria or other living organisms.

*Charlotte Business Inclusion (CBI):* Refers to the Charlotte Business Inclusion office of the City of Charlotte.

*Charlotte Combined Statistical Area (CSA):* Refers to the Charlotte-Gastonia-Salisbury Combined Statistical Area consisting of; (a) the North Carolina counties of Anson, Cabarrus, Cleveland, Gaston, Iredell, Lincoln, Mecklenburg, Rowan, Stanly, and Union; and (b) the South Carolina counties of Chester, Lancaster, and York; a criteria used by Charlotte Business INclusion to determine eligibility to participate in the program.

*City:* Refers to the City of Charlotte, North Carolina.

*Company:* During the solicitation process, refers to a company that has interest in providing the Services. After the solicitation process, refers to a company that has been selected by the City to provide the Services.

*Company Project Manager:* Refers to a specified Company employee representing the best interests of the Company for this Project.

*Contract:* Refers to a written agreement executed by the City and Company for all or part of the Services.

*Deliverables:* Refers to all tasks, reports, information, designs, plans, and other items that the Company is required to deliver to the City in connection with the Contract.

*Documentation:* Refers to all written, electronic, or recorded works that describe the use, functions, features, or purpose of the Deliverables or Services or any component thereof, and which are provided to the City by the Company or its subcontractors, including without limitation all end user manuals, training manuals, guides, program listings, data models, flow charts, and logic diagrams.



## Section 2 Introduction and General Information

<i>Environmentally Preferable Products:</i>	Refers to Products that have a lesser or reduced effect on human health and the environment when compared with competing Products that serves the same purpose. This comparison may consider raw materials acquisition, production, manufacturing, packaging, distribution, reuse, operation, maintenance, or disposal of the product.
<i>Evaluation Committee:</i>	Refers to a City and U.S. Communities appointed Committee that will evaluate Proposals and identify the Company(-ies) best meeting the needs of the City and Participating Public Agencies.
<i>Lead Public Agency:</i>	Refers to the City of Charlotte, North Carolina
<i>Master Agreement:</i>	Refers to the Agreement that is made available by the Lead Public Agency after the successful completion of the competitive solicitation and selection process, wherein Participating Public Agencies may utilize the agreement to purchase Products and Services.
<i>Minority Business Enterprise/MBE:</i>	Refers to a business enterprise that: (a) is certified by the State of North Carolina as a Historically Underutilized Business (HUB) within the meaning of N.C. Gen. Stat. § 143-128.4; (b) is at least fifty-one percent (51%) owned by one or more persons who are members of one of the following groups: African American or Black, Hispanic, Asian, Native American or American Indian; and (c) is headquartered in the Charlotte Combined Statistical Area.
<i>MWSBE:</i>	Refers to SBEs, MBEs and WBEs, collectively.
<i>MWSBE Goal:</i>	If an RFP or Contract has separate Subcontracting Goals for MBEs, WBEs, and/or SBEs, the term MWSBE is a shorthand way to refer collectively to all MBE, WBE, and SBE Goals set for the RFP. In some instances, the City may set one combined goal for MBEs, WBEs, and/or SBEs, in which event the term MWSBE Goal refers to that one, combined goal. In the latter instance, calculated as a percentage, the MWSBE Goal represents the total dollars spent with MBEs, WBEs, and SBEs as a portion of the total Proposal amount, including any contingency.
<i>Participating Public Agency:</i>	Refers to all states, local governments, school districts, and higher education institutions in the United States of American, and other governmental agencies and nonprofit organizations that elect to purchase Products and Services under the Master Agreement.
<i>Post-Consumer Recycled Material:</i>	Refers to material and by-Products which have served their intended end-use by a consumer and have been recovered or diverted from solid waste. It does not include those materials

## Section 2 Introduction and General Information

and by-Products generated from, and commonly reused within, an original manufacturing process.

<i>Products:</i>	Refers to all Products that the Company agrees to provide to the City as part of its Proposal.
<i>Proposal:</i>	Refers to the proposal submitted by a Company for the Products and Services as outlined in this RFP.
<i>Recyclability:</i>	Refers to Products or materials that can be collected, separated or otherwise recovered from the solid waste stream for reuse, or used in the manufacture or assembly of another package or product, through an established recycling program. For Products that are made of both recyclable and non-recyclable components, the recyclable claim should be adequately qualified to avoid consumer deception about which portions or components are recyclable.
<i>Recycled Material:</i>	Refers to material and by-Products which have been recovered or diverted from solid waste for the purpose of recycling. It does not include those materials and by-Products generated from, and commonly reused within, an original manufacturing process.
<i>Services:</i>	Refers to the Equipment Rentals and Related Products and Services as requested in this RFP.
<i>Small Business Enterprise/SBE:</i>	Refers to a business enterprise that is certified by the City of Charlotte under Part E of the CBI Policy as meeting all of the requirements for SBE certification.
<i>Specifications and Requirements:</i>	Refers to all definitions, descriptions, requirements, criteria, warranties, and performance standards relating to the Deliverables and Services that are set forth or referenced in: (i) this RFP, including any addenda; (ii) the Documentation; and (iii) any functional and/or technical specifications that are published or provided by the Company or its licensors or suppliers from time to time with respect to all or any part of the Deliverables or Services.
<i>Subcontracting Goals:</i>	Refers to the SBE, MBE, WBE, and MWSBE Goals established by the City for an RFP and resulting Contract.
<i>Women Business Enterprise (WBE):</i>	Refers to a business enterprise that: (a) is certified by the State of North Carolina as a Historically Underutilized Business (HUB) within the meaning of N.C. Gen. Stat. § 143-128.4; (b) is at least fifty-one percent (51%) owned by one or more persons who are female; and (c) is headquartered in the Charlotte Combined Statistical Area.
<i>Work Product:</i>	Refers to the Deliverables and all other programs, algorithms, reports, information, designs, plans and other items developed by the Company in connection with this RFP, and all partial, intermediate or preliminary versions of any of the foregoing.

### 2.3 Accuracy of RFP and Related Documents

## **Section 2**

### **Introduction and General Information**

Each Company must independently evaluate all information provided by the City. The City makes no representations or warranties regarding any information presented in this RFP, or otherwise made available during this procurement process, and assumes no responsibility for conclusions or interpretations derived from such information. In addition, the City will not be bound by or be responsible for any explanation or conclusions regarding this RFP or any related documents other than those provided by an addendum issued by the City. Companies may not rely on any oral statement by the City or its agents, advisors, or consultants.

If a Company identifies potential errors or omissions in this RFP or any other related documents, the Company should immediately notify the City of such potential discrepancy in writing. The City may issue a written addendum if the City determines clarification necessary. Each Company requesting an interpretation will be responsible for delivering such requests to the City's designated representative as directed in this RFP Section 3.3.

#### **2.4 City's Rights and Options**

The City reserves the right, at the City's sole discretion, to take any action affecting this RFP, this RFP process, or the Services or facilities subject to this RFP that would be in the best interests of the City, including:

- 2.4.1** To supplement, amend, substitute, or otherwise modify this RFP, including the schedule, or to cancel this RFP, at any time;
- 2.4.2** To require any Companies to supplement or clarify its Proposal or provide additional information relating to its Proposals;
- 2.4.3** To investigate the qualifications, experience, capabilities, and financial standing of each Company submitting a Proposal;
- 2.4.4** To waive any defect or irregularity in any Proposal received;
- 2.4.5** To reject any or all Proposals;
- 2.4.6** To share the Proposals with City employees and contractors in addition to the Evaluation Committee as deemed necessary by the City;
- 2.4.7** To award all, none, or any part of the Services and enter into Contracts with one or more of the responding Companies deemed by the City to be in the best interest of the City, which may be done with or without re-solicitation;
- 2.4.8** To discuss and negotiate with any Company(-ies) their Proposal terms and conditions, including but not limited to financial terms; and
- 2.4.9** To terminate discussions and negotiations with any Company at any time and for any reason.

#### **2.5 Expense of Submittal Preparation**

The City accepts no liability, and Companies will have no actionable claims, for reimbursement of any costs or expenses incurred in participating in this solicitation process. This includes expenses and costs related to Proposal submission, submission of written questions, attendance at pre-proposal meetings or evaluation interviews, contract negotiations, or activities required for contract execution.

#### **2.6 Proposal Conditions**

The following terms are applicable to this RFP and the Company's Proposal.

- 2.6.1** RFP Not An Offer

## Section 2

### Introduction and General Information

This RFP does not constitute an offer by the City. No binding contract, obligation to negotiate, or any other obligation shall be created on the part of the City unless the City and the Company execute a Contract. No recommendations or conclusions from this RFP process concerning the Company shall constitute a right (property or otherwise) under the Constitution of the United States or under the Constitution, case law, or statutory law of North Carolina.

#### 2.6.2 Trade Secrets and Personal Identification Information /Confidentiality

Upon receipt at the Procurement Management Division, all materials submitted by a Company (including the Proposal) are considered public records except for (1) material that qualifies as “trade secret” information under N.C. Gen. Stat. § 66-152 et seq. (“Trade Secrets”) or (2) “personal identification information” protected by state or federal law, to include, but not be limited to, social security numbers, bank account numbers, and driver’s license numbers (“Personal Identification Information” or “PII”). After the Proposal due date, the Evaluation Committee, other City staff, and members of the general public who submit public records requests may review the Proposal.

The public disclosure of the contents of a Proposal or other materials submitted by a Company is governed by N.C. Gen. Stat. §§ 132 and 66-152 et seq.. If any Proposal contains Trade Secrets or PII, such Trade Secrets and PII must be specifically and clearly identified in accordance with this Section 2.6.2.

Any Trade Secrets or PII submitted by a Company must be clearly segregated from the rest of the Proposal. For hard copy Proposals, it must be submitted in a separate, sealed envelope, marked either “Personal Identification Information – Confidential” or “Trade Secret—Confidential and Proprietary Information.” For electronic submissions it must also be submitted on a separate CD or flash drive. In both hard copy or electronic format, the confidentiality caption stated above must appear on each page of the Trade Secret or PII materials.

By submitting a Proposal, each Company agrees that the City may reveal any Trade Secret materials and PII contained therein to all City staff and City officials involved in the selection process, and to any outside consultant or other third parties who serve on the Evaluation Committee or who are hired or appointed by the City to assist in the evaluation process.

Furthermore, each Company agrees to indemnify and hold harmless the City and each of its officers, employees, and agents from all costs, damages, and expenses incurred in connection with refusing to disclose any material that the Company has designated as a trade secret. The City may disqualify and Company that designates its entire Proposal as a trade secret, or any portion thereof that clearly does not qualify under applicable law as a Trade Secret.

#### 2.6.3 Amendments to RFP

If the City amends this RFP, addenda will be posted to the IPS and Charlotte NC websites at [www.ips.state.nc.us](http://www.ips.state.nc.us), and <http://charlottenc.gov/DoingBusiness/Pages/ContractOpportunities.aspx> RFP# 269-2018-047. Companies are required to acknowledge receipt of each

## Section 2

### Introduction and General Information

addendum by including the Addenda Receipt Confirmation Form (Section 6, Form 2) with their Proposals.

#### 2.6.4 Proposal Terms Firm and Irreversible

The signed Proposal shall be considered a firm offer on the part of the Company. The City reserves the right to negotiate price and other terms. All Proposal elements (including all statements, claims, declarations, prices, and specifications) shall be considered firm and irrevocable for purposes of future Contract negotiations unless specifically waived in writing by the City. The Company chosen for award should be prepared to have its Proposal and any relevant correspondence incorporated into the Contract, either in part or in its entirety, at the City's election.

#### 2.6.5 Proposal Binding for 180 Days

Section 6, Form 3 contains a statement to the effect that the Proposal is a firm offer for one-hundred-eighty (180) calendar day period from the date of the opening. This statement must be signed by an individual authorized to bind the Company. All prices quoted shall be firm and fixed for the full Contract period. The City shall have the option to accept subject to exception by Contract.

#### 2.6.6 Charlotte Business INclusion Program

Pursuant to Charlotte City Council's adoption of the Charlotte Business INclusion (CBI) Policy, the CBI program promotes diversity, inclusion, and local business opportunities in the City's contracting and procurement process for Minority, Women, and Small Business Enterprises (MWSBEs) headquartered in the Charlotte Combined Statistical Area (CSA). The CBI Policy is posted at: [www.charlottebusinessinclusion.com](http://www.charlottebusinessinclusion.com).

The City is committed to promoting opportunities for maximum participation of certified MWSBEs on City funded contracts at both the Prime and Subcontract level. For MWSBE participation to count towards a Goal, MWSBEs must meet both the certification and geographic requirements as detailed throughout this solicitation and in the CBI Policy.

Companies responding to this RFQ are required to provide an MWSBE Participation Plan (Section 6, Form 5), describing your approach and past history with MWSBE utilization. The Participation Plan should include at a minimum the following elements:

- Identify MWSBE vendors you propose to use on the project;
- Identify outreach efforts that will be employed by the Company to maximize MWSBE inclusion throughout the life of the project;
- Identify specific scopes of work to be performed by MWSBEs;
- Document the overall percentage to be committed to MWSBEs; and
- Describe your approach and past history utilizing MWSBEs (include a list of past projects and your MWSBE utilization on said projects).
- The City has established the following MWSBE Goals for all development, planning, design, consulting, pre-construction and construction work, and for any other work, services and products provided on the Project:

## Section 2 Introduction and General Information

**This Project has an aggregate MWSBE Goal of 10% for the City of Charlotte usage estimated to be \$800,000 annually:** The total work performed by MWSBEs in the aggregate.

You are highly encouraged to consider any and all possibilities for MWSBE participation. A complete list of City certified SBEs and City registered MWBEs is available at [www.charlottebusinessinclusion.com](http://www.charlottebusinessinclusion.com). Please note, when identifying MBEs for inclusion towards the established MBE Goal, only HUB certified **Aggregate MWSBE Goal 10%**: The total work performed by MWSBEs in the aggregate.

### 2.6.7 Subcontracting

The Company given contract award shall be the prime contractor and shall be solely responsible for contractual performance. In the event of a subcontracting relationship, the Company shall remain the prime contractor and will assume all responsibility for the performance of the Services that are supplied by all subcontractors. The City retains the right to approve all subcontractors.

### 2.6.8 Equal Opportunity

The City has an equal opportunity purchasing policy. The City seeks to ensure that all segments of the business community have access to supplying the goods and Services needed by City programs. The City provides equal opportunity for all businesses and does not discriminate against any Companies regardless of race, color, religion, age, sex, and national origin or disability.

### 2.6.9 Use of City's Name.

No advertising, sales promotion or other materials of the Company or its agents or representatives may identify or reference the City in any manner absent the prior written consent of the City.

### 2.6.10 Withdrawal for Modification of Proposals

Companies may change or withdraw a previously-submitted Proposal at any time prior to the Proposal due date. Only formal written requests addressed in the same manner as the Proposal and received by the City prior to the Proposal due date will be accepted. The request must be in a sealed envelope that is plainly marked "**Modifications to Proposal.**" No oral modifications will be allowed. If the Company complies with this Section, after the Proposal due date, the Proposal, will be withdrawn or corrected in accordance with the written request(s).

### 2.6.11 No Bribery

In submitting a response to this RFP, each Company certifies that neither it, any of its affiliates or subcontractors, nor any employees of any of the foregoing has bribed, or attempted to bribe, an officer or employee of the City in connection with the Contract.

### 2.6.12 Exceptions to the RFP

Other than exceptions that are stated in compliance with this Section and Section 5.1.5, each Proposal shall be deemed to agree to comply with all terms, conditions, specifications, and requirements of this RFP including the Sample Contract language included in Exhibit A. An "exception" is defined as the Company's inability or unwillingness to meet a term, condition,



## Section 2

### Introduction and General Information

specification, or requirement in the manner specified in the RFP including the Sample Contract language included as Exhibit A. All exceptions taken must be identified and explained in writing in your Proposal and must specifically reference the relevant section(s) of this RFP. If the Company provides an alternate solution when taking an exception to a requirement, the benefits of this alternative solution and impact, if any, on any part of the remainder of the Company's solution, must be described in detail.

#### 2.6.13 Fair Trade Certifications

By submitting a Proposal, the Company certifies that:

- The prices in its Proposal have been arrived at independently, without consultation, communication, or agreement with anyone, as to any matter relating to such prices for the purpose of restricting competition;
- Unless otherwise required by law, the prices quoted in its Proposal have not been knowingly disclosed by the Company and will not knowingly be so disclosed prior to the Proposal due date; and
- No attempt has been made or will be made by the Company to induce any other person or firm to submit or not to submit a Proposal for the purpose of restricting competition.

#### 2.6.14 Companies' Obligation to Fully Inform Themselves

Companies or their authorized representatives must fully inform themselves as to all conditions, requirements, and specifications of this RFP before submitting Proposals. Failure to do so will be at the Company's own risk.

#### 2.6.15 Environmentally Preferable Purchasing

The City promotes the practice of Environmentally Preferable Purchasing (EPP) in acquiring Products or Services. Applicable EPP attributes that may be taken into consideration as environmental criterion include the following:

Recycled content	Recyclability
Post-Consumer Recycled Material	Biodegradability

Companies able to supply Products or Services containing any of the applicable environmentally preferable attributes that meet performance requirements are encouraged to offer them in the Proposal. Companies must provide certification of environmental standards and other environmental claims, such as recycled content and emissions data or a formal statement signed by a senior company official.

## Section 3 Procurement Process

### 3 PROCUREMENT PROCESS

This Section 3 contains information about the procurement process for this Project.

#### 3.1 Schedule and Process

The following chart shows the schedule of events for the conduct of this RFP. The key events and deadlines for this process are as follows, some of which are set forth in more detail in the Sections that follow:

DATE	EVENT
May 22, 2018	<i>Issuance of RFP.</i> The City issues this RFP.
June 1, 2018	<i>Request for Proposals Acknowledgement.</i> Companies that intend to submit a Proposal shall submit the RFP Acknowledgement Form on this date to the email or fax number listed in Section 3.3.
June 1, 2018	<i>Submission of Written Questions Prior to Pre-Proposal Conference.</i> Companies are permitted to submit written questions, for purposes of clarifying this RFP. All submissions must be pursuant to the instructions in Section 3.3 by 5:00 p.m.
June 6, 2018	<i>Non-Mandatory Pre-Proposal Conference</i> to be held at the location indicated in Section 3.4 at 1:00 p.m.
June 8, 2018	<i>Submission of Written Questions After the Pre-Proposal Conference.</i> Questions are due by 5:00 p.m.
June 26, 2018	<i>Proposal Submission.</i> Proposals are due by 2:00 p.m. at the Procurement Management Division, CMGC 9 <sup>th</sup> Floor.
July 24-26, 2018	<i>Evaluation.</i> The Evaluation Committee will assess each Proposal and conduct evaluation activities with Companies.
September 10, 2018	<i>Contract Award by Charlotte City Council.</i>
January 1, 2019	<i>Services commence.</i> Company begins providing the Services.

#### 3.2 Intent to Propose

Please acknowledge receipt of this RFP via facsimile by **June 1, 2018** using the Request for Proposals Acknowledgement Form located in Section 6, Form 1. Complete the form in its entirety advising the City of your firm's intention to submit or not submit a Proposal. Fax or email a copy of the completed and signed form to the number or email address listed in paragraph 3.3 below, Attention: Karen Ewing. The City strongly encourages Companies to submit this form prior to the Pre-Proposal conference but Companies shall not be precluded from submitting a Proposal if they fail to submit this form.

#### 3.3 Interpretations and Addenda

There are two (2) ways to ask questions about this RFP: (1) submit a question in writing to the Procurement Officer at the e-mail address listed below; or (2) ask a question at the Pre-Proposal Conference. Other than these permitted questions, Companies should refrain from contacting City staff prior to the Proposal Due Date. The City is not bound by any statements, representations or clarifications regarding this RFP other than those provided in writing by the Procurement Officer.

## Section 3 Procurement Process

Karen Ewing, Deputy Chief Procurement Officer  
City of Charlotte  
Procurement Management  
600 East 4<sup>th</sup> Street, CMGC 9<sup>th</sup> Floor  
Charlotte, NC 28202  
RFP # 269-2018-047  
Fax: 704-632-8254  
E-mail: [kewing@charlottenc.gov](mailto:kewing@charlottenc.gov)

When submitting questions, please reference the RFP page and topic number. In order for questions to be addressed at the Pre-Proposal Conference, they must be submitted by **5:00 p.m. on June 1, 2018**.

After the Pre-Proposal Conference, questions must be submitted in writing by the deadline stated in Section 3.1. In the case of questions not submitted by the deadline, the Procurement Officer will, based on the availability of time to research and communicate an answer, decide whether an answer can be given before the Proposal Due Date. When responding to Service Provider questions or issuing addenda to the RFP, the City will post the answer or information to the Internet at [www.ips.state.nc.us](http://www.ips.state.nc.us), and <http://charlottenc.gov/DoingBusiness/Pages/ContractOpportunities.aspx>, RFP# 269-2018-047. Companies are required to acknowledge their receipt of each addenda by including in the Proposal a completed Addenda Receipt Confirmation Form (Section 6, Form 2).

### 3.4 Pre-Proposal Conference

A Non-Mandatory Pre-Proposal Conference will be conducted on **June 6, 2018, at 1:00 p.m.** The meeting will be held at the Charlotte-Mecklenburg Government Center (CMGC), 600 East Fourth Street, Charlotte, North Carolina 28202, 2<sup>nd</sup> Floor Conference Room #280 or via teleconference at 704-432-5483.

While attendance at the Pre-Proposal Conference is not mandatory, all interested Companies are encouraged to attend. If special accommodations are required for attendance, please notify Karen Ewing in advance of the conference date and time identifying the special accommodations required.

### 3.5 Submission of Proposals

Proposals must be in the format specified in Section 5 of this RFP. Two (2) electronic copy on individual flash drives in a searchable format such as MS Word or Adobe Acrobat and two (2) original Proposals signed in ink by a company official authorized to make a legal and binding offer shall be submitted to the address listed in Section 3.3 above by **JUNE 26, 2018 on or before but no later than 2:00 p.m.** The original Proposal and each of the copies shall be complete and unabridged, and shall not refer to any other copy of the signed and sealed original for any references, clarifications, or additional information.

When received, all Proposals and supporting materials, as well as correspondence relating to this RFP, shall become the property of the City. **Proposals sent by fax or email will not be accepted.**

**Due to security measures at the Charlotte-Mecklenburg Government Center (CMGC), your sealed boxes, including any portions marked as Confidential/Trade Secret, may be searched and thoroughly inspected prior to**

## **Section 3 Procurement Process**

**admittance. Please allow time for this search to take place and to re-seal the box if delivering your Proposal in person to the CMGC.**

Do not arrive at the Charlotte-Mecklenburg Government Center on the Proposal due date for the purposes of reviewing your competitors' Proposals. **The Proposals will not be read aloud or made available to inspect or copy until any trade secret issues have been resolved.** All Proposals will be time-stamped upon receipt and held in a secure place until opening.

### **3.6 Correction of Errors**

The person signing the Proposal must initial erasures or other corrections in the Proposal. The Company further agrees that in the event of any obvious errors, the City reserves the right to waive such errors in its sole discretion. The City, however, has no obligation under any circumstances to waive such errors.

### **3.7 Evaluation**

As part of the evaluation process, the Evaluation Committee may engage in discussions with one or more Companies. Discussions might be held with individual Companies to determine in greater detail the Company's qualifications, to explore with the Company the scope and nature of the required contractual Services, to learn the Company's proposed method of performance and the relative utility of alternative methods, and to facilitate arriving at a Contract that will be satisfactory to the City.

The City may in its discretion require one or more Companies to make presentations to the Evaluation Committee or appear before the City and/or its representatives for an interview. During such interview, the Company may be required to orally and otherwise present its Proposal and to respond in detail to any questions posed. Additional meetings may be held to clarify issues or to address comments, as the City deems appropriate. Companies will be notified in advance of the time and format of such meetings.

Since the City may choose to award a Contract without engaging in discussions or negotiations, the Proposals submitted shall state the Company's best offer for performing the Services described in this RFP.

### **3.8 Proposal Evaluation Criteria**

Proposals will be evaluated based on the Company's ability to meet the performance requirements of this RFP. This section provides a description of the evaluation criteria that will be used to evaluate the Proposals. To be deemed responsive, it is important for the Company to provide appropriate detail to demonstrate satisfaction of each criterion and compliance with the performance provisions outlined in this RFP. The Company's Proposal will be the primary source of information used in the evaluation process. Proposals must contain information specifically related to the proposed Products and Services as requested herein. Failure of any Company to submit information requested may result in the elimination of the Proposal from further evaluation.

Proposals will be assessed to determine the most comprehensive, competitive and best value solution for the City taking into consideration as a minimum response, but not limited to the following criteria:

1. Adherence to all requirements of this RFP.
2. Relevant Qualifications and Experience.

## **Section 3 Procurement Process**

3. National/Corporate Support (including response to all U.S. Communities requirements and inclusion of signed, unaltered Administration Agreement).
4. Range and quality of Products and Services offerings including technological advances, and value added related Services.
5. Proposed Approach and Proposed Solution (including lease/purchase options).
6. Pricing.
7. Financial Qualifications.
8. MWBE, and other factors specified in this Request for Proposals.
9. References.

### **3.9 Qualifications and Experience**

Companies will be evaluated on the background and experience information provided in Section 6, Form 6, and Section 7, Company Worksheet and Company Information for National Program Consideration.

### **3.10 National/Corporate Support**

Companies will be evaluated based on their completed supplier qualifications, company history, national company capabilities and responses to all U.S. Communities requirements included in the RFP.

### **3.11 Product and Services Offering**

Proposals will be evaluated on the selection of Rental Equipment and Services they offer to the City and Participating Public Agencies with turnkey solutions to meet the various needs of all agencies.

### **3.12 Project Approach / Proposed Solution**

Companies will be evaluated based upon their understanding, experience and qualifications in performing the same or substantially similar Services, as reflected by its experience in performing such Services. The evaluation will include references regarding work for organizations with needs similar to the City's, and the feasibility of the Company's approach for the provision of the Services.

### **3.13 Pricing**

Under this criterion, Proposals will be compared in terms of the most reasonable and effective pricing options. The Evaluation Committee will also take into consideration any indirect costs associated with the Services.

### **3.14 MWSBE Subcontractor Utilization**

The City maintains a strong commitment to the inclusion of MWSBEs in the City's contracting and procurement process. For the purposes of this RFP, the City will consider a Company's MWSBE certification and/or MWSBE subcontracting inclusion efforts. To count towards a Department MWSBE Goal, MWSBE certified Companies and/or their MWSBE subcontractors must meet the following certification criteria prior to Proposal submission:

- Be designated as a City certified SBE; and/or
- Be designated as a City registered MBE or WBE

**This Project has an aggregate MWSBE Goal of 10% for the City of Charlotte usage estimated to be \$800,000 annually.** MWSBE utilization is only one (1) criterion considered in the totality of all criteria listed in this Section 3.

### **3.15 Acceptance of the Terms of the Contract**

### **Section 3 Procurement Process**

The City will evaluate the Proposals for compliance with the terms, conditions, requirements, and specifications stated in this RFP including the sample contract language provided in Exhibit A. Regardless of exceptions taken, Companies shall provide pricing based on the requirements and terms set forth in this RFP. Exceptions shall be identified in accordance with Sections 2.6.12 and 5.1.5 of this RFP.

#### **3.16 Contract Award by City Council**

As soon as practical after opening the Proposals, the name of the apparent successful Company will be submitted to the Charlotte City Council for final approval of award. If approved by the Council, the Procurement Management Division will provide Contract documents to the Company. In the event the Council approval is not received within one hundred eighty (180) calendar days after opening of the Proposals, the Company may request that it be released from the Proposal.

#### **3.17 Vendor Inclusion**

The City's vendor management philosophy supports a fair, open, and inclusive process that offers the same access and information to all Companies. Although Companies are not required to be registered in the City's vendor registration system prior to submitting a Proposal, in order to execute a contract with the City and receive payment from the City, all Companies must register with the City's vendor registration system.

Your registration provides the City with baseline information for your company including location, contact and demographic information, as well as your areas of expertise with specific commodity and/or service descriptions. You will also have the opportunity to complete any applicable certifications if your company desires to establish itself as an SBE, MBE, or WBE. The link below will provide you with the opportunity to complete your registration on-line with the City.

<http://charlottenc.gov/vendors>



## **Section 4**

### **Scope of Services**

#### **4 SCOPE OF SERVICES**

##### **4.1 General Scope**

The intent of this RFP is to award a Contract(s) to one or more Companies offering and demonstrating the best overall solution that meets or exceeds the requirements of this RFP and future various Rental Equipment and Services needs of the City and Participating Public Agencies.

Participating Public Agencies may have additional specific requirements that might not be a requirement of the Lead Public Agency. The Proposer agrees to provide additional information or documentation to Participating Public Agencies as may be required per the Master Intergovernmental Cooperative Purchasing Agreement (between the Lead Public Agency and the Participating Public Agency). The Proposer agrees to comply with additional state, or local laws and policies of the individual Participating Public Agencies.

##### **4.2 Product Standards and Service Level Requirements**

All Products offered must be the latest design and technology. It is essential that all Equipment Rentals and Related Products and Services be in compliance with all current and applicable ASTM Standards and other applicable laws and regulations in the state of North Carolina or in accordance with the laws and applicable purchasing policies of the State and locality where the Participating Public Agencies exists.

**4.2.1** Any equipment rented shall be guaranteed to be fully functional and capable of performing the task(s) it was designed to perform under the manufacturer's guidelines. All safety equipment and all associated attachments shall be in place and functioning per the manufacturer's design. Any equipment not functioning properly, or becoming non-functional during operation, shall be picked up and replaced by the Company at no additional charge to the Participating Public Agency during the rental period. Routing repairs not caused by misuse of the equipment shall be provided at no additional cost to the PPA.

**4.2.2** At the time the Participating Public Agency takes possession of the equipment, the Company shall provide information regarding current condition and any visual, pre-existing damage to the equipment. The Company and the PPA will review the equipment condition at the point of delivery as well as at the point of return. No rental fees shall be charged to a Participating Public Agency without the signed receipt of acceptance of the equipment.

**4.2.3** The proposal response shall include a sample of any service agreement or contract that the PPA will be required to sign. The service Agreement shall clearly indicate and describe any and all charges that will be assessed at time of rental. Documents produced for signature after an award is made, which were not submitted with the proposal response, will not be considered or made part of any Contract that results from this solicitation.

**4.2.4** At the time of any rental of equipment under the terms of the resulting Contract, Participating Public Agency representatives may sign the Company's standard Rental Agreement/Delivery Ticket as evidence of receipt of the equipment. Participating Public Agency representatives accepting equipment will not be authorized to obligate or bind the respective

## Section 4

### Scope of Services

agency to contractual terms and conditions; therefore, signature on a Rental Agreement/Delivery Ticket is solely an acknowledgement of receipt of the equipment. Any pre-printed terms on the Rental Agreement/Delivery Ticket shall govern the rental transaction only to the extent the terms are not in addition to, or in conflict of, the terms of the Master Agreement which shall govern all transactions between parties.

#### 4.3 **Optional Lease and/or Purchase of Equipment**

Proposals may include options for the lease and/or purchase of a variety of types of equipment. Lease offerings may include lease only and/or lease with the option to purchase. Purchase of equipment may include new or used equipment and any financing options that may be offered by the Company to a PPA.

**4.3.1 Leased equipment:** Any equipment leased shall be guaranteed to be fully functional and capable of performing the task(s) it was designed to perform under the manufacturer's guidelines. All safety equipment/attachments shall be in place and functioning per the manufacturer's design.

Supplier will not be responsible for maintenance or routine repairs. At the time the PPA takes possession of the equipment, the supplier shall provide information regarding current condition and any visual, pre-existing damage to the equipment. The supplier and the PPA will review the equipment condition at point of delivery as well as point of return. No fees may be charged to a PPA without a signed receipt of acceptance of the equipment.

**4.3.2 Lease or Purchase of New Equipment:** All lease or purchases of new equipment shall be new, unused, fully functional and capable of performing the task(s) it was designed to perform under the manufacturer's guidelines. All available manufacturers' warranties shall apply. No cost may be charged to a PPA without a signed receipt of acceptance of the equipment.

**4.3.3 Lease or Purchase of Used Equipment:** All used equipment shall be fully functional and capable of performing the task(s) it was designed to perform under the manufacturer's guidelines. All available manufacturers' warranties shall apply. No cost may be charged to a PPA without a signed receipt of acceptance of the equipment. All safety equipment/attachments will be in place and functioning per the manufacturer's design. Any visual or pre-existing damage to the equipment shall be clearly defined in writing and signed off on by the Participating Public Agency making the purchase. The supplier and the PPA will review the equipment condition at point of delivery. No fees may be charged to a PPA without a signed receipt of acceptance of the equipment.

#### 4.4 **Pricing**

Proposers must submit a fixed percentage discount off the Company's most current published price list, or other objectively verifiable index, for all Products and Services offered by the Company. The discount percentages offered will apply to the entire Products line (all brands) for each category listed in **Attachment 1 – Discount by Category (first tab)**. Multiple discount levels on various brands or pieces of equipment are acceptable as long as they are clearly noted in the response. Discounts shall be firm for the life of the Contract.

1. All published price lists or other verifiable index must be identified and a copy provided to the City within 24 hours upon request.

## Section 4 Scope of Services

2. Pricing sheets must be submitted in **Excel format** on a flash drive. To obtain an electronic copy of the Pricing sheets (Discounts, Additional Charges, and Market Basket) please email Karen Ewing at [kewing@charlottenc.gov](mailto:kewing@charlottenc.gov). A hard copy of the pricing sheets must also be submitted with the “Original” copy of the Proposal response. Companies shall not alter or revise the Attachments provided by the City in Excel format. **Doing so may result in your proposal being deemed non-responsive.**
  - 4.4.1 **Rental:** Companies must submit a discount by category from published/book rate in **Attachment 1- Discount by Category (first tab)**. Proposers should, also, provide their published rates for rental equipment on a daily, weekly and monthly basis. Prices must include manufacturer mark up, profit, item cost and storage to allow each customer the ability to calculate and verify discount.
  - 4.4.2 **Volume Discounts:** Please include any volume discounts offered to the Lead Public Agency and Participating Public Agencies for all categories included in **Attachment 1 – Discount by Category (first tab)**.
  - 4.4.3 **National Market Basket**  
For price comparison purposes and verification of discounts offered, Proposals must include unit prices for all items provided as **Attachment 1 – National Market Basket (third tab)**. Companies should not consider the Attachment as “core” or high volume items and quantities provided are for evaluation purposes only. Quantities show in the National Market Basket are estimates only and are not guaranteed.
  - 4.4.4 **Lease:** Equipment shall be provided on a monthly basis for a specified term. The Company shall state the various terms (6 month, 12 month, 18 month, 24 month, 36 month, 48 month, etc.) available to PPA and the associated monthly rates. Supplier shall also include in its proposal the costs for PPA’s seeking a lease to purchase option. The lease pricing structure and format shall be left up to the proposing Company to determine, but must be clearly defined and included on **Attachment 1 – Lease Pricing (fourth tab)**.
  - 4.4.5 **Purchase:** Supplier shall provide a discount off of a catalog, published retail list or manufacturer’s list price for the purchase of new or used equipment. The purchase discounts offered to the Lead Public Agency and Participating Public Agencies for all categories included as **Attachment 1 – Purchase Discounts (fifth tab)**.
  - 4.4.6 **Rebates:** Please include any rebates offered to Lead Public Agency and Participating Public Agencies.
  - 4.4.7 **Additional Fees**  
Proposals must include prices for all additional fees provided as **Attachment 1 – Additional Fees (second tab)** to include, but not limited to:
    1. Company must specify all delivery, setup, pickup and related fees.
    2. Other fees, such as insurance, environmental recovery, cleaning, refueling or any other fees must be clearly identified.

#### 4.5 Price Adjustments.

**All proposed pricing shall remain firm for the first year of the subsequent Contract (through December 31, 2019).** Companies may request price increases for consideration at least sixty (60) days prior to each anniversary of the Contract effective date. All

## **Section 4**

### **Scope of Services**

requests must be submitted in writing to City of Charlotte Procurement Management along with documentation of bona fide materials and labor increases for the cost of Products. No adjustments shall be made to compensate a Company for inefficiency in operation or for additional profit. Price decreases shall be accepted at any time during the term of the contract.

#### **4.6 Environmental Purchasing Requirements**

Each Manufacturer must provide documentation of their respective company's environmental sustainability policies, measures, and initiatives with their Proposal response per Section 2.6.15 and Section 7 - U.S. Communities Requirements of this RFP.

#### **4.7 New Products and Services**

New Products and Services may be added to the resulting Contract(s) during the term of the Contract by written amendment, to the extent that those Products and Services are within the scope of this RFP and include, but will not be limited to, new Product added to the Manufacturer's listing offerings, and services which reflect new technology and improved functionality. All requests are subject to review and approval of the City of Charlotte.

#### **4.8 Emergency Response**

Proposal responses must outline their Emergency Response Procedure in case of a natural disaster or emergency situation. Participating Public Agencies may need to rent, lease or purchase equipment during or just after any emergency situation and it is important to provide a detailed outline of the process that clearly states any varied rates in the event of an emergency or natural disaster.

#### **4.9 Training**

The Company shall provide all operational and safety training associated with any equipment included in the resulting Contract. This includes any OSHA required certifications or licenses associated with rental of provided equipment. The Proposal response shall include a complete description of training (methods of delivery, available locations, duration, content, etc.) along with pricing structure for each.

#### **4.10 Installation**

All Products provided under this Contract that require assembly and installation should be performed by the awarded Company's certified installers. All installation work must meet the manufacturer's specifications and industry standards.

#### **4.11 Safety**

All Companies and installers or subcontractors performing services for Charlotte-Mecklenburg are required and shall comply with all Occupational Safety and Health Administration (OSHA), State and County Safety and Occupational Health Standards and any other applicable rules and regulations. The Company and subcontractors shall be held responsible for the safety of their employees and any unsafe acts or conditions that may cause injury or damage to any persons or property within and around the work site area under this contract.

#### **4.12 Warranty**

Proposals should address each of the following:

1. Applicable warranty and/or guarantees of equipment and installations including any conditions and response time for repair and/or replacement of any components during the warranty period.
2. Warranty period start date.
3. Life expectancy of equipment under normal use.

**Section 4**  
**Scope of Services**

4. Detailed information as to proposed return policy on all equipment.

**4.13 Delivery**

Company will be responsible for the delivery, setup and pickup of all equipment at no additional charge to the City or Participating Public Agencies. Timely delivery is important to the City and Participating Public Agencies. The Proposal must include the Company's capabilities to deliver as needed and their willingness to work with each PPA to assure their individual requirements are met.

**4.14 Optional Work**

Company will be required to provide quotations on a case-by-case basis for optional related work as may be required to provide a full turnkey solution to Participating Public Agencies.

**4.15 Reports**

Successful Companies must maintain all records in compliance with federal and state regulations. A statistical report and an annual tabulated report must be submitted electronically to the Lead Public Agency upon request.

**4.16 References**

Proposals must include a minimum of five (5) customer references (see Section 6, Form 7) that Company has provided products and services similar to those outlined in this RFP.

**4.17 Prevailing Wages**

Company must comply with the prevailing wage requirements of each state. Please include any exceptions to this requirement in your proposal response, per Section 2.6.12 of this RFP.

## Section 5 Proposal Content and Format

### 5 PROPOSAL CONTENT AND FORMAT

The City desires all Proposals to be identical in format in order to facilitate comparison. While the City's format may represent departure from the Company's preference, the City requires strict adherence to the format. The Proposal will be in the format described in the Checklist included at the front of this RFP (page i).

The City encourages Proposals to be compatible with the City's waste reduction goals and policies. Therefore, it is desired that all responses meet the following requirements:

- All Proposals be printed 8 1/2" x 11" format with all standard text no smaller than eleven (11) points;
- All copies be printed double-sided;
- All copies be printed on recycled paper (at least 30% post-consumer recovered material and at least 30% total recovered material);
- Unless necessary, all Proposal originals and copies should minimize or eliminate use of non-recyclable or non-reusable materials such as 3-ring binders, plastic report covers, plastic dividers, vinyl sleeves, and GBC binding. Glued materials, paper clips, and staples are acceptable; and
- Materials must be submitted in a format that allows for easy removal and recycling.

**Proposals must also include two (2) flash drives including the entire Proposal in a searchable format such as MS Word or Adobe Acrobat.**

#### 5.1.1 Cover Letter

The Proposal must include a letter of transmittal attesting to its accuracy, signed by an individual authorized to execute binding legal documents. The cover letter shall provide the name, address, telephone and facsimile numbers of the Company along with the name, title, address, email address, telephone and facsimile numbers of the executive that has the authority to contract with the City. The cover letter shall present the Company's understanding of the Project and a summary of the approach to perform the Services.

#### 5.1.2 Executive Summary

The Company shall submit an executive summary, which outlines its Proposal, including the proposed general management philosophy. The executive summary shall, at a minimum, include an identification of the proposed project team, responsibilities of the project team, and a summary of the proposed Services. This section should highlight aspects of this Proposal, which make it superior or unique.

#### 5.1.3 Required Forms

To be deemed responsive to this RFP, Companies must complete, in detail, all Proposal Forms included in Section 6, and Attachment 1.

#### 5.1.4 U.S. Communities Requirements

To be deemed responsive to this RFP, Companies must complete, in detail, all requested information in Section 7.

#### 5.1.5 Exceptions to the RFP

Exceptions must be submitted in accordance with Section 2.6.12 of this RFP. If exceptions are not identified in your Proposal they may not be considered during Contract negotiation and could result in Proposal being rejected from further consideration. If legal counsel needs to review the Sample City Contract prior to signature, reviews must be completed before your Proposal is submitted.



## **Section 5**

### **Proposal Content and Format**

The City intends to enter into a City-drafted Contract with the successful Company that contains the terms and conditions set forth in Exhibit A (“Sample Terms”). The number and extent of any exceptions and proposed additions to the Sample Terms will be one of the City’s evaluation criteria.

Accordingly, each Company must state specifically in its Proposal any exceptions to the Sample Terms, or any such exceptions will be waived. Any Company-proposed additional terms or conditions must also be included in the Proposal, and the City reserves the right to refuse consideration of any terms not so included. Any proposed changes to the Sample Terms after tentative contract award may constitute a material change to the Company’s Proposal and be grounds for revoking the award.

Notwithstanding the foregoing, the City reserves the right to modify the Sample Terms prior to or during contract negotiations if it is in the City’s best interest to do so.

**Section 6  
Required Forms**

**REQUIRED FORM 1 - RFP ACKNOWLEDGEMENT**

**Request For Proposal # 269-2018-047**

**Equipment Rentals and Related Products and Services**

The Company hereby certifies receipt of the Request for Proposals for the City of Charlotte, North Carolina RFP #269-2018-047, Equipment Rentals and Related Products and Services. This form should be completed upon receipt of the City's Request for Proposals and faxed in time for the City to receive it by or before **June 1, 2018**. Failure to submit this form by the designated date shall not preclude the Company from submitting a proposal. Please fax or email the completed Request for Proposals Acknowledgement Form to the attention of:

Karen Ewing  
Deputy Chief Procurement Officer  
Procurement Management  
Fax: 704.632.8254  
Email: [kewing@charlottenc.gov](mailto:kewing@charlottenc.gov)

Date: \_\_\_\_\_

Authorized Signature: \_\_\_\_\_

Title: \_\_\_\_\_

Company Name: \_\_\_\_\_

Contact Name: \_\_\_\_\_

Contact E-mail address: \_\_\_\_\_

Please check the appropriate space below and provide the requested information:

\_\_\_\_\_ **We plan to attend the Pre-Proposal Conference and plan on submitting a Proposal**

Indicate number of attendees: \_\_\_\_\_

\_\_\_\_\_ **We do not plan to attend the Pre-Proposal Conference but plan on submitting a Proposal**

Reason: \_\_\_\_\_

\_\_\_\_\_ **We do not plan to attend the Pre-Proposal Conference and do not plan on submitting a Proposal**

Reason: \_\_\_\_\_

**Section 6  
Required Forms**

**REQUIRED FORM 2 - ADDENDA RECEIPT CONFIRMATION**

**RFP # 269-2018-047**

**Equipment Rentals and Related Products and Services**

Please acknowledge receipt of all addenda by including this form with your Proposal. All addenda will be posted to the NC IPS website at [www.ips.state.nc.us](http://www.ips.state.nc.us) and <http://charlottenc.gov/DoingBusiness/Pages/ContractOpportunities.aspx>.

**ADDENDUM #:**

**DATE ADDENDUM  
DOWNLOADED:**

\_\_\_\_\_  
\_\_\_\_\_  
\_\_\_\_\_  
\_\_\_\_\_  
\_\_\_\_\_  
\_\_\_\_\_

\_\_\_\_\_  
\_\_\_\_\_  
\_\_\_\_\_  
\_\_\_\_\_  
\_\_\_\_\_  
\_\_\_\_\_

I certify that this proposal complies with the Specifications and conditions issued by the City except as clearly marked in the attached copy.

\_\_\_\_\_  
(Please Print Name)

\_\_\_\_\_  
Date

\_\_\_\_\_  
Authorized Signature

\_\_\_\_\_  
Title

\_\_\_\_\_  
Company Name

**Section 6  
Required Forms**

**REQUIRED FORM 3 - PROPOSAL SUBMISSION FORM**

**RFP # 269-2018-047**

**Equipment Rentals and Related Products and Services**

This Proposal is submitted by:

Company Name: \_\_\_\_\_

Representative (printed): \_\_\_\_\_

Address: \_\_\_\_\_

\_\_\_\_\_

City/State/Zip: \_\_\_\_\_

Email address: \_\_\_\_\_

Telephone: \_\_\_\_\_

(Area Code) Telephone Number

Facsimile: \_\_\_\_\_

(Area Code) Fax Number

The representative signing above hereby certifies and agrees that the following information is correct:

1. In preparing its proposal, the Company has considered all proposals submitted from qualified, potential subcontractors and Companies; and has not engaged in or condoned prohibited discrimination. For purposes of this Section, *discrimination* means discrimination in the solicitation, selection, or treatment of any subcontractor, vendor or supplier on the basis of race, ethnicity, gender, age or disability or any otherwise unlawful form of discrimination. Without limiting the foregoing, *discrimination* also includes retaliating against any person or other entity for reporting any incident of *discrimination*.
2. Without limiting any other provision of the solicitation for proposals on this project, it is understood and agreed that, if this certification is false, such false certification will constitute grounds for the City to reject the bid submitted by the Proposer on this Project and to terminate any contract awarded based on such bid.
3. As a condition of contracting with the City, the Company agrees to maintain documentation sufficient to demonstrate that it has not discriminated in its solicitation or selection of subcontractors. The Company further agrees to promptly provide to the City all information and documentation that may be requested by the City from time to time regarding the solicitation and selection of subcontractors. Failure to maintain or failure to provide such information constitutes grounds for the City to reject the bid submitted by the Company or terminate any contract awarded on such bid.
4. As part of its bid or proposal, the Bidder or Proposer shall provide to the City a list of all instances within the past ten years where a complaint was filed or pending against Bidder or Proposer in a legal or administrative proceeding alleging that Bidder or Proposer

**Section 6  
Required Forms**

discriminated against its subcontractors, vendors or suppliers, and a description of the status or resolution of that complaint, including any remedial action taken.

5. The information contained in this Proposal or any part thereof, including its Exhibits, Schedules, and other documents and instruments delivered or to be delivered to the City, is true, accurate, and complete. This Proposal includes all information necessary to ensure that the statements therein do not in whole or in part mislead the City as to any material facts.
6. It is understood by the Company that the City reserves the right to reject any and all Proposals, to make awards on all items or on any items according to the best interest of the City, to waive formalities, technicalities, to recover and re-bid this RFP.
7. This Proposal is valid for one hundred and eighty (180) calendar days from the Proposal due date.

I, the undersigned, hereby acknowledge that my company was given the opportunity to provide exceptions to the Sample Terms as included herein as Exhibit A. As such, I have elected to do the following:

Include exceptions to the sample contract in the following section of my Proposal: \_\_\_\_\_

Not include any exceptions to the Sample Terms.

**Representative (signed):** \_\_\_\_\_

**Section 6  
Required Forms**

**REQUIRED FORM 4 - PRICING WORKSHEET**

**RFP # 269-2018-047**

**Equipment Rentals and Related Products and Services**

Regardless of exceptions taken, Companies shall provide pricing based on the requirements and terms set forth in this RFP and in compliance with Section 4.4. Pricing. Cost must be in United States dollars rounded to the nearest quarter of a dollar.

**Refer to Section 4.4 and Attachment 1**

**Attachment 1 must be completed to include:**

- Tab 1: Discounts by Category
- Tab 2: Additional Charges
- Tab 3: Market Basket
- Tab 4: Lease Pricing
- Tab 5: Purchase Option Pricing

Proposal must include electronic copies (on two separate flash drives) of the Company's entire proposal, including Attachment 1, all required forms, and a verifiable published price list (refer to Section 4.4) which is widely distributed to the marketplace, or other product literature which describes all the products being offered and.

A hard copy of the pricing sheets must also be submitted with the two (2) required "Original" copies of the Proposal response. Companies shall not alter or revise the Attachments provided by the City in Excel format. **Doing so may result in your proposal being deemed non-responsive.**



**Section 6  
Required Forms**



**REQUIRED FORM 5 – M/W/SBE PARTICIPATION PLAN**

**RFP # 269-2018-047**

**Equipment Rentals and Related Products and Services**

The City maintains a strong commitment to the inclusion of MWSBEs in the City’s contracting and procurement process. Companies responding to this RFQ are required to provide an MWSBE Participation Plan as outlined in Section 1.6.6 along with this required Form 4.

The City has established the following MWSBE Goals for all development, planning, design, consulting, pre-construction and construction work, and for any other work, services and products provided on the Project:

- **Aggregate MWSBE Goal 10% for City of Charlotte usage estimated to be \$800,000 annually.**

A list of current registered and certified MWSBEs can be found at: [www.charlottebusinessinclusion.com](http://www.charlottebusinessinclusion.com).

Please indicate if **your company** is any of the following:

\_\_\_ MBE    \_\_\_ WBE    \_\_\_ SBE

<b>List Information for Each MWSBE to be Utilized on this Project:</b>	
<i>Copy this form as needed to list all MWSBEs.</i>	
<b>Firm Name</b>	
<b>Work to be Performed</b>	
<b>Dollar Amount</b>	
<b>Firm Name</b>	
<b>Work to be Performed</b>	
<b>Dollar Amount</b>	
<b>Firm Name</b>	
<b>Work to be Performed</b>	

**Section 6  
Required Forms**

<b>Dollar Amount</b>	
<b>Firm Name</b>	
<b>Work to be Performed</b>	
<b>Dollar Amount</b>	
<b>Firm Name</b>	
<b>Work to be Performed</b>	
<b>Dollar Amount</b>	

**Company Name:** \_\_\_\_\_

**Representative (signed):** \_\_\_\_\_

\_\_\_\_\_  
Date

\_\_\_\_\_  
Representative Name

**Section 6**  
**Required Forms**

**REQUIRED FORM 6 – COMPANY’S BACKGROUND RESPONSE**

**RFP # 269-2018-047**

**Equipment Rentals and Related Products and Services**

Companies shall complete and submit the form below as part of their response to this RFP. Additional pages may be attached as needed to present the information requested.

Question	Response
Company’s legal name	
Company Location (indicate corporate headquarters and location that will be providing the Services).	
How many years has your company been in business? How long has your company been providing the Services as described in Section 4?	
List any projects or Services terminated by a government entity. Please disclose the government entity that terminated and explain the reason for the termination.	
List any litigation that your company has been involved with during the past two (2) years for Services similar to those in this RFP.	
Provide an overview and history of your company.	
If your company is a subsidiary, identify the number of employees in your company or division and the revenues of proposing company or division.	
Identify any certifications held by your company if you are implementing or reselling another company's Products or Services. Include how long the partnership or certification has been effect.	
Describe your company’s complete corporate structure, including any parent companies, subsidiaries, affiliates and other related entities.	
Describe the ownership structure of your company, including any significant or controlling equity holders.	
Explain how your organization ensures that personnel performing the Services are qualified and proficient.	
If your company has been the subject of a dispute or strike by organized labor within the last five (5) years, please describe the circumstances and the resolution of the dispute.	

**Section 6  
Required Forms**

**Required form 7 – References**

**RFP # 269-2018-047**

**Equipment Rentals and Related Products and Services**

Companies shall complete the form below. The City's preference is for references from organizations of similar size or where the Company is performing similar Services to those described herein. If such references are not available, individuals or companies that can speak to the Company's performance are adequate.

<b>Reference 1</b>	
Company Name	
Contact Name	
Phone Number	
<b>Reference 2</b>	
Company Name	
Contact Name	
Phone Number	
<b>Reference 3</b>	
Company Name	
Contact Name	
Phone Number	
<b>Reference 4</b>	
Company Name	
Contact Name	
Phone Number	
<b>Reference 5</b>	
Company Name	
Contact Name	
Phone Number	

**Section 6  
Required Forms**

**REQUIRED FORM 8 – NON-DISCRIMINATION PROVISION**

**RFP #269-2018-047 Equipment Rentals and Related Products and Services**

All requests for Bids or Proposals issued for City Contracts shall include a certification to be completed by the Bidder or Proposer in substantially the following form:

The undersigned Bidder or Proposer hereby certifies and agrees that the following information is correct:

1. In preparing it's the enclosed Bid or Proposal, the Bidder or Proposer has considered all Bids and Bids submitted from qualified, potential subcontractors and Company, and has not engaged in discrimination as defined in **Section 2**.
2. For purposes of this Section, discrimination means discrimination in the solicitation, selection, or treatment of any subcontractor, vendor or supplier on the basis of race, ethnicity, gender, age or disability or any otherwise unlawful form of discrimination. Without limiting the foregoing, discrimination also includes retaliating against any person or other entity for reporting any incident of discrimination.
3. Without limiting any other remedies that the City may have for a false certification, it is understood and agreed that, if this certification is false, such false certification will constitute grounds for the City to reject the Bid or Proposal submitted with this certification, and terminate any Contract awarded based on such Bid or Proposal It shall also constitute a violation of the City's Commercial Non-Discrimination Ordinance and shall subject the Bidder or Proposer to any remedies allowed thereunder, including possible disqualification from participating in City Contracts or Bid processes for up to two years.
4. As a condition of Contracting with the City, the Bidder or Proposer agrees to promptly provide to the City all information and documentation that may be requested by the City from time to time regarding the solicitation and selection of Company and subcontractors in connection with this solicitation process. Failure to maintain or failure to provide such information shall constitute grounds for the City to reject the Bid or Proposal and to any Contract awarded on such Bid or Proposal. It shall also constitute a violation of the City's Commercial Non-Discrimination Ordinance, and shall subject the Bidder or Proposer to any remedies that are allowed thereunder.
5. As part of its Bid, or Proposal, the Bidder or Proposer shall provide to the City a list of all instances within the past ten years where a complaint was filed or pending against Bidder or Proposer in a legal or administrative proceeding alleging that Bidder or Proposer discriminated against its subcontractors, vendors or suppliers, and a description of the status or resolution of that complaint, including any remedial action taken.
6. As a condition of submitting a Bid to the City, the Bidder or Proposer agrees to comply with the City's Commercial Non-Discrimination Policy as described in **Section 2**, Article V of the Charlotte City Code, and consents to be bound by the award of any arbitration conducted thereunder.

NAME OF COMPANY: \_\_\_\_\_

BY: \_\_\_\_\_ TITLE: \_\_\_\_\_

SIGNATURE OF AUTHORIZED OFFICIAL: \_\_\_\_\_

DATE: \_\_\_\_\_

**Section 6  
Required Forms**

**REQUIRED FORM 9 – DEBARMENT CERTIFICATION**

**CERTIFICATION REGARDING DEBARMENT, SUSPENSION AND OTHER RESPONSIBILITY MATTERS**

The bidder, or service provider, as appropriate, certifies to the best of its knowledge and belief that neither it nor any of its officers, directors, managers who will be working under this Contract or persons or entities holding a greater than 10% equity interest in it (collectively “Principals”):

1. Are presently debarred, suspended, proposed for debarment, declared ineligible, or voluntarily excluded from covered transactions by any federal or state department or agency in the United States;
2. Have within a three-year period preceding this proposal been convicted of or had a civil judgment rendered against them for commission of fraud or a criminal offense in connection with obtaining, attempting to obtain, or performing a public (federal, state or local) transaction or contract; violation of federal or state anti-trust or procurement statutes or commission of embezzlement, theft, forgery, bribery, falsification or destruction of records, making false statements, or receiving stolen property;
3. Are presently indicted for or otherwise criminally or civilly charged by a government entity, (federal, state or local) with commission of any of the offenses enumerated in paragraph 2 of this certification; and
4. Have within a three year period preceding this application/proposal had one or more public transactions (federal, state or local) terminated for cause or default.

I understand that a false statement on this certification may be grounds for rejection of this proposal or termination of the award or in some instances, criminal prosecution.. [Select one of the options below by checking associated box and completing associated blanks.]

**Option 1: I certify to all of the above statements.**

**COMPANY NAME:** \_\_\_\_\_

**BY:** \_\_\_\_\_  
*(signature)*

**PRINT NAME:** \_\_\_\_\_

**TITLE:** \_\_\_\_\_

**DATE:** \_\_\_\_\_

**Option 2: I cannot certify to one or more the above statements. Attached is my explanation.**

**COMPANY NAME:** \_\_\_\_\_

**BY:** \_\_\_\_\_  
*(signature)*

**PRINT NAME:** \_\_\_\_\_

**TITLE:** \_\_\_\_\_

**DATE:** \_\_\_\_\_

Note: If unable to certify (Option 2 is selected), the bidder or service provider may still be awarded depending upon the explanation offered.



**Section 7**  
**Required U.S. Communities Information**

**COMPANY WORKSHEET FOR NATIONAL PROGRAM CONSIDERATION**

Suppliers are required to meet specific qualifications for national program consideration. Please respond in the spaces provided after each qualification statement below:

- A. Will pricing for all Products/Services offered be the most competitive pricing offered by your organization to Participating Public Agencies nationally?  
YES \_\_\_ NO \_\_\_
- B. Does your company have the ability to provide products and services to any Participating Public Agency in all 50 states?  
YES \_\_\_ \*NO \_\_\_  
(\*If no, identify the states where you do not have the ability to provide products and services to Participating Public Agencies.)
- C. Does your company have a national sales force, dealer network or distributor with the ability to call on Participating Public Agencies in at least 35 U.S. states?  
YES \_\_\_ \*NO \_\_\_  
(\*If no, identify the states where you have the ability to call on Participating Public Agencies.)
- D. Check which applies for your company sales last year in the United States:  
  - \_\_\_ Sales between \$0 and \$25,000,000
  - \_\_\_ Sales between \$25,000,001 and \$50,000,000
  - \_\_\_ Sales between \$50,000,001 and \$100,000,000
  - \_\_\_ Sales greater than \$100,000,001
- E. Will your company assign a dedicated National Account Manager to support the resulting U.S. Communities contract?  
YES \_\_\_ NO \_\_\_
- F. Does your company maintain records of your Participating Public Agencies' sales that you can and will share with U.S. Communities to monitor program implementation progress?  
YES \_\_\_ NO \_\_\_
- G. Will your company commit to the implementation schedule in Section 1?  
YES \_\_\_ NO \_\_\_
- H. Will the U.S. Communities contract be your lead public offering to Participating Public Agencies?  
YES \_\_\_ NO \_\_\_

---

Submitted by: \_\_\_\_\_

\_\_\_\_\_  
(Printed Name)

\_\_\_\_\_  
(Signature)

\_\_\_\_\_  
(Title)

\_\_\_\_\_  
(Date)

**Section 7**  
**Required U.S. Communities Information**

**SUPPLIER INFORMATION**

Please respond to the following requests for information about your company:

**National Commitments**

1. Please provide a written narrative describing your understanding and acceptance of each of the Supplier Commitments (Corporate, Pricing, Economy and Sales) shown in Section 1.5.

**Company Overview**

1. Provide the total number and location of sales persons employed by your company in the United States.

***Example:***

NUMBER OF SALES REPRESENTATIVES	CITY	STATE
13	Phoenix	AZ
6	San Francisco	CA
10	Atlanta	GA
12	Boise	ID
6	Lexington	KY
5	New Orleans	LA
3	Philadelphia	PA
	Etc.	Etc.
<b>Total: 366</b>		

2. Please provide a narrative of how these sales people would be used to market the contract to eligible agencies across the country. Please describe what you have in place today and your future plans, if you were awarded the contract.
3. Explain how your company will educate its sales force about the Master Agreement.
4. Provide the company annual sales for 2015, 2016 and 2017 in the United States; Sales reporting should be segmented into the following categories:

**Section 7**  
**Required U.S. Communities Information**

<b>SUPPLIER ANNUAL SALES IN THE UNITED STATE FOR 2015, 2016, AND 2017</b>			
<b>Segment</b>	<b>2015 Sales</b>	<b>2016 Sales</b>	<b>2017 Sales</b>
Cities			
Counties			
K-12 (Pubic/Private)			
Higher Education (Public/Private)			
States			
Other Public Sector and Nonprofits			
Federal			
Private Sector			
<b><i>Total Supplier Sales</i></b>			

5. For the **proposed products and services included in the scope of your response**, provide annual sales for 2015, 2016 and 2017 in the United States. Sales reporting should be segmented into the following categories:

<b>SUPPLIER ANNUAL SALES IN THE UNITED STATE FOR 2015, 2016, AND 2017</b>			
<b>Segment</b>	<b>2015 Sales</b>	<b>2016 Sales</b>	<b>2017 Sales</b>
Cities			
Counties			
K-12 (Pubic/Private)			
Higher Education (Public/Private)			
States			
Other Public Sector and Nonprofits			
Federal			
Private Sector			
<b><i>Total Supplier Sales</i></b>			

6. Provide a list of your company's ten largest public agency customers, including contact information.
7. Please list any existing regional and/or national cooperative purchasing programs. Provide the entity's name(s), contract scope, contract term (including contract options) and annual volume by year for each of the last three years.

**Order Processing and Distribution**

- Describe your company's normal order processing procedure from point of customer contact through delivery and billing.
- In what formats do you accept orders (telephone, ecommerce, etc.)?
- Please state your normal payment terms and any quick-pay incentives available to Participating Public Agencies.

## Section 7

### Required U.S. Communities Information

4. State which forms of ordering allow the use of a procurement card and the accepted banking (credit card) affiliation.
5. Describe how your company proposes to distribute the Products and Services nationwide.
6. Identify all other companies that will be involved in processing, handling or shipping the Products and Services to the end user.
7. Provide the number, size and location of your company's distribution facilities, warehouses, support centers and retail network (if applicable).
8. Describe your ability to provide customized reports (i.e. commodity histories, purchase histories by department, green spend, etc.) for each Participating Public Agency.
9. Describe your company's ecommerce capabilities:
  - a. Include details about your company's ability to create punch out sites and accept orders electronically.
  - b. Provide detail on your company's ability to integrate with a public agency's ERP/purchasing system (Oracle, SAP, Jaggaer, etc.). Please include some details about the resources you have in place to support these integrations.
10. If applicable, describe your company's ability to do business with manufacturer/dealer/distribution organizations that are either small or MWBE businesses as defined by the Small Business Administration.
  - a. If applicable, describe other ways your company can be sensitive to a Participating Public Agency's desire to utilize local and/or MWBE companies, such as number of local employees and offices in a particular geographic area, companies your firm is using that may be local (i.e. local delivery truck company), etc.
  - b. If applicable, provide details on any products or services being offered by your company where the manufacturer or service provider is either a small or MWBE business as defined by the Small Business Administration. Provide product/service name, company name and small/MWBE designation.

### **Marketing and Sales**

1. Provide a detailed outline of your company's sales and marketing plan for marketing your offering to eligible agencies nationwide.
2. Explain how your company will market and transition the Master Agreement into the primary offering to Participating Public Agencies. How will your organization differentiate the new agreement from existing contracts you may have today?
3. Please describe your sales goals if awarded the Master Agreement, including targeted dollar volume by year:

**Section 7**  
**Required U.S. Communities Information**

\$\_\_\_\_\_.00 in year one  
\$\_\_\_\_\_.00 in year two  
\$\_\_\_\_\_.00 in year three

**National Staffing Plan**

1. Please identify the key personnel who will lead and support the implementation period of the contract outlined in Section One, New Supplier Implementation Checklist, along with the amount of time to be devoted to implementation.
  
2. Identify the key personnel who are to be engaged in this contract throughout the term of the contract, including each of the roles described below:


3. Provide an organizational chart of your company.
  
4. Submit a bio for each of the below personnel:
  - a. The person your company proposes to serve as the National Accounts Manager;
  
  - b. Each person that will have primary responsibility for U.S. Communities account management; and

## Section 7 Required U.S. Communities Information

- c. Key executive personnel that will be supporting the program.

### **Products, Services and Solutions**

1. Provide a description of how your offering meets the requirements set forth in Section Four of the RFP. The primary objective is for each Supplier to provide its complete offering so that Participating Public Agencies may purchase a range of products and services as appropriate for their needs.
2. Please describe any training and educational programs you offer. This may include the ability to provide on-site or online training and educational seminars or technical knowledge.
3. Please provide any consulting services included in your offering. Examples include inventory solutions, emergency preparedness programs and design services.
4. Please describe any emergency response programs or services you offer to Public Agencies.
5. Please describe any fleet management programs or products you offer to Public Agencies.

### **Environmental**

1. Provide a brief description of your company's environmental initiatives, including your company's environmental policies and/or strategies, your investments in being an environmentally preferable product leader, and any resources dedicated to your environmental strategy, including staff.
2. Describe your company's recycling services. Describe any buy back or take back options offered for products sold on this contract such as batteries, mercury-containing equipment, paint, chemicals, etc. Describe your company's efforts to reduce or reuse packaging (or avoid difficult-to-recycle packaging such as polystyrene foam) and minimize the environmental footprint in the shipping process.
3. What percentage of your offering is environmentally preferable and what are your plans to improve this offering?

### **Financial Statements**

1. Submit your latest Dun & Bradstreet report.
2. Please include an audited income statement and balance sheet from the most recent reporting period.

### **Additional Information**

Please use this opportunity to describe any other offerings your organization can provide that you feel will give additional value and benefit to Participating Public Agencies.



**Section 7**  
**Required U.S. Communities Information**

**ADMINISTRATION AGREEMENT**

This ADMINISTRATION AGREEMENT (“Agreement”) is made as of \_\_\_\_\_, by and between U.S. COMMUNITIES GOVERNMENT PURCHASING ALLIANCE (“U.S. Communities”) and \_\_\_\_\_ (“Supplier”).

**RECITALS**

WHEREAS, \_\_\_\_\_ (“Lead Public Agency”) has entered into a certain Master Agreement dated as of even date herewith, referenced as Agreement No. \_\_\_\_\_, by and between Lead Public Agency and Supplier (as amended from time to time in accordance with the terms thereof, the “Master Agreement”) for the purchase of \_\_\_\_\_ (the “Products and Services”);

WHEREAS, the Master Agreement provides that any state, county, city, special district, local government, school district, private K-12 school, technical or vocational school, higher education institution (including community colleges, colleges and universities, both public and private), other government agency or nonprofit organization (each a “Public Agency” and collectively, “Public Agencies”) may purchase Products and Services at the prices indicated in the Master Agreement upon prior registration with U.S. Communities, in which case the Public Agency becomes a “Participating Public Agency”;

WHEREAS, U.S. Communities has the administrative and legal capacity to administer purchases under the Master Agreement to Participating Public Agencies;

WHEREAS, U.S. Communities serves in an administrative capacity for Lead Public Agency and other lead public agencies in connection with other master agreements offered by U.S. Communities;

WHEREAS, Lead Public Agency desires U.S. Communities to proceed with administration of the Master Agreement on the same basis as other master agreements;

WHEREAS, “U.S. Communities Government Purchasing Alliance” is a trade name licensed by U.S. Communities Purchasing & Finance Agency; and

WHEREAS, U.S. Communities and Supplier desire to enter into this Agreement to make available the Master Agreement to Participating Public Agencies.

NOW, THEREFORE, in consideration of the mutual covenants contained in this Agreement, U.S. Communities and Supplier hereby agree as follows:

**ARTICLE I**

**GENERAL TERMS AND CONDITIONS**

1.1 The Master Agreement, attached hereto as Exhibit A and incorporated herein by reference as though fully set forth herein, and the terms and conditions contained therein shall apply to this Agreement except as expressly changed or modified by this Agreement.

1.2 U.S. Communities shall be afforded all of the rights, privileges and indemnifications afforded to Lead Public Agency under the Master Agreement, and such rights,

## Section 7

### Required U.S. Communities Information

privileges and indemnifications shall accrue and apply with equal effect to U.S. Communities under this Agreement including, without limitation, Supplier's obligation to provide insurance and indemnifications to Lead Public Agency.

1.3 Supplier shall perform all duties, responsibilities and obligations required under the Master Agreement.

1.4 U.S. Communities shall perform all of its duties, responsibilities and obligations as administrator of purchases under the Master Agreement as set forth herein, and Supplier acknowledges that U.S. Communities shall act in the capacity of administrator of purchases under the Master Agreement.

1.5 With respect to any purchases made by Lead Public Agency or any Participating Public Agency pursuant to the Master Agreement, U.S. Communities (a) shall not be construed as a dealer, re-marketer, representative, partner, or agent of any type of Supplier, Lead Public Agency or such Participating Public Agency, (b) shall not be obligated, liable or responsible (i) for any orders made by Lead Public Agency, any Participating Public Agency or any employee of Lead Public Agency or a Participating Public Agency under the Master Agreement, or (ii) for any payments required to be made with respect to such order, and (c) shall not be obligated, liable or responsible for any failure by a Participating Public Agency to (i) comply with procedures or requirements of applicable law or ordinance, or (ii) obtain the due authorization and approval necessary to purchase under the Master Agreement. U.S. Communities makes no representations or guaranties with respect to any minimum purchases required to be made by Lead Public Agency, any Participating Public Agency, or any employee of Lead Public Agency or a Participating Public Agency under the Master Agreement.

## ARTICLE II

### TERM OF AGREEMENT

2.1 This Agreement is effective as of \_\_\_\_\_ and shall terminate upon termination of the Master Agreement or any earlier termination in accordance with the terms of this Agreement, provided, however, that the obligation to pay all amounts owed by Supplier to U.S. Communities through the termination of this Agreement and all indemnifications afforded by Supplier to U.S. Communities shall survive the term of this Agreement.

## ARTICLE III

### REPRESENTATIONS AND COVENANTS

3.1 U.S. Communities views the relationship with Supplier as an opportunity to provide benefits to the Lead Public Agency, Public Agencies and Supplier. The successful foundation of the relationship requires certain representations and covenants from both U.S. Communities and Supplier.

3.2 U.S. Communities' Representations and Covenants.

(a) Marketing. U.S. Communities shall proactively market the Master Agreement to Public Agencies using resources such as a network of major sponsors including the National League of Cities (NLC), National Association of Counties (NACo), United States

## Section 7

### Required U.S. Communities Information

Conference of Mayors (USCM), and the Association of School Business Officials (ASBO) (collectively, the “Founding Co-Sponsors”) and individual national, regional and state-level sponsors. In addition, the U.S. Communities staff shall make best efforts to enhance Supplier’s marketing efforts through meetings with Public Agencies, participation in key events and tradeshow and other marketing activity such as advertising, articles and promotional campaigns.

(b) Training and Knowledge Management Support. U.S. Communities shall provide support for the education, training and engagement of Supplier’s sales force as provided herein. Through its staff (each, a “Program Manager” and collectively, the “Program Managers”), U.S. Communities shall, with scheduling assistance from Supplier, conduct training sessions and conduct calls jointly with Supplier to Public Agencies. U.S. Communities shall also provide Supplier with access to U.S. Communities’ private intranet website which provides presentations, documents and information to assist Supplier’s sales force in effectively promoting the Master Agreement.

3.3 Supplier’s Representations and Covenants. Supplier hereby represents and covenants as follows in order to ensure that Supplier is providing the highest level of public benefit to Participating Public Agencies (such representations and covenants are sometimes referred to as “Supplier’s Commitments” and are comprised of the Corporate Commitment, Pricing Commitment, Economy Commitment and Sales Commitment):

(a) Corporate Commitment.

(i) The pricing, terms and conditions of the Master Agreement shall, at all times, be Supplier’s primary contractual offering of Products and Services to Public Agencies. All of Supplier’s direct and indirect marketing and sales efforts to Public Agencies shall demonstrate that the Master Agreement is Supplier’s primary offering and not just one of Supplier’s contract options.

(ii) Supplier’s sales force (including inside, direct and/or authorized dealers, distributors and representatives) shall always present the Master Agreement when marketing Products or Services to Public Agencies.

(iii) Supplier shall advise all Public Agencies that are existing customers of Supplier as to the pricing and other value offered through the Master Agreement.

(iv) Upon authorization by a Public Agency, Supplier shall transition such Public Agency to the pricing, terms and conditions of the Master Agreement.

(v) Supplier shall ensure that the U.S. Communities program and the Master Agreement are actively supported by Supplier’s senior executive management.

(vi) Supplier shall provide a national/senior management level representative with the authority and responsibility to ensure that the Supplier’s Commitments are maintained at all times. Supplier shall also designate a lead referral contact person who shall be responsible for receiving communications from U.S. Communities concerning new Participating Public Agency registrations and for ensuring timely follow-up by Supplier’s staff to requests for contact from Participating Public Agencies. Supplier shall also provide the personnel necessary to implement and support a supplier-based internet web page dedicated to Supplier’s U.S. Communities program and linked to U.S. Communities’ website and shall implement and support such web page.

## Section 7 Required U.S. Communities Information

(vii) Supplier shall demonstrate in its procurement solicitation response and throughout the term of the Master Agreement that national/senior management fully supports the U.S. Communities program and its commitments and requirements. National/Senior management is defined as the executive(s) with companywide authority.

(viii) Where Supplier has an existing contract for Products and Services with a state, Supplier shall notify the state of the Master Agreement and transition the state to the pricing, terms and conditions of the Master Agreement upon the state's request. Regardless of whether the state decides to transition to the Master Agreement, Supplier shall primarily offer the Master Agreement to all Public Agencies located within the state.

(b) **Pricing Commitment.**

(i) Supplier represents to U.S. Communities that the pricing offered under the Master Agreement is the lowest overall available pricing (net to purchaser) on Products and Services that it offers to Public Agencies. Supplier's pricing shall be evaluated on either an overall project basis or the Public Agency's actual usage for more frequently purchased Products and Services.

(ii) **Contracts Offering Lower Prices.** If a pre-existing contract and/or a Public Agency's unique buying pattern provide one or more Public Agencies a lower price than that offered under the Master Agreement, Supplier shall match that lower pricing under the Master Agreement and inform the eligible Public Agencies that the lower pricing is available under the Master Agreement. If an eligible Public Agency requests to be transitioned to the Master Agreement, Supplier shall do so and report the Public Agency's purchases made under the Master Agreement going forward. The price match only applies to the eligible Public Agencies. Below are three examples of Supplier's obligation to match the pricing under Supplier's contracts offering lower prices.

(A) Supplier holds a state contract with lower pricing that is available to all Public Agencies within the state. Supplier would be required to match the lower state pricing under the Master Agreement and make it available to all Public Agencies within the state.

(B) Supplier holds a regional cooperative contract with lower pricing that is available only to the ten cooperative members. Supplier would be required to match the lower cooperative pricing under the Master Agreement and make it available to the ten cooperative members.

(C) Supplier holds a contract with an individual Public Agency. The Public Agency contract does not contain any cooperative language and therefore other Public Agencies are not eligible to utilize the contract. Supplier would be required to match the lower pricing under the Master Agreement and make it available only to the individual Public Agency.

(iii) **Deviating Buying Patterns.** Occasionally U.S. Communities and Supplier may interact with a Public Agency that has a buying pattern or terms and conditions that considerably deviate from the normal Public Agency buying pattern and terms and conditions, and causes Supplier's pricing under the Master Agreement to be higher than an alternative contract held by Supplier. This could be created by a unique end-user preference or

## Section 7

### Required U.S. Communities Information

requirements. In the event that this situation occurs, Supplier may address the issue by lowering the price under the Master Agreement on the item(s) causing the large deviation for that Public Agency. Supplier would not be required to lower the price for other Public Agencies.

(iv) Supplier's Options in Responding to a Third Party Procurement Solicitation. While it is the objective of U.S. Communities to encourage Public Agencies to piggyback on to the Master Agreement rather than issue their own procurement solicitations, U.S. Communities recognizes that for various reasons some Public Agencies will issue their own solicitations. The following options are available to Supplier when responding to a Public Agency solicitation:

(A) Supplier may opt not to respond to the procurement solicitation. Supplier may make the Master Agreement available to the Public Agency as a comparison to its solicitation responses.

(B) Supplier may respond with the pricing, terms and conditions of the Master Agreement. If Supplier is awarded the contract, the sales would be reported as sales under the Master Agreement.

(C) If competitive conditions require pricing lower than the standard Master Agreement pricing, Supplier may submit lower pricing through the Master Agreement. If Supplier is awarded the contract, the sales would be reported as sales under the Master Agreement. Supplier would not be required to extend the lower price to other Public Agencies.

(D) Supplier may respond to the procurement solicitation with pricing that is higher (net to buyer) than the pricing offered under the Master Agreement. If awarded a contract, Supplier shall still be bound by all obligations set forth in this Section 3.3, including, without limitation, the requirement to continue to advise the awarding Public Agency of the pricing, terms and conditions of the Master Agreement.

(E) Supplier may respond to the procurement solicitation with pricing that is higher (net to buyer) than the pricing offered under the Master Agreement and if an alternative response is permitted, Supplier may offer the pricing under the Master Agreement as an alternative for consideration.

(c) Economy Commitment. Supplier shall demonstrate the benefits, including the pricing advantage, of the Master Agreement over alternative options, including competitive solicitation pricing and shall proactively offer the terms and pricing under the Master Agreement to Public Agencies as a more effective alternative to the cost and time associated with such alternate bids and solicitations.

(d) Sales Commitment. Supplier shall market the Master Agreement through Supplier's sales force or dealer network that is properly trained, engaged and committed to offering the Master Agreement as Supplier's primary offering to Public Agencies. Supplier's sales force compensation and incentives shall be greater than or equal to the compensation and incentives earned under other contracts to Public Agencies.

(i) Supplier Sales. Supplier shall be responsible for proactive sales of Supplier's Products and Services to Public Agencies and the timely follow-up to sales leads

## Section 7 Required U.S. Communities Information

identified by U.S. Communities. Use of product catalogs, targeted advertising, direct mail, online marketing and other sales initiatives are encouraged. All of Supplier's sales materials targeted towards Public Agencies shall include the U.S. Communities logo. U.S. Communities hereby grants to Supplier, during the term of this Agreement, a non-exclusive, revocable, non-transferable, license to use the U.S. Communities name, trademark, and logo solely to perform its obligations under this Agreement, and for no other purpose. Any goodwill, rights, or benefits derived from Supplier's use of the U.S. Communities name, trademark, or logo shall inure to the benefit of U.S. Communities. U.S. Communities shall provide Supplier with its logo and the standards to be employed in the use of the logo. During the term of the Agreement, the Supplier shall provide U.S. Communities with its logo and the standards to be employed in the use of the logo for purposes of reproducing and using Supplier's name and logo in connection with the advertising, marketing and promotion of the Master Agreement to Public Agencies. Supplier shall assist U.S. Communities by providing camera-ready logos and by participating in related trade shows and conferences. At a minimum, Supplier's sales initiatives shall communicate that (i) the Master Agreement was competitively solicited by the Lead Public Agency, (ii) the Master Agreement provides the Supplier's best overall pricing and value to eligible agencies, (iii) there is no cost to Participating Public Agencies, and (iv) the Master Agreement is a non-exclusive contract.

(ii) Branding and Logo Compliance. Supplier shall be responsible for complying with the U.S. Communities branding and logo standards and guidelines. Prior to use by Supplier, all U.S. Communities related marketing material must be submitted to U.S. Communities for review and approval.

(iii) Sales Force Training. Supplier shall train its national sales force on the Master Agreement and U.S. Communities program. U.S. Communities shall be available to train on a national, regional or local level and generally assist with the education of sales personnel.

(iv) Participating Public Agency Access. Supplier shall establish the following communication links to facilitate customer access and communication:

(A) A dedicated U.S. Communities internet web-based homepage that is accessible from Supplier's homepage or main menu navigation containing:

- |              |  |
|--------------|--|
| Co-          | (1) U.S. Communities standard logo with Founding Sponsors logos; |
| amendments;  | (2) Copy of original procurement solicitation;                   |
| registration | (3) Copy of Master Agreement including any                       |
|              | (4) Summary of Products and Services pricing;                    |
|              | (5) Electronic link to U.S. Communities' online page; and        |
|              | (6) Other promotional material as requested by U.S. Communities. |

(B) A dedicated toll-free national hotline for inquiries regarding U.S. Communities.

(C) A dedicated email address for general inquiries in the following format: uscommunities@(name of supplier).com.



## Section 7

### Required U.S. Communities Information

(v) Electronic Registration. Supplier shall be responsible for ensuring that each Public Agency has completed U.S. Communities' online registration process prior to processing the Public Agency's first sales order.

(vi) Supplier's Performance Review. Upon request by U.S. Communities, Supplier shall participate in a performance review meeting with U.S. Communities to evaluate Supplier's performance of the covenants set forth in this Agreement.

(vii) Supplier Content. Supplier may, from time to time, provide certain graphics, media, and other content to U.S. Communities (collectively "Supplier Content") for use on U.S. Communities websites and for general marketing and publicity purposes. During the term of the Agreement, Supplier hereby grants to U.S. Communities and its affiliates a non-exclusive, worldwide, free, transferrable, license to reproduce, modify, distribute, publically perform, publically display, and use Supplier Content in connection with U.S. Communities websites and for general marketing and publicity purposes, with the right to sublicense each and every such right. Supplier warrants that: (a) Supplier is the owner of or otherwise has the unrestricted right to grant the rights in and to Supplier Content as contemplated hereunder; and (b) the use of Supplier Content and any other materials or services provided to U.S. Communities as contemplated hereunder will not violate, infringe, or misappropriate the intellectual property rights or other rights of any third party

3.4 Breach of Supplier's Representations and Covenants. The representations and covenants set forth in this Agreement are the foundation of the relationship between U.S. Communities and Supplier. If Supplier is found to be in violation of, or non-compliance with, one or more of the representations and covenants set forth in this Agreement, Supplier shall have ninety (90) days from the notice of default to cure such violation or non-compliance and, if Supplier fails to cure such violation or non-compliance within such notice period, it shall be deemed a cause for immediate termination of the Master Agreement at Lead Public Agency's sole discretion or this Agreement at U.S. Communities' sole discretion.

3.5 Indemnity. Supplier hereby agrees to indemnify and defend U.S. Communities, and its parent companies, subsidiaries, affiliates, shareholders, member, manager, officers, directors, employees, agents, and representatives from and against any and all claims, costs, proceedings, demands, losses, damages, and expenses (including, without limitation, reasonable attorney's fees and legal costs) of any kind or nature, arising from or relating to, any actual or alleged breach of any of Supplier's representations, warranties, or covenants in this Agreement.

## ARTICLE IV

### PRICING AUDITS

4.1 Supplier shall, at Supplier's sole expense, maintain an accounting of all purchases made by Lead Public Agency. This audit right shall survive termination of this Agreement for a period of one (1) year from the effective date of termination. U.S. Communities shall have the authority to conduct random audits of Supplier's pricing that is offered to Participating Public Agencies at U.S. Communities' sole cost and expense. Notwithstanding the foregoing, in the event that U.S. Communities is made aware of any pricing being offered to three (3) or more Participating Public

## Section 7

### Required U.S. Communities Information

Agencies that is materially inconsistent with the pricing under the Master Agreement, U.S. Communities shall have the ability to conduct a reasonable audit of Supplier's pricing at Supplier's sole cost and expense during regular business hours upon reasonable notice. U.S. Communities may conduct the audit internally or may engage a third-party auditing firm on a non-contingent basis. Supplier shall solely be responsible for the cost of the audit. In the event of an audit, the requested materials shall be provided in the format and at the location where kept in the ordinary course of business by Supplier.

#### ARTICLE V

#### FEES & REPORTING

5.1 Administrative Fees. Supplier shall pay to U.S. Communities a monthly administrative fee based upon the total sales price of all purchases shipped and billed pursuant to the Master Agreement, excluding taxes, in the amount of two percent (2%) of aggregate purchases made during each calendar month (individually and collectively, "Administrative Fees"). Supplier's annual sales shall be measured on a calendar year basis. All Administrative Fees shall be payable in U.S. Dollars and shall be made by wire to U.S. Communities, or its designee or trustee as may be directed in writing by U.S. Communities. Administrative Fees shall be due and payable within thirty (30) days of the end of each calendar month for purchases shipped and billed during such calendar month. U.S. Communities agrees to pay to Lead Public Agency five percent (5%) of all Administrative Fees received from Supplier to help offset Lead Public Agency's costs incurred in connection with managing the Master Agreement nationally.

5.2 Sales Reports. Within thirty (30) days of the end of each calendar month, Supplier shall deliver to U.S. Communities an electronic accounting report, in the format prescribed by Exhibit B, attached hereto, summarizing all purchases made under the Master Agreement during such calendar month ("Sales Report"). All purchases indicated in the Sales Report shall be denominated in U.S. Dollars. All purchases shipped and billed pursuant to the Master Agreement for the applicable calendar month shall be included in the Sales Report. Submitted reports shall be verified by U.S. Communities against its registration database. Any data that is inconsistent with the registration database shall be changed prior to processing. U.S. Communities reserves the right upon reasonable advance notice to Supplier to change the prescribed report format to accommodate the distribution of the Administrative Fees to its program sponsors and state associations.

5.3 Exception Reporting/Sales Reports Audits. U.S. Communities or its designee may, at its sole discretion, compare Supplier's Sales Reports with Participating Public Agency records or other sales analysis performed by Participating Public Agencies, sponsors, advisory board members or U.S. Communities staff. If there is a material discrepancy between the Sales Report and such records or sales analysis as determined by U.S. Communities, U.S. Communities shall notify Supplier in writing and Supplier shall have thirty (30) days from the date of such notice to resolve the discrepancy to U.S. Communities' reasonable satisfaction. Upon resolution of the discrepancy, Supplier shall remit payment to U.S. Communities' trustee within fifteen (15) calendar days. Any questions regarding an exception report should be directed to U.S. Communities in writing to [reporting@uscommunities.org](mailto:reporting@uscommunities.org). If Supplier does not resolve the discrepancy to U.S. Communities' reasonable satisfaction within thirty (30) days, U.S. Communities shall have the right to engage outside services to conduct an independent audit of Supplier's reports. Supplier shall solely be responsible for the cost of the audit.

## Section 7

### Required U.S. Communities Information

5.4 Online Reporting. Within forty-five (45) days of the end of each calendar month, U.S. Communities shall provide online reporting to Supplier containing Supplier's sales reporting for such calendar month. Supplier shall have access to various reports through the U.S. Communities intranet website. Such reports are useful in resolving reporting issues and enabling Supplier to better manage its Master Agreement.

5.5 Usage Reporting. Within thirty (30) days of the end of each contract year, Supplier shall deliver to U.S. Communities an electronic usage report of all sales under the Master Agreement, including:

- (i) Supplier's Product Number
- (ii) Product Description
- (iii) Manufacturer Name
- (iv) Manufacturer Number
- (v) Unit of Measure
- (vi) U.S. Communities Price
- (vii) Number of times ordered
- (viii) Units sold
- (ix) Sales by Manufacturer

5.6 Supplier's Failure to Provide Reports or Pay Administrative Fees. Failure to provide a Sales Report or pay Administrative Fees within the time and in the manner specified herein shall be regarded as a material breach under this Agreement and if not cured within thirty (30) days of written notice to Supplier, shall be deemed a cause for termination of the Master Agreement at Lead Public Agency's sole discretion or this Agreement at U.S. Communities' sole discretion. All Administrative Fees not paid within thirty (30) days of the end of the previous calendar month shall bear interest at the rate of one and one-half percent (1.5%) per month until paid in full.

## ARTICLE VI

### MISCELLANEOUS

6.1 Entire Agreement. This Agreement supersedes any and all other agreements, either oral or in writing, between the parties hereto with respect to the subject matter hereof, and no other agreement, statement, or promise relating to the subject matter of this Agreement which is not contained herein shall be valid or binding.

6.2 Assignment.

(a) Supplier. Neither this Agreement nor any rights or obligations hereunder shall be assignable by Supplier without prior written consent of U.S. Communities, and any assignment without such consent shall be void.

(b) U.S. Communities. This Agreement and any rights or obligations hereunder may be assigned by U.S. Communities in U.S. Communities' sole discretion, to an existing or newly established legal entity that has the authority and capacity to perform U.S. Communities' obligations hereunder.

**Section 7**  
**Required U.S. Communities Information**

6.3 Notices. All reports, notices or other communications given hereunder shall be delivered by first-class mail, postage prepaid, or overnight delivery requiring signature on receipt to the addresses as set forth below. U.S. Communities may, by written notice delivered to Supplier, designate any different address to which subsequent reports, notices or other communications shall be sent.

U.S. Communities:                      U.S. Communities  
9711 Washingtonian Blvd. Suite 100  
Gaithersburg, MD 20878-7381  
Attn: Program Manager Administration

Supplier: \_\_\_\_\_  
\_\_\_\_\_  
\_\_\_\_\_  
\_\_\_\_\_  
Attn: U.S. Communities Program Manager

6.4 Severability. If any provision of this Agreement shall be deemed to be, or shall in fact be, illegal, inoperative or unenforceable, the same shall not affect any other provision or provisions herein contained or render the same invalid, inoperative or unenforceable to any extent whatever.

6.5 Waiver. Any failure of a party to enforce, for any period of time, any of the provisions under this Agreement shall not be construed as a waiver of such provisions or of the right of said party thereafter to enforce each and every provision under this Agreement.

6.6 Counterparts. This Agreement may be executed in several counterparts, each of which shall be an original and all of which shall constitute but one and the same instrument.

6.7 Modifications. This Agreement may not be effectively amended, changed, modified, altered or terminated without the prior written consent of the parties hereto.

6.8 Governing Law; Arbitration. This Agreement will be governed by and interpreted in accordance with the laws of the State of California without regard to any conflict of laws principles. Any dispute, claim, or controversy arising out of or relating to this Agreement or the breach, termination, enforcement, interpretation or validity thereof, including the determination of the scope or applicability of this dispute resolution clause, shall be determined by arbitration in Walnut Creek, California, before one (1) arbitrator. The arbitration shall be administered by JAMS pursuant to its Comprehensive Arbitration Rules and Procedures. Judgment on the award may be entered in any court having jurisdiction. This clause shall not preclude parties from seeking provisional remedies in aid of arbitration from a court of appropriate jurisdiction. The prevailing party will be entitled to recover its reasonable attorneys' fees and arbitration costs from the other party. The arbitration award shall be final and binding. Each party commits that prior to commencement of arbitration proceedings, the parties shall submit the dispute to JAMS for mediation. The parties will cooperate with JAMS and with one another in selecting a mediator from JAMS panel of neutrals, and in promptly scheduling the mediation proceedings. The parties covenant that they will participate in the mediation in good faith, and that they will share equally in its costs. The mediation will be conducted by each party designating a duly authorized officer or other representative to represent the party with the authority to bind the party, and that the parties agree to exchange informally such information as is reasonably necessary and relevant to the issues being mediated. All offers, promises, conduct,

**Section 7**  
**Required U.S. Communities Information**

and statements, whether oral or written, made in the course of the mediation by any of the parties, their agents, employees, experts, and attorneys, and by the mediator or any JAMS employees, are confidential, privileged, and inadmissible for any purpose, including impeachment, in any arbitration or other proceeding involving the parties, provided that evidence that is otherwise admissible or discoverable shall not be rendered inadmissible or non-discoverable as a result of its use in the mediation. If the dispute is not resolved within thirty (30) days from the date of the submission of the dispute to mediation (or such later date as the parties may mutually agree in writing), the administration of the arbitration shall proceed. The mediation may continue, if the parties so agree, after the appointment of the arbitrator. Unless otherwise agreed by the parties, the mediator shall be disqualified from serving as arbitrator in the case. The pendency of a mediation shall not preclude a party from seeking provisional remedies in aid of the arbitration from a court of appropriate jurisdiction, and the parties agree not to defend against any application for provisional relief on the ground that a mediation is pending.

6.9 Successors and Assigns. This Agreement shall inure to the benefit of and shall be binding upon U.S. Communities, Supplier and any successor and assign thereto; subject, however, to the limitations contained herein.

*[Remainder of Page Intentionally Left Blank – Signatures Follow]*

**Section 7**  
**Required U.S. Communities Information**

IN WITNESS WHEREOF, U.S. Communities has caused this Agreement to be executed in its name and Supplier has caused this Agreement to be executed in its name, all as of the date first written above.

U.S. Communities:

U.S. COMMUNITIES GOVERNMENT PURCHASING ALLIANCE

By \_\_\_\_\_

Name: \_\_\_\_\_

Title: \_\_\_\_\_

Supplier:

\_\_\_\_\_

By \_\_\_\_\_

Name: \_\_\_\_\_

Title: \_\_\_\_\_



**Section 7**  
**Required U.S. Communities Information**

ATTACHMENT A

MASTER AGREEMENT

(Lead Public Agency Master Agreement/Contract to be attached at time of award.)

**Section 7**  
**Required U.S. Communities Information**

**ATTACHMENT B**

**SALES REPORT FORMAT**

Appendix B - US (Data Format)													
Sales Report Template													
TIN	Supplier ID	Account No.	Agency Name	Dept Name	Address	City	State	Zip	Agency Type	Year	Qtr	Month	Amount
956000735	178	89518997	CITY OF LA/MGMT EMPL SVCS	Purchasing	555 RAMIREZ ST STE 312	LOS ANGELES	CA	90012	20	2015	3	1	1525.50
956000222	178	34868035	LOS ANGELES COUNTY	Facilities	350 S FIGUEROA ST STE 700	LOS ANGELES	CA	90071	30	2015	3	1	1603.64
956000735	178	89496461	CITY OF LA/ENVIRON AFFAIR	Purchasing	555 RAMIREZ ST STE 312	LOS ANGELES	CA	90012	20	2015	3	1	1625.05
956000735	178	89374835	CITY OF LA/COMMUNITY DEV	Purchasing	555 RAMIREZ ST STE 312	LOS ANGELES	CA	90012	20	2015	3	1	45090.79
066002010	178	328NA0001053	GROTON TOWN OF PUBLIC WORKS	Water	123 A St	GROTON	CT	06340	20	2015	3	1	318.00
066001854	178	328NA0001051	GROTON CITY OF	Administration	123 A St	GROTON	CT	06340	20	2015	3	1	212.00
SALES REPORT DATA FORMAT													
Column Name	Required	Data Type	Length	Example	Comment								
TIN	Optional	Text	9	956000735	No Dash, Do not omit leading zero.								
Supplier ID	Yes	Number	3	111	See Supplier ID Table Below								
Account No.	Yes	Text	25 max		Depends on supplier account no.								
Agency Name	Yes	Text	255 max		Los Angeles County								
Dept Name	Optional	Text	255 max		Purchasing Dept								
Address	Yes	Text	255 max										
City	Yes	Text	255 max	Los Angeles	Must be a valid City name								
State	Yes	Text	2	CA									
Zip	Yes	Text	5	90071	No Dash, Do not omit leading zero, Valid zip code								
Agency Type	Yes	Number	2	30	See Agency Type Table Below								
Year	Yes	Number	4	2010									
Qtr	Yes	Number	1	4									
Month	Yes	Number	2	12									
Amount	Yes	Number	variable	45090.79	Two digit decimal point, no \$ sign or commas								
Agency Type Table													
		<b>Agency Type ID</b>	<b>Agency Type Description</b>										
		10	K-12										
		11	Community College										
		12	College and University										
		20	City										
		21	City Special District										
		22	Consolidated City/County										
		30	County										
		31	County Special District										
		40	Federal										
		41	Crown Corporations										
		50	Housing Authority										
		80	State Agency										
		81	Independent Special District										
		82	Non-Profit										
		84	Other										

**Section 8**  
**U.S. Communities Additional Provisions**

U.S. COMMUNITIES ADDITIONAL PROVISIONS

**MASTER INTERGOVERNMENTAL COOPERATIVE PURCHASING AGREEMENT**

This Master Intergovernmental Cooperative Purchasing Agreement (“Agreement”) is made between certain government agencies that execute a Lead Public Agency Certificate (collectively, “Lead Public Agencies”) to be appended and made a part hereof and other government agencies (“Participating Public Agencies”) that agree to the terms and conditions hereof through the U.S. Communities registration process and made a part hereof.

**RECITALS**

WHEREAS, after a competitive solicitation and selection process by Lead Public Agencies, in compliance with their own policies, procedures, rules and regulations, a number of suppliers (each, a “Contract Supplier”) have entered into Master Agreements with Lead Public Agencies to provide a variety of goods, products and services based on national and international volumes (herein “Products and Services”);

WHEREAS, Master Agreements are made available by Lead Public Agencies through U.S. Communities and provide that Participating Public Agencies may purchase Products and Services on the same terms, conditions and pricing as the Lead Public Agency, subject to any applicable local purchasing ordinances and the laws of the State of purchase;

WHEREAS, the parties desire to comply with the requirements and formalities of any intergovernmental cooperative act, if applicable, to the laws of the State of purchase;

WHEREAS, the parties hereto desire to conserve resources and reduce procurement cost;

WHEREAS, the parties hereto desire to improve the efficiency, effectiveness and economy of the procurement of necessary Products and Services;

NOW, THEREFORE, in consideration of the mutual promises contained in this Agreement, and of the mutual benefits to result, the parties agree as follows:

1. That each party will facilitate the cooperative procurement of Products and Services.
2. That the procurement of Products and Services subject to this Agreement shall be conducted in accordance with and subject to the relevant statutes, ordinances, rules and regulations that govern each party’s procurement practices.
3. That the cooperative use of solicitations obtained by a party to this Agreement shall be in accordance with the terms and conditions of the solicitation, except as modification of those terms and conditions is otherwise allowed or required by applicable law.
4. That the Lead Public Agencies will make available, upon reasonable request and subject to convenience, information which may assist in improving the effectiveness, efficiency and economy of Participating Public Agencies’ procurement of Products and Services.
5. That the Participating Public Agency will make timely payments to the Contract Supplier for Products and Services received in accordance with the terms and conditions of the procurement. Payment, inspections and acceptance of Products and Services ordered by the Participating Public Agency shall be the exclusive obligation of such Participating Public

**Section 8**  
**U.S. Communities Additional Provisions**

Agency. Disputes between the Participating Public Agency and Contract Supplier are to be resolved in accord with the law and venue rules of the State of purchase.

6. The Participating Public Agency shall not use this Agreement as a method for obtaining additional concessions or reduced prices for similar products or services.
7. The Participating Public Agency is solely responsible for ordering, accepting, and paying and any other action, inaction or decision regarding the Products and Services obtained under this Agreement. A Lead Public Agency shall not be liable in any manner for any action or inaction or decisions taken by a Participating Public Agency. The Participating Public Agency shall, to the extent permitted by applicable law, hold the Lead Public Agency harmless from any liability that may arise from action or inaction of the Participating Public Agency.
8. The exercise of any rights or remedies by the Participating Public Agency shall be the exclusive obligation of such Participating Public Agency.
9. This Agreement shall remain in effect until termination by a party giving thirty (30) days prior written notice to U.S. Communities at 2999 Oak Road, Suite 710, Walnut Creek, CA 94597.
10. This Agreement shall become effective after execution of the Lead Public Agency Certificate or Participating Public Agency registration, as applicable.

**Section 8**  
**U.S. Communities Additional Provisions**

**STATE NOTICE ADDENDUM**

**Pursuant to certain state notice provisions the following public agencies and political subdivisions of the referenced public agencies are eligible to access the contract award made pursuant to this solicitation. Public agencies and political subdivisions are hereby given notice of the foregoing request for proposal for purposes of complying with the procedural requirements of said statutes:**

**Nationwide:**

[http://www.usa.gov/Agencies/Local\\_Government/Cities.shtml](http://www.usa.gov/Agencies/Local_Government/Cities.shtml)

**All 50 states in the United States of America:**

Alabama	Kentucky	Ohio
Alaska	Louisiana	Oklahoma
Arizona	Maine	Oregon
Arkansas	Maryland	Pennsylvania
California	Massachusetts	Rhode Island
Colorado	Michigan	South Carolina
Connecticut	Minnesota	South Dakota
Delaware	Mississippi	Tennessee
Florida	Missouri	Texas
Georgia	Montana	Utah
Hawaii	Nebraska	Vermont
Idaho	Nevada	Virginia
Illinois	New Hampshire	Washington
Indiana	New Jersey	West Virginia
Iowa	New Mexico	Wisconsin
Kansas	New York	Wyoming
	North Carolina	
	North Dakota	

<b>Agency Name</b>	<b>State</b>		
		KE KULA O S. M. KAMAKAU	HI
Malama Honua Public Charter School	HI	KAMEHAMEHA SCHOOLS	HI
ST JOHN THE BAPTIST	HI	HANAHAU`OLI SCHOOL	HI
Waimanalo Elementary and Intermediate School	HI	KIHEI CHARTER SCHOOL	HI
Kailua High School	HI	EMMANUAL LUTHERAN SCHOOL	HI
PACIFIC BUDDHIST ACADEMY	HI	KONA PACIFIC PUBLIC CHARTER SCHOOL	HI
HAWAII TECHNOLOGY ACADEMY	HI	School Lunch Program	HI
CONGREGATION OF CHRISTIAN BROTHERS OF HAWAII, INC.	HI	Ewa Makai Middle School	HI
MARYKNOLL SCHOOL	HI	Variety School of Hawaii	HI
ISLAND SCHOOL	HI	Our Savior Lutheran School	HI
STATE OF HAWAII, DEPT. OF EDUCATION	HI	Maui Police Department	HI
		BOARD OF WATER SUPPLY	HI
		MAUI COUNTY COUNCIL	HI

**Section 8**  
**U.S. Communities Additional Provisions**

Kauai County Council	HI	MAUI ECONOMIC DEVELOPMENT	
Honolulu Fire Department	HI	BOARD	HI
COUNTY OF MAUI	HI	NETWORK ENTERPRISES, INC.	HI
DEPARTMENT OF EDUCATION	HI	HONOLULU HABITAT FOR HUMANITY	HI
Lanai Community Health Center	HI	ALOHACARE	HI
Maui High Band Booster Club	HI	ORI ANUENUE HALE, INC.	HI
Big Brothers Big Sisters	HI	IUPAT, DISTRICT COUNCIL 50	HI
Tri-Isle Resource Conservation and Development District	HI	GOODWILL INDUSTRIES OF HAWAII, INC.	HI
Manoa Heritage Center	HI	HAROLD K.L. CASTLE FOUNDATION	HI
Olanur	HI	MAUI ECONOMIC OPPORTUNITY, INC.	HI
Kumulani Chapel	HI	EAH, INC.	HI
Chamber of Commerce Hawaii	HI	PARTNERS IN DEVELOPMENT	
Naalehu Assembly of God	HI	FOUNDATION	HI
outrigger canoe club	HI	HABITAT FOR HUMANITY MAUI	HI
One Kalakaua	HI	W. M. KECK OBSERVATORY	HI
Native Hawaiian Hospitality Association	HI	HAWAII EMPLOYERS COUNCIL	HI
Islands Hospice Inc	HI	HAWAII STATE FCU	HI
St. Theresa School	HI	MAUI COUNTY FCU	HI
Hawaii Peace and Justice	HI	PUNAHOU SCHOOL	HI
Kauai Youth Basketball Association	HI	YMCA OF HONOLULU	HI
NA HALE O MAUI	HI	EASTER SEALS HAWAII	HI
LEEWARD HABITAT FOR HUMANITY	HI	AMERICAN LUNG ASSOCIATION	HI
WAIANAЕ COMMUNITY OUTREACH	HI	Pohaha I Ka Lani	HI
NA LEI ALOHA FOUNDATION	HI	Hawaii Area Committee	HI
HAWAII FAMILY LAW CLINIC DBA ALA KUOLA	HI	Tri-Isle RC&D	HI
BUILDING INDUSTRY ASSOCIATION OF HAWAII	HI	Lanai Federal Credit Union	HI
UNIVERSITY OF HAWAII FEDERAL CREDIT UNION	HI	Hawaii Bicycling League	HI
LANAKILA REHABILITATION CENTER INC.	HI	Aloha United Way	HI
POLYNESIAN CULTURAL CENTER	HI	Kipuka o Ke Ola	HI
CTR FOR CULTURAL AND TECH		READ TO ME INTERNATIONAL	
INTERCHNG BETW EAST AND WEST	HI	FOUNDATION	HI
BISHOP MUSEUM	HI	MAUI FAMILY YMCA	HI
ALCHOLIC REHABILITATION SVS OF HI INC DBA HINA MAUKA	HI	WAILUKU FEDERAL CREDIT UNION	HI
ASSOSIATION OF OWNERS OF KUKUI PLAZA	HI	ST. THERESA CHURCH	HI
		HALE MAHAOLU	HI
		West Maui Community Federal Credit Union	HI
		Hawaii Island Humane Society	HI
		Western Pacific Fisheries Council	HI
		Kama'aina Care Inc	HI
		International Archaeological Research Institute, Inc.	HI



**Section 8**  
**U.S. Communities Additional Provisions**

Community Empowerment Resources	HI	Angels at Play Preschool &	
Tutu and Me Traveling Preschool	HI	Kindergarten	HI
First United Methodist Church	HI	Queen Emma Gardens AOA	HI
United Chinese Society	HI	FAMILY SUPPORT SERVICES OF WEST	
Haggai Institue	HI	HAWAII	HI
St. Francis Healthcare System	HI	Tetrahedron Sourcing	HI
AOAO Royal Capitol Plaza	HI	Honolulu Community College	HI
Kumpang Lanai	HI	COLLEGE OF THE MARSHALL ISLANDS	HI
Child and Family Service	HI	DOT Airports Division Hilo	
MARINE SURF WAIKIKI, INC.	HI	International Airport	HI
Hawaii Health Connector	HI	Judiciary - State of Hawaii	HI
Hawaii Carpenters Market Recovery Program Fund	HI	ADMIN. SERVICES OFFICE	HI
Maui Aids Foundation Inc	HI	SOH- JUDICIARY CONTRACTS AND PURCH	HI
Pukalani Baptist Church	HI	STATE DEPARTMENT OF DEFENSE	HI
Puu Heleakala Community Association	HI	HAWAII CHILD SUPPORT ENFORCEMENT AGENCY	HI
Saint Louis School	HI	HAWAII HEALTH SYSTEMS CORPORATION	HI
Kailua Racquet Club, Ltd.	HI	HAWAII AGRICULTURE RESEARCH CENTER	HI
Homewise Inc.	HI	STATE OF HAWAII	HI
Hawaii Baptist Academy	HI	Third Judicial Circuit - State of Hawaii	HI
Kroc Center Hawaii	HI	State of Hawaii Department of Transportation	HI
Kupu	HI	Office of the Governor	HI
University of the Nations	HI	State of Hawaii-Department of Health-Disability & Communication Access	HI
ARGOSY UNIVERSITY	HI	State of Hawaii Department of Human Services	HI
HAWAII PACIFIC UNIVERSITY	HI	CITY AND COUNTY OF HONOLULU	HI
UNIVERSITY OF HAWAII AT MANOA	HI	Lanai Youth Center	HI
RESEARCH CORPORATION OF THE UNIVERSITY OF HAWAII	HI	Silver Dolphin Bistro	HI
BRIGHAM YOUNG UNIVERSITY - HAWAII	HI	Commander, Navy Region Hawaii	HI
Kauai Community College	HI	US Navy	HI
University Clinical Research and Association	HI	Defense Information System Agency	HI
Hawaii Medical College	HI	84th Engineer Battalion	HI
CHAMINADE UNIVERSITY OF HONOLULU	HI	Department of Veterans Affairs	HI
ROMAN CATHOLIC CHURCH IN THE STATE OF HAWAII	HI	Third Judicial Circuit - State of Hawaii	HI
Hawaii Information Consortium	HI	State of Hawaii Department of Transportation	HI
Leeward Community Church	HI	Office of the Governor	HI
E Malama In Keiki O Lanai	HI		
Keawala'i Congregational Church	HI		
Lanai Community Hospital	HI		

**Section 8**  
**U.S. Communities Additional Provisions**

State of Hawaii-Department of Health- Disability & Communication Access	HI	Hoolehua	HI
State of Hawaii Department of Human Services	HI	Kaaawa	HI
CITY AND COUNTY OF HONOLULU	HI	Kahuku	HI
Lanai Youth Center	HI	Kahului	HI
Silver Dolphin Bistro	HI	Kailua	HI
Commander, Navy Region Hawaii	HI	Kailua Kona	HI
US Navy	HI	Kalaheo	HI
Defense Information System Agency	HI	Kalaupapa	HI
84th Engineer Battalion	HI	Kamuela	HI
Department of Veterans Affairs	HI	Kaneohe	HI
Hawaii County	HI	Kapaa	HI
Honolulu County	HI	Kapaa	HI
Kauai County	HI	Kapaau	HI
Maui County	HI	Kapolei	HI
Kalawao County	HI	Kaumakani	HI
Aiea	HI	Kaunakakai	HI
Anahola	HI	Kawela Bay	HI
Barbers Point N A S	HI	Keaau	HI
Camp H M Smith	HI	Kealakekua	HI
Captain Cook	HI	Kealia	HI
Eleele	HI	Keauhou	HI
Ewa Beach	HI	Kekaha	HI
Fort Shafter	HI	Kihei	HI
Haiku	HI	Kilauea	HI
Hakalau	HI	Koloa	HI
Haleiwa	HI	Kualapuu	HI
Hana	HI	Kula	HI
Hanalei	HI	Kunia	HI
Hanamaulu	HI	Kurtistown	HI
Hanapepe	HI	Lahaina	HI
Hauula	HI	Laie	HI
Hawaii National Park	HI	Lanai City	HI
Hawaiian Ocean View	HI	Laupahoehoe	HI
Hawi	HI	Lawai	HI
Hickam AFB	HI	Lihue	HI
Hilo	HI	M C B H Kaneohe Bay	HI
Holualoa	HI	Makawao	HI
Honaunau	HI	Makaweli	HI
Honokaa	HI	Maunaloa	HI
Honolulu	HI	Mililani	HI
Honomu	HI	Mountain View	HI
		Naalehu	HI
		Ninole	HI
		Ocean View	HI

**Section 8**  
**U.S. Communities Additional Provisions**

Ookala	HI	Windward Community College	HI
Paauhau	HI	Canby School District No 86	OR
Paauilo	HI	Central School District 13J (Polk	
Pahala	HI	County, Oregon)	OR
Pahoa	HI	Milton-Freewater Unified School	
Paia	HI	District No 7	OR
Papaaloo	HI	Scappoose Adventist School	OR
Papaikou	HI	COLUMBIA CHRISTIAN SCHOOL	OR
Pearl City	HI	Ontario School District 8C	OR
Pearl Harbor	HI	Trillium Charter School	OR
Pepeekeo	HI	Echo School District	OR
Princeville	HI	Warrenton Hammond School	OR
Pukalani	HI	Phoenix-Talent Schools	OR
Puunene	HI	Immanuel Lutheran School	OR
Schofield Barracks	HI	The Emerson School	OR
Tripler Army Medical Center	HI	Columbia Academy	OR
Volvano	HI	VALLEY CATHOLIC SCHL	OR
Wahiawa	HI	CROOK COUNTY SCHOOL DISTRICT	OR
Waialua	HI	CORBETT SCHL DIST #39	OR
Waianae	HI	Trinity Lutheran Church and School	OR
Waikoloa	HI	Bethel School District #52	OR
Wailuku	HI	OREGON CITY PUBLIC SCHL	OR
Waimanalo	HI	Ppmc Education Committee	OR
Waimea	HI	Stayton Christian School	OR
Waipahu	HI	South Columbia Family School	OR
Wake Island	HI	Sunrise Preschool	OR
Wheeler Army Airfield	HI	St. Therese Parish/School	OR
Brigham Young University - Hawaii	HI	PINE-EAGLE SCHOOL DISTRICT 061	OR
Chaminade University of Honolulu	HI	Portland YouthBuilders	OR
Hawaii Business College	HI	Wallowa County ESD	OR
Hawaii Pacific University	HI	Fern Ridge School District 28J	OR
Hawaii Technology Institute	HI	Knova Learning	OR
Heald College - Honolulu	HI	Jackson County School District No. 5	OR
Remington College - Honolulu Campus	HI	New Horizon Christian School	OR
University of Phoenix - Hawaii Campus	HI	MOLALLA RIVER ACADEMY	OR
Hawaii Community College	HI	HIGH DESERT EDUCATION SERVICE	
Honolulu Community College	HI	DISTRICT	OR
Kapiolani Community College	HI	St. Luke Catholic School	OR
Kauai Community College	HI	SOUTHWEST CHARTER SCHOOL	OR
Leeward Community College	HI	WHITEAKER MONTESSORI SCHOOL	OR
Maui Community College	HI	CASCADES ACADEMY OF CENTRAL	
University of Hawaii at Hilo	HI	OREGON	OR
University of Hawaii at Manoa	HI	NEAH-KAH-NIE DISTRICT NO.56	OR

**Section 8**  
**U.S. Communities Additional Provisions**

INTER MOUNTAIN ESD	OR	DAVID DOUGLAS SCHOOL DISTRICT	OR
STANFIELD SCHOOL DISTRICT	OR	LOWELL SCHOOL DISTRICT NO.71	OR
LA GRANDE SCHOOL DISTRICT	OR	TIGARD-TUALATIN SCHOOL DISTRICT	OR
CASCADE SCHOOL DISTRICT	OR	SHERWOOD SCHOOL DISTRICT 88J	OR
DUFUR SCHOOL DISTRICT NO.29	OR	RAINIER SCHOOL DISTRICT	OR
hillsboro school district	OR	NORTH CLACKAMAS SCHOOL DISTRICT	OR
GASTON SCHOOL DISTRICT 511J	OR	MONROE SCHOOL DISTRICT NO.1J	OR
BEAVERTON SCHOOL DISTRICT	OR	CHILDPEACE MONTESSORI	OR
COUNTY OF YAMHILL SCHOOL DISTRICT 29	OR	HEAD START OF LANE COUNTY	OR
WILLAMINA SCHOOL DISTRICT	OR	HARNEY COUNTY SCHOOL DIST. NO.3	OR
MCMINNVILLE SCHOOL DISTRICT NO.40	OR	NESTUCCA VALLEY SCHOOL DISTRICT NO.101	OR
Sheridan School District 48J	OR	ARCHBISHOP FRANCIS NORBERT	
THE CATLIN GABEL SCHOOL	OR	BLANCHET SCHOOL	OR
NORTH WASCO CTY SCHOOL DISTRICT 21 - CHENOWITH	OR	LEBANON COMMUNITY SCHOOLS NO.9	OR
CENTRAL CATHOLIC HIGH SCHOOL	OR	MT.SCOTT LEARNING CENTERS	OR
CANYONVILLE CHRISTIAN ACADEMY	OR	SEVEN PEAKS SCHOOL	OR
OUR LADY OF THE LAKE SCHOOL	OR	DE LA SALLE N CATHOLIC HS	OR
NYSSA SCHOOL DISTRICT NO. 26	OR	MULTISENSORY LEARNING ACADEMY	OR
ARLINGTON SCHOOL DISTRICT NO. 3	OR	MITCH CHARTER SCHOOL	OR
LIVINGSTONE ADVENTIST ACADEMY	OR	REALMS CHARTER SCHOOL	OR
Santiam Canyon SD 129J	OR	BAKER SCHOOL DISTRICT 5-J	OR
WEST HILLS COMMUNITY CHURCH	OR	PHILOMATH SCHOOL DISTRICT	OR
BANKS SCHOOL DISTRICT	OR	CLACKAMAS EDUCATION SERVICE DISTRICT	OR
WILLAMETTE EDUCATION SERVICE DISTRICT	OR	CANBY SCHOOL DISTRICT	OR
BAKER COUNTY SCHOOL DIST. 16J - MALHEUR ESD	OR	OREGON TRAIL SCHOOL DISTRICT NO.46	OR
HARNEY EDUCATION SERVICE DISTRICT	OR	WEST LINN WILSONVILLE SCHOOL DISTRICT	OR
GREATER ALBANY PUBLIC SCHOOL DISTRICT	OR	MOLALLA RIVER SCHOOL DISTRICT NO.35	OR
LAKE OSWEGO SCHOOL DISTRICT 7J	OR	ESTACADA SCHOOL DISTRICT NO.108	OR
SOUTHERN OREGON EDUCATION SERVICE DISTRICT	OR	GLADSTONE SCHOOL DISTRICT	OR
SILVER FALLS SCHOOL DISTRICT	OR	ASTORIA SCHOOL DISTRICT 1C	OR
St Helens School District	OR	SEASIDE SCHOOL DISTRICT 10	OR
DAYTON SCHOOL DISTRICT NO.8	OR	NORTHWEST REGIONAL EDUCATION SERVICE DISTRICT	OR
Amity School District 4-J	OR	VERNONIA SCHOOL DISTRICT 47J	OR
SCAPPOOSE SCHOOL DISTRICT 1J	OR	SOUTH COAST EDUCATION SERVICE DISTRICT	OR
REEDSPORT SCHOOL DISTRICT	OR	COOS BAY SCHOOL DISTRICT NO.9	OR
FOREST GROVE SCHOOL DISTRICT	OR		

**Section 8**  
**U.S. Communities Additional Provisions**

COOS BAY SCHOOL DISTRICT	OR	LINN CO. SCHOOL DIST. 95C - SCIO SD	OR
NORTH BEND SCHOOL DISTRICT 13	OR	ONTARIO MIDDLE SCHOOL	OR
COQUILLE SCHOOL DISTRICT 8	OR	GERVAIS SCHOOL DIST. #1	OR
MYRTLE POINT SCHOOL DISTRICT NO.41	OR	NORTH SANTIAM SCHOOL DISTRICT 29J	OR
BANDON SCHOOL DISTRICT	OR	JEFFERSON SCHOOL DISTRICT	OR
BROOKING HARBOR SCHOOL DISTRICT NO.17-C	OR	SALEM-KEIZER PUBLIC SCHOOLS	OR
REDMOND SCHOOL DISTRICT	OR	MT. ANGEL SCHOOL DISTRICT NO.91	OR
DESCHUTES COUNTY SD NO.6 - SISTERS SD	OR	MARION COUNTY SCHOOL DISTRICT 103 - WASHINGTON ES	OR
DOUGLAS EDUCATION SERVICE DISTRICT	OR	MORROW COUNTY SCHOOL DISTRICT	OR
ROSEBURG PUBLIC SCHOOLS	OR	MULTNOMAH EDUCATION SERVICE DISTRICT	OR
GLIDE SCHOOL DISTRICT NO.12	OR	GRESHAM-BARLOW SCHOOL DISTRICT	OR
SOUTH UMPQUA SCHOOL DISTRICT #19	OR	DALLAS SCHOOL DISTRICT NO. 2	OR
YONCALLA SCHOOL DISTRICT NO.32	OR	CENTRAL SCHOOL DISTRICT 13J	OR
ELKTON SCHOOL DISTRICT NO.34	OR	St. Mary Catholic School	OR
DOUGLAS COUNTY SCHOOL DISTRICT 116	OR	CROSSROADS CHRISTIAN SCHOOL	OR
HOOD RIVER COUNTY SCHOOL DISTRICT	OR	ST. ANTHONY SCHOOL	OR
PHOENIX-TALENT SCHOOL DISTRICT NO.4	OR	Pedee School	OR
CENTRAL POINT SCHOOL DISTRICT NO. 6	OR	HERITAGE CHRISTIAN SCHOOL	OR
JACKSON CO SCHOOL DIST NO.9	OR	BEND-LA PINE SCHOOL DISTRICT	OR
ROGUE RIVER SCHOOL DISTRICT NO.35	OR	GLENDALE SCHOOL DISTRICT	OR
MEDFORD SCHOOL DISTRICT 549C	OR	LINCOLN COUNTY SCHOOL DISTRICT	OR
CULVER SCHOOL DISTRICT NO.	OR	PORTLAND PUBLIC SCHOOLS	OR
JEFFERSON COUNTY SCHOOL DISTRICT 509-J	OR	REYNOLDS SCHOOL DISTRICT	OR
GRANTS PASS SCHOOL DISTRICT 7	OR	CENTENNIAL SCHOOL DISTRICT	OR
LOST RIVER JR/SR HIGH SCHOOL	OR	NOBEL LEARNING COMMUNITIES	OR
KLAMATH FALLS CITY SCHOOLS	OR	St. Stephen's Academy	OR
LANE COUNTY SCHOOL DISTRICT 4J	OR	McMinnville Adventist Christian School	OR
SPRINGFIELD SCHOOL DISTRICT NO.19	OR	MARCOLA SCHL DIST	OR
CRESWELL SCHOOL DISTRICT	OR	Salem-Keizer 24J	OR
SOUTH LANE SCHOOL DISTRICT 45J3	OR	McKay High School	OR
LANE COUNTY SCHOOL DISTRICT 69	OR	Pine Eagle Charter School	OR
SIUSLAW SCHOOL DISTRICT	OR	Bend-La Pine Schools	OR
SWEET HOME SCHOOL DISTRICT NO.55	OR	Waldo Middle School	OR
		OAKLAND SCHOOL DISTRICT 001	OR
		hermiston school district	OR
		Clear Creek Middle School	OR
		Marist High School	OR
		Victory Academy	OR
		Vale School District No. 84	OR
		St. Mary School	OR

**Section 8**  
**U.S. Communities Additional Provisions**

Junction City High School	OR	ABIQUA SCHL	OR
Three Rivers School District	OR	Auxiliary services	OR
Fern Ridge School District	OR	Salem keizar school district	OR
JESUIT HIGH SCHL EXEC OFC	OR	Scio High School	OR
LASALLE HIGH SCHOOL	OR	Athena Weston School District 29RJ	OR
Southwest Christian School	OR	NW REGIONAL ESD-HILLSBORO	OR
Willamette Christian School	OR	Butte Falls School District	OR
Westside Christian High School	OR	Bend International School	OR
CS LEWIS ACADEMY	OR	Imbler School District #11	OR
Portland America School	OR	monument school	OR
Forest Hills Lutheran School	OR	PENDLETON SCHOOL DISTRICT #16R	OR
Mosier Community School	OR	Ohara Catholic School	OR
Koreducators Lep High	OR	MARCOLA SCHOOL DISTRICT 079J	OR
Warrenton Hammond School District	OR	LINN-BENTON-LINCOLN ESD	OR
Sutherlin School District	OR	Reynolds High School	OR
Malheur Elementary School District	OR	St. Paul School District	OR
Ontario School District	OR	Sabin-Schellenberg Technical Center	OR
Parkrose School District 3	OR	St Paul Parish School	OR
Riverdale School District 51J	OR	Joseph School District	OR
Tillamook School District	OR	EagleRidge High School	OR
Madeleine School	OR	Grant Community School	OR
Union School District	OR	Oak Hill School	OR
Helix School District	OR	Hope chinese charter	OR
Riddle School District	OR	Northwest Academy	OR
Helix School Dist #1 R	OR	Sunny Wolf Charter School	OR
Prospect School District	OR	MCKENZIE SCHOOL DISTRICT 068	OR
Ashbrook Independent School	OR	L'Etoiile French Immersion School	OR
Molalla River School District	OR	LA GRANDE SCHOOL DISTRICT 001	OR
Corvallis School District 509J	OR	FOSSIL SCHOOL DISTRICT 21J	OR
Falls City School District #57	OR	Marist Catholic High School	OR
Portland Christian Schools	OR	Springfield Public Schools	OR
LUCKIAMUTE VALLEY CHARTER SCHOOLS	OR	Elgin school dist.	OR
Insight School of Oregon Painted Hills	OR	French American International School	OR
Deer Creek Elementary School	OR	PLEASANT HILL SCH DIST #1	OR
Yamhill Carlton School District	OR	Ukiah School District 80R	OR
COLTON SCHL DIST 53	OR	Lake Oswego Montessori School	OR
ASHLAND PUBLIC SCHLS	OR	North Powder Charter School	OR
HARRISBURG SCHL DIST	OR	Siletz Valley School	OR
CENTRAL CURRY SCHL DIST#1	OR	WINSTON-DILLARD SCHOOL DISTRICT 116	OR
BNAI BRITH CAMP	OR	ALLIANCE CHARTER ACADEMY	OR
OREGON FOOD BANK	OR	French American School	OR
HOSANNA CHRISTIAN SCHL	OR	Mastery Learning Institute	OR



**Section 8**  
**U.S. Communities Additional Provisions**

North Lake School District 14	OR	MORROW COUNTY	OR
Early College High School	OR	Mckenzie Personnel Services	OR
Klamath County Fire District No. 1	OR	Washington County Facilities & Park Services	OR
Washington County Consolidated Communications Agency	OR	Multnomah County Department of Community Justice	OR
GILLIAM COUNTY OREGON	OR	NORCOR Juvenile Detention	OR
UMATILLA COUNTY, OREGON	OR	Tillamook County Estuary Job Council	OR
LANE ELECTRIC COOPERATIVE	OR	BAKER CNTY GOVT	OR
DOUGLAS ELECTRIC COOPERATIVE, INC.	OR	TILLAMOOK CNTY	OR
MULTNOMAH LAW LIBRARY	OR	CLACKAMS COUNTY COMMUNITY CORRECTIONS	OR
clackamas county	OR	Multnomah County Dept of County Assets	OR
CLATSOP COUNTY	OR	Wheeler County	OR
COLUMBIA COUNTY, OREGON	OR	Clackamas County Service District # 1/Tri-City Service District	OR
coos county	OR	Resource Connections of Oregon	OR
CROOK COUNTY ROAD DEPARTMENT	OR	Lane County Sheriff's Office	OR
CURRY COUNTY OREGON	OR	Clatsop County Sheriff's Office	OR
DESCHUTES COUNTY	OR	Harney County Community Corrections	OR
GILLIAM COUNTY	OR	Grant County Economic Development	OR
GRANT COUNTY, OREGON	OR	Baker County	OR
HARNEY COUNTY SHERIFFS OFFICE	OR	Josephine County Public Works	OR
HOOD RIVER COUNTY	OR	Clackamas County Juvenile Dept	OR
jackson county	OR	Columbia Basin Care Facility	OR
josephine county	OR	Clackamas County Disaster Management	OR
klamath county	OR	City of Seaside Police Department	OR
LANE COUNTY	OR	Best Care Treatment Center	OR
LINN COUNTY	OR	Boys & Girls Clubs of Emerald Valley	OR
MARION COUNTY , SALEM, OREGON	OR	MSB	OR
MULTNOMAH COUNTY	OR	Church of Christ	OR
SHERMAN COUNTY	OR	GWPMS	OR
WASCO COUNTY	OR	Operation Christmas	OR
YAMHILL COUNTY	OR	Dove Medical	OR
WALLOWA COUNTY	OR	Literary Expectations dba Moore Academy	OR
ASSOCIATION OF OREGON COUNTIES	OR	Love Thy Neighbor services	OR
NAMI LANE COUNTY	OR	Tamarack Aquatic Center	OR
BENTON COUNTY	OR	Seven Feathers Casino	OR
DOUGLAS COUNTY	OR	Direction Service, Inc.	OR
JEFFERSON COUNTY	OR		
LAKE COUNTY	OR		
LINCOLN COUNTY	OR		
POLK COUNTY	OR		
UNION COUNTY	OR		
WASHINGTON COUNTY	OR		

**Section 8**  
**U.S. Communities Additional Provisions**

Oliver P Lent PTA	OR	Grande Ronde Model Watershed	
Kairos	OR	Foundation	OR
Willamette Valley Rehab Center	OR	Western Environmental Law Center	OR
St Paul Baptist Church	OR	Oregon District 7 Little League	OR
Long Tom Watershed Council	OR	Mercy Flights, Inc.	OR
San Martin Deporres Catholic Church	OR	Metropolitan Contractor Improvement	
Portland Parks Foundation	OR	Partnership	OR
Sweet Home United Methodist Church	OR	The Christian Church of Hillsboro	
Math Learning Center, The	OR	Oregonb	OR
Maranatha Church	OR	Congregation Neveh Shalom	OR
Cedar Hills Baptist Church	OR	My Fathers House	OR
Good Samaritan Ministries	OR	Step Forward Activities Inc	OR
New Hope Christain College	OR	HHoly Trinity Greek Orthodox	
Unitarian Universalist Church in Eugene	OR	Cathedral	OR
Emmanuel Bible Church	OR	MECOP Inc.	OR
Portland Community Media	OR	Workforce Northwest Inc	OR
La Pine Chamber of Commerce	OR	Lane Arts Council	OR
Stone Creek Christian Church	OR	Building Healthy Family	OR
Rogue Valley Youth Football	OR	Intergral Youth Services	OR
Bend Elks Lodge 1371	OR	Children Center At Trinity	OR
Friendly House, Inc.	OR	OUR SAVIOR'S LUTHERAN CHURCH	OR
Klamath Siskiyou Wildlands Center	OR	Beaverton Christians Church	OR
Grace Christian Fellowship	OR	Oregon Humanities	OR
Reliance eHealth Collaborative	OR	St. Pius X School	OR
Wild Rogue Youth Foundation, Inc.	OR	Community Connection of Northeast Oregon, Inc.	OR
Grants Pass Seventh-day Adventist Church	OR	St Mark Presbyterian Church	OR
Corvallis Waldorf School	OR	Living Opportunities, Inc.	OR
Farmworkers Housing Development Corporation	OR	Coos Art Museum	OR
World Forestry Center	OR	OETC	OR
Adapt	OR	Blanchet House of Hospitality	OR
Kid Time	OR	Garten Services Inc	OR
Oregon Farm Bureau	OR	Incite Incorporated	OR
Mt Emily Safe Center	OR	Merchants Exchange of Portland, Oregon	OR
Salem First Presbyterian Church	OR	Coalition for a Livable Future	OR
Rolling Hills Baptist Church	OR	West Salem United Methodist	OR
Baker Elks	OR	Rogue River Watershed Council	OR
Gates Community Church of Christ	OR	Central Oregon Visitors Association	OR
PIP Corps LLC	OR	Soroptimist International of Gold Beach, OR	OR
Turtle Ridge Wildlife Center	OR	Real Life Christian Church	OR

**Section 8**  
**U.S. Communities Additional Provisions**

Milwaukie-Portland Lodge No.142		ENTERPRISE FOR EMPLOYMENT AND	
Benevolent and Protective Order of Elk	OR	EDUCATION	OR
Mainstage Theatre Company	OR	OMNIMEDIX INSTITUTE	OR
Dayton Christian Church	OR	PORTLAND BUSINESS ALLIANCE	OR
Delphian School	OR	GATEWAY TO COLLEGE NATIONAL	
AVON	OR	NETWORK	OR
EPUD-Emerald People's Utility District	OR	FOUNDATIONS FOR A BETTER OREGON	OR
Human Solutions, Inc.	OR	GOAL ONE COALITION	OR
The Wallace Medical Concern	OR	ATHENA LIBRARY FRIENDS	
Boys & Girls Club of Salem, Marion & Polk Counties	OR	ASSOCIATION	OR
		Coastal Family Health Center	OR
The Ross Ragland Theater and Cultural Center	OR	CENTER FOR COMMUNITY CHANGE	OR
		STAND FOR CHILDREN	OR
Girl Scouts of Oregon and SW Washington, Inc.	OR	ST. VINCENT DEPAUL OF LANE COUNTY	OR
		EAST SIDE FOURSQUARE CHURCH	OR
Cedar Sinai Park-Robison Jewish Healthcare	OR	CORVALLIS MOUNTAIN RESCUE UNIT	OR
		InventSuccess	OR
Cascade Health Solutions	OR	SHERIDAN JAPANESE SCHOOL	
Umpqua Community Health Center	OR	FOUNDATION	OR
ALZHEIMERS NETWORK OF OREGON	OR	The Blosser Center for Dyslexia	
NATIONAL WILD TURKEY FEDERATION	OR	Resources	OR
TILLAMOOK ESTUARIES PARTNERSHIP LIFEWORKS NW	OR	MOSAIC CHURCH	OR
		HOUSING AUTHORITY OF LINCOLN COUNTY	OR
Independent Development Enterprise Alliance	OR	RENEWABLE NORTHWEST PROJECT	OR
MID-WILLAMETTE VALLEY COMMUNITY ACTION AGENCY, INC	OR	INTERNATIONAL SUSTAINABLE DEVELOPMENT FOUNDATION	OR
HALFWAY HOUSE SERVICES, INC.	OR	CONSERVATION BIOLOGY INSTITUTE	OR
REDMOND PROFICIENCY ACADEMY	OR	THE NATIONAL ASSOCIATION OF	
OHSU FOUNDATION	OR	CREDIT MANAGEMENT-OREGON, INC.	OR
SHELTERCARE	OR	BLACHLY LANE ELECTRIC COOPERATIVE	OR
PRINGLE CREEK SUSTAINABLE LIVING CENTER	OR	MORNING STAR MISSIONARY BAPTIST CHURCH	OR
PACIFIC INSTITUTES FOR RESEARCH	OR	NORTHWEST FOOD PROCESSORS	
Mental Health for Children, Inc.	OR	ASSOCIATION	OR
The Dreaming Zebra Foundation	OR	INDEPENDENT INSURANCE AGENTS	
LAUREL HILL CENTER	OR	AND BROKERS OF OREGON	OR
THE OREGON COMMUNITY FOUNDATION	OR	OREGON EDUCATION ASSOCIATION	OR
		HEARING AND SPEECH INSTITUTE INC	OR
OCHIN	OR	SALEM ELECTRIC	OR
WE CARE OREGON	OR	MORRISON CHILD AND FAMILY	
SE WORKS	OR	SERVICES	OR
		JUNIOR ACHIEVEMENT	OR

**Section 8**  
**U.S. Communities Additional Provisions**

CENTRAL BIBLE CHURCH	OR	GRANT PARK CHURCH	OR
MID COLUMBIA MEDICAL CENTER- GREAT 'N SMALL	OR	ST. MARYS OF MEDFORD, INC.	OR
TRILLIUM FAMILY SERVICES, INC.	OR	US CONFERENCE OF MENONNITE	
YWCA SALEM	OR	BRETHREN CHURCHES	OR
PORTLAND ART MUSEUM	OR	FAITHFUL SAVIOR MINISTRIES	OR
SAINT JAMES CATHOLIC CHURCH	OR	OREGON CITY CHURCH OF THE	
SOUTHERN OREGON HUMANE SOCIETY	OR	NAZARENE	OR
VOLUNTEERS OF AMERICA OREGON	OR	OREGON COAST COMMUNITY ACTION	OR
CENTRAL DOUGLAS COUNTY FAMILY YMCA	OR	EDUCATION NORTHWEST	OR
METROPOLITAN FAMILY SERVICE	OR	COMMUNITY ACTION TEAM, INC.	OR
OREGON MUSUEM OF SCIENCE AND INDUSTRY	OR	EUGENE SYMPHONY ASSOCIATION, INC.	OR
FIRST UNITARIAN CHURCH	OR	STAR OF HOPE ACTIVITY CENTER INC.	OR
ST. ANTHONY CHURCH	OR	SPARC ENTERPRISES	OR
Good Shepherd Medical Center	OR	SOUTHERN OREGON CHILD AND FAMILY COUNCIL, INC.	OR
Salem Academy	OR	SALEM ALLIANCE CHURCH	OR
GEN CONF OF SDA CHURCH WESTERN OR	OR	Lane Council of Governments	OR
PORTLAND ADVENTIST ACADEMY	OR	FORD FAMILY FOUNDATION	OR
ST VINCENT DE PAUL	OR	TRAILS CLUB	OR
OUTSIDE IN	OR	NEWBERG FRIENDS CHURCH	OR
UNITED CEREBRAL PALSY OF OR AND SW WA	OR	WOODBURN AREA CHAMBER OF COMMERCE	OR
WILLAMETTE VIEW INC.	OR	CONTEMPORARY CRAFTS MUSEUM AND GALLERY	OR
PORTLAND HABILITATION CENTER, INC.	OR	CITY BIBLE CHURCH	OR
OREGON STATE UNIVERSITY ALUMNI ASSOCIATION	OR	OREGON LIONS SIGHT & HEARING FOUNDATION	OR
ROSE VILLA, INC.	OR	PORTLAND WOMENS CRISIS LINE	OR
NORTHWEST LINE JOINT APPRENTICESHIP & TRAINING COMMITTEE	OR	THE SALVATION ARMY - CASCADE DIVISION	OR
BOYS AND GIRLS CLUBS OF PORTLAND METROPOLITAN AREA	OR	WILLAMETTE FAMILY	OR
ROGUE FEDERAL CREDIT UNION	OR	WHITE BIRD CLINIC	OR
Oregon Research Institute	OR	GOODWILL INDUSTRIES OF LANE AND SOUTH COAST COUNTIES	OR
WILLAMETTE LUTHERAN HOMES, INC	OR	PLANNED PARENTHOOD OF SOUTHWESTERN OREGON	OR
LANE MEMORIAL BLOOD BANK	OR	HOUSING NORTHWEST	OR
PORTLAND JEWISH ACADEMY	OR	OREGON ENVIRONMENTAL COUNCIL	OR
LANECO FEDERAL CREDIT UNION	OR	MEALS ON WHEELS PEOPLE, INC.	OR
		FAITH CENTER	OR
		OREGON CHILD DEVELOPMENT COALITION	OR

**Section 8**  
**U.S. Communities Additional Provisions**

Bob Belloni Ranch, Inc.	OR	PORT CITY DEVELOPMENT CENTER	OR
GOOD SHEPHERD COMMUNITIES	OR	VIRGINIA GARCIA MEMORIAL HEALTH	
SACRED HEART CATHOLIC DAUGHTERS	OR	CENTER	OR
HELP NOW! ADVOCACY CENTER	OR	CENTRAL CITY CONCERN	OR
TENAS ILLAHEE CHILDCARE CENTER	OR	CANBY FOURSQUARE CHURCH	OR
SUNRISE ENTERPRISES	OR	EMERALD PUD	OR
LOOKING GLASS YOUTH AND FAMILY		VERMONT HILLS FAMILY LIFE CENTER	OR
SERVICES	OR	BENTON HOSPICE SERVICE	OR
SERENITY LANE	OR	INTERNATIONAL SOCIETY FOR	
EAST HILL CHURCH	OR	TECHNOLOGY IN EDUCATION	OR
LA GRANDE UNITED METHODIST		COMMUNITY CANCER CENTER	OR
CHURCH	OR	OPEN MEADOW ALTERNATIVE	
COAST REHABILITATION SERVICES	OR	SCHOOLS, INC.	OR
Edwards Center Inc	OR	CASCADIA BEHAVIORAL HEALTHCARE	OR
ALVORD-TAYLOR INDEPENDENT		WILD SALMON CENTER	OR
LIVING SERVICES	OR	BROAD BASE PROGRAMS INC.	OR
NEW HOPE COMMUNITY CHURCH	OR	SUNNYSIDE FOURSQUARE CHURCH	OR
KLAMATH HOUSING AUTHORITY	OR	TRAINING EMPLOYMENT	
QUADRIPLIGICS UNITED AGAINST		CONSORTIUM	OR
DEPENDENCY, INC.	OR	RELEVANT LIFE CHURCH	OR
SPONSORS, INC.	OR	211INFO	OR
COLUMBIA COMMUNITY MENTAL		SONRISE CHURCH	OR
HEALTH	OR	LIVING WAY FELLOWSHIP	OR
ADDICTIONS RECOVERY CENTER, INC	OR	Women's Safety & Resource Center	OR
METRO HOME SAFETY REPAIR		SEXUAL ASSAULT RESOURCE CENTER	OR
PROGRAM	OR	IRCO	OR
OREGON SUPPORTED LIVING		NORTHWEST YOUTH CORPS	OR
PROGRAM	OR	TILLAMOOK CNTY WOMENS CRISIS	
SOUTH COAST HOSPICE, INC.	OR	CENTER	OR
ALLFOURONE/CRESTVIEW		SECURITY FIRST CHILD DEVELOPMENT	
CONFERENCE CTR.	OR	CENTER	OR
The International School	OR	CLASSROOM LAW PROJECT	OR
REBUILDING TOGETHER - PORTLAND		YOUTH GUIDANCE ASSOC.	OR
INC.	OR	PREGNANCY RESOUCCE CENTERS OF	
PENDLETON ACADEMIES	OR	GRETER PORTLAND	OR
PACIFIC FISHERY MANAGEMENT		ELMIRA CHURCH OF CHRIST	OR
COUNCIL	OR	JASPER MOUNTAIN	OR
DOGS FOR THE DEAF, INC.	OR	ACUMENTRA HEALTH	OR
PUBLIC DEFENDER SERVICES OF LANE		WORKSYSTEMS INC	OR
COUNTY, INC.	OR	COVENANT CHRISTIAN HOOD RIVER	OR
EMMAUS CHRISTIAN SCHOOL	OR	OREGON DONOR PROGRAM	OR
DELIGHT VALLEY CHURCH OF CHRIST	OR	NAMI OREGON	OR
SAINT CATHERINE OF SIENA CHURCH	OR	OLIVET BAPTIST CHURCH	OR

**Section 8**  
**U.S. Communities Additional Provisions**

SILVERTON AREA COMMUNITY AID	OR	NORTHWEST ENERGY EFFICIENCY	
CONFEDERATED TRIBES OF GRAND		ALLIANCE	OR
RONDE	OR	BONNEVILLE ENVIRONMENTAL	
NEIGHBORIMPACT	OR	FOUNDATION	OR
CATHOLIC COMMUNITY SERVICES	OR	SUMMIT VIEW COVENANT CHURCH	OR
NEW AVENUES FOR YOUTH INC	OR	SALMON-SAFE INC.	OR
LA CLINICA DEL CARINO FAMILY		BETHEL CHURCH OF GOD	OR
HEALTH CARE CENTER	OR	PROVIDENCE HOOD RIVER MEMORIAL	
DECISION SCIENCE RESEARCH		HOSPITAL	OR
INSTITUTE, INC.	OR	SAINT ANDREW NATIVITY SCHOOL	OR
WESTERN STATES CENTER	OR	BARLOW YOUTH FOOTBALL	OR
HIV ALLIANCE, INC	OR	SPOTLIGHT THEATRE OF PLEASANT	
PARTNERSHIPS IN COMMUNITY		HILL	OR
LIVING, INC.	OR	FAMILIES FIRST OF GRANT COUNTY,	
FANCONI ANEMIA RESEARCH FUND		INC.	OR
INC.	OR	TOUCHSTONE PARENT ORGANIZATION	OR
BLIND ENTERPRISES OF OREGON	OR	CANCER CARE RESOURCES	OR
OREGON BALLET THEATRE	OR	CASCADIA REGION GREEN BUILDING	
SMART	OR	COUNCIL	OR
All God's Children International	OR	SHERMAN DEVELOPMENT LEAGUE,	
FARMWORKER HOUSING DEV CORP	OR	INC.	OR
UMPQUA COMMUNITY		SCIENCEWORKS	OR
DEVELOPMENT CORPORATION	OR	WORD OF LIFE COMMUNITY CHURCH	OR
REGIONAL ARTS AND CULTURE		SOCIAL VENTURE PARTNERS	
COUNCIL	OR	PORTLAND	OR
THE EARLY EDUCATION PROGRAM,		OREGON PROGRESS FORUM	OR
INC.	OR	CENTER FOR RESEARCH TO PRACTICE	OR
MACDONALD CENTER	OR	WESTERN RIVERS CONSERVANCY	OR
EVERGREEN AVIATION MUSEUM AND		UNITED WAY OF THE COLUMBIA	
CAP. MICHAEL KING.	OR	WILLAMETTE	OR
SELF ENHANCEMENT INC.	OR	EUGENE BALLET COMPANY	OR
FRIENDS OF THE CHILDREN	OR	EAST WEST MINISTRIES	
SOUTH LANE FAMILY NURSERY DBA		INTERNATIONAL	OR
FAMILY RELIEF NURSE	OR	SISKIYOU INITIATIVE	OR
COMMUNITY VETERINARY CENTER	OR	EDUCATIONAL POLICY IMPROVEMENT	
PORTLAND SCHOOLS FOUNDATION	OR	CENTER	OR
SUSTAINABLE NORTHWEST	OR	North Pacific District of Foursquare	
OREGON DEATH WITH DIGNITY	OR	Churches	OR
BIRCH COMMUNITY SERVICES, INC.	OR	CATHOLIC CHARITIES	OR
BAY AREA FIRST STEP, INC.	OR	FIRST CHURCH OF THE NAZARENE	OR
OSLC COMMUNITY PROGRAMS	OR	WESTSIDE BAPTIST CHURCH	OR
EN AVANT, INC.	OR	Housing Development Center	OR
ASHLAND COMMUNITY HOSPITAL	OR	Hoodview Christian Church	OR



**Section 8**  
**U.S. Communities Additional Provisions**

Child Evangelism Fellowship	OR	Polk Soil and Water Conservation	
Little Promises Children's Program	OR	District	OR
UNION GOSPEL MISSION	OR	Street Ministry	OR
GRACE BAPTIST CHURCH	OR	La Grande Church of the Nazarene	OR
COMMUNITY ACTION ORGANIZATION	OR	Spruce Villa, Inc.	OR
OUTSIDE IN	OR	OREGON SCHOOL BOARDS	
MAKING MEMORIES BREAST CANCER		ASSOCIATION	OR
FOUNDATION, INC.	OR	House of Prayer for All Nations	OR
ELAW	OR	Sacred Heart Catholic Church	OR
COMMUNITY HEALTH CENTER, INC	OR	African American Health Coaliton, Inc.	OR
Greater Portland INC	OR	Happy Canyon Company	OR
Eugene Builders Exchange	OR	Village Home Education Resource	
Boys & Girls Club of Corvallis	OR	Center	OR
Southeast Uplift Neighborhood		Monet's Children's Circle	OR
Coalition	OR	Cascade Housing Association	OR
First United Presbyterian Church	OR	Dayspring Fellowship	OR
PDX Wildlife	OR	Northwest Habitat Institute	OR
Friends of the Opera House	OR	Winding Waters Medical Clinic	OR
Jackson-Josephine 4-C Council	OR	Sacred Heart-St Louis Parish	OR
North Coast Family Fellowship	OR	First Baptist Church	OR
P E C I	OR	The Nature Conservancy, Willamette	
Childswork Learning Center	OR	Valley Field Office	OR
Portland Schools Alliance	OR	Serenity Lane Health Services	OR
New Artists Performing Arts		Portland Community Reinvestment	
Productions, Inc.	OR	Initiatives, Inc.	OR
Relief Nursery	OR	Christians As Family Advovates	OR
St. Mary's Episcopal Church	OR	GeerCrest Farm & Historical Society	OR
Viking Sal Senior Center	OR	College United Methodist Church	OR
Boys and Girls Club of the rogue valley	OR	The Collins Foundation	OR
Lincoln City Chamber of Commerce	OR	Prince of Peace Lutheran Church &	
DrupalCon Inc., DBA Drupal		School	OR
Association	OR	NEDCO	OR
Albany Partnership for Housing and		Salem Evangelical Church	OR
Community Development	OR	Wild Lilac Child Development	
SEED OF FAITH MINISTRIES	OR	Community	OR
Hermiston Christian Center & School	OR	Daystar Education, Inc.	OR
SALEM FREE CLINICS	OR	Oregon Social Learning Center	OR
Dress for Success Oregon	OR	Pain Society of Oregon	OR
Beaverton Rock Creek Foursquare		environmental law alliance worldwide	OR
Church	OR	Eugene Country Club	OR
St Paul Catholic Church	OR	Community in Action	OR
St Mary's Catholic School and Parish	OR	Willamette Valley Baptist Church	OR
		Curry County Habitat for Humanity	OR

**Section 8**  
**U.S. Communities Additional Provisions**

Northwood Christian Church	OR	Sunny Oaks Inc	OR
Tuality Healthcare	OR	Hospice Center Bend La Pine	OR
Safe Harbors	OR	Westside Foursquare Church	OR
FIRST CHRISTIAN CHURCH	OR	Relief Nursery Inc	OR
Pacific Classical Ballet	OR	Morning Star Community Church	OR
Depaul Industries	OR	MULTNOMAH DEFENDERS INC	OR
African American Health Coalition	OR	Providence Health System	OR
Jesus Prayer Book	OR	Holy Trinity Catholic Church	OR
Coalition Of Community Health	OR	Holy Redeemer Catholic Church	OR
River Network	OR	Alliance Bible Church	OR
CCI Enterprises Inc	OR	CARE OREGON	OR
Oregon Nurses Association	OR	Mid Columbia Childrens Council	OR
GOODWILL INDUSTRIES OF THE		HUMANE SOCIETY OF REDMOND	OR
COLUMBIA WILLAMETTE	OR	Our Redeemer Lutheran Church	OR
Mount Angel Abbey	OR	Kbps Public Radio	OR
YMCA OF ASHLAND	OR	Skyball Salem Keizer Youth Bas	OR
YMCA OF COLUMBIA-WILLAMETTE		Open Technology Center	OR
ASSOCIATION SERVICES	OR	Grace Chapel	OR
Multnomah Law Library	OR	CHILDREN'S MUSEUM 2ND	OR
Friends Of Tryon Creek State P	OR	Solid Rock	OR
Ontrack Inc.	OR	West Chehalem Friends Church	OR
Calvin Presbyterian Church	OR	Guide Dogs For The Blind	OR
HOLT INTL CHILD	OR	Aldersgate Camps and Retreats	OR
St John The Baptist Catholic	OR	St. Katherine's Catholic Church	OR
Portland Foursquare Church	OR	The Alliance NW of the Christian &	
Portland Christian Center	OR	Missionary Alliance	OR
Church Extension Plan	OR	Bags of Love	OR
Occu Afghanistan Relief Effort	OR	Grand View Baptist Church	OR
EUGENE FAMILY YMCA	OR	Green Electronics Council	OR
Christ The King Parish and School	OR	Scottish Rite	OR
Newberg Christian Church	OR	Western Wood Products Association	OR
First United Methodist Church	OR	Grace Baptist Church of St. Helens, Lil	
Zion Lutheran Church	OR	Learners Preschool	OR
Southwest Bible Church	OR	THE NEXT DOOR	OR
Community Works Inc	OR	NATIONAL PSORIASIS FOUNDATION	OR
Masonic Lodge Pearl 66	OR	NEW BEGINNINGS CHRISTIAN CENTER	OR
Molalla Nazarene Church	OR	HIGHLAND UNITED CHURCH OF CHRIST	OR
Transition Projects, Inc	OR	OREGON REPERTORY SINGERS	OR
St Michaels Episcopal Church	OR	HIGHLAND HAVEN	OR
Saint Johns Catholich Church	OR	FAIR SHARE RESEARCH AND	
Community Learning Center	OR	EDUCATION FUND	OR
Old Mill Center for Children and Families	OR	Oregon Satsang Society, Inc., A chartered Affiliate of ECKANKAR , ECKA	OR

**Section 8**  
**U.S. Communities Additional Provisions**

First Baptist Church of Enterprise	OR	Billy Webb Elks lodge #1050	OR
The Canby Center	OR	Silverton Senior Center	OR
REDMOND FIRE & RESCUE	OR	First Evangelical Presbyterian Church of Oregon City	OR
Instituto de Cultura y Arte In Xochitl In Cuicatl	OR	Joyful Servant Lutheran Church	OR
McKenzie Personnel Systems	OR	Sandy Seventh-day Adventist Church	OR
OSLC COMMUNITY PROGRAMS OCP	OR	Muddy Creek Charter School	OR
Oregon Nikkei Endowment	OR	A FAMILY FOR EVERY CHILD	OR
Grace Community Church	OR	PORT OF CASCADE LOCKS	OR
Eastern Oregon Alcoholism Foundation	OR	1000 FRIENDS OF OREGON	OR
Grantmakers for Education	OR	OREGON PEDIATRIC SOCIETY	OR
The Spiral Gallery	OR	NONPROFIT ASSOCIATION OF OREGON	OR
The ALS Association Oregon and SW Washington Chapter	OR	LUKE DORF INC	OR
Children's Relief Nursery	OR	FAMILY CARE INC	OR
Home Builders	OR	MEDICAL TEAMS INTL	OR
New Life Baptist Church	OR	Clean Slate Canine Rescue & Rehabilitation	OR
Feral Cat Awareness Team	OR	St. Martins Episcopal church	OR
Florence United Methodist Church	OR	Tower Theatre Foundation, Inc	OR
World of Speed	OR	Food for Lane County	OR
SW Community Health Center	OR	Clatsop Behavioral Healthcare	OR
Energy Trust of Oregon	OR	West Coast Haunters Convention	OR
St. Vincent de Paul Church	OR	columbia gorge discovery center and museum	OR
Fr. Bernard Youth Center	OR	NAMI of Washington County	OR
Oregon Psychoanalytic Center	OR	American Legion Aloha Post 104	OR
Store to Door	OR	The Dalles Art Association	OR
Oregon Translational Research and Development Insitute	OR	Temple Beth Israel	OR
Depaul Industries	OR	Willamette Leadership Academy/Pioneer Youth Corps Of Oregon	OR
OUR LADY OF PERPETUAL HELP CATHOLIC CHURCH ALBANY OREGON	OR	Rose Haven	OR
SELCO Community Credit Union	OR	Dallas Church	OR
Prairie Baptist Church	OR	OREGON STATE UNIVERSITY BOOKSTORE INC	OR
North Coast Christian Church	OR	NORTH WILLAMETTE VALLEY HABITAT FOR HUMANITY	OR
Union County Economic Development Corp.	OR	FAIRFIELD BAPTIST CHURCH	OR
Camelto Theatre Company	OR	Sexual Assault Support Services	OR
Camp Fire Columbia	OR	Neskowin Valley School	OR
TAKE III OUTREACH	OR	RON WILSON CENTER FOR EFFECTIVE LIVING INC	OR
Rolling Hills Community Church	OR	St. Joseph Shelter	OR
Eugene Swim and Tennis Club	OR		
Summa Institute	OR		
Amani Center	OR		

**Section 8**  
**U.S. Communities Additional Provisions**

The Inn Home for Boys, Inc.9138	OR	Consumers Power Inc.	OR
MCKENZIEWATERSHED COUNCIL	OR	A. C. Gilbert's Discovery Village	OR
Opportunity Connections	OR	First Lutheran Church of Astoria	OR
MENNONITE HOME OF ALBANY INC	OR	Fund For Christian Charity	OR
Oregon Technical Assistance Corporation	OR	Deer Meadow Assisted Living	OR
Oregon And Southern Idaho Laborers Employers Training School	OR	Oregon Laborers-Employer Administrative Fund, LLC	OR
New Life Fellowship Church of God	OR	Umpqua Basin Water Association	OR
Gladstone Senior Center	OR	Alpha Lambda House Corporation	OR
Education Travel & Culture, Inc.	OR	St John Fisher Catholic Church Portland Oregon	OR
Rural Development Initiatives	OR	Eugene Creative Care	OR
Jason Lee Manor/UMRC	OR	VFW POST 4248	OR
Jesus Pursuit Church	OR	The Church of Christ of Latter Day Saints	OR
YMCA of Marion and Polk Counties	OR	Cascade Height Public Charter School	
Urban Gleaners	OR	PTA	OR
PacificSource Health	OR	G.O.B.H.I	OR
Faith Christian Fellowship	OR	Association of Oregon Corrections Employees, Inc.	OR
Brookings Elks Lodge	OR	A Jesus Church Family	OR
Tualatin Lacrosse Club	OR	300 Main Inc	OR
Tillamook Seventh Day Adventist Church	OR	Southwestern Oregon Public Defender Services, Inc.	OR
Oregon Jewish Community Foundation	OR	Albertina Kerr Centers	OR
East River Fellowship	OR	Dufur Christian Church	OR
Holy Family Academy	OR	St. Matthew Catholic School	OR
FIRST BAPTIST CHURCH OF EUGENE	OR	Serendipity Center Inc	OR
PORTLAND METRO RESIDENTIAL SERVICES	OR	Yellowhawk Tribal Health	OR
Peace Lutheran Church	OR	CASA of Marion County	OR
Living Word Christian Center	OR	Oregoinans for Food & Shelter	OR
Housing Authority of Douglas County	OR	Westside Church of Christ Inc	OR
Vietnamese Christian Community Church	OR	Northwest Family Services	OR
Forest Park Conservancy	OR	Network Charter School	OR
Friends for Animals	OR	Ride Connecton	OR
Family Building Blocks	OR	Parenting Now!	OR
Greenleaf Industries	OR	Christian Church of Woodburn	OR
Ananda Center at Laurelwood	OR	Verde	OR
Goodwill Industries of Lane and South Coast	OR	Native American Youth and Family Center Early College Academy	OR
RB Pamplin Corportaion	OR	USO Northwest	OR
Agia Sophia Academy	OR	Norkenzie Christian Church	OR
Friends of Driftwood Library	OR	Little Flower Development Center	OR

**Section 8**  
**U.S. Communities Additional Provisions**

TLO Farms	OR	National Christian Community	
Evergreen Wings and Waves	OR	Foundation	OR
Ascension Episcopal Parish	OR	Legal Aid Services of Oregon LITC	OR
Center for Family Development	OR	The Sunriver Owners Association	OR
West Salem Foursquare Church	OR	Willamette Valley Babe Ruth	OR
Good Samaritan Ministry	OR	Center For Continuous Improvement	OR
Grace Lutheran Church of Molalla	OR	Northwest Center for Alternatives to	
Trinity Lutheran	OR	Pesticides	OR
HOPE LUTHERAN CHURCH	OR	Junction City/Harrisburg/Monroe	
Mount Pisgah Arboretum	OR	Habitat for Humanity	OR
Redeemer Lutheran Church	OR	The Followers of Christ Church of	
Disjecta Contemporary Art Center	OR	Oregon City	OR
Korean Central Covenant Church of Eugene	OR	SEIU Local 49	OR
Yankton Baptist Church	OR	Emerald Media Group	OR
BioGift Anatomical	OR	West Hills Christian School	OR
Lower Columbia Estuary Partnership	OR	Trillium Sprigs	OR
Fur Footed Rescue, Inc.	OR	Smith Memorial Presbyterian Church	OR
Mt Hood Hospice	OR	Western Arts Alliance	OR
Oppportunity Foundation of central Oregon	OR	Youth Dynamics	OR
Constructing Hope	OR	Ashland Art Center	OR
Sprinkfield Elks #2145	OR	Apostolic Church of Jesus Christ	OR
Abuse Recovery Ministry & Services	OR	DOUGLAS FOREST PROTECTIVE	OR
Oasis Shelter Home	OR	Echo Theater Company	OR
ST HENRYS CHURCH	OR	Corvallis Caring Place	OR
Nehalem Bay House	OR	Oregon Lyme Disease Network	OR
UNITED METHODIST CHURCH	OR	Ecotrust	OR
p:ear	OR	SPECIAL MOBILITY SERVICES	OR
Health Share of Oregon	OR	Bethlehem Christian Pre-School	OR
St. Peter Catholic Church	OR	Historical Outreach Foundation	OR
Mid Willamette Valley Community Action	OR	Teras Interventions and Counseling Inc	OR
A Hope For Autism Foundation	OR	Brooklyn Primary PTO	OR
NW Sport Fishing	OR	Mountain View Academy	OR
Breast Friends	OR	Salem Area Chamber of Commerce	OR
ScienceWorks Museum	OR	First Congregational Chrch	OR
Willamette Neighborhood Housing Services	OR	OREGON STATE FAIR	OR
South Salem High Music Boosters	OR	Tri-County Chamber of Commerce Inc	OR
SEPTL Southeast Portland Tool Library	OR	Ronald McDonald House Charities of Oregon & Southwest Washington	OR
Kids Unllimited Academy	OR	Center for Human Development	OR
Cappella Romana	OR	God's Storehouse Pantry	OR
		Clackamas River Trout Unlimited	OR
		SafeHaven Humane Society	OR
		Rainier Assembly of God	OR

**Section 8**  
**U.S. Communities Additional Provisions**

Tilikum Center for Retreats and Outdoor Ministries	OR	Olive Plaza	OR
Washington Park Transportation Management Association	OR	Rogue Valley Humane Society	OR
Travel Lane County	OR	Willamette Carpenters Training Center, Inc	OR
Hinson Baptist Church	OR	Great Portland Bible	OR
Alvord Taylor	OR	College Possible	OR
EUGENE CHRISTIAN FELLOWSHIP	OR	Unithed Way	OR
Bridges to Change	OR	Community Energy Project	OR
Risen Records	OR	Bridgeport Community Chapel	OR
DePaul Treatment Centers, Inc.	OR	Oswego Lake Country Club	OR
Ministerio International Casa	OR	Urban League of Portland	OR
New Paradise Worship Center	OR	La Grande Foursquare Church	OR
Mission Increase Foundation	OR	Portland Oregon Visitors Association	OR
Curry Public Transit Inc	OR	Barter Union International	OR
THREE RIVERS CASINO	OR	Southern Oregon Project Hope	OR
Brookings Harbor Christian School	OR	Our United Villages	OR
Local 290	OR	Sunset Presbyterian Church	OR
Hope Church of The Assemblies of God Albany Oregon	OR	Youth M.O.V.E. Oregon	OR
Sherwood Community Friends Church	OR	Samaritan Health Services Inc.	OR
Bethesda Lutheran Church	OR	St. Mary's Church	OR
Legacy Mt. Hood Medical Center	OR	Santiam Assembly of God	OR
Adelante Mujeres	OR	CASCADES WEST FINANCIAL SERVICES	
Yamhill Community Care Organization	OR	IN	OR
Trinity United Methodist Church	OR	Kilchis House	OR
Portland Japanese Garden	OR	Calvary Assembly of God	OR
Ike Box Cafe	OR	Lake Grove Presbyterian Church	OR
The Madeleine Parish	OR	Grace Lutheran School	OR
The Tucker-Maxon Oral School	OR	Western Mennonite School	OR
Southwest Neighborhoods, Inc	OR	OEA CHOICE TRUST	OR
Wallowa Valley Center For Wellness	OR	American Tinnitus Association	OR
KIDS INTERVENTION AND DIAGNOSTIC CENTER	OR	Oregon Coast Aquarium, Inc.	OR
Joy Church Eugene	OR	HOPE POINT CHURCH	OR
Portland Yacht Club	OR	Unitus Community Credit Union	OR
League of Women Voters	OR	St John the Baptist Greek Orthodox Church	OR
Oregon & Southern Idaho District Council of Laborers'	OR	Parkinson's Resources of Oregon	OR
Portland Police Sunshine Division	OR	Oregon Independent Automobile Dealers Association	OR
Curry Health Network	OR	COLUMBIA PACIFIC ECONOMIC DEVELOPMENT DISTRICT OF OREGON	OR
United Way of Lane County	OR	St. Elizabeth Ann Seton Church	OR
The Lighthouse School	OR	St Andrews Presbyterian	OR



**Section 8**  
**U.S. Communities Additional Provisions**

Oregon Rural Electric Cooperative Association	OR	OSU Deschutes County Extension Service	OR
THE MILL CASINO	OR	Portland Actors Conservatory	OR
Gateway Prebyterian Church	OR	University Of Oregon Athletics Department	OR
Oregon Jewish Museum and Center for Holoacust Education	OR	Ecola Bible School	OR
Northwest Opening	OR	Tokyo Int'l University of America, Inc	OR
Oregon State University	OR	WARNERPACIFIC COLG	OR
Treasure Valley Community College	OR	Beta Omega Alumnae	OR
Institute of Technology	OR	Oregon Institute of Technology	OR
Unviersity of Oregon	OR	SOUTHERN OREGON UNIVERSITY	OR
OREGON UNIVERSITY SYSTEM	OR	EASTERN OREGON UNIVERSITY	OR
University of Western States	OR	Wilco Farmers	OR
GEORGE FOX UNIVERSITY	OR	Harvest Church	OR
LEWIS AND CLARK COLLEGE	OR	Society of American Foresters	OR
PACIFIC UNIVERSITY	OR	Clackamas River Water Providers	OR
REED COLLEGE	OR	eickhoff dev co inc	OR
WILLAMETTE UNIVERSITY	OR	Cornerstone Association Inc	OR
LINFIELD COLLEGE	OR	The Klamath Tribe	OR
MULTNOMAH BIBLE COLLEGE	OR	advocate care	OR
NORTHWEST CHRISTIAN COLLEGE	OR	Cannon Beach Fire	OR
NATIONAL COLLEGE OF NATURAL MEDICINE	OR	Life Flight Network LLC	OR
BLUE MOUNTAIN COMMUNITY COLLEGE	OR	OREGON DEPT OF FISH & WILDLIFE-SAUVIE	OR
PORTLAND STATE UNIV.	OR	PENTAGON FEDERAL CREDIT UNION	OR
CLACKAMAS COMMUNITY COLLEGE	OR	SAIF CORPORATION	OR
MARYLHURST UNIVERSITY	OR	GREATER HILLSBORO AREA CHAMBER OF COMMERCE	OR
OREGON HEALTH AND SCIENCE UNIVERSITY	OR	USAGENCIES CREDIT UNION	OR
BIRTHINGWAY COLLEGE OF MIDWIFERY	OR	PACIFIC CASCADE FEDERAL CREDIT UNION	OR
pacific u	OR	LOCAL GOVERNMENT PERSONNEL INSTITUTE	OR
UNIVERSITY OF OREGON	OR	GRANTS PASS MANAGEMENT SERVICES, DBA	OR
CONCORDIA UNIV	OR	SPIRIT WIRELESS	OR
Marylhurst University	OR	Kartini Clinic	OR
Corban College	OR	Astra	OR
NORTH MARION SCHL DIST	OR	Beit Hallel	OR
University of Oregon - Purchasing and Contracting Services	OR	Cvalco	OR
Oregon Center For Advanced T	OR	Elderhealth and Living	OR
UNIVERSITY OF PORTLAND	OR	OREGON CORRECTIONS ENTERPRISES	OR
		OREGON STATE HOSPITAL	OR

**Section 8**  
**U.S. Communities Additional Provisions**

OFFICE OF PUBLIC DEFENSE SERVICES	OR	PIONEER TELEPHONE COOPERATIVE	OR
Clatskanie People's Utility District	OR	Halsey-Shedd Fire District	OR
PIONEER COMMUNITY DEVELOPMENT	OR	Northwest Power and Conservation	
MARION COUNTY HEALTH DEPT	OR	Council	OR
Ricoh USA	OR	Oregon Funeral Directors Association	OR
Heartfelt Obstetrics & Gynecology	OR	Nez Perce Tribe	OR
Coquille Economic Development		Obsidian Urgent Care, P.C.	OR
Corporation	OR	First Presbyterian Church of La Grande	OR
CITY/COUNTY INSURANCE SERVICE	OR	CONFLUENCE ENVIRONMENTAL CENTE	OR
COMMUNITY CYCLING CENTER	OR	A&I Benefit Plan Administrators, Inc.	OR
Shangri La	OR	K Churchill Estates	OR
Portland Impact	OR	CSC HEAD START	OR
Eagle Fern Camp	OR	NORTHWEST VINTAGE CAR AND	
KLAMATH FAMILY HEAD START	OR	MOTORCYCLE	OR
RIVER CITY DANCERS	OR	crescent grove cemetery	OR
Oregon Permit Technical Association	OR	IONE HIGH SCHOOL	OR
KEIZER EAGLES AERIE 3895	OR	Port of Toledo	OR
Pgma/Cathie Bourne	OR	Roseburg Police Department	OR
Sunrise Water	OR	Molalla Rural Fire Protection District	OR
Burns Paiute Tribe	OR	MONMOUTH - INDEPENDENCE	
Oregon Public Broadcasting	OR	NETWORK	OR
La Grande Family Practice	OR	EUGENE WATER & ELECTRIC BOARD	OR
Linn Benton Lincoln Educational		MALIN COMMUNITY PARK AND	
Services District	OR	RECREATION DISTRICT	OR
SHERMAN COUNTY SCHOOL DISTRICT	OR	TILLAMOOK PEOPLES UTILITY DISTRICT	OR
Ricoh USA	OR	GLADSTONE POLICE DEPARTMENT	OR
Sphere MD	OR	GOLD BEACH POLICE DEPARTMENT	OR
BIENESTAR, INC.	OR	THE NEWPORT PARK AND RECREATION	
MEDFORD WATER COMMISSION	OR	CENTER	OR
Solutins Yes	OR	RIVERGROVE WATER DISTRICT	OR
sunrise water authority	OR	TUALATIN VALLEY FIRE & RESCUE	OR
Mountain Valley Therapy	OR	GASTON RURAL FIRE DEPARTMENT	OR
EAsern Oregon Trade and Event		CITY COUNTY INSURANCE SERVICES	OR
Center	OR	SOUTH SUBURBAN SANITARY DISTRICT	OR
Waste-Pro	OR	SOUTH FORK WATER BOARD	OR
QUEEN OF PEACE SCHOOL	OR	SUNSET EMPIRE PARK AND	
Columbia River Inter-tribal Fish		RECREATION	OR
Commission	OR	SPRINGFIELD UTILITY BOARD	OR
NPKA	OR	Tillamook Urban Renewal Agency	OR
IBEW280	OR	Netarts Water District	OR
Confederated Tribes of Warm Springs	OR	OAK LODGE SANITARY DISTRICT	OR
Point West Credit Union	OR	Boardman Rural Fire Protection	
Oregon State Credit Union	OR	District	OR

**Section 8**  
**U.S. Communities Additional Provisions**

Tualatin Soil and Water Conservation District	OR	CLACKAMAS RIVER WATER	OR
Silverton Fire District	OR	NW POWER POOL	OR
Lewis and Clark Rural Fire Protection District	OR	Lowell Rural Fire Protection District	OR
Rainbow Water District	OR	TriMet Transit	OR
Illinois Valley Fire District	OR	Estacada Rural Fire District	OR
Clatskanie RFPD	OR	Keizer Fire District	OR
PORT OF TILLAMOOK BAY	OR	State Accident Insurance Fund Corporation	OR
TRI-COUNTY HEALTH CARE SAFETY NET ENTERPRISE	OR	Bend Metro Park & Recreation District	OR
METROPOLITAN EXPOSITION-RECREATION COMMISSION	OR	Port of Hood River	OR
REGIONAL AUTOMATED INFORMATION NETWORK	OR	La Pine Park & Recreation District	OR
OAK LODGE WATER DISTRICT	OR	Brookings- Harbor School District 17c	OR
THE PORT OF PORTLAND	OR	Siuslaw Public Library District	OR
WILLAMALANE PARK AND RECREATION DISTRICT	OR	Tri-County Metropolitan Transportation District of Oregon ("TriMet")	OR
TUALATIN VALLEY WATER DISTRICT	OR	Columbia River Fire & Rescue	OR
UNION SOIL & WATER CONSERVATION DISTRICT	OR	Fern Ridge Library District	OR
LANE EDUCATION SERVICE DISTRICT	OR	Bend Park and Recreation District	OR
TUALATIN HILLS PARK AND RECREATION DISTRICT	OR	Port of Garibaldi	OR
PORT OF SIUSLAW	OR	Seal Rock Water District	OR
CHEHALEM PARK AND RECREATION DISTRICT	OR	Rockwood Water P.U.D.	OR
PORT OF ST HELENS	OR	Gollux	OR
LANE TRANSIT DISTRICT	OR	Tillamook Fire District	OR
CENTRAL OREGON INTERGOVERNMENTAL COUNCIL	OR	Tillamook County Transportation Dist	OR
HOODLAND FIRE DISTRICT NO.74	OR	Central Lincoln People's Utility District	OR
MID COLUMBIA COUNCIL OF GOVERNMENTS	OR	Jefferson Park and Recreation	OR
WEST MULTNOMAH SOIL AND WATER CONSERVATION DISTRICT	OR	twvd	OR
SALEM AREA MASS TRANSIT DISTRICT	OR	City of Monmouth / Public Works	OR
Banks Fire District #13	OR	McMinnville Police Department	OR
KLAMATH COUNTY 9-1-1	OR	Long Creek School District	OR
GLENDALE RURAL FIRE DISTRICT	OR	City of Salem Fire Department	OR
COLUMBIA 911 COMMUNICATIONS DISTRICT	OR	City of Sublimity	OR
		City of Central Point Parks and Recreation	OR
		Gearhart Fire Department	OR
		Woodburn City Of	OR
		Brookings Fire / Rescue	OR
		City of Veneta	OR
		CITY OF DAMASCUS	OR
		Hermiston Fire & Emergency Svcs	OR
		CEDAR MILL COMMUNITY LIBRARY	OR
		CITY OF LAKE OSWEGO	OR

**Section 8**  
**U.S. Communities Additional Provisions**

LEAGUE OF OREGON CITIES	OR	CITY OF SEASIDE	OR
CITY OF SANDY	OR	CITY OF SILVERTON	OR
CITY OF ASTORIA OREGON	OR	CITY OF STAYTON	OR
CITY OF BEAVERTON	OR	City of Troutdale	OR
CITY OF BOARDMAN	OR	CITY OF TUALATIN, OREGON	OR
CITY OF CANBY	OR	CITY OF WARRENTON	OR
CITY OF CANYONVILLE	OR	CITY OF WEST LINN/PARKS	OR
CITY OF CENTRAL POINT POLICE DEPARTMENT	OR	CITY OF WOODBURN	OR
CITY OF CLATSKANIE	OR	CITY OF TIGARD, OREGON	OR
CITY OF CONDON	OR	CITY OF AUMSVILLE	OR
CITY OF COOS BAY	OR	CITY OF PORT ORFORD	OR
CITY OF CORVALLIS	OR	CITY OF EAGLE POINT	OR
CITY OF CRESWELL	OR	CITY OF WOOD VILLAGE	OR
CITY OF ECHO	OR	St. Helens, City of	OR
CITY OF ESTACADA	OR	CITY OF WINSTON	OR
CITY OF EUGENE	OR	CITY OF COBURG	OR
CITY OF FAIRVIEW	OR	CITY OF NORTH PLAINS	OR
CITY OF GEARHART	OR	CITY OF GERVAIS	OR
CITY OF GOLD HILL	OR	CITY OF YACHATS	OR
CITY OF GRANTS PASS	OR	FLORENCE AREA CHAMBER OF COMMERCE	OR
CITY OF GRESHAM	OR	PORTLAND DEVELOPMENT COMMISSION	OR
CITY OF HILLSBORO	OR	CITY OF CANNON BEACH OR	OR
CITY OF HOOD RIVER	OR	CITY OF ST. PAUL	OR
CITY OF JOHN DAY	OR	CITY OF ADAIR VILLAGE	OR
CITY OF KLAMATH FALLS	OR	CITY OF WILSONVILLE	OR
CITY OF LA GRANDE	OR	CITY OF HAPPY VALLEY	OR
CITY OF MALIN	OR	CITY OF SHADY COVE	OR
CITY OF MCMINNVILLE	OR	CITY OF LAKESIDE	OR
CITY OF HALSEY	OR	CITY OF MILLERSBURG	OR
CITY OF MEDFORD	OR	CITY OF GATES	OR
CITY OF MILL CITY	OR	KEIZER POLICE DEPARTMENT	OR
CITY OF MILWAUKIE	OR	CITY OF DUNDEE	OR
CITY OF MORO	OR	Pendleton Police Department	OR
CITY OF MOSIER	OR	CITY OF AURORA	OR
CITY OF NEWBERG	OR	THE CITY OF NEWPORT	OR
CITY OF OREGON CITY	OR	CITY OF ALBANY	OR
CITY OF PILOT ROCK	OR	CITY OF ASHLAND	OR
CITY OF POWERS	OR	CITY OF LEBANON	OR
RAINIER POLICE DEPARTMENT	OR	CITY OF PORTLAND	OR
CITY OF REEDSPORT	OR	CITY OF SALEM	OR
CITY OF RIDDLE	OR	CITY OF SPRINGFIELD	OR
CITY OF SCAPPOOSE	OR		

**Section 8**  
**U.S. Communities Additional Provisions**

METRO	OR	City of Pendleton Parks & Recreation	OR
CITY OF BURNS	OR	CITY OF HEPPNER	OR
CITY OF COTTAGE GROVE	OR	CITY OF HERMISTON	OR
CITY OF DALLAS	OR	CITY OF SWEETHOME	OR
CITY OF FALLS CITY	OR	CITY OF THE DALLES	OR
CITY OF PHOENIX	OR	CLACKAMAS FIRE DIST#1	OR
CITY OF PRAIRIE CITY	OR	DESCHUTES PUBLIC LIBRARY	OR
CITY OF REDMOND	OR	STAYTON FIRE DISTRICT	OR
CITY OF SHERWOOD	OR	Lake County Chamber of Commerce Inc	OR
City of junction city	OR	City of Talent	OR
City of Florence	OR	City of Ontario	OR
Columbia Gorge Community	OR	City of Corvallis Parks and Recreation	OR
West Linn Police Department	OR	North Lincoln Fire & Rescue #1	OR
City of Dayton	OR	Gresham Police Department	OR
City of Carlton	OR	City of Harrisburg	OR
City of Pendleton Convention Center	OR	Gladstone Public Library	OR
City of Monmouth	OR	West Linn Police	OR
City of Philomath	OR	City of Portland Parks Bureau	OR
City of Sheridan	OR	City of Astoria Parks Dept.	OR
Seaside Public Library	OR	Seaside Fire & Rescue	OR
City of Yoncalla	OR	Florence Police Department	OR
La Grande Police Department	OR	City Of North Bend	OR
City of Joseph	OR	City of Union	OR
Cove City Hall	OR	City of Nehalem	OR
NW PORTLAND INDIAN HEALTH BOARD	OR	City of Richland	OR
Portland Patrol Services	OR	CITY OF LINCOLN CITY	OR
City Of Bend	OR	City of Donald	OR
City Of Coquille	OR	City of Milton-Freewater	OR
City Of Molalla	OR	CITY OF MADRAS	OR
ROCKWOOD WATER PEOPLE'S UTILITY DISTRICT	OR	CITY OF SCIO	OR
City of St. Helens	OR	City of Forest Grove	OR
City of North Powder	OR	City Govrnment	OR
City of Eugene	OR	City of Mt. Angel	OR
City of Cornelius, OR	OR	Albany Police Department	OR
Toledo Police Department	OR	Tualatin Police Department	OR
Springfield Public Library	OR	City of Sodaville	OR
City of Independence	OR	Canby Utility	OR
City of Cascade Locks	OR	Umatilla Electric Cooperative	OR
City of Columbia City	OR	WATER ENVIRONMENT SERVICES	OR
City of Baker City	OR	Polk County Fire District No.1	OR
McMinnville Water & Light	OR	Clatsop Care Health District-Clatsop Retirement Village	OR

**Section 8**  
**U.S. Communities Additional Provisions**

Netarts-Oceanside RFPD	OR	CENTRAL OREGON COMMUNITY	
UIUC	OR	COLLEGE	OR
Rogue River Fire District	OR	UMPQUA COMMUNITY COLLEGE	OR
Aurora Rural Fire District	OR	LANE COMMUNITY COLLEGE	OR
Tillamook County Emergency		MT. HOOD COMMUNITY COLLEGE	OR
Communications District	OR	LINN-BENTON COMMUNITY COLLEGE	OR
Southern Coos Hospital	OR	SOUTHWESTERN OREGON	
Oregon Cascades West Council of		COMMUNITY COLLEGE	OR
Governments	OR	PORTLAND COMMUNITY COLLEGE	OR
MULTONAH COUNTY DRAINAGE		CHEMEKETA COMMUNITY COLLEGE	OR
DISTRICT #1	OR	ROGUE COMMUNITY COLLEGE	OR
PORT OF BANDON	OR	COLUMBIA GORGE COMMUNITY	
OR INT'L PORT OF COOS BAY	OR	COLLEGE	OR
MID-COLUMBIA CENTER FOR LIVING	OR	TILLAMOOK BAY COMMUNITY	
DESCHUTES COUNTY RFPD NO.2	OR	COLLEGE	OR
YOUNGS RIVER LEWIS AND CLARK		KLAMATH COMMUNITY COLLEGE	
WATER DISTRICT	OR	DISTRICT	OR
PACIFIC STATES MARINE FISHERIES		Oregon Coast Community College	OR
COMMISSION	OR	Clatsop Community College	OR
CENTRAL OREGON IRRIGATION		North Portland Bible College	OR
DISTRICT	OR	OREGON COMMUNITY COLLEGE	
MARION COUNTY FIRE DISTRICT #1	OR	ASSOCIATION	OR
COLUMBIA RIVER PUD	OR	Umpqua Valley Public Defender	OR
SANDY FIRE DISTRICT NO. 72	OR	Teacher Standards and Practices	
BAY AREA HOSPITAL DISTRICT	OR	Commission	OR
NEAH KAH NIE WATER DISTRICT	OR	Salem Keizer School District Purchasing	OR
PORT OF UMPQUA	OR	Kdrv Channel 12	OR
EAST MULTNOMAH SOIL AND WATER		Opta Oregon Permit Technician	OR
CONSERVANCY	OR	Oregon Forest Resources Institute	OR
Benton Soil & Water Conservation		Office of the Ong Term Care	
District	OR	Ombudsman	OR
DESCHUTES PUBLIC LIBRARY SYSTEM	OR	Oregon State Lottery	OR
CLEAN WATER SERVICES	OR	OREGON TOURISM COMMISSION	OR
North Douglas County Fire & EMS	OR	OREGON STATE POLICE	OR
Crooked River Ranch Rural Fire		OFFICE OF THE STATE TREASURER	OR
Protection District	OR	OREGON DEPT. OF EDUCATION	OR
PARROTT CREEK CHILD & FAM	OR	SEIU LOCAL 503, OPEU	OR
South Lane County Fire And Rescue	OR	OREGON DEPARTMENT OF FORESTRY	OR
Mill City RFPD	OR	OREGON STATE DEPT OF	
Lake Chinook Fire & Rescue	OR	CORRECTIONS	OR
Clackamas County Water Environment		OFFICE OF MEDICAL ASSISTANCE	
Services	OR	PROGRAMS	OR
Amity Fire District	OR	OREGON OFFICE OF ENERGY	OR



**Section 8**  
**U.S. Communities Additional Provisions**

OREGON STATE BOARD OF NURSING	OR	Association of Oregon Community	
BOARD OF MEDICAL EXAMINERS	OR	Mental Health Programs	OR
OREGON LOTTERY	OR	Klamath County Association of	
OREGON BOARD OF ARCHITECTS	OR	Realtors	OR
SANTIAM CANYON COMMUNICATION		VA	OR
CENTER	OR	US FISH AND WILDLIFE SERVICE	OR
OREGON DEPT OF TRANSPORTATION	OR	Bonneville Power Administration	OR
OREGON TRAVEL INFORMATION		Bureau Of Land Management	OR
COUNCIL	OR	Oregon Army National Guard	OR
OREGON DEPARTMENT OF		Linn County Sheriff Office	OR
EDUCATION	OR	USDA Forest Service	OR
OREGON DEPT. OF CORRECTIONS	OR	123d Fighter Squadron	OR
DEPARTMENT OF ADMINISTRATIVE		Yellowhawk Tribal Health Center	OR
SERVICES	OR	ANGELL JOB CORPS	OR
Oregon Board of Massage Therapists	OR	Coquille Indian Housing Authority	OR
Oregon Forest Industries Council	OR	COLLEGE HOUSING NORTHWEST	OR
Oregon Tradeswomen	OR	HOUSING AUTHORITY OF CLACKAMAS	
Oregon Convention Center	OR	COUNTY	OR
OREGON SCHL BRDS ASSOCIAT	OR	HOUSING AUTHORITY OF PORTLAND	OR
Central Oregon Home Health and Hos	OR	WEST VALLEY HOUSING AUTHORITY	OR
Oregon Health Care Quality Cor	OR	HOUSING AUTHORITY AND	
OREGON DEPARTMENT OF HUMAN		COMMUNITY SERVICES AGENCY	OR
SERVICES	OR	NORTH BEND CITY- COOS/URRY	
Oregon Air National Guard	OR	HOUSING AUTHORITY	OR
Training & Employment	OR	MARION COUNTY HOUSING	
State of Oregon - Department of		AUTHORITY	OR
Administrative Services	OR	HOUSING AUTHORITY OF THE CITY OF	
Aging and People with Disabilities	OR	SALEM	OR
Department of Administrative Services	OR	Housing Authority of Yamhill County	OR
Oregon State Treasury	OR	The Housing Authority of the County of	
Oregon State Fair Council	OR	Umatilla	OR
Oregon DEQ	OR	homeforward	OR
Procurement Services/DAS	OR	LifeSource	OR
STATE OF OREGON	OR	Access Inc	OR
OREGON JUDICIAL DEPARTMENT	OR	WOMENSPACE INC	OR
Oregon State Board of Architect		McKenzie River Trust	OR
Examiners	OR	WINTERSPRING CENTER	OR
Oregon Board of Chiropractic		PNW. For Puerto Rico Relief	OR
Examiners	OR	Justin Parret	OR
City of Astoria Fire Department	OR		
Columbia Gorge ESD	OR		
Nehalem Bay Wastewater	OR		

**Section 8**  
**U.S. Communities Additional Provisions**

**FEMA STANDARD TERMS AND CONDITIONS ADDENDUM**  
**FOR CONTRACTS AND GRANTS**

If any purchase made under the Master Agreement is funded in whole or in part by Federal Emergency Management Agency (“FEMA”) grants, Contractor shall comply with all federal laws and regulations applicable to the receipt of FEMA grants, including, but not limited to the contractual procedures set forth in Title 44 of the Code of Federal Regulations, Part 13 (“44 CFR 13”).

In addition, Contractor agrees to the following specific provisions:

1. Pursuant to 44 CFR 13.36(i)(1), City is entitled to exercise all administrative, contractual, or other remedies permitted by law to enforce Contractor’s compliance with the terms of this Master Agreement, including but not limited to those remedies set forth at 44 CFR 13.43.
2. Pursuant to 44 CFR 13.36(i)(2), City may terminate the Master Agreement for cause or convenience in accordance with the procedures set forth in the Master Agreement and those provided by 44 CFR 13.44.
3. Pursuant to 44 CFR 13.36(i)(3)-(6)(12), and (13), Contractor shall comply with the following federal laws:
  - a. Executive Order 11246 of September 24, 1965, entitled “Equal Employment Opportunity,” as amended by Executive Order 11375 of October 13, 1967, and as supplemented in Department of Labor (“DOL”) regulations (41 CFR Ch. 60);
  - b. Copeland “Anti-Kickback” Act (18 U.S.C. 874), as supplemented in DOL regulations (29 CFR Part 3);
  - c. Davis-Bacon Act (40 U.S.C. 276a-276a-7) as supplemented by DOL regulations (29 CFR Part 5);
  - d. Section 103 and 107 of the Contract Work Hours and Safety Standards Act (40 U.S.C. 327-330) as supplemented by DOL regulations (29 CFR Part 5);
  - e. Section 306 of the Clean Air Act (42 U.S.C. 1857(h), section 508 of the Clean Water Act (33 U.S.C. 1368), Executive Order 11738, and Environmental Protection Agency regulations (40 CFR part 15); and
  - f. Mandatory standards and policies relating to energy efficiency which are contained in the state energy conservation plan issued in compliance with the Energy Policy and Conservation Act (Pub. L. 94-163, 89 Stat. 871).
4. Pursuant to 44 CFR 13.36(i)(7), Contractor shall comply with FEMA requirements and regulations pertaining to reporting, including but not limited to those set forth at 44 CFR 40 and 41.
5. Pursuant to 44 CFR 13.36(i)(8), Contractor agrees to the following provisions regarding patents:

**Section 8**  
**U.S. Communities Additional Provisions**

a. All rights to inventions and/or discoveries that arise or are developed, in the course of or under this Agreement, shall belong to the City and be disposed of in accordance with City policy. The City, at its own discretion, may file for patents in connection with all rights to any such inventions and/or discoveries.

6. Pursuant to 44 CFR 13.36(i)(9), Contractor agrees to the following provisions, regarding copyrights:

a. If this Agreement results in any copyrightable material or inventions, in accordance with 44 CFR 13.34, FEMA reserves a royalty-free, nonexclusive, and irrevocable license to reproduce, publish or otherwise use, for Federal Government purposes:

- (1) The copyright in any work developed under a grant or contract; and
- (2) Any rights of copyright to which a grantee or a contractor purchases ownership with grant support.

7. Pursuant to 44 CFR 13.36(i)(10), Contractor shall maintain any books, documents, papers, and records of the Contractor which are directly pertinent to this Master Agreement. At any time during normal business hours and as often as City deems necessary, Contractor shall permit City, FEMA, the Comptroller General of United States, or any of their duly authorized representatives to inspect and photocopy such records for the purpose of making audit, examination, excerpts, and transcriptions.

8. Pursuant to 44 CFR 13.36(i)(11), Contractor shall retain all required records for three years after FEMA or City makes final payments and all other pending matters are closed. In addition, Contractor shall comply with record retention requirements set forth in 44 CFR 13.42.

**Section 8**  
**U.S. Communities Additional Provisions**

**COMMUNITY DEVELOPMENT BLOCK GRANT ADDENDUM**

Purchases made under this contract may be partially or fully funded with federal grant funds. Funding for this work may include Federal Funding sources, including Community Development Block Grant (CDBG) funds from the U.S. Department of Housing and Urban Development. When such funding is provided, Contractor shall comply with all terms, conditions and requirements enumerated by the grant funding source, as well as requirements of the State statutes for which the contract is utilized, whichever is the more restrictive requirement. When using Federal Funding, Contractor shall comply with all wage and latest reporting provisions of the Federal Davis-Bacon Act. HUD-4010 Labor Provisions also applies to this contract.

**Section 8**  
**U.S. Communities Additional Provisions**

**UNIFORM ADMINISTRATIVE REQUIREMENTS**

By entering into this Contract the Contractor agrees to comply with all applicable provisions of Title 2, Subtitle A, Chapter II, PART 200—UNIFORM ADMINISTRATIVE REQUIREMENTS, COST PRINCIPLES, AND AUDIT REQUIREMENTS FOR FEDERAL AWARDS contained in Title 2 C.F.R. § 200 et seq.

**Exhibit A**  
**Sample City Contract**

**STATE OF NORTH CAROLINA**  
**COUNTY OF MECKLENBURG**

**AGREEMENT TO PROVIDE**  
**EQUIPMENT RENTALS AND RELATED PRODUCTS AND SERVICES**

As used in this Section of the RFP, the term “Contract” shall refer to the agreement entered into between the City and the Company, and the term “Company” shall refer to the vendor that has been awarded a contract.

**RECITALS**

**WHEREAS**, the City issued a Request For Proposals (RFP # 269-2018-047) for Equipment Rentals and Related Products and Services dated May 22, 2018. This Request for Proposals together with all attachments and addenda, is referred to herein as the “RFP”; and

**WHEREAS**, the Company submitted a Proposal in response to RFP # 269-2018-047 on June 26, 2018. This Proposal, together with all attachments and separately sealed confidential trade secrets, is referred to herein as the “Proposal.”

**WHEREAS**, the City awarded this Contract on \_\_\_\_\_, 2018 to Company to provide Equipment Rentals and Related Products and Services dated to the City all in accordance with the terms and conditions set forth herein.

**WHEREAS**, the City of Charlotte, on behalf of itself and all states, local governments, school districts, and higher education institutions in the United States of America, and other government agencies and nonprofit organizations (herein “Participating Public Agencies”), competitively solicited and awarded the Contract to the Company. The City has designated U.S. Communities as the administrative and marketing conduit for the distribution of the Contract to Participating Public Agencies.

The City is acting as the “Contracting Agent” for the Participating Public Agencies, and shall not be liable or responsible for any costs, damages, liability or other obligations incurred by the Participating Public Agencies. The Company (including its subsidiaries) shall deal directly with each Participating Public Agency concerning the placement of orders, issuance of purchase orders, contractual disputes, invoicing, payment and all other matters relating or referring to such Participating Public Agency’s access to the Contract.

Each Participating Public Agency enters into a Master Intergovernmental Cooperative Purchasing Agreement (MICPA) outlining the terms and conditions that allow access to the Lead Public Agencies’ Master Agreements. Under the terms of the MICPA, the procurement by the Participating Public Agency shall be construed to be in accordance with, and governed by, the laws of the state in which the Participating Public Agency resides.

**NOW, THEREFORE**, for good and valuable consideration, the receipt and sufficiency of which is hereby acknowledged, and in further consideration of the covenants and representations contained herein, the parties agree as follows:

**CONTRACT**

**1. EXHIBITS.**

The Exhibits below are hereby incorporated into and made a part of this Contract. In interpreting this Contract and resolving any ambiguities, the main body of this Contract will take precedence over the Exhibits, and any inconsistency between the Exhibits will be



**Exhibit A**  
**Sample City Contract**

resolved in the order in which the Exhibits appear below. Each reference to COMPANY NAME in the Exhibits and Appendices shall be deemed to mean the Company.

- 1.1. EXHIBIT A: Discount Schedule, Price Lists, and Incentives
- 1.2. EXHIBIT B: Scope of Work
- 1.3. EXHIBIT C: Proposal Response Forms

**2. DEFINITIONS.**

This section may include, but not be limited to, terms defined in Section 1 of the RFP.

- 3. **TERM.** The initial term of this Contract will be for **five (5)** years from the Effective Date with an option to renew for **two (2)** additional **two-year** terms. This Contract may be extended only by a written amendment to the contract signed by both parties.

**4. AGREEMENT TO PROVIDE PRODUCTS AND SERVICES.**

4.1 The Company shall provide the Products and Services in accordance with the terms and conditions set forth in this Contract and the attached Exhibits when ordered from time to time by the City. Except as set forth Exhibit A, the prices set forth in Exhibit A constitute all charges payable by the City for the Products and Services, and all labor, materials, equipment, transportation, facilities, storage, information technology, permits, and licenses necessary for the Company to provide the Products and Services. The Company shall perform any Services for the City on site at the City's facilities in Charlotte, North Carolina, except as otherwise stated in this Contract or agreed in writing by the City.

4.2 Placement of Orders: All orders will be placed by personnel designated by the City on an as needed basis for the quantity required at the time during the term of the Contract.

- 5. **OPTIONS AND ACCESSORIES:** The City may in its discretion purchase from the Company options and Services beyond what is called for in the Scope of Work, provided that such purchase does not create unfairness so as to defeat the purpose of the bid statutes, and provided the City is authorized by law to make such purchases without a formal bid process.

- 6. **DOCUMENTATION:** the Company will provide for all products purchased under this contract written or electronic documentation that is complete and accurate, and sufficient to enable city employees with ordinary skills and experience to utilize such products for the purpose for which the city is acquiring them.

- 7. **COMPENSATION.** The City shall pay the company for the products and services delivered in compliance with the specifications at the prices set forth in Exhibit A. This amount constitutes the maximum fees and charges payable to the company in the aggregate under this contract and will not be increased except by a written amendment duly executed by both parties in compliance with the price adjustment provisions set forth in Section 8. The company shall not be entitled to charge the city any prices, fees or other amounts that are not listed in Exhibit A.

**8. PRICE ADJUSTMENT.**

8.1 The price(s) stated in this Contract shall not increase for the first year of the five-year term of the Contract. The prices shall also not increase during the two, two-year

**Exhibit A**  
**Sample City Contract**

renewal option terms unless the City approves a price adjustment in writing in accordance with the following terms:

8.1.1 Price increases shall only be allowed when justified in the City's sole discretion based on legitimate, bona fide increases in the cost of materials. No adjustment shall be made to compensate the Company for inefficiency in operation, increase in labor costs, or for additional profit.

8.1.2 To obtain approval for a price increase, the Company shall submit a written request to the Procurement Management Division representative, at the address listed below, together with written documentation sufficient to demonstrate that the increase is necessary based on a legitimate increase in the cost of materials. The request must state and fully justify the proposed price increase per unit over the price originally proposed.

City of Charlotte  
M&FS Finance Office / Procurement Management  
600 East Fourth Street  
Charlotte, NC 28202

8.1.3 No proposed price increase shall be valid unless accepted by the City in writing. The City may approve such price increase for the remaining term of the Contract or for a shorter specified period, in the City's sole discretion. If the City rejects such price increase, the Company shall continue performance of the Contract.

8.1.4 If the City approves a price increase pursuant to this Section and the market factors justifying the increase shift so that the increase is no longer justified, the City shall have the right to terminate the price increase and revert back to the prices that were in effect immediately prior to the increase. The Company shall notify the City in writing if the market factors on which the City granted the increase change such that the City's reasons for granting the increase longer apply.

8.2 If the Company's unit prices for any Products and/or Services should decrease, the Company shall provide the affected Products and/or Services at the lower discounted price. The Company will provide the City with prompt written notice of all decreases in unit prices.

8.3 If a Product becomes unavailable, or if a new Product becomes available, the Company promptly will send the City a proposed revised version of Exhibit A. The City reserves the right to add or delete items to this Contract if particular items should become discontinued or an upgraded item becomes available to the industry market. Any new or replacement items added may be subject to bid statute requirements. The City may also delete radio and communication equipment items included in this Contract if items are no longer needed or no longer issued as part of radios and communication equipment. At no additional cost to the City, the Company may substitute any Product or Service to be provided by the Company, if the substitute meets or exceeds the Specifications, is compatible with the City's operating environment and is of equivalent or better quality to the City. Any substitution will be reflected in a written signed change order.

**9. BILLING.** Each invoice sent by the Company shall include all reports, information and data required by this Contract (including the Exhibits) necessary to entitle the Company to

**Exhibit A**  
**Sample City Contract**

the requested payment. The Company shall send one (1) copy only of each invoice using one of the following options:

Option 1 – E-mail one copy of each invoice to [cocap@charlottenc.gov](mailto:cocap@charlottenc.gov) . Company shall not mail invoices that have been sent via e-mail.

Option 2 – Mail one copy of each invoice to:

City of Charlotte Accounts Payable  
PO Box 37979  
Charlotte, NC 28237-7979  
Attn: (Insert Department)

The City is not tax exempt from sales tax. The Company shall include all applicable State and County sales taxes on the invoice and not combined with the cost of the goods.

Payment of invoices shall be due within thirty (30) days after the City has received all of the following: (a) an accurate, properly submitted invoice, (b) all reports due for the month covered by the invoice; and (c) any other information reasonably requested by the City to verify the charges contained in the invoice. Invoices must include state and local sales tax.

10. **CONTRACT MONITORING:** The City shall have the right to audit the Company's compliance with the terms and conditions of the Contract at such times as the City deems appropriate. Unless the City elects to terminate the Contract, the Company shall develop a written action plan to correct any Contract deficiency identified during these compliance audits, and shall submit such plan to the City within thirty (30) days of notification of non-compliance.
11. **REPORTING:** The Company shall provide such written reports of purchasing and expenditures as may be requested by the City from time to time, including without limitation any reports described in the Specifications.
12. **AUDIT:** During the term of the Contract and for a period of three (3) years after termination or expiration of this Contract for any reason, the City shall have the right to audit, either itself or through a third party, all books and records (including but not limited to the technical records) and facilities of the Company necessary to evaluate Company's compliance with the terms and conditions of the Contract or the City's payment obligations. The City shall pay its own expenses, relating to such audits, but shall not have to pay any expenses or additional costs of the Company. However, if non-compliance is found that would have cost the City in excess of \$5,000 but for the audit, then the Company shall be required to reimburse the City for the cost of the audit.
13. **GENERAL WARRANTIES.** Company represents and warrants that:
  - 13.1 It is a corporation duly incorporated, validly existing and in good standing under the laws of the state of \_\_\_\_\_, and is qualified to do business in North Carolina;
  - 13.2 It has all the requisite corporate power and authority to execute, deliver and perform its obligations under this Contract;
  - 13.3 The execution, delivery, and performance of this Contract have been duly authorized by Company;
  - 13.4 No approval, authorization or consent of any governmental or regulatory authority is required to be obtained or made by it in order for it to enter into and perform its obligations under this Contract;

**Exhibit A**  
**Sample City Contract**

13.5 In connection with its obligations under this Contract, it shall comply with all applicable federal, state and local laws and regulations and shall obtain all applicable permits and licenses; and

13.6 The Company shall not violate any agreement with any third party by entering into or performing this Contract.

**14. ADDITIONAL REPRESENTATIONS AND WARRANTIES.** Company represents warrants and covenants that:

14.1 The Products and Services shall comply with all requirements set forth in this Contract, including but not limited to the attached Exhibits;

14.2 All work performed by the Company and/or its subcontractors pursuant to this Contract shall meet industry accepted standards, and shall be performed in a professional and workmanlike manner by staff with the necessary skills, experience and knowledge;

14.3 Neither the Services, nor any Products provided by the Company under this Contract will infringe or misappropriate any patent, copyright, trademark or trade secret rights of any third party; and

14.4 The Company and each of its subcontractors have complied and shall comply in all material respects with all applicable federal, state and local laws, regulations and guidelines relating to the performance of this Contract or to the products and services delivered hereunder, including but not limited to E-Verify, and shall obtain all applicable verifications, permits, and licenses.

**15. COMPLIANCE WITH LAWS:** All Products and Services delivered under this Contract shall be in compliance with all applicable federal, state and local laws, regulations and ordinances. In performing the Contract, the Company shall obtain and maintain all licenses and permits, and comply with all federal, state and local laws, regulations and ordinances.

**16. DELIVERY TIME:** When delivery time is requested in the ITB, (whether in the form of a specific delivery date or maximum number of days for delivery) time is of the essence. The Company's Bid shall be deemed a binding commitment of the Company to meet the delivery time stated herein unless the Bid specifically takes exception. If such delivery time is not met, the City shall be entitled to terminate the Contract immediately for default and/or exercise any other remedies available at law or in equity.

**17. QUALITY.** Unless this Contract specifically states otherwise for a particular item, all components used to manufacture or construct any supplies, materials or equipment or Products provided under this Contract shall be: (a) new; (b) the latest model; (c) of the best quality and highest grade workmanship; and (d) in compliance with all applicable federal, state and local laws, regulations and requirements. By "new", the City means that the item has been recently produced and has not been previously sold or used.

Whenever this Contract states that a Product or Service shall be in accordance with laws, ordinances, building codes, underwriter's codes, applicable A.S.T.M. regulations or similar expressions, the requirements of such laws, ordinances, etc., shall be construed to be minimum requirements that are in addition to any other requirements that may be stated in this Contract.

**18. DESIGN AND/OR MANUFACTURER REQUIREMENT:** All Products and Services shall meet the Specifications set forth in Section 4 of the **RFP**.

**Exhibit A**  
**Sample City Contract**

- 19. INSPECTION AT COMPANY'S SITE:** The City reserves the right to inspect the equipment, plant, store or other facilities of the Company during the Contract term from time to time as the City deems necessary to confirm that such equipment, plant, store or other facilities conform with the Specifications and are adequate and suitable for proper and effective performance of the Contract. Such inspections shall be conducted during normal business hours and upon at least three (3) days' notice to the Company (except that a store may be inspected at any time during regular store hours without notice).
- 20. PREPARATION FOR DELIVERY:**
- 20.1 Condition and Packaging. All containers/packaging shall be suitable for handling, storage or shipment, without damage to the contents. The Company shall make shipments using the minimum number of containers consistent with the requirements of safe transit, available mode of transportation routing. The Company will be responsible for confirming that packing is sufficient to assure that all the materials arrive at the correct destination in an undamaged condition ready for their intended use.
- 20.2 Marking. All cartons shall be clearly identified with the City purchase order number and the name of the department making the purchase. Packing lists must be affixed to each carton identifying all contents included in the carton. If more than one carton is shipped, each carton must be numbered and must state the number of that carton in relation to the total number of cartons shipped (i.e. 1 of 4, 2 of 4, etc).
- 20.3 Shipping. The Company shall follow all shipping instructions included in the ITB, the City's purchase order or in the Contract.
- 21. ACCEPTANCE OF PRODUCTS/SERVICES:** The Products delivered under this Contract shall remain the property of the Company until the City physically inspects, actually uses and accepts the Products. In the event Products provided to the City do not comply with the Contract, the City shall be entitled to terminate the Contract upon written notice to the Company and return such Products (and any related goods) to the Company at the Company's expense. In the event the Services provided under this Contract do not comply with the Contract, the City reserves the right to cancel the Service and rescind any related purchase of products upon written notice to the Company. The remedies stated in this Section are in addition to and without limitation of any other remedies that the City may have under the Contract, at law or in equity.
- 22. GUARANTEE:** Unless otherwise specified by the City, the Company unconditionally guarantees the materials and workmanship on all Products and Services. If, within the guarantee period any defects occur due to a faulty Product or Services (including without limitation a failure to comply with the Specifications), the Company at its expense, shall repair or adjust the condition, or replace the Product and/or Services to the complete satisfaction of the City. These repairs, replacements or adjustments shall be made only at such time as will be designated by the City to ensure the least impact to the operation of City business.
- 23. NO LIENS:** All Products shall be delivered and shall remain free and clear of all liens and encumbrances.
- 24. MANUFACTURER OR DEALER ADVERTISEMENT:** No manufacturer or dealer shall advertise on Products delivered to the City without prior approval by the City.
- 25. RIGHT TO COVER:** If the Company fails to comply with any term or condition of the Contract or the Company's response to the ITB, the City may take any of the following

**Exhibit A**  
**Sample City Contract**

actions with or without terminating the Contract, and in addition to and without limiting any other remedies it may have:

- (A) Employ such means as it may deem advisable and appropriate to obtain the applicable Products and/or Services (or reasonable substitutes) from a third party; and
  - (B) Recover from the Company the difference between what the City paid for such Products and/or Services on the open market and the price of such Products and/or Services under the Contract or the Company's response to the ITB.
26. **RIGHT TO WITHHOLD PAYMENT:** If Company breaches any provision of the Contract, the City shall have the right to withhold all payments due to the Company until such breach has been fully cured.
27. **LIQUIDATED DAMAGES:** The Company acknowledges and agrees that the City may incur costs if the Company fails to meet the certain requirements set forth in the Specifications. The Company further acknowledges and agrees that: (a) the City may be damaged by such failures, including loss of goodwill and administrative costs; but that (b) the costs that the City might reasonably be anticipated to accrue as a result of such failures are difficult to ascertain due to their indefiniteness and uncertainty.
28. **OTHER REMEDIES:** Upon breach of the Contract, each party may seek all legal and equitable remedies to which it is entitled. The remedies set forth herein shall be deemed cumulative and not exclusive and may be exercised successively or concurrently, in addition to any other available remedy.
29. **TERMINATION.**
- 29.1 **TERMINATION WITHOUT CAUSE.** The City may terminate this Contract at any time without cause by giving sixty (60) days written notice to the Company. The Company may terminate this Contract at any time without cause by giving one hundred and eighty (180) days written notice to the City.
- 29.2 **TERMINATION FOR DEFAULT BY EITHER PARTY.** By giving written notice to the other party, either party may terminate this Contract upon the occurrence of one or more of the following events:
- 29.2.1 The other party violates or fails to perform any covenant, provision, obligation, term or condition contained in this Contract, provided that, unless otherwise stated in this Contract, such failure or violation shall not be cause for termination if both of the following conditions are satisfied: (i) such default is reasonably susceptible to cure; and (ii) the other party cures such default within thirty (30) days of receipt of written notice of default from the non-defaulting party; or
  - 29.2.2 The other party attempts to assign, terminate or cancel this Contract contrary to the terms hereof; or
  - 29.2.3 The other party ceases to do business as a going concern, makes an assignment for the benefit of creditors, admits in writing its inability to pay debts as they become due, files a petition in bankruptcy or has an involuntary bankruptcy petition filed against it (except in connection with a reorganization under which the business of such party is continued and performance of all its obligations under this Contract **shall continue**), or if a receiver, trustee or liquidator is appointed for it or any substantial part of other party's assets or properties.



**Exhibit A**  
**Sample City Contract**

Any notice of default pursuant to this Section shall identify and state the party's intent to terminate this Contract if the default is not cured within the specified period.

- 29.3 **ADDITIONAL GROUNDS FOR DEFAULT TERMINATION BY THE CITY.** By giving written notice to the Company, the City may also terminate this Contract upon the occurrence of one or more of the following events (which shall each constitute grounds for termination without a cure period and without the occurrence of any of the other events of default previously listed):
- 29.3.1 The Company makes or allows to be made any material written misrepresentation or provides any materially misleading written information in connection with this Contract, Company's Bid, or any covenant, agreement, obligation, term or condition contained in this Contract; or
- 29.3.2 The Company takes or fails to take any action which constitutes grounds for immediate termination under the terms of this Contract, including but not limited to failure to obtain or maintain the insurance policies and endorsements as required by this Contract, or failure to provide the proof of insurance as required by this Contract.
- 29.4 **NO EFFECT ON TAXES, FEES, CHARGES, OR REPORTS.** Any termination of the Contract shall not relieve the Company of the obligation to pay any fees, taxes or other charges then due to the City, nor relieve the Company of the obligation to file any daily, monthly, quarterly or annual reports covering the period to termination nor relieve the Company from any claim for damages previously accrued or then accruing against the Company.
- 29.5 **OBLIGATIONS UPON EXPIRATION OR TERMINATION.** Upon expiration or termination of this Contract, the Company shall promptly (a) return to the City all computer programs, files, documentation, data, media, related material and any other recording devices, information, or compact discs that are owned by the City; (b) provide the City with sufficient data necessary to migrate to a new vendor, or allow the City or a new vendor access to the systems, software, infrastructure, or processes of the Company that are necessary to migrate to a new vendor; and (c) refund to the City all pre-paid sums for Products or Services that have been cancelled and will not be delivered.
- 29.6 **NO SUSPENSION.** In the event that the City disputes in good faith an allegation of default by the Company, notwithstanding anything to the contrary in this Contract, the Company agrees that it will not terminate this Contract or suspend or limit the delivery of Products or Services or any warranties or repossess, disable or render unusable any Software supplied by the Company, unless (i) the parties agree in writing, or (ii) an order of a court of competent jurisdiction determines otherwise.
- 29.7 **AUTHORITY TO TERMINATE.** The City Manager or their designee is authorized to terminate this Contract on behalf of the City.
- 29.8 **TRANSITION SERVICES UPON TERMINATION.** Upon termination or expiration of this Contract, the Company shall cooperate with the City to assist with the orderly transfer of the Products, Services, functions and operations provided by the Company hereunder to another provider or to the City as determined by the City in its sole discretion. The transition services that the Company shall perform if requested by the City include but are not limited to:

**Exhibit A**  
**Sample City Contract**

- 29.8.1 Working with the City to jointly develop a mutually agreed upon transition services plan to facilitate the termination of the Services; and
  - 29.8.2 Notifying all affected vendors and subcontractors of the Company of transition activities;
  - 29.8.3 Performing the transition service plan activities;
  - 29.8.4 Answering questions regarding the products and services on an as-needed basis; and
  - 29.8.5 Providing such other reasonable services needed to effectuate an orderly transition to a new system.
30. **NO DELAY DAMAGES:** Under no circumstances shall the City be liable to the successful Bidder for any damages arising from delay, whether caused by the City or not.
31. **MULTIPLE CONTRACT AWARDS.** This Contract is not exclusive. The City reserves the right to award multiple contracts for the Products and Services required by this Contract if the City deems multiple Contracts to be in the City's best interest.
32. **RELATIONSHIP OF THE PARTIES.** The relationship of the parties established by this Contract is solely that of independent contractors, and nothing contained in this Contract shall be construed to (i) give any party the power to direct or control the day-to-day activities of the other; (ii) constitute such parties as partners, joint ventures, co-owners or otherwise as participants in a joint or common undertaking; (iii) make either party an agent of the other for any purpose whatsoever, or (iv) give either party the authority to act for, bind, or otherwise create or assume any obligation on behalf of the other. Nothing herein shall be deemed to eliminate any fiduciary duty on the part of the Company to the City that may arise under law or under the terms of this Contract.
33. **INDEMNIFICATION:** To the fullest extent permitted by law, the Company shall indemnify, defend and hold harmless each of the "Indemnitees" (as defined below) from and against any and all "Charges" (as defined below) paid or incurred any of them as a result of any claims, demands, lawsuits, actions, or proceedings: (i) alleging violation, misappropriation or infringement of any copyright, trademark, patent, trade secret or other proprietary rights with respect to the Work or any Products or deliverables provided to the City pursuant to this Contract ("Infringement Claims"); (ii) seeking payment for labor or materials purchased or supplied by the Company or its subcontractors in connection with this Contract; or (iii) arising from the Company's failure to perform its obligations under this Contract, or from any act of negligence or willful misconduct by the Company or any of its agents, employees or subcontractors relating to this Contract, including but not limited to any liability caused by an accident or other occurrence resulting in bodily injury, death, sickness or disease to any person(s) or damage or destruction to any property, real or personal, tangible or intangible; or (iv) arising from a violation of any federal, state or local law, regulation or ordinance by the Company or any its subcontractors (including without limitation E-Verify or other immigration laws); or (v) arising from any claim that the Company or an employee or subcontractor of the Company is an employee of the City, including but not limited to claims relating to worker's compensation, failure to withhold taxes and the like. For purposes of this Section: (a) the term "Indemnitees" means the City and each of the City's officers, officials, employees, agents and independent contractors (excluding the Company); and (b) the term "Charges" means any and all losses, damages, costs, expenses (including reasonable attorneys' fees), obligations, duties, fines, penalties, royalties, interest charges and other liabilities (including settlement amounts) or any other legal theory or principle, in connection with an Infringement Claim.

**Exhibit A**  
**Sample City Contract**

34. **INSURANCE.** Throughout the term of the Contract, the Company shall comply with the insurance requirements described in this Section. In the event the Company fails to procure and maintain each type of insurance required by this Section, or in the event the Company fails to provide the City with the required certificates of insurance, the City shall be entitled to terminate the Contract immediately upon written notice to the Company.

The Company agrees to purchase and maintain the following insurance coverage during the life of the Contract with an insurance company acceptable to the City of Charlotte, authorized to do business in the State of North Carolina:

- (A) **Automobile Liability:** Bodily injury and property damage liability covering all owned, non-owned, and hired automobiles for limits of not less than \$1,000,000 bodily injury each person, each accident; and, \$1,000,000 property damage, or \$1,000,000 combined single limit each occurrence/aggregate.
- (B) **Commercial General Liability:** Bodily injury and property damage liability as shall protect the successful Company and any subcontractor performing work under the Contract from claims of bodily injury or property damage which arise from performance of the Contract, whether such work is performed by the Company, any subcontractor or anyone directly or indirectly employed by either. The amounts of such insurance shall not be less than \$1,000,000 bodily injury each occurrence/aggregate and \$1,000,000 property damage each occurrence/aggregate or \$1,000,000 bodily injury and property damage combined single limits each occurrence/aggregate. This insurance shall include coverage for products, services, completed operations, personal injury liability and contractual liability assumed under the indemnity provision of the Contract.
- (C) **Workers' Compensation:** Meeting the statutory requirements of the State of North Carolina and Employers Liability - \$100,000 per accident limit, \$500,000 disease per policy limit, \$100,000 disease each employee limit, providing coverage for employees and owners.

The City shall be named as additional insured under the commercial general liability insurance for operations or services rendered under this Contract. The Company's insurance shall be primary of any self-funding and/or insurance otherwise carried by the City for all loss or damages arising from the Consultant's operations under this agreement. The Company and each of its subcontractors shall and does waive all rights of subrogation against the City and each of the Indemnitees, as defined in Section 5.1.

The Company shall not commence any work in connection with the Contract until it has obtained all of the types of insurance set forth in this Form, and such insurance has been approved by the City. The Company shall not allow any subcontractor to commence work on its subcontract until all similar insurance required of the subcontractor has been obtained and approved.

All insurance policies shall be with insurers qualified and doing business in North Carolina recognized by the Secretary of State and the Insurance Commissioner's Office. The Company shall furnish the City with proof of insurance coverage by certificates of insurance accompanying the Contract.

Certificates of all required insurance shall contain the provision that the City will be given (30) days written notice of any intent to amend or terminate by either the insured or the insuring company. All insurance certificates must include the City of Charlotte's contract number in the description field.

The City shall be exempt from, and in no way liable for any sums of money that may represent a deductible in any insurance policy. The payment of such deductible shall be the sole responsibility of the Company and/or subcontractor providing such insurance.

**Exhibit A**  
**Sample City Contract**

35. **COMMERCIAL NON-DISCRIMINATION.**

As a condition of entering into this Contract, the Company represents and warrants that it will fully comply with the City's Commercial Non-Discrimination Policy, as described in Section 2, Article V of the Charlotte City Code, and consents to be bound by the award of any arbitration conducted thereunder. As part of such compliance, the Company shall not discriminate on the basis of race, gender, religion, national origin, ethnicity, age or disability in the solicitation, selection, hiring, or treatment of subcontractors, vendors or suppliers in connection with a City contract or contract solicitation process, nor shall the Company retaliate against any person or entity for reporting instances of such discrimination. The Company shall provide equal opportunity for subcontractors, vendors and suppliers to participate in all of its subcontracting and supply opportunities on City contracts, provided that nothing contained in this clause shall prohibit or limit otherwise lawful efforts to remedy the effects of marketplace discrimination that has occurred or is occurring in the marketplace. The Company understands and agrees that a violation of this clause shall be considered a material breach of this Contract and may result in termination of this Contract, disqualification of the Company from participating in City contracts or other sanctions.

As a condition of entering into this Contract, the Company agrees to: (a) promptly provide to the City in a format specified by the City all information and documentation that may be requested by the City from time to time regarding the solicitation, selection, treatment and payment of subcontractors in connection with this Contract; and (b) if requested, provide to the City within sixty days after the request a truthful and complete list of the names of all subcontractors, vendors, and suppliers that the Company has used on City contracts in the past five years, including the total dollar amount paid by the Company on each subcontract or supply contract. The Company further agrees to fully cooperate in any investigation conducted by the City pursuant to the City's Non-Discrimination Policy, to provide any documents relevant to such investigation that are requested by the City, and to be bound by the award of any arbitration conducted under such Policy.

The Company agrees to provide to the City from time to time on the City's request, payment affidavits detailing the amounts paid by the Company to subcontractors and suppliers in connection with this Contract within a certain period of time. Such affidavits shall be in the format specified by the City from time to time.

The Company understands and agrees that violation of this Commercial Non-Discrimination provision shall be considered a material breach of this Contract and may result in contract termination, disqualification of the Company from participating in City contracts and other sanctions.

36. **COMPANY WILL NOT SELL OR DISCLOSE DATA.** The Company will treat as confidential information all data provided by the City in connection with this agreement. City data processed by the Company shall remain the exclusive property of the City. The Company will not reproduce, copy, duplicate, disclose, or in any way treat the data supplied by the City in any manner except that contemplated by this agreement.
37. **WORK ON CITY'S PREMISES.** The Company will ensure that its employees and agents shall, whenever on the City's premises, obey all instructions and directions issued by the City's project manager with respect to work on the City's premises. The Company agrees that its personnel and the personnel of its subcontractors will comply with all rules, regulations and security procedures of the City when on the city's premises.
38. **BACKGROUND CHECKS:** The Company agrees that it has conducted or will conduct background checks on all personnel who will be working at the Charlotte service facility or delivering Products or Services under the Contract. The Company will conduct such

**Exhibit A**  
**Sample City Contract**

background checks prior to the personnel commencing work hereunder, whether as part of the Company's standard pre-employment screening practices or otherwise. The Company will complete a background check on an annual basis for each person working at the Charlotte facility. Background check will include at a minimum:

- a. Criminal records search,
- b. Identification verification; and
- c. Proof of authorization to work in the United States.

The Company agrees if any personnel does not meet the background qualifications, he/she shall not be assigned to perform services under this Contract. The Company will notify the City immediately if a background check reveals any conviction(s). If there is any question as to whether any personnel meets the background qualifications, prior to assignment of any Services under this Contract, the Company shall contact the City immediately.

39. **DRUG-FREE WORKPLACE.** The City is a drug-free workplace employer. The Company hereby certifies that it has or it will within thirty (30) days after execution of this Contract:

39.1 Notify employees that the unlawful manufacture, distribution, dispensation, possession, or use of controlled substance is prohibited in the workplace and specifying actions that will be taken for violations of such prohibition;

39.2 Establish a drug-free awareness program to inform employees about (i) the dangers of drug abuse in the workplace, (ii) the Company's policy of maintaining a drug-free workplace, (iii) any available drug counseling, rehabilitation, and employee assistance programs, and (iv) the penalties that may be imposed upon employees for drug abuse violations;

39.3 Notify each employee that as a condition of employment, the employee will (i) abide by the terms of the prohibition outlines in (a) above, and (ii) notify the Company of any criminal drug statute conviction for a violation occurring in the workplace not later than five days after such conviction;

39.4 Impose a sanction on, or requiring the satisfactory participation in a drug counseling, rehabilitation or abuse program by an employee convicted of a drug crime;

39.5 Make a good faith effort to continue to maintain a drug-free workplace for employees; and

39.6 Require any party to which it subcontracts any portion of the work under the contract to comply with the provisions of this Section.

A false certification or the failure to comply with the above drug-free workplace requirements during the performance of this Contract shall be ground for suspension, termination or debarment.

40. **NOTICES.** Any notice, consent or other communication required or contemplated by this Contract shall be in writing, and shall be delivered in person, by U.S. mail, by overnight courier, by electronic mail or by telefax to the intended recipient at the address set forth below. Notice shall be effective upon the date of receipt by the intended recipient; provided that any notice which is sent by telefax or electronic mail shall also be simultaneously sent by mail deposited with the U.S. Postal Service or by overnight courier. Each party may change its address for notification purposes by giving the other party written notice of the new address and the date upon which it shall become effective.

**Exhibit A**  
**Sample City Contract**

Communications that relate to any breach, default, termination, delay in performance, prevention of performance, modification, extension, amendment, or waiver of any provision of this Contract shall be sent to:

<b>For The Company:</b>	<b>For The City:</b>
	Karen Ewing
	Procurement Management Division
	600 East Fourth Street
	Charlotte, NC 28202
	Phone: 704-336-2992
	Fax: 704-632-8254
	E-mail: <a href="mailto:kewing@charlottenc.gov">kewing@charlottenc.gov</a>
<b>With Copy To:</b>	<b>With Copy To:</b>
	Cindy White
	Senior Assistant City Attorney
	600 East Fourth Street
	Charlotte, NC 28202
	Phone: 704-336-3012
	Fax: 704-336-8854
	E-mail: <a href="mailto:cwhite@ci.charlotte.nc.us">cwhite@ci.charlotte.nc.us</a>

All other notices shall be sent to the other party's Project Manager at the most recent address provided in writing by the other party.

41. **SUBCONTRACTING:** The Company shall not subcontract any of its obligations under this Contract without the City's prior written consent. In the event the City does consent in writing to a subcontracting arrangement, Company shall be the prime contractor and shall remain fully responsible for performance of all obligations which it is required to perform under this Contract. Any subcontract entered into by Company shall name the City as a third party beneficiary.
42. **FORCE MAJEURE:** Neither party shall be liable for any failure or delay in the performance of its obligations pursuant to the Contract, and such failure or delay shall not be deemed a default of the Contract or grounds for termination hereunder if all of the following conditions are satisfied:

If such failure or delay:

- A. could not have been prevented by reasonable precaution;
- B. cannot reasonably be circumvented by the non-performing party through the use of alternate sources, work-around plans, or other means; and
- C. if, and to the extent, such failure or delay is caused, directly or indirectly, by fire, flood, earthquake, hurricane, elements of nature or acts of God, acts of war, terrorism, riots, civil disorders, rebellions or revolutions or court order.

An event that satisfies all of the conditions set forth above shall be referred to as a "Force Majeure Event." Upon the occurrence of a Force Majeure Event, the affected party shall be excused from any further performance of those of its obligations which are affected by the Force Majeure Event for as long as (a) such Force Majeure Event continues and (b) the affected party continues to use reasonable efforts to recommence performance whenever and to whatever extent possible without delay.



**Exhibit A**  
**Sample City Contract**

Upon the occurrence of a Force Majeure Event, the affected party shall promptly notify the other by telephone (to be confirmed by written notice within five (5) days of the inception of the failure or delay) of the occurrence of a Force Majeure Event and shall describe in reasonable detail the nature of the Force Majeure Event. If any Force Majeure Event prevents the Company from performing its obligations for more than fifteen (15) days, the City shall have the right to terminate the Contract by written notice to the Company.

Notwithstanding anything contained herein to the contrary, strikes, slow-downs, walkouts, lockouts, and industrial disputes of the Company or its subcontractors shall not constitute "Force Majeure Events" and are not excused under this provision. Nothing in the preceding Force Majeure provisions shall relieve the successful Company of any obligation it may have regarding disaster recovery, whether under the Contract or at law.

**43 CONFIDENTIALITY.**

43.1 DEFINITIONS. As used in this Contract, The term "Confidential Information" shall mean any information, in any medium, whether written, oral or electronic, not generally known in the relevant trade or industry that is obtained from the City or any of its suppliers, contractors or licensors which falls within any of the following general categories:

- 43.1.1 Trade secrets. For purposes of this Contract, trade secrets consist of information of the City or any of its suppliers, contractors or licensors: (a) that derives value from being secret; and (b) that the owner has taken reasonable steps to keep confidential. Examples of trade secrets include information relating to proprietary software, new technology, new products or services, flow charts or diagrams that show how things work, manuals that tell how things work and business processes and procedures.
- 43.1.2 Information of the City or its suppliers, contractors or licensors marked "Confidential" or "Proprietary."
- 43.1.3 Information relating to criminal investigations conducted by the City, and records of criminal intelligence information compiled by the City.
- 43.1.4 Information contained in the City's personnel files, as defined by N.C. Gen. Stat. 160A-168. This consists of all information gathered by the City about employees, except for that information which is a matter of public record under North Carolina law.
- 43.1.5 Citizen or employee social security numbers collected by the City.
- 43.1.6 Computer security information of the City, including all security features of electronic data processing, or information technology systems, telecommunications networks and electronic security systems. This encompasses but is not limited to passwords and security standards, procedures, processes, configurations, software and codes.
- 43.1.7 Local tax records of the City that contains information about a taxpayer's income or receipts.
- 43.1.8 Any attorney / client privileged information disclosed by either party.
- 43.1.9 Any data collected from a person applying for financial or other types of assistance, including but not limited to their income, bank accounts, savings accounts, etc.

**Exhibit A**  
**Sample City Contract**

- 43.1.10 The name or address of individual home owners who, based on their income, have received a rehabilitation grant to repair their home.
- 43.1.11 Building plans of city-owned buildings or structures, as well as any detailed security plans.
- 43.1.12 Billing information of customers compiled and maintained in connection with the City providing utility services
- 43.1.13 Other information that is exempt from disclosure under the North Carolina public records laws.

Categories 43.1.3 through 43.1.13 above constitute “Highly Restricted Information,” as well as Confidential Information. The Company acknowledges that certain Highly Restricted Information is subject to legal restrictions beyond those imposed by this Contract, and agrees that: (a) all provisions in this Contract applicable to Confidential Information shall apply to Highly Restricted Information; and (b) the Company will also comply with any more restrictive instructions or written policies that may be provided by the City from time to time to protect the confidentiality of Highly Restricted Information.

The parties acknowledge that in addition to information disclosed or revealed after the date of this Contract, the Confidential Information shall include information disclosed or revealed within one year prior to the date of this Contract.

43.2 RESTRICTIONS. Company shall keep the Confidential Information in the strictest confidence, in the manner set forth below:

- 43.2.1 Company shall not copy, modify, enhance, compile or assemble (or reverse compile or disassemble), or reverse engineer Confidential Information, except as authorized by the City in writing.
- 43.2.2 Company shall not, directly or indirectly, disclose, divulge, reveal, report or transfer Confidential Information to any third party, other than an agent, subcontractor or vendor of the City or Company having a need to know such Confidential Information for purpose of performing work contemplated by written agreements between the City and the Company, and who has executed a confidentiality agreement incorporating substantially the form of this the Contract. Company shall not directly or indirectly, disclose, divulge, reveal, report or transfer Highly Restricted to any third party without the City’s prior written consent.
- 43.2.3 Company shall not use any Confidential Information for its own benefit or for the benefit of a third party, except to the extent such use is authorized by this Contract or other written agreements between the parties hereto, or is for the purpose for which such Confidential Information is being disclosed.
- 43.2.4 Company shall not remove any proprietary legends or notices, including copyright notices, appearing on or in the Confidential Information.
- 43.2.5 Company shall use reasonable efforts (including but not limited to seeking injunctive relief where reasonably necessary) to prohibit its employees, vendors, agents and subcontractors from using or disclosing the Confidential Information in a manner not permitted by this Contract.
- 43.2.6 In the event that any demand is made in litigation, arbitration or any other proceeding for disclosure of Confidential Information, Company shall

**Exhibit A**  
**Sample City Contract**

assert this Contract as a ground for refusing the demand and, if necessary, shall seek a protective order or other appropriate relief to prevent or restrict and protect any disclosure of Confidential Information.

- 43.2.7 All materials which constitute, reveal or derive from Confidential Information shall be kept confidential to the extent disclosure of such materials would reveal Confidential Information, and unless otherwise agreed, all such materials shall be returned to the City or destroyed upon satisfaction of the purpose of the disclosure of such information.
- 43.2.8 Company shall restrict employee access to the Confidential Information to those employees having a need to know for purposes of their jobs.
- 43.2.9 Company shall take reasonable measures to prevent the use or disclosure of Confidential Information by its employees in a manner not permitted by this Contract. The Company shall have each of its employees who will have access to the Confidential Information sign a confidentiality agreement which provides the City and its vendors, licensors, subcontractors, employees and taxpayers the same level of protection as provided by this Contract.

43.3 EXCEPTIONS. The City agrees that Company shall have no obligation with respect to any Confidential Information that the Company can establish:

- 43.3.1 Was already known to Company prior to being disclosed by the City;
- 43.3.2 Was or becomes publicly known through no wrongful act of Company;
- 43.3.3 Was rightfully obtained by Company from a third party without similar restriction and without breach hereof;
- 43.3.4 Was used or disclosed by Company with the prior written authorization of the City;
- 43.3.5 Was disclosed pursuant to the requirement or request of a governmental agency, which disclosure cannot be made in confidence, provided that, in such instance, Company shall first give to the City notice of such requirement or request;
- 43.3.6 Was disclosed pursuant to the order of a court of competent jurisdiction or a lawfully issued subpoena, provided that the Company shall take reasonable steps to obtain an agreement or protective order providing that this Contract will be applicable to all disclosures under the court order or subpoena.

**44. MISCELLANEOUS**

- 44.1 ENTIRE AGREEMENT. This Contract, including all Exhibits and Attachments constitute the entire agreement between the parties with respect to the subject matter herein. There are no other representations, understandings, or agreements between the parties with respect to such subject matter. This Contract supersedes all prior agreements, negotiations, representations and proposals, written or oral. Notwithstanding the forgoing, the parties agree that the ITB and the Bid are relevant in resolving any ambiguities that may exist with respect to the language of this Contract
- 44.2 AMENDMENT. No amendment or change to this Contract shall be valid unless in writing and signed by the party against whom enforcement is sought. Amendments that involve or increase in the amounts payable by the City may require execution by a Department Director, the City Manager, or an Assistant City Manager;

**Exhibit A**  
**Sample City Contract**

depending on the amount. Some increases may also require approval by City Council.

- 44.3 **GOVERNING LAW AND JURISDICTION.** North Carolina law shall govern the interpretation and enforcement of this Contract, and any other matters relating to this Contract (all without regard to North Carolina conflicts of law principles). All legal actions or other proceedings relating to this Contract shall be brought in a state or federal court sitting in Mecklenburg County, North Carolina. By execution of this Contract, the parties submit to the jurisdiction of such courts and hereby irrevocably waive any and all objections which they may have with respect to venue in any court sitting in Mecklenburg County, North Carolina.
- 44.4 **BINDING NATURE AND ASSIGNMENT.** This Contract shall bind the parties and their successors and permitted assigns. Neither party may assign this Contract without the prior written consent of the other. Any assignment attempted without the written consent of the other party shall be void. For purposes of this Section, a Change in Control, as defined in Section 42.8 constitutes an assignment.
- 44.5 **SEVERABILITY.** The invalidity of one or more of the phrases, sentences, clauses or sections contained in this Contract or the Exhibits shall not affect the validity of the remaining portion of this Contract or Exhibits so long as the material purposes of this Contract can be determined and effectuated. If any provision of this Contract or Exhibit is held to be unenforceable, then both parties shall be relieved of all obligations arising under such provision, but only to the extent that such provision is unenforceable, and this Contract shall be deemed amended by modifying such provision to the extent necessary to make it enforceable while preserving its intent.
- 44.6 **NO PUBLICITY.** No advertising, sales promotion or other materials of the Company or its agents or representations may identify or reference this Contract or the City in any manner without the prior written consent of the City. Notwithstanding the forgoing, the parties agree that the Company may list the City as a reference in responses to requests for proposals, and may identify the City as a customer in presentations to potential customers.
- 44.7 **WAIVER.** No delay or omission by either party to exercise any right or power it has under this Contract shall impair or be construed as a waiver of such right or power. A waiver by either party of any covenant or breach of this Contract shall not constitute or operate as a waiver of any succeeding breach of that covenant or of any other covenant. No waiver of any provision of this Contract shall be effective unless in writing and signed by the party waiving the rights.
- 44.8 **CHANGE IN CONTROL.** In the event of a change in "Control" of the Company (as defined below), the City shall have the option of terminating this Contract by written notice to the Company. The Company shall notify the City within ten days of the occurrence of a change in control. As used in this Contract, the term "Control" shall mean the possession, direct or indirect, of either (i) the ownership of or ability to direct the voting of, as the case may be fifty-one percent (51%) or more of the equity interests, value or voting power in the Company or (ii) the power to direct or cause the direction of the management and policies of the Company whether through the ownership of voting securities, by contract or otherwise.

**Exhibit A**  
**Sample City Contract**

- 44.9 NO BRIBERY. The Company certifies that neither it, any of its affiliates or subcontractors, nor any employees of any of the forgoing has bribed or attempted to bribe an officer or employee of the City in connection with this Contract.
- 44.10 FAMILIARITY AND COMPLIANCE WITH LAWS AND ORDINANCES. The Company agrees to make itself aware of and comply with all local, state and federal ordinances, statutes, laws, rules and regulations applicable to the Services. The Company further agrees that it will at all times during the term of this Contract be in compliance with all applicable federal, state and/or local laws regarding employment practices. Such laws will include, but shall not be limited to workers' compensation, the Fair Labor Standards Act (FLSA), the Americans with Disabilities Act (ADA), the Family and Medical Leave Act (FMLA) and all OSHA regulations applicable to the work.
- 44.11 TAXES. The Company shall pay all applicable federal, state and local taxes which may be chargeable against the Products and/or Services.
- 44.12 SURVIVAL OF PROVISIONS: Those Sections of the Contract and the Exhibits, which by their nature would reasonably be expected to continue after the termination of the Contract shall survive the termination of the Contract, including but not limited to the following:
- |             |   |
|-------------|---|
| Section 3   | “Term”                                      |
| Section 4.3 | “Employment Taxes and Employee Benefits”    |
| Section 13  | “General Warranties”                        |
| Section 14  | “Additional Representations and Warranties” |
| Section 22  | “Guarantee”                                 |
| Section 28  | “Other Remedies”                            |
| Section 29  | “Termination”                               |
| Section 33  | “Insurance”                                 |
| Section 34  | “Indemnification”                           |
| Section 40  | “Notices”                                   |
| Section 43  | “Confidentiality”                           |
| Section 44  | “Miscellaneous”                             |
- 44.13 NON-APPROPRIATION OF FUNDS. If City Council does not appropriate the funding needed by the City to make payments under this Contract for a given fiscal year, the City will not be obligated to pay amounts due beyond the end of the last fiscal year for which funds were appropriated. In such event, the City will promptly notify the Company of the non-appropriation and this Contract will be terminated at the end of the last fiscal year for which funds were appropriated. No act or omission by the City, which is attributable to non-appropriation of funds shall constitute a breach of or default under this Contract.
- 44.14 NC REQUIRED TERMS. The following terms are incorporated into this Contract for compliance with state law:

**Exhibit A**  
**Sample City Contract**

- 44.14.1 E-VERIFY. Company shall comply with the requirements of Article 2 of Chapter 64 of the North Carolina General Statutes, and shall require each of its subcontractors to do so as well.
- 44.14.2 NC Prohibition on Contracts with Companies that Invest in Iran or Boycott Israel. Company certifies that: (i) it is not identified on the Final Divestment List or any other list of prohibited investments created by the NC State Treasurer pursuant to N.C.G.S. 147-86.58 (collectively, the “Treasurer’s IDA List”); (ii) it has not been designated by the NC State Treasurer pursuant to N.C.G.S. 147-86.81 as a company engaged in the boycott of Israel (such designation being referred to as the “Treasurer’s IB List”); and (iii) it will not take any action causing it to appear on the Treasurer’s IDA List or the Treasurer’s IB List during the term of this Contract. In signing this Contract Company further agrees, as an independent obligation, separate and apart from this Contract, to reimburse the City for any and all damages, costs and attorneys’ fees incurred by the City in connection with any claim that this Contract or any part thereof is void due to Company appearing on the Treasurer’s IDA List or the Treasurer’s IB List at any time before or during the term of this Contract.
- 44.15 PRE-AUDIT. No pre-audit certificate is required under N.C. Gen. Stat. 159-28(a) because this Contract is for an indefinite quantity with no minimum purchase requirement. Notwithstanding anything contained herein to the contrary, this Contract does not require the City to purchase a single product or service, and a decision by the City to not make any purchase hereunder will violate neither this Contract nor any implied duty of good faith and fair dealing. The City has no financial obligation under this Contract absent the City’s execution of a valid and binding purchase order or contract addendum containing a pre-audit certificate.”

[Signature Page Follows]



**Exhibit A  
Sample City Contract**

**IN WITNESS WHEREOF**, and in acknowledgment that the parties hereto have read and understood each and every provision hereof, the parties have caused this Contract to be executed on the date first written above.

**COMPANY:**

**BY:** \_\_\_\_\_

**PRINT NAME:** \_\_\_\_\_

**TITLE:** \_\_\_\_\_

**DATE:** \_\_\_\_\_

**CITY OF CHARLOTTE:  
CITY MANAGER'S OFFICE**

**CITY OF CHARLOTTE:  
RISK MANAGEMENT DIVISION**

**BY:** \_\_\_\_\_

**BY:** \_\_\_\_\_

**PRINT NAME:** \_\_\_\_\_

**PRINT NAME:** \_\_\_\_\_

**TITLE:** \_\_\_\_\_

**TITLE:** \_\_\_\_\_

**DATE:** \_\_\_\_\_

**DATE:** \_\_\_\_\_

**RFP #269-2018-047 - HEAVY DUTY RENTAL AND RELATED PRODUCTS AND SERVICES**

PROPOSERS SHOULD INPUT A DISCOUNT RATE FOR EACH CATEGORY THEY PROVIDE BELOW. ADDITIONAL CATEGORIES MAY BE ADDED AS NEEDED.

<b>Category Number</b>	<b>Category</b>	<b>Discount (% from published/book rate)</b>	<b>Verifiable Published Price List ID</b>	<b>Comments</b>
1	Accessories			
2	Aerial Equipment			
3	Air Moving Equipment			
4	Earth Moving Equipment			
5	Compaction Equipment			
6	Compressors			
7	Concrete and Masonry Equipment			
8	Cooling and Heating Equipment			
9	Cranes			
10	Demolition Equipment			
11	Drill Equipment and Tools			
12	Electrical Equipment			
13	Forklifts and Accessories			
14	Refuse Trucks			
15	Generators			
16	Landscaping			
17	Lighting Equipment			
18	Painting Equipment			
19	Pumps and Accessories			
20	Saws and Accessories			
21	Shop Equipment			
22	Trenching Equipment			
23	Vehicles and Trailers			
24	Washing Equipment			
25	Welding Equipment			
26	Miscellaneous			

**RFP #269-2018-047 - HEAVY DUTY RENTAL AND RELATED PRODUCTS AND SERVICES  
ADDITIONAL CHARGES**

PROPOSERS SHOULD IDENTIFY ALL ADDITIONAL CHARGES THAT WILL BE ADDED TO THOSE RATES INDICATED ON DISCOUNT BY PRODUCT CATEGORY. PLEASE USE THE COMMENTS SECTION TO BE AS SPECIFIC AS POSSIBLE ABOUT WHERE ADDITIONAL CHARGES WILL APPLY. FOR CHARGES THAT DO NOT APPLY TO PROPOSER, PLEASE ENTER "N/A". ADDITIONAL CHARGES MAY BE LISTED IF NECESSARY.

Potential Additional Charges	Comments
Delivery Fee	
Fuel	
Training	
Loss of Use	
Cleaning	
Set Up Fee	
Mileage Charges	
Other	

Over Meter/Allotted Hours of Use	Additional Charge for Hours Over
Daily Rental	
Weekly Rental	
Monthly Rental	

**RFP #269-2018-047 - HEAVY DUTY RENTAL AND RELATED PRODUCTS AND SERVICES  
NATIONAL MARKET BASKET**

THIS MARKET BASKET IS A GENERAL REPRESENTATION OF A CROSS SECTION OF EQUIPMENT RENTED NATIONWIDE. THIS IS NOT A CORE LIST. PRICING SUBMITTED ON THIS SHEET SHOULD MATCH THE DISCOUNTS OFFERED IN THE DISCOUNT BY CATEGORY. DO NOT INCLUDE ANY ADDITIONAL CHARGES IN THESE PRICES.

QUANTITIES ARE ESTIMATES ONLY FOR COMPARISON AND VERIFICATION OF DISCOUNTS PROVIDED AND ARE NOT GUARANTEED

Annual Nationwide Usage							Proposed Price/Equipment Details					
Item Number	Make	Model	Description	Daily Rentals	Weekly Rentals	Monthly Rentals	Discount (Percentage from Discount by Category)	Price for Daily Rental	Price for Weekly Rental	Price for Monthly Rental	Make/Model of Quoted Equipment (if different)	Description of Quoted Equipment (if different)
1	MAGNUM	MLT3060	LIGHT TOWER HORIZ MAST MAN NARROW BODY	738	597	838						
2	GENIE	GS-1930	SCISSOR LIFT 19FT NARROW ELEC	229	308	829						
3	MAGNUM	MLT65K	LIGHT TOWER VERT MAST MAN NARROW BODY	469	253	242						
4	TOYOTA	8FGU25	WAREHOUSE FORKLIFT 5000LB PNEU DF	112	94	612						
5	FORD	F150	TRUCK PICKUP 4WD SUP GAS 1/2 T	17	43	559						
6	WACKER	LTN6KVS	LIGHT TOWER VERT MAST ELEC NARROW BODY	283	164	158						
7	GENIE	GS-2632	SCISSOR LIFT 26FT 32" WIDE ELEC	106	140	277						
8	FORD	F550	TRUCK DUMP DSL 3-4 YD	25	30	445						
9	ATLASCOPCO	XAS185JD	COMPRESSOR TOWABLE 175-195 CFM DSL	74	55	346						
10	DEERE	85D	MINI-EXCAVATOR 14000-19000 LBS DSL CAB	47	104	240						
11	BOBCAT	E35I	MINI-EXCAVATOR 7000-8999 LBS DSL ROPS	91	95	194						
12	FORD	F450	TRUCK STKBD 2WD STD GAS 1-1/2-2 T 12 FT	6	16	339						
13	FREIGHTLIN	M2-106	TRUCK DUMP DSL 12-14 YD MANUAL	10	37	307						
14	BOBCAT	T590	COMPACT TRACK LOADER 2000-2399LB ROPS	57	71	150						
15	MULTIQUIP	DCA25SSIU4F	20KW GENERATOR DSL	114	77	75						
16	JLG	450AJ	BOOM ARTICULATED 45FT JIB 4WD DSL	67	81	95						
17	WANCO	WVTM-B	BOARD MESSAGE VERTICAL MID-SIZE MATRIX	39	38	159						
18	DEERE	544K	WHEEL LOADER 3.0-3.4 YD STD BKT DSL	16	27	190						
19	DEERE	310J	BACKHOE 70-97HP 4WD CAB EXTENDAHOE DSL	20	25	187						
20	FELLING	FT-10IT-I-G	TRAILER TILT 10000 LB	67	34	130						
21	GENIE	S-60	BOOM STRAIGHT 60FT 4WD DSL	57	74	99						
22	BOBCAT	S530	SKIDSTEER LOADER 1751-2099LB ROPS	61	51	115						
23	JLG	600AJ	BOOM ARTICULATED 60FT JIB 4WD DSL	47	59	114						
24	FORD	F550	TRUCK STKBD 4WD STD DSL 1-1/2-2 T 12 FT	4	12	202						
25	JLG	400S	BOOM STRAIGHT 40FT 4WD DSL	70	66	69						
26	FORD	F150	TRUCK PICKUP 4WD CREW GAS 1/2 T	5	22	177						
27	MULTIQUIP	DCA70SSIU4F	55KW GENERATOR DSL	75	70	58						
28	FORD	F750	TRUCK WATER DSL 2000 GAL	14	42	142						
29	FORD	F550-BT	TRUCK BUCKET DSL 38 FT	12	15	260						
30	WACKER	WP1550AW	PLATE COMPACTOR 200LB TO 299LB GAS	52	34	111						
31	VOLVO	DD25BW	ROLLER RIDE-ON SMOOTH 47IN DBL 3 TON DSL	39	32	118						
32	KOMATSU	PC200LC8	EXCAVATOR 43000-49999 LBS STD REACH	27	64	91						

33	JLG	3246ES	SCISSOR LIFT 32FT 46" WIDE ELEC	60	58	64						
34	FORD	F750	TRUCK DUMP DSL 5-6 YD NON CDL	14	34	130						
35	GENIE	GTH-1056	TELEHANDLER 10000LB 50-56FT LIFT ROPS	45	32	101						
36	GENIE	GTH5519	TELEHANDLER 5500LB 16-20FT LIFT ROPS	72	29	73						
37	BOBCAT	E26	MINI-EXCAVATOR 5000-6999 LBS DSL ROPS	58	30	79						
38	CHEVY	2500	TRUCK UTLTY 4WD STD-SUP GAS 3/4-1 T		1	165						
39	GENIE	GR-20	MAST LIFT 20FT DRIVABLE BATT	18	20	126						
40	MULTIQUIP	MTX70HD	RAMMER JUMPING JACK 100LB - 199LB GAS	47	44	71						
41	SKY-TRAK	6042	TELEHANDLER 6000LB 42-44FT LIFT ROPS	43	38	80						
42	KUBOTA	RTV-X900W-H	CART UTV 2 PASSENGER DSL	37	59	65						
43	BOBCAT	E50	MINI-EXCAVATOR 9000-11999 LBS DSL ROPS	26	51	81						
44	WACKER	RD12A-90	ROLLER RIDE-ON SMOOTH 35IN DBL 1 TON GAS	53	43	57						
45	CP	24030E	BACKHOE BUCKET TRENCH 24IN QC	6	31	106						
46	DEERE	135D	EXCAVATOR 28000-38000 LBS REDUCED TAIL	16	42	85						
47	FORD	F750	TRUCK CRANE SINGLE DSL 18 T	28	17	95						
48	FORD	F750	TRUCK DUMP DSL 5-6 YD	6	12	119						
49	DEERE	644K	WHEEL LOADER 4.0-4.5 YD STD BKT DSL	5	17	114						
50	DEERE	310J	BACKHOE 70-97HP 4WD ROPS EXTENDAHOE DSL	20	29	86						

**RFP #269-2018-047 - HEAVY DUTY RENTAL AND RELATED PRODUCTS AND SERVICES**  
**Leasing Options and Pricing Structure**

**PLEASE PROVIDE YOUR LEASING OPTIONS AND PRICING FOR ALL EQUIPMENT CATEGORIES INCLUDED IN YOUR RENTAL OFFERINGS**



**RFP #269-2018-047 - HEAVY DUTY RENTAL AND RELATED PRODUCTS AND SERVICES**  
**Leasing Options and Pricing Structure**

**PLEASE PROVIDE YOUR PURCHASE OPTIONS AND PRICING FOR ALL EQUIPMENT CATEGORIES INCLUDED IN YOUR RENTAL/LEASING OFFERINGS**

**RFP 269-2018-047**

**EQUIPMENT RENTALS AND RELATED  
PRODUCTS AND SERVICES**

**JUNE 6, 2016**

**ADDENDA #1**

The conference line for the pre-proposal conference is 704-336-5494.



## Finance Office - Procurement Management

<b>Addendum #2</b>	<b>Equipment Rentals and Related Products and Services RFP #269-2018-047</b>
--------------------	--

**To:** All Prospective Service Providers  
**Date:** June 7, 2018  
**Subject:** **Addendum #2 for RFP #269-2018-047  
Equipment Rentals and Related Products and Services**

Please note the specification changes/modifications below for the RFP.

Item #	Page #	Section #	Specification(s)	Modification(s), Questions & Answers
1	N/A	N/A	Additional questions	The deadline to submit any additional questions is <b>5:00 pm EST on Wednesday, June 13<sup>th</sup></b> . Any questions received after that date will not be acknowledged or answered.
2	47	N/A	National Staffing Plan	<b>Modification:</b> This page has been replaced to include the updated National Staffing Plan key personnel table with correct column headers, roles, and descriptions of roles.(attached)  <b>This page must be completed and submitted with your Proposal response along with all required information in Section 7.</b>
3	29	4.13	Delivery	<b>Modification:</b> <b>Section 4.13 Delivery has been revised to read as follows:</b> Company will be responsible for the delivery, setup and pickup of all equipment to the City or Participating Public Agencies. Timely delivery is important to the City and Participating Public Agencies. The Proposal must include the Company's capabilities to deliver as needed, any delivery fees, and their willingness to work with each PPA to assure their individual requirements are met.

Item #	Page #	Section #	Specification(s)	Modification(s), Questions & Answers
4	Entire RFP	Entire RFP	Participating Public Agency	<p><b>Company Question:</b> The term “Participating Agency” (PPA) is used throughout the language. Does that mean participation for all states, local governments, school districts, and higher education institutions in the USA optional?</p> <p><b>Answer:</b> There are over 90,000 public agencies in the USA that could elect to utilize this contract. The decision to utilize this cooperative contract through U.S. Communities is the individual public agency choice. Please also refer to Section 1.4.3.</p>
5	3	1.4.3	Participating Public Agencies	<p><b>Company Question:</b> Section 1.4.3 states there are over 55,000 participating agencies using the U.S. Communities. Have all of them signed a Master Intergovernmental Cooperative Purchasing Agreement stating they will use the resulting Equipment Rental Contract?</p> <p><b>Answer:</b> All Participating Public Agencies have signed a Master Intergovernmental Cooperative Purchasing Agreement that allows them to utilize any or all contracts available through U.S. Communities but does not commit them to use the resulting Equipment Rental Contract. Please also refer to question and answer #4 above.</p>
6	3	1.4.3	Participating Public Agencies	<p><b>Company Question:</b> What part does U.S. Communities play in helping the contract reach its estimated annual potential and how does that happen?</p> <p><b>Answer:</b> Please refer to Section 1.4.5 Marketing Support.</p>
7	17	2.6.6	Charlotte Business INclusion Program	<p><b>Company Question:</b> The equipment rental industry is capital intense with multiple layers of liability making it exceptionally difficult to incorporate sub-contractors. Can you share an example of a successfully executed MWSBE program for rental of equipment and highlight the value it brings to the City of Charlotte.</p> <p><b>Answer:</b> The City is committed to promoting opportunities for maximum participation of certified MWSBEs for City funded contracts. Proposers should look at opportunities to identify and utilize MWSBE vendors for the City of Charlotte usage by considering any and all possibilities, including, but</p>

Finance Office - Procurement Management

Management and Financial Services/City of Charlotte 600 East Fourth Street Charlotte, NC 28202-2850

Phone: 704/336-2256 Fax: 704/336-2258

Item #	Page #	Section #	Specification(s)	Modification(s), Questions & Answers
				not limited to: any product offerings, company landscaping, catering, janitorial services, or delivery services for your Charlotte facility (if applicable). Please visit the Charlotte Business Inclusion Program website at the address included in Section 2.6.6 or contact their office at 704-432-3303 for additional guidance in obtaining this goal.
8	N/A	N/A	Question	<p><b>Company Question:</b> Will the recent acquisition of U.S. Communities by Omina Partners have any bearing on the status of this RFP, or its award?</p> <p><b>Answer:</b> No.</p>
9	122	Pricing Sheet	National Market Basket	<p><b>Supplier Question:</b> There are multiple classes of equipment within each of our product categories. Does the discount need to match, or can it just be similar?</p> <p><b>Answer:</b> The discounts on the National Market Basket list of products should match the discounts provided for Products by Category (tab one). If your company has additional categories, or multiple discounts per category, please add additional lines or sheets as necessary to accurately provide your discount structure.</p>
10	27 and Attachment 1	4.4.4; 4.4.5 and Attachment 1	Lease & Purchase Options	<p><b>Company Question:</b> Are we required to submit an offer for Lease &amp; Purchase options?</p> <p><b>Answer:</b> No, these are optional.</p>
11	27	4.4.5	Purchase of Equipment	<p><b>Company Question:</b> We do sell used equipment but pricing is dependent upon age, condition, hours, etc. so we do not have a published retail, or list price. Are we still required to submit some form of list?</p> <p><b>Answer:</b> If you include the Purchase option in your proposal response, please provide an explanation of how you would calculate the purchase price.</p>
12	30	5	Proposal Content and Format	<p><b>Company Question:</b> Are the two original RFP submissions to be double sided as it states copies in the RFP?</p> <p><b>Answer:</b> Double-sided proposals are preferred. However, single sided proposals will be accepted.</p>

Item #	Page #	Section #	Specification(s)	Modification(s), Questions & Answers
13	30	5	Proposal Content and Format	<p><b>Company Question:</b> To confirm, a copy of the RFP is not to be submitted with the response, only the submission components?</p> <p><b>Answer:</b> A copy of the RFP does not need to be submitted with your proposal response. However, your responses should clearly identify the RFP requirement by RFP section number and title that you are responding to.</p>
14	25	4.2.1	Product Standards and Service Level Requirements	<p><b>Company Question:</b> Should the equipment not perform due to user misuse, it is requested that the Participating Public Agency is responsible for any replacement equipment needed along with repairs. In addition should the equipment not perform due to a defect that wasn't noted at the time of receipt, it is requested that responsibility be placed upon the City. Will the City agree to these modifications?</p> <p><b>Answer:</b> Section 4.2.1 clearly states "Routing repairs <b>not caused by misuse</b> of the equipment shall be provided at no additional cost to the PPA." Section 4.2.2 addresses the need for the Company to provide information regarding current conditions and any visual, pre-existing damage to the equipment at the time the PPA takes possession. Section 4.2.3 requires proposals to include a sample of any service agreement or contract that the Company will require the PPA to sign that includes any and all charges that will be assessed at time of rental. The City of Charlotte does <u>not</u> agree to be responsible for replacement or repairs of other PPA's rental equipment. This will be the responsibility of the PPA. Per Section 1.4.3, the City of Charlotte is acting as "contracting Agent" for the PPA and shall not be held liable for any costs, damages, expenses, fees, liabilities, etc. incurred by any other Participating Public Agency.</p>
15	N/A	Exhibit A, Item 27	Sample City Contract Liquidated Damages	<p><b>Company Question:</b> The liquidated damages clause is undefined and without limitations, and subject to interpretation. It is requested that this item be removed from the contract.</p>

Finance Office - Procurement Management

Management and Financial Services/City of Charlotte 600 East Fourth Street Charlotte, NC 28202-2850

Phone: 704/336-2256 Fax: 704/336-2258

Item #	Page #	Section #	Specification(s)	Modification(s), Questions & Answers
				<p><b>Answer:</b></p> <p>Please refer to Section 2.6.12 Exceptions to the RFP.</p> <p>Any exceptions to the terms and conditions of the City of Charlotte will be negotiated at time of contract award.</p>
16	N/A	Exhibit A, Item 33	Sample City Contract Indemnification	<p><b>Company Question:</b></p> <p>Please see the indemnification language from our Master Rental Agreement.</p> <p><b>Answer:</b></p> <p>Please refer to Section 2.6.12 Exceptions to the RFP.</p> <p>Any exceptions to the terms and conditions of the City of Charlotte will be negotiated at time of contract award.</p>
17	N/A	Exhibit A, Item 34	Sample City Contract Insurance	<p><b>Company Question:</b></p> <p>Automobile Liability is referenced as needed to be provided by the supplier. It should be noted that the City must provide this coverage by following the language for the rental agreement for refuse trucks.</p> <p><b>Answer:</b></p> <p>Please refer to Section 2.6.12 Exceptions to the RFP.</p> <p>Any exceptions to the terms and conditions of the City of Charlotte will be negotiated at time of contract award.</p>
18	N/A	N/A	Value of Contract	<p><b>Company Question:</b></p> <p>What is the current contract value?</p> <p><b>Answer:</b></p> <p>Please refer to Section 1.4.4.</p>
19	N/A	N/A	Value of Contract	<p><b>Company Question:</b></p> <p>Will the City exclusively use the resulting contract?</p> <p><b>Answer:</b></p> <p>Not exclusively but as the primary source for Rental Equipment.</p>
20	45	Question 7	Cooperatives	<p><b>Company Question:</b></p> <p>Is this referring to government cooperatives?</p> <p><b>Answer:</b></p> <p>Yes</p>
21	N/A	21	Pre-Proposal Conference	<p><b>A copy of the sign-in sheet from the Pre-Proposal Conference held on June 6, 2018 is attached.</b></p>



In order to constitute a complete proposal response you must acknowledge receipt of this addendum with the Addenda Receipt Confirmation Form 2 in Section 6 of the subject RFP in your Proposal.

**Any Company not acknowledging receipt of an issued addendum may not be considered.**

In the event additional changes or clarifications to this RFP are warranted, all Service Providers are responsible for monitoring [www.ips.state.nc.us](http://www.ips.state.nc.us) or the City of Charlotte website at: <http://charlottenc.gov/DoingBusiness/Pages/ContractOpportunities.aspx> for additional addenda.

We appreciate your interest in doing business with the City of Charlotte and look forward to receiving a Proposal from your company.

Sincerely,

Karen Ewing  
Deputy Chief Procurement Officer

cc: Alexis Turner, U.S. Communities  
RFP File

\$ \_\_\_\_\_ .00 in year one  
 \$ \_\_\_\_\_ .00 in year two  
 \$ \_\_\_\_\_ .00 in year three

**National Staffing Plan**

1. Please identify the key personnel who will lead and support the implementation period of the contract outlined in Section One, New Supplier Implementation Checklist, along with the amount of time to be devoted to implementation.
2. Identify the key personnel who are to be engaged in this contract throughout the term of the contract, including each of the roles described below:

<b><u>Role</u></b>	<b><u>Description of Role</u></b>	<b><u>Person Responsible and Title</u></b>	<b><u>Time Commitment (%)</u></b>
Executive Sponsor	Responsible for the corporate commitment. Works with Supplier Manager.		
National Account Manager	Responsible for sales efforts and training of sales people across the country. Works daily with Program Managers and Supplier Manager.		
Lead Referral Manager	Responsible for distributing leads generated through the USC website.		
Marketing Lead	Responsible for all marketing efforts. Works with USC marketing regularly.		
IT Lead	Responsible for building USC landing page for supplier.		
Reporting Lead	Responsible for providing monthly reports to USC.		

3. Provide an organizational chart of your company.
4. Submit a bio for each of the below personnel:
  - a. The person your company proposes to serve as the National Accounts Manager;
  - b. Each person that will have primary responsibility for U.S. Communities account management; and

CITY OF CHARLOTTE  
 Finance - Procurement Management

Pre-Proposal Conference RFP# 269-2018-047 Date: June 6, 2018 Time: 1:00 pm

Equipment Rentals and Related Products and Services

Company Name	Representative Name	Phone Number	E-Mail Address
U.S. Communities	Alexis Turner	2146292056	aturner@uscommunities.org
SUNBELT RENTALS	MATT ROFFE	943-339-0560	math.roffe@sunbeltrentals.com
Herc Rentals	Frank Calderaro	201-681-2952	Franks.Calderaro@HercRentals.com
Subalt Rentals	Natalia Welsh	via phone	
Subalt Rentals	Dan Newby	via phone	
Subalt Rentals	Mike Delano	via phone	
CAROLINA CAT	Brian Holcomb	via phone	
Carolina CAT	Loy Baldwin	704-308-4836	Baldwin@CarolinaCat.com
By Truck Rentals	Eric Marth	via phone	
City of Charlotte	Karen Ewing	704 336-2992	Kewing@charlottenc.gov