

CONTRACT**DINWIDDIE COUNTY**
TWO (2) TYPE 1 AMBULANCES

The Agreement is made this 1st day of December 2021, by and between **Goodman Specialized Vehicles, LLC** [VA Dealer], of 17020 Patrick Henry Highway, Amelia, Virginia 23002 and **PL Custom Body & Equipment Co, Inc.** [Manufacturer], of 2201 Atlantic Ave, Manasquan, New Jersey 08736 (together parties of the first part, and hereinafter known as “Contractor”), and the **County of Dinwiddie**, Virginia (party of the second part, and hereinafter known as “County”).

WHEREAS, pursuant to the Virginia Public Procurement Act, County used cooperative procurement to procure construction and delivery of two (2) Type I Ambulances, to be used by the County of Dinwiddie in performance of Emergency Medical Services; and

NOW THEREFORE, in consideration of the mutual benefits, promises, and undertakings, the sufficiency and receipt of which are acknowledged, the following terms and conditions are agreed to by the parties to this Contract:

- 1. Incorporation by Reference.** The following are made a part hereof as if the same were fully set forth herein, and if any discrepancies arise between the documents, they will prevail in the following order: (1) this Contract including the General Terms and Conditions, (2) Contractor’s quote dated October 25, 2021 and (3) HGAC Contract # AM10-20. This procurement is governed by the Virginia Public Procurement Act and the Dinwiddie County Purchasing Policies and Procedures. All terms and conditions of the Act and the Policies and Procedures are hereby adopted and incorporated by reference herein.
- 2. Time of Performance.** Contractor agrees to construct, deliver and receive final acceptance of the first ambulance by the County no later than June 30, 2022 and receive final acceptance of the second ambulance by the County no later than November 30, 2022. Due to the current market, Contractor shall notify County immediately if these dates change due to availability of chassis from the manufacturer.
- 3. Costs.** Contractor agrees to perform all work and provide all equipment pursuant to this Contract for a sum no greater than FIVE HUNDRED THIRTY-FOUR THOUSAND ONE HUNDRED FORTY-FIVE AND 22/100 DOLLARS (\$534,145.22) (the “Contract Price”). **This price includes a discount for prepayment of the chassis, thus the amount of One Hundred Three Thousand Six Hundred Seventy-Eight and no/100 dollars (\$103,678.00) is due at the time the contract is fully executed.** Fully executed is defined as receipt of all of the following items by the County: signed contract, proof of insurance and performance and payment bonds. Payment shall be made to Goodman Specialized Vehicles, LLC within thirty (30) days after receipt of invoice and after County has inspected and accepted the work and notified Contractor of its acceptance of same.
- 4. Notices.** Any notices required shall be in writing and be sent either by U.S. Mail with postage prepaid or by email to the addresses set forth below:

Notice to County shall be made to:

Procurement
Dinwiddie County
P.O. Drawer 70
Dinwiddie, Virginia 23841
(804) 469-4500
Accounting@dinwiddieva.us

Notice to Contractor shall be made to:

Virginia Dealer
Porter Carden
Regional Account Manager
Goodman Specialized Vehicles, LLC
P.O. Box 840
Amelia, Virginia 23002
(804) 873-2067
pcarden@goodmansv.com

Manufacturer

Deborah Thomson
President
PL Custom Body & Equipment Co., Inc.
2201 Atlantic Ave
Manasquan, New Jersey 08736
(732) 223-1411

5. **General Terms and Conditions.** During the term of this Contract, Contractor agrees to procure and maintain insurance which meets all County's requirements in the General Terms and Conditions.
6. **Counterparts.** This Agreement may be executed in one or more counterparts each of which shall be deemed an original but all of which together shall constitute one and the same instrument. Signed signature pages may be transmitted by facsimile or as an attachment to an email, and any such signature shall have the same legal effect as an original.
7. **Severability.** If any provision of this Agreement is determined to be unenforceable, invalid or illegal, then the enforceability, validity and legality of the remaining provisions will not in any way be affected or impaired, and such provision will be deemed to be restated to reflect the original intentions of the parties as nearly as possible in accordance with applicable law.
8. **Force Majeure.** Neither party hereto shall be held liable for delay or failure to perform hereunder, when such delay or failure is without its fault or negligence and due solely to events beyond its control which cannot reasonably be forecast or provided against such as fires, strikes, floods, hurricanes, tornadoes, snowstorms, acts of God, acts of war or terrorism, or legal acts of public authorities.
9. **Miscellaneous.** This Contract shall be governed by the laws of the Commonwealth of Virginia. Jurisdiction and venue for any litigation arising out of or involving this Agreement shall lie in the Circuit Court of the County of Dinwiddie, Virginia, and such litigation shall be brought only in such courts. All pronouns used herein shall refer to every gender. Headings or titles in this Contract are only for convenience and shall have no meaning or effect upon the interpretation of the provisions of this Contract. This Contract is the entire agreement between the parties and may not be amended or modified, except by writing, signed by each party. If any provision of this Contract is determined to be unenforceable, then the remaining provisions of this Contract shall be interpreted as in effect as if such unenforceable provision were not included therein.

IN WITNESS WHEREOF, the parties hereto have executed this Contract as of the day first written above.

County of Dinwiddie, Virginia

Goodman Specialized Vehicles, LLC

X *W. Kevin Massengill*

W. Kevin Massengill
County Administrator

X *Porter Carden*

Print Name/Title:
Porter Carden

Department Approval:

PL Custom Body & Equipment Co., Inc.

X *Dennis Hale*

Dennis Hale
Chief of Fire & EMS

X *Deborah L Thomson*

Print Name/Title:
Deborah L. Thomson

Approved as to form:

X *W. K. Kelly*

Legal Counsel

DINWIDDIE COUNTY
GENERAL TERMS AND CONDITIONS

1. **Laws, Regulations, and Courts.**
 - A. This procurement is governed by the Virginia Public Procurement Act and the Dinwiddie County Purchasing Policies and Procedures.
 - B. The Contractor shall comply with all federal, state and local laws, ordinances, rules, regulations, and lawful orders of any public authority bearing on the performance of the work and shall give all notices required thereby.
 - C. All solicitations or contracts issued by Dinwiddie County shall be governed by the laws of the Commonwealth of Virginia. Jurisdiction and venue for any litigation arising out of or involving this agreement shall lie in the Circuit Court of the County of Dinwiddie, Virginia, and such litigation shall be brought only in such courts. The County and the Contractor are encouraged to resolve any issues in controversy arising from contractual dispute using Alternative Dispute Resolution (ADR) procedures (Code of Virginia, § 2.2-4366).
2. **Taxes.** Pursuant to Virginia Code Section 58.1-609.1(4), the County is exempt from the payment of Virginia state sales and use taxes. Vendors should not include such taxes in invoices presented to the County for payment. State sales and use tax certificates of exemption, Form ST-12, will be issued upon request.
3. **Anti-Discrimination Statement by County.** The County certifies that it shall not discriminate against any bidder, offeror or contractor because of race, religion, color, sex, sexual orientation, gender identity, national origin, age, disability, status as a service disabled veteran, faith-based organizational status, any other basis prohibited by state law relating to discrimination in employment or because the bidder or offeror employs ex-offenders unless the County has made a written determination that employing ex-offenders on the specific contract is not in its best interest. If Contractor is a faith-based organization, the organization shall not discriminate against any recipient of goods, services, or disbursements made pursuant to the contract on the basis of the recipient's religion, religious belief, refusal to participate in a religious practice, or on the basis of race, age, color, gender or national origin and shall be subject to the same rules as other organizations that contract with public bodies to account for the use of the funds provided; however, if the faith-based organization segregates public funds into separate accounts, only the accounts and programs funded with public funds shall be subject to audit by the public body. (*Code of Virginia*, § 2.2-4343.1E).
4. **Anti-Discrimination Statement by Contractor.**
 - A. During the performance of the contract, the Contractor agrees to the following provisions.
 1. The Contractor will not discriminate against any employee or applicant for employment because of race, religion, color, sex, national origin, age, disability, status as a service disabled veteran, or any other basis prohibited by state law relating to discrimination in employment, except where there is a bona fide occupational qualification reasonably necessary to the normal operation of the Contractor. The Contractor agrees to post in conspicuous places, available to employees and applicants for employment, notices setting forth the provisions of this nondiscrimination clause.
 2. The Contractor, in all solicitations or advertisements for employees placed by or on behalf of the Contractor, will state that such Contractor is an equal opportunity employer.
 3. Notices, advertisements and solicitations placed in accordance with federal law, rule or regulation shall be deemed sufficient for the purpose of meeting these requirements.
 - B. The Contractor also agrees to include the provisions in every subcontract or purchase order over \$10,000, so that the provisions will be binding upon each subcontractor or Contractor.
5. **Immigration Reform and Control Act of 1986.** Contractor certifies that it does not and will not during the performance of the contract knowingly employ unauthorized alien workers or otherwise violate the provisions of the Federal Immigration Reform and Control Act of 1986.
6. **Drug-Free Workplace.** During the performance of this contract, the Contractor agrees to (i) provide a drug-free workplace for the Contractor's employees; (ii) post in conspicuous places, available to employees and

applicants for employment, a statement notifying employees that the unlawful manufacture, sale, distribution, dispensation, possession, or use of a controlled substance or marijuana is prohibited in the Contractor's workplace and specifying the actions that will be taken against employees for violations of such prohibition; (iii) state in all solicitations or advertisements for employees placed by or on behalf of the Contractor that the Contractor maintains a drug-free workplace; and (iv) include the provisions of the foregoing clauses in every subcontract or purchase order of over \$10,000, so that the provisions will be binding upon each subcontractor or Contractor.

For the purposes of this section, "drug-free workplace" means a site for the performance of work done in connection with a specific contract awarded to a Contractor, the employees of whom are prohibited from engaging in the unlawful manufacture, sale, distribution, dispensation, possession or use of any controlled substance or marijuana during the performance of the contract.

7. **Authorization to Transact Business in the Commonwealth.** In order to contract with Dinwiddie County, contractors organized as a stock or nonstock corporation, limited liability company, business trust, or limited partnership or registered as a registered limited liability partnership shall be authorized to transact business in the Commonwealth as a domestic or foreign business entity if so required by Code of Virginia, Title 13.1 or Title 50 or as otherwise required by law. Pursuant to competitive sealed bidding or competitive negotiation, a bidder or offeror organized or authorized to transact business in the Commonwealth pursuant to Title 13.1 or Title 50 shall include in its bid or proposal the identification number issued to it by the State Corporation Commission. Any bidder or offeror that is not required to be authorized to transact business in the Commonwealth as a foreign business entity under Title 13.1 or Title 50 or as otherwise required by law shall include in its bid or proposal a statement describing why the bidder or offeror is not required to be so authorized. Any bidder or offeror that fails to provide the required information shall not be awarded a contract unless a waiver of this requirement is granted by the County Administrator. Any business entity as described above that enters into a contract with a public body pursuant to the Virginia Public Procurement Act shall not allow its existence to lapse or its certificate of authority or registration to transact business in the Commonwealth to be revoked or cancelled at anytime during the contract. Dinwiddie County may void any contract with a business entity if that entity fails to remain in compliance with the provisions of this section.
8. **Indemnification.** Contractor agrees to indemnify, defend and hold harmless the County of Dinwiddie, Virginia and their officers, agents, and employees from any claims, damages and actions of any kind or nature, whether at law or in equity, arising from or caused by the use of any materials, goods, or equipment of any kind or nature furnished by the Contractor or any services of any kind or nature furnished by the Contractor, provided that such liability is not attributable to the sole negligence of the County or to failure of the County to use the materials, goods, infrastructure or equipment in the manner already and permanently described by the Contractor on the materials, goods, infrastructure or equipment delivered.
9. **Insurance.** Contractor certifies that it will have the following insurance coverage at the time the contract is awarded. If any subcontractors are involved, the subcontractor will have workers' compensation insurance in accordance with §§ 2.2-4332 and 65.2-800 et seq. of the Code of Virginia. Contractor further certifies that the Contractor and any subcontractors will maintain this insurance coverage during the entire term of the contract and that all insurance coverage will be provided by insurance companies authorized to sell insurance in Virginia by the Virginia State Corporation Commission. Subcontractors, if any, will maintain similar insurance coverage during the entire term of the contract.

Minimum Insurance Coverage and Limits Required:

1. Workers' Compensation - Statutory requirements and benefits. Coverage is compulsory for employers of three or more employees, to include the employer. Contractors who fail to notify the County of increases in the number of employees that change their workers' compensation requirements under the *Code of Virginia* during the course of the contract shall be in noncompliance with the contract.
2. Employer's Liability - \$100,000.
3. Commercial General Liability - \$1,000,000 per occurrence and \$2,000,000 in the aggregate. Commercial General Liability is to include bodily injury and property damage, personal injury and

advertising injury, products and completed operations coverage. The “County of Dinwiddie, Virginia, its Officers, agents, and employees” shall be added as additional insured on a primary basis and so endorsed on the policy. Such additional insured status shall be primary without participation by County’s insurers.

4. Automobile Liability - \$1,000,000 combined single limit.
5. Professional Liability - \$1,000,000 per occurrence.

10. **Debarment Status.** The Contractor certifies that it is not currently debarred from submitting proposals or bids on contracts by any department, agency or political subdivision of (i) the Commonwealth of Virginia, (ii) any other state, or (iii) the federal government, nor is it an agent of any person or entity that is currently debarred from submitting bids or proposals on contracts by the same.

11. **Payment.**

- A. Contractor shall provide the County with a complete and accurate IRS Form W-9.
- B. Invoices for products/services ordered, delivered, and accepted shall be submitted by the contractor to Dinwiddie County Accounts Payable via email to accounting@dinwiddieva.us or via postal mail to P.O. Drawer 70, Dinwiddie, VA 23841.
- C. Unless otherwise specified, any payment terms requiring payment in less than 30 days will be regarded as requiring payment 30 days after correct invoice or delivery, whichever occurs last. This shall not affect offers of discounts for payment in less than 30 days, however.
- D. The preferred method of payment for invoices under \$5,000 is with a VISA Credit Card. If the vendor accepts VISA payments, they must do so without any fees.
- E. Unless otherwise provided under the terms of the contract, interest shall accrue at the rate of one percent (1%) per month.
- F. Date of payment is deemed to be (1) the date of postmark in all cases where payment is made by mail, or (2) the date of offset when offset proceedings have been instituted as authorized under the Virginia Debt Collection Act.
- G. Unreasonable Charges. Under certain emergency procurements and for most time and material purchases, final job costs cannot be accurately determined at the time orders are placed. In such cases, Contractors should be put on notice that final payment in full is contingent on a determination of reasonableness with respect to all invoiced charges. Charges which appear to be unreasonable will be researched and challenged, and that portion of the invoice held in abeyance until a settlement can be reached. Upon determining that invoiced charges are not reasonable, the County shall promptly notify the Contractor, in writing, as to those charges which it considers unreasonable and the basis for the determination. A Contractor may not institute legal action unless a settlement cannot be reached within thirty (30) days of notification. The provisions of this section do not relieve the County of its prompt payment obligations with respect to those charges which are not in dispute (Code of Virginia, § 2.2-4363).
- H. The Contractor is obligated to: (1) pay the subcontractor(s) within seven (7) days of the Contractor’s receipt of payment from the County for the proportionate share of the payment received for work performed by the subcontractor(s) under the contract; or (2) notify the County and the subcontractor(s) within seven days, in writing of the Contractor’s intention to withhold all or a part of the subcontractor’s payment with the reason for nonpayment.
- I. The Contractor is obligated to pay the subcontractor(s) interest at the rate of one percent (1%) per month on all amounts owed by the Contractor that remain unpaid after seven days following receipt by the contractor of payments from the County, except for amounts withheld as states in Section g above.
- J. These provisions apply to each sub-tier Contractor performing under the primary contractor. A contractor’s obligation to pay an interest charge to a subcontractor shall not be construed to be an obligation of the County. A contract modification shall not be made for the purpose of providing reimbursement for the interest charge. A cost reimbursement claim shall not include any amount for reimbursement for the interest charge.

12. **Availability of Funds.** It is understood and agreed between the parties that the County shall be bound hereunder only to the extent of the funds available, or which may hereafter become available. The contract will be contingent upon annual appropriations by the Board of Supervisors of Dinwiddie County. Failure of the Board

of Supervisors to appropriate adequate funds for the terms of the contract shall result in the immediate cancellation of the contract. There shall be no penalty should the Board fail to make annual appropriations for the contract.

13. **Assignment of Contract.** A contract shall not be assignable by the Contractor in whole or in part without the written consent of the County.
14. **Default.** It shall be the Contractor's responsibility to make sure that all work is adequately completed as required. In case of failure to deliver goods or services in accordance with the contract terms and conditions, the County, after five (5) days have passed from the date of delivery of written notice, may procure them from other sources and hold the Contractor responsible for any resulting additional purchase and administrative costs. This remedy shall be in addition to any other remedies which the County may have.
15. **Changes to the Contract.** All contract modifications must be approved by the Dinwiddie County Administrator or his designee. The County will not assume responsibility for the cost of any changes made without proper consent. No fixed-price contract may be increased by more than twenty-five percent (25%) or \$50,000, whichever is greater, without advance approval of the Dinwiddie County Board of Supervisors.

Changes can be made to the contract in any of the following ways:

- A. The parties may agree in writing to modify the terms, conditions, or scope of the contract. Any additional goods or services to be provided shall be of a sort that is ancillary to the contract goods or services, or within the same broad product or service categories as were included in the contract award. Any increase or decrease in the price of the contract resulting from such modification shall be agreed to by the parties as a part of their written agreement to modify the scope of the contract.
- B. The County may order changes within the general scope of the contract at any time by written notice to the Contractor. Changes within the scope of the contract include, but are not limited to, things such as services to be performed, the method of packing or shipment, and the place of delivery or installation. The Contractor shall comply with the notice upon receipt, unless the Contractor intends to claim an adjustment to compensation, schedule, or other contractual impact that would be caused by complying with such notice, in which case the Contractor shall, in writing, promptly notify the County of the adjustment to be sought, and before proceeding to comply with the notice, shall await the County's written decision affirming, modifying, or revoking the prior written notice. If the County decides to issue a notice that requires an adjustment to compensation, the Contractor shall be compensated for any additional costs incurred as the result of such order and shall give the County a credit for any savings. Said compensation shall be determined by one of the following methods:
 1. By mutual agreement between the parties in writing; or
 2. By agreeing upon a unit price or using a unit price set forth in the contract, if the work to be done can be expressed in units, and the Contractor accounts for the number of units of work performed, subject to the County's right to audit the Contractor's records and/or to determine the correct number of units independently; or
 3. By ordering the Contractor to proceed with the work and keep a record of all costs incurred and savings realized. A markup for overhead and profit may be allowed if provided by the contract. The same markup shall be used for determining a decrease in price as the result of savings realized. The Contractor shall present the County with all vouchers and records of expenses incurred and savings realized. The County shall have the right to audit the records of the Contractor as it deems necessary to determine costs or savings. Any claim for an adjustment in price under this provision must be asserted by written notice to the County within thirty (30) days from the date of receipt of the written order from the County. Neither the existence of a claim nor a dispute resolution process, litigation or any other provision of this contract shall excuse the Contractor from promptly complying with the changes ordered by the County or with the performance of the contract generally.

16. Termination of Contract.

A. Termination for Cause.

1. If the Contractor should be adjudged as bankrupt, or if he should make a general assignment for the benefit of his creditors, or if a receiver should be appointed on account of his insolvency, the County may terminate the contract. If Contractor violates any provision of the Virginia Governmental Fraud Act, the County may terminate the contract. If the Contractor should persistently or repeatedly refuse or should fail, except in cases for which extension of time is provided, to supply enough properly skilled workmen or proper materials, or if he should fail to make prompt payment to subcontractors or suppliers of material or labor, or persistently disregards laws, ordinances, or the written instructions of the County, or otherwise be guilty of a substantial violation of any provision of the contract, then the County may terminate the contract. The County retains the sole discretion to determine any violation of this section.
2. Prior to termination of the contract, the County shall give the Contractor and his surety ten (10) calendar days written notice, during which the Contractor and/or his surety may rectify the cause of the termination. If rectified to the satisfaction of the County within said ten (10) days, the County may rescind its notice of termination. If it does not, the termination for cause shall become effective at the end of the ten-day (10) notice period. In the alternative, the County may postpone the effective date of the termination notice, at its sole discretion, if it should receive reassurances from the Contractor and/or its surety that the causes of termination will be remedied in a time and manner which the County finds acceptable. If at any time more than ten (10) days after the notice of termination, the County determines that Contractor and/or its surety has not or is not likely to rectify the causes of termination in an acceptable manner or within the time allowed, then the County may immediately terminate the contract for cause by giving written notice to the Contractor and its surety. This decision shall be final and not subject to an appeal to any court of law or equity. In no event shall termination for cause terminate the obligations of the Contractor's surety on its payment and performance bonds.
3. Notice of terminations, whether initial or given after a period of postponement, may be served upon the Contractor and the surety by mail or any other means at their last known places of business in Virginia or elsewhere, by delivery to any officer or management/supervisory employee of either wherever they may be found, or, if no such officer, employee or place of business is known or can be found by reasonable inquiry within three (3) days, by posting the notice at the job site. Failure to accept or pick up registered or certified mail addressed to the last known address shall be deemed to be delivery.
4. Upon termination of the contract, the County shall take possession of its property and of all materials, tools, and appliances thereon and finish the work by whatever method the County may deem expedient. In such case, the Contractor shall not be entitled to receive any further payment. If the expense of finishing the work, including compensation for additional managerial and administrative services shall exceed the unpaid balance of the contract price, the Contractor shall pay the difference to the County, together with any other expenses of terminating the contract and having it completed by others.
5. Termination of the contract under this section is without prejudice to any other right or remedy of the County.

B. Termination for Convenience

1. County may terminate this contract at any time without cause, in whole or in part, upon giving the Contractor notice of such termination. Upon such termination, the Contractor shall immediately cease work and remove from the project site all of its labor forces and such of its materials as County elects not to purchase or to assume in the manner hereinafter provided. Upon such termination, the Contractor shall take such steps as County may require to assign to the County the Contractor's interest in all subcontracts and purchase orders designated by County. After all such steps have been

taken to County's satisfaction, the Contractor shall receive as full compensation for termination and assignment the following:

- All amounts then otherwise due under the terms of this contract as of the latest request for payment,
- Amounts due for work performed subsequent to the latest request for payment through the date of termination, and
- Reasonable compensation for the actual cost of demobilization incurred by the Contractor as a direct result of such termination. The Contractor shall not be entitled to any compensation for lost profits or for any other type of contractual compensation or damage other than those provided by the preceding sentence. Upon payment of the foregoing, County shall have no further obligations to the Contractor of any nature.

2. In no event shall termination for the convenience of the County terminate the obligations of the Contractor's surety on its payment and performance bonds.

17. **Contractual Disputes.** Disputes and claims arising under this agreement shall be processed pursuant to the Code of Virginia Section 2.2-4363.

18. **Audit.** The contractor shall retain all books, records, and other documents relative to this contract for five (5) years after final payment from the County, or until audited by the County, whichever is sooner. The agency, its authorized agents, and/or state auditors shall have full access to and the right to examine any of said materials during said period.

19. **Patents, Copyright and Trademark.** The Contractor shall obtain all licenses necessary to use any invention, article, appliance, process, or technique of whatever kind and shall pay all royalties and license fees. The Contractor shall indemnify, defend, hold and save harmless the County, its officers, agents, and employees, from any loss or liability for or on account of such infringement.

20. **COVID-19.**

The Contractor is required to adhere in all respects to all federal, state, and local COVID-19 regulations, including, but not limited to, Executive Orders issued by the Governor of Virginia, the rules promulgated by the Virginia Department of Labor and Industry ("DOLI Rules"), and the Dinwiddie County Infectious Disease (COVID-19) Preparedness and Response Plan (the "Required Local Plan"). The Contractor acknowledges it will comply with the documents set forth on Dinwiddie County's Purchasing Page, which can be found at www.dinwiddieva.us/Purchasing including any changes that may be made to such documents in the future. In the event of conflict between COVID-19 provisions, the strictest provision shall govern. Without limiting the foregoing, the Contractor shall abide by the following:

- A. Sick and Exposed Persons to Stay at Home. Pursuant to the DOLI Rules and the Required Local Plan, employees or other persons associated with the Contractor who are known or suspected to be infected with the SARS-CoV-2 virus or who live with or have had close contact with individuals who have had COVID-19 symptoms or signs in the last 14 days shall be sent home, stay home, and stay away from the work site until they are cleared to return to work as set forth in the DOLI Rules or, in the case of exposed persons, the rules for return to work shall be the same as those for County employees in the Required Local Plan. Symptoms and signs of COVID-19 include the following: unexplained cough, fever (100 degrees Fahrenheit or higher) or chills, cough, shortness of breath or difficulty breathing, fatigue, muscle or body aches, headache, new loss of taste or smell, sore throat, congestion or runny nose, persistent pain or pressure in the chest, new confusion, inability to wake or stay awake, bluish lips or face, unexplained nausea, vomiting, or diarrhea. Other unexplained symptoms could also be an indication of COVID-19.
- B. Notice to County Required of Positive COVID-19 Tests at County Government Sites. Pursuant to the DOLI Rules and the Required Local Plan, the Contractor is required by law to advise the County within 24 hours in the event that an employee of the Contractor or someone associated with the Contractor who

was present at a place of employment owned or operated by the Dinwiddie County Government tests positive for COVID-19. All such reports of positive COVID-19 tests shall be made to Crystal Spain, Director of Human Resources at (804) 469-4500, extension 2161.

- C. Subcontractors. The Contractor is responsible for ensuring that its subcontractors comply with all the foregoing requirements.

DINWIDDIE COUNTY
SPECIAL TERMS AND CONDITIONS

1. **Performance and Payment Bonds.** Within ten (10) days of award of the contract, the Contractor shall deliver to the Procurement Office properly executed Standard Performance and Labor and Material Payment Bonds, each in the sum of the contract amount, with the County of Dinwiddie, Virginia as obligee. The bonds shall be dated on or after the date of the contract. The bond premium shall be paid by the Contractor awarded the contract. The surety shall be a surety company or companies approved by the State Corporation Commission to transact business in the Commonwealth of Virginia and should be written on a form suitable to County. The Contractor shall require the attorney-in-fact, who executed the required bonds on behalf of the surety company, to affix thereto a certified and current copy of the power of attorney. No payment shall be due and payable to the Contractor, even if the contract has been performed in whole or in part, until the bonds have been delivered to and approved by the County.

If no bond can be furnished by the Contractor within ten (10) days of award of contract, the County reserves the right to award to another Contractor.

2. **Guarantee of Work – Warranty of Materials and Workmanship**

- A. Except as otherwise specified, all work shall be guaranteed by the Contractor against defects resulting from the use of inferior materials, equipment, installation or workmanship for one (1) year from the date of final acceptance of the entire project by the County in writing. Should any defect be noted by the County, the County will notify the Contractor of such defect or non-conformance. Notification will state either (1) that the Contractor shall replace or correct the deficiency, or (2) the County does not require replacement or correction, but an equitable adjustment to the contract price will be determined by the County and shall be binding upon the Contractor. If the Contractor is required to correct or replace the deficiency, it shall be at no cost to the County and shall be subject to all provisions of this clause to the same extent as materials/work initially delivered/completed. If the Contractor fails or refuses to replace or correct the deficiency, the County may have the materials/work corrected or replaced with similar items and charge the Contractor the costs occasioned thereby or obtain an equitable adjustment in the contract price as determined by the County.
- B. The Contractor warrants that, unless otherwise specified, all materials and equipment incorporated in the work under the contract shall be new, in first class condition, and in accordance with the Contract Documents. The Contractor further warrants that all workmanship shall be of the highest quality and in accordance with Contract Documents and shall be performed by persons qualified at their respective trades.
- C. Work not conforming to these warranties shall be considered defective.
- D. This warranty of materials and workmanship is separate and independent from and in addition to any of the Contractor's other guarantees or obligations in this contract.
- E. If, within the guarantee period, defects are noticed by the County which require repairs or changes in connection with the guaranteed work, those repairs or changes being in the opinion of the County rendered necessary as the result of the use of materials, equipment or workmanship, which are defective, or inferior or not in accordance with the terms of the contract, then the Contractor shall, promptly upon receipt of notice from the County, such notice being given not more than two weeks after the guarantee period expires, and without expense to the County:
 1. Place in satisfactory condition in every particular all of such guaranteed work and correct all defects therein;
 2. Make good all damage to the structure, site, equipment, or contents thereof, which is the result of the use of materials, equipment, or workmanship which are inferior, defective, or not in accordance with the terms of the contracts; and

3. Make good any work, materials, equipment, contents of structures, and/or disturbance of the site in fulfilling any such guarantee.
- F. In any case, where in fulfilling the requirements of the contract or any guarantee embraced in or required thereby, the Contractor disturbs any work guaranteed under contract, he shall restore such work to a condition satisfactory to the County and guarantee such restored work to the same extent as it was guaranteed under such other contract.
- G. If the Contractor, after notice, fails to proceed promptly to comply with the terms of the guarantee, the County may have the defects corrected and the Contractor and his surety shall be liable for all expense incurred.
- H. All special guarantees applicable to definite parts of the work that may be stipulated in the specifications or other papers forming a part of the contract shall be subject to the term of this section during the first year of the life of such special guarantee.
- I. Nothing contained in this section shall be construed to establish a period of limitation with respect to any other obligation which the Contractor might have under the Contract Documents, including but not limited to, liability for defective work under this Warranty of Materials and Workmanship section of these Additional Terms and Conditions. This paragraph relates only to the specific obligation of the Contractor contained in this section to correct the work and does not limit the time within which his obligation to comply with the Contract Documents may be sought to be enforced, nor of the time within which proceedings may be commenced to establish the Contractor's liability with respect to his other obligations under this contract.
- J. In the event the work of the Contractor is to be modified by another contractor, either before or after the final inspection, the first Contractor shall remain responsible in all respects under the guarantee of work and under any other warranties provided in the contract or by law. However, the Contractor shall not be responsible for any defects in material or workmanship introduced by the contractor modifying its work. Both the first Contractor and the contractor making the modifications shall each be responsible solely for the work done by each. The contractor modifying the earlier work shall be responsible for any damage to or defect introduced into the work which he is modifying. If any contractor shall claim that another contractor has introduced defects of materials and/or workmanship into the work of the first, it shall be the burden of the contractor making the claim to clearly demonstrate the nature and extent of such introduced defects and the responsibility of the other contractor. Any contractor modifying the work of another shall have the same burden if he asserts defects to have been caused by the contractor whose work he is modifying.
3. **Final Inspection.** After completion of the work but prior to acceptance of the apparatus by the County, there shall be an inspection of the completed apparatus carried out by three (3) personnel from Dinwiddie Fire & EMS. This inspection is to take place at the Manufacturer's facility. The County reserves the right to conduct any test/inspection it may deem advisable to assure goods and services conform to the specifications, prior to acceptance of the apparatus and prior to final payment for goods and services. All travel, lodging and meal costs associated with this inspection of the completed apparatus prior to final acceptance shall be borne by the County.



October 25, 2021
Dinwiddie County Fire and EMS
Dawn Titmus, EMS Manager
13850 Courthouse Rd.
Dinwiddie, VA 23841

Dear Ms. Titmus,

On behalf of Goodman Specialized Vehicles, LLC I am happy to provide you with the following proposal for two (2) 2021 PL Custom 170" Classic Type I ambulances mounted on 2021 and 2022 Ford F550 4x4 chassis.

These units are offered at a cost of: **\$267,072.61 (per unit)**.
Total project cost: **\$534,145.22**

The following items are included in this pricing:

1. \$1,000 HGAC fee (\$500/unit).
2. Chassis pre-payment discount.
3. Performance bond.

Both units will be built according to the specifications provided to you (Quote #A5677-0002) on 10/20/21 and the change list sent on 10/21/2021.

Thank you again for the opportunity to provide you with this quote. We look forward to having the opportunity to work with Dinwiddie County. As always, if you have any questions about the information that I have given you feel free to contact me.

Porter Carden

Porter Carden
Regional Account Manager
Goodman Specialized Vehicles, LLC
804-517-8411



GOODMAN SPECIALIZED VEHICLES
17020 PATRICK HENRY HIGHWAY • PO Box 840 • AMELIA VA 23002
PH: 804-873-2067 • TOLL FREE: 877-904-2008 • FAX: 804-561-4823
WWW.GOODMANSV.COM





QUOTATION

Dinwiddie County Fire & EMS
Dawn Titmus
14016 Boydton Plank Road
Dinwiddie, VA 23841
dttitmus@dinwiddieva.us

Goodman Specialized Vehicles, LLC.
Porter Carden
17020 Patrick Henry Highway
Amelia, VA 23002
pcarden@goodmansv.com

Exp. Date: / /
Quote No: A5677-0002
Job/Order No: 4309/4310
BODY: CLSC170

Type 1 Classic, 170" 108"CA

10/20/2021

Page 1

PART NO	S	DESCRIPTION	QTY	ID
		== Type 1 Classic, 170" 108"CA - 33.930 09/01/21 ==	1	PLG
00-00-0100		PL Ambulance - Release 33.93 effective 09/01/21	1	PLG
00-11-7065	<	170" CLASSIC BODY, 72" Headroom, w/Drop Skirt	1	PLG
		Overall Vehicle Dimensions:		
		Length: 308"		
		Width: 99"		
		Height: 112" (+/- 2")		
		Exterior Modular Body Dimensions:		
		Length: 170"		
		Width: 97"		
		Height: 91"		
		Interior Modular Body Dimensions:		
		Length: 165"		
		Width: 90 3/4"		
		Height: 72"		
03-00-1060	< >	Chassis Type -Ford F-Series	1	PLG
		Chassis paint must be reviewed/edited when changing chassis type		
		EXTERIOR	1	PLG
10-10-1100	<	Modular Body Construction	1	PLG
		SAE J3057 Compliant		
10-10-2000	<	Structural Integrity Warranty	1	PLG
		The structural integrity of the body shall be guaranteed for the life of the unit, as long as the original purchaser shall own it.		
10-10-2070		Finite Element Analysis	1	PLG
10-10-2100		Compartments, Aluminum Diamond Plate, welded	1	PLG
10-12-2020		Type I, Classic, Cab to body Walk-thru	1	PLG
10-15-4000		Body mounting, Type I, rubber donuts, L-Duty	1	PLG
10-20-3300		Lowered Body Skirts, with Intermediate Step	1	PLG
		EXTERIOR DOORS, AMBULANCE	1	PLG
11-10-1060	<	Trimark 1875 Paddle Handle Power Locking, Entrance. Doors Qty(3)	1	PLG
		The door system shall include emergency override latch levers in upper and lower locations of each entrance door. Levers are visible with red coating and intended for emergency use in the event of a non-functioning handle.		
11-10-4060	<	Trimark 1875 Paddle Handle Power Locking, Std Compt Doors (6)	1	PLG
		Tied to OEM Power Door Lock Switch		

10/20/2021

Page 2

PART NO	S	DESCRIPTION	QTY	ID
11-20-1800		> Gas Spring Pneumatic Door Checks -Classic & Titan	1	PLG
11-20-2020		Compert. "A" Door to Check Past 90 Degrees	1	PLG
11-20-2030		Compert. "C" Door to Check Past 90 Degrees	1	PLG
11-20-2050		Compert. "E" Door to Check Past 90 Degrees	1	PLG
11-20-3000		Compert. "D" Door to Check Past 90 Degrees	1	PLG
11-20-5000		Cast Products Grabber Rear Doors Hold Open, Top Mount, Polished Aluminum	1	PLG
	<	COMPARTMENT LAYOUT	1	PLG
		Exterior compartment dimensions reflect wall to wall measurements.		
12-10-2035		"A" Left Front - 20w x 86h x 21d -(w/Oxygen window)	1	PLG
12-15-100B		"B" Left Side 1/2 High -43w x 42h x 20d	1	PLG
12-20-100A		"C" Left Rear, 1/2 High -31w x 39h x 20d	1	PLG
12-25-100A		"D" Right Front, In-Out Access -20w x 55h x 33d above floor -20d below floor	1	PLG
12-30-120A		"E" Right Rear -24w x 83h x 21d	1	PLG
		COMPARTMENT DOOR PANELS, MATS, DECKING	1	PLG
13-20-1000		Compartment Door Panels, Alum, Diamond Plate	1	PLG
13-30-1P20		Polycoated Compt & Entrance Door Sills,Compt Floors,Area Behind Rub Rails,Gray	1	PLG
13-30-2000		Vent Compartments to Exterior of Vehicle	1	PLG
13-40-1000		Dri-Dek, Floors of Compartment, Black	1	PLG
13-40-2500		Rubber Mat, Shelves, Exterior Compartment	1	PLG
13-40-2800		Turtle Tile Non-skid Stepwell Mat (removable)	1	PLG
		COMPARTMENT CONFIGURATIONS AND EQUIPMENT	1	PLG
13-41-0100		Oxygen Bracket located in Compartment A	1	PLG
13-42-0300		(2) Adjustable Shelves, for compartment "B"	1	PLG
13-43-0800		> Custom Configuration - Compartment "C"	1	PLG
13-47-0450	<	Full Height Divider w/(2) Adjustable Shelves, Compartment "E"	1	PLG
		Long Equipment Storage Compartment "E"		
		Divider to be 12" off front wall w/10" shelves.		
		BACKBOARD BULBOUS MOUNTS, FERNO/SCOOP HANGERS	1	PLG
13-70-0200		Bulbous mounts for (2) backboards Compt. "E"	1	PLG
13-70-0700		Hanger for Ferno EXL or #65 Scoop Compartment "E"	1	PLG
13-70-18E0	S < >	Adjustable Shelves, Compt "C"	1	PLG
		Quantity: (1)		
		Located to the rear of the divider.		
13-70-18F0	< >	Full Height Divider, compt "C"	1	PLG
		Quantity: _____		
		(Also enter quantity in the Quantity Column)		
		REAR STEP BUMPER	1	PLG
14-10-2700		Lift-up Rear Step, Recessed, -Lic. plate left body	1	PLG
14-20-1000		Rear Dock Bumpers, Bolted to Bumper Ends	1	PLG
		ALUMINUM DIAMOND PLATE ACCESSORIES	1	PLG
15-10-1000		Front Corner Stone Guards, Polished Diamond Plate	1	PLG
15-15-1000		Front Body Stone Guard, Polished Diamond Plate	1	PLG
15-20-1050	>	Rub-Rails, C-Channel, Offset, Bright-Finish	1	PLG
15-30-2000		Running Boards, Flare type, Non-Slip Diamond Plate (F450/F550 2-Door)	1	PLG
15-52-0100		Rear Diamond Plate Panel & Corner Guards	1	PLG
		EXTERIOR TRIM	1	PLG
16-10-1000		Fenderettes, Rolled, Polished Stainless Steel	1	PLG
16-30-V027	X	License Plate Holder, Chrome w/LED Light, left side body, surface mount	1	

10/20/2021

Page 3

PART NO	S	DESCRIPTION	QTY	ID
16-35-1010		Fuel Fill Housing, Cast products, Polished (F-Series)	1	PLG
16-36-1010		DEF Fill Housing, Cast products, Polished (F-Series)	1	PLG
16-55-1000		> Tow Hooks, Rear Behind Step Riser, Painted	1	PLG
EXTERIOR, MISCELLANEOUS			1	PLG
17-50-1000		Undercoat Body - AudioGuard	1	PLG
BODY WINDOWS			1	PLG
18-10-1000	<	Window, Side Door (18"W x 22"H), Sliding, 31% Tint <i>Transportation Products Inc. Window.</i>	1	PLG
18-20-2000	<	Windows, Rear Doors, (15"W x 22"H), Fixed 31% tint <i>Transportation Products Inc. Windows.</i>	1	PLG
INTERIOR CONSTRUCTION			1	PLG
20-00-1000		Interior Construction Type - Standard Cabinets	1	PLG
INSULATION			1	PLG
20-10-1200		Super Insulation Package, additional Radiant Barrier to Interior Body	1	PLG
20-10-2000		Sound Deadened Insulation, Entrance Doors	1	PLG
20-10-3000		Sound Deadened, Compartment Doors	1	PLG
20-10-5000		Sub-Floor, Expanded PVC Polymer	1	PLG
FRONT BULKHEAD			1	PLG
21-10-2120	<	Type I, Classic, Walk-Thru w/ Door - Sliding Window <i>Laminated wood door with sliding 12"w x 12"h window. With standard, wood cabinet construction, the door will open into a recessed pocket.</i>	1	PLG
21-30-1000		Climate Control Unit Over Cab to Body Passage	1	PLG
21-40-1500	<	Electrical Power Distribution Cabinet, Access Panels, Black Polycoat <i>Black polycoat cover with an access panel with flush locking trigger latches</i>	1	PLG
RIGHT FRONT CABINET			1	PLG
21-45-1500		Right front, upper, w/solid locking doors, laminate finish, 1 shelf	1	PLG
21-49-S000	S <	RF Upper Cabinet- Dimensions <i>Right front upper cabinet to be split into two (2) cabinets. The uppermost cabinet is to remain solid locking doors, per 21-45-1500 and is to be approximately 13" tall. The rest of the normal right front upper cabinet space shall be a cabinet with hinged lexan doors. Ref. previous unit, 20-4031.</i>	1	PLG
21-50-1000		Right front Lower, inside/outside storage	1	PLG
21-50-2000	<	Right front Lower, (2) adjustable shelves <i>Shelves to be lined with ribbed rubber mat.</i>	1	PLG
21-60-1000		Right front cabinet Lower, 1/2" acrylic doors	1	PLG
RIGHT SIDE BENCH LAYOUT			1	PLG
22-00-2700	>	"Medic in Mind" Rgt Side Squad Bench upgradeable Layout -(*See photo)	1	PLG
22-00-2800		Squad Bench, Rgt side, (See photo) -cabinets on either side	1	PLG
22-21-0100		Backrest, Indiv., 2-pc. Upper & Lower, used w/ 6-pt seat belt	1	PLG
22-24-0650	>	No Armrest -Recessed storage, below	1	PLG
22-25-4600	< >	Recessed "D" bottles, head of Squad Bench, at stepwell <i>See "D" bottle storage brackets selected in section # 80-43-XXXX</i>	1	PLG
22-26-1100		Right side forward cabinet -Medic In Mind, (below counter level storage)	1	PLG
22-26-1210	<	Rgt side Forward -ALS Two (2) Drawer Storage Unit, Facing seat -(See photo) <i>All drawers utilize Locking Southco Polished Stainless Steel latches.</i>	1	PLG

10/20/2021

Page 4

PART NO	S	DESCRIPTION	QTY	ID
22-26-4060		**Select Right Forward Counter Color/Style Here:	1	PLG
22-27-1210	<	(1) Pod Radio Cut-out, w- Havis Bezel (used w-45* Radio Pod) Use section 47-60-0000 for antenna & power requirements	1	PLG
22-27-S001	X <	Rgt side forward upper 45 degree interior cabinet, custom Cabinet to accommodate the rear main switch panel, a radio cut out, and three (3) glove storage requested below. Main switch panel to face the squad bench. Ref. previous unit, 20-4031.	1	
22-30-2000		Squad bench lid, Positive hold down device	1	PLG
22-35-3010		Drop in sharps/trash at head of squad bench	1	PLG
22-45-0500	< >	Overhead cabinet 9 1/4" OAH-Life Defender sliding doors For KKK Rev. F, compliance - Compliance based on 72" headroom with standard seating height only. Lift-up restocking not available. Glove box storage not available. Shelf not available.	1	PLG
22-45-V010	X <	3 Gang glove box - Shallow To be above forward MIM tower.	1	
22-46-1100		Right side rearward cabinet, -Medic in Mind- (below counter level storage)	1	PLG
22-46-1254	<	Rgt side Rearward -ALS Two (2) Drawer Storage Unit, Facing Seat -(see Photo) All drawers utilize Locking Southco Polished Stainless Steel latches.	1	PLG
22-46-4000	X	Laminated Counter, flat - no edge	1	
22-90-S000	S <	Overhead cabinet to be custom depth to it is flush with cabinet below Overall exterior cabinet is to be approximately 12".	1	PLG
22-90-S001	S <	MIM Tower Counter Tops- Laminated. Front counter top, 1" lip and rear counter, no lip.	1	PLG
LEFT SIDE MIDDLE (Base Cabinet)			1	PLG
23-10-1000		Left side attendant seat-(CPR Seat)	1	PLG
23-10-3060	>	Backrest, Individ., 2-pc. Upper & Lower, used w/ 6-pt seat belt	1	PLG
23-10-4500	>	Seat cushion, lift-up, w/ latch, interior storage-Single CPR	1	PLG
LIFE SUPPORT STATION			1	PLG
23-30-2000		Switch pod, above counter, vinyl covered	1	PLG
23-30-2010		Rear Main Switch Panel Located in Life Support Station Switch Pod	1	PLG
23-30-2020	<	Rear Main Switch Panel Located on Right Side The main switch panel is to be located at the squad bench head area, flat surface facing the attendant. See marked drawing for reference.	1	PLG
23-30-2250		**No Radio Cut-Outs to be provided in LSS**	1	PLG
23-31-1500		Cabinet head of switch pod, hinged door, 1 shelf	1	PLG
23-32-1010	< >	(Reduced Hgt) Upper cabinet, 45 deg, Life Defender lift-up restock, 1 shelf The Interior Height of this cabinet will approximately be 14-1/2" High Pass thru opening approx. 11-1/2".	1	PLG
23-34-1000		Laminated Counter with 1" retaining edge	1	PLG
23-39-S002	X <	Shorten length of LSS switch panel Shorten LSS to be approximately 20" long to allow the customer supplied defib. monitor to be mounted on the countertop without interfering with the O2 connection and the suction canister.	1	
23-39-V041	X <	Auxiliary switch panel, in LSS switch pod (suction) Auxiliary location for dual switching of (6) momentary switch functions at Life Support station Includes: Rectangular lights Left Dome, Right Dome, Suction, Heat / AC Fan Speed and Oxygen Solenoid ,lock/unlock Switches to be mounted horizontally in Life Support Station.	1	

10/20/2021

Page 5

PART NO	S	DESCRIPTION	QTY	ID
LEFT REAR STORAGE CABINET			1	PLG
23-40-1055	<	Left rear full cabinet, upper, 45deg w/Life Defender lift-up restocking door Sliding cabinet doors w/lift-up restocking - 45 deg hinged door to be a White Acrylic overlapping door to act as a dry-erase, writing surface. Includes (1) adjustable shelf, installed in the restocking portion of the cabinet and (1) adjustable shelf, installed in the 45 degree portion Includes Austin Life Defender Lift Up Restocking Door.	1	PLG
23-40-2000	< >	Left rear full cabinet, middle, Life Defender sliding doors, 1 shelf Not available with Aft Meganite Counter Top #23-42-xxxx Delete the Aft Meganite Counter Top 12V & 115V outlets on the Left rear must be deleted Includes Austin Life Defender Sliding Doors.	1	PLG
23-42-1010	>	Delete Left Rear Counter (Only valid with certain options, see notes)	1	PLG
23-44-2500	>	Sharps disposal, tip out, below left rear counter (8 qt.)	1	PLG
INTERIOR CABINET DOORS			1	PLG
24-10-3M00		Cabinet doors, Polycarbonate/Acrylic, Tinted	1	PLG
24-15-1000	<	Handles, full length, sliding doors SAE J3058 Compliant	1	PLG
24-20-1000		Positive closure devices hinged doors	1	PLG
24-24-6000	S < >	Cypher lock, push button, for cabinet w/key override Qty: One (1) Loc: Right Front Upper Cabinet Note: (Not available for the Right Front Pull-out drawer)	1	PLG
24-25-1000		Unistrut, interior cabinet shelves, "Mini"	1	PLG
24-25-1500	S < >	Additional shelves, interior cabinets Qty: One (1) Loc: Left rear upper cabinet	1	PLG
ENTRANCE DOORS			1	PLG
24-30-2000		Ent. Door panels, 3 section	1	PLG
ABOVE DOOR HEAD BUMPERS			1	PLG
24-35-0100		Side Door Head Bumper	1	PLG
24-35-0500		Rear Door Head Bumper	1	PLG
GRAB RAILS			1	PLG
25-10-1000		Grab rail, 72", s/steel, over squad bench	1	PLG
25-10-1500		Grab rail, 72", s/steel, over cot	1	PLG
25-10-3570	<	Grab rail, "L" Shaped, Facing Stepwell - (For Medic-In-Mind Cabinet) Grab rail mounted on the "step area" side of the forward custom squad bench cabinet.	1	PLG
25-10-3600		Grab rail, 18", at rear entrance doors, (2)	1	PLG
25-11-1A00		Grab rail, 45 deg, side entrance door, (1)	1	PLG
25-12-2000		Grab handle, spring loaded, rear ent door (2)	1	PLG
SEAT BELTS			1	PLG
25-50-2000		Seat belt, attendant seat, Qty (1)	1	PLG
25-51-2010	<	(1) Six point Seat Belt Harness - Curbside Seating Qty: (1) Loc: Curbside Seating	1	PLG
25-51-2030	<	(1) Six point Seat Belt Harness - Street Side Seat Qty: (1) Loc: Streetside Seating	1	PLG

10/20/2021

Page 6

PART NO	S	DESCRIPTION	QTY	ID
COT MOUNT and COT MODEL			1	PLG
26-35-1100	<	Power Load Fastening System w/Floor Plate, w/ Mini Rail (SAE Compliant) Stryker Power Load All components provided by PL Custom. PL Custom will supply and install a Stryker Power Load Cot Fastening System w/inductive charging, Floor Plate, Mass Casualty Mini Rail, and Mini Rail Plate. Includes cutout in the floor for the installation of a Mini Rail Plate. Requires 15 amp Battery Charging circuit The Power Load charging circuit will be wired 12V hot unless otherwise specified.	1	PLG
I.V. HOLDER			1	PLG
26-50-1M10		Rubber I.V. holder, dual, recessed, over cot	1	PLG
26-50-2100		Rubber I.V. holder, dual, recessed, over squad bench	1	PLG
INTERIOR COLORS			1	PLG
27-10-1000		Ceiling, white Thermoplastic	1	PLG
27-10-1510		Upper Laminate - High Gloss Fashion Grey D381-01	1	PLG
27-10-4210		Lower Laminate - High Gloss Fashion Grey D381-01	1	PLG
INTERIOR UPHOLSTERY			1	PLG
27-20-5000		Upholstery, Flat-Seamless	1	PLG
27-20-6050		Upholstery Color: Canyon Red	1	PLG
ATTENDANT SEAT			1	PLG
27-36-3130		Canyon Red, Attn Seat, EVS 18703,w/Child Seat,3 Pt. Harness,ABS Back,Swivel,Sewn	1	PLG
27-37-0130		** Confirm Seat color** -CANYON RED is the vehicle upholstery color	1	PLG
FLOORING			1	PLG
27-53-2000		Lonplate II, diamond plate, Gun Metal (#424)	1	PLG
27-55-2000		Flooring rolled up side walls 3"	1	PLG
CAB CONSOLE			1	PLG
27-72-1010	<	Type I, Floor Mnt, switches, siren/radio - (2017+ F-Series) NOTE: (2) Cup holders are NOT included in the console. The cupholders are part of the map-box (See PDF)	1	PLG
27-75-0140	S < >	Cut (1) Hole for Customer/Dealer suppld Radio, in Radio/Siren Console Specify Radio Model: Motorola CDM 1250	1	PLG
27-90-S000	S <	Map Box Storage to Include the Following - Two (2) Cup holders - Four (4) glove storage, vertical slots. - Reference Dinwiddie remount C603. Rear map box to house vertical glove storage slots for four (4) glove boxes. Cup holders located behind gloves. Map box slot to be included. Removable lexan divider in map slot. Map box to be as large as possible.	1	PLG
MISCELLANEOUS INTERIOR			1	PLG
28-50-1000		Fasten Seat Belt/No Smoking Sign	1	PLG
OXYGEN AND SUCTION			1	PLG

10/20/2021

Page 7

PART NO	S	DESCRIPTION	QTY	ID
30-10-1000		Oxygen Outlet, Amico, dual, Life Support Station Switch Pod	1	PLG
30-10-2000		Oxy Outlet, Amico, single, right side- In Overhead Cabinet	1	PLG
30-10-4500	>	Oxygen Outlet, Amico, single, ceiling raceway, front (additional)	1	PLG
30-20-1000		Oxygen Solenoid, Amico, w/ manual override & switch	1	PLG
30-30-1000		Suction pump, electric, Sscor, Switch in Rear Main Switch Panel	1	PLG
30-30-2400		Collection Bottle, SSCOR Disp.w/ canister clip, White Regulator (KKK Compliant)	1	PLG
30-50-3005	< >	O2 Carrier, ZICO, Quick-Release Oxygen Tank Lift System	1	PLG
		With ZICO hand-held switch mounted in compartment. ZICO tank lift comes with hydraulic ram that can be "back driven." This prevents the ram from being damaged if it is extended, and the air ride is lowered		
30-50-3850	S <	***Attention: Please Specify Tank Letter Size used within this shop note Oxygen Tank Size is: M (example; M tank steel, M tank aluminum, H tank steel) This will allow the factory to preset the mounts for your customer.	1	PLG
30-60-4000		Regulator, Oxygen, Large Tank, (PLC-9662)	1	PLG
30-80-1100	<	Wrench, Oxy Cylinder -(for EZE Loader) Oxygen wrench to be attached to compartment door	1	PLG
		ELECTRICAL	1	PLG
40-00-0500	<	Electrical System Warranty The Electrical System shall be warranted for the life of the unit, as long as the original purchaser shall own it.	1	PLG
40-00-1200		Electrical 12 VDC, Classic-Series	1	PLG
40-00-1900		Electrical 12 VDC Specifications	1	PLG
		CAB ELECTRICAL	1	PLG
41-10-0100		Alternator, Dual with 355 amp combined output, OEM Ford F-Series	1	PLG
41-20-0800		Batteries, Dual Ford OEM, 1500CCA -(under hood)	1	PLG
41-30-3750		Module Activation, Ignition Switch	1	PLG
41-50-1000		Cab Under hood & Fender Electrical Connectors - Deutsch Type	1	PLG
		SWITCH PANEL	1	PLG
42-10-1000		Voltmeter, Analog, 8 to 18 volt, lighted	1	PLG
42-10-2400		Low Voltage Alarm & Indicator	1	PLG
42-15-2500	>	Rocker Switches, Carling Contura V	1	PLG
42-20-0500		Battery On indicator light	1	PLG
42-20-1000		Warning Indicator, Door open, Red	1	PLG
42-20-2000		Warning Indicator, Compt open, Amber	1	PLG
42-20-3000		Warning Indicator, Audible alarm, Door/Compt	1	PLG
42-20-4200		Warning Ind/Audible, Parking Brake, Dual-Mode Alarm	1	PLG
42-21-0900		** Gooseneck Light Not Included with Vehicle **	1	PLG
42-25-6000		Throttle, Electronic Ford OEM - F-Series	1	PLG
42-30-1000		Back-up alarm, w/resetting cancel switch	1	PLG
42-35-0500		Delete Spotlight	1	PLG
42-45-2200	< >	Load Manager/Sequencer, PL Custom/Kussmaul (full time) RESPONSE AND SCENE AMPS CANNOT EXCEED 230 AMP FULL TIME Load Management of Emergency Lights	1	PLG
42-60-2400		Air Horn, (2) Buell 1062, bumper valance mount , 1/4 hp compressor	1	PLG
42-60-5000	<	Air Horn activation, Carling Momentary in Front Switch Panel Switch will have white rocker for easy identification. Requires PL provided air horn system or 42-60-2800 PL Activation of chassis supplied air horns.	1	PLG
42-65-1300		Pwr Lock Switch, Entrance, OEM Door switch- (if applicable)	1	PLG
42-65-1310		Door Lock Interface Module for F-Series	1	PLG

10/20/2021

Page 8

PART NO	S	DESCRIPTION	QTY	ID
42-65-1500	< >	Remote Keyless Entry w/Chassis Power Door Lock Control OEM door switches control cab & body doors.	1	PLG
42-65-2200	< >	Pwr Door Lock Concealed Override Switch, Grille-(KKK) Located in front grille area. This switch location is KKK compliant	1	PLG
EMERGENCY WARNING EQUIPMENT			1	PLG
HEADLIGHT FLASHER			1	PLG
43-10-1930		***Headlight Flash pattern -set to Powerpulse" -(fast wig-wag) 180 FPM	1	PLG
SIREN			1	PLG
43-20-5000		Siren-Horn Switch	1	PLG
43-2U-4700	<	Siren, Whelen 295HFSC9 Self Contained Dual Tone 200 watt w/removable microphone.	1	PLG
SIREN SPEAKERS			1	PLG
43-31-4300		Thru Bumper Speakers, CPI SAD/P 3800 Series, (2) F-Series, 2020-on	1	PLG
FRONT LIGHT BAR			1	PLG
43-40-0500		-No front Lightbar required-	1	PLG
REAR LIGHT BAR			1	PLG
43-50-1000		-No rear Lightbar required-	1	PLG
43-50-8000	< >	Whelen Traffic Advisor, Low Profile TAL85 (8) LED (46") Rear Body Lights to be 700 Series w/No Rear Light Bar	1	PLG
CAB MOUNTED LIGHTS			1	PLG
43-68-A200	>	Whelen Independent CAB Flashing Lights, CLEAR Lens package	1	PLG
43-71-1300		(2) Upper Whelen ION LED Grille Light-(2)Red, CLEAR LENS, Chrome Flange	1	PLG
43-71-1623	<	*** Flange included with WION Light *** No Grille Flange Provided	1	PLG
43-71-4000		(2) Whelen 7x3 Super-LED, Red -Fender	1	PLG
43-71-7501	<	*** Flange included with WION Light *** No Fender Flange Provided	1	PLG
43-72-0000		* Please Verify Correct Grille/Fender Light Housing For Appropriate Light Size * BODY LIGHTING -<(Full Catalog PDF here)>	1	PLG
43-A2-0050		* FRONT BODY LIGHTING -w/NO LIGHTBAR (PDF>)	1	PLG
43-A2-0200	<	** (7) Front Upper Lights The (4) lights, outboard of the Center light position, shall operate from (1) console switch.	1	PLG
43-A4-2300		*** Whelen Independent Front & Side Body Flashing Lights, CLEAR Lens package	1	PLG
43-A5-0030	< >	Independent - Flash - No Vehicle Flasher All lighthoods are flashed randomly using internal flashing program, without light to light synchronization.	1	PLG
43-A5-0060	<	Program Flashing Lights to "Action Scan" Whelen flash pattern Lighthouse will scroll through all available patterns and repeat	1	PLG
FRONT BODY WARNING LIGHTS			1	PLG

10/20/2021

Page 9

PART NO	S	DESCRIPTION	QTY	ID
43-B0-0100		9x7, 900 Sup-LED, Red, Front - (Loc: F1)	1	PLG
43-B0-0900		9x7, 900 Sup-LED, Red, Front - (Loc: F2)	1	PLG
43-B0-1250		9x7, 900 Sup-LED, Red, Front - (Loc: F3)	1	PLG
43-B0-1500		9x7, 900 Sup-LED, White Front -(Loc: F4)	1	PLG
43-B0-2600		9x7, 900 Sup-LED, Red, Front - (Loc: F5)	1	PLG
43-B0-2850		9x7, 900 Sup-LED, Red, Front - (Loc: F6)	1	PLG
43-B0-3200		9x7, 900 Sup-LED, Red, Front - (Loc: F7)	1	PLG
Whelen Primary Side Light package (PDF>)			1	PLG
43-F0-0100		9x7, 900 Sup-LED, Red, Left Side - (Loc: LS1)	1	PLG
43-F0-1100		9x7, 900 Sup-LED, Red, Left Side - (Loc: LS4)	1	PLG
43-F4-0100		9x7, 900 Sup-LED, Red, Right Side - (Loc: RS1)	1	PLG
43-F4-1100		9x7, 900 Sup-LED, Red, Right Side - (Loc: RS4)	1	PLG
REAR BODY WARNING (Flashing) LIGHTS			1	PLG
43-H1-0100		**Whelen Independent, Rear Body Flashing Lights - CLEAR Lens	1	PLG
REAR LIGHT LAYOUT -(w/Traffic Advisor)-No Lightbar (PDF>)			1	PLG
43-L4-0120		(3) Rear Upper Lights & Traffic Advisor & (2) Window Level Lights	1	PLG
43-S0-0100		9x7, 900 Sup-LED, Red, Rear - (Loc: R1)	1	PLG
43-S0-1150		7x3 Sup-LED, Amber, Rear - (Loc: R4B)	1	PLG
43-S0-1850		9x7 Sup-LED, Red, Rear - (Loc: R7)	1	PLG
Rear Lights at Window Level			1	PLG
43-S0-2350		9x7 Sup-LED, Red, Rear - (Loc: R10B)	1	PLG
43-S0-3100		9x7 Sup-LED, Red, Rear - (Loc: R11B)	1	PLG
SECONDARY (miscellaneous) BODY MOUNTED WARNING LIGHTS			1	PLG
43-T5-1300	<	Whelen 700 Series Red Super-LED, w/Flange, (2) Over Rear Wheel, CLEAR LENS Color: Red (clear lens)	1	PLG
REAR NON-EMERGENCY LIGHTS			1	PLG
44-10-1000	< >	Stop/Tail and Turn Signal -Light heads with color lenses Exterior vehicle Rear Stop/Tail & Turn light heads will have Color Lenses.	1	PLG
44-10-2500		Stop/Tail, (2) Whelen 600 Series LED-(color Lens) w/Flange	1	PLG
44-15-1M25		Back-up, (2) Whelen 600 LED, w/Flange, Min. Intensity	1	PLG
44-25-1800		Directional, (2) Whelen 600 LED -(color Lens) Amber Arrow	1	PLG
AUXILIARY NON-EMERGENCY LIGHTS			1	PLG
44-30-1000	>	HD Mini Oval Marker/Clearance Lts, LED Front, Rear, (2) Sides	1	PLG
44-30-3000	>	Lower Side Marker, Flash w/Directionals, (2) ea side	1	PLG
44-30-5500		Running Board Illum Lights, (2) , Heavy Duty LED 4" Recessed	1	PLG
FLOOD LIGHTS			1	PLG
44-50-1040		(2) Whelen 9x7, 24-LED Opti -Scene Flood, Left side-(Loc:LS2, LS3)	1	PLG
44-50-1140		(2) Whelen 9x7, 24-LED Opti -Scene Flood, Right side-(Loc:RS2, RS3)	1	PLG
REAR FLOOD LIGHTS			1	PLG
44-52-0200		(2) Whelen 7x3, LED- Scene Lights, Rear -(Loc: R12B,R13B)	1	PLG
44-60-1000		Right Side Scene Lights on with Side Door & Switch in Console	1	PLG
44-60-2000		Left Side Scene Lights w/On-Off Switch Console	1	PLG
44-60-3000		Rear Scene Lights on w/Rear Door Open/Reverse	1	PLG
44-60-4000	<	Rear Scene Lights, On-Off Switch in Console Rear floods switch shall also activate reverse lights.	1	PLG

10/20/2021

Page 10

PART NO	S	DESCRIPTION	QTY	ID
44-60-5000		Right Side Scene Light Cancel Switch	1	PLG
44-60-6000		Rear Door Scene Light Cancel Switch	1	PLG
44-60-7000		Left/Right & Rear Flood Lights, On In Reverse	1	PLG
44-70-V026	X <	*Whelen Pioneer Two-Panel light, PSL2R to be in-line with center Pioneer light. Location: Pioneer scene light to be mounted front body, directly under warning light (F4).	1	
CLIMATE CONTROL			1	PLG
45-10-1000		Ventilation, Flow-Thru, (2) Speed, Cast Products Rear Cowl	1	PLG
45-30-1Q00	<	Ducted Heater/Air Cond, Digital Thermostat -F-Series System ties into Ford OEM A/C Compressor.	1	PLG
Includes Intermotive Module B-CVC502-A which allows the rear A/C to operate independent of cab A/C.				
For best performance it is recommended to run front A/C when rear A/C is active.				
45-35-1100		Auxiliary Coolant Pump Climate Control System	1	PLG
CEILING CONFIGURATION			1	PLG
45-99-0100		Ceiling Configuration for 6 Dome Lights, 4 Rectangular Lights & 2 Speakers	1	PLG
INTERIOR LIGHTS			1	PLG
46-10-1L00		(6) Dome Lights, Whelen Multi -LED, Hi-Lo, Qty (#80C0EHCR)	1	PLG
46-10-2000		Dome Lights Switched to LOW Mode w/Door Open	1	PLG
EXTERIOR COMPARTMENT LIGHTS			1	PLG
46-20-1075	<	Lghts, Ext. Compartments, TecNiq LED E44 Strip Lights (Vertical Linear Lights)	1	PLG
46-20-1350		Oxygen Compartment Light Switch, Located in Rear Main Switch Panel	1	PLG
AUXILIARY INTERIOR LIGHTING			1	PLG
46-20-2000		Heavy Duty LED panel Light, (Life Support Station Area)	1	PLG
46-20-2550		Panel Light (Life Support Station) Switch, Located in Rear Main Switch Panel	1	PLG
46-30-1100		Stepwell Light, LED, Located at Side Entrance Door	1	PLG
46-40-1P00		TecNiq E30, 42 LED Rectangular Ceiling Lights Qty (4)	1	PLG
46-40-3M00	<	"Check-Out" Timer, Side Door 60 minute windup timer at side door, active with shoreline only	1	PLG
46-40-4000		Rectangular Lights on Timer Circuit	1	PLG
46-50-1000		Dome Light Switch, (1) Left, (1) Right	1	PLG
MEDICAL OUTLETS			1	PLG
47-20-2000		12 volt Medical Outlet, Power Point, Loc: Right Front In/out	1	PLG
47-20-2600		Delete 12 volt Medical Outlet, Power Point, Loc: Left Rear	1	PLG
47-45-1000		Delete Standard 12 volt Medical Outlet in LSS Wall	1	PLG
ANTENNA/COMMUNICATION RADIO			1	PLG
47-60-0300	<	(3) Antenna Leads, Body Roof - (See PDF) Unless otherwise specified, lead will route to: (1) Front console (1) LSS (1) Behind Driver's Seat	1	PLG
47-60-6200	< >	Radio Power Lead, Rear Main Switch Panel Includes: (1) Red 10 gauge marked radio 12 volt Hot, 30 amp, (1) Black 10 gauge marked radio ground, (1) Orange 12 gauge marked 12 volt switched, 20 amp.	1	PLG

10/20/2021

Page 11

PART NO	S	DESCRIPTION	QTY	ID
47-60-6500		< > Radio Power Lead 30 Amp, 10 ga. Cab Console Includes: (1) 12 volt Hot wire with 30 amp circuit protection, (1) 12 volt switched wire with 20 amp circuit protection.	1	PLG
47-60-7000		< > Radio Power Lead w/40 Amp Fuse, 8 ga. Behind driver seat Includes: (1) 12 volt Hot wire w/fuse holder & 40 amp fuse, (1) 12 volt switched wire w/fuse holder and 40 amp fuse.	1	PLG
MISCELLANEOUS 12 VOLT ELECTRICAL			1	PLG
48-15-1610	<	Back-Up 2-Camera System ASA Voyager w/7" Rear View Mirror Replacement Monitor ASA Voyager System Interior camera to be located on the front head bumper.	1	PLG
48-20-2000		> Speakers, Stereo Volume Control Rear Sw Panel	1	PLG
48-40-1520	S <	> Stream Lite, SL-40 (45) LED, Spot, Orange, CUSTOM LOCATION -(specify) Qty: One (1) Location: B Compartment, upper shelf. Note: Installation in any Oxygen compartment is NOT permitted	1	PLG
48-50-3070		Intellitec, Clock, mounted on 45 degree Cabinet (Life Support Station)	1	PLG
48-60-3700		Liquid Spring Control Left Rear Door Open w/ Override switch	1	PLG
48-90-S000	S <	Liquid Spring Control Panel Location Control panel in cab to be mounted to the inside edge (drivers side) of the switch panel. Control panel to be mounted with two velcro strips.	1	PLG
ELECTRICAL 115 VOLT AC			1	PLG
51-20-5000		Shoreline, Super Auto-Eject 20 amp, Left Side, Above Compt. "B", WHITE	1	PLG
51-30-1500	<	Shoreline/ Battery Charging Dual Indicator Lights Shoreline - Amber Indicator Battery Charger - Green Indicator	1	PLG
51-32-2000		Power Distr Box, 115v, w/20 amp Circuit Bkr	1	PLG
52-10-2500		Delete Hospital Grade Lighted Outlet, Location: Left Rear	1	PLG
52-10-3000		Hospital Grade Lighted Outlet, Location: Right Front In/out	1	PLG
52-10-5000	S <	Hospital Grade Lighted Outlet, Interior Wall or Cabinet Location: Qty: One (1) Loc:Right front cabinet lower	1	PLG
52-10-V018	X <	Hospital Grade 115V Outlet with (2) USB Ports Qty: Three (3) Location: (1) Above rear MIM tower (2) LSS Counter	3	
BATTERY CHARGER / INVERTER CHARGER			1	PLG
> INVERTER			1	PLG
55-10-1200	< >	Inverter, Vanner 1050CUL-DC 1050 Watt, w/ 55 amp Battery Chr Deletes Standard Battery Charger	1	PLG
PAINT LUSTRE			1	PLG
60-00-0005		Ten Year Paint Warranty (Paint Lustre)	1	PLG
60-00-0007		Paint Adhesion Testing	1	PLG
BODY AND CAB PRIMARY PAINT			1	PLG

10/20/2021

Page 12

PART NO	S	DESCRIPTION	QTY	ID
60-10-0210		*Body and Cab Same Single Color	1	PLG
60-10-121A		**Modular Body Paint Color OEM White	1	PLG
60-10-1995	< >	Paint Rear Body Primary Color Only (for Chevron Application) Note: With "Chevron" striping selected, the rear of the vehicle will be painted, the solid single, primary color. -(for Chevron application)-	1	PLG
60-15-1490	< >	No Cab Repaint Required(Cab remains OEM White) NOT ALL PAINT COLORS AVAILABLE , CHECK WITH PL FACTORY ON AVAILABILITY. When NO cab repaint is specified, chassis paint code must be verified to be sure of a match to body paint	1	PLG
ADDITIONAL VEHICLE PAINT, SECONDARY			1	PLG
61-05-0008		No Additional Paint Required	1	PLG
61-80-2210		Polycoated Compt & Entr Door Sills, Compt Floors, Area Behind Rub Rails (*Note*)	1	PLG
> LETTERING			1	PLG
65-10-1000	X <	Reflective Lettering Reference lettering sheet G00811-818	1	
REFLECTIVE VINYL BELTLINE STRIPING			1	PLG
65-39-0500		10" Vinyl Beltline Stripe	1	PLG
65-40-1010		Vinyl Main Stripe Color, Red -(reflective)	1	PLG
65-40-2020		Vinyl Beltline Stripe to have Z on Body	1	PLG
65-40-3010		Vinyl Beltline Stripe Location @Cab Window Level	1	PLG
REFLECTIVE VINYL STRIPING MISC.			1	PLG
65-50-0025	X < >	Reflective Tape Stripe 1/4" Location: Top and bottom of red beltline stripes Color: Black	2	
65-50-1025	X < >	Reflective Tape Stripe 1 1/2" Location: Above beltline Color: Blue Above beltline with 1.5" gap	1	
65-50-4020	< >	Reflective White Tape Stripe, 3/4" Outline, on interior of Entrance Doors Reflective White 3/4" Outline This provides the 60 sq.inch required for both general safety and KKK.	1	PLG
REFLECTIVE CHEVRONS			1	PLG
65-65-0420	< >	Reflexite 6" Chevron Rear Body +Upper CTR panel + doors Red /Fluor-Lime The two colors are V-98 for red and fluor green. Note: **does not include any curved surfaces, such as the coves, or door trim	1	PLG
65-88-1000	X < >	Star of Life Decal 4" Qty: (2) Loc: Hood	2	
65-88-2000	X < >	Star of Life Decal 12" Qty: (2) Loc: Rear of Body, Above the rear window level lights.	2	
65-88-3000	X < >	Star of Life Decal 18" Qty:(2) Loc: Sides of Body	2	

10/20/2021

Page 13

PART NO	S	DESCRIPTION	QTY	ID
65-90-6000	<	Layout drawings - Color, Qty (2) This option is for (2) color layout revisions. Additional revisions will result in additional costs	1	PLG
65-90-S001	X < >	Rear vision with customer patch allowance included pending photo	1	
TECHNICAL RADIO INSTALLATION			1	PLG
70-10-0500		No Technical Radio Installation	1	PLG
CHASSIS EQUIPMENT			1	PLG
75-10-1S00		Stainless Steel Wheel Inserts F- 08+, with -19" wheel	1	PLG
75-30-1100	<	Liquid Spring Suspension System (F550) Liq Spring for F550 with 18,000 GVW - DS147FS3	1	PLG
75-45-3550	>	Reserve Air Tank 5 Gallon	1	PLG
75-55-1200	<	Mirrors, Ford OEM F-Series Trailer Tow w/Power-Heated Glass Include Integrated clearance lights and turn signals.	1	PLG
75-60-1000		Mud Flaps, Rear, Light Duty Chassis	1	PLG
75-95-2500		Ford Series Front End-Caster Camber Align	1	PLG
EQUIPMENT			1	PLG
80-43-4250	< >	Bottle Brackets, Zico-Quick-Release, Strapless (2) , (D Bottle) Model QR-D-2 Located in the recessed stepwell area Qty (2)	1	PLG
80-50-1000		Prep, Clean & Detail Vehicle for Delivery	1	PLG
CHASSIS			1	PLG
96-10-400B	< >	Customer/Dealer Supplied Chassis (Diesel F-Series) Specify Chassis: Model Year: 2021 Make:Ford Model :F550 4x4 Wheelbase/CA: 193" Color: Oxord White Wheels: Aluminum Other Special Details: _____ Provide copy of chassis specifications with order. Requires Engineering Review of Chassis Specifications.	1	PLG
96-10-400F	<	Clear Frame Rail Required - No components are to be mounted outboard of frame All components being added/modified by dealer or chassis modifier (if applicable) are to be mounted inboard of frame rails so as not to impeded body mounting. Any components that are mounted outboard of frame rails and require re-location by PL Custom in order to mount the body will be charged to dealer.	1	PLG
96-32-3100		Fuel "Full Tank" -(customer supplied Chassis) COOPERATIVE PRICING	1	PLG
97-10-1000	<	HGAC Cooperative Pricing Spreadsheet An HGAC STS spreadsheet to be provided with the spec	1	PLG

Dinwiddie County Fire and EMS

9/22/2021

GSV Stock Unit 22-4234

Drawings- Page 2

1. Add forward mounted scene light, below center warning light location. Whelen Pioneer PSL2R.
2. Add air horns, valence mounted under front grille area.
3. Add head light flasher, F-series.
4. Two grille warning lights in lieu of four.

Drawings- Page 3

1. Add oxygen lift, compartment A.
2. Add vertical divider with two shelves, compartment C.

Drawings- Page 4

1. Add one (1) additional adjustable shelf, compartment E.

Drawings- Page 5

1. Add rear traffic advisor.
2. Delete vertical stack for rear turn, tail, and back up lights.
3. Add rear tow hooks.
4. Add rear vision shields, with department patches.
5. Add surface mounted license plate, left side.

Drawings- Page 6

1. Provide and install Stryker Power-Load w/MCI cut out.

Drawings- Page 7

1. Add second camera, location to be HVAC head bumper, facing the rear of the unit.
2. Delete right front cabinet pull out drawer.
3. Add cypher lock, right front upper cabinet.
4. Add second cabinet, below right front upper, dimensions to match previous unit.
5. Add second 115 volt outlet, right front lower cabinet.
6. Add PL oxygen monitoring system.

Drawings- Page 8

1. Delete rear 45 degree grab rails (rear doors).
2. Delete rear turn/tail indicator, above rear doors.

3. Delete rear 45 degree upper cabinet.
4. Delete Whelen OS warning lights, rear entrance doors.

Drawings- Page 10

1. Shorten LSS panel, dimensions to match previous unit.
2. Add adjustable shelf, rear upper cabinet.
3. Replace full switch panel with six gang auxiliary bank.
4. Delete 12 volt outlet at LSS counter top, replace with 115/USB combination outlet.
5. Replace rear storage, aft of CPR seat, with tip out sharps container.
6. Add Liquid Spring override switch at rear doors.
7. Add lift up storage under CPR seat.

Drawings- Page 11

1. Drop in trash/sharps, head of squad bench. To replace slide out trash/sharps.
2. Delete Whelen OS warning lights, side entrance door.
3. Add radio cut out at head of squad bench, upper cabinet.
4. Main switch panel, mounted to the forward cabinet, facing the squad bench area.

Miscellaneous

1. Add Whelen 295HFSC9 dual tone siren.
2. Liquid Spring control panel to be located on the inside flange of the cab console, attached with Velcro.

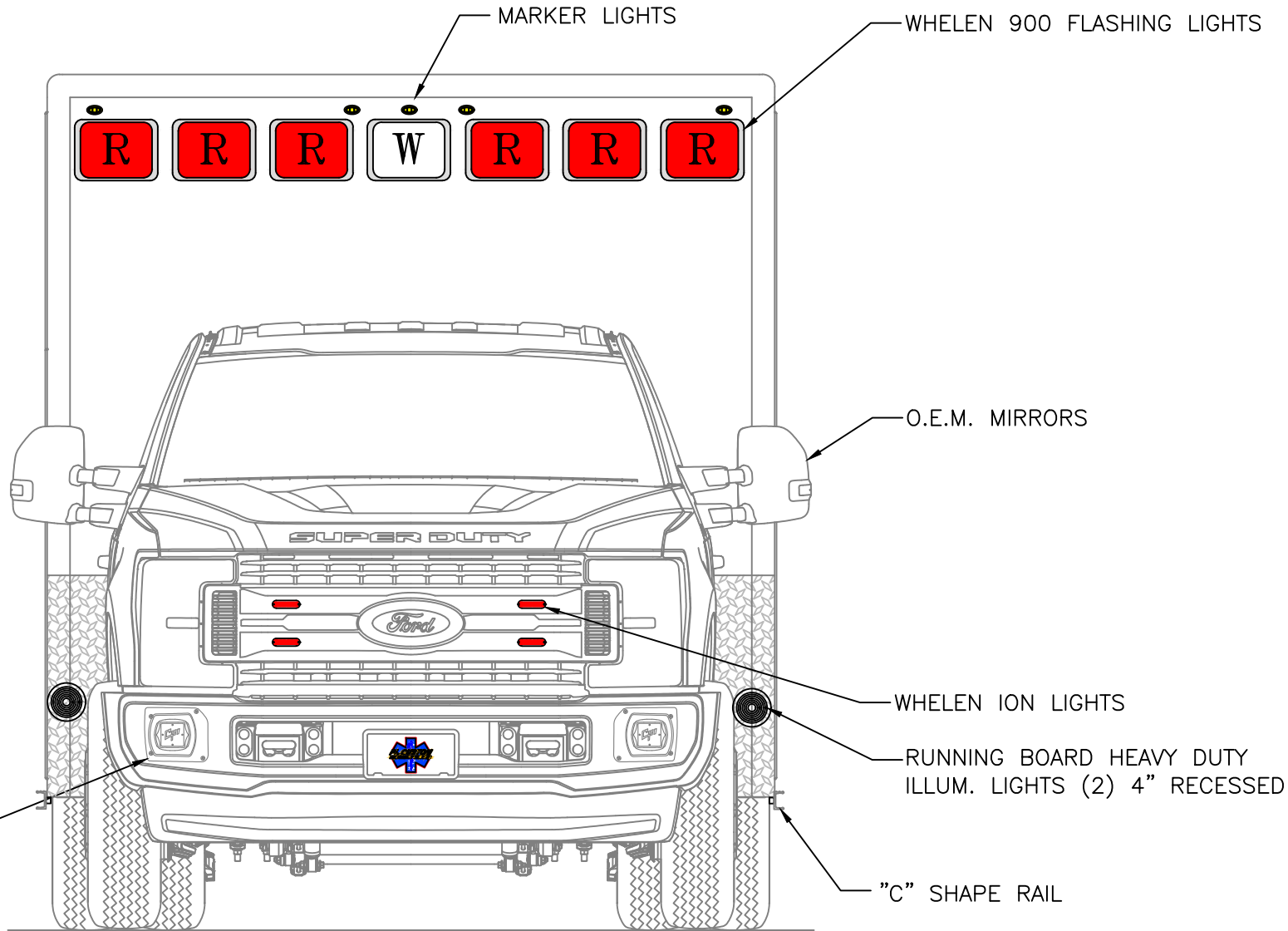
CUSTOM DESIGNED FOR
GOODMAN SPECIALIZED VEHICLES
170" BODY 72" HR
BY
P.L. CUSTOM
EMERGENCY VEHICLES

4234 A5436

PAGE 1



"NOTICE"
This drawing and data thereon shall not be duplicated, used or disclosed to others for procurement or manufacturing purposes, except as otherwise authorized by contract, without written permission of P.L. CUSTOM BODY & EQUIPMENT CO., INC. We reserve the right to make changes at any time, without notice, in materials, equipment & specifications. Written specifications take precedence over drawings which are for clarity only. All reproductions shall bear this notice.



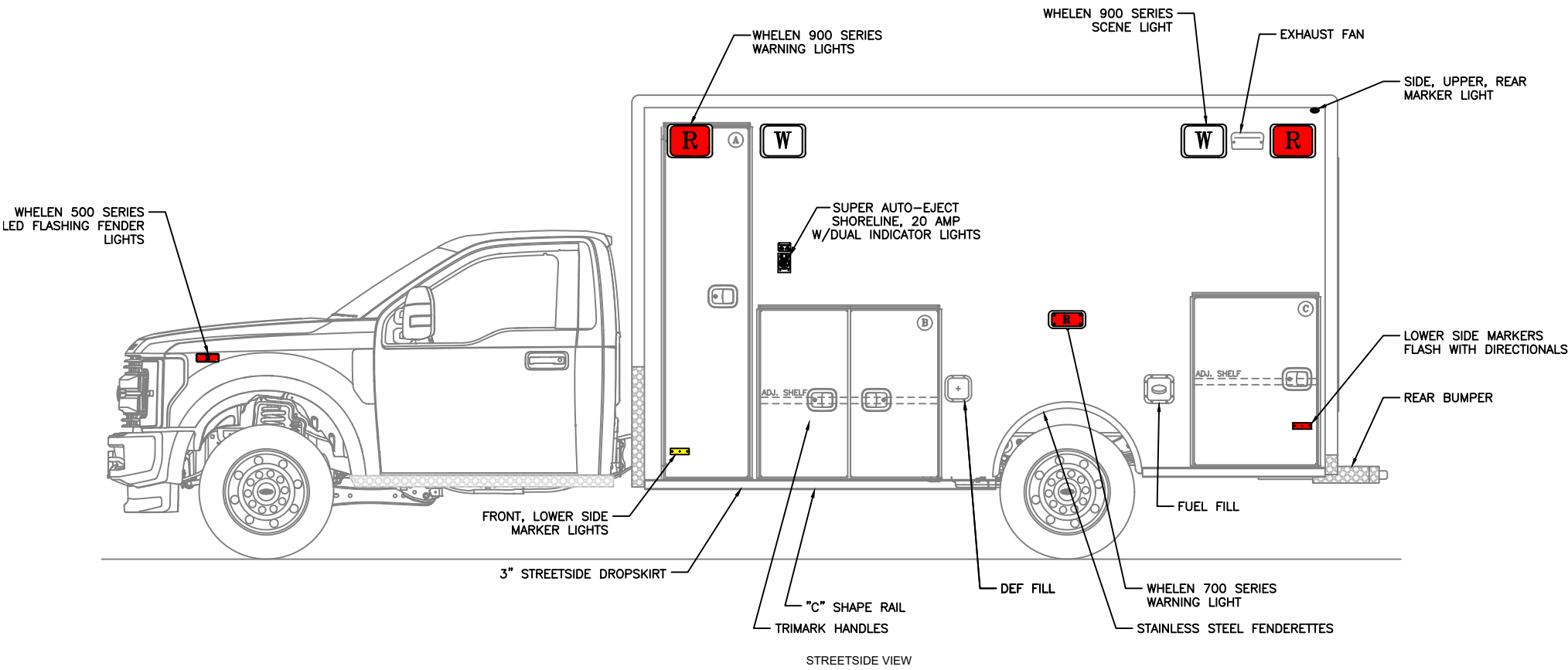
EXTERIOR DIMENSIONS

HEIGHT 112" (+/-2)
LENGTH 170 1/4"
WIDTH 99"

FRONT VIEW



"NOTICE"
 This drawing and data thereon shall not be duplicated, used or disclosed to others for procurement or manufacturing purposes, except as otherwise authorized by contract, without written permission of P.L. CUSTOM BODY & EQUIPMENT CO., INC. We reserve the right to make changes at any time, without notice, in materials, equipment & specifications. Written specifications take precedence over drawings which are for clarity only. All reproductions shall bear this notice.



STREETSIDE VIEW

OPENING DESCRIPTIONS				
ALL DIMENSIONS APPROXIMATE				
	WIDTH	HEIGHT	DEPTH	PURPOSE
(A)	20	86	21	OXYGEN STORAGE
(B)	43 3/8	42	20	EXTERIOR STORAGE
(C)	31	39	20	EXTERIOR STORAGE

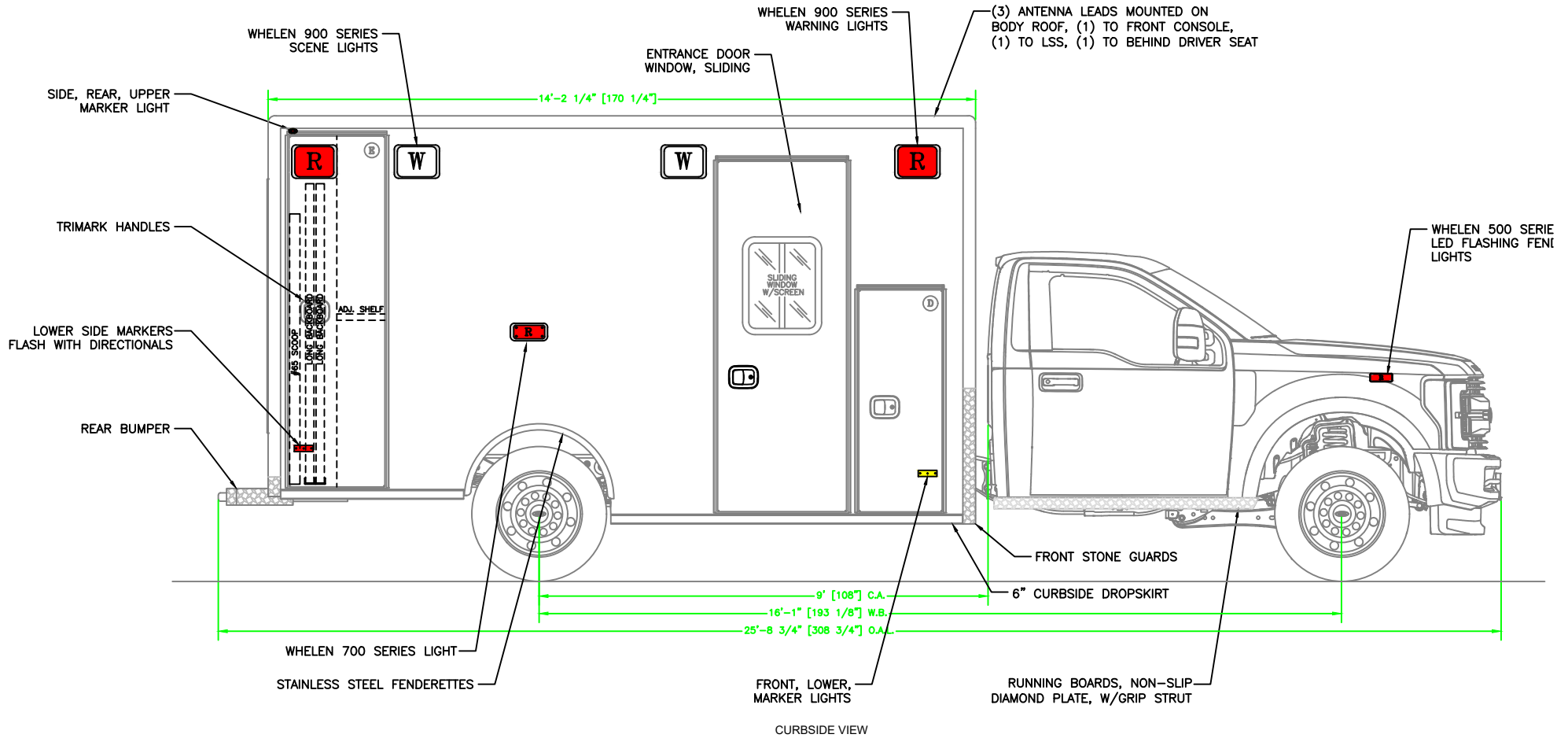
EXTERIOR DIMENSIONS
 HEIGHT 112" (+/-2)
 LENGTH 170 1/4"
 WIDTH 99"

- NOTES:**
- 1.) DRAWINGS ARE FOR REPRESENTATIONAL PURPOSES ONLY.
 - 2.) ALL DIMENSIONS SHOWN ARE APPROXIMATE.
 - 3.) EXTERIOR COMPARTMENT DIMENSIONS REFLECT WALL TO WALL MEASUREMENTS. PASS THROUGH OPENINGS WILL BE SMALLER.
 - 4.) INTERIOR CABINET DIMENSIONS REFLECT THE CABINET OPENING. PASS THROUGH OPENINGS WILL BE SMALLER.
 - 5.) DIMENSIONS FOR OVERALL HEIGHT AND OVERALL LENGTH ARE APPROXIMATE UNTIL THE CHASSIS IS BUILT AND RECEIVED AT OUR FACTORY.

OPENING DESCRIPTIONS				
ALL DIMENSIONS APPROXIMATE				
	WIDTH	HEIGHT	DEPTH	PURPOSE
	44 1/4	60		REAR ENTRANCE DOORS



"NOTICE"
 This drawing and data thereon shall not be duplicated, used or disclosed to others for procurement or manufacturing purposes, except as otherwise authorized by contract, without written permission of P.L. CUSTOM BODY & EQUIPMENT CO., INC. We reserve the right to make changes at any time, without notice, in materials, equipment & specifications. Written specifications take precedence over drawings which are for clarity only. All reproductions shall bear this notice.



OPENING DESCRIPTIONS				
ALL DIMENSIONS APPROXIMATE				
	WIDTH	HEIGHT	DEPTH	PURPOSE
(D)	20	49	33" ABOVE FLOOR 20" BELOW FLOOR	INTERIOR/EXTERIOR ACCESS STORAGE
(E)	24 1/2	83	21	BACKBOARD STORAGE
	29	80	SIDE ENTRANCE DOOR	

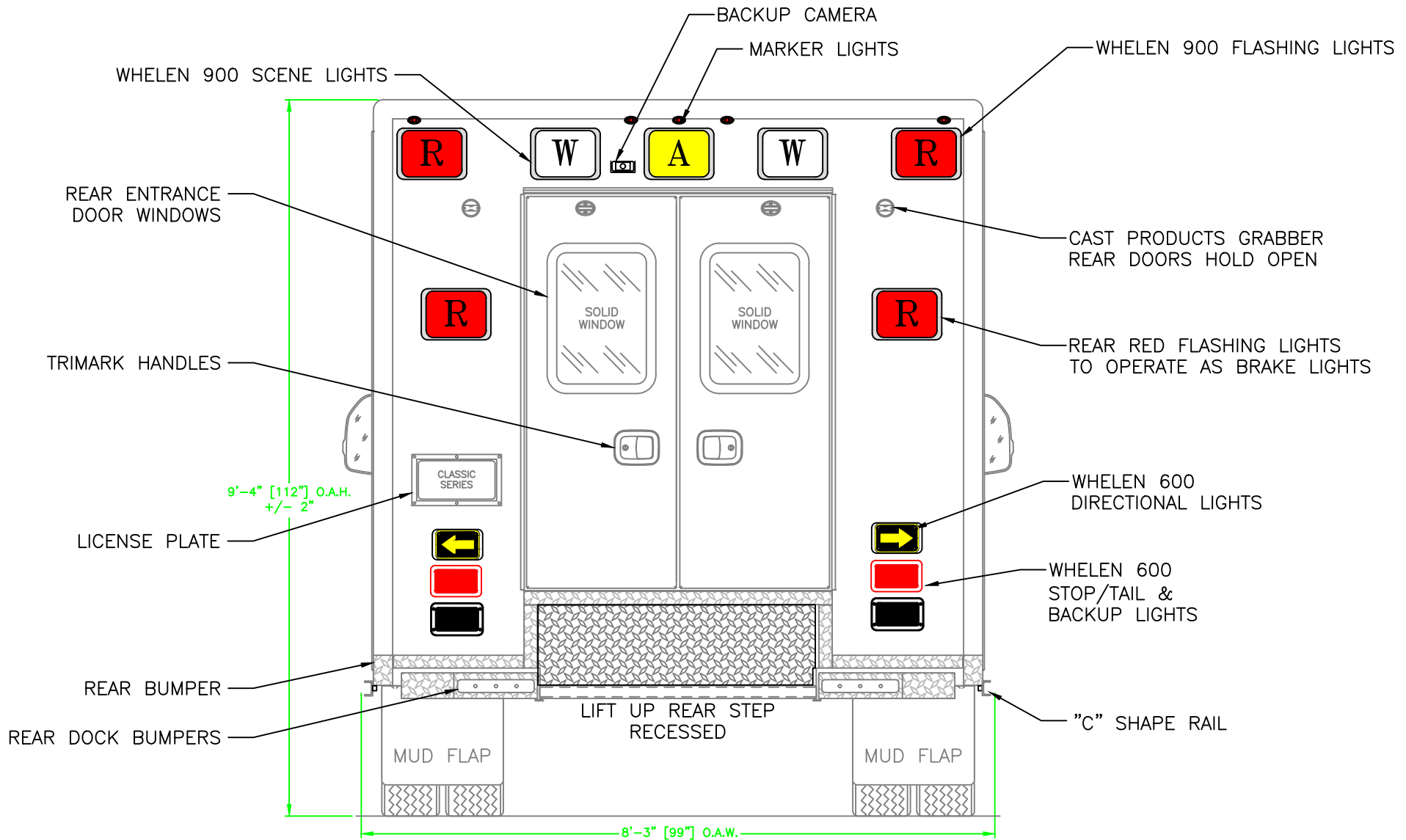
EXTERIOR DIMENSIONS
 HEIGHT 112" (+/-2)
 LENGTH 170 1/4"
 WIDTH 99"

NOTES:

- 1.) DRAWINGS ARE FOR REPRESENTATIONAL PURPOSES ONLY.
- 2.) ALL DIMENSIONS SHOWN ARE APPROXIMATE.
- 3.) EXTERIOR COMPARTMENT DIMENSIONS REFLECT WALL TO WALL MEASUREMENTS. PASS THROUGH OPENINGS WILL BE SMALLER.
- 4.) INTERIOR CABINET DIMENSIONS REFLECT THE CABINET OPENING. PASS THROUGH OPENINGS WILL BE SMALLER.
- 5.) DIMENSIONS FOR OVERALL HEIGHT AND OVERALL LENGTH ARE APPROXIMATE UNTIL THE CHASSIS IS BUILT AND RECEIVED AT OUR FACTORY.



"NOTICE"
 This drawing and data thereon shall not be duplicated, used or disclosed to others for procurement or manufacturing purposes, except as otherwise authorized by contract, without written permission of P.L. CUSTOM BODY & EQUIPMENT CO., INC. We reserve the right to make changes at any time, without notice, in materials, equipment & specifications. Written specifications take precedence over drawings which are for clarity only. All reproductions shall bear this notice.



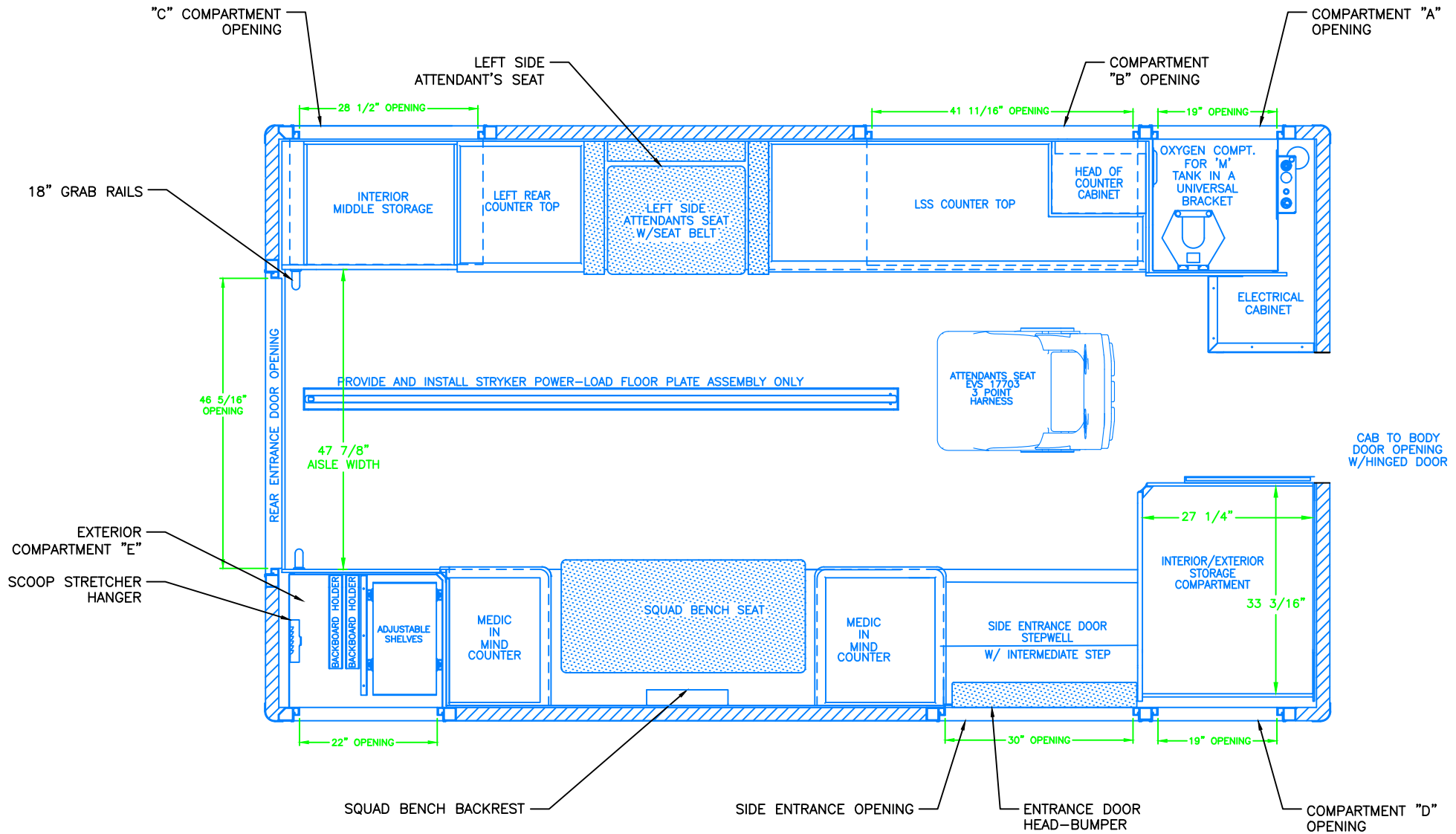
REAR VIEW

NOTES:

- 1.) DRAWINGS ARE FOR REPRESENTATIONAL PURPOSES ONLY.
- 2.) ALL DIMENSIONS SHOWN ARE APPROXIMATE.
- 3.) EXTERIOR COMPARTMENT DIMENSIONS REFLECT WALL TO WALL MEASUREMENTS. PASS THROUGH OPENINGS WILL BE SMALLER.
- 4.) INTERIOR CABINET DIMENSIONS REFLECT THE CABINET OPENING. PASS THROUGH OPENINGS WILL BE SMALLER.
- 5.) DIMENSIONS FOR OVERALL HEIGHT AND OVERALL LENGTH ARE APPROXIMATE UNTIL THE CHASSIS IS BUILT AND RECEIVED AT OUR FACTORY.



"NOTICE"
 This drawing and data thereon shall not be duplicated, used or disclosed to others for procurement or manufacturing purposes, except as otherwise authorized by contract, without written permission of P.L. CUSTOM BODY & EQUIPMENT CO., INC. We reserve the right to make changes at any time, without notice, in materials, equipment & specifications. Written specifications take precedence over drawings which are for clarity only. All reproductions shall bear this notice.



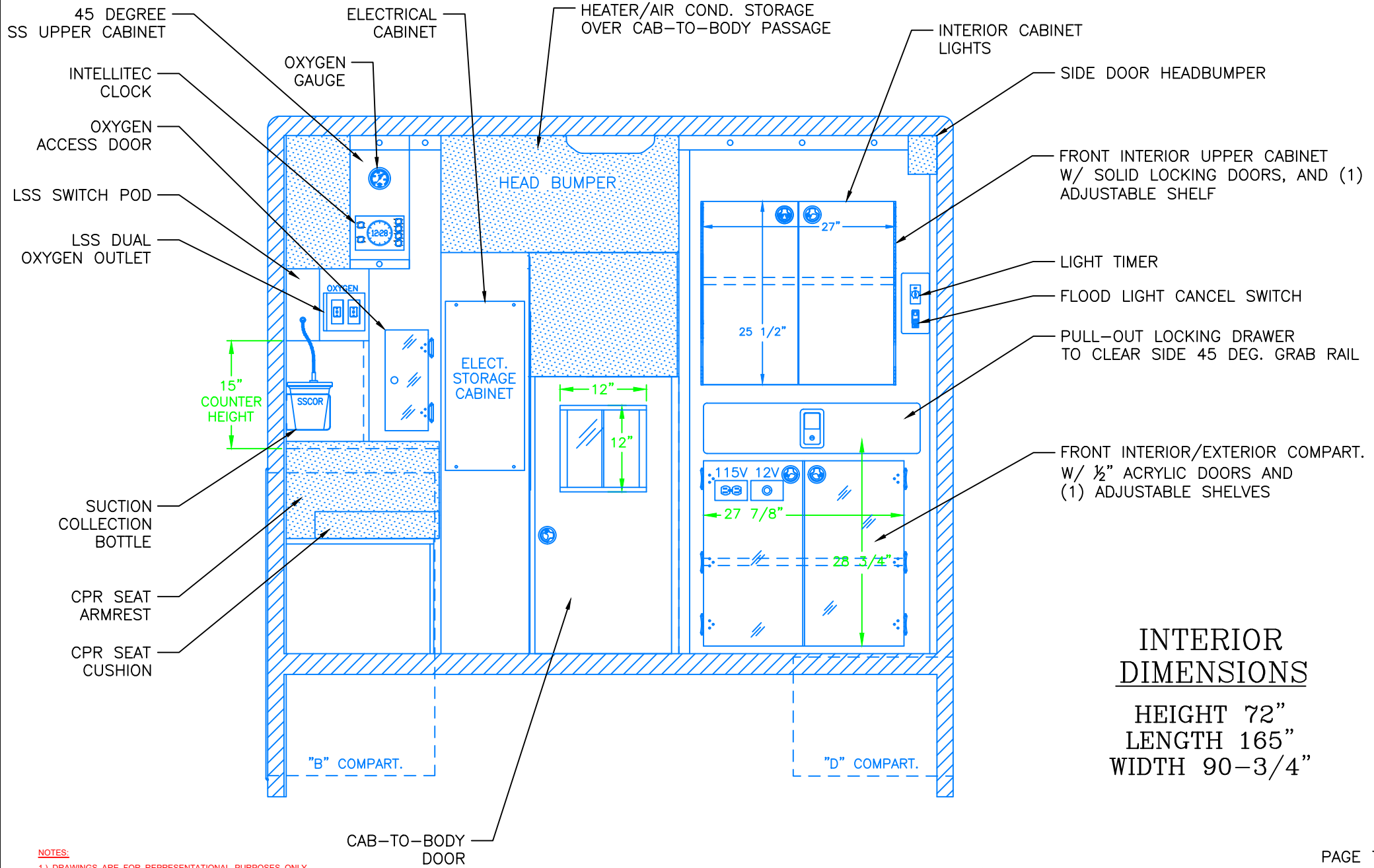
FLOOR PLAN

NOTES:

- 1.) DRAWINGS ARE FOR REPRESENTATIONAL PURPOSES ONLY.
- 2.) ALL DIMENSIONS SHOWN ARE APPROXIMATE.
- 3.) EXTERIOR COMPARTMENT DIMENSIONS REFLECT WALL TO WALL MEASUREMENTS. PASS THROUGH OPENINGS WILL BE SMALLER.
- 4.) INTERIOR CABINET DIMENSIONS REFLECT THE CABINET OPENING. PASS THROUGH OPENINGS WILL BE SMALLER.
- 5.) DIMENSIONS FOR OVERALL HEIGHT AND OVERALL LENGTH ARE APPROXIMATE UNTIL THE CHASSIS IS BUILT AND RECEIVED AT OUR FACTORY.



"NOTICE"
 This drawing and data thereon shall not be duplicated, used or disclosed to others for procurement or manufacturing purposes, except as otherwise authorized by contract, without written permission of P.L. CUSTOM BODY & EQUIPMENT CO., INC. We reserve the right to make changes at any time, without notice, in materials, equipment & specifications. Written specifications take precedence over drawings which are for clarity only. All reproductions shall bear this notice.



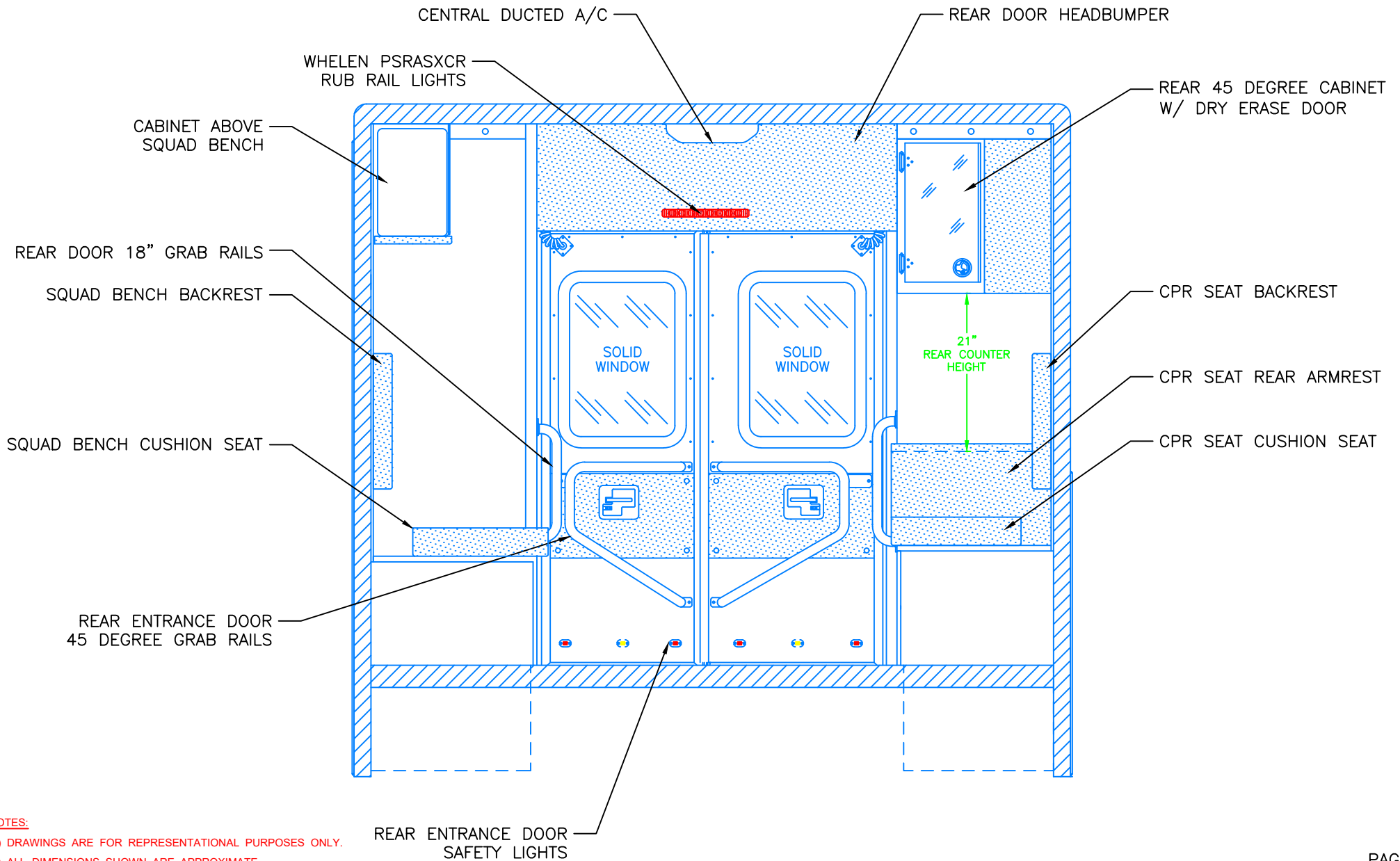
INTERIOR DIMENSIONS
 HEIGHT 72"
 LENGTH 165"
 WIDTH 90-3/4"

- NOTES:**
- 1.) DRAWINGS ARE FOR REPRESENTATIONAL PURPOSES ONLY.
 - 2.) ALL DIMENSIONS SHOWN ARE APPROXIMATE.
 - 3.) EXTERIOR COMPARTMENT DIMENSIONS REFLECT WALL TO WALL MEASUREMENTS. PASS THROUGH OPENINGS WILL BE SMALLER.
 - 4.) INTERIOR CABINET DIMENSIONS REFLECT THE CABINET OPENING. PASS THROUGH OPENINGS WILL BE SMALLER.
 - 5.) DIMENSIONS FOR OVERALL HEIGHT AND OVERALL LENGTH ARE APPROXIMATE UNTIL THE CHASSIS IS BUILT AND RECEIVED AT OUR FACTORY.

FRONT VIEW



"NOTICE"
 This drawing and data thereon shall not be duplicated, used or disclosed to others for procurement or manufacturing purposes, except as otherwise authorized by contract, without written permission of P.L. CUSTOM BODY & EQUIPMENT CO., INC. We reserve the right to make changes at any time, without notice, in materials, equipment & specifications. Written specifications take precedence over drawings which are for clarity only. All reproductions shall bear this notice.



NOTES:

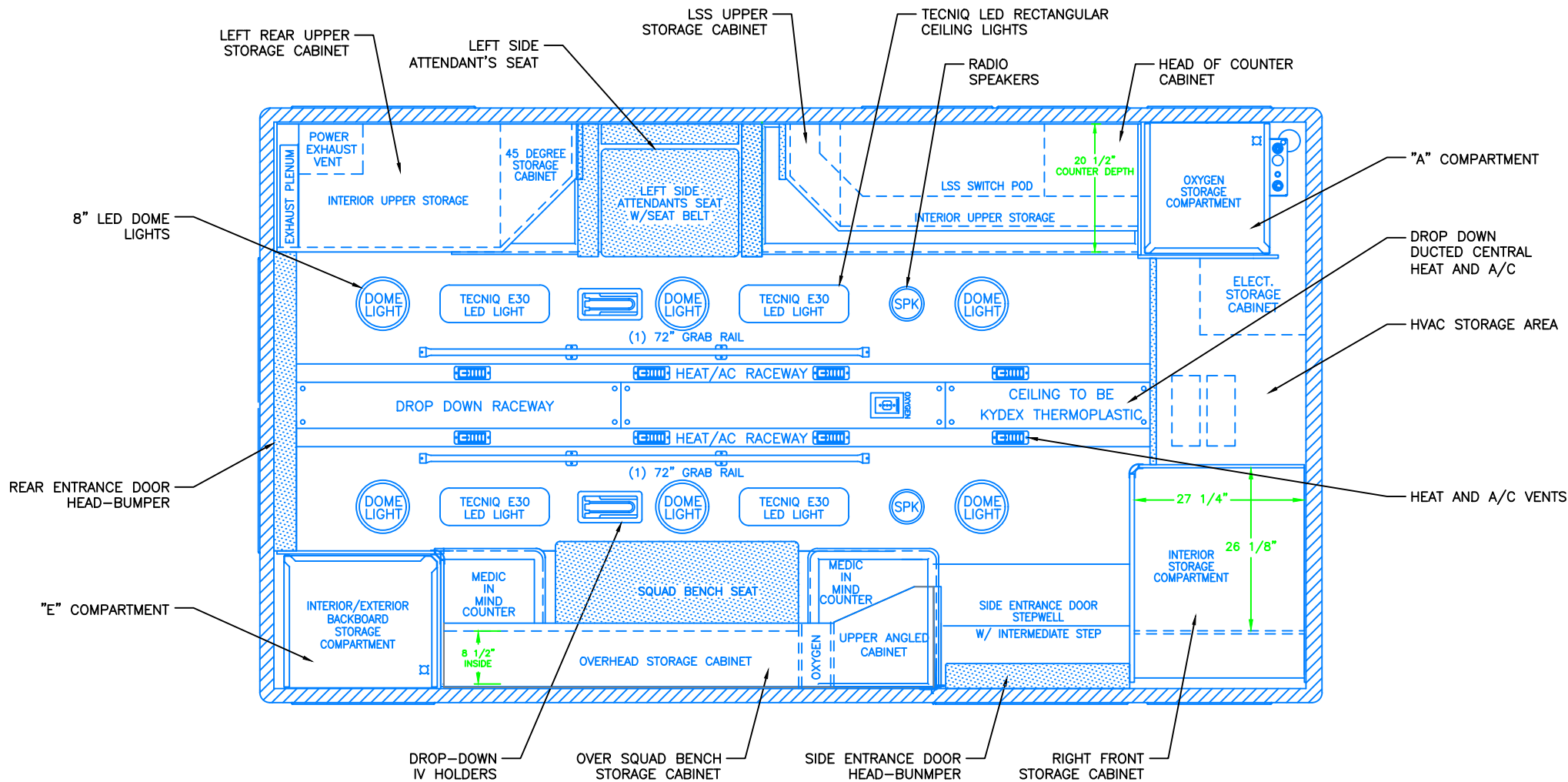
- 1.) DRAWINGS ARE FOR REPRESENTATIONAL PURPOSES ONLY.
- 2.) ALL DIMENSIONS SHOWN ARE APPROXIMATE.
- 3.) EXTERIOR COMPARTMENT DIMENSIONS REFLECT WALL TO WALL MEASUREMENTS. PASS THROUGH OPENINGS WILL BE SMALLER.
- 4.) INTERIOR CABINET DIMENSIONS REFLECT THE CABINET OPENING. PASS THROUGH OPENINGS WILL BE SMALLER.
- 5.) DIMENSIONS FOR OVERALL HEIGHT AND OVERALL LENGTH ARE APPROXIMATE UNTIL THE CHASSIS IS BUILT AND RECEIVED AT OUR FACTORY.

REAR ENTRANCE DOOR SAFETY LIGHTS

REAR VIEW



"NOTICE"
 This drawing and data thereon shall not be duplicated, used or disclosed to others for procurement or manufacturing purposes, except as otherwise authorized by contract, without written permission of P.L. CUSTOM BODY & EQUIPMENT CO., INC. We reserve the right to make changes at any time, without notice, in materials, equipment & specifications. Written specifications take precedence over drawings which are for clarity only. All reproductions shall bear this notice.



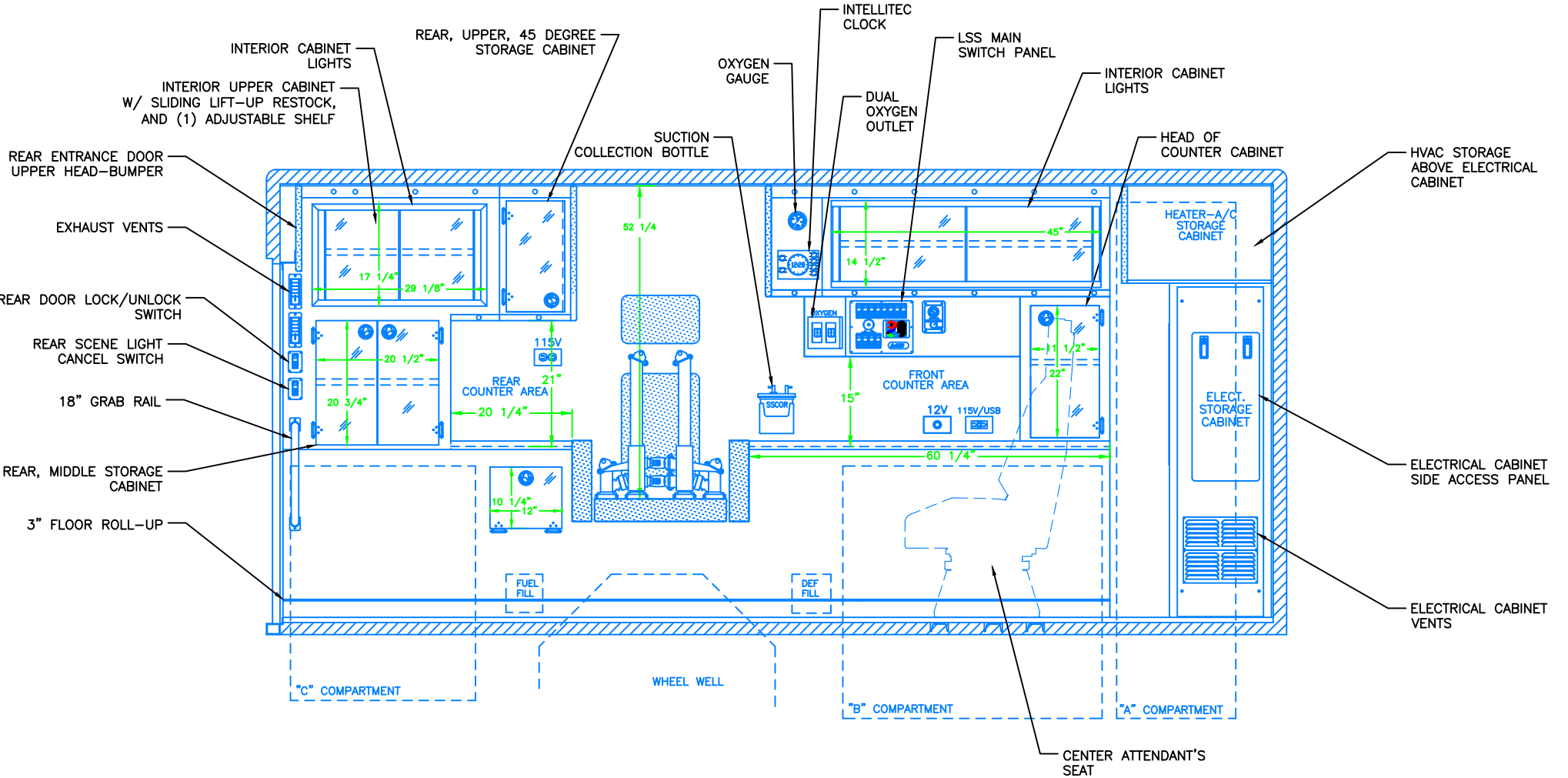
CEILING VIEW

NOTES:

- 1.) DRAWINGS ARE FOR REPRESENTATIONAL PURPOSES ONLY.
- 2.) ALL DIMENSIONS SHOWN ARE APPROXIMATE.
- 3.) EXTERIOR COMPARTMENT DIMENSIONS REFLECT WALL TO WALL MEASUREMENTS. PASS THROUGH OPENINGS WILL BE SMALLER.
- 4.) INTERIOR CABINET DIMENSIONS REFLECT THE CABINET OPENING. PASS THROUGH OPENINGS WILL BE SMALLER.
- 5.) DIMENSIONS FOR OVERALL HEIGHT AND OVERALL LENGTH ARE APPROXIMATE UNTIL THE CHASSIS IS BUILT AND RECEIVED AT OUR FACTORY.



"NOTICE"
 This drawing and data thereon shall not be duplicated, used or disclosed to others for procurement or manufacturing purposes, except as otherwise authorized by contract, without written permission of P.L. CUSTOM BODY & EQUIPMENT CO., INC. We reserve the right to make changes at any time, without notice, in materials, equipment & specifications. Written specifications take precedence over drawings which are for clarity only. All reproductions shall bear this notice.



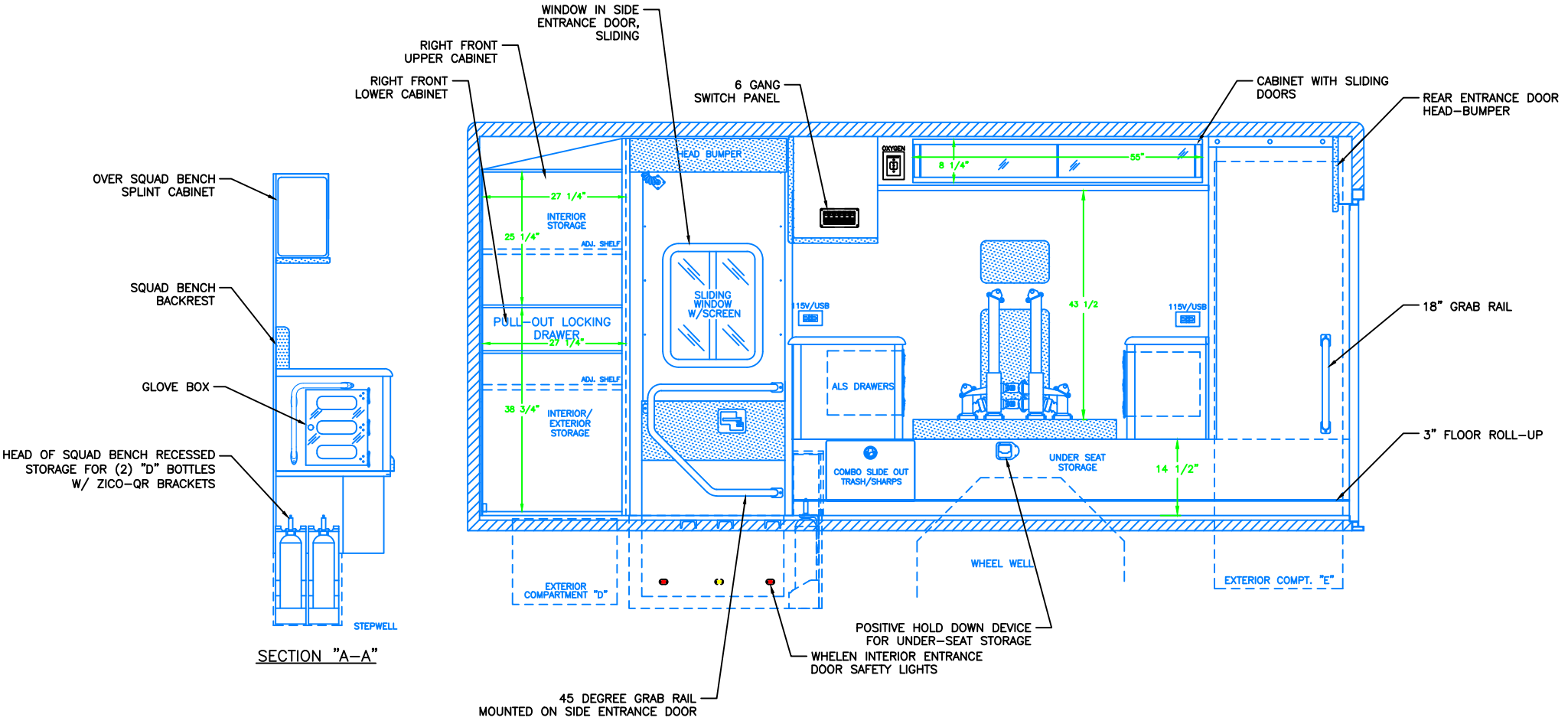
INTERIOR DIMENSIONS
 HEIGHT 72"
 LENGTH 165"
 WIDTH 90-3/4"

- NOTES:**
- 1.) DRAWINGS ARE FOR REPRESENTATIONAL PURPOSES ONLY.
 - 2.) ALL DIMENSIONS SHOWN ARE APPROXIMATE.
 - 3.) EXTERIOR COMPARTMENT DIMENSIONS REFLECT WALL TO WALL MEASUREMENTS. PASS THROUGH OPENINGS WILL BE SMALLER.
 - 4.) INTERIOR CABINET DIMENSIONS REFLECT THE CABINET OPENING. PASS THROUGH OPENINGS WILL BE SMALLER.
 - 5.) DIMENSIONS FOR OVERALL HEIGHT AND OVERALL LENGTH ARE APPROXIMATE UNTIL THE CHASSIS IS BUILT AND RECEIVED AT OUR FACTORY.

STREETSIDE VIEW



"NOTICE"
 This drawing and data thereon shall not be duplicated, used or disclosed to others for procurement or manufacturing purposes, except as otherwise authorized by contract, without written permission of P.L. CUSTOM BODY & EQUIPMENT CO., INC. We reserve the right to make changes at any time, without notice, in materials, equipment & specifications. Written specifications take precedence over drawings which are for clarity only. All reproductions shall bear this notice.



NOTES:

- 1.) DRAWINGS ARE FOR REPRESENTATIONAL PURPOSES ONLY.
- 2.) ALL DIMENSIONS SHOWN ARE APPROXIMATE.
- 3.) EXTERIOR COMPARTMENT DIMENSIONS REFLECT WALL TO WALL MEASUREMENTS. PASS THROUGH OPENINGS WILL BE SMALLER.
- 4.) INTERIOR CABINET DIMENSIONS REFLECT THE CABINET OPENING. PASS THROUGH OPENINGS WILL BE SMALLER.
- 5.) DIMENSIONS FOR OVERALL HEIGHT AND OVERALL LENGTH ARE APPROXIMATE UNTIL THE CHASSIS IS BUILT AND RECEIVED AT OUR FACTORY.

INTERIOR DIMENSIONS
 HEIGHT 72"
 LENGTH 165"
 WIDTH 90-3/4"



"NOTICE"
 This drawing and data thereon shall not be duplicated, used or disclosed to others for procurement or manufacturing purposes, except as otherwise authorized by contract, without written permission of P.L. CUSTOM BODY & EQUIPMENT CO., INC. We reserve the right to make changes at any time, without notice, in materials, equipment & specifications. Written specifications take precedence over drawings which are for clarity only. All reproductions shall bear this notice.

Part No	Description	Qty	Published	Unpublished
	EXTERIOR			
10-12-2020	Type I, Classic, Cab to body Walk-thru	1	\$1,500.00	
	COMPARTMENT DOOR PANELS, MATS, DECKING			
13-30-1P20	Polycoated Compt & Entrance Door Sills,Compt Floors,Area Behind Rub Rails,Gra	1		\$1,250.00
	COMPARTMENT CONFIGURATIONS AND EQUIPMENT			
13-47-0450	Full Height Divider w/(2) Adjustable Shelves, Compartment "E"	1	\$532.00	
	BACKBOARD BULBOUS MOUNTS, FERNO/SCOOP HANGERS			
13-70-18E0	Adjustable Shelves, Compt "C"	1	\$124.00	
13-70-18F0	Full Height Divider, compt "C"	1	\$310.00	
	EXTERIOR TRIM			
16-30-V027	License Plate Holder, Chrome w/LED Light, left side body, surface mount	1		\$150.00
16-55-1000	Tow Hooks, Rear Behind Step Riser, Painted	1	\$435.00	
	INSULATION			
20-10-1200	Super Insulation Package, additional Radiant Barrier to Interior Body	1	\$375.00	
	RIGHT FRONT CABINET			
21-45-1500	Right front, upper, w/solid locking doors, laminate finish, 1 shelf	1	\$290.00	
21-49-S000	RF Upper Cabinet- Dimensions	1	\$550.00	
	RIGHT SIDE BENCH LAYOUT			
22-24-0650	No Armrest -Recessed storage, below	1	-\$187.00	
22-26-1100	Right side forward cabinet -Medic In Mind, (below counter level storage)	1	\$375.00	
22-26-1210	Rgt side Forward -ALS Two (2) Drawer Storage Unit, Facing seat -(See photo)	1	\$625.00	
22-26-4060	**Select Right Forward Counter Color/Style Here:	1		\$516.00
22-27-1210	(1) Pod Radio Cut-out, w- Havis Bezel (used w-45* Radio Pod)	1	\$170.00	
22-27-S001	Rgt side forward upper 45 degree interior cabinet, custom	1		\$850.00
22-35-3010	Drop in sharps/trash at head of squad bench	1	\$468.00	
22-45-V010	3 Gang glove box - Shallow	1		\$575.00
22-46-1100	Right side rearward cabinet, -Medic in Mind- (below counter level storage)	1	\$375.00	
22-46-1244	Rgt side Rearward -ALS Two (2) Drawer Storage Unit, Facing Aisle See Photo)	1	\$625.00	
22-90-S000	Overhead cabinet to be custom depth to it is flush with cabinet below	1	\$165.00	
	LEFT SIDE MIDDLE (Base Cabinet)			
23-10-4500	Seat cushion, lift-up, w/ latch, interior storage-Single CPR	1	\$425.00	
	LIFE SUPPORT STATION			
23-30-2020	Rear Main Switch Panel Located on Right Side	1	\$450.00	
23-32-1010	(Reduced Hgt) Upper cabinet, 45 deg, Life Defender lift-up restock, 1 shelf	1	\$275.00	
23-34-1000	Laminated Counter with 1" retaining edge	1		
23-39-S002	Shorten length of LSS switch panel	1		\$320.00
23-39-V041	Auxiliary switch panel, in LSS switch pod (suction)	1		\$1,200.00
	LEFT REAR STORAGE CABINET			
23-40-1010	Left rear full cabinet,upper,squared off/Life Defender lift-up restocking door	1	\$375.00	
23-40-2000	Left rear full cabinet, middle, Life Defender sliding doors, 1 shelf	1	\$200.00	
23-44-2500	Sharps disposal, tip out, below left rear counter (8 qt.)	1	\$337.00	
	INTERIOR CABINET DOORS			

Part No	Description	Qty	Published	Unpublished
24-24-6000	Cypher lock,push button, for cabinet w/key override	1	\$565.00	
24-25-1500	Additional shelves, interior cabinets	1	\$100.00	
	GRAB RAILS			
25-10-3570	Grab rail, "L" Shaped, Facing Stepwell - (For Medic-In-Mind Cabinet)	1	\$150.00	
	SEAT BELTS			
25-51-2010	(1) Six point Seat Belt Harness - Curbside Seating	1	\$645.00	
	COT MOUNT and COT MODEL			
26-35-1100	Power Load Fastening System w/Floor Plate, w/ Mini Rail (SAE Compliant)	1	\$26,900.00	
	ATTENDANT SEAT			
27-36-3130	Canyon Red, Attn Seat, EVS 18703,w/Child Seat,3 Pt. Harness,ABS Back,Swivel,Se	1	\$1,340.00	
27-37-0130	** Confirm Seat color** -CANYON RED is the vehicle upholstery color	1		
	FLOORING			
27-53-2000	Lonplate II, diamond plate, Gun Metal (#424)	1	\$400.00	
	CAB CONSOLE			
27-75-0140	Cut (1) Hole for Customer/Dealer suppld Radio, in Radio/Siren Console	1	\$100.00	
27-90-S000	Map Box Storage to Include the Following	1	\$825.00	
	MISCELLANEOUS INTERIOR			
28-50-1000	Fasten Seat Belt/No Smoking Sign	1		
	OXYGEN AND SUCTION			
30-10-4500	Oxygen Outlet, Amico, single, ceiling raceway, front (additional)	1	\$225.00	
30-50-3005	O2 Carrier, ZICO, Quick-Release Oxygen Tank Lift System	1	\$3,500.00	
	SWITCH PANEL			
42-35-2500	Work Light, Overhead (Cab), Sound Off, LED R/W Switched	1	\$195.00	
	SIREN			
43-2U-4700	Siren, Whelen 295HFSC9 Self Contained Dual Tone	1	\$384.00	
	REAR LIGHT BAR			
43-50-8000	Whelen Traffic Advisor, Low Profile TAL85 (8) LED (46")	1	\$1,167.00	
	CAB MOUNTED LIGHTS			
43-71-4000	(2) Whelen 7x3 Super-LED, Red -Fender	1	\$243.00	
43-A2-0050	* FRONT BODY LIGHTING -w/NO LIGHTBAR (PDF>)	1		
43-A2-0250	** (7) Front Upper Lights & Directionals	1	\$100.00	
	FRONT BODY WARNING LIGHTS			
43-B0-0900	9x7, 900 Sup-LED, Red, Front - (Loc: F2)	1	\$265.00	
43-B0-1250	9x7, 900 Sup-LED, Red, Front - (Loc: F3)	1	\$265.00	

Part No	Description	Qty	Published	Unpublished
43-B0-2600	9x7, 900 Sup-LED, Red, Front - (Loc: F5)	1	\$265.00	
43-B0-2850	9x7, 900 Sup-LED, Red, Front - (Loc: F6)	1	\$265.00	
	REAR LIGHT LAYOUT -(w/Traffic Advisor)-No Lightbar (PDF>)			
43-S0-1150	7x3 Sup-LED, Amber, Rear - (Loc: R4B)	1	\$163.00	
	Rear Lights at Window Level			
43-S0-2350	9x7 Sup-LED, Red, Rear - (Loc: R10B)	1	\$265.00	
43-S0-3100	9x7 Sup-LED, Red, Rear - (Loc: R11B)	1	\$265.00	
	SECONDARY (miscellaneous) BODY MOUNTED WARNING LIGHTS			
43-T5-1300	Whelen 700 Series Red Super-LED, w/Flange, (2) Over Rear Wheel, CLEAR LENS	1	\$500.00	
	AUXILIARY NON-EMERGENCY LIGHTS			
44-30-5500	Running Board Illum Lights, (2) , Heavy Duty LED 4" Recessed	1	\$370.00	
	FLOOD LIGHTS			
44-50-1040	(2) Whelen 9x7, 24-LED Opti -Scene Flood, Left side-(Loc:LS2, LS3)	1	\$975.00	
44-50-1140	(2) Whelen 9x7, 24-LED Opti -Scene Flood, Right side-(Loc:RS2, RS3)	1	\$975.00	
	REAR FLOOD LIGHTS			
44-52-0200	(2) Whelen 7x3, LED- Scene Lights, Rear -(Loc: R12B,R13B)	1	\$485.00	
44-70-V026	Whelen Pioneer Two-Panel light, Mounted in Light Location F4	1		\$960.00
	MEDICAL OUTLETS			
47-20-2600	Delete 12 volt Medical Outlet, Power Point, Loc: Left Rear	1	-\$20.00	
47-45-1000	Delete Standard 12 volt Medical Outlet in LSS Wall	1	-\$20.00	
	MISCELLANEOUS 12 VOLT ELECTRICAL			
48-15-1610	Back-Up 2-Camera System ASA Voyager w/7" Rear View Mirror Replacement Mo	1	\$1,795.00	
48-40-1520	Stream Lite, SL-40 (45) LED, Spot, Orange, CUSTOM LOCATION -(specify)	1	\$340.00	
48-90-S000	Liquid Spring Control Panel Location	1		\$150.00
	ELECTRICAL 115 VOLT AC			
51-20-5000	Shoreline, Super Auto-Eject 20 amp, Left Side, Above Compt. "B", WHITE	1	\$308.00	
52-10-2500	Delete Hospital Grade Lighted Outlet, Location: Left Rear	1	-\$25.00	
52-10-5000	Hospital Grade Lighted Outlet, Interior Wall or Cabinet Location:	1	\$120.00	
52-10-V018	Hospital Grade 115V Outlet with (2) USB Ports	3		\$480.00
	INVERTER			
55-10-1200	Inverter, Vanner 1050CUL-DC 1050 Watt, w/ 55 amp Battery Chr	1	\$1,185.00	
	LETTERING			
65-10-1000	Reflective Lettering	1	\$1,570.00	
	REFLECTIVE VINYL BELTLINE STRIPING			
65-39-0500	10" Vinyl Beltline Stripe	1	\$1,000.00	
65-40-1010	Vinyl Main Stripe Color, Red -(reflective)	1		
65-40-2020	Vinyl Beltline Stripe to have Z on Body	1	\$400.00	
65-40-3010	Vinyl Beltline Stripe Location @Cab Window Level	1		

Part No	Description	Qty	Published	Unpublished
	REFLECTIVE VINYL STRIPING MISC.			
65-50-0025	Reflective Tape Stripe 1/4"	2	\$450.00	
65-50-1025	Reflective Tape Stripe 1 1/2"	2	\$450.00	
	REFLECTIVE CHEVRONS			
65-65-0420	Reflexite 6" Chevron Rear Body +Upper CTR panel + doors Red /Fluor-Lime	1	\$1,800.00	
65-88-1000	Star of Life Decal 4"	2	\$10.00	
65-88-2000	Star of Life Decal 12"	2	\$72.00	
65-88-3000	Star of Life Decal 18"	2	\$90.00	
65-90-6000	Layout drawings - Color, Qty (2)	1	\$200.00	
65-90-S001	Rear vision with customer patch	1		\$300.00
	CHASSIS EQUIPMENT			
75-50-V032	Buckstop Bumper Classic II, Ford F550, Fog Lights, Speakers	1		\$5,100.00
79-90-V066	Liquid Spring Surcharge	1		\$600.00
	CHASSIS			
96-10-400B	Customer/Dealer Supplied Chassis (Diesel F-Series)	1		
96-10-400F	Clear Frame Rail Required - No components are to be mounted outboard of fram	1		
96-32-3100	Fuel "Full Tank" -(customer supplied Chassis)	1	\$200.00	
96-90-S000	Aluminum Wheel Option- Added After Delivery (2022 Chassis Only)	1		\$725.00
	COOPERATIVE PRICING			
97-10-1000	HGAC Cooperative Pricing Spreadsheet	1		
	Base Deletes			
(13-43-0300)	(DELETE) (2) Adjustable Shelves, for compartment C			-\$226.00
(21-10-0100)	(DELETE) Latch for Cab to Body Window (KKK PKG)			-\$100.00
(22-35-0500)	(DELETE) Trash bin, tip out, head of bench into aisle (KKK-Pkg)			-\$337.00
(22-35-0600)	(DELETE) Sharps disposal, tip out, into aisle (8 qt.) (KKK PKG)			-\$337.00
(25-51-2020)	(DELETE) (2) Six point Seat Belt Harnesses - Curbside Seating (Full Bench w/ Patnt Restr)			-\$1,290.00
(27-36-1000)	(DELETE) Gray, Attendant Seat, EVS 17703, 3 Point Harness, ABS Back, Swivel, Sewn Vinyl			-\$1,055.00
(27-53-2200)	(DELETE) Lonplate II, diamond plate, Gunpowder (#424TX)			-\$400.00
(27-75-2050)	(DELETE) Map Box, Type I, Behind Cab Console, (2) pockets - (2017+ F-Series)			-\$300.00
(42-65-2020)	(DELETE) Power Door Lock Switch, Rear Entrance Doors			-\$150.00
(43-71-3900)	(DELETE) (2) Whelen 500 Super-LED, Red -Fender			-\$222.00
(43-71-7520)	(DELETE) Fender Cast Flanges, Cast Products, 500/TIR6 Lights (F-2017+ Chassis)			-\$125.00
(43-50-0850)	(DELETE) 9x7 Sup-LED, Amber, Rear - (Loc: R4)			-\$265.00
(46-20-1150)	(DELETE) Whelen LED Strip-Lite, Right Front In-Out Compt			-\$56.00
(47-50-1K00)	(DELETE) Medical Isolator, Shottky, Low Voltage Drop			-\$175.00
(54-10-1M00)	(DELETE) Battery Charger, IOTA DLS-30, 30 amp, IQ4 Smart Charge w/ current sensing relay			-\$150.00
(65-50-1400)	(DELETE) Reflective Tape Stripe 6"			-\$600.00
(65-80-1000)	(DELETE) KKK-A-1822 Decal Package			-\$445.00
(80-35-2K30)	(DELETE) Fire Extinguisher, ABC, 5lb, Qty:(2) w/Amerex #861 H Bracket (SAEJ3043 Comp)			-\$280.00
(96-32-1500)	(DELETE) Fuel "Full Tank" -F-Series			-\$120.00
			\$60,616.00	\$6,543.00
	Total			

Certificate Of Completion

Envelope Id: 237A363D4F4C4F118A9E3E8635FDA4A2

Status: Completed

Subject: Contract with Goodman for Two Ambulances

Source Envelope:

Document Pages: 44

Signatures: 5

Envelope Originator:

Certificate Pages: 5

Initials: 0

Hollie Casey

AutoNav: Enabled

hcasey@dinwiddieva.us

Enveloped Stamping: Enabled

IP Address: 184.63.185.123

Time Zone: (UTC-05:00) Eastern Time (US & Canada)

Record Tracking

Status: Original

Holder: Hollie Casey

Location: DocuSign

11/15/2021 | 04:11 PM

hcasey@dinwiddieva.us


Signer Events**Signature****Timestamp**

William Hefty

bill@heftywiley.com

Legal Counsel

County of Dinwiddie

Security Level: Email, Account Authentication
(None)

Sent: 11/17/2021 | 09:48 AM

Viewed: 11/19/2021 | 03:24 PM

Signed: 11/19/2021 | 03:26 PM

Signature Adoption: Drawn on Device

Using IP Address: 96.228.55.98

Signed using mobile

Electronic Record and Signature Disclosure:

Not Offered via DocuSign

Dennis Hale

dhale@dinwiddieva.us

Security Level: Email, Account Authentication
(None)

Sent: 11/19/2021 | 03:27 PM

Viewed: 11/22/2021 | 08:18 AM

Signed: 11/22/2021 | 08:18 AM

Signature Adoption: Pre-selected Style

Using IP Address: 139.60.228.178

Electronic Record and Signature Disclosure:

Accepted: 11/29/2021 | 04:16 PM

ID: ad8fd42e-51b3-4bcb-bad2-28a001809e1e

Company Name: Dinwiddie County

W. Kevin Massengill

kmassengill@dinwiddieva.us

County Administrator

Dinwiddie County

Security Level: Email, Account Authentication
(None)

Sent: 11/22/2021 | 08:18 AM

Viewed: 11/22/2021 | 09:05 AM

Signed: 11/22/2021 | 09:06 AM

Signature Adoption: Pre-selected Style

Using IP Address: 174.216.105.189

Signed using mobile

Electronic Record and Signature Disclosure:

Accepted: 4/17/2020 | 03:04 PM

ID: 42c6e72a-b34f-45d6-988d-e9d30e610ed4

Company Name: Dinwiddie County

Deborah L Thomson

debthomson@plcustom.com

Security Level: Email, Account Authentication
(None)

Sent: 11/22/2021 | 09:06 AM

Resent: 11/29/2021 | 04:20 PM

Viewed: 11/28/2021 | 06:42 PM

Signed: 11/30/2021 | 02:14 PM

Signature Adoption: Pre-selected Style

Using IP Address: 96.56.20.251

Electronic Record and Signature Disclosure:

Accepted: 11/28/2021 | 06:42 PM

ID: a61b6b39-3fed-4f83-9bbe-4d35b9b82870

Company Name: Dinwiddie County

Signer Events	Signature	Timestamp
Porter Carden pcarden@goodmansv.com Security Level: Email, Account Authentication (None)	<i>Porter Carden</i> Signature Adoption: Pre-selected Style Using IP Address: 174.198.193.106	Sent: 11/22/2021 09:06 AM Viewed: 11/22/2021 10:40 AM Signed: 11/22/2021 12:48 PM

Electronic Record and Signature Disclosure:
 Accepted: 11/22/2021 | 10:40 AM
 ID: 655e2112-71ab-4c7e-9833-44030a6ed0f7
 Company Name: Dinwiddie County

Hollie Casey hcasey@dinwiddieva.us Procurement Officer Dinwiddie County Security Level: Email, Account Authentication (None)	Completed Using IP Address: 139.60.228.178	Sent: 11/30/2021 02:14 PM Viewed: 12/1/2021 08:45 AM Signed: 12/1/2021 08:46 AM
--	--	---

Electronic Record and Signature Disclosure:
 Accepted: 9/15/2021 | 08:30 AM
 ID: fbb6381e-0224-48a7-8dcb-8e325672939f
 Company Name: Dinwiddie County

In Person Signer Events	Signature	Timestamp
Editor Delivery Events	Status	Timestamp
Agent Delivery Events	Status	Timestamp
Intermediary Delivery Events	Status	Timestamp
Certified Delivery Events	Status	Timestamp

Carbon Copy Events	Status	Timestamp
Dawn Titmas dtitmus@dinwiddieva.us Security Level: Email, Account Authentication (None)	COPIED	Sent: 12/1/2021 08:46 AM
Electronic Record and Signature Disclosure: Accepted: 3/9/2021 02:29 PM ID: d125708a-214e-4887-ac88-3c5461b3dc8d Company Name: Dinwiddie County		

Witness Events	Signature	Timestamp
Notary Events	Signature	Timestamp
Envelope Summary Events	Status	Timestamps
Envelope Sent	Hashed/Encrypted	11/17/2021 09:48 AM
Certified Delivered	Security Checked	12/1/2021 08:45 AM
Signing Complete	Security Checked	12/1/2021 08:46 AM
Completed	Security Checked	12/1/2021 08:46 AM

Payment Events	Status	Timestamps
----------------	--------	------------

Electronic Record and Signature Disclosure

ELECTRONIC RECORD AND SIGNATURE DISCLOSURE

From time to time, Dinwiddie County (we, us or Company) may be required by law to provide to you certain written notices or disclosures. Described below are the terms and conditions for providing to you such notices and disclosures electronically through the DocuSign system. Please read the information below carefully and thoroughly, and if you can access this information electronically to your satisfaction and agree to this Electronic Record and Signature Disclosure (ERSD), please confirm your agreement by selecting the check-box next to 'I agree to use electronic records and signatures' before clicking 'CONTINUE' within the DocuSign system.

Getting paper copies

At any time, you may request from us a paper copy of any record provided or made available electronically to you by us. You will have the ability to download and print documents we send to you through the DocuSign system during and immediately after the signing session and, if you elect to create a DocuSign account, you may access the documents for a limited period of time (usually 30 days) after such documents are first sent to you. After such time, if you wish for us to send you paper copies of any such documents from our office to you, you will be charged a \$0.00 per-page fee. You may request delivery of such paper copies from us by following the procedure described below.

Withdrawing your consent

If you decide to receive notices and disclosures from us electronically, you may at any time change your mind and tell us that thereafter you want to receive required notices and disclosures only in paper format. How you must inform us of your decision to receive future notices and disclosure in paper format and withdraw your consent to receive notices and disclosures electronically is described below.

Consequences of changing your mind

If you elect to receive required notices and disclosures only in paper format, it will slow the speed at which we can complete certain steps in transactions with you and delivering services to you because we will need first to send the required notices or disclosures to you in paper format, and then wait until we receive back from you your acknowledgment of your receipt of such paper notices or disclosures. Further, you will no longer be able to use the DocuSign system to receive required notices and consents electronically from us or to sign electronically documents from us.

All notices and disclosures will be sent to you electronically

Unless you tell us otherwise in accordance with the procedures described herein, we will provide electronically to you through the DocuSign system all required notices, disclosures, authorizations, acknowledgements, and other documents that are required to be provided or made available to you during the course of our relationship with you. To reduce the chance of you inadvertently not receiving any notice or disclosure, we prefer to provide all of the required notices and disclosures to you by the same method and to the same address that you have given us. Thus, you can receive all the disclosures and notices electronically or in paper format through the paper mail delivery system. If you do not agree with this process, please let us know as described below. Please also see the paragraph immediately above that describes the consequences of your electing not to receive delivery of the notices and disclosures electronically from us.

How to contact Dinwiddie County:

You may contact us to let us know of your changes as to how we may contact you electronically, to request paper copies of certain information from us, and to withdraw your prior consent to receive notices and disclosures electronically as follows:

To contact us by email send messages to: hcasey@dinwiddieva.us

To advise Dinwiddie County of your new email address

To let us know of a change in your email address where we should send notices and disclosures electronically to you, you must send an email message to us at hcasey@dinwiddieva.us and in the body of such request you must state: your previous email address, your new email address. We do not require any other information from you to change your email address.

If you created a DocuSign account, you may update it with your new email address through your account preferences.

To request paper copies from Dinwiddie County

To request delivery from us of paper copies of the notices and disclosures previously provided by us to you electronically, you must send us an email to hcasey@dinwiddieva.us and in the body of such request you must state your email address, full name, mailing address, and telephone number. We will bill you for any fees at that time, if any.

To withdraw your consent with Dinwiddie County

To inform us that you no longer wish to receive future notices and disclosures in electronic format you may:

- i. decline to sign a document from within your signing session, and on the subsequent page, select the check-box indicating you wish to withdraw your consent, or you may;
- ii. send us an email to hcasey@dinwiddieva.us and in the body of such request you must state your email, full name, mailing address, and telephone number. We do not need any other information from you to withdraw consent.. The consequences of your withdrawing consent for online documents will be that transactions may take a longer time to process..

Required hardware and software

The minimum system requirements for using the DocuSign system may change over time. The current system requirements are found here: <https://support.docusign.com/guides/signer-guide-signing-system-requirements>.

Acknowledging your access and consent to receive and sign documents electronically

To confirm to us that you can access this information electronically, which will be similar to other electronic notices and disclosures that we will provide to you, please confirm that you have read this ERSD, and (i) that you are able to print on paper or electronically save this ERSD for your future reference and access; or (ii) that you are able to email this ERSD to an email address where you will be able to print on paper or save it for your future reference and access. Further, if you consent to receiving notices and disclosures exclusively in electronic format as described herein, then select the check-box next to ‘I agree to use electronic records and signatures’ before clicking ‘CONTINUE’ within the DocuSign system.

By selecting the check-box next to ‘I agree to use electronic records and signatures’, you confirm that:

- You can access and read this Electronic Record and Signature Disclosure; and
- You can print on paper this Electronic Record and Signature Disclosure, or save or send this Electronic Record and Disclosure to a location where you can print it, for future reference and access; and
- Until or unless you notify Dinwiddie County as described above, you consent to receive exclusively through electronic means all notices, disclosures, authorizations, acknowledgements, and other documents that are required to be provided or made available to you by Dinwiddie County during the course of your relationship with Dinwiddie County.