

Mission:

To protect, promote & improve the health of all people in Florida through integrated state, county & community efforts.



Ron DeSantis
Governor

Scott A. Rivkees, MD
State Surgeon General

Vision: To be the Healthiest State in the Nation

November 20, 2019

The Honorable Kelly Windes
Okaloosa Board of County Commissioners
302 N Wilson Street, Suite 203
Crestview, FL 32536

CONTRACT#: C13-2061-HD
FLORIDA DEPT OF HEALTH
RENOVATION AGREEMENT W/HEALTH DEPT.
EXPIRES: INDEFINITE

RE: FY 2018-19 Contract between the Okaloosa Board of County Commissioners and the Department of Health for operation of the Okaloosa County Health Department

Dear Chairman Windes:


The above-referenced Core Contract and Section 154.02, Florida Statutes, require that the Department of Health submit quarterly reports to the County with the following information.

As specified in Section 4., Paragraph d., enclosed are updated Attachment II Part II and Part III Revenue and Expenditure Attachments. These attachments reflect any revenue or expenditure adjustments since the previous quarter.

As specified in Section 6., Paragraphs o.i and ii, also enclosed are the DE385L1 Contract Management Variance Report and the DE580L1 Analysis of Fund Equities Report. A written explanation is provided for any service level expenditure variance that deviates more than 25 percent from the planned service expenditure amount and exceeds three percent of the total planned expenditures for the corresponding level of service at the end of the contract year.

If you have any questions, please feel free to contact Susan Wagner at (850)344-0515.

Sincerely,


Karen A. Chapman, MD, MPH
Director
Okaloosa County Health Department

Enclosures

Cc: Demonica Connell, Office of Budget and Revenue Management

DEPARTMENT OF HEALTH

STATE OF CONNECTICUT

DEPARTMENT OF HEALTH - GENERAL REVENUE

STATE OF CONNECTICUT - DEPARTMENT OF HEALTH

	FISCAL YEAR 2019-2020 (C.F.)	2020-2021 (C.F.)	FISCAL YEAR 2019-2020 (C.F.)	2020-2021 (C.F.)	Total
1. GENERAL REVENUE - STATE					
015040 AIDS PATIENT CARE	100,000	0	100,000	0	100,000
015040 AIDS PREVENTION & SURVEILLANCE - GENERAL REVENUE	20,920	0	20,920	0	20,920
015040 CHD - TB COMMUNITY PROGRAM	60,607	0	60,607	0	60,607
015040 DENTAL SPECIAL INITIATIVE PROJECTS	5,977	0	5,977	0	5,977
015040 FAMILY PLANNING GENERAL REVENUE	78,781	0	78,781	0	78,781
015040 PRIMARY CARE PROGRAM	245,068	0	245,068	0	245,068
015040 SCHOOL HEALTH SERVICES - GENERAL REVENUE	177,240	0	177,240	0	177,240
015050 CHD GENERAL REVENUE NON-CATEGORICAL	1,499,358	0	1,499,358	0	1,499,358
GENERAL REVENUE TOTAL	2,187,951	0	2,187,951	0	2,187,951
2. NON GENERAL REVENUE - STATE					
015010 STATE UNDERGROUND PETROLEUM RESPONSE ACT	5,394	0	5,394	0	5,394
015010 MIGRANT LABOR HOUSING INSPECTION H-2A PROGRAM	0	0	0	0	0
015010 TOBACCO STATE AND COMMUNITY INTERVENTIONS	150,688	0	150,688	0	150,688
NON GENERAL REVENUE TOTAL	156,082	0	156,082	0	156,082
3. FEDERAL FUNDS - STATE					
007000 WIC BREASTFEEDING PEER COUNSELING PROG	19,018	0	19,018	0	19,018
007000 COASTAL BEACH WATER QUALITY MONITORING	11,445	0	11,445	0	11,445
007000 COMPREHENSIVE COMMUNITY CARDIO - PHBG	35,000	0	35,000	0	35,000
007000 CMS-MCH PURCHASED CLIENT SERVICES	16,342	0	16,342	0	16,342
007000 FAMILY PLANNING TITLE X - GRANT	144,225	0	144,225	0	144,225
007000 HURRICANE CRISIS COAG FOOD AND WATER	536	0	536	0	536
007000 IMMUNIZATION ACTION PLAN	43,423	0	43,423	0	43,423
007000 MCH SPECIAL PRJCT UNPLANNED PREGNANCY	48,440	0	48,440	0	48,440
007000 BASE COMMUNITY PREPAREDNESS CAPABILITY	145,298	0	145,298	0	145,298
007000 BASE PUB HLTH SURVEILLANCE & EPI INVESTIGATION	48,440	0	48,440	0	48,440
007000 WIC PROGRAM ADMINISTRATION	850,294	0	850,294	0	850,294
015075 INSPECTIONS OF SUMMER FEEDING PROGRAM - DOE	1,485	0	1,485	0	1,485
018005 AIDS DRUG ASSISTANCE PROGRAM ADMIN HQ	21,568	0	21,568	0	21,568
FEDERAL FUNDS TOTAL	1,385,514	0	1,385,514	0	1,385,514
4. FEES ASSESSED BY STATE OR FEDERAL RULES - STATE					
001020 CHD STATEWIDE ENVIRONMENTAL FEES	125,818	0	125,818	0	125,818
001092 CHD STATEWIDE ENVIRONMENTAL FEES	157,765	0	157,765	0	157,765
001206 ON SITE SEWAGE DISPOSAL PERMIT FEES	13,565	0	13,565	0	13,565
001206 SANITATION CERTIFICATES (FOOD INSPECTION)	3,296	0	3,296	0	3,296
001206 SEPTIC TANK RESEARCH SURCHARGE	1,470	0	1,470	0	1,470
001206 SEPTIC TANK VARIANCE FEES 50%	250	0	250	0	250
001206 PUBLIC SWIMMING POOL PERMIT FEES-10% HQ TRANSFER	8,925	0	8,925	0	8,925
001206 DRINKING WATER PROGRAM OPERATIONS	108	0	108	0	108
001206 TANNING FACILITIES	327	0	327	0	327
001206 ONSITE SEWAGE TRAINING CENTER	1,350	0	1,350	0	1,350
001206 MOBILE HOME & RV PARK FEES	1,365	0	1,365	0	1,365

	State (0130) County (010)	County (010)	State (0130) County (010)	State Contribution	Total
FEES ASSESSED BY STATE OR FEDERAL RULES TOTAL	314,239	0	314,239	0	314,239
5. OTHER CASH CONTRIBUTIONS - STATE:					
	0	0	0	0	0
090001 DRAW DOWN FROM PUBLIC HEALTH UNIT	64,347	0	64,347	0	64,347
OTHER CASH CONTRIBUTION TOTAL	64,347	0	64,347	0	64,347
6. MEDICAID - STATE/COUNTY:					
001057 CHD CLINIC FEES	0	217,769	217,769	0	217,769
001148 CHD CLINIC FEES	0	964,274	964,274	0	964,274
MEDICAID TOTAL	0	1,182,043	1,182,043	0	1,182,043
7. ALLOCABLE REVENUE - STATE:					
018000 CHD CLINIC FEES	1,450	0	1,450	0	1,450
031005 COASTAL BEACH QUALITY MONITORING	1,311	0	1,311	0	1,311
031005 COUNTY HEALTH SYSTEMS HOLDBACK	59,791	0	59,791	0	59,791
031005 TRUST FOR AMERICA'S HEALTH AGREEMENT	2,500	0	2,500	0	2,500
ALLOCABLE REVENUE TOTAL	65,052	0	65,052	0	65,052
8. OTHER STATE CONTRIBUTIONS NOT IN CHD TRUST FUND - STATE					
ADAP	0	0	0	647,224	647,224
PHARMACY DRUG PROGRAM	0	0	0	51,263	51,263
WIC PROGRAM	0	0	0	3,491,592	3,491,592
BUREAU OF PUBLIC HEALTH LABORATORIES	0	0	0	23,684	23,684
IMMUNIZATIONS	0	0	0	568,321	568,321
OTHER STATE CONTRIBUTIONS TOTAL	0	0	0	4,782,084	4,782,084
9. DIRECT LOCAL CONTRIBUTIONS - BCC/TAX DISTRICT					
008005 CHD LOCAL REVENUE & EXPENDITURES	0	651,799	651,799	0	651,799
DIRECT COUNTY CONTRIBUTIONS TOTAL	0	651,799	651,799	0	651,799
10. FEES AUTHORIZED BY COUNTY ORDINANCE OR RESOLUTION - COUNTY					
001073 CHD CLINIC FEES	0	1,104,814	1,104,814	0	1,104,814
001077 CHD CLINIC FEES	0	63,366	63,366	0	63,366
001094 CHD LOCAL ENVIRONMENTAL FEES	0	225,452	225,452	0	225,452
001110 VITAL STATISTICS CERTIFIED RECORDS	0	276,348	276,348	0	276,348
FEES AUTHORIZED BY COUNTY TOTAL	0	1,669,980	1,669,980	0	1,669,980
11. OTHER CASH AND LOCAL CONTRIBUTIONS - COUNTY					
001029 CHD CLINIC FEES	0	368,345	368,345	0	368,345
001090 CHD CLINIC FEES	0	1,452	1,452	0	1,452
005000 CHD LOCAL REVENUE & EXPENDITURES	0	4,500	4,500	0	4,500
007010 RYAN WHITE TITLE III - DIRECT TO CHD	0	249,400	249,400	0	249,400
007010 RYAN WHITE TITLE III - DIRECT TO CHD	0	75,496	75,496	0	75,496
011001 HEALTHY START DATA MANAGEMENT	0	2,143	2,143	0	2,143
090002 DRAW DOWN FROM PUBLIC HEALTH UNIT	0	438,953	438,953	0	438,953


FINANCIAL STATEMENTS

STATE OF CALIFORNIA - COUNTY OF SAN DIEGO

STATE OF CALIFORNIA - COUNTY OF SAN DIEGO

STATE OF CALIFORNIA - COUNTY OF SAN DIEGO

	(Col. 1) (Col. 2)	(Col. 3)	(Col. 4)	(Col. 5)	(Col. 6)
	(Cash)	(Contrib)	(Contrib)	(Contrib)	(Total)
OTHER CASH AND LOCAL CONTRIBUTIONS TOTAL	0	262,383	262,383	0	262,383
12. ALLOCABLE REVENUE - COUNTY					
018000 CHD CLINIC FEES	0	1,450	1,450	0	1,450
031005 COASTAL BEACH QUALITY MONITORING	0	1,311	1,311	0	1,311
031005 COUNTY HEALTH SYSTEMS HOLDBACK	0	59,791	59,791	0	59,791
031005 TRUST FOR AMERICA'S HEALTH AGREEMENT	0	2,500	2,500	0	2,500
COUNTY ALLOCABLE REVENUE TOTAL	0	65,052	65,052	0	65,052
13. BUILDINGS - COUNTY					
ANNUAL RENTAL EQUIVALENT VALUE	0	0	0	440,412	440,412
JANITORIAL	0	0	0	76,000	76,000
UTILITIES	0	0	0	0	0
BUILDING MAINTENANCE	0	0	0	0	0
GROUNDS MAINTENANCE	0	0	0	0	0
INSURANCE	0	0	0	0	0
OTHER (Specify)	0	0	0	0	0
OTHER (Specify)	0	0	0	0	0
BUILDINGS TOTAL	0	0	0	516,412	516,412
14. OTHER COUNTY CONTRIBUTIONS NOT IN CHD TRUST FUND - COUNTY					
EQUIPMENT / VEHICLE PURCHASES	0	0	0	0	0
VEHICLE INSURANCE	0	0	0	0	0
VEHICLE MAINTENANCE	0	0	0	0	0
OTHER COUNTY CONTRIBUTION (SPECIFY)	0	0	0	0	0
OTHER COUNTY CONTRIBUTION (SPECIFY)	0	0	0	0	0
OTHER COUNTY CONTRIBUTIONS TOTAL	0	0	0	0	0
GRAND TOTAL CHD PROGRAM	4,173,185	3,831,257	8,004,442	5,298,496	13,302,938



A. COMMUNICABLE DISEASE CONTROL:

IMMUNIZATION (101)	3.66	4,091	5,110	51,940	60,582	51,940	60,581	173,297	51,746	225,043
SEXUALLY TRANS. DIS. (102)	5.29	1,555	2,134	114,316	133,336	114,316	133,335	122,534	372,769	495,303
HIV/AIDS PREVENTION (03A1)	1.59	0	1,727	18,723	21,889	18,723	21,889	81,124	0	81,124
HIV/AIDS SURVEILLANCE (03A2)	0.00	0	0	0	0	0	0	0	0	0
HIV/AIDS PATIENT CARE (03A3)	12.50	263	1,205	379,786	442,974	379,786	442,974	237,155	1,408,365	1,645,520
ADAP (03A4)	0.61	89	549	7,970	9,297	7,970	9,297	34,534	0	34,534
TUBERCULOSIS (104)	1.01	41	160	21,215	24,744	21,215	24,744	91,918	0	91,918
COMM. DIS. SURV. (106)	5.96	0	2,852	82,681	96,437	82,681	96,438	131,256	226,981	358,237
HEPATITIS (109)	0.03	70	96	479	559	479	559	2,076	0	2,076
PREPAREDNESS AND RESPONSE (110)	5.72	0	188	112,806	131,574	112,806	131,573	428,968	59,791	488,759
REFUGEE HEALTH (118)	0.00	0	0	0	0	0	0	0	0	0
VITAL RECORDS (180)	1.78	8,733	19,370	24,780	28,902	24,780	28,902	0	107,964	107,964
COMMUNICABLE DISEASE SUBTOTAL	38.15	14,842	33,391	814,696	950,244	814,696	950,242	1,302,862	2,227,016	3,529,878

B. PRIMARY CARE:

CHRONIC DISEASE PREVENTION PRO (210)	1.12	1,837	158	18,155	21,176	18,155	21,176	78,662	0	78,662
WIC (21W1)	18.12	8,169	53,284	252,242	294,210	252,242	294,211	1,092,905	0	1,092,905
TOBACCO USE INTERVENTION (212)	2.77	0	357	45,364	52,911	45,364	52,910	196,549	0	196,549
WIC BREASTFEEDING PEER COUNSELING (21W2)	1.09	0	3,188	4,826	5,628	4,826	5,628	20,908	0	20,908
FAMILY PLANNING (223)	11.60	3,130	6,644	178,333	208,004	178,333	208,003	377,380	395,293	772,673
IMPROVED PREGNANCY OUTCOME (225)	0.00	0	0	0	0	0	0	0	0	0
HEALTHY START PRENATAL (227)	0.07	7,252	33,306	752	877	752	876	1,114	2,143	3,257
COMPREHENSIVE CHILD HEALTH (229)	0.00	0	0	0	0	0	0	0	0	0
HEALTHY START CHILD (231)	0.00	0	0	0	0	0	0	0	0	0
SCHOOL HEALTH (234)	3.35	0	235,019	54,561	63,639	54,561	63,638	236,399	0	236,399
COMPREHENSIVE ADULT HEALTH (237)	0.22	213	271	3,346	3,903	3,346	3,904	5,810	8,689	14,499
COMMUNITY HEALTH DEVELOPMENT (238)	4.34	0	951	88,234	102,915	88,234	102,915	252,660	129,638	382,298
DENTAL HEALTH (240)	13.57	4,108	7,875	205,357	239,524	205,357	239,523	139,594	750,167	889,761
PRIMARY CARE SUBTOTAL	56.25	24,704	341,053	851,170	992,787	851,170	992,784	2,401,981	1,285,930	3,687,911

C. ENVIRONMENTAL HEALTH:

Water and Onsite Sewage Programs

COSTAL BEACH MONITORING (347)	0.22	289	302	3,980	4,642	3,980	4,643	15,934	1,311	17,245
LIMITED USE PUBLIC WATER SYSTEMS (357)	0.16	12	42	2,692	3,139	2,692	3,139	7,846	3,816	11,662
PUBLIC WATER SYSTEM (358)	0.00	0	0	0	0	0	0	0	0	0
PRIVATE WATER SYSTEM (359)	0.09	0	36	1,205	1,405	1,205	1,404	0	5,219	5,219
ONSITE SEWAGE TREATMENT & DISPOSAL (361)	4.72	1,148	2,174	68,865	80,322	68,865	80,322	214,244	84,130	298,374
Group Total	5.19	1,449	2,554	76,742	89,508	76,742	89,508	238,024	94,476	382,500

Facility Programs

TATTOO FACILITY SERVICES (344)	0.00	0	0	0	0	0	0	0	0	0
FOOD HYGIENE (348)	1.73	251	820	26,161	30,513	26,161	30,513	77,506	35,842	113,348

	(000)	(000)	(000)	(000)	(000)	(000)	(000)	(000)	(000)	(000)
BODY PIERCING FACILITIES SERVICES (349)	0.00	0	0	0	0	0	0	0	0	0
GROUP CARE FACILITY (351)	0.37	95	193	5,849	6,822	5,849	6,822	0	25,342	25,342
MIGRANT LABOR CAMP (352)	0.00	0	0	0	0	0	0	0	0	0
HOUSING & PUB. BLDG. (353)	0.00	0	0	0	0	0	0	0	0	0
MOBILE HOME AND PARK (354)	0.70	117	419	10,468	12,209	10,468	12,209	45,184	170	45,354
POOLS/BATHING PLACES (360)	1.63	395	1,670	24,441	28,508	24,441	28,509	45,700	60,199	105,899
BIOMEDICAL WASTE SERVICES (364)	0.00	0	0	0	0	0	0	0	0	0
TANNING FACILITY SERVICES (369)	0.17	27	102	2,546	2,970	2,546	2,970	2,968	8,064	11,032
Group Total	4.60	885	3,204	69,465	81,022	69,465	81,023	171,358	129,617	300,976
Groundwater Contamination										
STORAGE TANK COMPLIANCE SERVICES (355)	0.00	0	0	0	0	0	0	0	0	0
SUPER ACT SERVICES (356)	0.06	2	9	1,908	2,225	1,908	2,224	8,265	0	8,265
Group Total	0.06	2	9	1,908	2,225	1,908	2,224	8,265	0	8,265
Community Hygiene										
COMMUNITY ENVIR. HEALTH (345)	0.00	0	0	0	0	0	0	0	0	0
INJURY PREVENTION (346)	0.00	0	0	0	0	0	0	0	0	0
LEAD MONITORING SERVICES (350)	0.00	0	0	0	0	0	0	0	0	0
PUBLIC SEWAGE (362)	0.00	0	0	0	0	0	0	0	0	0
SOLID WASTE DISPOSAL SERVICE (363)	0.00	0	0	0	0	0	0	0	0	0
SANITARY NUISANCE (365)	0.55	318	371	8,385	9,780	8,385	9,779	0	36,329	36,329
RABIES SURVEILLANCE (366)	0.10	48	36	13,361	15,584	13,361	15,583	0	57,889	57,889
ARBORVIRUS SURVEIL (367)	0.00	0	0	0	0	0	0	0	0	0
RODENT/ARTHROPOD CONTROL (368)	0.00	0	0	0	0	0	0	0	0	0
WATER POLLUTION (370)	0.00	0	0	0	0	0	0	0	0	0
INDOOR AIR (371)	0.00	0	0	0	0	0	0	0	0	0
RADIOLOGICAL HEALTH (372)	0.00	0	0	0	0	0	0	0	0	0
TOXIC SUBSTANCES (373)	0.00	0	0	0	0	0	0	0	0	0
Group Total	0.65	366	407	21,746	25,364	21,746	25,362	0	94,218	94,218
ENVIRONMENTAL HEALTH SUBTOTAL	10.50	2,702	6,174	169,861	198,119	169,861	198,117	417,647	318,311	735,968
D. NON-OPERATIONAL COSTS:										
NON-OPERATIONAL COSTS (399)	0.00	0	0	3,831	4,469	3,831	4,469	16,600	0	16,600
ENVIRONMENTAL HEALTH SURCHARGE (399)	0.00	0	0	7,075	8,253	7,075	8,253	30,656	0	30,656
MEDICAID BUYBACK (611)	0.00	0	0	794	926	794	925	3,439	0	3,439
NON-OPERATIONAL COSTS SUBTOTAL	0.00	0	0	11,700	13,648	11,700	13,647	50,695	0	50,695
TOTAL CONTRACT	104.90	42,248	380,618	1,847,427	2,164,798	1,847,427	2,164,790	4,173,185	3,831,257	8,004,442

Okaloosa
Contract Management Variance Report
for Period 10/01/2018 to 09/30/2019

Program	Approved FTE	Planned FTE	% Variance FTE	Reported Client/Visits	Planned Client/Visits	% Variance Client/Visits	Reported Total Services	Planned Total Services	% Variance Total Services	Reported Expenditures	Planned Expenditures	% Variance Expenditures
Communicable Disease Section												
01:Immunization	4.08	3.66	11.48	3,651	4,091	-10.76	6,962	5,110	36.24	\$207,895.27	\$225,043.00	-7.62
02:Sexually Trans. Dis.	5.13	5.29	-3.02	1,478	1,553	-4.95	2,842	2,134	33.18	\$511,788.85	\$495,303.00	3.33
03:AIDS	13.66	14.70	-7.07	432	352	22.73	3,710	3,481	6.58	\$1,844,203.83	\$1,761,178.00	4.71
04:Tuberculosis	1.20	1.01	18.81	19	41	-53.66	205	160	28.13	\$89,318.78	\$91,918.00	-2.83
06:Comm. Dis. Surv.	8.73	5.96	46.48	0	0		3,142	2,852	10.17	\$401,342.41	\$358,237.00	12.03
09:Hepatitis	0.01	0.03	-66.67	86	70	22.86	115	96	19.79	\$508.10	\$2,076.00	-75.53
16:Preparedness and Response	7.61	5.72	33.04	0	0		113	188	-39.89	\$541,443.74	\$488,759.00	10.78
18:Refugee Health	0.00	0.00		0	0		0	0		\$0.00	\$0.00	
80:Vital Records	1.68	1.78	-5.62	9,124	8,733	4.48	20,625	19,370	6.48	\$101,580.04	\$107,364.00	-5.39
Communicable Disease Totals	42.10	38.15	-10.35	14,790	14,842	-0.35	37,714	33,391	12.95	\$3,698,081.02	\$3,529,878.00	-4.77
Primary Care Section												
10:Chronic Disease Prevention Pro	1.40	1.12	25.00	1,781	1,837	-3.05	170	158	7.59	\$85,282.75	\$78,662.00	8.42
12:Tobacco Use Intervention	2.72	2.77	-1.81	0	0		592	357	65.83	\$198,475.85	\$196,549.00	0.98
21:WIC	20.42	19.21	6.30	7,387	8,169	-9.57	49,197	56,472	-12.88	\$1,059,831.40	\$1,113,813.00	-4.85
23:Family Planning	12.17	11.60	4.91	3,808	3,130	21.66	9,728	6,644	46.42	\$859,895.90	\$772,673.00	11.29
25:Improved Pregnancy Outcome	0.00	0.00		0	0		0	0		\$0.00	\$0.00	
27:Healthy Start Prenatal	0.10	0.07	42.86	1,880	7,252	-74.08	9,683	33,306	-70.93	\$5,283.80	\$3,257.00	62.23
29:Comprehensive Child Health	0.00	0.00		0	0		0	0		\$0.00	\$0.00	
31:Healthy Start Child	0.01	0.00		670	0		4,884	0		\$260.00	\$0.00	
34:School Health	3.29	3.35	-1.79	0	0		352,269	235,019	49.89	\$226,269.19	\$236,399.00	-4.29
37:Comprehensive Adult Health	0.24	0.22	9.09	90	213	-57.75	125	271	-53.87	\$12,747.39	\$14,499.00	-12.08
38:Community Health Development	5.00	4.34	15.21	0	0		679	951	-28.60	\$383,455.69	\$382,298.00	0.30
40:Dental Health	11.81	13.57	-12.97	4,162	4,103	1.44	15,273	7,875	93.94	\$994,052.77	\$889,761.00	11.72
Primary Care Totals	57.16	56.25	1.62	19,778	24,704	-19.94	442,600	341,053	29.77	\$3,825,554.75	\$3,687,911.00	3.73
Environmental Health Section												

1:Water & Onsite Sewage	5.24	5.19	0.96	1,187	1,449	-18.08	2,109	2,554	-17.42	\$338,540.46	\$332,500.00	1.82
2:Facility Programs	5.67	4.60	23.26	1,268	885	43.28	3,152	3,204	-1.62	\$310,561.69	\$300,975.00	3.19
3:Groundwater Contamination Program	0.11	0.06	83.33	0	2	-100.00	17	9	88.89	\$4,685.48	\$8,265.00	5.09
4:Community Hygiene	1.75	0.65	169.23	404	366	10.38	665	407	63.39	\$97,972.33	\$94,218.00	3.98
Environmental Health	17.77	10.50	27.82	3,759	2,702	5.91	5,943	6,374	-3.74	\$755,779.97	\$735,958.00	2.69
Totals	172.03	104.90	6.80	37,427	42,248	-11.61	48,237	30,618	22.75	\$4,279,183.73	\$7,933,710.00	4.09



Okaloosa DE580 Analysis of Fund Equities Report

Note: This report is based upon Schedule C, FIRS
and year-to-date FLAIR transactions as of 09/30/2019

Okaloosa CHD (643646) DE580 Analysis of Fund Equities Report for fiscal year 2019-2020 as of 09/30/2019
Actual Year-to-Date (through Sep)

OCA	OCA Title	Beginning Cash	Revenues YTD	Expenditures YTD	Certified Forward Expenditures YTD	Actual Cash YTD
State						
1E000	ON SITE SEWAGE DISPOSAL PERMIT FEES	158.40	3,612.40	3,680.00	0.00	90.80
1O000	SANITATION CERTIFICATES (FOOD INSPECTION)	0.00	2,526.00	2,463.00	0.00	63.00
4B000	AIDS PATIENT CARE	0.00	25,000.00	13,980.86	0.00	11,019.14
4BAPS	AIDS PREVENTION & SURVEILLANCE - GENERAL REVENUE	0.00	5,230.00	1,096.22	0.00	4,133.78
7F000	CHD - TB COMMUNITY PROGRAM	2,443.58	14,841.00	2,839.40	2,443.52	12,001.66
9V000	STATE UNDERGROUND PETROLEUM RESPONSE ACT	0.00	0.00	726.47	0.00	(726.47)
ADA20	AIDS DRUG ASSISTANCE PROGRAM ADMIN HQ	0.00	6,146.82	7,457.39	0.00	(1,310.57)
ADA21	AIDS DRUG ASSISTANCE PROGRAM ADMIN HQ	0.00	0.00	0.00	0.00	0.00
B9000	SEPTIC TANK RESEARCH SURCHARGE	30.00	615.00	635.00	0.00	10.00
BPC17	WIC BREASTFEEDING PEER COUNSELING PROG	(1,370.92)	1,898.14	0.00	0.00	527.22
BPC18	WIC BREASTFEEDING PEER COUNSELING PROG	0.00	5,094.58	5,124.72	1,151.12	(1,181.26)
BPC19	WIC BREASTFEEDING PEER COUNSELING PROG	0.00	0.00	0.00	0.00	0.00
BY000	SEPTIC TANK VARIANCE FEES 50%	(746.00)	0.00	0.00	0.00	(746.00)
CBM19	COASTAL BEACH WATER QUALITY MONITORING	(871.76)	3,287.80	2,029.27	386.77	0.00
CBM20	COASTAL BEACH WATER QUALITY MONITORING	0.00	(837.01)	473.47	0.00	(1,310.48)
CIP18	COMPREHENSIVE COMMUNITY CARDIO - PHBG	0.00	1,614.21	2,080.29	0.00	(466.08)
CIP19	COMPREHENSIVE COMMUNITY CARDIO - PHBG	0.00	0.00	0.00	0.00	0.00
DNSPJ	DENTAL SPECIAL INITIATIVE PROJECTS	0.00	1,494.00	97.00	0.00	1,397.00
EHHBM	HEALTHY BEACHES MONITORING	0.00	14,388.00	121.77	0.00	14,266.23
ENVFE	CHD STATEWIDE ENVIRONMENTAL FEES	13,168.63	89,622.99	88,871.54	13,168.63	751.45
FMP20	FAMILY PLANNING TITLE X - GRANT	0.00	7,914.67	15,678.43	0.00	(7,763.76)
FMPGR	FAMILY PLANNING GENERAL REVENUE	0.00	13,668.00	7,968.48	0.00	5,699.52
HUFW9	HURRICANE CRISIS COAG FOOD AND WATER	0.00	1,501.13	1,501.13	0.00	0.00
IMM18	IMMUNIZATION ACTION PLAN	(205.11)	0.00	0.00	0.00	(205.11)
IMM20	IMMUNIZATION ACTION PLAN	0.00	4,381.81	5,965.28	0.00	(1,583.47)
K3000	PUBLIC SWIMMING POOL PERMIT FEES-10% HQ TRANSFER	7,550.00	1,387.50	8,937.50	0.00	0.00

M5000	DRINKING WATER PROGRAM OPERATIONS	0.00	43.50	25.50	0.00	18.00
MC238	MCH SPECIAL PRJCT UNPLANNED PREGNANCY	0.00	16,782.00	16,782.00	0.00	0.00
MC239	MCH SPECIAL PRJCT UNPLANNED PREGNANCY	0.00	2,160.77	3,687.23	0.00	(1,526.46)
NCGRV	CHD GENERAL REVENUE NON-CATEGORICAL	28,243.18	374,839.00	360,527.62	28,243.18	14,311.38
PCG00	PRIMARY CARE PROGRAM	0.00	61,267.00	39,020.02	0.00	22,246.98
PHCP0	BASE COMMUNITY PREPAREDNESS CAPABILITY	0.00	35,238.99	40,191.26	0.00	(4,952.27)
PHCP9	BASE COMMUNITY PREPAREDNESS CAPABILITY	(7,873.06)	10,649.01	603.14	2,172.81	0.00
PHEI0	BASE EMERGENCY OPERATIONS COORDINATON (ESF8)	0.00	9,821.03	12,364.99	0.00	(2,543.96)
PHEI9	BASE PUB HLTH SURVEILLANCE & EPI INVESTIGATION	(1,869.30)	4,168.13	221.34	2,077.49	0.00
PHRP0	BASE REGIONAL PREPAREDNESS CAPABILITY	0.00	6,596.86	8,652.68	0.00	(2,055.82)
R9000	TANNING FACILITIES	0.00	176.50	176.50	0.00	0.00
RSIRB	PUBLIC HLTH RESEARCH - IRB PROGRAM	2,094.00	0.00	0.00	0.00	2,094.00
SCHGR	SCHOOL HEALTH SERVICES - GENERAL REVENUE	9,123.60	44,310.00	34,531.81	6,585.71	12,316.08
SEWTN	ONSITE SEWAGE TRAINING CENTER	5.00	235.00	235.00	0.00	5.00
TCI19	TOBACCO STATE AND COMMUNITY INTERVENTIONS	5,395.61	0.00	146.27	5,349.98	(100.64)
TCI20	TOBACCO STATE AND COMMUNITY INTERVENTIONS	0.00	37,672.00	28,924.97	0.00	8,747.03
UQ000	MOBILE HOME & RV PARK FEES	0.00	1,097.20	1,077.20	0.00	20.00
WIC19	WIC PROGRAM ADMINISTRATION	(32,850.64)	197,062.83	199,624.48	0.00	(35,412.29)
WIC20	WIC PROGRAM ADMINISTRATION	0.00	0.00	0.00	0.00	0.00
State Total		22,425.21	1,005,506.86	918,519.23	61,579.21	47,833.63
Local						
340BP	340B PRESCRIPTION DRUG SERVICE AGREEMENT	0.00	483,113.15	308,610.06	0.00	174,503.09
CBWQM	COASTAL BEACH QUALITY MONITORING	0.00	0.00	0.00	0.00	0.00
CLFEE	CHD CLINIC FEES	455,212.03	380,730.85	542,821.21	83,166.46	209,955.21
ENVLF	CHD LOCAL ENVIRONMENTAL FEES	342,493.63	73,070.00	19,938.95	4,785.70	390,838.98
HSDMT	HEALTHY START DATA MANAGEMENT	0.00	267.60	469.40	0.00	(201.80)
JV000	VITAL STATISTICS CERTIFIED RECORDS	145,017.67	73,057.50	98,299.99	44,664.40	75,110.78
LOGOV	CHD LOCAL REVENUE & EXPENDITURES	(31,458.70)	150,703.26	121,975.99	18,679.71	(21,411.14)
RWT20	RYAN WHITE TITLE III - DIRECT TO CHD	(47,805.59)	47,805.59	95,775.68	2,401.95	(98,177.63)
RWT21	RYAN WHITE TITLE III - DIRECT TO CHD	0.00	0.00	0.00	0.00	0.00
SALGS	CHD SALE OF SERVICES IN OR OUTSIDE OF STATE GOVT	0.00	0.00	(42.00)	0.00	42.00
TFAH9	TRUST FOR AMERICAS HEALTH AGREEMENT	5,000.00	0.00	0.00	0.00	5,000.00
TSDRN	TROPICAL STORM DORIAN	0.00	0.00	98.00	0.00	(98.00)
TSIRM	HURRICANE IRMA EXECUTIVE ORDER 17-235	17.00	0.00	0.00	0.00	17.00
Local Total		868,476.04	1,208,747.95	1,187,947.28	153,698.22	735,578.49

Grand Total

890,901.25 2,214,254.81 2,106,466.51 215,277.43 783,412.12

Mission:

To protect, promote & improve the health of all people in Florida through integrated state, county & community efforts.



Ron DeSantis
Governor

Vision: To be the Healthiest State in the Nation

April 15, 2019

The Honorable Kelly Windes
Okaloosa Board of County Commissioners
302 N Wilson Street, Suite 203
Crestview, FL 32536

CONTRACT#: C13-2061-HD
FLORIDA DEPT OF HEALTH
RENOVATION AGREEMENT W/HEALTH DEPT
EXPIRES: INDEFINITE

RE: FY 2018-19 Contract between the Okaloosa Board of County Commissioners and the Department of Health for operation of the Okaloosa County Health Department

Dear Chairman Windes:

The above-referenced Core Contract and Section 154.02, Florida Statutes, require that the Department of Health submit quarterly reports to the County with the following information.

As specified in Section 4., Paragraph d., enclosed are updated Attachment II Part II and Part III Revenue and Expenditure Attachments. These attachments reflect any revenue or expenditure adjustments since the previous quarter.

As specified in Section 6., Paragraphs o.i and ii, also enclosed are the DE385L1 Contract Management Variance Report and the DE580L1 Analysis of Fund Equities Report. A written explanation is provided for any service level expenditure variance that deviates more than 25 percent from the planned service expenditure amount and exceeds three percent of the total planned expenditures for the corresponding level of service at the end of the contract year.

If you have any questions, please feel free to contact Susan Wagner at (850)344-0515.

Sincerely,

A handwritten signature in black ink, appearing to read "Karen A. Chapman".

Karen A. Chapman, MD, MPH
Director
Okaloosa County Health Department

Enclosures

Cc: Demonica Connell, Office of Budget and Revenue Management

Florida Department of Health
in OKALOOSA COUNTY
221 Hospital Dr. NE, Ft Walton Beach, FL 32548
PHONE: 850/833-9240 • FAX 850/833-9252
www.healthokaloosa.com



Accredited Health Department
Public Health Accreditation Board

ATTACHMENT II

OKALOOSA COUNTY HEALTH DEPARTMENT

Part II: Sources of Contributions to County Health Department

October 1, 2018 to September 30, 2019

	State CHD Trust Fund (cash)	County CHD Trust Fund	Total CHD Trust Fund (cash)	Other Contribution	Total
1. GENERAL REVENUE - STATE					
015040 AIDS PATIENT CARE	100,000	0	100,000	0	100,000
015040 AIDS PREVENTION & SURVEILLANCE - GENERAL REVENUE	20,920	0	20,920	0	20,920
015040 CHD - TB COMMUNITY PROGRAM	60,607	0	60,607	0	60,607
015040 DENTAL SPECIAL INITIATIVE PROJECTS	5,977	0	5,977	0	5,977
015040 FAMILY PLANNING GENERAL REVENUE	78,781	0	78,781	0	78,781
015040 PRIMARY CARE PROGRAM	245,068	0	245,068	0	245,068
015040 SCHOOL HEALTH SERVICES - GENERAL REVENUE	177,240	0	177,240	0	177,240
015050 CHD GENERAL REVENUE NON-CATEGORICAL	1,499,358	0	1,499,358	0	1,499,358
GENERAL REVENUE TOTAL	2,187,951	0	2,187,951	0	2,187,951
2. NON GENERAL REVENUE - STATE					
015010 STATE UNDERGROUND PETROLEUM RESPONSE ACT	4,309	0	4,309	0	4,309
015010 TOBACCO STATE AND COMMUNITY INTERVENTIONS	150,688	0	150,688	0	150,688
NON GENERAL REVENUE TOTAL	154,997	0	154,997	0	154,997
3. FEDERAL FUNDS - STATE					
007000 WIC BREASTFEEDING PEER COUNSELING PROG	48,571	0	48,571	0	48,571
007000 COASTAL BEACH WATER QUALITY MONITORING	11,445	0	11,445	0	11,445
007000 COMPREHENSIVE COMMUNITY CARDIO - PHBG	35,000	0	35,000	0	35,000
007000 CMS-MCH PURCHASED CLIENT SERVICES	16,342	0	16,342	0	16,342
007000 FAMILY PLANNING TITLE X - GRANT	175,528	0	175,528	0	175,528
007000 HURRICANE CRISIS COAG FOOD AND WATER	887	0	887	0	887
007000 HEP A RESPONSE - IMMUNIZATION GRANT	30,000	0	30,000	0	30,000
007000 IMMUNIZATION ACTION PLAN	43,423	0	43,423	0	43,423
007000 MCH SPECIAL PRJCT UNPLANNED PREGNANCY	65,222	0	65,222	0	65,222
007000 BASE COMMUNITY PREPAREDNESS CAPABILITY	148,775	0	148,775	0	148,775
007000 BASE PUB HLTH SURVEILLANCE & EPI INVESTIGATION	48,440	0	48,440	0	48,440
007000 WIC PROGRAM ADMINISTRATION	856,444	0	856,444	0	856,444
015075 INSPECTIONS OF SUMMER FEEDING PROGRAM - DOE	1,485	0	1,485	0	1,485
018005 AIDS DRUG ASSISTANCE PROGRAM ADMIN HQ	21,568	0	21,568	0	21,568
FEDERAL FUNDS TOTAL	1,503,130	0	1,503,130	0	1,503,130
4. FEES ASSESSED BY STATE OR FEDERAL RULES - STATE					
001020 CHD STATEWIDE ENVIRONMENTAL FEES	125,930	0	125,930	0	125,930
001092 CHD STATEWIDE ENVIRONMENTAL FEES	143,982	0	143,982	0	143,982
001206 ON SITE SEWAGE DISPOSAL PERMIT FEES	12,429	0	12,429	0	12,429
001206 SANITATION CERTIFICATES (FOOD INSPECTION)	3,287	0	3,287	0	3,287
001206 SEPTIC TANK RESEARCH SURCHARGE	1,330	0	1,330	0	1,330
001206 SEPTIC TANK VARIANCE FEES 50%	250	0	250	0	250
001206 PUBLIC SWIMMING POOL PERMIT FEES-10% HQ TRANSFER	8,925	0	8,925	0	8,925
001206 DRINKING WATER PROGRAM OPERATIONS	108	0	108	0	108
001206 TANNING FACILITIES	327	0	327	0	327
001206 ONSITE SEWAGE TRAINING CENTER	1,050	0	1,050	0	1,050
001206 MOBILE HOME & RV PARK FEES	1,401	0	1,401	0	1,401

ATTACHMENT II

ORACOGOSA COUNTY HEALTH DEPARTMENT

Part II, Sources of Contributions to County Health Department

October 1, 2018 to September 30, 2019

	State CHD Trust Fund (cash)	County CHD Trust Fund	Total CHD Trust Fund (cash)	Other Contribution	Total
FEEES ASSESSED BY STATE OR FEDERAL RULES TOTAL	299,019	0	299,019	0	299,019
5. OTHER CASH CONTRIBUTIONS - STATE:					
	0	0	0	0	0
090001 DRAW DOWN FROM PUBLIC HEALTH UNIT	64,347	0	64,347	0	64,347
OTHER CASH CONTRIBUTION TOTAL	64,347	0	64,347	0	64,347
6. MEDICAID - STATE/COUNTY:					
001057 CHD CLINIC FEES	0	179,362	179,362	0	179,362
001148 CHD CLINIC FEES	0	902,662	902,662	0	902,662
MEDICAID TOTAL	0	1,081,924	1,081,924	0	1,081,924
7. ALLOCABLE REVENUE - STATE:					
018000 CHD CLINIC FEES	1,450	0	1,450	0	1,450
031005 COASTAL BEACH QUALITY MONITORING	1,311	0	1,311	0	1,311
031005 COUNTY HEALTH SYSTEMS HOLDBACK	61,291	0	61,291	0	61,291
ALLOCABLE REVENUE TOTAL	64,052	0	64,052	0	64,052
8. OTHER STATE CONTRIBUTIONS NOT IN CHD TRUST FUND - STATE					
ADAP	0	0	0	647,224	647,224
PHARMACY DRUG PROGRAM	0	0	0	51,263	51,263
WIC PROGRAM	0	0	0	3,491,592	3,491,592
BUREAU OF PUBLIC HEALTH LABORATORIES	0	0	0	23,684	23,684
IMMUNIZATIONS	0	0	0	568,321	568,321
OTHER STATE CONTRIBUTIONS TOTAL	0	0	0	4,782,084	4,782,084
9. DIRECT LOCAL CONTRIBUTIONS - BCC/TAX DISTRICT					
008005 CHD LOCAL REVENUE & EXPENDITURES	0	601,661	601,661	0	601,661
DIRECT COUNTY CONTRIBUTIONS TOTAL	0	601,661	601,661	0	601,661
10. FEES AUTHORIZED BY COUNTY ORDINANCE OR RESOLUTION - COUNTY					
001073 CHD CLINIC FEES	0	1,117,924	1,117,924	0	1,117,924
001077 CHD CLINIC FEES	0	52,468	52,468	0	52,468
001094 CHD LOCAL ENVIRONMENTAL FEES	0	215,976	215,976	0	215,976
001110 VITAL STATISTICS CERTIFIED RECORDS	0	274,719	274,719	0	274,719
FEES AUTHORIZED BY COUNTY TOTAL	0	1,661,087	1,661,087	0	1,661,087
11. OTHER CASH AND LOCAL CONTRIBUTIONS - COUNTY					
001029 CHD CLINIC FEES	0	390,301	390,301	0	390,301
001090 CHD CLINIC FEES	0	1,347	1,347	0	1,347
005000 CHD LOCAL REVENUE & EXPENDITURES	0	4,500	4,500	0	4,500
007010 RYAN WHITE TITLE III - DIRECT TO CHD	0	249,400	249,400	0	249,400
007010 RYAN WHITE TITLE III - DIRECT TO CHD	0	78,037	78,037	0	78,037
011001 HEALTHY START DATA MANAGEMENT	0	1,904	1,904	0	1,904
090002 DRAW DOWN FROM PUBLIC HEALTH UNIT	0	-304,363	-304,363	0	-304,363
OTHER CASH AND LOCAL CONTRIBUTIONS TOTAL	0	421,126	421,126	0	421,126

ATTACHMENT II

OKALOOSA COUNTY HEALTH DEPARTMENT

Part II, Sources of Contributions to County Health Department

October 1, 2018 to September 30, 2019

	State CHD Trust Fund (cash)	County CHD Trust Fund	Total CHD Trust Fund (cash)	Other Contribution	Total
12. ALLOCABLE REVENUE - COUNTY					
018000 CHD CLINIC FEES	0	1,450	1,450	0	1,450
031005 COASTAL BEACH QUALITY MONITORING	0	1,311	1,311	0	1,311
031005 COUNTY HEALTH SYSTEMS HOLDBACK	0	61,291	61,291	0	61,291
COUNTY ALLOCABLE REVENUE TOTAL	0	64,052	64,052	0	64,052
13. BUILDINGS - COUNTY					
ANNUAL RENTAL EQUIVALENT VALUE	0	0	0	440,412	440,412
JANITORIAL	0	0	0	76,000	76,000
UTILITIES	0	0	0	0	0
BUILDING MAINTENANCE	0	0	0	0	0
GROUNDS MAINTENANCE	0	0	0	0	0
INSURANCE	0	0	0	0	0
OTHER (Specify)	0	0	0	0	0
OTHER (Specify)	0	0	0	0	0
BUILDINGS TOTAL	0	0	0	516,412	516,412
14. OTHER COUNTY CONTRIBUTIONS NOT IN CHD TRUST FUND - COUNTY					
EQUIPMENT / VEHICLE PURCHASES	0	0	0	0	0
VEHICLE INSURANCE	0	0	0	0	0
VEHICLE MAINTENANCE	0	0	0	0	0
OTHER COUNTY CONTRIBUTION (SPECIFY)	0	0	0	0	0
OTHER COUNTY CONTRIBUTION (SPECIFY)	0	0	0	0	0
OTHER COUNTY CONTRIBUTIONS TOTAL	0	0	0	0	0
GRAND TOTAL CHD PROGRAM	4,273,496	3,829,850	8,103,346	5,298,496	13,401,842

ATTACHMENT II

OKALOOSA COUNTY HEALTH DEPARTMENT

Part III, Planned Staffing, Clients, Services and Expenditures By Program Service Area Within Each Level of Service

October 1, 2018 to September 30, 2019

Quarterly Expenditure Plan

	FTE's (0.00)	Clients/ Services/ Units	Visits	Quarterly Expenditure Plan				State	County	Grand Total
				1st	2nd	3rd	4th			
				(Whole dollars only)						
A. COMMUNICABLE DISEASE CONTROL:										
IMMUNIZATION (101)	3.66	4,091	5,110	37,863	64,153	97,863	94,153	203,297	90,735	294,032
SEXUALLY TRANS. DIS. (102)	5.29	1,555	2,134	106,182	123,848	106,182	123,848	122,534	337,526	460,060
HIV/AIDS PREVENTION (03A1)	1.59	0	1,727	18,640	21,742	18,640	21,742	80,764	0	80,764
HIV/AIDS SURVEILLANCE (03A2)	0.00	0	0	0	0	0	0	0	0	0
HIV/AIDS PATIENT CARE (03A3)	12.49	262	1,204	385,607	449,763	385,607	449,763	225,379	1,445,361	1,670,740
ADAP (03A4)	0.61	89	549	7,943	9,264	7,943	9,263	34,413	0	34,413
TUBERCULOSIS (104)	1.01	41	160	21,168	24,690	21,168	24,691	91,717	0	91,717
COMM. DIS. SURV. (106)	6.95	0	2,847	88,014	102,657	88,014	102,657	131,607	249,735	381,342
HEPATITIS (109)	0.03	70	96	478	557	478	556	2,069	0	2,069
PREPAREDNESS AND RESPONSE (116)	5.71	0	188	113,377	132,240	113,377	132,239	429,942	61,291	491,233
REFUGEE HEALTH (118)	0.00	0	0	0	0	0	0	0	0	0
VITAL RECORDS (180)	1.78	8,733	19,370	24,906	29,049	24,906	29,049	0	107,910	107,910
COMMUNICABLE DISEASE SUBTOTAL	38.12	14,841	33,355	804,178	957,953	864,178	987,961	1,321,722	2,292,558	3,614,280
B. PRIMARY CARE:										
CHRONIC DISEASE PREVENTION PRO (210)	1.12	1,837	168	18,111	21,124	18,111	21,125	78,471	0	78,471
WIC (21W1)	18.10	8,160	53,225	230,925	292,373	260,925	312,674	1,087,197	0	1,087,197
TOBACCO USE INTERVENTION (212)	2.76	0	356	45,254	52,783	45,254	52,783	196,074	0	196,074
WIC BREASTFEEDING PEER COUNSELING (21W2)	1.71	0	5,002	5,506	1,086	15,506	45,087	67,185	0	67,185
FAMILY PLANNING (223)	11.59	3,128	6,639	177,806	207,388	177,806	207,388	425,465	344,923	770,388
IMPROVED PREGNANCY OUTCOME (225)	0.00	0	0	0	0	0	0	0	0	0
HEALTHY START PRENATAL (227)	0.07	7,252	33,306	694	809	694	810	1,103	1,304	3,007
COMPREHENSIVE CHILD HEALTH (229)	0.00	0	0	0	0	0	0	0	0	0
HEALTHY START CHILD (231)	0.00	0	0	0	0	0	0	0	0	0
SCHOOL HEALTH (234)	3.35	0	235,019	54,427	63,483	54,427	63,484	235,821	0	235,821
COMPREHENSIVE ADULT HEALTH (237)	0.22	213	271	3,337	3,892	3,337	3,892	5,097	9,361	14,458
COMMUNITY HEALTH DEVELOPMENT (238)	4.34	0	951	84,960	99,095	84,960	99,096	240,615	127,496	368,111
DENTAL HEALTH (240)	13.74	4,155	7,974	204,850	238,933	204,850	238,933	162,266	725,300	887,566
PRIMARY CARE SUBTOTAL	57.00	24,745	342,901	825,870	981,266	855,870	1,045,272	2,499,294	1,208,984	3,708,278
C. ENVIRONMENTAL HEALTH:										
Water and Onsite Sewage Programs										
COSTAL BEACH MONITORING (347)	0.22	289	302	4,082	4,762	4,082	4,762	16,377	1,311	17,688
LIMITED USE PUBLIC WATER SYSTEMS (357)	0.16	12	42	2,768	3,229	2,768	3,228	7,738	4,255	11,993
PUBLIC WATER SYSTEM (358)	0.00	0	0	0	0	0	0	0	0	0
PRIVATE WATER SYSTEM (359)	0.09	0	36	1,243	1,449	1,243	1,449	0	5,384	5,384
ONSITE SEWAGE TREATMENT & DISPOSAL (361)	4.72	1,148	2,174	75,708	88,305	75,708	88,305	210,303	117,723	328,026
Group Total	5.19	1,449	2,554	83,801	97,745	83,801	97,744	234,418	128,673	363,091
Facility Programs										
TATTOO FACILITY SERVICES (344)	0.00	0	0	0	0	0	0	0	0	0
FOOD HYGIENE (348)	1.73	251	820	26,982	31,471	26,982	31,470	64,056	52,249	116,905

ATTACHMENT II

OKALOOSA COUNTY HEALTH DEPARTMENT

**Part III. Planned Staffing, Clients, Services and Expenditures By Program Service Area Within Each Level of Service
October 1, 2018 to September 30, 2019**

	MTE's (0.00)	Clients/Services/		Quarterly Expenditure Plan				State	County	Grand Total
		Units	Visits	1st	2nd	3rd	4th			
				(Whole dollars only)						
BODY PIERCING FACILITIES SERVICES (349)	0.00	0	0	0	0	0	0	0	0	0
GROUP CARE FACILITY (351)	0.37	95	193	6,028	7,031	6,028	7,031	0	26,118	26,118
MIGRANT LABOR CAMP (352)	0.00	0	0	0	0	0	0	0	0	0
HOUSING & PUB. BLDG. (353)	0.00	0	0	0	0	0	0	0	0	0
MOBILE HOME AND PARK (354)	0.70	117	419	10,797	12,593	10,797	12,594	46,781	0	40,781
POOLS/BATHING PLACES (360)	1.63	395	1,070	25,209	29,403	25,209	29,402	47,200	62,023	109,223
BIOMEDICAL WASTE SERVICES (364)	0.00	0	0	0	0	0	0	0	0	0
TANNING FACILITY SERVICES (369)	0.17	27	102	2,624	3,060	2,624	3,060	2,968	8,400	11,368
Group Total	4.60	885	3,204	71,640	83,558	71,640	83,557	161,805	148,790	310,395
Groundwater Contamination										
STORAGE TANK COMPLIANCE SERVICES (355)	0.00	0	0	0	0	0	0	0	0	0
SUPER ACT SERVICES (356)	0.06	2	9	1,687	1,968	1,687	1,969	7,311	0	7,311
Group Total	0.06	2	9	1,687	1,968	1,687	1,969	7,311	0	7,311
Community Hygiene										
COMMUNITY ENVIR. HEALTH (346)	0.00	0	0	0	0	0	0	0	0	0
INJURY PREVENTION (346)	0.00	0	0	0	0	0	0	0	0	0
LEAD MONITORING SERVICES (350)	0.00	0	0	0	0	0	0	0	0	0
PUBLIC SEWAGE (362)	0.00	0	0	0	0	0	0	0	0	0
SOLID WASTE DISPOSAL SERVICE (363)	0.00	0	0	0	0	0	0	0	0	0
SANITARY NUISANCE (365)	0.55	318	371	24,645	10,083	1,645	1,082	0	37,455	37,455
RABIES SURVEILLANCE (366)	0.10	48	36	6,090	3,605	3,090	605	0	13,390	13,390
ARBORVIRUS SURVEIL (367)	0.00	0	0	0	0	0	0	0	0	0
RODENT/ARTHROPOD CONTROL (368)	0.00	0	0	0	0	0	0	0	0	0
WATER POLLUTION (370)	0.00	0	0	0	0	0	0	0	0	0
INDOOR AIR (371)	0.00	0	0	0	0	0	0	0	0	0
RADIOLOGICAL HEALTH (372)	0.00	0	0	0	0	0	0	0	0	0
TOXIC SUBSTANCES (373)	0.00	0	0	0	0	0	0	0	0	0
Group Total	0.65	368	407	30,735	13,688	4,795	1,687	0	50,845	50,845
ENVIRONMENTAL HEALTH SUBTOTAL	10.50	2,702	6,174	187,865	196,959	161,863	184,957	403,334	328,308	731,642
D. NON-OPERATIONAL COSTS:										
NON-OPERATIONAL COSTS (599)	0.00	0	0	3,831	4,469	3,831	4,469	16,600	0	16,600
ENVIRONMENTAL HEALTH SURCHARGE (399)	0.00	0	0	6,718	7,836	6,718	7,835	29,107	0	29,107
MEDICAID BUYBACK (611)	0.00	0	0	794	926	794	925	3,439	0	3,439
NON-OPERATIONAL COSTS SUBTOTAL	0.00	0	0	11,343	13,231	11,343	13,229	49,146	0	49,146
TOTAL CONTRACT	105.62	42,288	382,460	1,829,254	2,149,419	1,803,254	2,231,419	4,273,496	3,829,850	8,103,346

Okaloosa
Contract Management Variance Report
for Period 10/01/2018 to 03/31/2019

Program	Reported FTE	Planned FTE	% Variance FTE	Reported Clients/Units	Planned Clients/Units	% Variance Clients/Units	Reported Visits/Services	Planned Visits/Services	% Variance Visits/Services	Reported Expenditures	Planned Expenditures	% Variance Expenditures
Communicable Disease Section												
01:Immunization	3.67	3.68	0.27	1,539	2,046	-24.76	2,270	2,555	-11.15	\$91,444.52	\$102,016.00	-10.36
02:Sexually Transm. Dis.	5.09	5.29	-3.78	741	778	-4.69	1,212	1,087	13.59	\$244,334.86	\$230,030.00	6.22
03:AIDS	11.91	14.69	-18.92	108	176	-38.46	1,451	1,740	-16.61	\$861,907.07	\$992,959.00	-3.48
04:Tuberculosis	0.88	1.01	-12.87	11	21	-46.34	75	80	-6.25	\$42,489.80	\$45,858.00	-7.34
06:Comm. Dis. Surv.	7.36	5.95	23.70	0	0		1,149	1,424	-19.28	\$175,959.20	\$190,671.00	-7.72
09:Hepatitis	0.01	0.03	-66.67	29	35	-17.14	43	48	-10.42	\$204,77	\$1,035.00	-80.22
16:Preparedness and Response	7.61	5.71	33.27	0	0		58	94	-38.30	\$226,385.20	\$245,617.00	-7.75
18:Refugee Health	0.00	0.00		0	0		0	0		\$0.00	\$0.00	
80:Vital Records	1.58	1.78	-5.62	4,339	4,367	-0.63	10,031	9,685	3.57	\$90,027.96	\$93,955.00	-2.28
Communicable Disease Totals	38.21	38.12	0.24	6,767	7,421	-8.81	16,289	16,893	-2.42	\$1,666,933.37	\$1,742,541.00	-3.93
Primary Care Section												
10:Chronic Disease Prevention Pro	1.40	1.12	25.00	171	919	-81.38	69	79	-12.66	\$41,077.67	\$39,235.00	4.54
12:Tobacco Use Intervention	2.64	2.76	-4.35	0	0		265	178	48.88	\$95,628.74	\$98,037.00	-2.46
21:WIC	18.53	19.81	-6.46	2,129	4,080	-47.82	22,760	29,114	-21.82	\$494,318.37	\$530,190.00	-6.77
23:Family Planning	11.21	11.59	-3.28	1,383	1,564	-1.34	3,527	3,320	6.25	\$404,042.27	\$385,194.00	4.89
25:Improved Pregnancy Outcome	0.00	0.00		0	0		0	0		\$0.00	\$0.00	
27:Healthy Start Prenatal	0.09	0.07	28.57	798	3,626	-77.99	2,859	16,653	-82.83	\$2,537.24	\$1,503.00	68.81
29:Comprehensive Child Health	0.00	0.00		0	0		0	0		\$0.00	\$0.00	
31:Healthy Start Child	0.01	0.00		270	0		1,414	0		\$255.54	\$0.00	
34:School Health	3.25	3.35	-2.99	0	0		180,257	117,510	53.40	\$109,687.72	\$117,910.00	-6.97
37:Comprehensive Adult Health	0.22	0.22	0.00	47	107	-55.87	60	136	-55.72	\$8,343.46	\$7,229.00	15.42
38:Community Health Development	4.35	4.34	0.23	0	0		399	476	-16.09	\$184,519.33	\$184,055.00	0.25
46:Dental Health	9.97	13.74	-27.44	1,929	2,078	-7.15	3,503	3,987	-12.14	\$428,695.34	\$443,783.00	-3.40
Primary Care Totals	51.67	57.00	-9.35	6,929	12,573	-44.00	215,313	171,451	25.47	\$1,709,046.28	\$1,807,156.00	-2.17
Environmental Health Section												

1:Water & Onsite Sewage	4.85	5.19	-6.55	496	725	-31.54	977	1,277	-23.49	\$167,708.52	\$181,546.00	-7.62
2:Facility Programs	5.63	4.60	22.39	380	443	-14.72	891	1,602	-44.28	\$154,260.99	\$155,198.00	-0.60
3:Groundwater	0.08	0.06	33.33	0	1	-100.00	13	5	188.89	\$3,524.76	\$3,652.00	-3.51
Contaminant Program	1.71	0.65	163.08	197	183	7.65	342	204	88.06	\$47,043.93	\$44,423.00	5.90
4:Community Hygiene												
Environmental Health												
Totals	12.27	10.50	16.86	1,073	1,351	-30.38	2,223	3,887	-27.99	\$372,540.20	\$384,322.00	-3.19
CHD Totals	102.15	105.62	-3.25	14,769	21,144	-30.15	233,625	191,220	22.17	\$3,834,539.85	\$3,954,099.00	-3.02



Okaloosa DE580 Analysis of Fund Equities Report

Note: This report is based upon Schedule C, FIRS
and year-to-date FLAIR transactions as of 03/31/2019

Okaloosa CHD (643646) DE580 Analysis of Fund Equities Report for fiscal year 2018-2019 as of 03/31/2019

Actual Year-to-Date (through Mar)

OCA	OCA Title	Beginning Cash	Revenues YTD	Expenditures YTD	Certified Forward Expenditures YTD	Actual Cash YTD
State						
1E000	ON SITE SEWAGE DISPOSAL PERMIT FEES	289.20	9,922.80	9,850.80	0.00	361.20
1O000	SANITATION CERTIFICATES (FOOD INSPECTION)	0.00	3,269.25	3,269.25	0.00	0.00
3S000	INSPECTIONS OF SUMMER FEEDING PROGRAM - DOE	0.00	1,485.00	376.52	0.00	1,108.48
4B000	AIDS PATIENT CARE	0.00	75,000.00	65,050.47	0.00	9,949.53
4BAPS	AIDS PREVENTION & SURVEILLANCE - GENERAL REVENUE	769.20	15,690.00	20,499.39	769.20	(4,809.39)
7F000	CHD - TB COMMUNITY PROGRAM	0.00	45,456.00	39,538.37	0.00	5,917.63
9V000	STATE UNDERGROUND PETROLEUM RESPONSE ACT	0.00	3,224.00	1,112.90	0.00	2,111.10
ADA19	AIDS DRUG ASSISTANCE PROGRAM ADMIN HQ	(4,409.00)	25,110.02	20,701.02	0.00	0.00
B9000	SEPTIC TANK RESEARCH SURCHARGE	25.00	1,325.00	1,310.00	0.00	40.00
BPC17	WIC BREASTFEEDING PEER COUNSELING PROG	(695.30)	7,694.63	8,029.97	1,018.22	(2,048.86)
BPC18	WIC BREASTFEEDING PEER COUNSELING PROG	0.00	0.00	19.03	0.00	(19.03)
BY000	SEPTIC TANK VARIANCE FEES 50%	(750.00)	0.00	0.00	0.00	(750.00)
CBM18	COASTAL BEACH WATER QUALITY MONITORING	(1,892.70)	3,486.66	1,214.72	379.24	0.00
CBM19	COASTAL BEACH WATER QUALITY MONITORING	0.00	4,577.43	5,095.51	0.00	(518.08)
CIP17	COMPREHENSIVE COMMUNITY CARDIO - PHBG	(7,583.82)	16,333.82	8,750.00	0.00	0.00
CIP18	COMPREHENSIVE COMMUNITY CARDIO - PHBG	0.00	26,285.60	29,014.86	0.00	(2,729.26)
DE017	CMS-MCH PURCHASED CLIENT SERVICES	(1,756.99)	6,756.99	0.00	5,000.00	0.00
DE018	CMS-MCH PURCHASED CLIENT SERVICES	0.00	13,894.29	15,057.95	0.00	(1,163.66)
DNSPJ	DENTAL SPECIAL INITIATIVE PROJECTS	0.00	4,482.00	4,976.47	0.00	(494.47)
ENVFE	CHD STATEWIDE ENVIRONMENTAL FEES	4,251.79	171,404.35	209,661.96	4,251.79	(38,257.61)
FMP18	FAMILY PLANNING TITLE X - GRANT	(31,434.81)	52,049.06	20,614.25	0.00	0.00
FMP19	FAMILY PLANNING TITLE X - GRANT	0.00	115,776.26	115,945.24	0.00	(168.98)
FMPGR	FAMILY PLANNING GENERAL REVENUE	0.00	59,085.00	62,300.49	0.00	(3,215.49)
HUFW9	HURRICANE CRISIS COAG FOOD AND WATER	0.00	535.87	535.87	0.00	0.00
IMM18	IMMUNIZATION ACTION PLAN	(205.11)	0.00	0.00	0.00	(205.11)
IMM19	IMMUNIZATION ACTION PLAN	0.00	43,423.00	43,423.00	0.00	0.00

K3000	PUBLIC SWIMMING POOL PERMIT FEES-10% HQ TRANSFER	1,637.50	1,250.00	2,887.50	0.00	0.00
M5000	DRINKING WATER PROGRAM OPERATIONS	0.00	81.00	81.00	0.00	0.00
MC237	MCH SPECIAL PRJCT UNPLANNED PREGNANCY	0.00	4,760.24	4,760.24	0.00	0.00
MC238	MCH SPECIAL PRJCT UNPLANNED PREGNANCY	0.00	43,672.00	43,672.00	0.00	0.00
NCGRV	CHD GENERAL REVENUE NON-CATEGORICAL	48,298.84	1,134,413.28	1,126,976.15	48,298.84	7,437.13
PCG00	PRIMARY CARE PROGRAM	0.00	183,798.00	183,448.15	0.00	349.85
PHCP8	BASE COMMUNITY PREPAREDNESS CAPABILITY	(4,241.03)	7,893.18	4.69	3,647.46	0.00
PHCP9	BASE COMMUNITY PREPAREDNESS CAPABILITY	0.00	71,644.02	75,540.12	0.00	(3,896.10)
PHEI8	BASE PUB HLTH SURVEILLANCE & EPI INVESTIGATION	1,198.66	1,240.12	400.98	2,037.80	0.00
PHEI9	BASE PUB HLTH SURVEILLANCE & EPI INVESTIGATION	0.00	30,558.40	29,017.86	0.00	1,540.54
PHVM7	BASE VOLUNTEER MANAGEMENT	150.34	(150.34)	0.00	0.00	0.00
R9000	TANNING FACILITIES	0.00	327.00	327.00	0.00	0.00
SCHGR	SCHOOL HEALTH SERVICES - GENERAL REVENUE	7,603.07	132,930.00	126,107.09	7,603.07	6,822.91
SEWTN	ONSITE SEWAGE TRAINING CENTER	20.00	870.00	840.00	0.00	50.00
TCI18	TOBACCO STATE AND COMMUNITY INTERVENTIONS	3,951.25	0.00	252.19	3,699.06	0.00
TCI19	TOBACCO STATE AND COMMUNITY INTERVENTIONS	0.00	113,016.00	104,726.20	0.00	8,289.80
UQ000	MOBILE HOME & RV PARK FEES	0.00	1,365.10	1,357.60	0.00	7.50
WIC18	WIC PROGRAM ADMINISTRATION	(33,664.55)	305,495.54	238,698.67	33,132.32	0.00
WIC19	WIC PROGRAM ADMINISTRATION	0.00	346,180.37	373,061.52	0.00	(26,881.15)
State Total		(18,438.46)	3,085,610.94	2,998,507.00	109,837.00	(41,171.52)
Local						
CBWQM	COASTAL BEACH QUALITY MONITORING	0.00	2,621.00	56.20	0.00	2,564.80
CHSHB	COUNTY HEALTH SYSTEMS HOLDBACK	0.00	122,581.00	17,582.00	0.00	104,999.00
CLFEE	CHD CLINIC FEES	353,408.59	1,910,577.25	1,655,588.69	72,431.57	535,965.58
ENVLF	CHD LOCAL ENVIRONMENTAL FEES	309,369.99	122,365.75	122,706.34	18,112.21	290,917.19
HSDMT	HEALTHY START DATA MANAGEMENT	0.00	1,233.90	1,963.79	0.00	(729.89)
JV000	VITAL STATISTICS CERTIFIED RECORDS	99,301.31	209,342.00	120,028.99	22,484.59	166,129.73
LOGOV	CHD LOCAL REVENUE & EXPENDITURES	(83,429.82)	504,675.58	396,725.94	16,847.01	7,672.81
RWT19	RYAN WHITE TITLE III - DIRECT TO CHD	(6,234.76)	249,815.10	254,627.20	11,435.97	(22,482.83)
RWT20	RYAN WHITE TITLE III - DIRECT TO CHD	0.00	0.00	0.00	0.00	0.00
SALGS	CHD SALE OF SERVICES IN OR OUTSIDE OF STATE GOVT	0.00	0.00	(84.00)	0.00	84.00
TFAH9	TRUST FOR AMERICAS HEALTH AGREEMENT	0.00	5,000.00	0.00	0.00	5,000.00
TSIRM	HURRICANE IRMA EXECUTIVE ORDER 17-235	17.00	0.00	0.00	0.00	17.00
Local Total		672,432.31	3,128,211.58	2,569,195.15	141,311.35	1,090,137.39
Grand Total		653,993.85	6,213,822.52	5,567,702.15	251,148.35	1,048,965.87

Mission:

To protect, promote & improve the health of all people in Florida through integrated state, county & community efforts.



Rick Scott
Governor

Celeste Philip, MD, MPH
Surgeon General and Secretary

Vision: To be the Healthiest State in the Nation

November 26, 2018

The Honorable Graham Fountain
Okaloosa Board of County Commissioners
302 N Wilson Street, Suite 203
Crestview, FL 32536

CONTRACT#: C13-2061-HD
FLORIDA DEPT OF HEALTH
RENOVATION AGREEMENT W/HEALTH DEPT
EXPIRES: INDEFINITE

RE: FY 2017-18 Contract between the Okaloosa Board of County Commissioners and the Department of Health for operation of the Okaloosa County Health Department

Dear Chairman Fountain:

The above-referenced Core Contract and Section 154.02, Florida Statutes, require that the Department of Health submit quarterly reports to the County with the following information.

As specified in Section 4., Paragraph d., enclosed are updated Attachment II Part II and Part III Revenue and Expenditure Attachments. These attachments reflect any revenue or expenditure adjustments since the previous quarter.

As specified in Section 6., Paragraphs o.i and ii, also enclosed are the DE385L1 Contract Management Variance Report and the DE580L1 Analysis of Fund Equities Report. A written explanation is provided for any service level expenditure variance that deviates more than 25 percent from the planned service expenditure amount and exceeds three percent of the total planned expenditures for the corresponding level of service at the end of the contract year.

If you have any questions, please feel free to contact Susan Wagner at (850)344-0515.

Sincerely,

A handwritten signature in black ink, appearing to read "Karen A. Chapman".

Karen A. Chapman, MD, MPH
Director
Okaloosa County Health Department

Enclosures

Cc: Beth Benton, Office of Budget and Revenue Management

Florida Department of Health
in OKALOOSA COUNTY
221 Hospital Dr. NE, Ft Wallon Beach, FL 32548
PHONE: 850/833-9240 • FAX 850/833-9252
www.healthyoakaloosa.com

The logo for the Public Health Accreditation Board (PHAB) consists of the letters "PHAB" in a bold, sans-serif font, with a vertical line to the right of the letters.
Accredited Health Department
Public Health Accreditation Board

ATTACHMENT II

OKALOOSA COUNTY HEALTH DEPARTMENT

Part II: Sources of Contributions to County Health Department

October 1, 2017 to September 30, 2018

	State CHD Trust Fund (cash)	County OHD Trust Fund	Total OHD Trust Fund (cash)	Other Contribution	Total
1. GENERAL REVENUE - STATE					
016040 AIDS PATIENT CARE	100,000	0	100,000	0	100,000
016040 AIDS PREVENTION & SURVEILLANCE - GENERAL REVENUE	20,920	0	20,920	0	20,920
016040 CHD - TB COMMUNITY PROGRAM	54,638	0	54,638	0	54,638
016040 DENTAL SPECIAL INITIATIVE PROJECTS	6,200	0	6,200	0	6,200
016040 FAMILY PLANNING GENERAL REVENUE	66,268	0	66,268	0	66,268
016040 PRIMARY CARE PROGRAM	245,068	0	245,068	0	245,068
016040 SCHOOL HEALTH SERVICES - GENERAL REVENUE	177,240	0	177,240	0	177,240
016050 CHD GENERAL REVENUE NON-CATEGORICAL	1,483,338	0	1,483,338	0	1,483,338
GENERAL REVENUE TOTAL	2,163,672	0	2,163,672	0	2,163,672
2. NON GENERAL REVENUE - STATE					
015010 STATE UNDERGROUND PETROLEUM RESPONSE ACT	1,023	0	1,023	0	1,023
015010 TOBACCO STATE AND COMMUNITY INTERVENTIONS	150,688	0	150,688	0	150,688
015010 HURRICAN MATTHEW EXECUTIVE ORDER 16-230	2,156	0	2,156	0	2,156
NON GENERAL REVENUE TOTAL	153,867	0	153,867	0	153,867
3. FEDERAL FUNDS - STATE					
007000 ABSTINENCE EDUCATION GRANT PROGRAM	2,832	0	2,832	0	2,832
007000 WIC BREASTFEEDING PEER COUNSELING PROG	40,365	0	40,365	0	40,365
007000 COASTAL BEACH WATER QUALITY MONITORING	9,994	0	9,994	0	9,994
007000 COMPREHENSIVE COMMUNITY CARDIO - PHBG	35,000	0	35,000	0	35,000
007000 CMS-MCH PURCHASED CLIENT SERVICES	57,280	0	57,280	0	57,280
007000 FAMILY PLANNING TITLE X - GRANT	136,861	0	136,861	0	136,861
007000 IMMUNIZATION ACTION PLAN	43,423	0	43,423	0	43,423
007000 MCH SPECIAL PRJCT UNPLANNED PREGNANCY	47,737	0	47,737	0	47,737
007000 MCH SPECIAL PROJECTS DENTAL	30,000	0	30,000	0	30,000
007000 BASE COMMUNITY PREPAREDNESS CAPABILITY	90,162	0	90,162	0	90,162
007000 BASE PUB HLTH SURVEILLANCE & EPI INVESTIGATION	124,081	0	124,081	0	124,081
007000 BASE VOLUNTEER MANAGEMENT	26,038	0	26,038	0	26,038
007000 WIC PROGRAM ADMINISTRATION	834,304	0	834,304	0	834,304
007000 ZIKA ELC M1 ARBOVIRAL DISEASE	376	0	376	0	376
015075 INSPECTIONS OF SUMMER FEEDING PROGRAM - DOE	998	0	998	0	998
018005 AIDS DRUG ASSISTANCE PROGRAM ADMIN HQ	22,046	0	22,046	0	22,046
FEDERAL FUNDS TOTAL	1,501,497	0	1,501,497	0	1,501,497
4. FEES ASSESSED BY STATE OR FEDERAL RULES - STATE					
001020 CHD STATEWIDE ENVIRONMENTAL FEES	121,514	0	121,514	0	121,514
001092 CHD STATEWIDE ENVIRONMENTAL FEES	164,876	0	164,876	0	164,876
001206 ON SITE SEWAGE DISPOSAL PERMIT FEES	13,344	0	13,344	0	13,344
001206 SANITATION CERTIFICATES (FOOD INSPECTION)	3,028	0	3,028	0	3,028
001206 SEPTIC TANK RESEARCH SURCHARGE	1,775	0	1,775	0	1,775
001206 PUBLIC SWIMMING POOL PERMIT FEES-10% HQ TRANSFER	8,775	0	8,775	0	8,775
001206 DRINKING WATER PROGRAM OPERATIONS	72	0	72	0	72
001206 TANNING FACILITIES	400	0	400	0	400

ATTACHMENT II

OKALOOSA COUNTY HEALTH DEPARTMENT

Part II, Sources of Contributions to County Health Department

October 1, 2017 to September 30, 2018

	State CHD Trust Fund (cash)	County CHD Trust Fund	Total CHD Trust Fund (cash)	Other Contribution	Total
001206 ONSITE SEWAGE TRAINING CENTER	1,325	0	1,325	0	1,325
001206 MOBILE HOME & RV PARK FEES	1,398	0	1,398	0	1,398
FEES ASSESSED BY STATE OR FEDERAL RULES TOTAL	316,507	0	316,507	0	316,507
5. OTHER CASH CONTRIBUTIONS - STATE:					
	0	0	0	0	0
090001 DRAW DOWN FROM PUBLIC HEALTH UNIT	13,910	0	13,910	0	13,910
OTHER CASH CONTRIBUTION TOTAL	13,910	0	13,910	0	13,910
6. MEDICAID - STATE/COUNTY:					
001057 CHD CLINIC FEES	0	200,794	200,794	0	200,794
001147 CHD CLINIC FEES	0	1,009	1,009	0	1,009
001148 CHD CLINIC FEES	0	946,677	946,677	0	946,677
MEDICAID TOTAL	0	1,148,480	1,148,480	0	1,148,480
7. ALLOCABLE REVENUE - STATE:					
001009 CHD CLINIC FEES	250	0	250	0	250
018000 CHD CLINIC FEES	1,616	0	1,616	0	1,616
031005 SPECIAL HEALTH TRANSFER	3,898	0	3,898	0	3,898
ALLOCABLE REVENUE TOTAL	5,763	0	5,763	0	5,763
8. OTHER STATE CONTRIBUTIONS NOT IN CHD TRUST FUND - STATE					
ADAP	0	0	0	415,237	415,237
PHARMACY DRUG PROGRAM	0	0	0	53,494	53,494
WIC PROGRAM	0	0	0	3,459,028	3,459,028
BUREAU OF PUBLIC HEALTH LABORATORIES	0	0	0	28,456	28,456
IMMUNIZATIONS	0	0	0	703,801	703,801
OTHER STATE CONTRIBUTIONS TOTAL	0	0	0	4,660,016	4,660,016
9. DIRECT LOCAL CONTRIBUTIONS - BCO/TAX DISTRICT					
008005 CHD LOCAL REVENUE & EXPENDITURES	0	601,661	601,661	0	601,661
DIRECT COUNTY CONTRIBUTIONS TOTAL	0	601,661	601,661	0	601,661
10. FEES AUTHORIZED BY COUNTY ORDINANCE OR RESOLUTION - COUNTY					
001073 CHD CLINIC FEES	0	793,663	793,663	0	793,663
001077 CHD CLINIC FEES	0	57,982	57,982	0	57,982
001094 CHD LOCAL ENVIRONMENTAL FEES	0	209,861	209,861	0	209,861
001110 VITAL STATISTICS CERTIFIED RECORDS	0	255,087	255,087	0	255,087
FEES AUTHORIZED BY COUNTY TOTAL	0	1,316,593	1,316,593	0	1,316,593
11. OTHER CASH AND LOCAL CONTRIBUTIONS - COUNTY					
001029 CHD CLINIC FEES	0	113,987	113,987	0	113,987
001090 CHD CLINIC FEES	0	1,474	1,474	0	1,474
005000 CHD LOCAL REVENUE & EXPENDITURES	0	11,000	11,000	0	11,000
007010 RYAN WHITE TITLE III - DIRECT TO CHD	0	209,785	209,785	0	209,785
007010 RYAN WHITE TITLE III - DIRECT TO CHD	0	69,979	69,979	0	69,979

ATTACHMENT II

OKALOOSA COUNTY HEALTH DEPARTMENT

Part II. Sources of Contributions to County Health Department October 1, 2017 to September 30, 2018

	State CHD Trust Fund (cash)	County CHD Trust Fund	Total CHD Trust Fund (cash)	Other Contribution	Total
011001 HEALTHY START DATA MANAGEMENT	0	1,756	1,756	0	1,756
090002 DRAW DOWN FROM PUBLIC HEALTH UNIT	0	160,002	160,002	0	160,002
OTHER CASH AND LOCAL CONTRIBUTIONS TOTAL	0	567,983	567,983	0	567,983
12. ALLOCABLE REVENUE - COUNTY					
001009 CHD CLINIC FEES	0	250	250	0	250
018000 CHD CLINIC FEES	0	1,615	1,615	0	1,615
031005 SPECIAL HEALTH TRANSFER	0	3,898	3,898	0	3,898
COUNTY ALLOCABLE REVENUE TOTAL	0	5,763	5,763	0	5,763
13. BUILDINGS - COUNTY					
ANNUAL RENTAL EQUIVALENT VALUE	0	0	0	440,412	440,412
JANITORIAL	0	0	0	76,000	76,000
UTILITIES	0	0	0	0	0
BUILDING MAINTENANCE	0	0	0	0	0
GROUNDS MAINTENANCE	0	0	0	0	0
INSURANCE	0	0	0	0	0
OTHER (Specify)	0	0	0	0	0
OTHER (Specify)	0	0	0	0	0
BUILDINGS TOTAL	0	0	0	516,412	516,412
14. OTHER COUNTY CONTRIBUTIONS NOT IN CHD TRUST FUND - COUNTY					
EQUIPMENT / VEHICLE PURCHASES	0	0	0	0	0
VEHICLE INSURANCE	0	0	0	0	0
VEHICLE MAINTENANCE	0	0	0	0	0
OTHER COUNTY CONTRIBUTION (SPECIFY)	0	0	0	0	0
OTHER COUNTY CONTRIBUTION (SPECIFY)	0	0	0	0	0
OTHER COUNTY CONTRIBUTIONS TOTAL	0	0	0	0	0
GRAND TOTAL CHD PROGRAM	4,145,216	3,640,480	7,785,696	5,176,428	12,962,124

ATTACHMENT II

OKALOOSA COUNTY HEALTH DEPARTMENT

Part III. Planned Staffing, Clients, Services and Expenditures By Program Service Area Within Each Level of Service

October 1, 2017 to September 30, 2018

Quarterly Expenditure Plan

	FTE's (0.00)	Clients/ Units	Services/ Visits	Quarterly Expenditure Plan				State	County	Grand Total
				1st	2nd	3rd	4th			
				(Whole dollars only)						
A. COMMUNICABLE DISEASE CONTROL:										
IMMUNIZATION (101)	3.18	3,171	4,060	38,602	45,026	38,602	45,025	86,632	80,622	167,254
SEXUALLY TRANS. DIS. (102)	6.01	1,197	1,801	84,733	98,831	84,733	98,831	189,388	177,740	367,128
HIV/AIDS PREVENTION (03A1)	0.55	0	484	7,256	8,464	7,256	8,464	25,897	5,603	31,440
HIV/AIDS SURVEILLANCE (03A2)	0.00	0	0	0	0	0	0	0	0	0
HIV/AIDS PATIENT CARE (03A3)	12.84	314	1,388	363,242	423,677	363,242	423,678	240,237	1,333,602	1,573,839
ADAP (03A4)	0.53	51	404	6,993	8,157	6,993	8,158	26,358	3,943	30,301
TUBERCULOSIS (104)	1.08	33	257	20,936	24,419	20,936	24,419	75,792	14,918	90,710
COMM. DIS. SURV. (106)	5.62	0	2,415	95,655	111,570	95,655	111,569	182,071	232,378	414,449
HEPATITIS (109)	0.10	34	40	1,170	1,365	1,170	1,365	1,157	3,913	5,070
PREPAREDNESS AND RESPONSE (116)	3.71	0	76	75,386	87,928	75,386	87,928	244,926	81,702	326,628
REFUGEE HEALTH (118)	0.00	0	0	0	0	0	0	0	0	0
VITAL RECORDS (180)	1.67	7,931	17,794	22,910	26,722	22,910	26,722	16,569	82,695	99,264
COMMUNICABLE DISEASE SUBTOTAL	35.29	12,731	28,719	716,883	836,158	716,883	836,159	1,088,967	2,017,116	3,106,083
B. PRIMARY CARE:										
CHRONIC DISEASE PREVENTION PRO (210)	1.21	3,132	105	21,048	24,550	21,048	24,549	50,219	40,976	91,195
WIC (21W1)	18.22	11,149	55,067	247,025	288,124	247,025	288,124	1,020,131	50,167	1,070,298
TOBACCO USE INTERVENTION (212)	3.20	0	326	46,980	54,797	46,980	54,798	188,723	14,832	203,655
WIC BREASTFEEDING PEER COUNSELING (21W2)	1.73	0	3,271	13,766	16,066	13,766	16,057	55,694	3,951	59,645
FAMILY PLANNING (223)	14.05	3,438	7,476	210,691	246,745	210,691	246,746	608,077	304,796	912,873
IMPROVED PREGNANCY OUTCOME (225)	0.00	0	0	0	0	0	0	0	0	0
HEALTHY START PRENATAL (227)	0.07	993	4,729	1,402	1,635	1,402	1,635	798	5,276	6,074
COMPREHENSIVE CHILD HEALTH (229)	0.00	0	0	168	196	168	196	710	18	728
HEALTHY START CHILD (231)	0.00	0	0	0	0	0	0	0	0	0
SCHOOL HEALTH (234)	4.94	0	209,573	67,647	78,902	67,647	78,902	248,871	44,227	293,098
COMPREHENSIVE ADULT HEALTH (237)	0.70	277	357	9,210	10,742	9,210	10,741	7,434	32,469	39,903
COMMUNITY HEALTH DEVELOPMENT (238)	3.20	0	1,071	81,204	94,715	81,204	94,716	249,783	102,056	351,839
DENTAL HEALTH (240)	12.07	3,189	6,391	208,093	242,715	208,093	242,714	170,376	731,239	901,615
PRIMARY CARE SUBTOTAL	69.69	22,178	288,366	907,234	1,058,177	907,234	1,058,178	2,600,816	1,330,007	3,980,823
C. ENVIRONMENTAL HEALTH:										
Water and Onsite Sewage Programs										
COSTAL BEACH MONITORING (347)	0.21	274	284	4,433	5,171	4,433	5,170	11,508	7,699	19,207
LIMITED USE PUBLIC WATER SYSTEMS (357)	0.13	8	50	2,182	2,545	2,182	2,544	2,241	7,212	9,453
PUBLIC WATER SYSTEM (358)	0.00	0	0	0	0	0	0	0	0	0
PRIVATE WATER SYSTEM (359)	0.01	0	9	170	198	170	198	75	661	736
ONSITE SEWAGE TREATMENT & DISPOSAL (361)	3.85	610	1,610	72,690	89,168	77,090	75,668	202,395	112,121	314,516
Group Total	4.20	892	1,953	79,375	97,082	83,875	83,580	216,219	127,693	343,912
Facility Programs										
TATTOO FACILITY SERVICES (344)	0.00	0	0	0	0	0	0	0	0	0
FOOD HYGIENE (348)	1.94	224	811	23,113	26,958	23,113	26,959	78,403	21,740	100,143

ATTACHMENT II

OKALOOSA COUNTY HEALTH DEPARTMENT

Part III, Planned Staffing, Clients, Services and Expenditures By Program Service Area Within Each Level of Service

October 1, 2017 to September 30, 2018

	FTE's (0.00)	Clients Delta	Services/ Visits	Quarterly Expenditure Plan				State	County	Grand Total
				1st	2nd	3rd	4th			
				(Whole dollars only)						
BODY PIERCING FACILITIES SERVICES (349)	0.00	0	0	0	0	0	0	0	0	0
GROUP CARE FACILITY (351)	0.27	86	177	4,232	4,936	4,232	4,936	1,831	16,505	18,336
MIGRANT LABOR CAMP (352)	0.00	0	0	41	48	41	47	20	167	177
HOUSING & PUB. BLDG. (353)	0.00	0	0	0	0	0	0	0	0	0
MOBILE HOME AND PARK (354)	0.52	124	423	8,321	9,706	8,321	9,706	16,234	19,820	36,054
POOLS/BATHING PLACES (360)	1.93	472	1,817	30,792	35,915	30,792	35,914	75,666	57,747	133,413
BIOMEDICAL WASTE SERVICES (364)	0.00	0	0	0	0	0	0	0	0	0
TANNING FACILITY SERVICES (369)	0.14	16	65	2,264	2,628	2,264	2,628	4,576	5,188	9,764
Group Total	4.80	922	3,293	68,753	80,191	68,753	80,190	176,730	121,157	297,887
Groundwater Contamination										
STORAGE TANK COMPLIANCE SERVICES (365)	0.00	0	0	0	0	0	0	0	0	0
SUPER ACT SERVICES (366)	0.07	0	4	1,013	1,182	1,013	1,182	1,494	2,896	4,390
Group Total	0.07	0	4	1,013	1,182	1,013	1,182	1,494	2,896	4,390
Community Hygiene										
COMMUNITY ENVIR. HEALTH (346)	0.00	0	0	0	0	0	0	0	0	0
INJURY PREVENTION (346)	0.00	0	0	0	0	0	0	0	0	0
LEAD MONITORING SERVICES (350)	0.00	0	0	0	0	0	0	0	0	0
PUBLIC SEWAGE (362)	0.00	0	0	0	0	0	0	0	0	0
SOLID WASTE DISPOSAL SERVICE (363)	0.00	0	0	0	0	0	0	0	0	0
SANITARY NUISANCE (366)	0.82	379	333	7,378	8,605	7,378	8,604	4,819	27,646	31,965
RABIES SURVEILLANCE (369)	0.27	47	195	4,169	4,862	4,169	4,882	4,097	13,965	18,062
ARBORVIRUS SURVEIL. (387)	0.00	0	0	0	0	0	0	0	0	0
RODENT/ARTHROPOD CONTROL (368)	0.00	0	0	0	0	0	0	0	0	0
WATER POLLUTION (370)	0.00	0	0	0	0	0	0	0	0	0
INDOOR AIR (371)	0.00	0	0	0	0	0	0	0	0	0
RADIOLOGICAL HEALTH (372)	0.00	0	0	0	0	0	0	0	0	0
TOXIC SUBSTANCES (373)	0.00	0	0	0	0	0	0	0	0	0
Group Total	0.89	426	528	11,547	13,467	11,547	13,466	8,416	41,611	50,027
ENVIRONMENTAL HEALTH SUBTOTAL	9.96	2,240	5,778	160,688	191,922	165,188	178,418	402,859	293,357	696,216
D. NON-OPERATIONAL COSTS:										
NON-OPERATIONAL COSTS (699)	0.07	0	0	3,462	4,038	3,462	4,038	15,000	0	15,000
ENVIRONMENTAL HEALTH SURCHARGE (399)	0.00	0	0	6,951	8,107	6,951	8,108	30,117	0	30,117
MEDICAID BUYBACK (611)	0.00	0	0	1,721	2,007	1,721	2,008	7,467	0	7,467
NON-OPERATIONAL COSTS SUBTOTAL	0.07	0	0	12,134	14,152	12,134	14,154	52,574	0	52,574
TOTAL CONTRACT	105.01	37,149	322,863	1,796,939	2,100,409	1,801,439	2,086,909	4,145,216	3,640,480	7,785,696

**Okaloosa
Contract Management Variance Report
for Period 10/01/2017 to 09/30/2018**

Program	Reported FTEs	Planned FTEs	% Variance FTE	Reported Clients/Units	Planned Clients/Units	% Variance Clients/Units	Reported Visits/Services	Planned Visits/Services	% Variance Visits/Services	Reported Expenditures	Planned Expenditures	% Variance Expenditures
Communicable Disease Section												
01:Immunization	4.34	3.18	36.48	3,374	3,171	6.40	4,302	4,060	5.96	\$184,299.52	\$167,254.00	10.19
02:Sexually Trans. Dis.	5.72	6.01	-4.83	1,542	1,197	28.82	2,094	1,801	16.27	\$350,240.45	\$367,128.00	-4.60
03:AIDS	15.58	13.92	11.93	432	365	18.36	3,130	2,276	37.52	\$1,740,361.94	\$1,635,580.00	6.41
04:Tuberculosis	0.94	1.08	-12.96	34	33	3.03	121	257	-52.92	\$85,259.17	\$90,710.00	-6.01
06:Comm. Dis. Surv.	9.45	5.62	68.15	0	0		3,953	2,415	63.69	\$410,600.08	\$414,449.00	-0.93
09:Hepatitis	0.05	0.10	-50.00	68	34	100.00	94	40	135.00	\$698.15	\$5,070.00	-86.23
16:Preparedness and Response	7.68	3.71	107.01	0	0		182	76	139.47	\$317,777.15	\$326,628.00	-2.71
18:Refugee Health	0.03	0.00		0	0		0	0		(\$49.90)	\$0.00	
80:Vital Records	1.72	1.67	2.99	8,534	7,931	7.60	19,330	17,794	8.63	\$96,667.50	\$99,264.00	-2.62
Communicable Disease Totals	45.51	35.29	28.96	13,984	12,731	9.84	33,206	28,719	15.62	\$3,185,854.05	\$3,106,083.00	2.57
Primary Care Section												
10:Chronic Disease Prevention Pro	1.30	1.21	7.44	1,410	3,132	-54.98	156	105	48.57	\$81,672.19	\$91,195.00	-10.44
12:Tobacco Use Intervention	3.00	3.20	-6.25	0	0		348	326	6.75	\$179,823.43	\$203,355.00	-11.66
21:WIC	21.16	19.95	6.07	7,667	11,149	-31.23	55,084	58,338	-5.58	\$1,143,508.45	\$1,129,943.00	1.20
23:Family Planning	14.15	14.95	-5.35	3,206	3,438	-6.75	6,839	7,476	-8.52	\$781,612.19	\$912,873.00	-14.38
25:Improved Pregnancy Outcome	0.00	0.00		0	0		0	0		\$0.00	\$0.00	
27:Healthy Start Prenatal	0.04	0.07	-42.86	1,020	993	2.72	4,718	4,729	-0.23	\$803.36	\$6,074.00	-86.77
29:Comprehensive Child Health	0.00	0.00		0	0		0	0		\$0.00	\$728.00	-100.00
31:Healthy Start Child	0.01	0.00		873	0		3,191	0		\$457.86	\$0.00	
34:School Health	4.06	4.34	-6.45	0	0		283,426	209,573	35.24	\$264,445.37	\$293,098.00	-9.78
37:Comprehensive Adult Health	0.20	0.70	-71.43	119	277	-57.04	150	357	-57.98	\$8,943.79	\$39,903.00	-77.59
38:Community Health Development	3.93	3.20	22.81	0	0		882	1,071	-17.65	\$384,183.59	\$351,839.00	9.19
40:Dental Health	11.79	12.07	-2.32	3,100	3,189	-2.79	5,997	6,391	-6.16	\$875,370.46	\$901,615.00	-2.91
Primary Care Totals	59.64	59.69	-0.06	17,395	22,178	-21.57	360,791	288,366	25.12	\$3,720,820.69	\$3,930,823.00	-5.34
Environmental Health Section												

1:Water & Onsite Sewage	5.16	4.20	22.86	1,181	892	32.40	2,538	1,953	29.95	\$371,370.90	\$543,912.00	7.98
2:Facility Programs	6.95	4.80	44.79	1,033	922	12.04	3,313	3,293	0.61	\$306,235.25	\$287,887.00	2.83
3:Groundwater Contamination Program	0.04	0.07	-62.86	1	0		2	4	-50.00	\$3,048.27	\$4,390.00	-30.56
4:Community Hygiene	1.84	0.89	106.74	340	426	-20.19	548	528	3.79	\$65,042.50	\$50,027.00	30.01
Environmental Health Totals	13.99	9.96	40.46	2,555	2,240	14.06	6,401	5,778	10.78	\$745,746.92	\$696,216.00	7.12
CHD Totals	119.14	104.94	13.53	33,934	37,149	-8.65	400,398	322,863	24.01	\$7,652,461.66	\$7,733,122.00	-1.04



Okaloosa DE580 Analysis of Fund Equities Report

Note: This report is based upon Schedule C, FIRS and year-to-date FLAIR transactions as of 09/30/2018

Okaloosa CHD (643646) DE580 Analysis of Fund Equities Report for fiscal year 2018-2019 as of 09/30/2018
Actual Year-to-Date (through Sep)

OCA	OCA Title	Beginning Cash	Revenues YTD	Expenditures YTD	Certified Forward Expenditures YTD	Actual Cash YTD
State						
1E000	ON SITE SEWAGE DISPOSAL PERMIT FEES	289.20	3,436.40	3,330.00	0.00	395.60
1O000	SANITATION CERTIFICATES (FOOD INSPECTION)	0.00	1,664.00	1,266.00	0.00	398.00
3S000	INSPECTIONS OF SUMMER FEEDING PROGRAM - DOE	0.00	0.00	31.09	0.00	(31.09)
4B000	AIDS PATIENT CARE	0.00	25,000.00	14,997.35	0.00	10,002.65
4BAPS	AIDS PREVENTION & SURVEILLANCE - GENERAL REVENUE	769.20	5,230.00	7,407.30	769.20	(2,177.30)
7F000	CHD - TB COMMUNITY PROGRAM	0.00	15,152.00	8,717.20	0.00	6,434.80
9V000	STATE UNDERGROUND PETROLEUM RESPONSE ACT	0.00	217.00	261.60	0.00	(44.60)
ADA19	AIDS DRUG ASSISTANCE PROGRAM ADMIN HQ	(4,409.00)	4,409.00	0.00	0.00	0.00
B9000	SEPTIC TANK RESEARCH SURCHARGE	25.00	520.00	490.00	0.00	55.00
BPC17	WIC BREASTFEEDING PEER COUNSELING PROG	(695.30)	4,782.99	3,797.53	1,018.22	(728.06)
BPC18	WIC BREASTFEEDING PEER COUNSELING PROG	0.00	0.00	0.00	0.00	0.00
BY000	SEPTIC TANK VARIANCE FEES 50%	(750.00)	0.00	0.00	0.00	(750.00)
CBM18	COASTAL BEACH WATER QUALITY MONITORING	(1,892.70)	3,486.66	1,214.72	379.24	0.00
CBM19	COASTAL BEACH WATER QUALITY MONITORING	0.00	248.27	1,368.46	0.00	(1,120.19)
CIP17	COMPREHENSIVE COMMUNITY CARDIO - PHBG	(7,583.82)	15,180.21	12,337.44	0.00	(4,741.05)
CIP18	COMPREHENSIVE COMMUNITY CARDIO - PHBG	0.00	0.00	0.00	0.00	0.00
DE017	CMS-MCH PURCHASED CLIENT SERVICES	(1,756.99)	6,756.99	0.00	5,000.00	0.00
DE018	CMS-MCH PURCHASED CLIENT SERVICES	0.00	0.00	987.60	0.00	(987.60)
DNSPJ	DENTAL SPECIAL INITIATIVE PROJECTS	0.00	1,494.00	655.22	0.00	838.78
ENVFE	CHD STATEWIDE ENVIRONMENTAL FEES	4,251.79	77,354.30	67,752.88	4,251.79	9,601.42
FMP18	FAMILY PLANNING TITLE X - GRANT	(31,434.81)	50,081.85	29,058.52	0.00	(10,411.48)
FMP19	FAMILY PLANNING TITLE X - GRANT	0.00	0.00	5,808.32	0.00	(5,808.32)
FMPGR	FAMILY PLANNING GENERAL REVENUE	0.00	19,695.00	0.00	0.00	19,695.00
IMM18	IMMUNIZATION ACTION PLAN	(205.11)	0.00	0.00	0.00	(205.11)
IMM19	IMMUNIZATION ACTION PLAN	0.00	10,267.74	17,196.15	0.00	(6,928.41)
K3000	PUBLIC SWIMMING POOL PERMIT FEES-10% HQ TRANSFER	1,637.50	1,200.00	2,837.50	0.00	0.00

M5000	DRINKING WATER PROGRAM OPERATIONS	0.00	18.00	18.00	0.00	0.00
MC237	MCH SPECIAL PRJCT UNPLANNED PREGNANCY	0.00	4,760.24	4,760.24	0.00	0.00
MC238	MCH SPECIAL PRJCT UNPLANNED PREGNANCY	0.00	23,376.95	35,260.54	0.00	(11,883.59)
NCGRV	CHD GENERAL REVENUE NON-CATEGORICAL	48,298.84	370,750.00	326,941.70	48,298.84	43,808.30
PCG00	PRIMARY CARE PROGRAM	0.00	61,266.00	42,452.23	0.00	18,813.77
PHCP8	BASE COMMUNITY PREPAREDNESS CAPABILITY	(4,241.03)	7,893.18	4.69	3,647.46	0.00
PHCP9	BASE COMMUNITY PREPAREDNESS CAPABILITY	0.00	25,811.83	29,159.35	0.00	(3,347.52)
PHEI8	BASE PUB HLTH SURVEILLANCE & EPI INVESTIGATION	1,198.66	1,240.12	400.98	2,037.80	0.00
PHEI9	BASE PUB HLTH SURVEILLANCE & EPI INVESTIGATION	0.00	10,852.47	13,136.74	0.00	(2,284.27)
PHVM7	BASE VOLUNTEER MANAGEMENT	150.34	(150.34)	0.00	0.00	0.00
R9000	TANNING FACILITIES	0.00	213.50	187.50	0.00	26.00
SCHGR	SCHOOL HEALTH SERVICES - GENERAL REVENUE	7,603.07	44,310.00	39,757.22	7,603.07	4,552.78
SEWTN	ONSITE SEWAGE TRAINING CENTER	20.00	220.00	205.00	0.00	35.00
TCI18	TOBACCO STATE AND COMMUNITY INTERVENTIONS	3,951.25	0.00	252.19	3,699.06	0.00
TCI19	TOBACCO STATE AND COMMUNITY INTERVENTIONS	0.00	75,344.00	28,052.37	0.00	47,291.63
UQ000	MOBILE HOME & RV PARK FEES	0.00	1,056.80	886.80	0.00	170.00
WIC18	WIC PROGRAM ADMINISTRATION	(33,664.55)	227,649.64	207,176.34	33,132.32	(46,323.57)
WIC19	WIC PROGRAM ADMINISTRATION	0.00	0.00	0.00	0.00	0.00
State Total		(18,438.46)	1,100,788.80	908,166.77	109,837.00	64,346.57
Local						
CBWQM	COASTAL BEACH QUALITY MONITORING	0.00	2,621.00	0.00	0.00	2,621.00
CHSHB	COUNTY HEALTH SYSTEMS HOLDBACK	0.00	0.00	17,582.00	0.00	(17,582.00)
CLFEE	CHD CLINIC FEES	353,408.59	528,735.50	490,580.46	72,431.57	319,132.06
ENVLF	CHD LOCAL ENVIRONMENTAL FEES	309,369.99	62,843.00	36,496.32	18,112.21	317,604.46
HSDMT	HEALTHY START DATA MANAGEMENT	0.00	256.35	224.66	0.00	31.69
JV000	VITAL STATISTICS CERTIFIED RECORDS	99,301.31	68,897.00	45,901.26	22,484.59	99,812.46
LOGOV	CHD LOCAL REVENUE & EXPENDITURES	(83,429.82)	102,600.45	126,708.26	16,847.01	(124,384.64)
RWT19	RYAN WHITE TITLE III - DIRECT TO CHD	(6,234.76)	67,793.64	79,860.70	11,435.97	(29,737.79)
RWT20	RYAN WHITE TITLE III - DIRECT TO CHD	0.00	0.00	0.00	0.00	0.00
SALGS	CHD SALE OF SERVICES IN OR OUTSIDE OF STATE GOVT	0.00	0.00	(182.00)	0.00	182.00
TSFLR	HURRICANE FLORENCE NORTH CAROLINA RESPONSE	0.00	0.00	2,096.20	0.00	(2,096.20)
TSIRM	HURRICANE IRMA EXECUTIVE ORDER 17-235	17.00	0.00	0.00	0.00	17.00
xxxxC	All Collocated OCAs	0.00	0.00	6,295.00	0.00	(6,295.00)
Local Total		672,432.31	833,746.94	805,562.86	141,311.35	559,305.04
Grand Total		653,993.85	1,934,535.74	1,713,729.63	251,148.35	623,651.61

Mission:

To protect, promote & improve the health of all people in Florida through integrated state, county & community efforts.



**Contract # C13-2061-HD
FLORIDA DEPT OF HEALTH
RENOVATION AGREEMENT W/HEALTH DEPT
EXPIRES: INDEFINITE**

**KAREN A. CHAPMAN, MD, MPH
Surgeon General and Secretary**

Vision: To be the Healthiest State in the Nation

July 12, 2018

The Honorable Graham Fountain
Okaloosa Board of County Commissioners
302 N Wilson Street, Suite 203
Crestview, FL 32536

RE: FY 2017-18 Contract between the Okaloosa Board of County Commissioners and the Department of Health for operation of the Okaloosa County Health Department

Dear Chairman Fountain:

The above-referenced Core Contract and Section 154.02, Florida Statutes, require that the Department of Health submit quarterly reports to the County with the following information.

As specified in Section 4., Paragraph d., enclosed are updated Attachment II Part II and Part III Revenue and Expenditure Attachments. These attachments reflect any revenue or expenditure adjustments since the previous quarter.

As specified in Section 6., Paragraphs o.i and ii, also enclosed are the DE385L1 Contract Management Variance Report and the DE580L1 Analysis of Fund Equities Report. A written explanation is provided for any service level expenditure variance that deviates more than 25 percent from the planned service expenditure amount and exceeds three percent of the total planned expenditures for the corresponding level of service at the end of the contract year.

If you have any questions, please feel free to contact Susan Wagner at (850)344-0515.

Sincerely,

A handwritten signature in black ink, appearing to read "Karen A. Chapman".

Karen A. Chapman, MD, MPH
Director
Okaloosa County Health Department

Enclosures

Cc: Beth Benton, Office of Budget and Revenue Management

Florida Department of Health
in OKALOOSA COUNTY
221 Hospital Dr. NE, Ft Walton Beach, FL 32548
PHONE: 850/833-9240 • FAX 850/833-9252
www.healthyoakaloosa.com



Accredited Health Department
Public Health Accreditation Board

ATTACHMENT II

TOKALOGSA COUNTY HEALTH DEPARTMENT

Part II: Sources of Contributions to County Health Department

October 1, 2017 to September 30, 2018

	State CHD Trust Fund (cash)	County CHD Trust Fund	Total CHD Trust Fund (cash)	Other Contribution	Total
1. GENERAL REVENUE - STATE					
015040 AIDS PATIENT CARE	100,000	0	100,000	0	100,000
015040 AIDS PREVENTION & SURVEILLANCE - GENERAL REVENUE	20,920	0	20,920	0	20,920
015040 CHD - TB COMMUNITY PROGRAM	54,638	0	54,638	0	54,638
015040 DENTAL SPECIAL INITIATIVE PROJECTS	6,200	0	6,200	0	6,200
015040 FAMILY PLANNING GENERAL REVENUE	66,268	0	66,268	0	66,268
015040 PRIMARY CARE PROGRAM	245,068	0	245,068	0	245,068
015040 SCHOOL HEALTH SERVICES - GENERAL REVENUE	177,240	0	177,240	0	177,240
015050 CHD GENERAL REVENUE NON-CATEGORICAL	1,483,838	0	1,483,838	0	1,483,338
GENERAL REVENUE TOTAL	2,153,672	0	2,153,672	0	2,153,672
2. NON GENERAL REVENUE - STATE					
015010 STATE UNDERGROUND PETROLEUM RESPONSE ACT	1,023	0	1,023	0	1,023
015010 TOBACCO STATE AND COMMUNITY INTERVENTIONS	150,688	0	150,688	0	150,688
015010 HURRICAN MATTHEW EXECUTIVE ORDER 16-230	2,156	0	2,156	0	2,156
NON GENERAL REVENUE TOTAL	153,867	0	153,867	0	153,867
3. FEDERAL FUNDS - STATE					
007000 ABSTINENCE EDUCATION GRANT PROGRAM	2,832	0	2,832	0	2,832
007000 WIC BREASTFEEDING PEER COUNSELING PROG	40,365	0	40,365	0	40,365
007000 COASTAL BEACH WATER QUALITY MONITORING	9,994	0	9,994	0	9,994
007000 COMPREHENSIVE COMMUNITY CARDIO - PHBG	35,000	0	35,000	0	35,000
007000 CMS-MCH PURCHASED CLIENT SERVICES	57,280	0	57,280	0	57,280
007000 FAMILY PLANNING TITLE X - GRANT	136,861	0	136,861	0	136,861
007000 IMMUNIZATION ACTION PLAN	43,423	0	43,423	0	43,423
007000 MCH SPECIAL PRJCT UNPLANNED PREGNANCY	47,737	0	47,737	0	47,737
007000 MCH SPECIAL PROJECTS DENTAL	30,000	0	30,000	0	30,000
007000 BASE COMMUNITY PREPAREDNESS CAPABILITY	90,162	0	90,162	0	90,162
007000 BASE PUB HLTH SURVEILLANCE & EPI INVESTIGATION	124,081	0	124,081	0	124,081
007000 BASE VOLUNTEER MANAGEMENT	26,038	0	26,038	0	26,038
007000 WIC PROGRAM ADMINISTRATION	834,304	0	834,304	0	834,304
007000 ZIKA ELC M1 ARBOVIRAL DISEASE	376	0	376	0	376
015075 INSPECTIONS OF SUMMER FEEDING PROGRAM - DOE	998	0	998	0	998
018005 AIDS DRUG ASSISTANCE PROGRAM ADMIN HQ	22,046	0	22,046	0	22,046
FEDERAL FUNDS TOTAL	1,501,497	0	1,501,497	0	1,501,497
4. FEES ASSESSED BY STATE OR FEDERAL RULES - STATE					
001020 CHD STATEWIDE ENVIRONMENTAL FEES	121,514	0	121,514	0	121,514
001092 CHD STATEWIDE ENVIRONMENTAL FEES	164,876	0	164,876	0	164,876
001208 ON SITE SEWAGE DISPOSAL PERMIT FEES	13,344	0	13,344	0	13,344
001208 SANITATION CERTIFICATES (FOOD INSPECTION)	3,028	0	3,028	0	3,028
001208 SEPTIC TANK RESEARCH SURCHARGE	1,775	0	1,775	0	1,775
001208 PUBLIC SWIMMING POOL PERMIT FEES-10% HQ TRANSFER	8,775	0	8,775	0	8,775
001208 DRINKING WATER PROGRAM OPERATIONS	72	0	72	0	72
001208 TANNING FACILITIES	400	0	400	0	400

ATTACHMENT II

OKALOSA COUNTY HEALTH DEPARTMENT

Part II - Sources of Contributions to County Health Department

October 1, 2017 to September 30, 2018

	State CHD Trust Fund (cash)	County CHD Trust Fund	Total CHD Trust Fund (cash)	Other Contribution	Total
001206 ONSITE SEWAGE TRAINING CENTER	1,325	0	1,325	0	1,325
001206 MOBILE HOME & RV PARK FEES	1,398	0	1,398	0	1,398
FEES ASSESSED BY STATE OR FEDERAL RULES TOTAL	316,507	0	316,507	0	316,507
5. OTHER CASH CONTRIBUTIONS - STATE:					
	0	0	0	0	0
090001 DRAW DOWN FROM PUBLIC HEALTH UNIT	13,910	0	13,910	0	13,910
OTHER CASH CONTRIBUTION TOTAL	13,910	0	13,910	0	13,910
6. MEDICAID - STATE/COUNTY:					
001057 CHD CLINIC FEES	0	200,794	200,794	0	200,794
001147 CHD CLINIC FEES	0	1,009	1,009	0	1,009
001148 CHD CLINIC FEES	0	946,677	946,677	0	946,677
MEDICAID TOTAL	0	1,148,480	1,148,480	0	1,148,480
7. ALLOCABLE REVENUE - STATE:					
001009 CHD CLINIC FEES	250	0	250	0	250
018000 CHD CLINIC FEES	1,615	0	1,615	0	1,615
091005 SPECIAL HEALTH TRANSFER	3,898	0	3,898	0	3,898
ALLOCABLE REVENUE TOTAL	5,763	0	5,763	0	5,763
8. OTHER STATE CONTRIBUTIONS NOT IN CHD TRUST FUND - STATE					
ADAP	0	0	0	415,287	415,287
PHARMACY DRUG PROGRAM	0	0	0	53,494	53,494
WIC PROGRAM	0	0	0	3,459,028	3,459,028
BUREAU OF PUBLIC HEALTH LABORATORIES	0	0	0	28,456	28,456
IMMUNIZATIONS	0	0	0	703,801	703,801
OTHER STATE CONTRIBUTIONS TOTAL	0	0	0	4,660,016	4,660,016
9. DIRECT LOCAL CONTRIBUTIONS - BCC/TAX DISTRICT					
008005 CHD LOCAL REVENUE & EXPENDITURES	0	601,661	601,661	0	601,661
DIRECT COUNTY CONTRIBUTIONS TOTAL	0	601,661	601,661	0	601,661
10. FEES AUTHORIZED BY COUNTY ORDINANCE OR RESOLUTION - COUNTY					
001078 CHD CLINIC FEES	0	793,663	793,663	0	793,663
001077 CHD CLINIC FEES	0	57,982	57,982	0	57,982
001094 CHD LOCAL ENVIRONMENTAL FEES	0	209,861	209,861	0	209,861
001110 VITAL STATISTICS CERTIFIED RECORDS	0	255,087	255,087	0	255,087
FEES AUTHORIZED BY COUNTY TOTAL	0	1,316,593	1,316,593	0	1,316,593
11. OTHER CASH AND LOCAL CONTRIBUTIONS - COUNTY					
001029 CHD CLINIC FEES	0	113,987	113,987	0	113,987
001090 CHD CLINIC FEES	0	1,474	1,474	0	1,474
005000 CHD LOCAL REVENUE & EXPENDITURES	0	11,000	11,000	0	11,000
007010 RYAN WHITE TITLE III - DIRECT TO CHD	0	209,785	209,785	0	209,785
007010 RYAN WHITE TITLE III - DIRECT TO CHD	0	69,979	69,979	0	69,979

ATTACHMENT II

OKALOOSA COUNTY HEALTH DEPARTMENT

Part II: Sources of Contributions to County Health Department
October 1, 2017 to September 30, 2018

	State CHD Trust Fund (Cash)	County CHD Trust Fund	Total CHD Trust Fund (Cash)	Other Contribution	Total
011001 HEALTHY START DATA MANAGEMENT	0	1,756	1,756	0	1,756
090002 DRAW DOWN FROM PUBLIC HEALTH UNIT	0	160,002	160,002	0	160,002
OTHER CASH AND LOCAL CONTRIBUTIONS TOTAL	0	567,983	567,983	0	567,983
12. ALLOCABLE REVENUE - COUNTY					
001009 CHD CLINIC FEES	0	250	250	0	250
018000 CHD CLINIC FEES	0	1,615	1,615	0	1,615
031006 SPECIAL HEALTH TRANSFER	0	3,898	3,898	0	3,898
COUNTY ALLOCABLE REVENUE TOTAL	0	5,763	5,763	0	5,763
13. BUILDINGS - COUNTY					
ANNUAL RENTAL EQUIVALENT VALUE	0	0	0	440,412	440,412
JANITORIAL	0	0	0	76,000	76,000
UTILITIES	0	0	0	0	0
BUILDING MAINTENANCE	0	0	0	0	0
GROUNDS MAINTENANCE	0	0	0	0	0
INSURANCE	0	0	0	0	0
OTHER (Specify)	0	0	0	0	0
OTHER (Specify)	0	0	0	0	0
BUILDINGS TOTAL	0	0	0	516,412	516,412
14. OTHER COUNTY CONTRIBUTIONS NOT IN CHD TRUST FUND - COUNTY					
EQUIPMENT / VEHICLE PURCHASES	0	0	0	0	0
VEHICLE INSURANCE	0	0	0	0	0
VEHICLE MAINTENANCE	0	0	0	0	0
OTHER COUNTY CONTRIBUTION (SPECIFY)	0	0	0	0	0
OTHER COUNTY CONTRIBUTION (SPECIFY)	0	0	0	0	0
OTHER COUNTY CONTRIBUTIONS TOTAL	0	0	0	0	0
GRAND TOTAL CHD PROGRAM	4,145,216	3,640,480	7,785,696	5,176,428	12,962,124

ATTACHMENT II

OSAGE COUNTY HEALTH DEPARTMENT

Part III - Planned Staffing, Grants, Services and Expenditures by Program Service Area Within Each Level of Service

October 1, 2017 to September 30, 2018

Quarterly Expenditure Plan

	FTEs				Quarterly Expenditure Plan				State	County	Grand Total
	(FTE)	Child	Services	Yield	1st	2nd	3rd	4th			
	(0.00)	(000)	(000)		(Whole dollars only)						
A. COMMUNICABLE DISEASE CONTROL:											
IMMUNIZATION (101)	8.18	3,171	4,060	38,602	45,025	38,602	45,025	86,632	80,622	167,254	
SEXUALLY TRANS. DIS. (102)	6.01	1,187	1,801	84,733	98,831	84,733	98,831	189,388	177,740	367,128	
HIV/AIDS PREVENTION (03A1)	0.55	0	484	7,256	8,464	7,256	8,464	25,837	5,803	31,440	
HIV/AIDS SURVEILLANCE (03A2)	0.00	0	0	0	0	0	0	0	0	0	
HIV/AIDS PATIENT CARE (03A3)	12.84	914	1,388	363,242	423,677	363,242	423,678	240,937	1,333,602	1,573,839	
ADAP (03A4)	0.53	51	404	6,993	8,157	6,993	8,158	26,358	3,943	30,301	
TUBERCULOSIS (104)	1.08	33	257	20,936	24,419	20,936	24,419	75,792	14,918	90,710	
COMM. DIS. SURV. (106)	5.62	0	2,416	95,655	111,570	95,655	111,669	182,071	232,878	414,449	
HEPATITIS (109)	0.10	34	46	1,170	1,365	1,170	1,366	1,157	3,913	5,070	
PREPAREDNESS AND RESPONSE (116)	8.71	0	76	75,886	87,928	75,886	87,928	244,926	81,702	326,628	
REFUGEE HEALTH (118)	0.00	0	0	0	0	0	0	0	0	0	
VITAL RECORDS (130)	1.67	7,981	17,794	22,910	26,722	22,910	26,722	16,569	82,695	99,264	
COMMUNICABLE DISEASE SUBTOTAL	35.29	12,781	28,719	716,883	836,188	716,883	836,159	1,088,967	2,017,116	3,106,083	
B. PRIMARY CARE:											
CHRONIC DISEASE PREVENTION PRO (210)	1.21	3,132	108	21,048	24,580	21,048	24,549	50,219	40,976	91,195	
WIC (21W1)	18.22	11,149	55,067	347,025	388,124	347,025	388,124	1,020,181	50,167	1,070,298	
TOBACCO USE INTERVENTION (212)	3.20	0	326	46,980	54,797	46,980	54,798	188,723	14,832	208,555	
WIC BREASTFEEDING PEER COUNSELING (21W2)	1.73	0	3,271	13,766	16,056	13,766	16,057	55,694	3,951	59,645	
FAMILY PLANNING (223)	14.95	3,438	7,476	210,691	245,745	210,691	245,746	608,077	304,796	912,873	
IMPROVED PREGNANCY OUTCOME (226)	0.00	0	0	0	0	0	0	0	0	0	
HEALTHY START PRENATAL (227)	0.07	993	4,729	1,402	1,635	1,402	1,635	798	5,276	6,074	
COMPREHENSIVE CHILD HEALTH (229)	0.00	0	0	168	196	168	198	710	18	728	
HEALTHY START CHILD (231)	0.00	0	0	0	0	0	0	0	0	0	
SCHOOL HEALTH (234)	4.34	0	209,573	67,647	78,902	67,647	78,902	248,871	44,227	293,098	
COMPREHENSIVE ADULT HEALTH (237)	0.70	277	357	9,210	10,742	9,210	10,741	7,434	32,469	39,903	
COMMUNITY HEALTH DEVELOPMENT (238)	3.20	0	1,071	81,204	94,715	81,204	94,716	249,783	102,056	351,839	
DENTAL HEALTH (240)	12.07	3,189	6,391	208,098	242,715	208,098	242,714	170,376	731,239	901,615	
PRIMARY CARE SUBTOTAL	59.69	23,178	285,363	907,234	1,058,177	907,234	1,058,178	2,600,516	1,330,007	3,930,823	
C. ENVIRONMENTAL HEALTH:											
Water and Onsite Sewage Programs											
COSTAL BEACH MONITORING (347)	0.21	274	284	4,438	5,171	4,438	5,170	11,508	7,699	19,207	
LIMITED USE PUBLIC WATER SYSTEMS (357)	0.18	8	50	2,182	2,545	2,182	2,544	2,241	7,212	9,453	
PUBLIC WATER SYSTEM (358)	0.00	0	0	0	0	0	0	0	0	0	
PRIVATE WATER SYSTEM (359)	0.01	0	8	170	198	170	198	75	661	736	
ONSITE SEWAGE TREATMENT & DISPOSAL (361)	3.85	610	1,610	72,590	89,168	77,090	75,668	202,395	112,121	314,516	
Group Total	4.20	892	1,953	79,375	97,082	83,875	83,580	216,219	127,693	343,912	
Facility Programs											
TATTOO FACILITY SERVICES (344)	0.00	0	0	0	0	0	0	0	0	0	
FOOD HYGIENE (348)	1.94	224	811	23,113	26,958	23,113	26,959	78,403	21,740	100,143	

ATTACHMENT II

ORALOSA COUNTY HEALTH DEPARTMENT

Part III Planned Services, Clients, Services and Expenditures by Program/Service Area Within Each Level of Service


October 1, 2017 to September 30, 2018

	FTEs (0.00)	Clients/Services		Quarterly Expenditures Plan				State	County	Grand Total
		Units	Visits	1st	2nd	3rd	4th			
				(Whole dollars only)						
BODY PIERCING FACILITIES SERVICES (340)	0.00	0	0	0	0	0	0	0	0	0
GROUP CARE FACILITY (361)	0.27	86	177	4,232	4,936	4,232	4,936	1,831	16,505	18,336
MIGRANT LABOR CAMP (362)	0.00	0	0	41	48	41	47	20	157	177
HOUSING & PUB. BLDG. (363)	0.00	0	0	0	0	0	0	0	0	0
MOBILE HOME AND PARK (364)	0.62	124	423	8,921	9,706	8,921	9,706	16,294	19,820	36,054
POOLS/BATHING PLACES (366)	1.93	473	1,817	30,792	36,915	30,792	36,914	75,068	67,747	133,413
BIOMEDICAL WASTE SERVICES (364)	0.00	0	0	0	0	0	0	0	0	0
TANNING FACILITY SERVICES (369)	0.14	16	65	2,254	2,628	2,254	2,628	4,576	5,188	9,704
Group Total	4.80	923	3,293	68,753	80,191	68,753	80,190	176,730	121,167	297,887
Groundwater Contamination										
STORAGE TANK COMPLIANCE SERVICES (355)	0.00	0	0	0	0	0	0	0	0	0
SUPER ACT SERVICES (366)	0.07	0	4	1,013	1,182	1,013	1,182	1,494	2,896	4,390
Group Total	0.07	0	4	1,013	1,182	1,013	1,182	1,494	2,896	4,390
Community Hygiene										
COMMUNITY ENVIR. HEALTH (346)	0.00	0	0	0	0	0	0	0	0	0
INJURY PREVENTION (346)	0.00	0	0	0	0	0	0	0	0	0
LEAD MONITORING SERVICES (350)	0.00	0	0	0	0	0	0	0	0	0
PUBLIC SEWAGE (362)	0.00	0	0	0	0	0	0	0	0	0
SOLID WASTE DISPOSAL SERVICE (363)	0.00	0	0	0	0	0	0	0	0	0
SANTARY NUISANCE (365)	0.62	379	338	7,078	8,605	7,378	8,604	4,319	27,646	31,965
RABIES SURVEILLANCE (366)	0.27	47	195	4,169	4,862	4,169	4,862	4,097	13,965	18,062
ARBOVIRUS SURVEIL. (367)	0.00	0	0	0	0	0	0	0	0	0
RODENT/ARTHIPOD CONTROL (368)	0.00	0	0	0	0	0	0	0	0	0
WATER POLLUTION (370)	0.00	0	0	0	0	0	0	0	0	0
INDOOR AIR (371)	0.00	0	0	0	0	0	0	0	0	0
RADIOLOGICAL HEALTH (372)	0.00	0	0	0	0	0	0	0	0	0
TOXIC SUBSTANCES (373)	0.00	0	0	0	0	0	0	0	0	0
Group Total	0.89	426	528	11,547	13,467	11,547	13,466	8,416	41,611	50,027
ENVIRONMENTAL HEALTH SUBTOTAL	9.96	2,240	5,778	160,688	181,822	165,188	178,416	402,869	293,357	696,216
D. NON-OPERATIONAL COSTS:										
NON-OPERATIONAL COSTS (399)	0.07	0	0	3,432	4,038	3,462	4,038	15,000	0	15,000
ENVIRONMENTAL HEALTH SURCHARGE (399)	0.00	0	0	6,951	8,107	6,951	8,108	30,117	0	30,117
MEDICAID BUYBACK (611)	0.00	0	0	1,721	2,007	1,721	2,008	7,457	0	7,457
NON-OPERATIONAL COSTS SUBTOTAL	0.07	0	0	12,104	14,152	12,134	14,154	52,574	0	52,574
TOTAL CONTRACT	105.01	37,149	322,863	1,795,939	2,100,409	1,801,439	2,083,909	4,145,216	3,940,460	7,785,696

Okaloosa
Contract Management Variance Report
for Period 10/01/2017 to 06/30/2018

Program	Approved FTE	Planned FTE	% Variance FTE	Base FTE Client/Units	Planned Client/Units	% Variance Client/Units	Approved Units/Services	Planned Units/Services	% Variance Units/Services	Reported Expenditures	Planned Expenditures	% Variance Expenditures
Communicable Disease Section												
01:Immunization	3.75	3.18	17.92	1,918	2,378	-19.25	2,737	3,045	-10.11	\$120,332.02	\$122,229.00	-1.55
02:Sexually Trans. Dis.	5.72	6.01	-4.83	1,083	898	20.83	1,544	1,381	14.08	\$745,288.76	\$768,297.00	-8.58
03:AIDS	14.66	13.92	5.32	164	274	-40.09	2,319	1,707	35.85	\$1,298,812.06	\$1,195,280.00	8.66
04:Tuberculosis	0.94	1.08	-12.96	26	25	5.05	109	193	-43.45	\$67,900.77	\$66,291.00	2.43
06:Comm. Dis. Surv.	9.45	5.62	68.15	0	0		3,204	1,811	78.89	\$321,094.69	\$302,680.00	6.01
09:Hepatitis	0.05	0.10	-50.00	54	26	111.76	78	30	160.00	\$672.14	\$3,705.03	-81.86
16:Preparedness and Response	7.68	3.71	107.01	0	0		151	57	164.91	\$207,517.85	\$238,700.00	-13.06
18:Refugee Health	0.03	0.00		0	0		0	0		(\$51.09)	\$0.00	
80:Vital Records	1.72	1.67	2.99	5,591	5,948	-6.01	12,813	13,346	-3.98	\$70,885.56	\$72,542.00	-2.28
Communicable Disease Totals	44.00	35.29	24.68	8,836	9,548	-7.46	22,954	21,259	6.57	\$2,332,402.75	\$2,269,924.00	2.73
Primary Care Section												
10:Chronic Disease Prevention Pro	1.12	1.21	-7.44	803	2,349	-65.82	114	79	44.76	\$57,730.11	\$66,646.00	-13.38
12:Tobacco Use Intervention	3.00	3.20	-6.25	0	0		286	245	16.97	\$134,503.54	\$148,757.00	-9.58
21:WIC	19.58	19.95	-1.65	3,119	8,362	-62.70	39,268	43,754	-10.25	\$825,977.33	\$825,762.00	0.03
23:Family Planning	14.15	14.95	-5.35	1,963	2,579	-23.87	5,165	5,607	-7.88	\$589,890.33	\$667,127.00	-11.59
25:Improved Pregnancy Outcome	0.00	0.00		0	0		0	0		\$0.00	\$0.00	
27:Healthy Start Prenatal	0.01	0.07	-85.71	702	743	-5.74	3,803	3,547	7.22	\$386.02	\$4,439.00	-91.30
29:Comprehensive Child Health	0.00	0.00		0	0		0	0		\$0.00	\$532.00	-100.00
31:Healthy Start Child	0.01	0.00		599	0		2,564	0		\$457.09	\$0.00	
34:School Health	4.06	4.34	-4.45	0	0		285,319	157,180	80.25	\$202,689.03	\$214,196.00	-5.39
37:Comprehensive Adult Health	0.20	0.70	-71.43	64	208	-59.57	110	268	-58.92	\$6,864.92	\$29,162.00	-76.46
38:Community Health Development	3.93	3.20	22.81	0	0		685	803	-14.72	\$299,675.73	\$257,123.00	16.55
40:Dental Health	11.79	12.07	-2.32	2,176	2,392	-9.02	4,643	4,793	1.04	\$701,481.34	\$658,901.00	6.46
Primary Care Totals	57.83	58.69	-3.08	9,446	16,634	-43.21	340,177	216,275	57.29	\$2,819,624.31	\$2,872,645.00	-1.83
Environmental Health Section												

1:Water & Onsite Sewage	5.14	-4.20	22.38	1,848	849	71.35	2,008	1,485	37.06	\$395,602.85	\$260,332.00	11.65
2:Facility Programs	4.78	4.89	-8.42	344	692	-36.25	2,042	2,470	-17.32	\$215,469.37	\$217,697.00	-1.02
3:Groundwater Contamination Program	0.04	0.07	-42.86	1	0		2	3	-13.33	\$2,742.28	\$2,208.00	-31.04
4:Community Hygiene	0.74	0.89	-16.25	932	320	191.71	283	396	-28.54	\$35,179.94	\$38,551.00	4.43
ETW/Consolidated Health	10.70	3.94	3.33	3,423	1,860	44.32	8,318	6,318	10.02	\$46,466.43	\$50,794.00	\$3.94
TOTAL	17.55	10.24	7.25	20,705	27,902	23.69	33,166	23,167	51.73	\$3,598,206.42	\$3,690,757.00	16.67



Okaloosa DE580 Analysis of Fund Equities Report

Note: This report is based upon Schedule C, FIRS
and year-to-date FLAIR transactions as of 06/30/2018

Okaloosa CHD (643646) DE580 Analysis of Fund Equities Report for fiscal year 2017-2018 as of 06/30/2018
Actual Year-to-Date (through Jun)

OCA	OCA Title	Beginning Cash	Revenues YTD	Expenditures YTD	Certified Forward Expenditures YTD	Actual Cash YTD
State						
1E000	ON SITE SEWAGE DISPOSAL PERMIT FEES	191.40	13,867.60	13,569.80	0.00	289.20
1O000	SANITATION CERTIFICATES (FOOD INSPECTION)	0.00	3,027.65	3,027.65	0.00	0.00
3S000	INSPECTIONS OF SUMMER FEEDING PROGRAM - DOE	0.00	998.00	998.00	0.00	0.00
4B000	AIDS PATIENT CARE	2,514.26	100,000.00	100,000.00	2,514.26	0.00
4BAPS	AIDS PREVENTION & SURVEILLANCE - GENERAL REVENUE	0.00	20,920.00	20,150.80	0.00	769.20
7F000	CHD - TB COMMUNITY PROGRAM	1,453.24	54,638.00	54,638.00	1,453.24	0.00
9V000	STATE UNDERGROUND PETROLEUM RESPONSE ACT	0.00	1,550.00	1,550.00	0.00	0.00
ADA18	AIDS DRUG ASSISTANCE PROGRAM ADMIN HQ	1,854.27	15,782.43	17,473.33	163.37	0.00
ADA19	AIDS DRUG ASSISTANCE PROGRAM ADMIN HQ	0.00	0.00	4,409.00	0.00	(4,409.00)
B9000	SEPTIC TANK RESEARCH SURCHARGE	35.00	1,825.00	1,835.00	0.00	25.00
BPC16	WIC BREASTFEEDING PEER COUNSELING PROG	(1,135.48)	27,491.55	24,382.61	1,973.46	0.00
BPC17	WIC BREASTFEEDING PEER COUNSELING PROG	0.00	12,862.36	13,557.66	0.00	(695.30)
BY000	SEPTIC TANK VARIANCE FEES 50%	(750.00)	0.00	0.00	0.00	(750.00)
CBM18	COASTAL BEACH WATER QUALITY MONITORING	0.00	6,355.34	8,248.04	0.00	(1,892.70)
CIP17	COMPREHENSIVE COMMUNITY CARDIO - PHBG	0.00	18,666.18	26,250.00	0.00	(7,583.82)
DE017	CMS-MCH PURCHASED CLIENT SERVICES	0.00	20,523.01	22,280.00	0.00	(1,756.99)
DNSPJ	DENTAL SPECIAL INITIATIVE PROJECTS	0.00	6,200.00	6,200.00	0.00	0.00
ENVFE	CHD STATEWIDE ENVIRONMENTAL FEES	12,608.71	301,001.03	296,749.24	12,608.71	4,251.79
FMP18	FAMILY PLANNING TITLE X - GRANT	0.00	105,426.19	136,861.00	0.00	(31,434.81)
FMPGR	FAMILY PLANNING GENERAL REVENUE	0.00	66,268.00	66,268.00	0.00	0.00
HPVM7	HPP VOLUNTEER MANAGEMENT	(330.96)	330.96	0.00	0.00	0.00
IMM18	IMMUNIZATION ACTION PLAN	(154.65)	43,577.65	43,423.00	205.11	(205.11)
K3000	PUBLIC SWIMMING POOL PERMIT FEES-10% HQ TRANSFER	310.00	8,951.25	7,623.75	0.00	1,637.50
M5000	DRINKING WATER PROGRAM OPERATIONS	0.00	72.00	72.00	0.00	0.00
MC237	MCH SPECIAL PRJCT UNPLANNED PREGNANCY	0.00	47,737.00	47,737.00	0.00	0.00
MCH47	MCH SPECIAL PROJECTS DENTAL	0.00	30,000.00	30,000.00	0.00	0.00

NCGRV	CHD GENERAL REVENUE NON-CATEGORICAL	14,992.02	1,483,338.00	1,435,039.16	14,992.02	48,298.84
PCG00	PRIMARY CARE PROGRAM	0.00	245,068.00	245,068.00	0.00	0.00
PHCP8	BASE COMMUNITY PREPAREDNESS CAPABILITY	0.00	82,172.82	86,413.85	0.00	(4,241.03)
PHEI8	BASE PUB HLTH SURVEILLANCE & EPI INVESTIGATION	0.00	113,922.26	112,723.60	0.00	1,198.66
PHVM7	BASE VOLUNTEER MANAGEMENT	0.00	26,038.00	25,887.66	0.00	150.34
R9000	TANNING FACILITIES	0.00	393.62	393.62	0.00	0.00
SCHGR	SCHOOL HEALTH SERVICES - GENERAL REVENUE	4,225.49	177,240.00	168,932.99	4,929.43	7,603.07
SEWTN	ONSITE SEWAGE TRAINING CENTER	25.00	1,325.00	1,330.00	0.00	20.00
TCI18	TOBACCO STATE AND COMMUNITY INTERVENTIONS	0.00	150,688.00	146,736.75	0.00	3,951.25
TSMAT	HURRICAN MATTHEW EXECUTIVE ORDER 16-230	(2,156.04)	2,156.04	0.00	0.00	0.00
UQ000	MOBILE HOME & RV PARK FEES	0.00	1,397.90	1,397.90	0.00	0.00
WIC17	WIC PROGRAM ADMINISTRATION	(27,101.42)	265,945.51	208,480.78	30,363.31	0.00
WIC18	WIC PROGRAM ADMINISTRATION	0.00	554,915.98	588,580.53	0.00	(33,664.55)
	State Total	6,580.84	4,012,472.33	3,968,288.72	69,202.91	(18,438.46)
Local		0.00	0.00	0.00	0.00	0.00
CLFEE	CHD CLINIC FEES	619,208.11	2,119,979.52	2,283,148.48	102,630.56	353,408.59
ENVLF	CHD LOCAL ENVIRONMENTAL FEES	280,505.71	211,641.45	176,357.06	6,420.11	309,369.99
HSDMT	HEALTHY START DATA MANAGEMENT	0.00	1,756.35	1,756.35	0.00	0.00
JV000	VITAL STATISTICS CERTIFIED RECORDS	69,713.07	255,848.50	183,944.27	42,315.99	99,301.31
LOGOV	CHD LOCAL REVENUE & EXPENDITURES	(75,882.26)	606,441.24	589,594.24	24,394.56	(83,429.82)
RWT18	RYAN WHITE TITLE III - DIRECT TO CHD	(84,185.47)	308,295.00	209,785.41	14,324.12	0.00
RWT19	RYAN WHITE TITLE III - DIRECT TO CHD	0.00	39,096.31	45,331.07	0.00	(6,234.76)
SHT18	SPECIAL HEALTH TRANSFER	0.00	7,795.00	7,795.00	0.00	0.00
ZIKAP	ZIKA CHD APPROVED EXPENDITURES	(51.38)	51.38	0.00	0.00	0.00
	Local Total	809,307.78	3,550,904.75	3,497,711.88	190,085.34	672,415.31
	Grand Total	815,888.62	7,563,377.08	7,466,000.60	259,288.25	653,976.85

Mission:

To protect, promote & improve the health of all people in Florida through integrated state, county & community efforts.



Rick Scott
Governor

Celeste Philip, MD, MPH
Surgeon General and Secretary

Vision: To be the Healthiest State in the Nation

April 27, 2017

The Honorable Carolyn N. Ketchel, Chairman
Okaloosa Board of County Commissioners
302 N Wilson Street, Suite 203
Crestview, FL 32536

Contract # C13-2061-HD
FLORIDA DEPT OF HEALTH
RENOVATION AGREEMENT W/HEALTH DEPT
EXPIRES: INDEFINITE

RE: FY 2016-17 Contract between the Okaloosa Board of County Commissioners and the Department of Health for operation of the Okaloosa County Health Department

Dear Chairman Ketchel:

The above-referenced Core Contract and Section 154.02, Florida Statutes, require that the Department of Health submit quarterly reports to the County with the following information.

As specified in Section 4., Paragraph d., enclosed are updated Attachment II Part II and Part III Revenue and Expenditure Attachments. These attachments reflect any revenue or expenditure adjustments since the previous quarter.

As specified in Section 6., Paragraphs o.i and ii, also enclosed are the DE385L1 Contract Management Variance Report and the DE580L1 Analysis of Fund Equities Report. A written explanation is provided for any service level expenditure variance that deviates more than 25 percent from the planned service expenditure amount and exceeds three percent of the total planned expenditures for the corresponding level of service at the end of the contract year.

If you have any questions, please feel free to contact Susan Wagner at (850)833-9233 extension 2137.

Sincerely,

A handwritten signature in black ink that reads "Karen A. Chapman for KAC".

Karen A. Chapman, MD, MPH
Director
Okaloosa County Health Department

Enclosures

Cc: Beth Benton, Office of Budget and Revenue Management

Florida Department of Health
in OKALOOSA COUNTY
221 Hospital Dr. NE, Ft Walton Beach, FL 32548
PHONE: 850/833-9240 • FAX 850/833-9252
www.healthyoakaloosa.com

Accredited Health Department
Public Health Accreditation Board

The logo for the Public Health Accreditation Board (PHAB) consists of the letters "PHAB" in a bold, sans-serif font, with each letter inside a dark square.

C13-2061-HD

Mission:

To protect, promote & improve the health of all people in Florida through integrated state, county & community efforts.



Rick Scott
Governor

Celeste Philip, MD, MPH
Surgeon General and Secretary

Vision: To be the Healthiest State in the Nation

April 24, 2018

The Honorable Graham Fountain
Okaloosa Board of County Commissioners
302 N Wilson Street, Suite 203
Crestview, FL 32536

Contract # C13-2061-HD
FLORIDA DEPT OF HEALTH
RENOVATION AGREEMENT W/HEALTH DEPT
EXPIRES: INDEFINITE

RE: FY 2017-18 Contract between the Okaloosa Board of County Commissioners and the Department of Health for operation of the Okaloosa County Health Department

Dear Chairman Fountain:

The above-referenced Core Contract and Section 154.02, Florida Statutes, require that the Department of Health submit quarterly reports to the County with the following information.

As specified in Section 4., Paragraph d., enclosed are updated Attachment II Part II and Part III Revenue and Expenditure Attachments. These attachments reflect any revenue or expenditure adjustments since the previous quarter.

As specified in Section 6., Paragraphs o.i and ii, also enclosed are the DE385L1 Contract Management Variance Report and the DE580L1 Analysis of Fund Equities Report. A written explanation is provided for any service level expenditure variance that deviates more than 25 percent from the planned service expenditure amount and exceeds three percent of the total planned expenditures for the corresponding level of service at the end of the contract year.

If you have any questions, please feel free to contact Susan Wagner at (850)344-0515.

Sincerely,

A handwritten signature in black ink, appearing to read "Karen A. Chapman", is written over a faint, larger version of the same signature.

Karen A. Chapman, MD, MPH
Director
Okaloosa County Health Department

Enclosures

Cc: Beth Benton, Office of Budget and Revenue Management

Florida Department of Health
in OKALOOSA COUNTY
221 Hospital Dr. NE, Ft Walton Beach, FL 32548
PHONE: 850/833-9240 • FAX 850/833-9252
www.healthyoakaloosa.com

The logo for the Public Health Accreditation Board (PHAB) consists of the letters "PHAB" in a bold, sans-serif font, with each letter inside a separate square. To the right of the logo, the text "Accredited Health Department" is written in a bold font, with "Public Health Accreditation Board" in a smaller font below it.

Accredited Health Department
Public Health Accreditation Board

ATTACHMENT II

OKALOOSA COUNTY HEALTH DEPARTMENT

Part II: Sources of Contributions to County Health Department

October 1, 2017 to September 30, 2018

	State CHD Trust Fund (cash)	County CHD Trust Fund	Total CHD Trust Fund (cash)	Other Contribution	Total
1. GENERAL REVENUE - STATE					
015040 AIDS PATIENT CARE	100,000	0	100,000	0	100,000
015040 AIDS PREVENTION & SURVEILLANCE - GENERAL REVENUE	20,920	0	20,920	0	20,920
015040 CHD - TB COMMUNITY PROGRAM	54,638	0	54,638	0	54,638
015040 DENTAL SPECIAL INITIATIVE PROJECTS	6,200	0	6,200	0	6,200
015040 FAMILY PLANNING GENERAL REVENUE	66,268	0	66,268	0	66,268
015040 PRIMARY CARE PROGRAM	245,068	0	245,068	0	245,068
015040 SCHOOL HEALTH SERVICES - GENERAL REVENUE	177,240	0	177,240	0	177,240
015060 CHD GENERAL REVENUE NON-CATEGORICAL	1,483,338	0	1,483,338	0	1,483,338
GENERAL REVENUE TOTAL	2,153,672	0	2,153,672	0	2,153,672
2. NON GENERAL REVENUE - STATE					
015010 STATE UNDERGROUND PETROLEUM RESPONSE ACT	2,000	0	2,000	0	2,000
015010 TOBACCO STATE AND COMMUNITY INTERVENTIONS	150,688	0	150,688	0	150,688
015010 HURRICAN MATTHEW EXECUTIVE ORDER 16-230	2,166	0	2,166	0	2,166
NON GENERAL REVENUE TOTAL	154,844	0	154,844	0	154,844
3. FEDERAL FUNDS - STATE					
007000 ABSTINENCE EDUCATION GRANT PROGRAM	2,832	0	2,832	0	2,832
007000 WIC BREASTFEEDING PEER COUNSELING PROG	58,883	0	58,883	0	58,883
007000 COASTAL BEACH WATER QUALITY MONITORING	9,994	0	9,994	0	9,994
007000 COMPREHENSIVE COMMUNITY CARDIO - PHBG	35,000	0	35,000	0	35,000
007000 CMS-MCH PURCHASED CLIENT SERVICES	57,280	0	57,280	0	57,280
007000 FAMILY PLANNING TITLE X - GRANT	136,861	0	136,861	0	136,861
007000 IMMUNIZATION ACTION PLAN	43,423	0	43,423	0	43,423
007000 MCH SPECIAL PRJCT UNPLANNED PREGNANCY	47,737	0	47,737	0	47,737
007000 MCH SPECIAL PROJECTS DENTAL	30,000	0	30,000	0	30,000
007000 BASE COMMUNITY PREPAREDNESS CAPABILITY	90,162	0	90,162	0	90,162
007000 BASE PUB HLTH SURVEILLANCE & EPI INVESTIGATION	124,081	0	124,081	0	124,081
007000 BASE VOLUNTEER MANAGEMENT	26,038	0	26,038	0	26,038
007000 WIC PROGRAM ADMINISTRATION	858,739	0	858,739	0	858,739
007000 ZIKA ELC M1 ARBOVIRAL DISEASE	376	0	376	0	376
015075 INSPECTIONS OF SUMMER FEEDING PROGRAM - DOE	998	0	998	0	998
018005 AIDS DRUG ASSISTANCE PROGRAM ADMIN HQ	22,046	0	22,046	0	22,046
FEDERAL FUNDS TOTAL	1,544,460	0	1,544,460	0	1,544,460
4. FEES ASSESSED BY STATE OR FEDERAL RULES - STATE					
001020 CHD STATEWIDE ENVIRONMENTAL FEES	123,408	0	123,408	0	123,408
001092 CHD STATEWIDE ENVIRONMENTAL FEES	147,164	0	147,164	0	147,164
001206 ON SITE SEWAGE DISPOSAL PERMIT FEES	9,793	0	9,793	0	9,793
001206 SANITATION CERTIFICATES (FOOD INSPECTION)	2,993	0	2,993	0	2,993
001206 SEPTIC TANK RESEARCH SURCHARGE	1,500	0	1,500	0	1,500
001206 SEPTIC TANK VARIANCE FEES 50%	250	0	250	0	250
001206 PUBLIC SWIMMING POOL PERMIT FEES-10% HQ TRANSFER	8,775	0	8,775	0	8,775
001206 DRINKING WATER PROGRAM OPERATIONS	70	0	70	0	70

ATTACHMENT II

OKALOOSA COUNTY HEALTH DEPARTMENT

**Part II, Sources of Contributions to County Health Department
October 1, 2017 to September 30, 2018**

	State CHD Trust Fund (cash)	County CHD Trust Fund	Total CHD Trust Fund (cash)	Other Contribution	Total
001206 TANNING FACILITIES	400	0	400	0	400
001206 ONSITE SEWAGE TRAINING CENTER	1,200	0	1,200	0	1,200
001206 MOBILE HOME & RV PARK FEES	1,370	0	1,370	0	1,370
FEES ASSESSED BY STATE OR FEDERAL RULES TOTAL	296,923	0	296,923	0	296,923
5. OTHER CASH CONTRIBUTIONS - STATE:					
090001 DRAW DOWN FROM PUBLIC HEALTH UNIT	0	0	0	0	0
OTHER CASH CONTRIBUTION TOTAL	0	0	0	0	0
6. MEDICAID - STATE/COUNTY:					
001057 CHD CLINIC FEES	0	188,088	188,088	0	188,088
001147 CHD CLINIC FEES	0	1,323	1,323	0	1,323
001148 CHD CLINIC FEES	0	991,560	991,560	0	991,560
MEDICAID TOTAL	0	1,180,971	1,180,971	0	1,180,971
7. ALLOCABLE REVENUE - STATE:					
001009 CHD CLINIC FEES	250	0	250	0	250
018000 CHD CLINIC FEES	1,615	0	1,615	0	1,615
081005 SPECIAL HEALTH TRANSFER	3,898	0	3,898	0	3,898
ALLOCABLE REVENUE TOTAL	5,763	0	5,763	0	5,763
8. OTHER STATE CONTRIBUTIONS NOT IN CHD TRUST FUND - STATE					
ADAP	0	0	0	415,237	415,237
PHARMACY DRUG PROGRAM	0	0	0	53,494	53,494
WIC PROGRAM	0	0	0	3,459,028	3,459,028
BUREAU OF PUBLIC HEALTH LABORATORIES	0	0	0	28,456	28,456
IMMUNIZATIONS	0	0	0	703,801	703,801
OTHER STATE CONTRIBUTIONS TOTAL	0	0	0	4,660,016	4,660,016
9. DIRECT LOCAL CONTRIBUTIONS - BCC/TAX DISTRICT					
008005 CHD LOCAL REVENUE & EXPENDITURES	0	601,661	601,661	0	601,661
DIRECT COUNTY CONTRIBUTIONS TOTAL	0	601,661	601,661	0	601,661
10. FEES AUTHORIZED BY COUNTY ORDINANCE OR RESOLUTION - COUNTY					
001073 CHD CLINIC FEES	0	696,575	696,575	0	696,575
001077 CHD CLINIC FEES	0	55,965	55,965	0	55,965
001094 CHD LOCAL ENVIRONMENTAL FEES	0	198,266	198,266	0	198,266
001110 VITAL STATISTICS CERTIFIED RECORDS	0	245,533	245,533	0	245,533
FEES AUTHORIZED BY COUNTY TOTAL	0	1,196,339	1,196,339	0	1,196,339
11. OTHER CASH AND LOCAL CONTRIBUTIONS - COUNTY					
001029 CHD CLINIC FEES	0	111,983	111,983	0	111,983
001090 CHD CLINIC FEES	0	1,377	1,377	0	1,377
005000 CHD LOCAL REVENUE & EXPENDITURES	0	11,000	11,000	0	11,000
007010 RYAN WHITE TITLE III - DIRECT TO CHD	0	209,785	209,785	0	209,785

ATTACHMENT II

OKALOOSA COUNTY HEALTH DEPARTMENT

Part II: Sources of Contributions to County Health Department

October 1, 2017 to September 30, 2018

	State CHD Trust Fund (cash)	County CHD Trust Fund	Total CHD Trust Fund (cash)	Other Contribution	Total
007010 RYAN WHITE TITLE III - DIRECT TO CHD	0	95,053	95,053	0	95,053
011001 HEALTHY START DATA MANAGEMENT	0	2,150	2,150	0	2,150
090002 DRAW DOWN FROM PUBLIC HEALTH UNIT	0	310,683	310,683	0	310,683
OTHER CASH AND LOCAL CONTRIBUTIONS TOTAL	0	742,031	742,031	0	742,031
12. ALLOCABLE REVENUE - COUNTY					
001009 CHD CLINIC FEES	0	250	250	0	250
018000 CHD CLINIC FEES	0	1,615	1,615	0	1,615
031005 SPECIAL HEALTH TRANSFER	0	3,898	3,898	0	3,898
COUNTY ALLOCABLE REVENUE TOTAL	0	5,763	5,763	0	5,763
13. BUILDINGS - COUNTY					
ANNUAL RENTAL EQUIVALENT VALUE	0	0	0	440,412	440,412
JANITORIAL	0	0	0	76,000	76,000
UTILITIES	0	0	0	0	0
BUILDING MAINTENANCE	0	0	0	0	0
GROUNDS MAINTENANCE	0	0	0	0	0
INSURANCE	0	0	0	0	0
OTHER (Specify)	0	0	0	0	0
OTHER (Specify)	0	0	0	0	0
BUILDINGS TOTAL	0	0	0	516,412	516,412
14. OTHER COUNTY CONTRIBUTIONS NOT IN CHD TRUST FUND - COUNTY					
EQUIPMENT / VEHICLE PURCHASES	0	0	0	0	0
VEHICLE INSURANCE	0	0	0	0	0
VEHICLE MAINTENANCE	0	0	0	0	0
OTHER COUNTY CONTRIBUTION (SPECIFY)	0	0	0	0	0
OTHER COUNTY CONTRIBUTION (SPECIFY)	0	0	0	0	0
OTHER COUNTY CONTRIBUTIONS TOTAL	0	0	0	0	0
GRAND TOTAL CHD PROGRAM	4,155,652	3,726,765	7,882,417	5,176,428	13,058,845

ATTACHMENT II

OKALOOSA COUNTY HEALTH DEPARTMENT

Part III: Planned Staffing, Clients, Services and Expenditures By Program Service Area Within Each Level of Service

October 1, 2017 to September 30, 2018

	FTE's (0.00)	Clients/ Units	Services/ Visits	Quarterly Expenditure Plan				State	County	Grand Total
				1st	2nd	3rd	4th			
				(Whole dollars only)						
A. COMMUNICABLE DISEASE CONTROL:										
IMMUNIZATION (101)	8.18	3,171	4,060	38,599	45,020	38,599	46,020	86,682	80,608	167,238
SEXUALLY TRANS. DIS. (102)	6.01	1,187	1,801	85,021	99,167	85,021	99,166	189,388	178,987	368,876
HIV/AIDS PREVENTION (03A1)	0.54	0	475	7,289	8,448	7,239	8,448	25,837	5,527	31,364
HIV/AIDS SURVEILLANCE (03A2)	0.00	0	0	0	0	0	0	0	0	0
HIV/AIDS PATIENT CARE (03A3)	12.86	314	1,869	354,928	413,980	354,928	413,979	240,237	1,297,578	1,537,815
ADAP (03A4)	0.59	51	404	7,019	8,187	7,019	8,186	26,368	4,053	30,411
TUBERCULOSIS (104)	1.08	33	257	20,988	24,479	20,988	24,479	75,792	15,142	60,934
COMM. DIS. SURV. (109)	5.62	0	2,415	96,922	113,048	96,922	113,047	182,071	237,868	419,939
HEPATITIS (109)	0.10	34	40	1,175	1,371	1,175	1,371	1,157	3,935	5,092
PREPAREDNESS AND RESPONSE (110)	3.72	0	76	76,380	53,089	91,380	110,089	244,926	86,012	330,938
REFUGEE HEALTH (118)	0.00	0	0	0	0	0	0	0	0	0
VITAL RECORDS (180)	1.87	7,931	17,794	22,812	26,607	22,812	26,608	16,569	82,270	98,830
COMMUNICABLE DISEASE SUBTOTAL	35.30	12,781	28,711	711,083	793,391	720,083	850,368	1,093,967	1,991,978	3,080,945
B. PRIMARY CARE:										
CHRONIC DISEASE PREVENTION PRO (210)	1.21	3,132	105	20,918	24,398	20,918	24,398	50,219	40,418	90,832
WIC (21W1)	18.22	11,149	55,067	251,486	293,328	251,486	293,328	1,044,566	45,062	1,089,628
TOBACCO USE INTERVENTION (212)	3.20	0	326	47,712	55,651	47,712	55,651	188,723	18,003	206,726
WIC BREASTFEEDING PEER COUNSELING (21W2)	1.78	0	3,271	17,855	20,826	17,855	20,826	74,212	3,149	77,361
FAMILY PLANNING (223)	14.95	3,438	7,476	211,482	246,668	211,482	246,669	610,134	306,167	916,301
IMPROVED PREGNANCY OUTCOME (225)	0.00	0	0	0	0	0	0	0	0	0
HEALTHY START PRENATAL (227)	0.07	993	4,729	1,485	1,732	1,485	1,732	798	5,636	6,434
COMPREHENSIVE CHILD HEALTH (229)	0.00	0	0	168	166	168	197	710	19	729
HEALTHY START CHILD (231)	0.00	0	0	0	0	0	0	0	0	0
SCHOOL HEALTH (234)	4.34	0	209,573	67,638	73,891	67,638	78,892	248,871	44,188	293,059
COMPREHENSIVE ADULT HEALTH (237)	0.70	277	357	9,243	10,781	9,243	10,781	7,434	32,614	40,048
COMMUNITY HEALTH DEVELOPMENT (238)	3.20	0	1,071	85,170	119,340	65,170	99,340	249,788	119,237	369,020
DENTAL HEALTH (240)	12.06	3,187	6,386	223,151	260,279	223,151	260,279	170,376	796,484	966,860
PRIMARY CARE SUBTOTAL	59.66	22,176	288,361	936,308	1,112,090	916,808	1,092,032	2,645,826	1,410,972	4,056,798
C. ENVIRONMENTAL HEALTH:										
Water and Onsite Sewage Programs										
COSTAL BEACH MONITORING (347)	0.21	274	284	4,439	5,178	4,439	5,179	11,508	7,727	19,235
LIMITED USE PUBLIC WATER SYSTEMS (357)	0.12	8	46	1,966	2,208	1,965	2,293	1,910	6,606	8,516
PUBLIC WATER SYSTEM (358)	0.00	0	0	0	0	0	0	0	0	0
PRIVATE WATER SYSTEM (359)	0.01	0	9	170	198	170	199	75	662	737
ONSITE SEWAGE TREATMENT & DISPOSAL (361)	3.85	610	1,610	90,460	107,519	60,460	93,519	172,297	89,661	261,958
Group Total	4.19	892	1,949	67,034	115,188	67,034	41,180	185,790	104,656	290,446
Facility Programs										
TATTOO FACILITY SERVICES (344)	0.00	0	0	0	0	0	0	0	0	0
FOOD HYGIENE (348)	1.94	224	811	31,481	29,218	31,481	44,218	78,542	57,856	136,398

ATTACHMENT II

OKALOOSA COUNTY HEALTH DEPARTMENT

**Part III. Planned Staffing, Clients, Services and Expenditures By Program Service Area Within Each Level of Service
October 1, 2017 to September 30, 2018**

	FTE's (0.00)	Clients Units	Services/ Visits	Quarterly Expenditure Plan				State	County	Grand Total
				1st	2nd	3rd	4th			
				(Whole dollars only)						
BODY PIERCING FACILITIES SERVICES (349)	0.00	0	0	0	0	0	0	0	0	0
GROUP CARE FACILITY (351)	0.27	86	177	4,240	4,945	4,240	4,945	1,831	16,639	18,370
MIGRANT LABOR CAMP (352)	0.00	0	0	41	48	41	48	20	158	178
HOUSING & PUB. BLDG. (353)	0.00	0	0	0	0	0	0	0	0	0
MOBILE HOME AND PARK (354)	0.62	124	428	8,337	9,724	8,337	9,724	16,234	19,888	36,122
POOLS/BATHING PLACES (360)	1.95	477	1,836	31,071	26,740	31,071	43,740	76,228	58,894	134,622
BIOMEDICAL WASTE SERVICES (364)	0.00	0	0	0	0	0	0	0	0	0
TANNING FACILITY SERVICES (369)	0.14	16	65	2,258	2,638	2,258	2,638	4,576	5,206	9,782
Group Total	4.82	927	3,312	77,428	75,308	77,428	106,308	177,431	158,041	335,472
Groundwater Contamination										
STORAGE TANK COMPLIANCE SERVICES (365)	0.00	0	0	0	0	0	0	0	0	0
SUPER ACT SERVICES (366)	0.07	0	4	1,119	1,305	1,119	1,306	2,471	2,378	4,849
Group Total	0.07	0	4	1,119	1,305	1,119	1,306	2,471	2,378	4,849
Community Hygiene										
COMMUNITY ENVIR. HEALTH (345)	0.00	0	0	0	0	0	0	0	0	0
INJURY PREVENTION (346)	0.00	0	0	0	0	0	0	0	0	0
LEAD MONITORING SERVICES (350)	0.00	0	0	0	0	0	0	0	0	0
PUBLIC SEWAGE (362)	0.00	0	0	0	0	0	0	0	0	0
SOLID WASTE DISPOSAL SERVICE (363)	0.00	0	0	0	0	0	0	0	0	0
SANITARY NUISANCE (365)	0.62	379	338	9,772	5,398	9,772	17,399	4,319	33,022	42,341
RABIES SURVEILLANCE (366)	0.27	47	195	5,727	1,680	5,727	11,681	4,097	20,718	24,815
ARBORVIRUS SURVEIL. (367)	0.00	0	0	0	0	0	0	0	0	0
RODENT/ARTHROPOD CONTROL (368)	0.00	0	0	0	0	0	0	0	0	0
WATER POLLUTION (370)	0.00	0	0	0	0	0	0	0	0	0
INDOOR AIR (371)	0.00	0	0	0	0	0	0	0	0	0
RADIOLOGICAL HEALTH (372)	0.00	0	0	0	0	0	0	0	0	0
TOXIC SUBSTANCES (373)	0.00	0	0	0	0	0	0	0	0	0
Group Total	0.89	426	528	15,499	7,078	15,499	29,080	8,416	58,740	67,156
ENVIRONMENTAL HEALTH SUBTOTAL	9.87	2,245	5,793	161,080	198,879	161,080	176,884	374,108	323,815	697,923
D. NON-OPERATIONAL COSTS:										
NON-OPERATIONAL COSTS (599)	0.07	0	0	3,462	4,038	3,462	4,038	15,000	0	15,000
ENVIRONMENTAL HEALTH SURCHARGE (399)	0.00	0	0	6,082	7,094	6,082	7,093	26,351	0	26,351
MEDICAID BUYBACK (611)	0.00	0	0	1,246	1,454	1,246	1,454	5,400	0	5,400
NON-OPERATIONAL COSTS SUBTOTAL	0.07	0	0	10,790	12,586	10,790	12,585	46,751	0	46,761
TOTAL CONTRACT	105.02	37,152	322,865	1,819,261	2,116,946	1,814,261	2,131,949	4,155,652	3,726,765	7,882,417

Okaloosa
Contract Management Variance Report
for Period 10/01/2017 to 03/31/2018

Program	Reported FTEs	Planned FTEs	% Variance FTE	Reported Clients/Units	Planned Clients/Units	% Variance Clients/Units	Reported Visits/Services	Planned Visits/Services	% Variance Visits/Services	Reported Expenditures	Planned Expenditures	% Variance Expenditures
Communicable Disease Section												
01:Immunization	3.75	3.18	17.92	1,410	1,586	-11.07	1,924	2,030	-5.22	\$83,918.59	\$83,619.00	0.36
02:Sexually Trans. Dis.	5.72	6.01	-4.83	724	599	20.97	998	901	10.83	\$168,215.43	\$184,188.00	-8.67
03:AIDS	14.60	13.92	4.89	132	183	-27.67	1,641	1,134	44.71	\$886,997.77	\$799,796.00	10.90
04:Tuberculosis	0.93	1.08	-13.89	23	17	39.39	84	129	-34.63	\$47,991.11	\$45,467.00	5.55
06:Comm. Dis. Surv.	9.45	5.62	68.15	0	0		2,415	1,208	100.00	\$228,440.88	\$209,970.00	8.80
09:Hepatitis	0.05	0.10	-50.00	39	17	129.41	55	20	175.00	\$490.62	\$2,546.00	-80.73
16:Preparedness and Response	7.68	3.72	106.45	0	0		61	38	60.53	\$126,941.13	\$129,469.00	-1.95
18:Refugee Health	0.03	0.00		0	0		0	0		(\$3.82)	\$0.00	
80:Vital Records	1.72	1.67	2.99	4,182	3,966	5.46	9,519	8,897	6.99	\$48,427.12	\$49,419.00	-2.01
Communicable Disease Totals	43.93	35.30	24.45	6,510	6,366	2.27	16,697	14,356	16.31	\$1,591,418.84	\$1,504,474.00	5.78
Primary Care Section												
10:Chronic Disease Prevention Pro	1.11	1.21	-8.26	542	1,566	-65.39	71	53	35.24	\$39,748.35	\$45,316.00	-12.29
12:Tobacco Use Intervention	3.00	3.20	-6.25	0	0		229	163	40.49	\$91,339.97	\$103,363.00	-11.63
21:WOC	19.39	19.95	-2.81	1,558	5,575	-72.05	26,131	29,169	-10.42	\$565,742.36	\$583,495.00	-3.04
23:Family Planning	14.13	14.95	-5.35	1,462	1,719	-14.95	3,398	3,738	-9.10	\$392,892.81	\$458,150.00	-14.31
25:Improved Pregnancy Outcome	0.00	0.00		0	0		0	0		\$0.00	\$0.00	
27:Healthy Start Prenatal	0.00	0.07	-100.00	521	497	4.93	2,827	2,365	19.56	\$31.07	\$3,217.00	-99.03
29:Comprehensive Child Health	0.00	0.00		0	0		0	0		\$0.00	\$364.00	-100.00
31:Healthy Start Child	0.01	0.00		429	0		1,833	0		\$475.53	\$0.00	
34:School Health	4.06	4.34	-6.45	0	0		188,889	104,787	80.26	\$134,840.26	\$146,529.00	-7.98
37:Comprehensive Adult Health	0.20	0.70	-71.43	59	139	-57.40	79	179	-55.74	\$4,441.32	\$20,024.00	-77.82
38:Community Health Development	3.93	3.20	22.81	0	0		486	536	-9.24	\$231,866.93	\$204,510.00	13.38
40:Dental Health	11.15	12.06	-7.55	1,876	1,594	17.73	3,693	3,193	15.66	\$498,229.47	\$483,430.00	3.06
Primary Care Totals	57.00	59.68	-4.49	6,447	11,088	-41.86	227,636	144,181	57.88	\$1,959,308.07	\$2,048,398.00	-4.35
Environmental Health Section												

1:Water & Onsite Sewage	4.92	4.19	17.42	848	446	90.13	1,411	975	-44.79	\$197,483.38	\$182,222.00	8.38
2:Facility Programs	4.72	4.82	-2.07	349	464	-24.70	1,066	1,656	-35.63	\$150,021.55	\$152,736.00	-1.78
3:Groundwater Contamination Program	0.04	0.07	-42.86	0	0		1	2	-50.00	\$1,081.51	\$2,424.00	-55.38
4:Community Hygiene	0.59	0.89	-33.71	654	213	207.04	155	264	-41.29	\$21,395.88	\$27,577.00	-5.23
Environmental Health Totals	10.27	9.97	3.01	1,851	1,123	64.90	2,633	2,897	-9.18	\$369,982.31	\$359,959.00	2.78
CHD Totals	111.20	104.95	5.96	14,808	18,576	-20.28	246,966	161,433	52.98	\$3,920,709.22	\$3,912,831.00	0.20



Okaloosa DE580 Analysis of Fund Equities Report

Note: This report is based upon Schedule C, FIRS
and year-to-date FLAIR transactions as of 03/31/2018

Okaloosa CHD (643646) DE580 Analysis of Fund Equities Report for fiscal year 2017-2018 as of 03/31/2018

Actual Year-to-Date (through Mar)

OCA	OCA Title	Beginning Cash	Revenues YTD	Expenditures YTD	Certified Forward Expenditures YTD	Actual Cash YTD
State						
1E000	ON SITE SEWAGE DISPOSAL PERMIT FEES	191.40	10,232.40	10,106.60	0.00	317.20
1O000	SANITATION CERTIFICATES (FOOD INSPECTION)	0.00	2,994.40	2,994.40	0.00	0.00
3S000	INSPECTIONS OF SUMMER FEEDING PROGRAM - DOE	0.00	998.00	998.00	0.00	0.00
4B000	AIDS PATIENT CARE	2,514.26	75,000.00	58,636.86	2,514.26	16,363.14
4BAPS	AIDS PREVENTION & SURVEILLANCE - GENERAL REVENUE	0.00	15,690.00	10,926.70	0.00	4,763.30
7F000	CHD - TB COMMUNITY PROGRAM	1,453.24	40,979.00	36,930.32	1,453.24	4,048.68
9V000	STATE UNDERGROUND PETROLEUM RESPONSE ACT	0.00	1,023.00	404.26	0.00	618.74
ABE17	ABSTINENCE EDUCATION GRANT PROGRAM	(1,612.03)	5,726.87	2,831.94	1,282.90	0.00
ADA18	AIDS DRUG ASSISTANCE PROGRAM ADMIN HQ	1,854.27	15,946.10	17,637.00	163.37	0.00
ADA19	AIDS DRUG ASSISTANCE PROGRAM ADMIN HQ	0.00	0.00	0.00	0.00	0.00
B9000	SEPTIC TANK RESEARCH SURCHARGE	35.00	1,365.00	1,370.00	0.00	30.00
BPC16	WIC BREASTFEEDING PEER COUNSELING PROG	(1,135.48)	27,491.55	24,382.61	1,973.46	0.00
BPC17	WIC BREASTFEEDING PEER COUNSELING PROG	0.00	4,765.27	6,262.54	0.00	(1,497.27)
BY000	SEPTIC TANK VARIANCE FEES 50%	(750.00)	0.00	0.00	0.00	(750.00)
CBM17	COASTAL BEACH WATER QUALITY MONITORING	(470.54)	1,636.85	971.80	194.51	0.00
CBM18	COASTAL BEACH WATER QUALITY MONITORING	0.00	3,440.45	3,696.87	0.00	(256.42)
CIP16	COMPREHENSIVE COMMUNITY CARDIO - PHBG	0.00	7,902.04	7,902.04	0.00	0.00
CIP17	COMPREHENSIVE COMMUNITY CARDIO - PHBG	0.00	12,560.57	13,600.35	0.00	(1,039.78)
DE016	CMS-MCH PURCHASED CLIENT SERVICES	437.33	29,562.67	30,000.00	0.00	0.00
DE017	CMS-MCH PURCHASED CLIENT SERVICES	0.00	12,565.62	14,550.71	0.00	(1,985.09)
DNSPJ	DENTAL SPECIAL INITIATIVE PROJECTS	0.00	4,650.00	4,964.37	0.00	(314.37)
ENVFE	CHD STATEWIDE ENVIRONMENTAL FEES	12,608.71	177,671.43	200,558.85	12,608.71	(22,887.42)
FMP18	FAMILY PLANNING TITLE X - GRANT	0.00	76,311.96	85,628.93	0.00	(9,316.97)
FMPGR	FAMILY PLANNING GENERAL REVENUE	0.00	49,701.00	45,482.90	0.00	4,218.10
HPBC6	HOSPITAL PREPAREDNESS CARRYOVER 15-16 FY	(6,749.52)	6,749.52	0.00	0.00	0.00
HPVM7	HPP VOLUNTEER MANAGEMENT	(330.96)	330.96	0.00	0.00	0.00

IMM18	IMMUNIZATION ACTION PLAN	(154.65)	29,560.44	32,012.59	205.11	(2,811.91)
K3000	PUBLIC SWIMMING POOL PERMIT FEES-10% HQ TRANSFER	310.00	1,282.50	1,592.50	0.00	0.00
M5000	DRINKING WATER PROGRAM OPERATIONS	0.00	63.00	63.00	0.00	0.00
MC237	MCH SPECIAL PRJCT UNPLANNED PREGNANCY	0.00	47,737.00	47,737.00	0.00	0.00
MCH47	MCH SPECIAL PROJECTS DENTAL	0.00	30,000.00	30,000.00	0.00	0.00
NCGRV	CHD GENERAL REVENUE NON-CATEGORICAL	14,992.02	1,097,321.00	1,053,816.90	14,992.02	43,504.10
PCG00	PRIMARY CARE PROGRAM	0.00	183,802.00	188,699.75	0.00	(4,897.75)
PHCP7	BASE COMMUNITY PREPAREDNESS CAPABILITY	(3,516.23)	4,478.42	95.47	866.72	0.00
PHCP8	BASE COMMUNITY PREPAREDNESS CAPABILITY	0.00	56,582.72	59,860.81	0.00	(3,278.09)
PHEI7	BASE PUB HLTH SURVEILLANCE & EPI INVESTIGATION	(4,731.84)	9,852.12	827.66	4,292.62	0.00
PHEI8	BASE PUB HLTH SURVEILLANCE & EPI INVESTIGATION	0.00	84,419.13	89,769.08	0.00	(5,349.95)
PHVM7	BASE VOLUNTEER MANAGEMENT	0.00	19,384.57	20,980.16	0.00	(1,595.59)
R9000	TANNING FACILITIES	0.00	393.62	393.62	0.00	0.00
SCHGR	SCHOOL HEALTH SERVICES - GENERAL REVENUE	4,225.49	132,930.00	129,479.88	4,929.43	2,746.18
SEWTN	ONSITE SEWAGE TRAINING CENTER	25.00	1,020.00	1,015.00	0.00	30.00
TCI17	TOBACCO STATE AND COMMUNITY INTERVENTIONS	7,950.80	0.00	364.97	7,585.83	0.00
TCI18	TOBACCO STATE AND COMMUNITY INTERVENTIONS	0.00	113,016.00	103,777.96	0.00	9,238.04
TSMAT	HURRICAN MATTHEW EXECUTIVE ORDER 16-230	(2,156.04)	0.00	0.00	0.00	(2,156.04)
UQ000	MOBILE HOME & RV PARK FEES	0.00	1,397.90	1,397.90	0.00	0.00
WIC17	WIC PROGRAM ADMINISTRATION	(27,101.42)	265,945.51	208,480.78	30,363.31	0.00
WIC18	WIC PROGRAM ADMINISTRATION	0.00	367,092.55	394,409.65	0.00	(27,317.10)
ZM117	ZIKA ELC M1 ARBOVIRAL DISEASE	0.00	376.00	376.00	0.00	0.00

State Total (2,111.19) 3,031,949.14 2,945,988.73 83,425.49 423.73

Local

CLFEE	CHD CLINIC FEES	619,208.11	1,554,574.57	1,809,636.33	102,630.56	261,515.79
ENVLF	CHD LOCAL ENVIRONMENTAL FEES	280,505.71	127,540.50	150,407.86	6,420.11	251,218.24
HSDMT	HEALTHY START DATA MANAGEMENT	0.00	1,411.20	38.27	0.00	1,372.93
JV000	VITAL STATISTICS CERTIFIED RECORDS	69,713.07	192,085.50	168,663.58	42,315.99	50,819.00
LOGOV	CHD LOCAL REVENUE & EXPENDITURES	(75,882.26)	505,338.26	422,061.91	24,394.56	(17,000.47)
RWT18	RYAN WHITE TITLE III - DIRECT TO CHD	(84,185.47)	296,404.64	220,877.05	14,324.12	(22,982.00)
RWT19	RYAN WHITE TITLE III - DIRECT TO CHD	0.00	0.00	0.00	0.00	0.00
SALGS	CHD SALE OF SERVICES IN OR OUTSIDE OF STATE GOV'T	0.00	0.00	(268.05)	0.00	268.05
SHT18	SPECIAL HEALTH TRANSFER	0.00	7,795.00	0.00	0.00	7,795.00
TSIRM	HURRICANE IRMA EXECUTIVE ORDER 17-235	0.00	17.00	0.00	0.00	17.00
ZIKAP	ZIKA CHD APPROVED EXPENDITURES	(51.38)	51.38	0.00	0.00	0.00

Local Total 809,307.78 2,685,218.05 2,771,416.95 190,085.34 533,023.54

Grand Total

807,196.59 5,717,167.19 5,717,405.68 273,510.83 533,447.27

Wagner, Susan

From: Chapman, Karen A
Sent: Tuesday, April 25, 2017 9:09 AM
To: County Health Systems
Cc: Harty, Donna L; DL CHD46 Steering Committee
Subject: Delegation of Authority

The following delegation of authority including signatory is for the period April 25 close of business through May 7:

Carrie Ziegler, Assistant Director: April 26 – May 3

Laura Green, Business Manager: May 4 - 7

Both Carrie's and Laura's complete contact information is already on file in CHS. I will return to the office on May 8.

Thank you.

Karen A. Chapman, MD, MPH
Director
Florida Department of Health in Okaloosa County
Medical Director
Florida Department of Health Statewide Family Planning Program
Email address: Karen.Chapman@flhealth.gov
www.HealthyOkaloosa.com
221 Hospital Drive, NE Fort Walton Beach, FL 32548
office (850) 833-9245
fax (850) 833-9252

Mission: To protect, promote & improve the health of all people in Florida through integrated state, county & community efforts.

LIKE US on Facebook [FLDepartmentofHealth](#)
NEW FOLLOW US on Twitter [@FLHealthEmerald](#)
DOH Online Newsroom <http://newsroom.doh.state.fl.us>

Please note: FL has a very broad public records law. Most written communication to or from state officials regarding state business are public records available to the public and the media upon request. Your email communication may therefore be subject to public disclosure.

ATTACHMENT II

CRAY COUNTY HEALTH DEPARTMENT

Part II - Budget Contributions to County Health Department

October 1, 2010 to September 30, 2011

	State CHD Trust Fund (cash)	County CHD Programs	TOTAL CHD Trust Fund (cash)	Other Contribution	Total
1. GENERAL REVENUE - STATE					
015040 AIDS PATIENT CARE	100,000	0	100,000	0	100,000
015040 AIDS PREVENTION & SURVEILLANCE - GENERAL REVENUE	20,920	0	20,920	0	20,920
015040 CHD - TB COMMUNITY PROGRAM	52,469	0	52,469	0	52,469
015040 DENTAL SPECIAL INITIATIVE PROJECTS	5,806	0	5,806	0	5,806
015040 FAMILY PLANNING GENERAL REVENUE	59,053	0	59,053	0	59,053
015040 PRIMARY CARE PROGRAM	245,068	0	245,068	0	245,068
015040 SCHOOL HEALTH SERVICES - GENERAL REVENUE	177,240	0	177,240	0	177,240
015050 CHD GENERAL REVENUE NON-CATEGORICAL	1,416,409	0	1,416,409	0	1,416,409
GENERAL REVENUE TOTAL	2,076,965	0	2,076,965	0	2,076,965
2. NON GENERAL REVENUE - STATE					
015010 STATE UNDERGROUND PETROLEUM RESPONSE ACT	2,368	0	2,368	0	2,368
015010 TOBACCO STATE AND COMMUNITY INTERVENTIONS	150,688	0	150,688	0	150,688
NON GENERAL REVENUE TOTAL	153,056	0	153,056	0	153,056
3. FEDERAL FUNDS - STATE					
007000 ABSTINENCE EDUCATION GRANT PROGRAM	100,000	0	100,000	0	100,000
007000 AIDS DRUG ASSISTANCE PROGRAM ADMIN HQ	16,477	0	16,477	0	16,477
007000 WIC BREASTFEEDING PEER COUNSELING PROG	41,738	0	41,738	0	41,738
007000 COASTAL BEACH WATER QUALITY MONITORING	10,201	0	10,201	0	10,201
007000 COMPREHENSIVE COMMUNITY CARDIO - PHBG	33,119	0	33,119	0	33,119
007000 CMS-MCH PURCHASED CLIENT SERVICES	16,000	0	16,000	0	16,000
007000 CMS-MCH PURCHASED CLIENT SERVICES 2014-2015	14,376	0	14,376	0	14,376
007000 FAMILY PLANNING TITLE X - GRANT	118,954	0	118,954	0	118,954
007000 HPP VOLUNTEER MANAGEMENT	24,863	0	24,863	0	24,863
007000 IMMUNIZATION ACTION PLAN	27,900	0	27,900	0	27,900
007000 MCH SPECIAL PRJCT UNPLANNED PREGNANCY	42,891	0	42,891	0	42,891
007000 BASE COMMUNITY PREPAREDNESS CAPABILITY	54,022	0	54,022	0	54,022
007000 BASE PUB HLTH SURVEILLANCE & EPI INVESTIGATION	119,115	0	119,115	0	119,115
007000 PHP PUBLIC HEALTH PREPAREDNESS BASE ALLOC	9,360	0	9,360	0	9,360
007000 WIC PROGRAM ADMINISTRATION	802,580	0	802,580	0	802,580
015075 INSPECTIONS OF SUMMER FEEDING PROGRAM - DOE	1,062	0	1,062	0	1,062
FEDERAL FUNDS TOTAL	1,432,658	0	1,432,658	0	1,432,658
4. FEES ASSESSED BY STATE OR FEDERAL RULES - STATE					
001020 CHD STATEWIDE ENVIRONMENTAL FEES	123,913	0	123,913	0	123,913
001092 CHD STATEWIDE ENVIRONMENTAL FEES	130,680	0	130,680	0	130,680
001206 ON SITE SEWAGE DISPOSAL PERMIT FEES	9,106	0	9,106	0	9,106
001206 SANITATION CERTIFICATES (FOOD INSPECTION)	2,431	0	2,431	0	2,431
001206 SEPTIC TANK RESEARCH SURCHARGE	1,345	0	1,345	0	1,345
001206 SEPTIC TANK VARIANCE FEES 50%	1,200	0	1,200	0	1,200
001206 PUBLIC SWIMMING POOL PERMIT FEES-10% HQ TRANSFER	6,782	0	6,782	0	6,782
001206 DRINKING WATER PROGRAM OPERATIONS	72	0	72	0	72
001206 TANNING FACILITIES	403	0	403	0	403

ATTACHMENT II

LOCAL GOV. COUNTY HEALTH DEPARTMENT

Part II Source of Contributions to County Health Department

October 1, 2016 to September 30, 2017

	State CHD Trust Fund (cash)	County OHD Trust Fund	State CHD Trust Fund (cash)	Other Contributions	Total
001206 ONSITE SEWAGE TRAINING CENTER	1,085	0	1,085	0	1,085
001206 MOBILE HOME & RV PARK FEES	1,141	0	1,141	0	1,141
FEES ASSESSED BY STATE OR FEDERAL RULES TOTAL	278,108	0	278,108	0	278,108
5. OTHER CASH CONTRIBUTIONS - STATE:					
	0	0	0	0	0
090001 DRAW DOWN FROM PUBLIC HEALTH UNIT	0	0	0	0	0
OTHER CASH CONTRIBUTION TOTAL	0	0	0	0	0
6. MEDICAID - STATE/COUNTY:					
001057 CHD CLINIC FEES	0	224,634	224,634	0	224,634
001147 CHD CLINIC FEES	0	900	900	0	900
001148 CHD CLINIC FEES	0	940,626	940,626	0	940,626
MEDICAID TOTAL	0	1,166,160	1,166,160	0	1,166,160
7. ALLOCABLE REVENUE - STATE:					
001009 CHD CLINIC FEES	400	0	400	0	400
018000 CHD CLINIC FEES	1,635	0	1,635	0	1,635
031005 ZIKA VIRUS NON-FUNDED COSTS	2,210	0	2,210	0	2,210
ALLOCABLE REVENUE TOTAL	4,245	0	4,245	0	4,245
8. OTHER STATE CONTRIBUTIONS NOT IN CHD TRUST FUND - STATE					
ADAP	0	0	0	384,238	384,238
PHARMACY DRUG PROGRAM	0	0	0	54,310	54,310
WIC PROGRAM	0	0	0	3,625,153	3,625,153
BUREAU OF PUBLIC HEALTH LABORATORIES	0	0	0	27,862	27,862
IMMUNIZATIONS	0	0	0	516,463	516,463
OTHER STATE CONTRIBUTIONS TOTAL	0	0	0	4,608,026	4,608,026
9. DIRECT LOCAL CONTRIBUTIONS - BCC/TAX DISTRICT					
008005 CHD LOCAL REVENUE & EXPENDITURES	0	651,660	651,660	0	651,660
DIRECT COUNTY CONTRIBUTIONS TOTAL	0	651,660	651,660	0	651,660
10. FEES AUTHORIZED BY COUNTY ORDINANCE OR RESOLUTION - COUNTY					
001073 CHD CLINIC FEES	0	307,239	307,239	0	307,239
001077 CHD CLINIC FEES	0	48,488	48,488	0	48,488
001094 CHD LOCAL ENVIRONMENTAL FEES	0	181,119	181,119	0	181,119
001110 VITAL STATISTICS CERTIFIED RECORDS	0	245,533	245,533	0	245,533
FEES AUTHORIZED BY COUNTY TOTAL	0	782,379	782,379	0	782,379
11. OTHER CASH AND LOCAL CONTRIBUTIONS - COUNTY					
001029 CHD CLINIC FEES	0	71,974	71,974	0	71,974
001090 CHD CLINIC FEES	0	1,600	1,600	0	1,600
005000 CHD LOCAL REVENUE & EXPENDITURES	0	7,000	7,000	0	7,000
007010 RYAN WHITE TITLE III - DIRECT TO CHD	0	279,722	279,722	0	279,722
007010 RYAN WHITE TITLE III - DIRECT TO CHD	0	35,791	35,791	0	35,791

ATTACHMENT II

OSHA/OSHA COUNTY HEALTH DEPARTMENT

Summary of Contributions to County Health Department

October 1, 2016 to September 30, 2017

	State CHD Trust Fund (Cash)	County CHD Trust Fund	Total CHD Trust Fund (Cash)	Other Contribution	Total
011001 HEALTHY START DATA MANAGEMENT	0	1,881	1,881	0	1,881
090002 DRAW DOWN FROM PUBLIC HEALTH UNIT	0	-34,405	-34,405	0	-34,405
OTHER CASH AND LOCAL CONTRIBUTIONS TOTAL	0	363,563	363,563	0	363,563
12. ALLOCABLE REVENUE - COUNTY					
001009 CHD CLINIC FEES	0	400	400	0	400
018000 CHD CLINIC FEES	0	1,635	1,635	0	1,635
031005 ZIKA VIRUS NON-FUNDED COSTS	0	2,210	2,210	0	2,210
COUNTY ALLOCABLE REVENUE TOTAL	0	4,245	4,245	0	4,245
13. BUILDINGS - COUNTY					
ANNUAL RENTAL EQUIVALENT VALUE	0	0	0	440,412	440,412
OTHER (Specify)	0	0	0	76,000	76,000
UTILITIES	0	0	0	0	0
BUILDING MAINTENANCE	0	0	0	0	0
GROUNDS MAINTENANCE	0	0	0	0	0
INSURANCE	0	0	0	0	0
OTHER (Specify)	0	0	0	0	0
OTHER (Specify)	0	0	0	0	0
BUILDINGS TOTAL	0	0	0	516,412	516,412
14. OTHER COUNTY CONTRIBUTIONS NOT IN CHD TRUST FUND - COUNTY					
EQUIPMENT / VEHICLE PURCHASES	0	0	0	0	0
VEHICLE INSURANCE	0	0	0	0	0
VEHICLE MAINTENANCE	0	0	0	0	0
OTHER COUNTY CONTRIBUTION (SPECIFY)	0	0	0	0	0
OTHER COUNTY CONTRIBUTION (SPECIFY)	0	0	0	0	0
OTHER COUNTY CONTRIBUTIONS TOTAL	0	0	0	0	0
GRAND TOTAL CHD PROGRAM	3,945,032	2,968,007	6,913,039	5,124,438	12,037,477

ATTACHMENT II

OKALOOSA COUNTY HEALTH DEPARTMENT

Quarterly Expenditure Report - Budget, Services and Expenditures by Program, Service Area, Health Center and/or Service
 October 1, 2011 to September 30, 2012

	2011		2012		Quarterly Expenditure Report			State	County	Grant Total
	FY11	FY12	FY12	Oct	Nov	Dec				
	(000)	(000)	(000)	(000)	(000)	(000)	(000)	(000)	(000)	(000)
	Line	Value	Value	WHS	Colleges only	WHS	Colleges only	WHS	Colleges only	WHS
A. COMMUNICABLE DISEASE CONTROL:										
IMMUNIZATION (101)	3.22	3,313	3,976	55,007	64,159	55,007	64,159	192,655	45,677	298,382
SEXUALLY TRANS. DIS. (102)	5.76	1,298	2,041	81,293	109,818	81,293	79,819	220,381	131,842	352,223
HIV/AIDS PREVENTION (03A1)	0.58	113	208	8,937	10,424	8,937	10,425	85,575	3,148	98,723
HIV/AIDS SURVEILLANCE (03A2)	0.00	0	0	0	0	0	0	0	0	0
HIV/AIDS PATIENT CARE (03A3)	10.15	907	6,621	198,364	231,968	198,364	231,368	120,221	789,243	869,464
ADAP (03A4)	0.80	97	988	11,758	13,714	11,758	13,714	47,566	3,378	50,944
TUBERCULOSIS (104)	1.89	136	1,063	24,111	28,123	24,111	28,122	97,394	7,073	104,467
COMM. DIS. SURV. (106)	4.19	0	1,894	57,243	88,768	57,243	46,768	149,607	98,415	248,022
HEPATITIS (109)	0.27	0	0	3,347	3,904	3,347	3,904	14,502	0	14,502
PREPAREDNESS AND RESPONSE (116)	4.42	0	117	70,321	82,021	70,321	82,020	88,246	216,437	304,683
REFUGEE HEALTH (118)	0.00	0	0	0	0	0	0	0	0	0
VITAL RECORDS (180)	1.39	6,068	14,312	22,108	25,787	22,108	25,787	0	95,790	95,790
COMMUNICABLE DISEASE SUBTOTAL	32.66	11,350	31,240	532,489	658,088	532,489	596,086	966,147	1,341,003	2,307,150
B. PRIMARY CARE:										
CHRONIC DISEASE PREVENTION PRO (210)	1.40	3,259	164	24,957	9,110	24,957	49,110	108,134	0	108,134
WIC (21W1)	17.20	7,905	52,709	237,109	276,559	237,109	276,559	1,027,336	0	1,027,336
TOBACCO USE INTERVENTION (212)	3.82	0	117	40,045	46,708	40,045	46,708	173,506	0	173,506
WIC BREASTFEEDING PEER COUNSELING (21W2)	1.51	0	1,623	13,640	15,910	13,640	15,910	59,100	0	59,100
FAMILY PLANNING (223)	12.57	3,353	7,522	199,436	232,618	199,436	232,618	402,230	461,878	864,108
IMPROVED PREGNANCY OUTCOME (226)	0.00	0	0	0	0	0	0	0	0	0
HEALTHY START PRENATAL (227)	0.08	4	10	1,149	1,340	1,149	1,340	0	4,978	4,978
COMPREHENSIVE CHILD HEALTH (229)	0.00	0	0	0	0	0	0	0	0	0
HEALTHY START CHILD (231)	0.00	0	0	0	0	0	0	0	0	0
SCHOOL HEALTH (234)	5.40	0	277,242	86,551	100,951	86,551	100,951	384,004	11,000	375,004
COMPREHENSIVE ADULT HEALTH (237)	0.56	46	98	5,526	6,445	5,526	6,445	0	23,942	23,942
COMMUNITY HEALTH DEVELOPMENT (238)	2.25	0	873	73,318	75,517	73,318	95,518	145,367	172,304	317,671
DENTAL HEALTH (240)	11.22	2,939	6,443	209,539	244,402	209,539	244,401	189,922	717,959	907,881
PRIMARY CARE SUBTOTAL	56.11	17,506	346,806	831,270	1,009,560	831,270	1,089,560	2,469,599	1,392,061	3,861,660
C. ENVIRONMENTAL HEALTH:										
Water and Onsite Sewage Programs										
COSTAL BEACH MONITORING (347)	0.13	284	285	3,264	3,806	3,264	3,806	14,140	0	14,140
LIMITED USE PUBLIC WATER SYSTEMS (357)	0.23	32	129	8,235	3,773	8,235	3,773	13,563	352	14,015
PUBLIC WATER SYSTEM (358)	0.00	0	0	0	0	0	0	0	0	0
PRIVATE WATER SYSTEM (359)	0.00	0	0	0	0	0	0	0	0	0
ONSITE SEWAGE TREATMENT & DISPOSAL (361)	5.57	1,122	2,766	71,203	83,050	71,203	83,050	238,507	68,999	308,506
Group Total	5.93	1,438	3,180	77,702	90,629	77,702	90,628	267,310	69,351	336,661
Facility Programs										
TATTOO FACILITY SERVICES (344)	0.00	0	0	0	0	0	0	0	0	0
FOOD HYGIENE (348)	1.24	119	425	18,885	22,027	18,885	22,028	70,960	11,465	81,825

ATTACHMENT II
 OKALOOSA COUNTY HEALTH DEPARTMENT

PART II: Financial Statement: Client Services and Expenditures by Program Service Area Within Local Level of Service
 October 1, 2016 to September 30, 2017

Program Service Area	FY 17		FY 16		FY 15		FY 14		State	County	Grand Total
	FTE	Costs	FTE	Costs	FTE	Costs	FTE	Costs			
	(0.00)	(000)	(000)	(000)	(000)	(000)	(000)	(000)			
BODY PIERCING FACILITIES SERVICES (349)	0.00	0	0	0	0	0	0	0	0	0	0
GROUP CARE FACILITY (351)	0.26	116	234	3,797	4,428	3,797	4,428	7,816	8,694	16,450	
MIGRANT LABOR CAMP (352)	0.00	0	0	0	0	0	0	0	0	0	
HOUSING & PUB. BLDG. (353)	0.00	0	0	0	0	0	0	0	0	0	
MOBILE HOME AND PARK (354)	0.71	174	513	10,576	12,335	10,576	12,335	45,822	0	45,822	
POOLS/BATHING PLACES (360)	1.67	395	1,665	25,466	29,702	25,466	29,702	51,917	58,419	110,536	
BIOMEDICAL WASTE SERVICES (364)	0.00	0	0	0	0	0	0	0	0	0	
TANNING FACILITY SERVICES (369)	0.18	24	109	2,710	3,161	2,710	3,162	9,000	2,743	11,743	
Group Total	4.06	828	2,946	61,494	71,653	61,494	71,655	184,915	81,261	366,176	
Groundwater Contamination											
STORAGE TANK COMPLIANCE SERVICES (356)	0.00	0	0	0	0	0	0	0	0	0	
SUPER ACT SERVICES (350)	0.19	76	105	2,730	3,184	2,730	3,184	11,828	0	11,828	
Group Total	0.19	76	105	2,730	3,184	2,730	3,184	11,828	0	11,828	
Community Hygiene											
COMMUNITY ENVIR. HEALTH (346)	0.00	0	0	0	0	0	0	0	0	0	
INJURY PREVENTION (340)	0.00	0	0	0	0	0	0	0	0	0	
LEAD MONITORING SERVICES (350)	0.00	0	0	0	0	0	0	0	0	0	
PUBLIC SEWAGE (362)	0.00	0	0	0	0	0	0	0	0	0	
SOLID WASTE DISPOSAL SERVICE (363)	0.00	0	0	0	0	0	0	0	0	0	
SANITARY NUISANCE (365)	0.32	255	275	4,753	5,544	4,753	5,546	0	20,595	30,695	
RABIES SURVEILLANCE (366)	1.15	60	924	14,710	7,158	19,710	22,158	0	63,736	63,796	
ARBOVIRUS SURVEIL. (367)	0.00	0	0	0	0	0	0	0	0	0	
RODENT/ARTHROPOD CONTROL (368)	0.00	0	0	0	0	0	0	0	0	0	
WATER POLLUTION (370)	0.00	0	0	0	0	0	0	0	0	0	
INDOOR AIR (371)	0.00	0	0	0	0	0	0	0	0	0	
RADIOLOGICAL HEALTH (372)	0.00	0	0	0	0	0	0	0	0	0	
TOXIC SUBSTANCES (373)	0.00	0	0	0	0	0	0	0	0	0	
Group Total	1.47	315	1,199	19,463	12,702	24,463	27,703	0	84,331	84,331	
ENVIRONMENTAL HEALTH SUBTOTAL	11.06	2,657	7,430	161,329	178,168	166,329	193,170	464,053	234,943	698,996	
D. NON-OPERATIONAL COSTS:											
NON-OPERATIONAL COSTS (599)	0.00	0	0	3,462	4,038	3,462	4,038	15,000	0	15,000	
ENVIRONMENTAL HEALTH SURCHARGE (399)	0.00	0	0	5,427	6,330	5,427	6,331	23,515	0	23,515	
MEDICAID BUYBACK (611)	0.00	0	0	1,551	1,808	1,551	1,808	6,718	0	6,718	
NON-OPERATIONAL COSTS SUBTOTAL	0.00	0	0	10,440	12,176	10,440	12,177	45,233	0	45,233	
TOTAL CONTRACT	100.42	31,513	365,476	1,595,528	1,855,990	1,600,528	1,800,993	3,945,032	2,958,007	6,913,039	

Okaloosa
Contract Management Variance Report
for Period 10/01/2016 to 03/31/2017

01-Immunization	4.20	4.22	30.43	1,301	1,857	-21.46	1,845	1,988	7.15	\$114,228.28	\$119,188.00	-4,959.72
02-Sexually Trans. Dis.	5.68	5.75	-1.22	570	648	-12.04	653	1,021	-15.43	\$187,559.09	\$191,111.00	-3,551.91
03-AIDS	10.31	11.53	-30.98	709	259	-59.77	1,184	3,909	270.22	\$447,319.01	\$475,595.00	-28,275.99
04-Tuberculosis	1.09	1.89	-42.33	14	63	-79.41	125	542	-76.92	\$51,248.26	\$52,234.00	-985.74
05-Coron. Dis. Surv.	3.00	4.19	21.49	0	0		1,426	947	30.75	\$177,624.15	\$144,011.00	\$33,613.15
09-Hepatitis	0.17	0.27	-37.04	20	0		24	0		\$4,684.40	\$7,251.00	-2,566.60
16-Preparedness and Response	3.19	4.42	12.42	0	0		25	59	-52.26	\$139,227.20	\$162,342.00	-23,114.80
18-Refugee Health	0.00	0.00		0	0		0	0		\$0.00	\$0.00	\$0.00
80-Vital Records	-1.75	-1.39	25.90	4,123	3,044	35.45	5,734	7,156	35.01	\$48,530.02	\$47,895.00	\$635.02

Communicable Disease Totals	33.48	32.66	2.51	6,132	5,675	8.08	15,208	15,620	-2.84	\$1,166,039.42	\$1,168,575.00	-2,535.58
------------------------------------	--------------	--------------	-------------	--------------	--------------	-------------	---------------	---------------	--------------	-----------------------	-----------------------	------------------

10-Chronic Disease Prevention Pro	1.50	1.40	7.14	1,710	1,639	4.94	29	62	-84.63	\$31,480.75	\$34,067.00	-2,586.25
12-Tobacco Use Intervention	2.59	3.02	-32.45	0	0		109	59	85.32	\$76,831.76	\$86,753.00	-9,921.24
21-WIC	18.65	18.71	-0.32	4,142	3,953	4.78	26,129	27,166	-3.82	\$535,197.55	\$543,218.00	-8,020.45
23-Family Planning	12.90	12.97	-0.54	1,393	1,677	-20.49	3,250	3,751	-13.59	\$485,496.65	\$492,054.00	-6,557.35
25-Improved Pregnancy Outcome	0.00	0.00		0	0		0	0		\$0.00	\$0.00	\$0.00
27-Healthy Start Prenatal	0.11	0.08	37.50	458	2	22,800.00	1,480	5	29,500.00	\$1,397.44	\$2,489.00	-1,091.56
29-Comprehensive Child Health	0.00	0.00		0	0		0	0		\$0.00	\$0.00	\$0.00
31-Healthy Start Child	0.00	0.00		330	0		742	0		\$0.00	\$0.00	\$0.00
34-School Health	4.49	5.40	-16.86	0	0		147,209	138,621	6.20	\$181,738.73	\$187,602.00	-5,863.27
37-Comprehensive Adult Health	0.38	0.36	91.71	67	23	191.30	92	49	87.76	\$9,881.94	\$11,971.00	-2,089.06
38-Community Health Development	2.21	2.25	-17.6	0	0		383	439	-48.46	\$116,630.01	\$146,825.00	-30,194.99
40-Dental Health	10.47	11.22	-8.89	1,300	1,470	-18.14	2,710	5,222	-15.28	\$428,225.99	\$453,941.00	-25,715.01

Primary Care Totals	63.39	66.11	-4.86	9,243	8,763	5.69	192,143	175,403	5.04	\$1,898,911.01	\$1,900,830.00	-1,918.99
----------------------------	--------------	--------------	--------------	--------------	--------------	-------------	----------------	----------------	-------------	-----------------------	-----------------------	------------------

1-Water & Onsite Sewage	4.75	5.60	-19.90	361	719	-49.70	899	1,590	-43.46	\$160,112.68	\$168,331.00	-8,218.32
2-Facility Programs	5.01	4.06	23.40	264	474	-36.23	940	1,475	-36.18	\$147,466.11	\$123,057.00	\$24,409.11
3-Groundwater Contamination Program	0.10	0.19	-47.37	0	38	-100.00	2	63	-96.19	\$2,818.34	\$5,914.00	-3,095.66
4-Community Hygiene	2.05	1.47	41.60	74	158	-53.33	340	600	-43.29	\$33,213.35	\$32,165.00	\$1,048.35

Environmental Health Totals	11.94	11.66	2.49	1,339	1,329	0.79	2,181	3,715	-41.29	\$343,412.43	\$339,497.00	\$3,915.43
------------------------------------	--------------	--------------	-------------	--------------	--------------	-------------	--------------	--------------	---------------	---------------------	---------------------	-------------------

CHD Totals	98.81	100.42	-1.60	16,714	15,757	6.08	199,532	192,738	1.52	\$3,377,362.86	\$3,428,902.00	-51,539.14
-------------------	--------------	---------------	--------------	---------------	---------------	-------------	----------------	----------------	-------------	-----------------------	-----------------------	-------------------



Okaloosa DE580 Analysis of Fund Equities Report

Note: This report is based upon Schedule C, FIRS
and year-to-date FLAIR transactions as of 03/31/2017

Okaloosa CHD (643646) DE580 Analysis of Fund Equities Report for fiscal year 2016-2017 as of 03/31/2017
Actual Year-to-Date (through Mar)

OCA	OCA Title	Beginning Cash	Revenues YTD	Expenditures YTD	Certified Forward Expenditures YTD	Actual Cash YTD
State						
1E000	ON SITE SEWAGE DISPOSAL PERMIT FEES	331.20	6,439.80	6,320.70	0.00	450.30
1O000	SANITATION CERTIFICATES (FOOD INSPECTION)	0.00	2,368.20	2,374.80	0.00	(6.60)
3S000	INSPECTIONS OF SUMMER FEEDING PROGRAM - DOE	0.00	1,062.00	1,801.54	0.00	(739.54)
4B000	AIDS PATIENT CARE	3,676.93	75,000.00	73,416.70	3,676.93	1,583.30
4BAPS	AIDS PREVENTION & SURVEILLANCE - GENERAL REVENUE	274.97	15,690.00	15,099.24	274.97	590.76
7F000	CHD - TB COMMUNITY PROGRAM	2,543.34	39,353.00	35,139.04	2,543.34	4,213.96
9V000	STATE UNDERGROUND PETROLEUM RESPONSE ACT	0.00	868.00	1,347.46	0.00	(479.46)
ABE17	ABSTINENCE EDUCATION GRANT PROGRAM	0.00	31,772.30	36,796.89	0.00	(5,024.59)
ADA17	AIDS DRUG ASSISTANCE PROGRAM ADMIN HQ	0.00	12,357.00	12,357.00	0.00	0.00
ADA18	AIDS DRUG ASSISTANCE PROGRAM ADMIN HQ	0.00	0.00	0.00	0.00	0.00
B9000	SEPTIC TANK RESEARCH SURCHARGE	60.00	1,065.00	1,075.00	0.00	50.00
BPC15	WIC BREASTFEEDING PEER COUNSELING PROG	(1,667.98)	19,422.69	16,358.39	1,396.32	0.00
BPC16	WIC BREASTFEEDING PEER COUNSELING PROG	0.00	6,292.40	8,476.88	0.00	(2,184.48)
BY000	SEPTIC TANK VARIANCE FEES 50%	0.00	1,200.00	1,200.00	0.00	0.00
CBM16	COASTAL BEACH WATER QUALITY MONITORING	(430.86)	1,526.86	1,096.00	0.00	0.00
CBM17	COASTAL BEACH WATER QUALITY MONITORING	0.00	3,804.68	3,990.98	0.00	(386.30)
CIP15	COMPREHENSIVE COMMUNITY CARDIO - PHBG	1,880.68	6,869.32	8,750.00	0.00	0.00
CIP16	COMPREHENSIVE COMMUNITY CARDIO - PHBG	0.00	14,715.37	16,867.68	0.00	(2,152.31)
DE015	CMS-MCH PURCHASED CLIENT SERVICES 2014-2015	(3,877.24)	17,569.09	13,192.61	499.24	0.00
DE016	CMS-MCH PURCHASED CLIENT SERVICES	0.00	5,287.07	7,565.51	0.00	(2,278.44)
DNSPJ	DENTAL SPECIAL INITIATIVE PROJECTS	0.00	4,355.00	5,685.79	0.00	(1,330.79)
ENVFE	CHD STATEWIDE ENVIRONMENTAL FEES	39,753.99	159,526.80	270,711.33	17,895.76	(89,326.30)
FMP17	FAMILY PLANNING TITLE X - GRANT	0.00	118,416.64	120,062.99	0.00	(1,646.35)
FMPGR	FAMILY PLANNING GENERAL REVENUE	0.00	44,291.00	33,635.54	0.00	10,655.46
HPVM7	HPP VOLUNTEER MANAGEMENT	0.00	19,874.61	21,149.78	0.00	(1,275.17)
IMM16	IMMUNIZATION ACTION PLAN	0.00	13,950.00	13,950.00	0.00	0.00

IMM17	IMMUNIZATION ACTION PLAN	0.00	3,410.17	5,115.25	0.00	(1,705.08)
IMM18	IMMUNIZATION ACTION PLAN	0.00	0.00	0.00	0.00	0.00
K3000	PUBLIC SWIMMING POOL PERMIT FEES-10% HQ TRANSFER	1,310.00	994.00	2,304.00	0.00	0.00
M5000	DRINKING WATER PROGRAM OPERATIONS	0.00	63.00	63.00	0.00	0.00
MC236	MCH SPECIAL PRJCT UNPLANNED PREGNANCY	0.00	42,891.00	42,891.00	0.00	0.00
NCGRV	CHD GENERAL REVENUE NON-CATEGORICAL	39,492.67	1,056,028.00	1,147,358.22	39,492.67	(91,330.22)
PCG00	PRIMARY CARE PROGRAM	0.00	183,802.00	129,523.98	0.00	54,278.02
PHCP7	BASE COMMUNITY PREPAREDNESS CAPABILITY	0.00	38,899.36	40,845.37	0.00	(1,946.01)
PHEI7	BASE PUB HLTH SURVEILLANCE & EPI INVESTIGATION	0.00	61,687.16	65,734.81	0.00	(4,047.65)
PHPB6	PHP PUBLIC HEALTH PREPAREDNESS BASE ALLOC	(5,560.07)	9,359.45	160.75	3,638.63	0.00
R9000	TANNING FACILITIES	0.00	403.24	403.24	0.00	0.00
SCHGR	SCHOOL HEALTH SERVICES - GENERAL REVENUE	5,285.99	132,930.00	138,219.33	5,989.93	(5,993.27)
SEWTN	ONSITE SEWAGE TRAINING CENTER	45.00	815.00	810.00	0.00	50.00
TCI16	TOBACCO STATE AND COMMUNITY INTERVENTIONS	5,632.14	0.00	779.21	4,852.93	0.00
TCI17	TOBACCO STATE AND COMMUNITY INTERVENTIONS	0.00	113,016.00	79,888.28	0.00	33,127.72
UQ000	MOBILE HOME & RV PARK FEES	0.00	1,144.96	1,144.96	0.00	0.00
WIC16	WIC PROGRAM ADMINISTRATION	(28,452.76)	264,372.74	209,086.19	26,833.79	0.00
WIC17	WIC PROGRAM ADMINISTRATION	0.00	335,624.07	357,408.89	0.00	(21,784.82)
ZIKAV	ZIKA VIRUS NON-FUNDED COSTS	0.00	0.00	0.00	0.00	0.00
State Total		60,298.00	2,868,316.98	2,950,158.33	107,094.51	(128,637.86)
Local						
CLFEE	CHD CLINIC FEES	853,971.09	1,064,963.86	1,100,783.02	46,538.43	771,613.50
ENVLF	CHD LOCAL ENVIRONMENTAL FEES	194,358.60	104,835.50	19,004.96	0.00	280,189.14
HSDMT	HEALTHY START DATA MANAGEMENT	0.00	1,893.45	2,518.76	0.00	(625.31)
JV000	VITAL STATISTICS CERTIFIED RECORDS	155,232.91	193,885.50	201,857.70	2,348.09	144,912.62
LOGOV	CHD LOCAL REVENUE & EXPENDITURES	(54,322.85)	513,398.55	448,918.22	45,953.97	(35,798.49)
NACMR	NACCHO - MEDICAL RESERVE CORPS	2,212.88	0.00	1,146.86	0.00	1,066.02
RWT17	RYAN WHITE TITLE III - DIRECT TO CHD	(30,499.45)	173,480.87	188,898.27	10,960.22	(56,877.07)
RWT18	RYAN WHITE TITLE III - DIRECT TO CHD	0.00	0.00	0.00	0.00	0.00
SALGS	CHD SALE OF SERVICES IN OR OUTSIDE OF STATE GOVT	0.00	0.00	(285.04)	0.00	285.04
TSMAT	HURRICAN MATTHEW EXECUTIVE ORDER 16-230	0.00	0.00	3,828.30	0.00	(3,828.30)
ZIKAP	ZIKA CHD APPROVED EXPENDITURES	0.00	4,419.66	4,505.09	0.00	(85.43)
ZPT17	ZIKA PREGNANT WOMEN TESTING	0.00	0.00	1,394.44	0.00	(1,394.44)
Local Total		1,120,953.18	2,056,877.39	1,972,570.58	105,800.71	1,099,459.28
Grand Total		1,181,251.18	4,925,194.37	4,922,728.91	212,895.22	970,821.42

Mission:

To protect, promote & improve the health of all people in Florida through integrated state, county & community efforts.



Rick Scott
Governor

John H. Armstrong, MD, FACS
State Surgeon General & Secretary

Vision: To be the Healthiest State in the Nation

MEMORANDUM

09-19-14P12:03 RCVD

Date: November 1, 2013

To: Dr. Karen Chapman, Administrator, Okaloosa County Health Department

R Walsh
From: Ron Walsh, Administrator, Design and Construction

Subject: Land Agreement

Please find enclosed two original land agreements between Florida Department of Health and Okaloosa County Board of Commissioners. Please share the second original with Okaloosa County. Design and Construction has retained one original for Florida Department of Health files.

RECEIVED
NOV 04 2013
OKALOOSA COUNTY
HEALTH DEPARTMENT

Mission:

To protect, promote & improve the health of all people in Florida through integrated state, county & community efforts.



Rick Scott
Governor

John H. Armstrong, MD, FACS
State Surgeon General & Secretary

Vision: To be the Healthiest State in the Nation

BOARD OF COUNTY COMMISSIONERS

AGENDA REQUEST

DATE: July 9, 2013

TO: Honorable Chairman and Members of the Board

FROM: Karen A. Chapman, M.D., M.P.H. *Karen A. Chapman*
Director, Florida Department of Health in Okaloosa County

SUBJECT: Approval of Agreement between Department of Health and the Board - Renovations

DISTRICT: All

REQUESTING DEPARTMENT: Health Department

STATEMENT OF ISSUE:

BACKGROUND: The Florida Department of Health in Okaloosa County is requesting state fiscal year 2015 general revenue funding for renovations of the 221 Hospital Drive NE Fort Walton Beach, Florida facility. When requesting state general revenue the attached agreement is required for the submission of a fixed capital outlay funding request.

RECOMMENDATIONS: Board approval and Chairman signs the agreement. Three copies of the signed agreement should be returned to the Florida Department of Health in Okaloosa County to the attention of Dr. Karen Chapman.

ENCLOSURE: Agreement between State of Florida, Department of Health and the Okaloosa County Board of County Commissioners, Okaloosa County, Florida

RECOMMENDED BY: *Christi Zupenda* DATE: 8-20-13
DEPARTMENT HEAD

APPROVED BY: *Ernie Pickett* DATE: 8/23/13
COUNTY MANAGER

CC:

CONTRACT # C13-2061-HD
FLORIDA DEPARTMENT OF HEALTH
RENOVATION AGREEMENT W/HEALTH DEPT.
EXPIRES: INDEFINITE

AGREEMENT BETWEEN
STATE OF FLORIDA, DEPARTMENT OF HEALTH
AND THE
OKALOOSA COUNTY BOARD OF COUNTY COMMISSIONERS
OKALOOSA COUNTY, FLORIDA

This agreement ("Agreement") is made and entered into between the State of Florida, Department of Health ("Department") and the Okaloosa County Board of County Commissioners ("County"), through the undersigned authorities, effective upon the last signature affixed hereto.

WHEREAS, the Department provides services to protect the health of the public living in or visiting the state of Florida through various laws including section 20.43, Chapters 154, 381, 382, and 383, Florida Statutes; and

WHEREAS, under Chapter 154, Florida Statutes, there is established a unique partnership between the state and its counties in meeting the public health needs of the state; and

WHEREAS, the public health needs of the several counties are to be provided through contractual arrangements between the state and each county including provision for use and maintenance of county health department facilities and equipment; and

WHEREAS, in furtherance of the state/county partnership, the parties to this agreement share in the provision of resources in order to establish necessary public health facilities.

THEREFORE, in consideration of the mutual promises set forth herein, the sufficiency of which is hereby acknowledged, the parties hereto agree as follows:

- A. The County owns land and a building as further described in the legal description attached as Exhibit A ("Property") and agrees to use the real property as the site for a county health department facility.
- B. The Department will exercise its authority pursuant to section 154.01(5), Florida Statutes, to seek and secure funding from the Florida Legislature for the renovation of a county health department facility on the real property referenced in Exhibit A.
- C. On completion of the renovation of the facility, the County will retain the maintenance and ownership of the facility pursuant to the provisions of Chapter 154, Florida Statutes.
- D. The facility renovated on the land referenced in Exhibit A will be occupied and operated for its useful life by the Okaloosa County Health Department solely for public health services. This provision may be altered through a written agreement as provided in section 154.01(3), Florida Statutes.
- E. The Department shall not pay rent to the County for the state funded facility.
- F. The parties further agree to be fully responsible to the limits set forth in section 768.28, Florida Statutes, for their own negligent acts, which result in claims, or suits against each

party and agree to be liable to the limits set forth in section 768.28, Florida Statutes, for any damages caused by said acts. Nothing herein shall be construed as a waiver of sovereign immunity by the County or the Department.

In WITNESS THEREOF, the parties hereto have caused this 3-page agreement to be executed by their undersigned officials as duly authorized effective the 20th day of August, 2013.

OKALOOSA COUNTY BOARD OF
COUNTY COMMISSIONERS,
OKALOOSA COUNTY, FLORIDA

SIGNED BY:



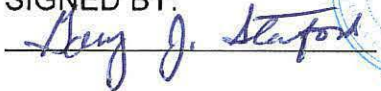
NAME: Don R. Amunds

TITLE: Chairman,
Board of County Commission

DATE: August 26, 2013

ATTESTED TO:

SIGNED BY:



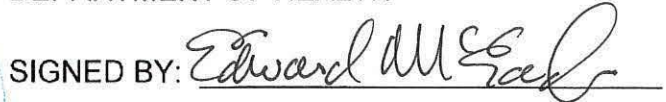
NAME: Gary J. Stanford

TITLE: Finance Director

DATE: August 28, 2013

STATE OF FLORIDA
DEPARTMENT OF HEALTH

SIGNED BY:



NAME: Edward McEachron

TITLE: Director, Division of Administration

DATE:

9/26/13

SIGNED BY:



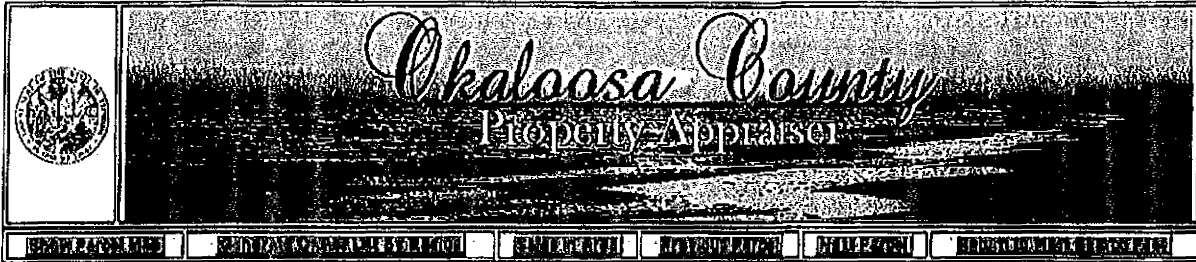
NAME: Ron Walsby

TITLE: Administrator of Design & Construction

DATE:

9/26/13





Owner Name BCC	Property Address 207 HOSPITAL DR FORT WALTON BEACH FL 32548	Parcel Number 13-25-24-195B-000F-0010
Owner Address 302 N WILSON ST SUITE 203 CRESTVIEW, FL 32836		Business HEALTH DEPARTMENT Not all businesses may be listed on this parcel
Homestead NO	Primary Millage District FORT WALTON BEACH	2012 Certified Millage Rate 15.3442
		Property Type COUNTY

2012 CERTIFIED VALUES

LEGAL DESCRIPTION

Building Value	2,400,827	PARK PLACE 2ND ADD ALL BLK F AS OR 1078-282 AND VACATED PORTION OF STAFF DR SHOW COMPLETE LEGAL DESCRIPTION The legal description shown here may be condensed for assessment purposes. Exact description may be obtained from the recorded deed.
Extra Feature Value	204,909	
Land Value	612,690	
Agricultural Value	0	
* Just (Market) Value	3,218,426	
Assessed Value	3,218,426	
Exemption Value	3,218,426	
Taxable Value	0	

* Just (Market) Value is established by the Property Appraiser for ad valorem tax purposes. It does not represent anticipated selling price

BUILDING INFORMATION

Type	Total Area	Gross Leasable Area	Exterior Wall	Roof Cover	Interior Wall	Flooring
COUNTY	59,869	47,346	BRICK	BUILT-UP	DRYWL/PLAS	CARPET
Heating Type	A/C Type	Stories	Actual Year Built	Effective Year Built	Building Notes	
RAD WATER	CHILL WTR	2	1956	1962	CARD 001 IS THE OLD HOSPITAL	

Type	Total Area	Gross Leasable Area	Exterior Wall	Roof Cover	Interior Wall	Flooring
COUNTY	8,835	8,755	CONC BLOCK	BUILT-UP	DRYWL/PLAS	VINYL TILE
Heating Type	A/C Type	Stories	Actual Year Built	Effective Year Built	Building Notes	
AIR DUCTED	ROOF TOP	1	1965	1965	CARD 001 IS THE OLD HOSPITAL	

Type	Total Area	Gross Leasable Area	Exterior Wall	Roof Cover	Interior Wall	Flooring
COUNTY	5,867	5,147	BRICK	BUILT-UP	DRYWL/PLAS	EPOXY STRP
Heating Type	A/C Type	Stories	Actual Year Built	Effective Year Built	Building Notes	
AIR DUCTED	CENTRAL	1	1965	1965	CARD 001 IS THE OLD HOSPITAL	

Type	Total Area	Gross Leasable Area	Exterior Wall	Roof Cover	Interior Wall	Flooring
COUNTY	1,581	1,526	BRICK	COMP SHNGL	MINIMUM	CARPET
Heating Type	A/C Type	Stories	Actual Year Built	Effective Year Built	Building Notes	
AIR DUCTED	CENTRAL	1	1989	1989	CARD 001 IS THE OLD HOSPITAL	

Type	Total Area	Gross Leasable Area	Exterior Wall	Roof Cover	Interior Wall	Flooring
COUNTY	25,402	23,888	BRICK	BUILT-UP	DRYWL/PLAS	VINYL TILE
Heating Type	A/C Type	Stories	Actual Year Built	Effective Year Built	Building Notes	
AIR DUCTED	CENTRAL	3	1992	1992	CARD 001 IS THE OLD HOSPITAL	

EXTRA FEATURE INFORMATION

Description	Quantity	Quantity Type	Year Built
PORCH	1	UNITS	1986
ASPHAT	110,422	SQUARE FEET	2003
CONCRE	4,450	SQUARE FEET	1966
ASPHAT	44,293	SQUARE FEET	1985

ASPHAT	5,143	SQUARE FEET	1985
ELEVTR	1	UNITS	1992
SPRKLK	35,058	SQUARE FEET	1992

LAND INFORMATION

Description	Frontage	Depth	Land Units	Unit Type
COUNTY (008600)	1835	0	000006.570	ACRES

SALES INFORMATION

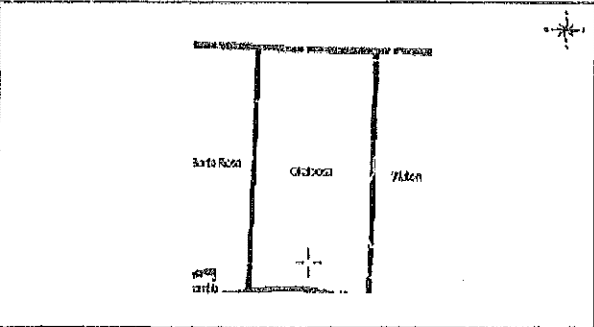
OR Book/Page	Path To Deed	Sale Date	Sale Price	Instrument	Qualification	Vacant/Improved	Grantor	Grantee
1078/282	WARRANTY DEED	01-01-1980	175,000	Warranty Deed	UNQUALIFIED	IMPROVED		OKALOOSA COUNTY
0/0	PREVIOUS VALUE	01-01-1977	949,941	PREVIOUS VALUE	UNQUALIFIED	VACANT		

The Okaloosa County Property Appraiser's Office makes every effort to produce the most accurate information possible. No warranties, expressed or implied, are provided for the data herein. It's use or interpretation. Assessed values are from the last certified taxroll. All data is subject to change before the next certified taxroll. Website Updated August 6, 2013.

© 2002 by the County of Okaloosa, FL | Website design by qpublic.net



Okaloosa County Property Appraiser			
Parcel: 13-25-24-195B-000F-0010 Acres: 6.57			
TYPE	BCC	Land Value	612,890
SLIP	207 HOSPITAL DR	Building Value	2,400,627
SLIP	\$175,000 on 01-1980 Vacant=N Qual=U	Misc Value	204,909
SLIP	302 N WILSON ST SUITE 203	Other Value	3,218,426
MAP	CRESTVIEW, FL 32538	Assessed Value	3,218,426
		Exempt Value	3,218,426
		Taxable Value	0



The Okaloosa County Property Appraiser's Office makes every effort to produce the most accurate information possible. No warranties, expressed or implied, are provided for the data herein, its use or interpretation. The assessment information is from the last certified taxroll. All data is subject to change before the next certified taxroll. PLEASE NOTE THAT THE PROPERTY APPRAISER MAPS ARE FOR ASSESSMENT PURPOSES ONLY. NEITHER OKALOOSA COUNTY NOR ITS EMPLOYEES ASSUME RESPONSIBILITY FOR ERRORS OR OMISSIONS ---THIS IS NOT A SURVEY---

Date printed: 08/13/13 : 16:34:07

This Instrument Prepared by John W. Wade, Jr., One Park Plaza,
Nashville, Tennessee 37203

ME 1078 76 282

WARRANTY DEED

THIS INDENTURE, Made, this 3rd day of January, A.D., 1980, between
HOSPITAL CORPORATION OF AMERICA, a corporation existing under the laws of
the State of Tennessee, having its principal place of business in the County of
Davidson and State of Tennessee, and lawfully authorized to transact business in
the State of Florida, and OKALOOSA HOSPITAL, INC., a corporation existing
under the laws of the State of Florida, having its principal place of business in the
County of Okaloosa and State of Florida, and lawfully authorized to transact
business in the State of Florida, parties of the first part, and OKALOOSA
COUNTY, FLORIDA, party of the second part

*10.00 Rec
700.00 Doc
710.00 impd*

WITNESSETH:

That the said parties of the first part, for and in consideration of the sum of
Ten and No/100 Dollars, to them in hand paid by the said party of the second part,
the receipt whereof is hereby acknowledged has granted, bargained and sold to the
said party of the second part, its heirs and assigns forever, the following described
land situate, lying and being in the County of Okaloosa and State of Florida, to-wit:

Block F, except lots 15, 16, 17, 18, and 19 Park
Place Second Addition, Fort Walton Beach,
Okaloosa County, Florida, as per plat now on file
in the office of the Clerk of the Circuit Court in
and for Okaloosa County, Florida, and including
that portion of Staff Drive which forms a cul-de-
sac within Block F, same having been closed by
Ordinance No. 330 adopted February 21, 1981,
and recorded on Page 25 of Book 203, in the
Office of the Clerk of the Circuit Court for
Okaloosa County, Florida.


And the said parties of the first part do fully warrant the title to said land,
and will defend the same against the lawful claims of all persons whomsoever.

IN WITNESS WHEREOF, the said parties of the first part have caused these
present to be signed in their name by their proper officers, and attested by their
Assistant Secretary, the day and year above written.

HOSPITAL CORPORATION OF AMERICA

By: *David M. Fisk*
Vice President

ATTEST:



OKALOOSA HOSPITAL, INC.

ATTEST:

By:

Donald W. Fish
Vice President

John W. Wade, Jr.
Assistant Secretary

(This Corporation Has No Seal)

Signed, sealed and delivered in the presence of us:

Betty R. Humphrey
Cynthia S. Massey
Peggy Jean Fisher

STATE OF TENNESSEE
COUNTY OF DAVIDSON

I HEREBY CERTIFY that on this 3rd day of January, A.D., 1980, before me personally appeared DONALD W. FISH and JOHN W. WADE, JR., Vice President and Assistant Secretary respectively of HOSPITAL CORPORATION OF AMERICA, a corporation under the laws of the State of Tennessee, to me known to be the persons who signed the foregoing instrument as such officers and severally acknowledged the execution thereof to be their free act and deed as such officers for the uses and purposes therein mentioned and that they affixed thereto the official seal of said corporation, and that the said instrument is the act and deed of said corporation.

IN WITNESS WHEREOF, I hereunto set my hand and official seal at Nashville, Davidson County, Tennessee, said County and State, this 3rd day of January, A.D., 1980.

Sandra J. Malone
Sandra J. Malone, Nashville,
Davidson County, Tennessee

My Commission Expires:
October 17, 1982



STATE OF TENNESSEE)
COUNTY OF DAVIDSON)


ME 1078 PB 284

I HEREBY CERTIFY that on this 3rd day of January, A.D., 1978,
before me personally appeared DONALD W. FISH and JOHN W. WADE, JR., Vice
President and Assistant Secretary respectively of OKALOOSA HOSPITAL, INC., a
corporation under the laws of the State of Florida, to me known to be the persons
who signed the foregoing instrument as such officers and severally acknowledged
the execution thereof to be their free act and deed as such officers for the uses
and purposes therein mentioned and that they affixed thereto the official seal of
said corporation, and that the said instrument is the act and deed of said
corporation.

IN WITNESS WHEREOF, I hereunto set my hand and official seal at
Nashville, Davidson County, Tennessee, said County and State, this 3rd day of
January, A.D., 1980.

Sandra J. Malone, Nashville,
Davidson County, Tennessee

My Commission Expires
October 17, 1982



890 JAN 18 AM 10 07

57698

ME

Marcella B. Eubanks

From: Marcella B. Eubanks <MEubanks@clerkofcourts.cc>
Sent: Monday, August 18, 2014 12:34 PM
To: 'Joanne Kublik'
Subject: RE: Contract C13-2061-HD

Hi, Jo, what were you able to find out from the State?

Thank you

From: Joanne Kublik [mailto:jkublik@co.okaloosa.fl.us]
Sent: Friday, June 27, 2014 12:17 PM
To: Marcella B. Eubanks
Subject: RE: Contract C13-2061-HD

No and No, but I will try and contact the State.

Joanne Kublik, Contracts and Lease Coordinator
Okaloosa County Purchasing Department
602-C North Pearl Street
Crestview, Florida 32536
(850) 689-5960
jkublik@co.okaloosa.fl.us

Please note: Due to Florida's very broad public records laws, most written communications to or from County employees regarding County business are public records, available to the public and media upon request. Therefore, this written e-mail communication, including your e-mail address, may be subject to public disclosure.

From: Marcella B. Eubanks [mailto:MEubanks@clerkofcourts.cc]
Sent: Friday, June 27, 2014 12:15 PM
To: Joanne Kublik
Subject: RE: Contract C13-2061-HD

Did you receive a fully executed original from the local health dept?

It looks like the originals were executed at the State, have you tried to contact them?



Marcella B. Eubanks
Contracts and Grants Manager
Okaloosa County Clerk of Circuit Court
Contracts and Grants
1804 Lewis Turner Boulevard, Suite 206
Ft. Walton Beach, FL 32547
Tel: (850) 651-7200 x 4381

From: Joanne Kublik [mailto:jkublik@co.okaloosa.fl.us]
Sent: Friday, June 27, 2014 11:09 AM
To: Marcella B. Eubanks
Subject: FW: Contract C13-2061-HD

I know this isn't going to do you any good, but here it is anyway. I have checked the files in and around 2061 (to make sure not misfiled) and do not see the letters anywhere. Jo

Joanne Kublik, Contracts and Lease Coordinator
Okaloosa County Purchasing Department
602-C North Pearl Street
Crestview, Florida 32536
(850) 689-5960
jkublik@co.okaloosa.fl.us

Please note: Due to Florida's very broad public records laws, most written communications to or from County employees regarding County business are public records, available to the public and media upon request. Therefore, this written e-mail communication, including your e-mail address, may be subject to public disclosure.

From: Green, Laura T [<mailto:Laura.Green@flhealth.gov>]
Sent: Friday, June 27, 2014 11:03 AM
To: Joanne Kublik
Cc: Chapman, Karen A
Subject: FW: Contract C13-2061-HD

Joanne: Attached please find an original copy of the signed contract. If you need additional information, please let me know. Thanks!

Laura Green

Operations Manager C / Business Office Section Chief
Florida Department of Health
Okaloosa County
www.HealthyOkaloosa.com
221 Hospital Drive, NE, Fort Walton Beach, FL 32548
Office: (850) 833-9070
Fax: (850) 833-9252

LIKE US on Facebook FLDepartmentofHealth
FOLLOW US on Twitter @HealthyFla
DOH Online Newsroom <http://newsroom.doh.state.fl.us>

How's my customer service? Please take our survey:
https://www.surveymonkey.com/s/CSS_CustomerSatisfactionSurvey

Please note: FL has a very broad public records law. Most written communication to or from state officials regarding state business are public records available to the public and the media upon request. Your email communication may therefore be subject to public disclosure.

From: Chapman, Karen A
Sent: Friday, June 27, 2014 10:56 AM
To: Joanne Kublik
Cc: May, Shaun C; Zan Fedorak; Jack Allen; 'Marcella B. Eubanks'; Green, Laura T
Subject: RE: Contract C13-2061-HD

Joanne,
Laura Green has located our signed copy of the contract. We mailed the second signed copy back to your offices last September. Laura will scan a copy of the fully executed agreement and send it to you directly.
Dr. Chapman

Karen A. Chapman, MD, MPH

Director
Florida Department of Health
Okaloosa County
New email address: Karen.Chapman@flhealth.gov
www.HealthyOkaloosa.com
221 Hospital Drive, NE Fort Walton Beach, FL 32548
office (850) 833-9245
fax (850) 833-9252

LIKE US on Facebook [FLDepartmentofHealth](https://www.facebook.com/FLDepartmentofHealth)
FOLLOW US on Twitter [@HealthyFla](https://twitter.com/HealthyFla)
DOH Online Newsroom <http://newsroom.doh.state.fl.us>

Please note: FL has a very broad public records law. Most written communication to or from state officials regarding state business are public records available to the public and the media upon request. Your email communication may therefore be subject to public disclosure.

From: Joanne Kublik [<mailto:jkublik@co.okaloosa.fl.us>]
Sent: Friday, June 27, 2014 10:51 AM
To: Chapman, Karen A
Cc: May, Shaun C; Zan Fedorak; Jack Allen; 'Marcella B. Eubanks'
Subject: RE: Contract C13-2061-HD

I will scan and send them to you under separate e-mail.

Joanne Kublik, Contracts and Lease Coordinator
Okaloosa County Purchasing Department
602-C North Pearl Street
Crestview, Florida 32536
(850) 689-5960
jkublik@co.okaloosa.fl.us

Please note: Due to Florida's very broad public records laws, most written communications to or from County employees regarding County business are public records, available to the public and media upon request. Therefore, this written e-mail communication, including your e-mail address, may be subject to public disclosure.

From: Chapman, Karen A [<mailto:Karen.Chapman@flhealth.gov>]
Sent: Friday, June 27, 2014 9:51 AM
To: Joanne Kublik
Cc: May, Shaun C; Zan Fedorak; Jack Allen; 'Marcella B. Eubanks'
Subject: RE: Contract C13-2061-HD

Joanne,
I have no knowledge of any contracts or paperwork that we have not signed as requested. I will need more specifics about your request in order to determine if we have failed to comply. Can you please be specific about what the contracts/documents were in reference to??
Thanks,
Dr. C

Karen A. Chapman, MD, MPH
Director
Florida Department of Health
Okaloosa County
New email address: Karen.Chapman@flhealth.gov
www.HealthyOkaloosa.com
221 Hospital Drive, NE Fort Walton Beach, FL 32548
office (850) 833-9245
fax (850) 833-9252

LIKE US on Facebook [FLDepartmentofHealth](#)
FOLLOW US on Twitter [@HealthyFla](#)
DOH Online Newsroom <http://newsroom.doh.state.fl.us>

Please note: FL has a very broad public records law. Most written communication to or from state officials regarding state business are public records available to the public and the media upon request. Your email communication may therefore be subject to public disclosure.

From: Joanne Kublik [<mailto:jkublik@co.okaloosa.fl.us>]
Sent: Friday, June 27, 2014 8:38 AM
To: Chapman, Karen A
Cc: May, Shaun C; Zan Fedorak; Jack Allen; 'Marcella B. Eubanks'
Subject: Contract C13-2061-HD

Dr. Chapman – on September 5, 2013, three original contracts of a renovation agreement were mailed to you for signature. We requested that these documents be returned to Okaloosa County Purchasing. As of this date, we have not received these contracts. Could you please see if you received these contracts and, if so, return them to me as soon as possible? I appreciate your assistance. If you have any questions, please feel free to call.

Joanne Kublik, Contracts and Lease Coordinator
Okaloosa County Purchasing Department
602-C North Pearl Street
Crestview, Florida 32536
(850) 689-5960
jkublik@co.okaloosa.fl.us

Please note: Due to Florida's very broad public records laws, most written communications to or from County employees regarding County business are public records, available to the public and media upon request. Therefore, this written e-mail communication, including your e-mail address, may be subject to public disclosure.

[Spam](#)
[Not spam](#)
[Forget previous vote](#)

[Spam](#)
[Not spam](#)
[Forget previous vote](#)

PLEASE NOTE: Florida has a very broad public records law. Email communications to or from Okaloosa County Clerk of Court employees are considered public records and are available to the public and media upon request. Your e-mail communications, including your email address, are subject to public disclosure. This email is intended for the addressee(s) indicated above only. If you have received this email in error, please delete it immediately.

CONTRACT # C13-2061-HD
FLORIDA DEPARTMENT OF HEALTH
RENOVATION AGREEMENT W/HEALTH DEPT.
EXPIRES: INDEFINITE

AGREEMENT BETWEEN
STATE OF FLORIDA, DEPARTMENT OF HEALTH
AND THE
OKALOOSA COUNTY BOARD OF COUNTY COMMISSIONERS
OKALOOSA COUNTY, FLORIDA

This agreement ("Agreement") is made and entered into between the State of Florida, Department of Health ("Department") and the Okaloosa County Board of County Commissioners ("County"), through the undersigned authorities, effective upon the last signature affixed hereto.

WHEREAS, the Department provides services to protect the health of the public living in or visiting the state of Florida through various laws including section 20.43, Chapters 154, 381, 382, and 383, Florida Statutes; and

WHEREAS, under Chapter 154, Florida Statutes, there is established a unique partnership between the state and its counties in meeting the public health needs of the state; and

WHEREAS, the public health needs of the several counties are to be provided through contractual arrangements between the state and each county including provision for use and maintenance of county health department facilities and equipment; and

WHEREAS, in furtherance of the state/county partnership, the parties to this agreement share in the provision of resources in order to establish necessary public health facilities.

THEREFORE, in consideration of the mutual promises set forth herein, the sufficiency of which is hereby acknowledged, the parties hereto agree as follows:

- A. The County owns land and a building as further described in the legal description attached as Exhibit A ("Property") and agrees to use the real property as the site for a county health department facility.
- B. The Department will exercise its authority pursuant to section 154.01(5), Florida Statutes, to seek and secure funding from the Florida Legislature for the renovation of a county health department facility on the real property referenced in Exhibit A.
- C. On completion of the renovation of the facility, the County will retain the maintenance and ownership of the facility pursuant to the provisions of Chapter 154, Florida Statutes.
- D. The facility renovated on the land referenced in Exhibit A will be occupied and operated for its useful life by the Okaloosa County Health Department solely for public health services. This provision may be altered through a written agreement as provided in section 154.01(3), Florida Statutes.
- E. The Department shall not pay rent to the County for the state funded facility.
- F. The parties further agree to be fully responsible to the limits set forth in section 768.28, Florida Statutes, for their own negligent acts, which result in claims, or suits against each