



Local Public Agency Formal Contract

Contractor's Name
Joel Kennedy Constructing Corp.

Contractor's Address City State Zip Code
2830 N. Lincoln Avenue Chicago IL 60657

STATE OF ILLINOIS

Local Public Agency County Section Number
Village of Buffalo Grove Cook

Street Name/Road Name Type of Funds
Various Local

CONTRACT BOND (when required)

For a County and Road District Project
Submitted/Approved
Highway Commissioner Signature & Date

Submitted/Approved
County Engineer/Superintendent of Highways Signature & Date

For a Municipal Project
Submitted/Approved/Passed
Signature & Date
[Signature] 12/19/23
Official Title

Department of Transportation
 Concurrence in approval of award
Regional Engineer Signature & Date

Local Public Agency	Local Street/Road Name	County	Section Number
Village of Buffalo Grove	Various	Cook	


1. THIS AGREEMENT, made and concluded the 4th day of December 2023 between the Village of Buffalo Grove, known as the party of the first part, and Joel Kennedy Constructing Corp., its successor, and assigns, known as the party of the second part.

2. For and in consideration of the payments and agreements mentioned in the Proposal hereto attached, to be made and performed by the party of the first part, and according to the terms expressed in the Bond referring this contract, the party of the second part agrees with said party of the first part, at its own proper cost and expense, to do all the work, furnish all materials and all labor necessary to complete the work in accordance with the plans and specifications hereinafter described, and in full compliance with all of the terms of this contract.


3. It is also understood and agreed that the LPA Formal Contract Proposal, Special Provisions, Affidavit of Illinois Business Office, Apprenticeship or Training Program Certification, and Contract Bond hereto attached, and the Plans for Section in Village of Buffalo Grove, approved by the Illinois Department of Transportation on , are essential documents of this contract and are a part hereof.

4. IN WITNESS WHEREOF, the said parties have executed this contract on the date above mentioned.


Attest: The Village of Buffalo Grove

Clerk Signature & Date


(SEAL, if required by the LPA)

Party of the First Part Signature & Date
 By:  12/19/23
 (If a Corporation)

Corporate Name
Joel Kennedy Constructing Corp.

President, Party of the Second Part Signature & Date
 By:  Joel Kennedy, 12/5/23
 (If a Limited Liability Corporation)

(SEAL, if required by the LPA)

LLC Name

Manager or Authorized Member, Party of the Second Part
 By:

(If a Partnership)


Partner Signature & Date

Partner Signature & Date

Partners doing Business under the firm name of
 Party of the Second Part

(If an individual)

Party of the Second Part Signature & Date

Attest: Assistant
 Secretary Signature & Date


Pawel Lubanski
 (SEAL, if required by the LPA)





COVER SHEET

Proposal Submitted By:
Contractor's Name
JOEL KENNEDY CONSTRUCTION CORP.

Contractor's Address
2830 N. LINCOLN AVE

City
CHICAGO

State
IL

Zip Code
60657

STATE OF ILLINOIS

Local Public Agency
Village of Buffalo Grove

County
Cook

Section Number

Route(s) (Street/Road Name)
2024 White Pine Street & Utility Project

Type of Funds
General (Local)

Proposal Only Proposal and Plans Proposal only, plans are separate

Submitted/Approved
For Local Public Agency:

For a County and Road District Project

Submitted/Approved

Highway Commissioner Signature & Date

Submitted/Approved

County Engineer/Superintendent of Highways Signature & Date

For a Municipal Project

Submitted/Approved/Passed

Signature & Date

Official Title

Department of Transportation

Released for bid based on limited review

Regional Engineer Signature & Date

Note: All proposal documents, including Proposal Guaranty Checks or Proposal Bid Bonds, should be stapled together to prevent loss when bids are processed.

Local Public Agency	County	Section Number	Route(s) (Street/Road Name)
Village of Buffalo Grove	Cook		2024 White Pine Street & Utility

NOTICE TO BIDDERS

Sealed proposals for the project described below will be received at the office of www.vbg.org/bids

Address	Name of Office	until	10:00 AM	on	11/16/23
			Time		Date

Sealed proposals will be opened and read publicly at the office of a live, online meeting hosted by the Village,

Address	Name of Office	at	10:00 AM	on	11/16/23
			Time		Date

DESCRIPTION OF WORK

Location	Project Length
White Pine Rd, Elmwood Dr, Red Oak Ct, Hawthorne Rd, Thornwood Dr, Poplar Ct	6,265' (1.19 Miles)

Proposed Improvement

Water Main & Service Line Replacement; Storm Sewer Improvements; HMA Pavement Removal and Replacement; Curb & Gutter, and Sidewalk Removal and Replacement at Various Locations; Landscape Restoration; and other associated improvements.

1. Plans and proposal forms will be available in the office of

www.vbg.org/bids
Office of the Purchasing Manager - (847) 459-2500

2. Prequalification

If checked, the 2 apparent as read low bidders must file within 24 hours after the letting an "Affidavit of Availability" (Form BC 57) in triplicate, showing all uncompleted contracts awarded to them and all low bids pending award for Federal, State, County, Municipal and private work. ~~One original shall be filed with the Awarding Authority and two originals with the IDOT District Office.~~

3. The Awarding Authority reserves the right to waive technicalities and to reject any or all proposals as provided in BLRS Special Provision for Bidding Requirements and Conditions for Contract Proposals.

4. The following BLR Forms shall be returned by the bidder to the Awarding Authority:

- Local Public Agency Formal Contract Proposal (BLR 12200)
- Schedule of Prices (BLR 12201)
- Proposal Bid Bond (BLR 12230) (if applicable)
- ~~Apprenticeship or Training Program Certification (BLR 12325) (do not use for project with Federal funds.)~~
- Affidavit of Illinois Business Office (BLR 12326) (do not use for project with Federal funds)

5. The quantities appearing in the bid schedule are approximate and are prepared for the comparison of bids. Payment to the Contractor will be made only for the actual quantities of work performed and accepted or materials furnished according to the contract. The scheduled quantities of work to be done and materials to be furnished may be increased, decreased or omitted as hereinafter provided.

6. Submission of a bid shall be conclusive assurance and warranty the bidder has examined the plans and understands all requirements for the performance of work. The bidder will be responsible for all errors in the proposal resulting from failure or neglect to conduct an in depth examination. The Awarding Authority will, in no case, be responsible for any costs, expenses, losses or changes in anticipated profits resulting from such failure or neglect of the bidder.

7. The bidder shall take no advantage of any error or omission in the proposal and advertised contract.

8. If a special envelope is supplied by the Awarding Authority, each proposal should be submitted in that envelope furnished by the Awarding Agency and the blank spaces on the envelope shall be filled in correctly to clearly indicate its contents. When an envelope other than the special one furnished by the Awarding Authority is used, it shall be marked to clearly indicate its contents. When sent by mail, the sealed proposal shall be addressed to the Awarding Authority at the address and in care of the official in whose office the bids are to be received. All proposals shall be filed prior to the time and at the place specified in the Notice to Bidders. Proposals received after the time specified will be returned to the bidder unopened.

9. Permission will be given to a bidder to withdraw a proposal if the bidder makes the request in writing or in person before the time for opening proposals.

Local Public Agency	County	Section Number	Route(s) (Street/Road Name)
Village of Buffalo Grove	Cook		2024 White Pine Street & Utility

PROPOSAL

1. Proposal of JOEL KENNEDY CONSTRUCTION CORP.
Contractor's Name

2830 N. LINCOLN AVE, CHICAGO, IL 60657
Contractor's Address

2. The plans for the proposed work are those prepared by Gewalt Hamilton Associates, Inc.
~~and approved by the Department of Transportation on~~ _____

3. The specifications referred to herein are those prepared by the Department of Transportation and designated as "Standard Specifications for Road and Bridge Construction" and the "Supplemental Specifications and Recurring Special Provisions" thereto, adopted and in effect on the date of invitation for bids.

4. The undersigned agrees to accept, as part of the contract, the applicable Special Provisions indicated on the "Check Sheet for Recurring Special Provisions" contained in this proposal.

5. The undersigned agrees to complete the work within _____ working days or by 06/14/24 unless additional time is granted in accordance with the specifications.

6. The successful bidder at the time of execution of the contract will be required to deposit a contract bond for the full amount of the award. When a contract bond is not required, the proposal guaranty check will be held in lieu thereof. If this proposal is accepted and the undersigned fails to execute a contract and contract bond as required, it is hereby agreed that the Bid Bond of check shall be forfeited to the Awarding Authority.

7. Each pay item should have a unit price and a total price. If no total price is shown or if there is a discrepancy between the products of the unit price multiplied by the quantity, the unit price shall govern. If a unit price is omitted, the total price will be divided by the quantity in order to establish a unit price. A bid may be declared unacceptable if neither a unit price nor a total price is shown.

8. The undersigned submits herewith the schedule of prices on BLR 12201 covering the work to be performed under this contract.

9. The undersigned further agrees that if awarded the contract for the sections contained in the combinations on BLR 12201, the work shall be in accordance with the requirements of each individual proposal for the multiple bid specified in the Schedule for Multiple Bids below.

10. A proposal guaranty in the proper amount, as specified in BLRS Special Provision for Bidding Requirements and Conditions for Contract Proposals, will be required. Bid Bonds Will be allowed as a proposal guaranty. Accompanying this proposal is either a bid bond, if allowed, on Department form BLR 12230 or a proposal guaranty check, complying with the specifications, made payable to: Village Treasurer of Buffalo Grove.

The amount of the check is Bid Bond (10% of Total Bid) (_____).

Attach Cashier's Check or Certified Check Here

In the event that one proposal guaranty check is intended to cover two or more bid proposals, the amount must be equal to the sum of the proposal guaranties which would be required for each individual bid proposal. If the proposal guaranty check is placed in another bid proposal, state below where it may be found.

The proposal guaranty check will be found in the bid proposal for: Section Number _____.

Local Public Agency	County	Section Number	Route(s) (Street/Road Name)
Village of Buffalo Grove	Cook		2024 White Pine Street & Utility

CONTRACTOR CERTIFICATIONS

The certifications hereinafter made by the bidder are each a material representation of fact upon which reliance is placed should the Department enter into the contract with the bidder.

- Debt Delinquency.** The bidder or contractor or subcontractor, respectively, certifies that it is not delinquent in the payment of any tax administered by the Department of Revenue unless the individual or other entity is contesting, in accordance with the procedure established by the appropriate Revenue Act, its liability for the tax or the amount of the tax. Making a false statement voids the contract and allows the Department to recover all amounts paid to the individual or entity under the contract in a civil action.
- Bid-Rigging or Bid Rotating.** The bidder or contractor or subcontractor, respectively, certifies that it is not barred from contracting with the Department by reason of a violation of either 720 ILCS 5/33E-3 or 720 ILCS 5/33E-4.

A violation of section 33E-3 would be represented by a conviction of the crime of bid-rigging which, in addition to Class 3 felony sentencing, provides that any person convicted of this offense, or any similar offense of any state or the United States which contains the same elements as this offense shall be barred for 5 years from the date of conviction from contracting with any unit of State or local government. No corporation shall be barred from contracting with any unit of State or local government as a result of a conviction under this Section of any employee or agent of such corporation if the employee so convicted is no longer employed by the corporation: (1) it has been finally adjudicated not guilty or (2) if it demonstrates to the governmental entity with which it seeks to contract that entity finds that the commission of the offense was neither authorized, requested, commanded, nor performed by a director, officer or a high managerial agent on behalf of the corporation.

A violation of Section 33E-4 would be represented by a conviction of the crime of bid-rotating which, in addition to Class 2 felony sentencing, provides that any person convicted of this offense or any similar offense of any state or the United States which contains the same elements as this offense shall be permanently barred from contracting with any unit of State of Local government. No corporation shall be barred from contracting with any unit of State or Local government as a result of a conviction under this Section of any employee or agent of such corporation if the employee so convicted is no longer employed by the corporation and: (1) it has been finally adjudicated not guilty or (2) if it demonstrates to the governmental entity with which it seeks to contract and that entity finds that the commission of the offense was neither authorized, requested, commanded, nor performed by a director, officer or a high managerial agent on behalf of the corporation.

- Bribery.** The bidder or contractor or subcontractor, respectively, certifies that, it has not been convicted of bribery or attempting to bribe an officer or employee of the State of Illinois or any unit of local government, nor has the firm made an admission of guilt of such conduct which is a matter of record, nor has an official, agent, or employee of the firm committed bribery or attempted bribery on behalf of the firm and pursuant to the direction or authorization of a responsible official of the firm.
- Interim Suspension or Suspension.** The bidder or contractor or subcontractor, respectively, certifies that it is not currently under a suspension as defined in Subpart 1 of Title 44 Subtitle A Chapter III Part 6 of the Illinois Administrative code. Furthermore, if suspended prior to completion of this work, the contract or contracts executed for the completion of this work may be canceled.

Local Public Agency	County	Section Number	Route(s) (Street/Road Name)
Village of Buffalo Grove	Cook		2024 White Pine Street & Utility

SIGNATURES

(If an individual)

Bidder Signature & Date

Business Address

City State Zip Code

(If a partnership)

Firm Name

Signature & Date

Title

Business Address

City State Zip Code

Insert the Names and Addresses of all Partners

[Empty box for listing partners]

(If a corporation)



Corporate Name

Signature & Date

Title

Business Address

City State Zip Code

Insert Names of Officers

President

Attest:

AL Thi

Assistant Secretary

Secretary

ROSEN JASPER

Treasurer

N/A

RETURN WITH BID
SCHEDULE OF PRICES

VoBG-2024-02

Base Bid Scope of Work:

For the complete scope of work and information covering these items, see the plans and specifications.

2024 WHITE PINE STREET AND UTILITY PROJECT

The following Unit Prices will be used for basis of payment and shall be the bidder's proposal for completing the entire improvements herein.

ITEM NO	DESCRIPTION	QUANTITY	UNIT	UNIT PRICE	VALUE
1	TREE TRUNK PROTECTION	192.0	EA	\$50.00	\$9,600.00
2	TREE ROOT PRUNING	124.0	EA	\$25.00	\$3,100.00
3	REMOVAL AND DISPOSAL OF UNSUITABLE MATERIAL	620.0	CY	\$20.00	\$12,400.00
4	TRENCH BACKFILL, COARSE AGGREGATE, CA-11 (SPECIAL)	3,700.0	CY	\$1.00	\$3,700.00
5	GEOTECHNICAL FABRIC FOR GROUND STABILIZATION	620.0	SY	\$3.00	\$1,860.00
6	GENERAL LANDSCAPE RESTORATION (SPECIAL)	4,600.0	SY	\$12.00	\$55,200.00
7	MOWING (SPECIAL)	4.0	EA	\$250.00	\$1,000.00
8	SUPPLEMENTAL WATERING	16.0	UN	\$20.00	\$320.00
9	TEMPORARY EROSION CONTROL SEEDING (SPECIAL)	4,600.0	SY	\$0.10	\$460.00
10	TEMPORARY MULCH METHOD 3A (SPECIAL)	4,600.0	SY	\$0.10	\$460.00
11	INLET FILTERS	36.0	EA	\$275.00	\$9,900.00
12	AGGREGATE SUBGRADE IMPROVEMENT	620.0	CY	\$20.00	\$12,400.00
13	AGGREGATE BASE COURSE, TYPE B VARIES (SPECIAL)	2,480.0	TN	\$48.00	\$119,040.00
14	PREPARATION OF BASE	17,530.0	SY	\$2.00	\$35,060.00
15	HOT-MIX ASPHALT BINDER COURSE (SPECIAL)	2,728.0	TN	\$83.00	\$226,424.00
16	HOT-MIX ASPHALT SURFACE COURSE (SPECIAL)	2,182.0	TN	\$89.00	\$194,198.00
17	BITUMINOUS MATERIALS (TACK COAT)	8,200.0	LB	\$0.01	\$82.00
18	CLASS D PATCHES, TYPE III, 5 INCH (SPECIAL)	35.0	SY	\$180.00	\$6,300.00
19	WELDED WIRE REINFORCEMENT	1,380.0	SY	\$10.00	\$13,800.00
20	PORTLAND CEMENT CONCRETE DRIVEWAY PAVEMENT, 6 INCH	610.0	SY	\$116.00	\$70,760.00
21	PORTLAND CEMENT CONCRETE SIDEWALK 5 INCH	6,930.0	SF	\$12.00	\$83,160.00
22	DETECTABLE WARNINGS (FURNISHED BY OTHERS) (SPECIAL)	22.0	SF	\$80.00	\$1,760.00
23	PAVEMENT REMOVAL (SPECIAL)	17,530.0	SY	\$10.00	\$175,300.00
24	DRIVEWAY PAVEMENT REMOVAL (SPECIAL)	590.0	SY	\$20.00	\$11,800.00
25	COMBINATION CURB AND GUTTER REMOVAL	2,770.0	FT	\$6.00	\$16,620.00
26	SIDEWALK REMOVAL	7,222.0	SF	\$1.50	\$10,833.00
27	WATER MAIN 8" (FURNISHED BY OTHERS) (SPECIAL)	6,445.0	FT	\$90.00	\$580,050.00
28	WATER VALVES 8" (FURNISHED BY OTHERS) (SPECIAL)	11.0	EA	\$500.00	\$5,500.00
29	FIRE HYDRANTS TO BE REMOVED (SPECIAL)	15.0	EA	\$500.00	\$7,500.00
30	FIRE HYDRANT EXTENSION (SPECIAL)	2.0	FT	\$1,750.00	\$3,500.00
31	FIRE HYDRANT ASSEMBLY, COMPLETE (FURNISHED BY OTHERS) (SPECIAL)	17.0	EA	\$6,500.00	\$110,500.00
32	PIPE UNDERDRAINS, 4" (SPECIAL)	2,700.0	FT	\$30.00	\$81,000.00
33	VALVE VAULT, TYPE A, 5'-DIAMETER, TYPE 1 FRAME, CLOSED LID	7.0	EA	\$9,000.00	\$63,000.00
34	VALVE VAULT, TYPE A, 6'-DIAMETER, TYPE 1 FRAME, CLOSED LID	4.0	EA	\$12,000.00	\$48,000.00
35	REMOVING CATCH BASINS	5.0	EA	\$100.00	\$500.00
36	REMOVING MANHOLES	3.0	EA	\$100.00	\$300.00
37	REMOVING INLETS	19.0	EA	\$100.00	\$1,900.00
38	COMBINATION CONCRETE CURB AND GUTTER, TYPE M (MODIFIED) (SPECIAL)	2,770.0	FT	\$62.00	\$171,740.00
39	MOBILIZATION	1.0	LS	\$200,000.00	\$200,000.00
40	CONNECT INTO EXISTING DRAINAGE STRUCTURE (SPECIAL)	2.0	EA	\$100.00	\$200.00
41	STORM SEWER CONNECTION (SPECIAL)	17.0	EA	\$150.00	\$2,550.00
42	SANITARY SEWER CONNECTION (SPECIAL)	14.0	EA	\$75.00	\$1,050.00

ITEM NO	DESCRIPTION	QUANTITY	UNIT	UNIT PRICE	VALUE
43	CATCH BASINS, TYPE A, 4'-DIAMETER, TYPE 11 FRAME AND GRATE	5.0	EA	\$4,500.00	\$22,500.00
44	CATCH BASINS, TYPE A, 5'-DIAMETER, TYPE 11 FRAME AND GRATE	1.0	EA	\$5,800.00	\$5,800.00
45	MANHOLES, TYPE A, 4'-DIAMETER, TYPE 11 FRAME AND GRATE	3.0	EA	\$4,600.00	\$13,800.00
46	MANHOLES, TYPE A, 5'-DIAMETER, TYPE 1 FRAME, OPEN LID	1.0	EA	\$6,000.00	\$6,000.00
47	INLETS, TYPE A, TYPE 11 FRAME AND GRATE	18.0	EA	\$3,000.00	\$54,000.00
48	VALVE VAULTS TO BE ABANDONED	1.0	EA	\$500.00	\$500.00
49	VALVE BOXES TO BE REMOVED	2.0	EA	\$250.00	\$500.00
50	VALVE VAULTS TO BE REMOVED	16.0	EA	\$500.00	\$8,000.00
51	WATER VALVES TO BE REMOVED	16.0	EA	\$100.00	\$1,600.00
52	TRAFFIC CONTROL AND PROTECTION (SPECIAL)	1.0	LS	\$100,000.00	\$100,000.00
53	CUT AND CAP EXISTING WATER MAIN	1.0	EA	\$3,000.00	\$3,000.00
54	CONNECTION TO EXISTING WATER MAIN (NON-PRESSURE) - 8" (SPECIAL)	5.0	EA	\$7,500.00	\$37,500.00
55	PRESSURE CONNECTION 8" x 8"	1.0	EA	\$10,000.00	\$10,000.00
56	WATER MAIN REMOVAL, 8"	70.0	FT	\$1.00	\$70.00
57	DRAINAGE STRUCTURES TO BE ADJUSTED	2.0	EA	\$900.00	\$1,800.00
58	DRAINAGE STRUCTURES TO BE ADJUSTED WITH NEW TYPE 1 FRAME, CLOSED LID (SPECIAL)	8.0	EA	\$1,250.00	\$10,000.00
59	FRAMES AND LIDS, TYPE 1, CLOSED LID (SANITARY) (SPECIAL)	23.0	EA	\$1,400.00	\$32,200.00
60	FRAMES AND LIDS, TYPE 1, CLOSED LID (STORM) (SPECIAL)	4.0	EA	\$900.00	\$3,600.00
61	SANITARY MANHOLES TO BE RECONSTRUCTED WITH NEW TYPE 1 FRAME, CLOSED LID (SPECIAL)	3.0	EA	\$3,200.00	\$9,600.00
62	SANITARY SEWERS, WATER MAIN QUALITY PIPE, 6"	135.0	FT	\$100.00	\$13,500.00
63	SANITARY SEWERS, WATER MAIN QUALITY PIPE, 8"	70.0	FT	\$110.00	\$7,700.00
64	SANITARY SEWERS, WATER MAIN QUALITY PIPE, 10"	35.0	FT	\$125.00	\$4,375.00
65	STORM SEWERS, RUBBER GASKET, CLASS A, TY 1, 12"	20.0	FT	\$150.00	\$3,000.00
66	STORM SEWERS, RUBBER GASKET, CLASS A, TY 1, 15"	20.0	FT	\$160.00	\$3,200.00
67	STORM SEWERS, RUBBER GASKET, CLASS A, TY 1, 18"	20.0	FT	\$170.00	\$3,400.00
68	STORM SEWERS, TYPE 1, WATER MAIN QUALITY PIPE, 6"	100.0	FT	\$100.00	\$10,000.00
69	STORM SEWERS, TYPE 1, WATER MAIN QUALITY PIPE, 10"	390.0	FT	\$125.00	\$48,750.00
70	STORM SEWERS, TYPE 1, WATER MAIN QUALITY PIPE, 12"	265.0	FT	\$130.00	\$34,450.00
71	STORM SEWERS, TYPE 1, WATER MAIN QUALITY PIPE, 15"	45.0	FT	\$175.00	\$7,875.00
72	EXPLORATION EXCAVATION (SPECIAL)	8.0	EA	\$250.00	\$2,000.00
73	ADJUSTING SANITARY/STORM SERVICES, 8-INCH DIAMETER OR LESS (SPECIAL)	80.0	FT	\$175.00	\$14,000.00
74	STORM SEWER TO BE REMOVED, 18-INCH DIAMETER OR LESS (SPECIAL)	800.0	FT	\$1.00	\$800.00
75	SANITARY SEWER TO BE REMOVED, 18-INCH DIAMETER OR LESS (SPECIAL)	240.0	FT	\$1.00	\$240.00
76	BUFFALO BOX FRAME & LID (SPECIAL)	12.0	EA	\$300.00	\$3,600.00
77	WATER SERVICE, TYPE K COPPER, 1" (SPECIAL)	1,670.0	FT	\$20.00	\$33,400.00
78	WATER SERVICE, TYPE K COPPER, 1", TRENCHLESS METHOD (SPECIAL)	2,895.0	FT	\$20.00	\$57,900.00
79	WATER SERVICE, CONNECT EXISTING, COMPLETE (SPECIAL)	141.0	EA	\$1,250.00	\$176,250.00
80	WATER SERVICE, TAP, 1" COMPLETE (SPECIAL)	141.0	EA	\$2,250.00	\$317,250.00
81	ABANDON EXISTING WATER MAIN (SPECIAL)	130.0	CY	\$140.00	\$18,200.00
82	TEMPORARY PAVEMENT	20.0	TN	\$275.00	\$5,500.00
83	HOT-MIX ASPHALT DRIVEWAY PAVEMENT, 3"	24.0	SY	\$150.00	\$3,600.00
84	REMOVE AND RELOCATE EXISTING SIGN	13.0	EA	\$100.00	\$1,300.00

PROPOSAL OF UNIT PRICE BID TOTAL: \$ **\$3,443,587.00**

Written Amount for Proposal of Unit Price Bid Total:

Three Million Four Hundred Forty Three Thousand Five Hundred Eighty Seven Dollars and Zero Cents



Local Public Agency Village of Buffalo Grove	County Cook	Section Number N/A
---	----------------	-----------------------

WE, Joel Kennedy Constructing Corp. as PRINCIPAL, and Continental Casualty Company as SURETY, are held jointly, severally and firmly bound unto the above Local Public Agency (hereafter referred to as "LPA") in the penal sum of 10% of the total bid price, or for the amount specified in the proposal documents in effect on the date of invitation for bids, whichever is the lesser sum. We bind ourselves, our heirs, executors, administrators, successors, and assigns, jointly pay to the LPA this sum under the conditions of this instrument.

WHEREAS THE CONDITION OF THE FOREGOING OBLIGATION IS SUCH that, the said PRINCIPAL is submitting a written proposal to the LPA acting through its awarding authority for the construction of the work designated as the above section.

THEREFORE if the proposal is accepted and a contract awarded to the PRINCIPAL by the LPA for the above designated section and the PRINCIPAL shall within fifteen (15) days after award enter into a formal contract, furnish surety guaranteeing the faithful performance of the work, and furnish evidence of the required insurance coverage, all as provided in the "Standard Specifications for Road and Bridge Construction" and applicable Supplemental Specifications, then this obligation shall become void; otherwise it shall remain in full force and effect.

IN THE EVENT the LPA determines the PRINCIPAL has failed to enter into a formal contract in compliance with any requirements set forth in the preceding paragraph, then the LPA acting through its awarding authority shall immediately be entitled to recover the full penal sum set out above, together with all court costs, all attorney fees, and any other expense of recovery.

IN TESTIMONY WHEREOF, the said PRINCIPAL and the said SURETY have caused this instrument to be signed by their respective officers this 16th day of November, 2023

Principal

Company Name
Joel Kennedy Constructing Corp.

Signature & Date
[Signature]
11-16-2023

Title
President - Joel Kennedy

By: [Signature]

ILLINOIS SEAL

Company Name
Joel Kennedy Constructing Corp.

Signature & Date
[Signature]
11.16.2023

Title
President - Joel Kennedy

(If Principal is a joint venture of two or more contractors, the company names, and authorized signatures of each contractor must be affixed.)

Surety

Name of Surety
Continental Casualty Company

Signature of Attorney-in-Fact Signature & Date
[Signature]
William T. Krumm, Attorney-in-Fact

STATE OF IL
COUNTY OF


I Cassandra L Stone, a Notary Public in and for said county do hereby certify that Joel Kennedy and William T. Krumm
(Insert names of individuals signing on behalf of PRINCIPAL & SURETY)

who are each personally known to me to be the same persons whose names are subscribed to the foregoing instrument on behalf of PRINCIPAL and SURETY, appeared before me this day in person and acknowledged respectively, that they signed and delivered said instruments as their free and voluntary act for the uses and purposes therein set forth.

Given under my hand and notarial seal this 16th day of November, 2023
Day Month and Year

Notary Public Signature & Date
[Signature]
Date commission expires December 29, 2025

(SEAL, if required by the LPA)



Local Public Agency

County

Section Number

Village of Buffalo Grove

Cook

N/A

ELECTRONIC BID BOND

Electronic bid bond is allowed (box must be checked by LPA if electronic bid bond is allowed)

The Principal may submit an electronic bid bond, in lieu of completing the above section of the Proposal Bid Bond Form. By providing an electronic bid bond ID code and signing below, the Principal is ensuring the identified electronic bid bond has been executed and the Principal and Surety are firmly bound unto the LPA under the conditions of the bid bond as shown above. (If PRINCIPAL is a joint venture of two or more contractors, an electronic bid bond ID code, company/Bidder name title and date must be affixed for each contractor in the venture.)

Electronic Bid Bond ID Code

Grid for Electronic Bid Bond ID Code

Company/Bidder Name

Field for Company/Bidder Name

Signature & Date

Field for Signature & Date

Title


Field for Title



Local Public Agency	County	Street Name/Road Name	Section Number
Village of Buffalo Grove	Cook	Various Street Segments	N/A

I, Joel W. Kennedy of Lisle, Illinois,
Name of Affiant City of Affiant State of Affiant
 being first duly sworn upon oath, state as follows:

1. That I am the President of Joel Kennedy Constructing Corp.
Officer or Position Bidder
2. That I have personal knowledge of the facts herein stated.
3. That, if selected under the proposal described above, Joel Kennedy Constructing Corp., will maintain a business office in the
Bidder
 State of Illinois, which will be located in Cook County, Illinois.
County
4. That this business office will serve as the primary place of employment for any persons employed in the construction contemplated by this proposal.
5. That this Affidavit is given as a requirement of state law as provided in Section 30-22(8) of the Illinois Procurement Code.

Signature & Date

 11-16-2023

Print Name of Affiant
Joel W. Kennedy

Notary Public


State of IL

County Lake


Signed (or subscribed or attested) before me on 11-16-2023 by
(date)

Joel Kennedy, authorized agent(s) of
(name/s of person/s)

Joel Kennedy Constructing Corp
Bidder



(SEAL)

Notary Public Signature & Date

 My commission expires 10-26-2027



Affidavit of Availability



Bureau of Construction
 2300 South Dirksen Parkway/Room 322
 Springfield, IL 62764

Instructions: Complete this form by either typing or using black ink. "Authorization to Bid" will not be issued unless both sides of this form are completed in detail. Use additional forms as needed to list all work.

Part I. Work Under Contract

List below all work you have under contract as either a prime contractor or a subcontractor. It is required to include all pending low bids not yet awarded or rejected. In a joint venture, list only that portion of the work which is the responsibility of your company. The uncompleted dollar value is to be based upon the most recent engineer's or owners estimate, and must include work subcontracted to others. If no work is contracted, show NONE.

	1	2	3	4	Awards Pending	Accumulated Totals
Contract Number	07-027-3S	Phase A	CDBG FY23	Contract A		
Contract With	MWRD	Village of Carpentersville	City of Waukegan	City of Elgin		
Estimated Completion Date	February 2025	May 2024	May 2024	May 2024		
Total Contract Price	\$27,556,010.80	\$5,949,828.00	\$7,210,340.00	\$6,452,155.00		
Uncompleted Dollar Value if Firm is the Prime Contractor	\$9,915,941.00	\$4,990,320.00	\$2,895,998.00	\$2,818,680.00		\$20,620,939.00
Uncompleted Dollar Value if Firm is the Subcontractor						
Total Value of All Work						\$20,620,939.00

Part II. Awards Pending and Uncompleted Work to be done with your own forces.

List below the uncompleted dollar value of work for each contract and awards pending to be completed with your own forces. All work subcontracted to others will be listed on the reverse of this form. In a joint venture, list only that portion of the work to be done by your company. If no work is contracted, show NONE.

						Totals
Earthwork	\$700,000.00	\$40,000.00	\$40,000.00	\$20,000.00		\$800,000.00
Portland Cement Concrete Paving						
HMA Plant Mix	\$200,000.00					\$200,000.00
HMA Paving		\$350,000.00	\$120,000.00	\$300,000.00		\$770,000.00
Clean & Seal Cracks/Joints						
Aggregate Bases, Surfaces	\$100,000.00	\$40,000.00	\$40,000.00	\$30,000.00		\$210,000.00
Highway, R.R., Waterway Struc.						
Drainage	\$40,000.00	\$27,500.00	\$5,000.00	\$10,000.00		\$82,500.00
Electrical						
Cover and Seal Coats						
Concrete Construction	\$1,400,000.00	\$225,000.00	\$45,000.00	\$325,000.00		\$1,995,000.00
Landscaping	\$150,000.00	\$50,000.00	\$50,000.00	\$50,000.00		\$300,000.00
Fencing						
Guardrail						
Painting						
Signing						
Cold Milling, Planning, Rotomilling						
Demolition						
Pavement Markings (Paint)						
Other Construction (List)						
Sewer/Forcemain Installation	\$3,166,486.00					\$3,166,486.00
Water Main Installation						
Water Service Installation		\$4,257,820.00	\$2,595,998.00	\$2,083,680.00		\$8,937,498.00
Totals	\$5,756,486.00	\$4,990,320.00	\$2,895,998.00	\$2,818,680.00		\$16,461,484.00

Disclosure of this information is REQUIRED to accomplish the statutory purpose as outlined in the "Illinois Procurement Code." Failure to comply will result in non-issuance of an "Authorization To Bid." This form has been approved by the State Forms Management Center.

Part III. Work Subcontracted to Others.

For each contract described in Part I, list all the work you have subcontracted to others.

	1	2	3	4	Awards Pending
Subcontractor	RJ Underground				
Type of Work	Directional Drilling				
Subcontract Price	\$6,665,671.00				
Amount Uncompleted	\$2,201,000.00				
Subcontractor	Jason Mechanical				
Type of Work	Mechanical Piping				
Subcontract Price	\$4,634,816.12				
Amount Uncompleted	\$1,478,000.00				
Subcontractor	Orient Express				
Type of Work	Trucking				
Subcontract Price	\$350,000.00				
Amount Uncompleted	\$134,100.00				
Subcontractor	Menini Trucking				
Type of Work	Trucking				
Subcontract Price	\$200,000.00				
Amount Uncompleted	\$44,500.00				
Subcontractor	L&B Trucking				
Type of Work	Trucking				
Subcontract Price	\$75,000.00				
Amount Uncompleted	\$22,355.00				
Total Uncompleted	*Continued next page				

Notary

I, being duly sworn, do hereby declare this affidavit is a true and correct statement relating to ALL uncompleted contracts of the undersigned for Federal, State, County, City and private work, including ALL subcontract work, ALL pending low bids not yet awarded or rejected and ALL estimated completion dates.

Officer or Director

 Title

 Signature Date
 Company

 Address

 City State Zip Code

Subscribed and sworn to before me
 this ____ day of _____, ____

 (Signature of Notary Public)
 My commission expires _____

 (Notary Seal)

Add pages for additional contracts

Part III. Work Subcontracted to Others.

For each contract described in Part I, list all the work you have subcontracted to others.

	1	2	3	4	Awards Pending
Subcontractor	Sonican Trucking				
Type of Work	Trucking				
Subcontract Price	\$100,000.00				
Amount Uncompleted	\$79,500.00				
Subcontractor	JACK CSI				
Type of Work	Sewer Televising				
Subcontract Price	\$200,000.00				
Amount Uncompleted	\$200,000.00				
Subcontractor	Geo-Environmental				
Type of Work	Soil Testing				
Subcontract Price	\$45,000.00				
Amount Uncompleted	\$0.00				
Subcontractor					
Type of Work					
Subcontract Price					
Amount Uncompleted					
Subcontractor					
Type of Work					
Subcontract Price					
Amount Uncompleted					
Total Uncompleted	\$4,159,455.00				

Notary

I, being duly sworn, do hereby declare this affidavit is a true and correct statement relating to ALL uncompleted contracts of the undersigned for Federal, State, County, City and private work, including ALL subcontract work, ALL pending low bids not yet awarded or rejected and ALL estimated completion dates.

Officer or Director

Paul Lubanski

Title

Assistant Secretary

Signature

Al Ali

Date

11/13/2023

Company

Joel Kennedy Constructing Corp.

Address

2830 N. Lincoln Avenue

City

Chicago

State

IL

Zip Code

60657

Subscribed and sworn to before me
 this 13th day of November, 2023

[Signature]
 (Signature of Notary Public)

My commission expires 9/19/2024

OFFICIAL SEAL
MICHAEL PATTI II
 Notary Public, State of Illinois
 Commission No. 825854
 My Commission Expires September 19, 2024

(Notary Seal)

Add pages for additional contracts

EXHIBIT A - PUBLIC CONTRACT STATEMENT

This Public Contract Statement (the "Contract Statement") has been executed by the below supplier, Contractor or vendor (collectively the "Contractor") in order for the Village of Buffalo Grove to obtain certain information necessary prior to awarding a public contract. The Contract Statement shall be executed and notarized and submitted as part of the Bid Proposal.

CERTIFICATION OF CONTRACTOR/BIDDER

In order to comply with 720 Illinois Compiled Statutes 5/33 E-1 et seq., the Village of Buffalo Grove requires the following certification be acknowledged:

The Contractor certifies that it is not barred from bidding or supplying any goods, services or construction let by the Village of Buffalo Grove with or without bid, due to any violation of either Section 5/33 E-3 or 5/33 E-4 of Article 33E, Public Contracts, of the Chapter 720 of the Illinois Compiled Statutes, as amended. This act relates to interference with public contracting, bid rigging and rotating, kickbacks, and bidding.

CERTIFICATION RELATIVE TO 65 ILCS 5/11-42.1.1

In order to comply with 65 Illinois Compiled Statutes 5/11-42.1.1, the Village of Buffalo Grove requires the following certification:

The Contractor does hereby swear and affirm that it is not delinquent in the payment of any tax administered by the Illinois Department of Revenue unless it is contesting such tax in accordance with the procedures established by the appropriate revenue act, its liability for the tax or the amount of the tax. The undersigned further understands that making a false statement herein: (1) is a Class A misdemeanor, and (2) voids the contract and allows the Village to recover all amounts paid to it under the contract.

CONFLICT OF INTEREST

The Village of Buffalo Grove Municipal Code requires the following verification relative to conflict of interest and compliance with general ethics requirements of the Village:

The Contractor represents and warrants to the Village of Buffalo Grove as a term and condition of acceptance of their Bid Proposal that none of the following Village officials is either an officer or director of Contractor nor owns five percent (5%) or more of the Contractor: the Village President, the members of the Village Board of Trustees, the Village Clerk, the Village Treasurer, the members of the Zoning Board of Appeals and the Plan Commission, the Village Manager and his/her Assistant, or the heads of the various departments within the Village.

If the foregoing representation and warranty is inaccurate, state the name of the Village official who either is an officer or director of your business entity or owns five percent (5%) or more thereof: _____.

OTHER COMMITMENTS

Has your firm ever been debarred by a governmental agency in the State of Illinois within the last 7 years? If no, please check the box.

SEE ATTACHED DISCLOSURE

I have read, understand and am able to fulfill the requirements of the contract documents. If yes, please check the box.

I can provide insurance documents that meet the terms of the contract documents, which includes original endorsements that explicitly names the Village of Buffalo Grove (and others per the contract documents). If yes, please check the box.

In the past 7 years has your firm been involved in litigation, arbitration, or mediation with a governmental agency? If no, please check the box.

If yes, please provide a brief description. *SEE ATTACHED DISCLOSURE*

IN WITNESS WHEREOF, the below Contractor has signed and sealed this Contract Statement as of this 16 day of November 2023

JOEL KENNEDY CONSTRUCTION CORP.
Print Name of Contractor

[Signature]
Signature

PRESIDENT (JOEL KENNEDY)
Print Title

Given under my hand and official seal, this 16 day of November 2023.

Leonor Lorelie Bond
Notary Public



**Notice of Disclosure
Village of Buffalo Grove
2024 White Pine Street & Utility Project**

In connection with the subject bid, Joel Kennedy Constructing Corp. (“JKC”) discloses the following:

On 11/26/19, the City of Chicago (City) joined in a Complaint In Intervention in United States District Court naming JKC and Joel Kennedy (collectively, “Kennedy”) as defendants in a civil matter (Case No. 17-cv-3062). The complaint principally alleged a violation of the City’s residency ordinance. As a result of the residency dispute, the City’s Department of Procurement Services debarred Kennedy. Since that time, the parties settled the dispute and the parties acknowledged that settlement of the case was not an admission of liability or fault by any party.

Since the debarment, JKC has been awarded 100% of the projects it’s been the lowest bidder on, with all agencies finding JKC responsible.

JKC is currently working for the Metropolitan Water Reclamation District of Greater Chicago, the Central Lake County Joint Action Water Agency, the City of Waukegan, the City of Elgin, the Village of Carpentersville, and the Village of Niles.

Since the debarment, JKC has successfully completed projects for the Village of Kenilworth, the Village of Wilmette, the City of Evanston, the City of Elgin, the Village of Itasca, the DuPage Water Commission, the Village of Wheeling, the Village of Barrington, the Village of Skokie, the City of Lake Forest, and two projects for the Village of Gurnee, the Village of Glenview and the Lake County Public Works Department.

We are absolutely confident that the settled dispute will not prevent and will not deter or diminish JKC’s performance of the work on this bid. JKC stands ready, willing, and able to perform the work in complete compliance with the plans and specifications of the Village of Buffalo Grove. JKC appreciates the opportunity to work with the Village again.

In addition to the foregoing, on 4/21/20 JKC filed a Complaint against the Village of Fox Lake (Case No. 20L 00000251). The parties settled the dispute.

Sincerely,

Joel Kennedy Constructing Corp.

By:  _____

Its: President

Date: 11/16/23



**Illinois Department
of Transportation**

Certificate of Eligibility

Joel Kennedy Constructing Corp.
2830 N. Lincoln Avenue CHICAGO, IL 60657

Contractor No 3123

WHO HAS FILED WITH THE DEPARTMENT AN APPLICATION FOR PREQUALIFICATION STATEMENT OF EXPERIENCE, EQUIPMENT AND FINANCIAL CONDITION IS HEREBY QUALIFIED TO BID AT ANY OF DEPARTMENT OF TRANSPORTATION LETTINGS IN THE CLASSES OF WORK AND WITHIN THE AMOUNT AND OTHER LIMITATIONS OF EACH CLASSIFICATION, AS LISTED BELOW, FOR SUCH PERIOD AS THE UNCOMPLETED WORK FROM ALL SOURCES DOES NOT EXCEED

\$45,650,000.00

001	EARTHWORK	\$3,975,000
012	DRAINAGE	\$21,400,000
014	ELECTRICAL	\$750,000
017	CONCRETE CONSTRUCTION	\$5,125,000
032	COLD MILL, PLAN. & ROTOMILL	\$1,350,000
034	DEMOLITION	\$850,000
036	TUNNEL EXCAVATION	\$2,525,000
08A	HIGHWAY STRUCTURES	\$150,000

THIS CERTIFICATE OF ELIGIBILITY IS VALID FROM 2/28/2023 TO 2/29/2024 INCLUSIVE, AND SUPERSEDES ANY CERTIFICATE PREVIOUSLY ISSUED, BUT IS SUBJECT TO REVISION OR REVOCATION, IF AND WHEN CHANGES IN THE FINANCIAL CONDITION OF THE CONTRACTING FIRM OR OTHER FACTS JUSTIFY SUCH REVISIONS OR REVOCATION. ISSUED AT SPRINGFIELD, ILLINOIS ON 2/28/2023.


Engineer of Construction

Finance Department
Fifty Raupp Blvd.
Buffalo Grove, IL 60089-2198
Phone 847-459-2500
Fax 847-459-7906

White Pine Street & Utility Project Addendum #1

TO: Prospective Respondents and Other Interested Parties
FROM: The Village of Buffalo Grove Finance Department
ISSUE DATE: November 3, 2023
SUBJECT: ADDENDUM #1

Note: This Addendum is hereby declared a part of the original bid and contract documents and in case of conflict, the provisions in the following Addendum shall govern.


The following changes and clarifications shall be made to the Bid Documents for the White Pine Street & Utility Project

Q1. Are there any soil borings available for the project for the contractors to review? If not, would the contractor be able to perform their own soil borings prior to the bid opening.

A1. Yes, the contractor may perform soil boring at their own risk and expense. This work shall be permitted under a right of way permit process by contacting Kyle Johnson at KJohnson@vbg.org. The specifications included pavement cores from 2007. Additional cores, borings and a CCDD certification have all been ordered. They are expected for release around November 20th and will be given to the contractor of award. Based upon several projects in the area we expect the cores to remain consistent with those from 2007, the soils to demonstrate good values for underground construction with an average water table for this area and the CCDD to qualify for a 662 release.

PROSPECTIVE RESPONDENTS ARE TO ACKNOWLEDGE RECEIPT OF ADDENDUM #1. AND SHALL INCLUDE AND NOTE THIS ADDENDUM IN YOUR RESPONSE.

RESPONDENT: Michael Patti, Joel Kennedy Constructing Corp

SIGNED:  DATE: 11/14/2023

TITLE : Project Manager / Estimator

ADDENDUM 02
FOR
2024 WHITE PINE STREET & UTILITY PROJECT
VILLAGE OF BUFFALO GROVE, IL
VoBG 2024-02

Date of Addendum: Friday, November 10, 2023
Bid Due Date: **10:00 AM Thursday, November 16, 2023**

Description of Addendum:

The following items provide additional clarification and modifications to the bid documents and are made a part of the bid documents for the Village of Buffalo Grove's '2024 White Pine Street & Utility Project'. It is the bidder's responsibility to review all bid documents thoroughly in preparation of their bid. Additionally, this addendum shall be attached to the bid proposal.

Schedule of Prices:

1. A revised schedule of prices is included with this addendum. Various pay item quantities have been adjusted, new quantities have been added, and a few pay items have been omitted based on an internal review of the bid documents and other changes included with Addendum 02. **This shall replace the respective Schedule of Prices previously included in the bid documents.**

Plan & Specification Modifications or Clarifications:

2. A revised plan set is included with this addendum. **This shall replace the respective plan set previously included in the bid documents.**
3. Construction layout will be performed by the Engineer.
4. Stone bedding of all pipes as shown on the plan details shall be included in the cost of the pipe.
5. The Contractor is responsible for following all plumbing code requirements for service installations.
6. Frame and grate manufacturers shall be consistent within the project limits as indicated within Exhibit No. 109, unless written approval from the Village and Engineer is provided.
7. The following shall be added to the 'Fire Hydrant Assembly, Complete' Special Provision:

The Contractor shall furnish and install heavy-duty ½" diameter steel hydrant markers measuring four (4) feet high with a 3" wide by 2-3/4" high flag. The entire apparatus shall have a red powder-coated finish with a loop mount that slips over any 2-1/2" NST outlet and is held in place by the hydrant cap. Steel hydrant markers shall be manufactured by Hydro Hitch, Part #: 85935, or approved equal. The flag shall be wrapped in one (inch) wide white reflective marking tape meeting the requirements of Type II Sheeting.

The steel hydrant markers shall be installed on the right side, while facing the front, of each new fire hydrant after the new distribution system is live and the temporary protective bags are removed and no longer required. The Contractor shall submit a shop drawing for approval of the steel hydrant marker and white reflective marking tape prior to ordering or incorporation into the project.

8. The following Special Provision shall be added to the bid documents:

Frames and Lids, Type 1, Closed Lid (Storm) (Special)

This work shall include all labor, material, and equipment necessary to furnish and install frames and lids, of the type specified, at locations shown on the Engineering plans in accordance with Section 604 of the Standard Specifications and as specified herein.

The structure shall be brought flush to the surrounding elevation with new adjustment rings. Adjustment ring material type and method shall be in accordance with Exhibit No. 109 Materials List, as specified herein. Bricks, aggregate, lathe, or any other organic material shall not be used as shim materials or otherwise.


The lid shall be cast iron with the word 'Storm' imprinted and embossed with 'Village of Buffalo Grove, in accordance with Section 604 of the Standard Specifications.

The existing frame and lid shall be salvaged and delivered to the Village of Buffalo Grove Public Works yard or at a location determined by the Village. Any material not suitable for salvage shall be disposed of off-site according to Article 202.03 of the Standard Specifications.

This work will be measured in place and paid for at the contract unit price per each (EA) for FRAMES AND LIDS, of the type specified, (STORM), (SPECIAL) which price shall include all labor, material, and equipment required to complete the work as specified herein.

PLEASE NOTE AND INCLUDE THIS ADDENDUM IN YOUR RESPONSE:

PROSPECTIVE RESPONDER: Michael Patti, Joel Kennedy Constructing Corp

SIGNED:  DATE: 11/14/2023

End of Addendum 02

SCHEDULE OF PRICES**Base Bid Scope of Work:**

For the complete scope of work and information covering these items, see the plans and specifications.

2024 WHITE PINE STREET AND UTILITY PROJECT

The following Unit Prices will be used for basis of payment and shall be the bidder's proposal for completing the entire improvements herein.

ITEM NO	DESCRIPTION	QUANTITY	UNIT	UNIT PRICE	VALUE
1	TREE TRUNK PROTECTION	192.0	EA	\$	\$
2	TREE ROOT PRUNING	124.0	EA	\$	\$
3	REMOVAL AND DISPOSAL OF UNSUITABLE MATERIAL	620.0	CY	\$	\$
4	TRENCH BACKFILL, COARSE AGGREGATE, CA-11 (SPECIAL)	3,700.0	CY	\$	\$
5	GEOTECHNICAL FABRIC FOR GROUND STABILIZATION	620.0	SY	\$	\$
6	GENERAL LANDSCAPE RESTORATION (SPECIAL)	4,600.0	SY	\$	\$
7	MOWING (SPECIAL)	4.0	EA	\$	\$
8	SUPPLEMENTAL WATERING	16.0	UN	\$	\$
9	TEMPORARY EROSION CONTROL SEEDING (SPECIAL)	4,600.0	SY	\$	\$
10	TEMPORARY MULCH METHOD 3A (SPECIAL)	4,600.0	SY	\$	\$
11	INLET FILTERS	36.0	EA	\$	\$
12	AGGREGATE SUBGRADE IMPROVEMENT	620.0	CY	\$	\$
13	AGGREGATE BASE COURSE, TYPE B VARIES (SPECIAL)	2,480.0	TN	\$	\$
14	PREPARATION OF BASE	17,530.0	SY	\$	\$
15	HOT-MIX ASPHALT BINDER COURSE (SPECIAL)	2,728.0	TN	\$	\$
16	HOT-MIX ASPHALT SURFACE COURSE (SPECIAL)	2,182.0	TN	\$	\$
17	BITUMINOUS MATERIALS (TACK COAT)	8,200.0	LB	\$	\$
18	CLASS D PATCHES, TYPE III, 5 INCH (SPECIAL)	35.0	SY	\$	\$
19	WELDED WIRE REINFORCEMENT	1,380.0	SY	\$	\$
20	PORTLAND CEMENT CONCRETE DRIVEWAY PAVEMENT, 6 INCH	610.0	SY	\$	\$
21	PORTLAND CEMENT CONCRETE SIDEWALK 5 INCH	6,930.0	SF	\$	\$
22	DETECTABLE WARNINGS (FURNISHED BY OTHERS) (SPECIAL)	22.0	SF	\$	\$
23	PAVEMENT REMOVAL (SPECIAL)	17,530.0	SY	\$	\$
24	DRIVEWAY PAVEMENT REMOVAL (SPECIAL)	590.0	SY	\$	\$
25	COMBINATION CURB AND GUTTER REMOVAL	2,770.0	FT	\$	\$
26	SIDEWALK REMOVAL	7,222.0	SF	\$	\$
27	WATER MAIN 8" (FURNISHED BY OTHERS) (SPECIAL)	6,445.0	FT	\$	\$
28	WATER VALVES 8" (FURNISHED BY OTHERS) (SPECIAL)	11.0	EA	\$	\$
29	FIRE HYDRANTS TO BE REMOVED (SPECIAL)	15.0	EA	\$	\$
30	FIRE HYDRANT EXTENSION (SPECIAL)	2.0	FT	\$	\$
31	FIRE HYDRANT ASSEMBLY, COMPLETE (FURNISHED BY OTHERS) (SPECIAL)	17.0	EA	\$	\$
32	PIPE UNDERDRAINS, 4" (SPECIAL)	2,700.0	FT	\$	\$
33	VALVE VAULT, TYPE A, 5'-DIAMETER, TYPE 1 FRAME, CLOSED LID	7.0	EA	\$	\$
34	VALVE VAULT, TYPE A, 6'-DIAMETER, TYPE 1 FRAME, CLOSED LID	4.0	EA	\$	\$
35	REMOVING CATCH BASINS	5.0	EA	\$	\$
36	REMOVING MANHOLES	3.0	EA	\$	\$
37	REMOVING INLETS	19.0	EA	\$	\$
38	COMBINATION CONCRETE CURB AND GUTTER, TYPE M (MODIFIED) (SPECIAL)	2,770.0	FT	\$	\$
39	MOBILIZATION	1.0	LS	\$	\$
40	CONNECT INTO EXISTING DRAINAGE STRUCTURE (SPECIAL)	2.0	EA	\$	\$
41	STORM SEWER CONNECTION (SPECIAL)	17.0	EA	\$	\$
42	SANITARY SEWER CONNECTION (SPECIAL)	14.0	EA	\$	\$

ITEM NO	DESCRIPTION	QUANTITY	UNIT	UNIT PRICE	VALUE
43	CATCH BASINS, TYPE A, 4'-DIAMETER, TYPE 11 FRAME AND GRATE	5.0	EA	\$	\$
44	CATCH BASINS, TYPE A, 5'-DIAMETER, TYPE 11 FRAME AND GRATE	1.0	EA	\$	\$
45	MANHOLES, TYPE A, 4'-DIAMETER, TYPE 11 FRAME AND GRATE	3.0	EA	\$	\$
46	MANHOLES, TYPE A, 5'-DIAMETER, TYPE 1 FRAME, OPEN LID	1.0	EA	\$	\$
47	INLETS, TYPE A, TYPE 11 FRAME AND GRATE	18.0	EA	\$	\$
48	VALVE VAULTS TO BE ABANDONED	1.0	EA	\$	\$
49	VALVE BOXES TO BE REMOVED	2.0	EA	\$	\$
50	VALVE VAULTS TO BE REMOVED	16.0	EA	\$	\$
51	WATER VALVES TO BE REMOVED	16.0	EA	\$	\$
52	TRAFFIC CONTROL AND PROTECTION (SPECIAL)	1.0	LS	\$	\$
53	CUT AND CAP EXISTING WATER MAIN	1.0	EA	\$	\$
54	CONNECTION TO EXISTING WATER MAIN (NON-PRESSURE) - 8" (SPECIAL)	5.0	EA	\$	\$
55	PRESSURE CONNECTION 8" x 8"	1.0	EA	\$	\$
56	WATER MAIN REMOVAL, 8"	70.0	FT	\$	\$
57	DRAINAGE STRUCTURES TO BE ADJUSTED	2.0	EA	\$	\$
58	DRAINAGE STRUCTURES TO BE ADJUSTED WITH NEW TYPE 1 FRAME, CLOSED LID (SPECIAL)	8.0	EA	\$	\$
59	FRAMES AND LIDS, TYPE 1, CLOSED LID (SANITARY) (SPECIAL)	23.0	EA	\$	\$
60	FRAMES AND LIDS, TYPE 1, CLOSED LID (STORM) (SPECIAL)	4.0	EA	\$	\$
61	SANITARY MANHOLES TO BE RECONSTRUCTED WITH NEW TYPE 1 FRAME, CLOSED LID (SPEC	3.0	EA	\$	\$
62	SANITARY SEWERS, WATER MAIN QUALITY PIPE, 6"	135.0	FT	\$	\$
63	SANITARY SEWERS, WATER MAIN QUALITY PIPE, 8"	70.0	FT	\$	\$
64	SANITARY SEWERS, WATER MAIN QUALITY PIPE, 10"	35.0	FT	\$	\$
65	STORM SEWERS, RUBBER GASKET, CLASS A, TY 1, 12"	20.0	FT	\$	\$
66	STORM SEWERS, RUBBER GASKET, CLASS A, TY 1, 15"	20.0	FT	\$	\$
67	STORM SEWERS, RUBBER GASKET, CLASS A, TY 1, 18"	20.0	FT	\$	\$
68	STORM SEWERS, TYPE 1, WATER MAIN QUALITY PIPE, 6"	100.0	FT	\$	\$
69	STORM SEWERS, TYPE 1, WATER MAIN QUALITY PIPE, 10"	390.0	FT	\$	\$
70	STORM SEWERS, TYPE 1, WATER MAIN QUALITY PIPE, 12"	265.0	FT	\$	\$
71	STORM SEWERS, TYPE 1, WATER MAIN QUALITY PIPE, 15"	45.0	FT	\$	\$
72	EXPLORATION EXCAVATION (SPECIAL)	8.0	EA	\$	\$
73	ADJUSTING SANITARY/STORM SERVICES, 8-INCH DIAMETER OR LESS (SPECIAL)	80.0	FT	\$	\$
74	STORM SEWER TO BE REMOVED, 18-INCH DIAMETER OR LESS (SPECIAL)	800.0	FT	\$	\$
75	SANITARY SEWER TO BE REMOVED, 18-INCH DIAMETER OR LESS (SPECIAL)	240.0	FT	\$	\$
76	BUFFALO BOX FRAME & LID (SPECIAL)	12.0	EA	\$	\$
77	WATER SERVICE, TYPE K COPPER, 1" (SPECIAL)	1,670.0	FT	\$	\$
78	WATER SERVICE, TYPE K COPPER, 1", TRENCHLESS METHOD (SPECIAL)	2,895.0	FT	\$	\$
79	WATER SERVICE, CONNECT EXISTING, COMPLETE (SPECIAL)	141.0	EA	\$	\$
80	WATER SERVICE, TAP, 1" COMPLETE (SPECIAL)	141.0	EA	\$	\$
81	ABANDON EXISTING WATER MAIN (SPECIAL)	130.0	CY	\$	\$
82	TEMPORARY PAVEMENT	20.0	TN	\$	\$
83	HOT-MIX ASPHALT DRIVEWAY PAVEMENT, 3"	24.0	SY	\$	\$
84	REMOVE AND RELOCATE EXISTING SIGN	13.0	EA	\$	\$

PROPOSAL OF UNIT PRICE BID TOTAL: \$ _____

Written Amount for Proposal of Unit Price Bid Total:

--

2024 WHITE PINE STREET AND UTILITY PROJECT VILLAGE OF BUFFALO GROVE BUFFALO GROVE, ILLINOIS 60089

STANDARD SYMBOLS

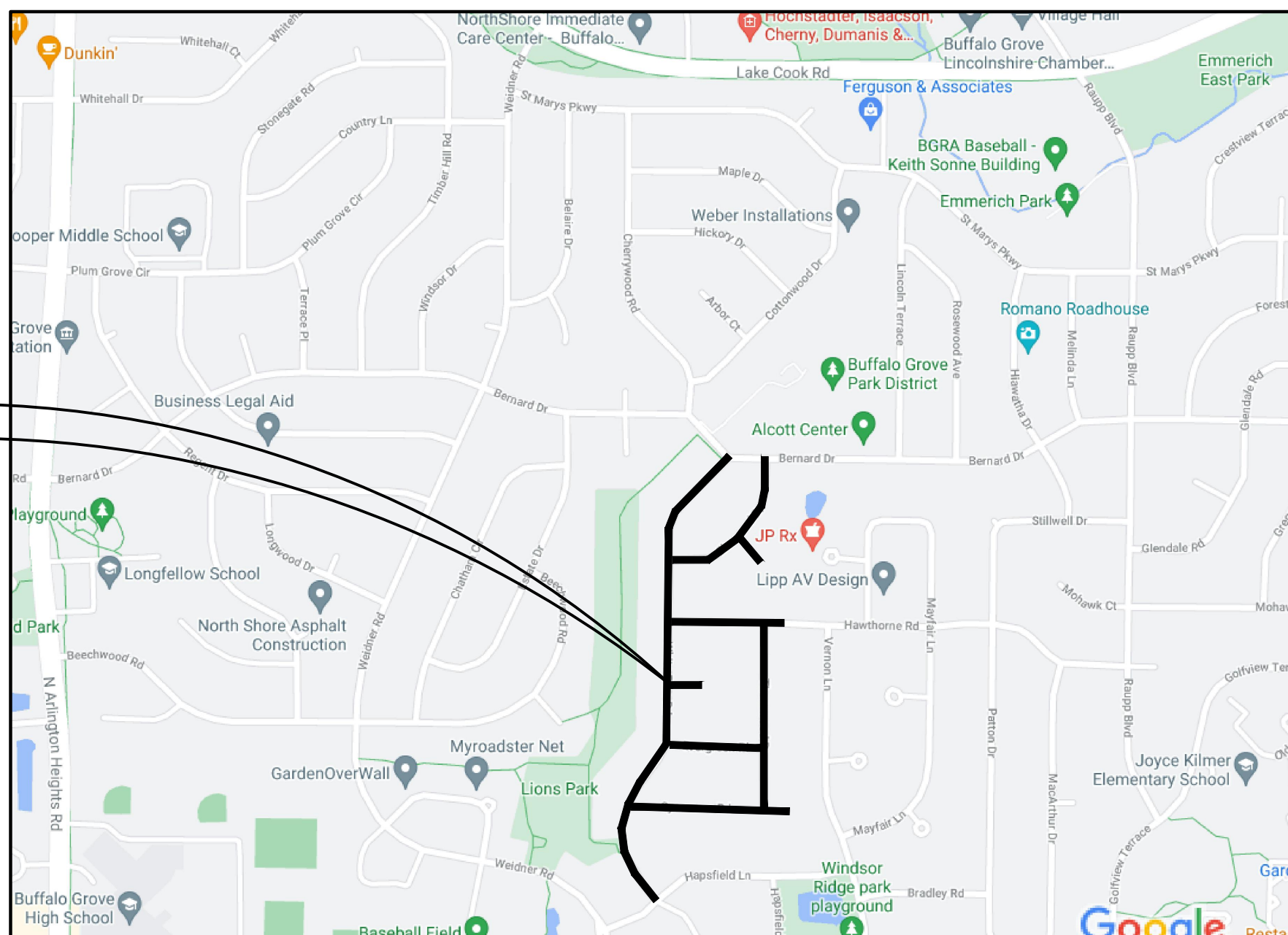
FEATURE	EXISTING	PROPOSED
BUFFALO BOX		
BUSH/SHRUB		
CATCH BASIN		
CLEANOUT		
COMBINE SEWER LINE		
CONTOUR		
CULVERT		
DITCH/SWALE		
ELECTRIC LINE		
ELECTRIC MANHOLE		
FENCE		
FIRE HYDRANT		
FLARED END SECTION		
GAS LINE		
GAS MANHOLE		
GAS VALVE		
INLET		
LIGHT POLE		
OVERHEAD WIRES		
POWER POLE		
R.O.W LINE		
R.O.W MARKER		
SANITARY FORCEMAIN LINE		
SANITARY SEWER LINE		
SANITARY SEWER MANHOLE		
SIGN		
SPOT ELEVATION		
STORM SEWER LINE		
STORM SEWER MANHOLE		
TELEPHONE LINE		
TELEPHONE MANHOLE		
TELEPHONE BOX/PEDESTAL		
TREE-CONIFEROUS (SIZE/TAG#)		
TREE-DECIDUOUS (SIZE/TAG#)		
VALVE BOX		
VALVE VAULT		
WATER VALVE		
WATERMAIN LINE		

SHEET INDEX

1. TITLE SHEET
2. GENERAL NOTES
3. SUMMARY OF QUANTITIES & SEQUENCING
4. TYPICAL SECTIONS
5. WHITE PINE RD STA. 1+00 - 7+00
6. WHITE PINE RD STA. 7+00 - 16+50
7. WHITE PINE RD STA. 16+50 - BERNARD DR
8. ELMWOOD DR STA. 13+00 - BERNARD DR
9. ELMWOOD DR STA. 10+80 - 13+00 & POPLAR CT
10. HAWTHORNE RD & EVERGREEN PL
11. THORNEWOOD DR
12. SYCAMORE RD
13. ADA CROSSINGS
14. ADA CROSSINGS
15. ADA CROSSINGS
16. DETAILS
17. DETAILS
18. DETAILS
19. BUFFALO GROVE DETAILS

PROJECT LOCATION

ELMWOOD DRIVE, WHITE PINE ROAD
RED OAK COURT, HAWTHORNE ROAD
THORNEWOOD DRIVE, POPLAR COURT
EVERGREEN ROAD, SYCAMORE ROAD
BERNARD DRIVE, HAPSFIELD LANE
VILLAGE OF BUFFALO GROVE, IL



LOCATION MAP
(Not to Scale)

PLANS PREPARED FOR:

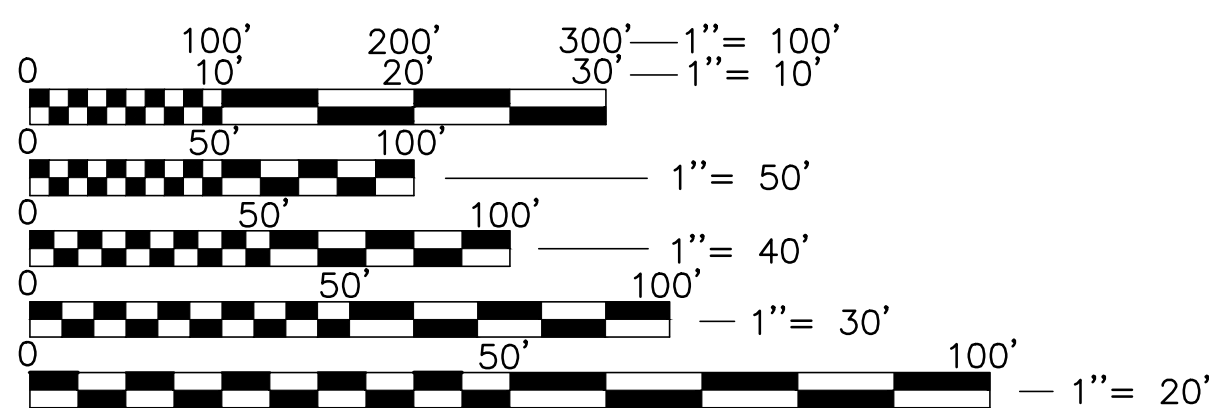
VILLAGE OF BUFFALO GROVE
50 RAUPP BOULEVARD
BUFFALO GROVE, ILLINOIS 60089
TELEPHONE: 847-459-2500

TOPOGRAPHIC SURVEY BY:

GEWALT HAMILTON ASSOCIATES, INC.
625 FOREST EDGE DRIVE
VERNON HILLS, ILLINOIS 60061
TELEPHONE: 847-478-9700

COORDINATING/PERMITTING AGENCIES:

ILLINOIS ENVIRONMENTAL PROTECTION AGENCY PUBLIC WATER SUPPLY	217-782-1724
ILLINOIS ENVIRONMENTAL PROTECTION AGENCY WATER POLLUTION CONTROL	217-782-3397
VILLAGE OF BUFFALO GROVE (ENGINEERING DEPARTMENT)	847-459-2523



FULL SIZE PLANS HAVE BEEN PREPARED USING STANDARD ENGINEERING SCALES. REDUCED SIZED PLANS WILL NOT CONFORM TO STANDARD SCALES. IN MAKING MEASUREMENTS ON REDUCED PLANS, THE ABOVE SCALES MAY BE USED.

NOTE: CONSTRUCTION MEANS, METHODS AND JOB SITE SAFETY IS THE SOLE AND EXCLUSIVE RESPONSIBILITY OF THE CONTRACTOR

J.U.L.I.E

JOINT
UTILITY
LOCATION
INFORMATION FOR
EXCAVATION
CALL 811



Know what's below.
Call before you dig.

SIGNED: _____ P.E.

PETER C. LIND

DATE: _____

ILLINOIS LICENSE NO.: 062-072045

EXPIRATION DATE: NOVEMBER 30, 2023

ISSUED FOR PERMIT

GHA GEWALT HAMILTON ASSOCIATES, INC.
625 Forest Edge Drive ■ Vernon Hills, IL. 60061
TEL 847.478.9700 ■ FAX 847.478.9701

COPYRIGHT NOTICE
This drawing is the property of Gewalt-Hamilton Assoc., Inc. and is not to be used for any purpose other than the specific project and site named herein, and cannot be reproduced in any manner without the express written permission from Gewalt-Hamilton Associates, Inc.

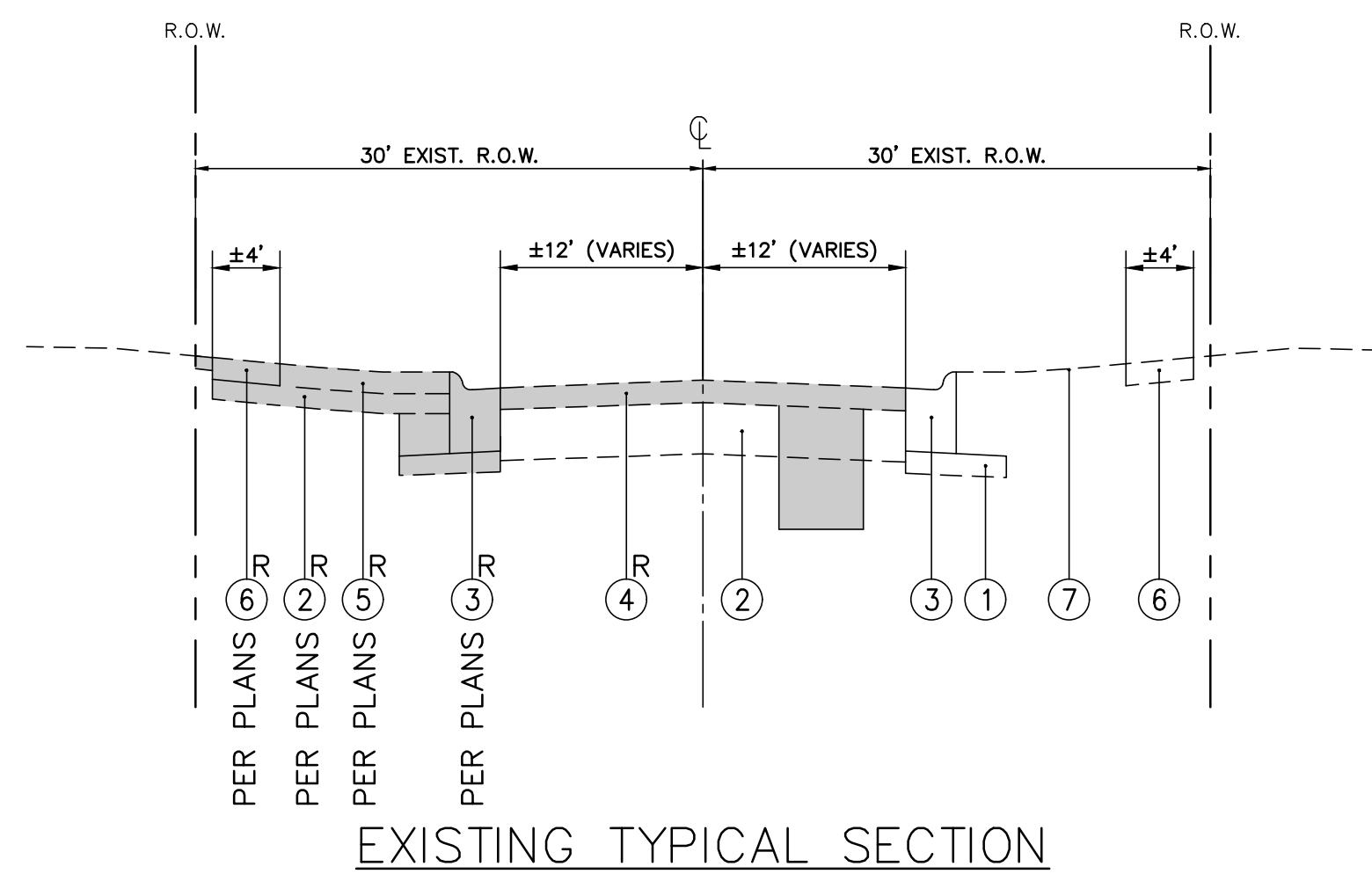
TITLE SHEET
2024 WHITE PINE STREET AND UTILITY PROJECT
VILLAGE OF BUFFALO GROVE
BUFFALO GROVE, ILLINOIS 60089

NO.		BY		DATE		REVISION		NO.		BY		DATE		REVISION	
1		SHY		11.10.2023		ADDENDUM 01									

FILE: 4798.072-DT.dwg	SHEET NUMBER:
DRAWN BY: KRM	GHA PROJECT #
DATE: 11.02.2023	4798.072
CHECKED BY: PCL	SCALE:
DATE: 11.02.2023	N.T.S.
	OF 19 SHEETS

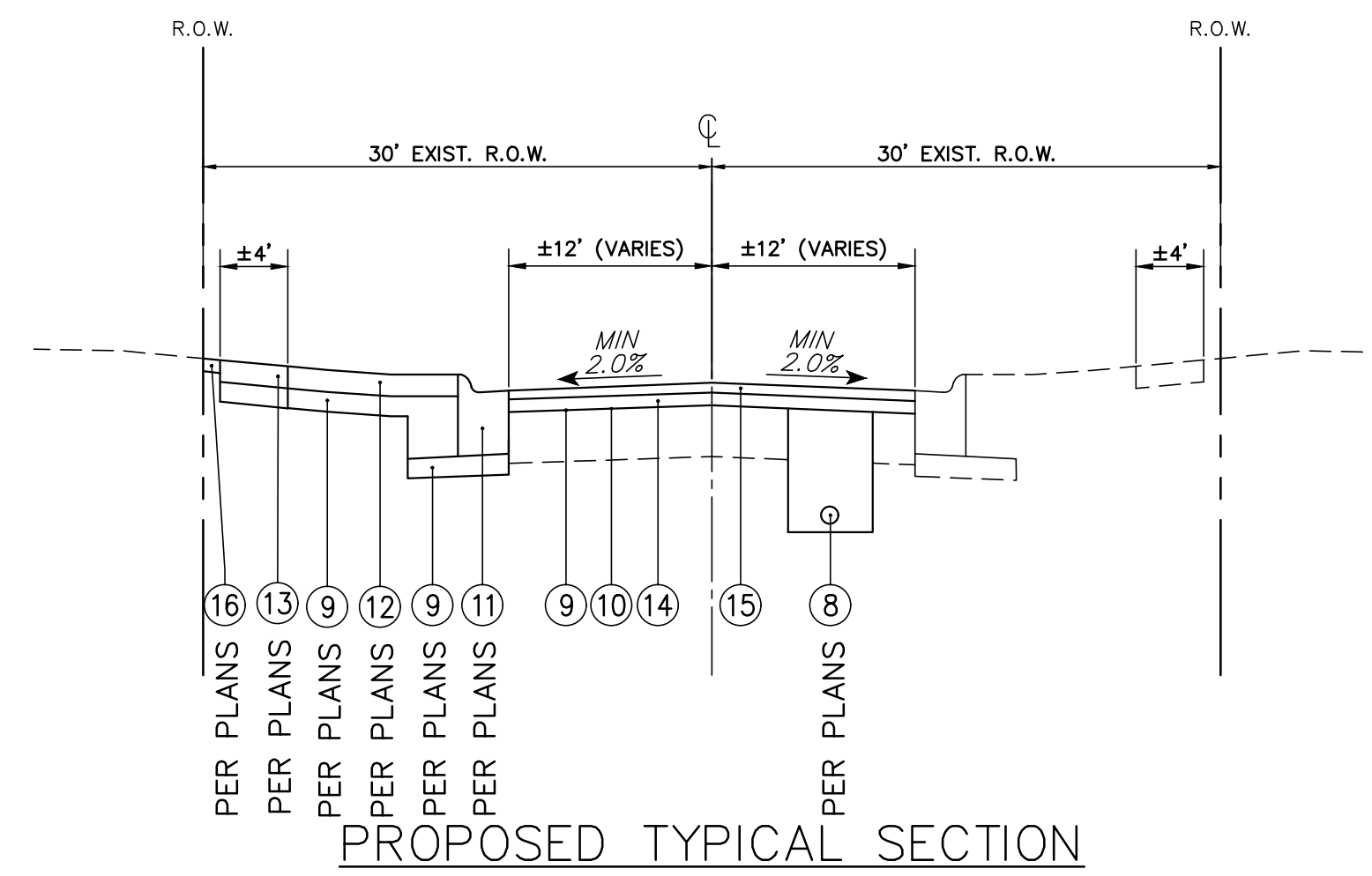
LEGEND:

- ① EXISTING AGGREGATE SUB-BASE
- ② EXISTING AGGREGATE BASE COURSE, 2.5"-20.75"
- ③ EXISTING COMBINATION CONCRETE CURB & GUTTER
- ④ EXISTING BITUMINOUS PAVEMENT, 2.5"-10.0"
- ⑤ EXISTING DRIVEWAY
- ⑥ EXISTING SIDEWALK
- ⑦ EXISTING GROUND
- ⑧ PROPOSED DIP CL 52 WATER MAIN (VARIES)
- ⑨ PROPOSED AGGREGATE BASE COURSE, TYPE B, AS REQUIRED
- ⑩ PROPOSED PREPARATION OF BASE; AGGREGATE BASE COURSE, TYPE B, VARIES, AS REQUIRED
- ⑪ PROPOSED COMBINATION CONCRETE CURB AND GUTTER
- ⑫ PROPOSED P.C.C. DRIVEWAY PAVEMENT, 6"/HMA DRIVEWAY PAVEMENT, 3"
- ⑬ PROPOSED P.C.C. SIDEWALK, 5" (6" THRU DRIVEWAYS)
- ⑭ PROPOSED HOT-MIX ASPHALT BINDER COURSE, IL-19.0, N50, 2.5"
- ⑮ PROPOSED HOT-MIX ASPHALT SURFACE COURSE, MIX "D", IL-9.5, N50, 2"
- ⑯ PROPOSED RESTORATION: VARIABLE DEPTH TOPSOIL, SEEDING 1A, MULCH METHOD 3A
- ⑰ PROPOSED CLASS D PATCH, 5" (FINISHED)
- ^R ITEM TO BE REMOVED/RECYCLED



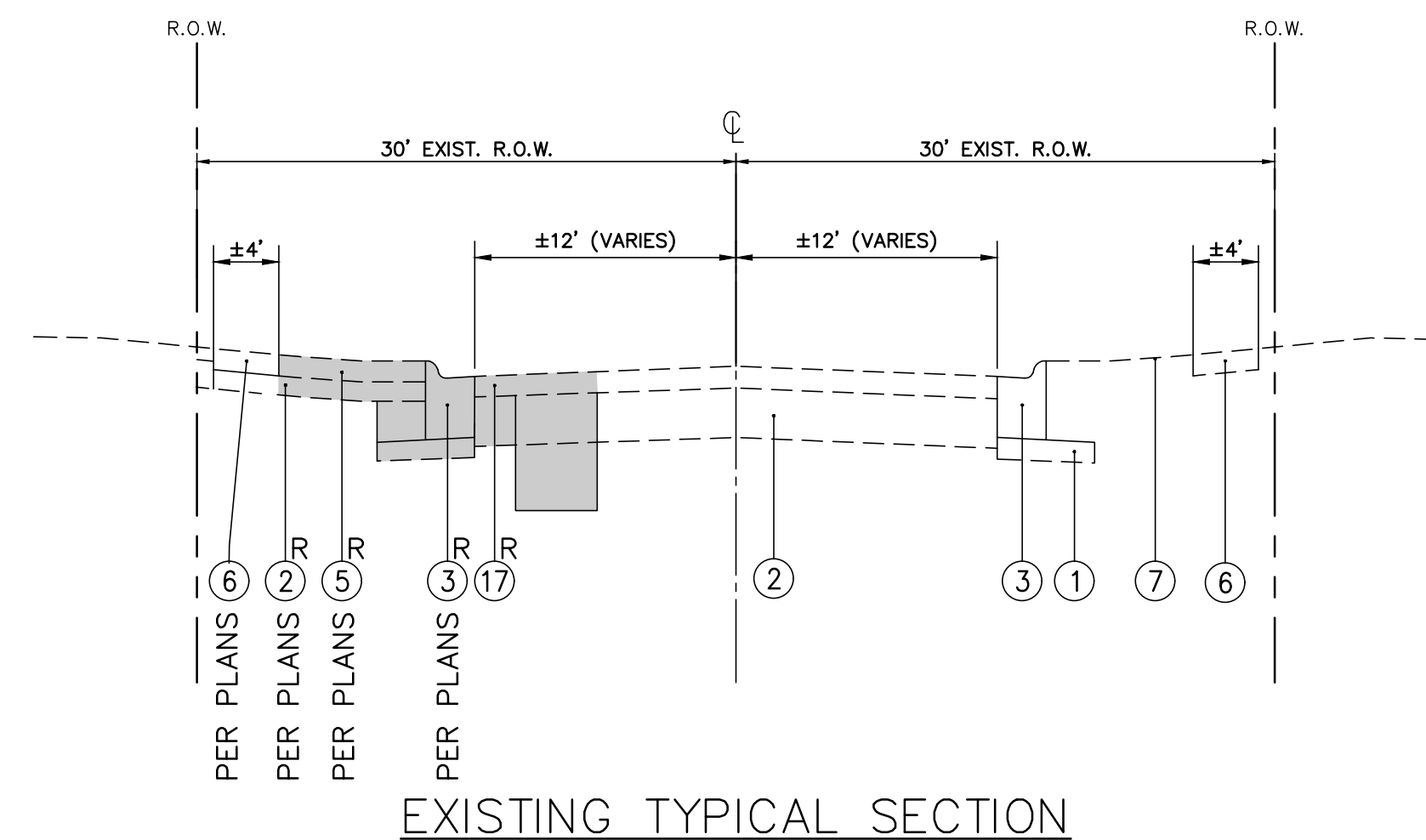
EXISTING TYPICAL SECTION

ELMWOOD DRIVE
 RED OAK COURT
 WHITE PINE ROAD
 HAWTHORNE ROAD
 POPLAR COURT
 EVERGREEN ROAD
 SYCAMORE ROAD



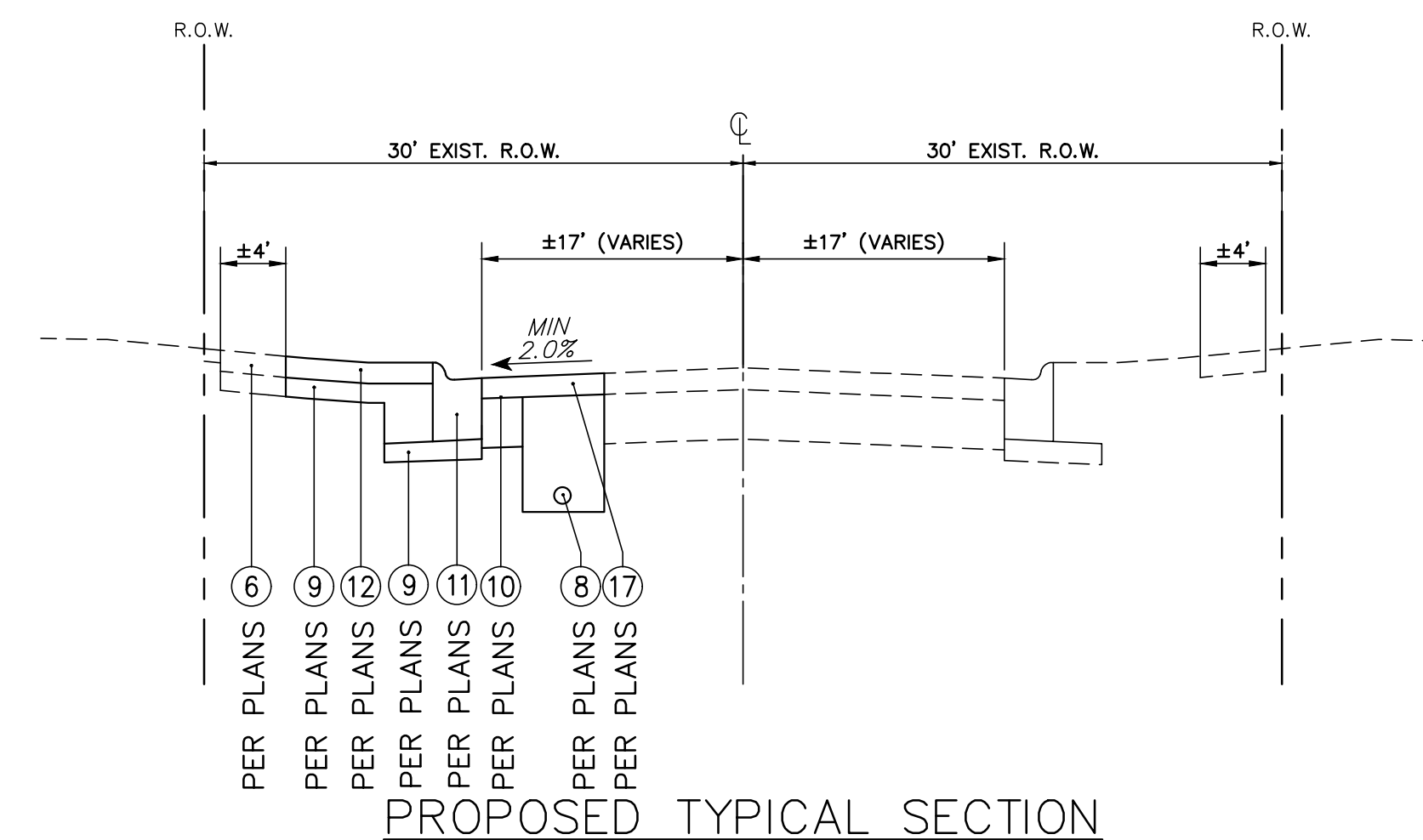
PROPOSED TYPICAL SECTION

ELMWOOD DRIVE
 RED OAK COURT
 WHITE PINE ROAD
 HAWTHORNE ROAD
 POPLAR COURT
 EVERGREEN ROAD
 SYCAMORE ROAD



EXISTING TYPICAL SECTION

HAPSFIELD LANE



PROPOSED TYPICAL SECTION

HAPSFIELD LANE

NOTE:

PROPOSED PCC SIDEWALK THRU DRIVEWAY LOCATIONS SHALL BE 6" AND PAID FOR AT THE CONTRACT UNIT PRICE PER SQ.FT. FOR PCC SIDEWALK 5".

HOT-MIX ASPHALT MIXTURE REQUIREMENTS	
MIXTURE TYPE	AIR VOIDS @ Ndes
RECONSTRUCTION	
HOT-MIX ASPHALT SURFACE COURSE, MIX "D", IL-9.5, N50, 2"	3.5% @ 50 GYR
HOT-MIX ASPHALT BINDER COURSE, IL-19.0, N50, 2.5"	3.5% @ 50 GYR





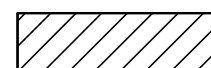
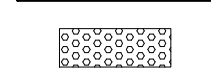


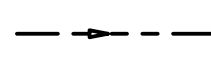

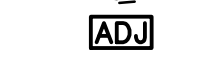

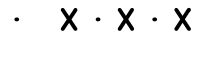



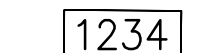





THE UNIT WEIGHT USED TO CALCULATE ALL HMA SURFACE MIXTURE QUANTITIES IS 112 LBS/SQ.YD./IN.

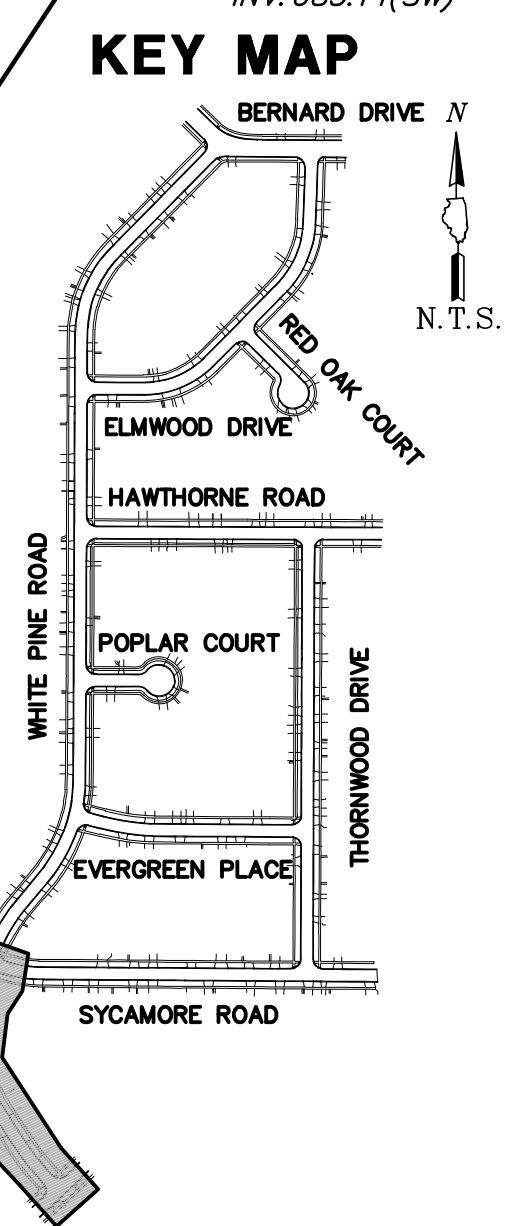
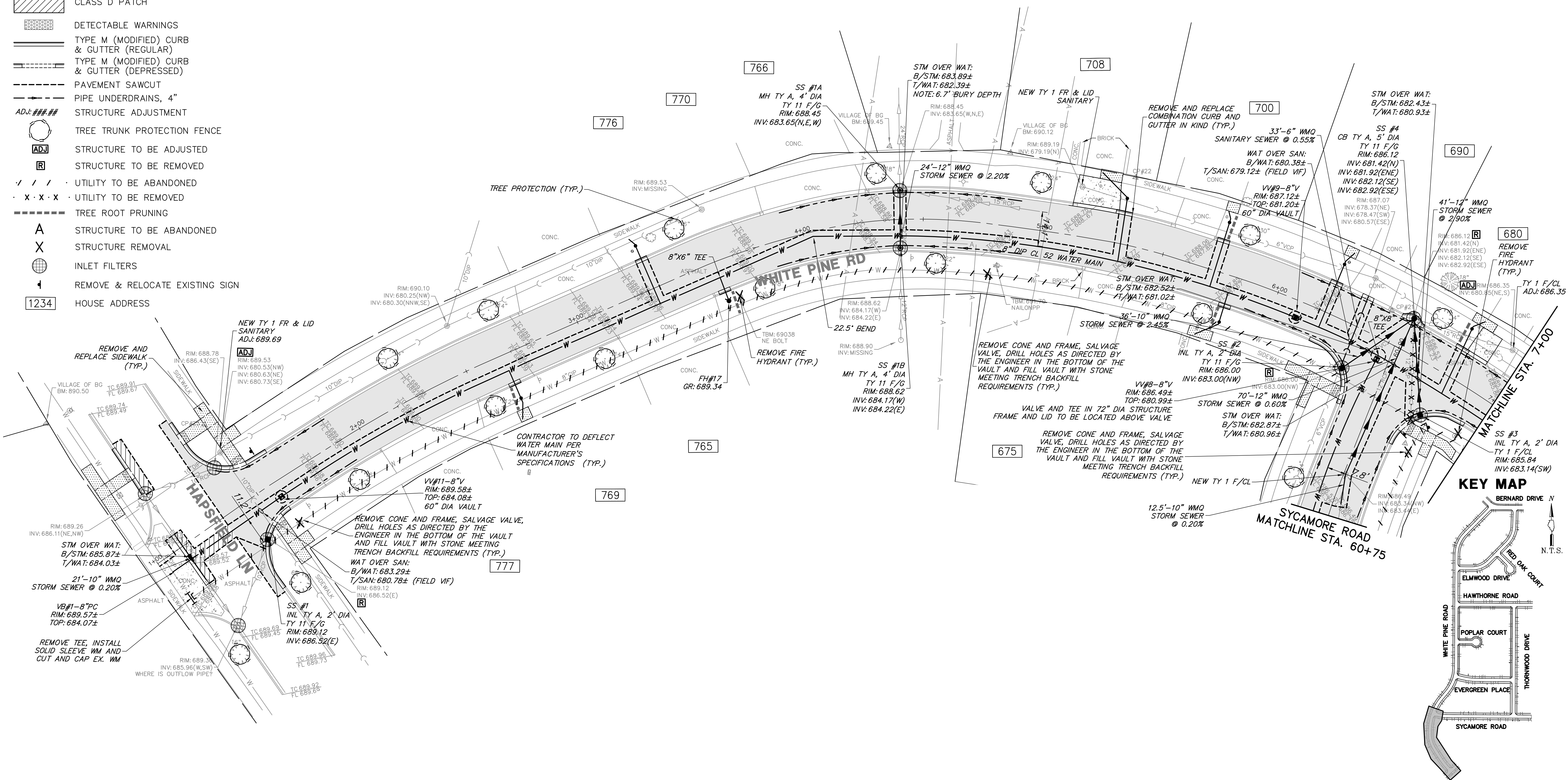
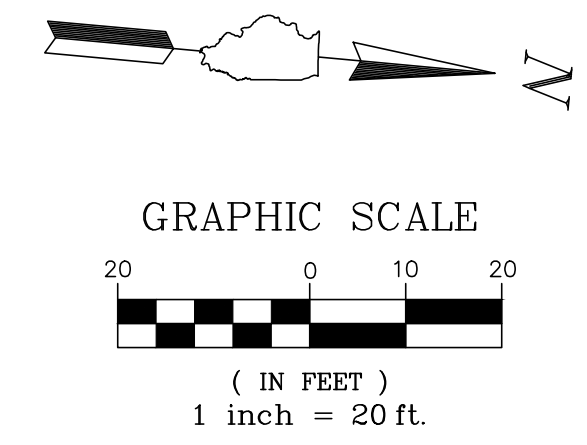
THE "AC TYPE" SHALL BE "PG 64-22" UNLESS MODIFIED BY DISTRICT ONE SPECIAL PROVISIONS.

FOR USE OF RECYCLED MATERIALS SEE SPECIAL PROVISIONS.

8.4.2024.12.08 - BUFFALO GROVE VILLAGE WHITE PINE WATER & STREET IMPROVEMENTS 4798.072-DT.DWG - 11/9/2023 4:30 PM

PROPOSED LEGEND

-  HMA RECONSTRUCTION
-  PCC PAVEMENT
-  HMA DRIVEWAY PAVEMENT
-  PCC SIDEWALK
-  CLASS D PATCH
-  DETECTABLE WARNINGS
-  TYPE M (MODIFIED) CURB & GUTTER (REGULAR)
-  TYPE M (MODIFIED) CURB & GUTTER (DEPRESSED)
-  PAVEMENT SAWCUT
-  PIPE UNDERDRAINS, 4"
-  ADJ:### STRUCTURE ADJUSTMENT
-  TREE TRUNK PROTECTION FENCE
-  [ADJ] STRUCTURE TO BE ADJUSTED
-  [R] STRUCTURE TO BE REMOVED
-  / / / UTILITY TO BE ABANDONED
-  x x x UTILITY TO BE REMOVED
-  ----- TREE ROOT PRUNING
-  A STRUCTURE TO BE ABANDONED
-  X STRUCTURE REMOVAL
-  [Globe] INLET FILTERS
-  [Sign] REMOVE & RELOCATE EXISTING SIGN
-  [1234] HOUSE ADDRESS



S:\2024\2498-BUFFALO GROVE\2498-077-WHITE PINE WATER & STREET IMPROVEMENTS.dwg 11/29/2023 9:31 PM

GHA GEWALT HAMILTON ASSOCIATES, INC.
625 Forest Edge Drive ■ Vernon Hills, IL. 60061
TEL 847.478.9700 ■ FAX 847.478.9701

COPYRIGHT NOTICE
This drawing is the property of Gewalt-Hamilton Assoc., Inc. and is not to be used for any purpose other than the specific project and site named herein, and cannot be reproduced in any manner without the express written permission from Gewalt-Hamilton Associates, Inc.





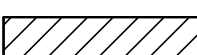


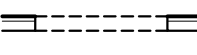









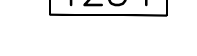




WHITE PINE ROAD STA. 1+00 TO STA. 7+00
2024 WHITE PINE STREET AND UTILITY PROJECT
VILLAGE OF BUFFALO GROVE
BUFFALO GROVE, ILLINOIS 60089

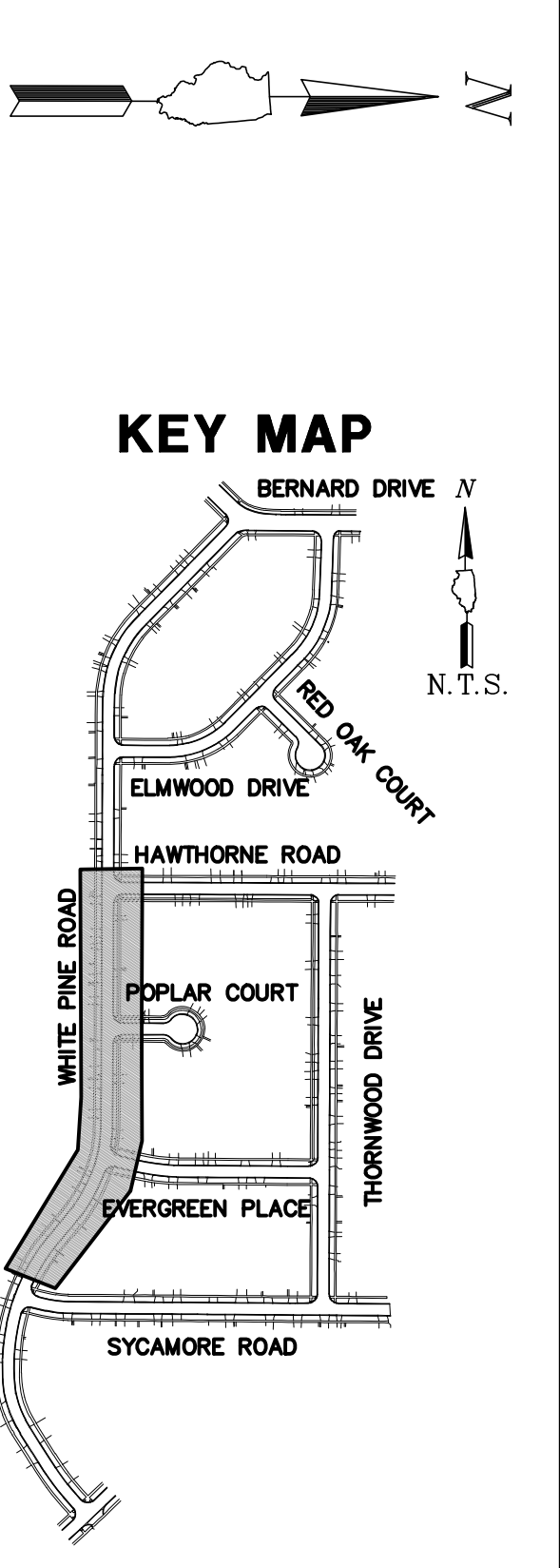
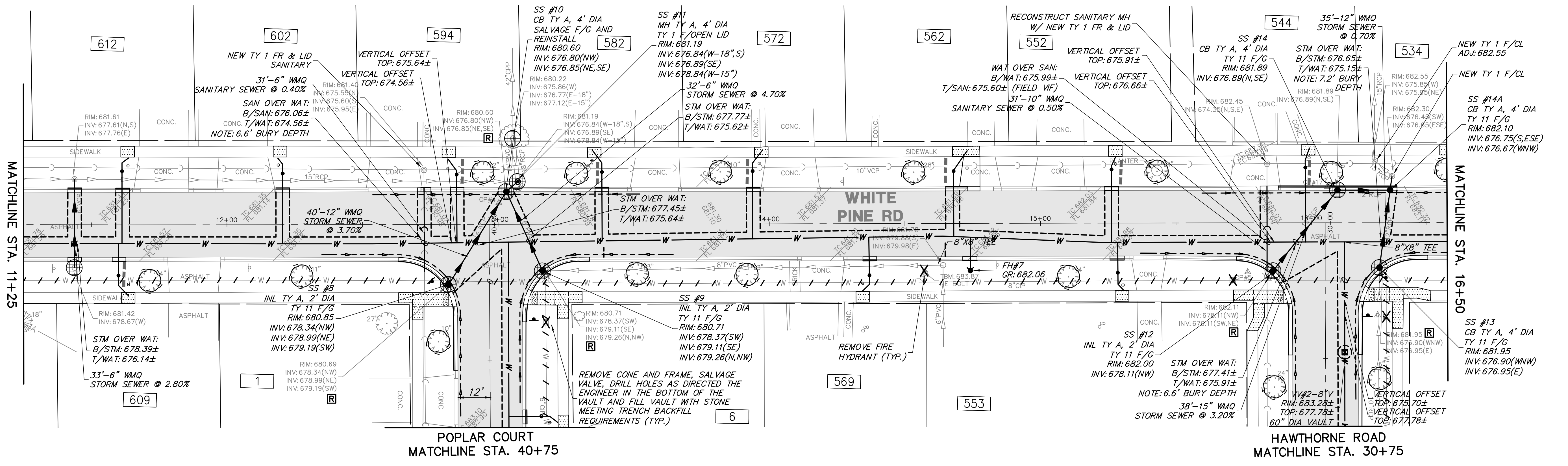
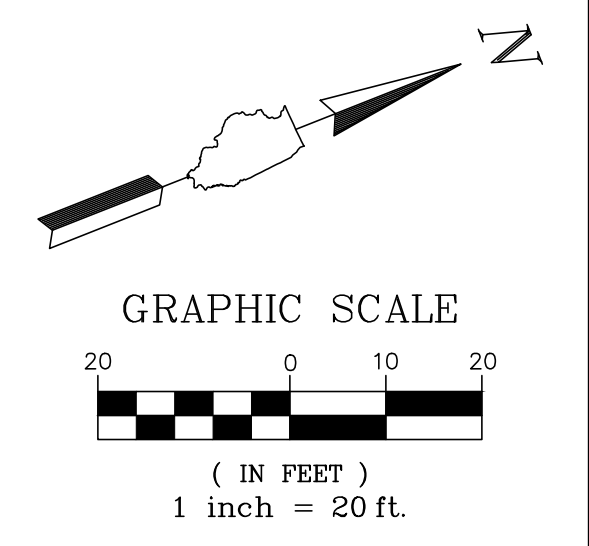
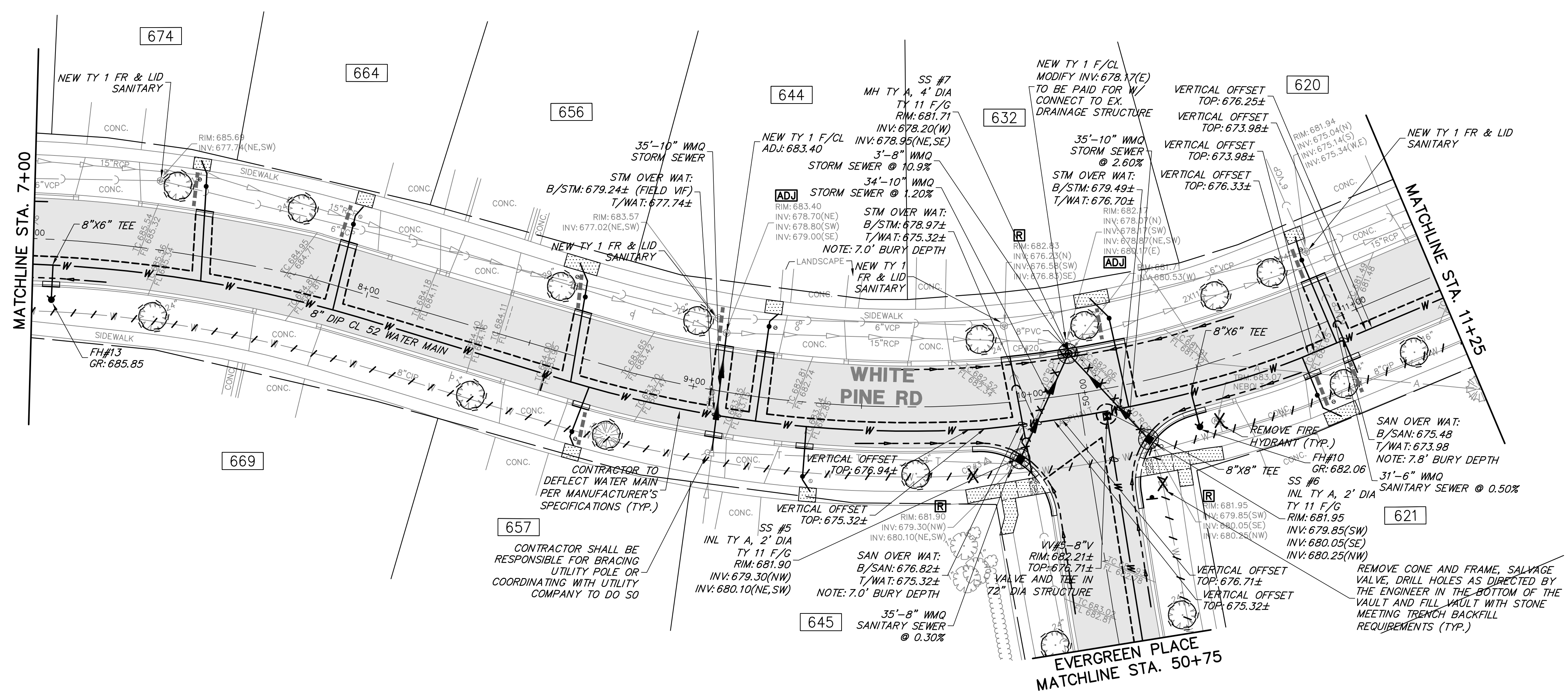
NO.	BY	DATE	REVISION	NO.	BY	DATE	REVISION
1	SHY	11.10.2023	ADDENDUM 01				

FILE: 4798.072-PR4.dwg	SHEET NUMBER:
DRAWN BY: SHY	GHA PROJECT #
DATE: 11.02.2023	4798.072
CHECKED BY: PCL	SCALE:
DATE: 11.02.2023	1"=20'
	OF 19 SHEETS

5

PROPOSED LEGEND

-  HMA RECONSTRUCTION
-  PCC PAVEMENT
-  HMA DRIVEWAY PAVEMENT
-  PCC SIDEWALK
-  CLASS D PATCH
-  DETECTABLE WARNINGS
-  TYPE M (MODIFIED) CURB & GUTTER (REGULAR)
-  TYPE M (MODIFIED) CURB & GUTTER (DEPRESSED)
-  PAVEMENT SAWCUT
-  PIPE UNDERDRAINS, 4"
-  STRUCTURE ADJUSTMENT
-  TREE TRUNK PROTECTION FENCE
-  STRUCTURE TO BE ADJUSTED
-  STRUCTURE TO BE REMOVED
-  UTILITY TO BE ABANDONED
-  UTILITY TO BE REMOVED
-  TREE ROOT PRUNING
-  STRUCTURE TO BE ABANDONED
-  STRUCTURE REMOVAL
-  INLET FILTERS
-  REMOVE & RELOCATE EXISTING SIGN
-  HOUSE ADDRESS



GHA GEWALT HAMILTON ASSOCIATES, INC.
 625 Forest Edge Drive ■ Vernon Hills, IL. 60061
 TEL 847.478.9700 ■ FAX 847.478.9701






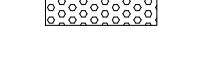


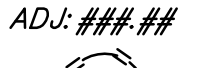


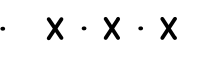



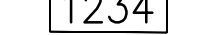
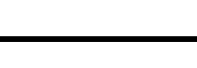





COPYRIGHT NOTICE
 This drawing is the property of Gewalt-Hamilton Assoc., Inc. and is not to be used for any purpose other than the specific project and site named herein, and cannot be reproduced in any manner without the express written permission from Gewalt-Hamilton Associates, Inc.

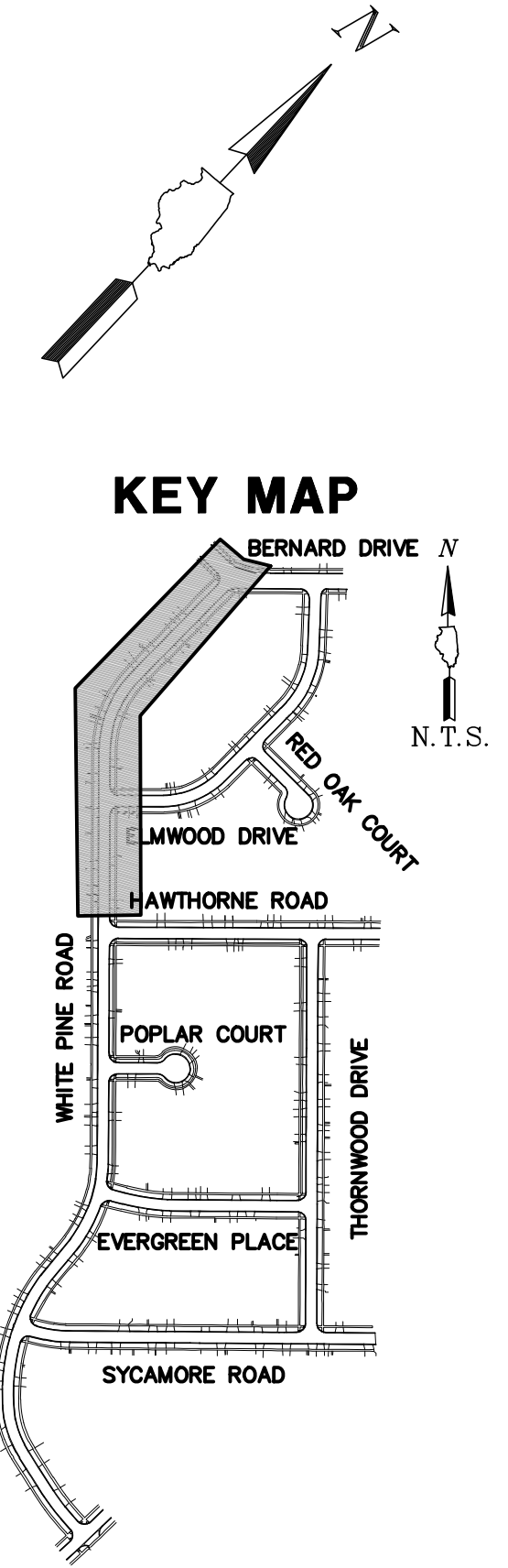
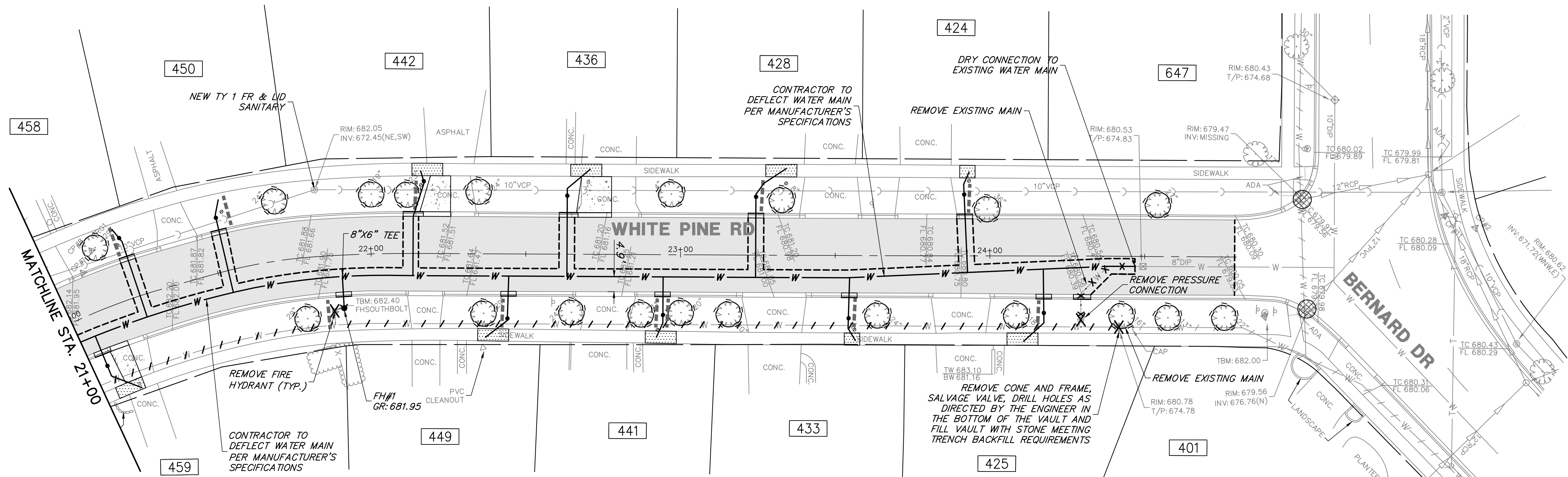
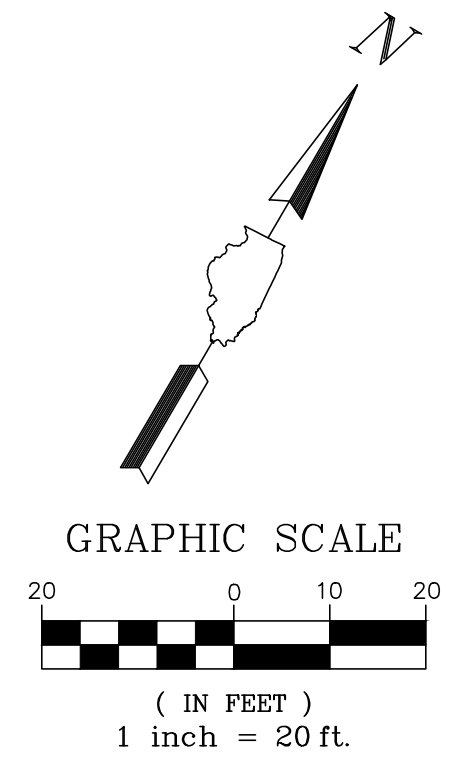
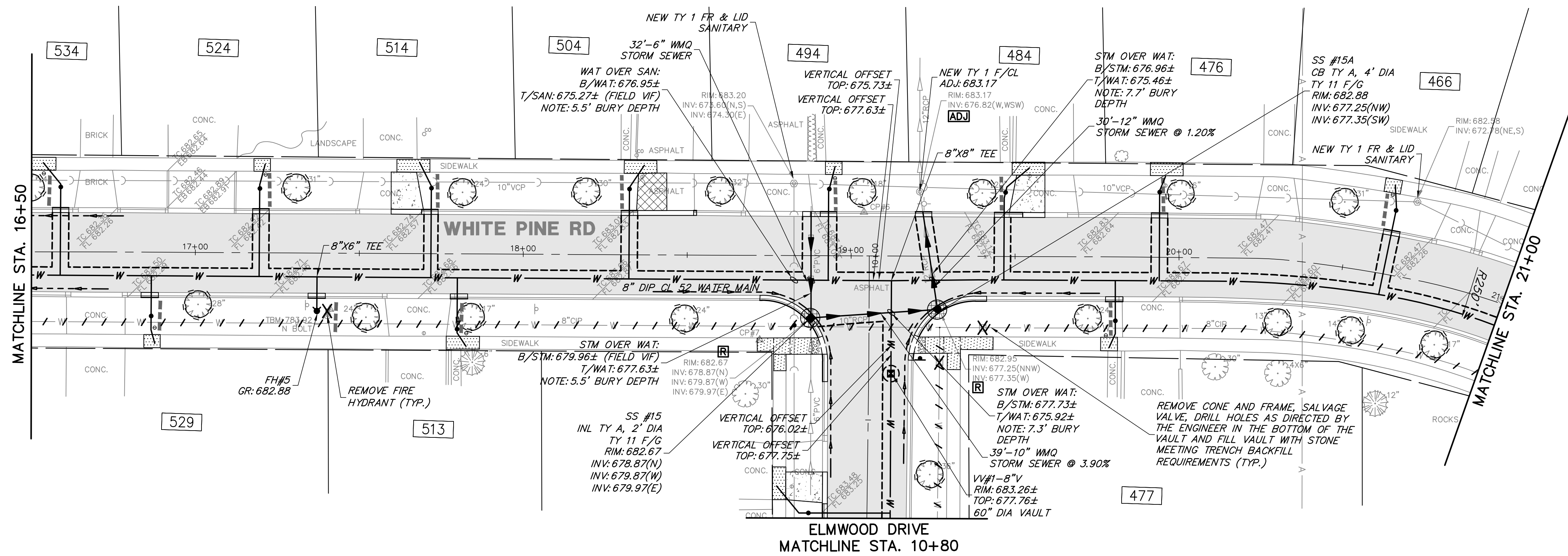
WHITE PINE ROAD STA. 7+00 TO STA. 16+50
 2024 WHITE PINE STREET AND UTILITY PROJECT
 VILLAGE OF BUFFALO GROVE
 BUFFALO GROVE, ILLINOIS 60089

NO.	BY	DATE	REVISION	NO.	BY	DATE	REVISION

FILE 4798.072-PR4.dwg	SHEET NUMBER:
DRAWN BY: SHY	GHA PROJECT #
DATE: 11.02.2023	4798.072
CHECKED BY: PCL	SCALE:
DATE: 11.02.2023	1"=20'
	OF 19 SHEETS

PROPOSED LEGEND

-  HMA RECONSTRUCTION
-  PCC PAVEMENT
-  HMA DRIVEWAY PAVEMENT
-  PCC SIDEWALK
-  CLASS D PATCH
-  DETECTABLE WARNINGS
-  TYPE M (MODIFIED) CURB & GUTTER (REGULAR)
-  TYPE M (MODIFIED) CURB & GUTTER (DEPRESSED)
-  PAVEMENT SAWCUT
-  PIPE UNDERDRAINS, 4"
-  STRUCTURE ADJUSTMENT
-  TREE TRUNK PROTECTION FENCE
-  STRUCTURE TO BE ADJUSTED
-  STRUCTURE TO BE REMOVED
-  UTILITY TO BE ABANDONED
-  UTILITY TO BE REMOVED
-  TREE ROOT PRUNING
-  STRUCTURE TO BE ABANDONED
-  STRUCTURE REMOVAL
-  INLET FILTERS
-  REMOVE & RELOCATE EXISTING SIGN
-  HOUSE ADDRESS



GHA GEWALT HAMILTON ASSOCIATES, INC.
 625 Forest Edge Drive ■ Vernon Hills, IL. 60061
 TEL 847.478.9700 ■ FAX 847.478.9701

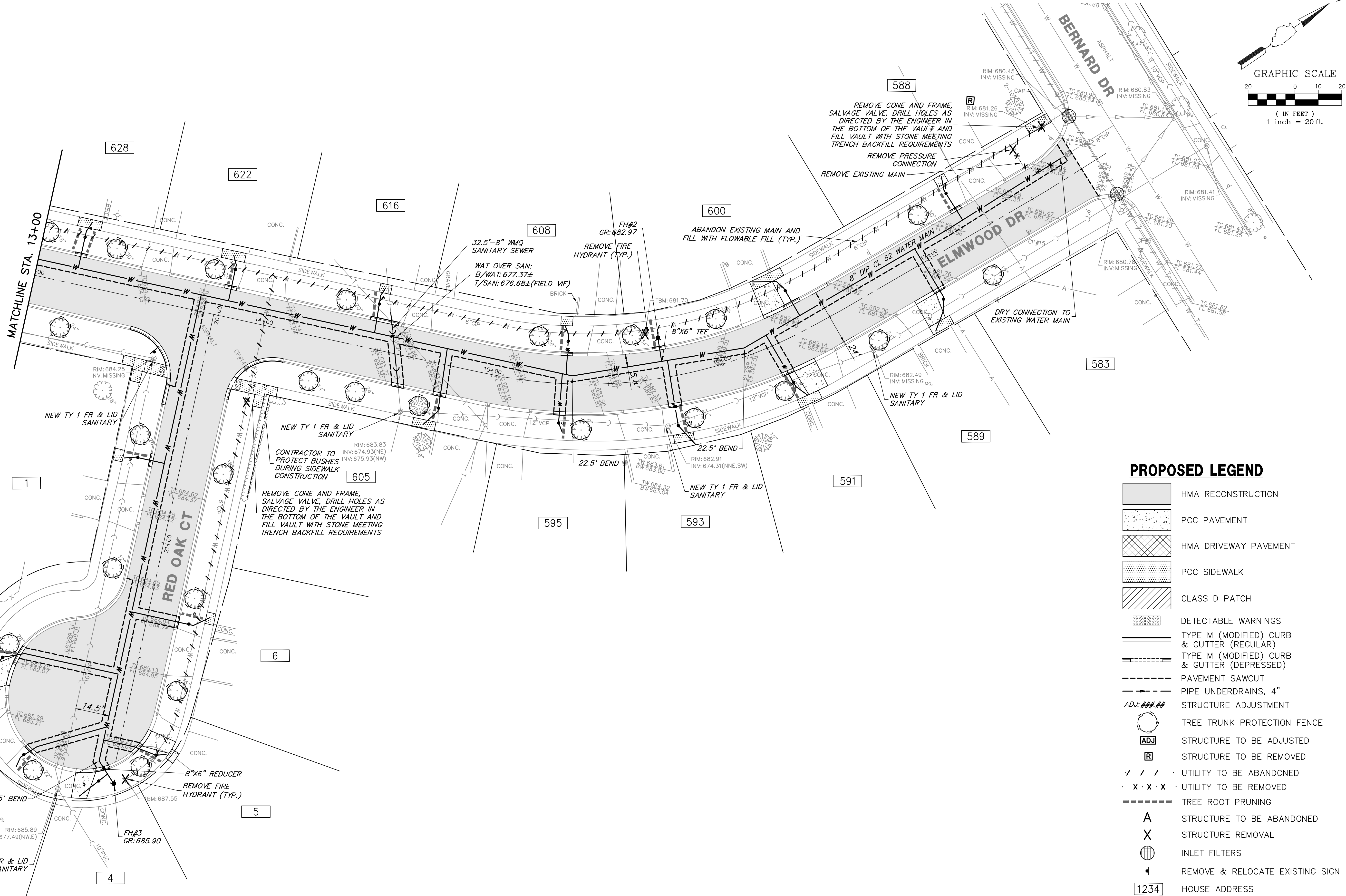
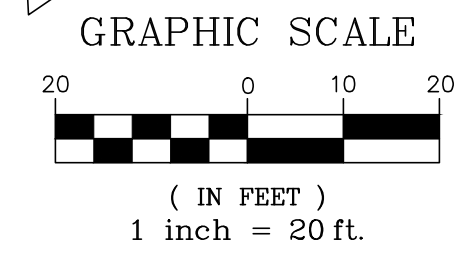
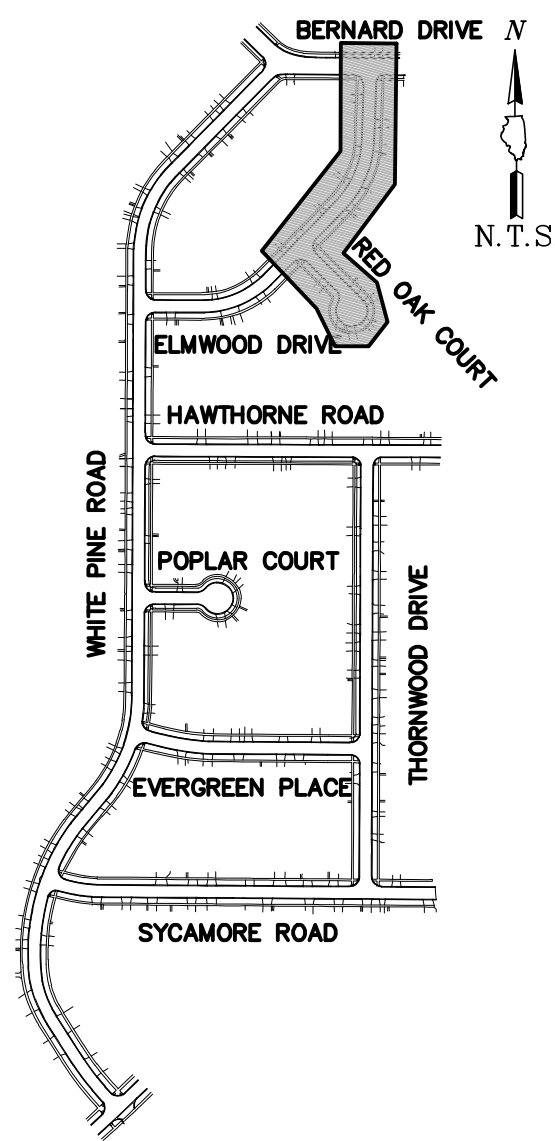
COPYRIGHT NOTICE
 This drawing is the property of Gewalt-Hamilton Assoc., Inc. and is not to be used for any purpose other than the specific project and site named herein, and cannot be reproduced in any manner without the express written permission from Gewalt-Hamilton Associates, Inc.

WHITE PINE ROAD STA. 16+50 TO BERNARD DR
2024 WHITE PINE STREET AND UTILITY PROJECT
VILLAGE OF BUFFALO GROVE
BUFFALO GROVE, ILLINOIS 60089

NO.	BY	DATE	REVISION

FILE 4798.072-PR4.dwg	SHEET NUMBER:
DRAWN BY: SHY	GHA PROJECT #
DATE: 11.02.2023	4798.072
CHECKED BY: PCL	SCALE:
DATE: 11.02.2023	1"=20'
	OF 19 SHEETS

KEY MAP



PROPOSED LEGEND

- HMA RECONSTRUCTION
- PCC PAVEMENT
- HMA DRIVEWAY PAVEMENT
- PCC SIDEWALK
- CLASS D PATCH
- DETECTABLE WARNINGS
- TYPE M (MODIFIED) CURB & GUTTER (REGULAR)
- TYPE M (MODIFIED) CURB & GUTTER (DEPRESSED)
- PAVEMENT SAWCUT
- PIPE UNDERDRAINS, 4"
- STRUCTURE ADJUSTMENT
- TREE TRUNK PROTECTION FENCE
- STRUCTURE TO BE ADJUSTED
- STRUCTURE TO BE REMOVED
- UTILITY TO BE ABANDONED
- UTILITY TO BE REMOVED
- TREE ROOT PRUNING
- STRUCTURE TO BE ABANDONED
- STRUCTURE REMOVAL
- INLET FILTERS
- REMOVE & RELOCATE EXISTING SIGN
- HOUSE ADDRESS

GHA GEWALT HAMILTON ASSOCIATES, INC.
 625 Forest Edge Drive ■ Vernon Hills, IL. 60061
 TEL 847.478.9700 ■ FAX 847.478.9701

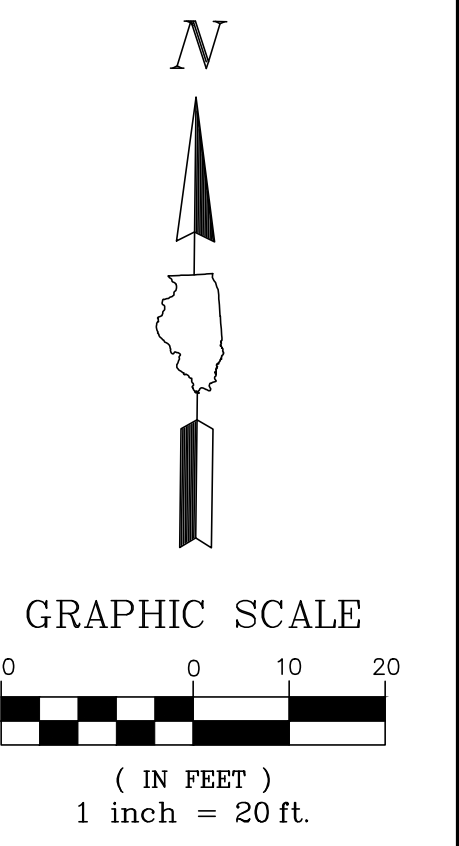
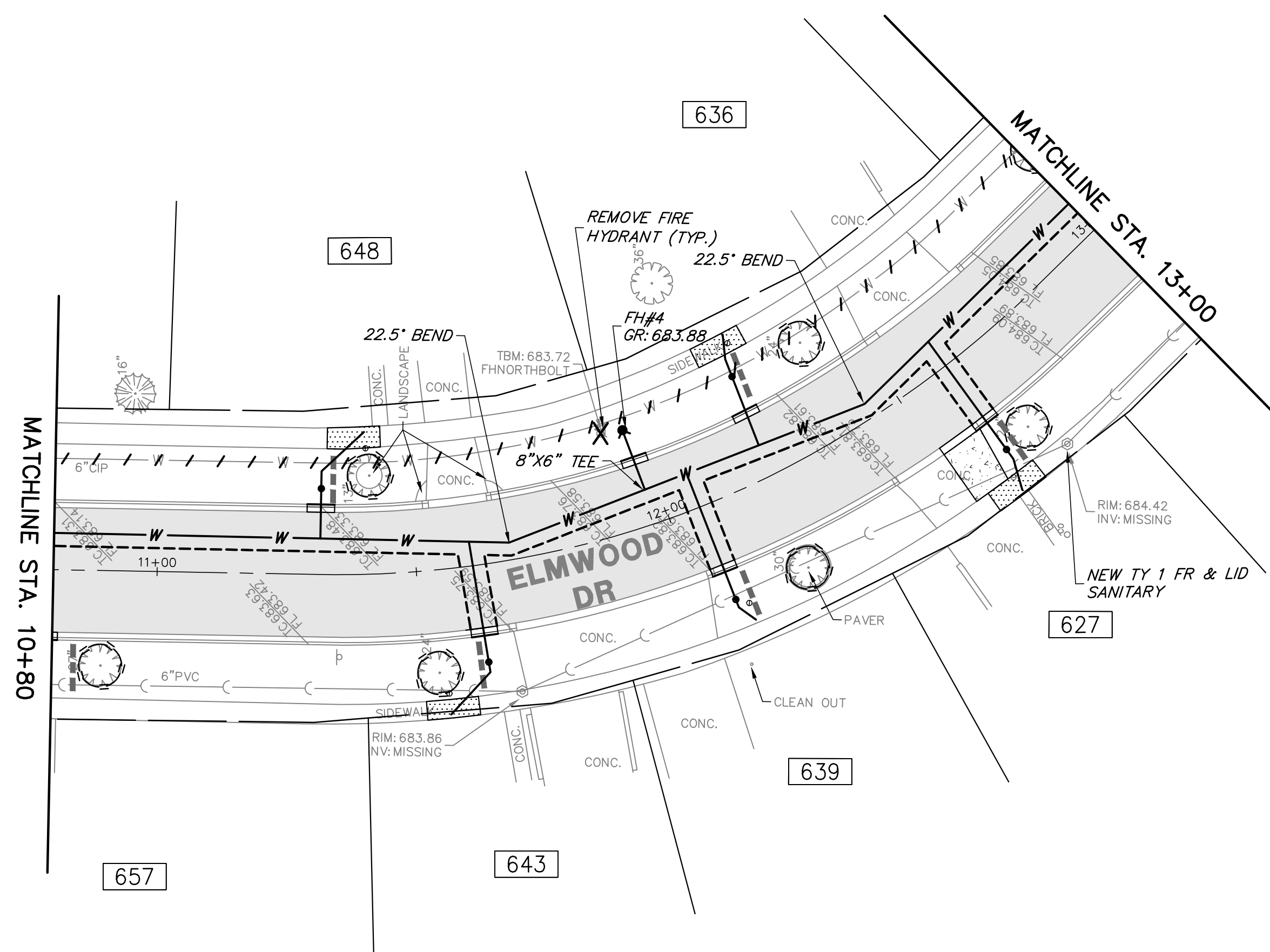
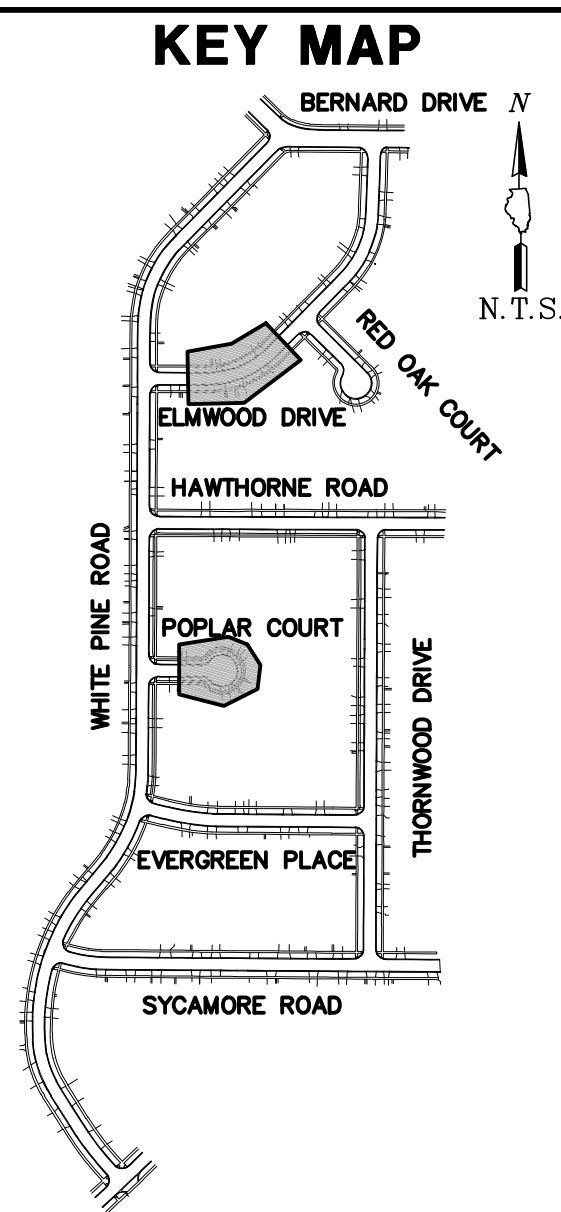
COPYRIGHT NOTICE
 This drawing is the property of Gewalt-Hamilton Assoc., Inc. and is not to be used for any purpose other than the specific project and site named herein, and cannot be reproduced in any manner without the express written permission from Gewalt-Hamilton Associates, Inc.

ELMWOOD DRIVE STA. 13+00 TO BERNARD DRIVE
2024 WHITE PINE STREET AND UTILITY PROJECT
VILLAGE OF BUFFALO GROVE
BUFFALO GROVE, ILLINOIS 60089

NO.	BY	DATE	REVISION

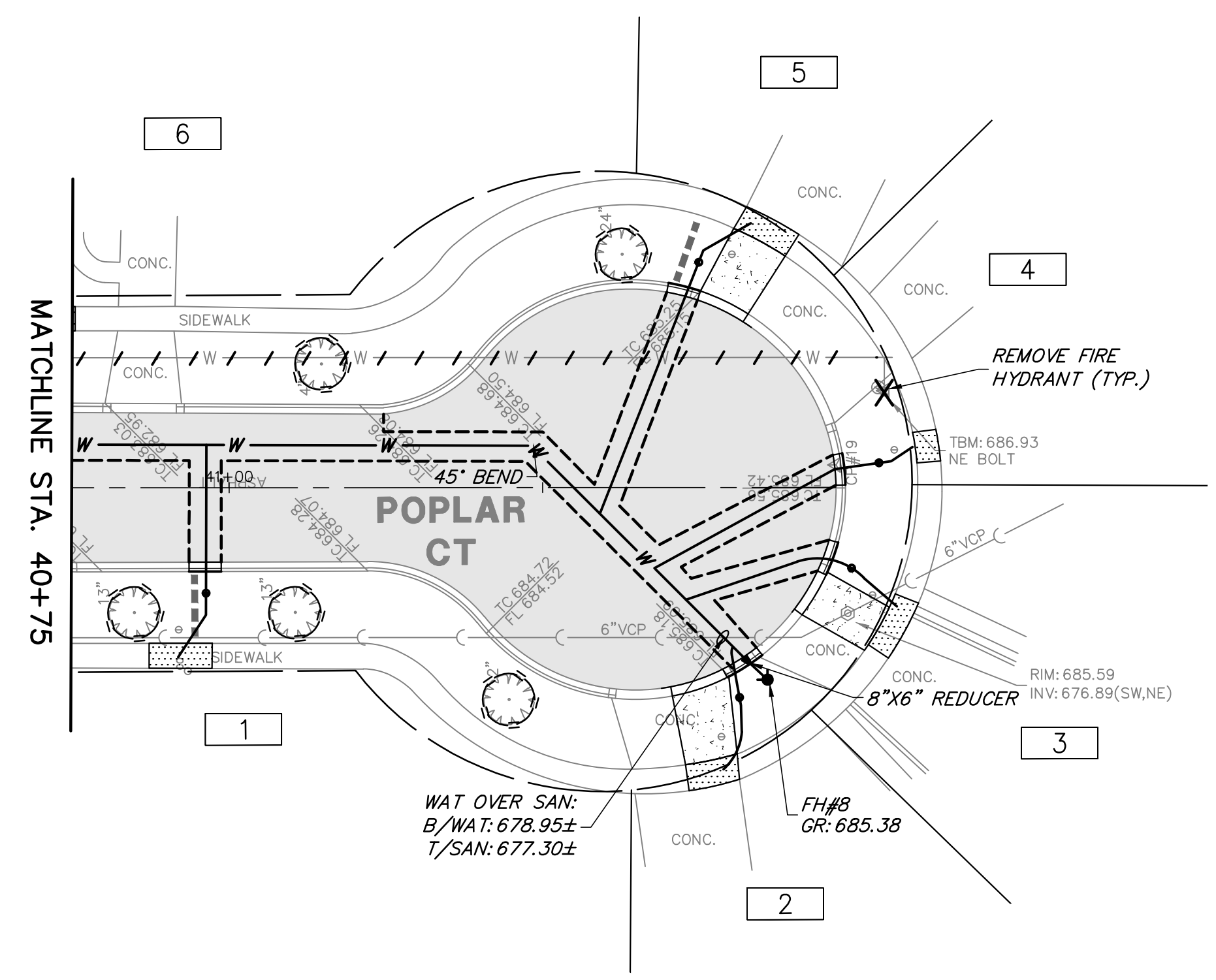
FILE: 4798.072-PR4.dwg	SHEET NUMBER:
DRAWN BY: SHY	GHA PROJECT #
DATE: 11.02.2023	4798.072
CHECKED BY: PCL	SCALE:
DATE: 11.02.2023	1"=20'

8
 OF 19 SHEETS



PROPOSED LEGEND

- HMA RECONSTRUCTION
- PCC PAVEMENT
- HMA DRIVEWAY PAVEMENT
- PCC SIDEWALK
- CLASS D PATCH
- DETECTABLE WARNINGS
- TYPE M (MODIFIED) CURB & GUTTER (REGULAR)
- TYPE M (MODIFIED) CURB & GUTTER (DEPRESSED)
- PAVEMENT SAWCUT
- PIPE UNDERDRAINS, 4"
- STRUCTURE ADJUSTMENT
- TREE TRUNK PROTECTION FENCE
- STRUCTURE TO BE ADJUSTED
- STRUCTURE TO BE REMOVED
- UTILITY TO BE ABANDONED
- UTILITY TO BE REMOVED
- TREE ROOT PRUNING
- STRUCTURE TO BE ABANDONED
- STRUCTURE REMOVAL
- INLET FILTERS
- REMOVE & RELOCATE EXISTING SIGN
- HOUSE ADDRESS



CALSTRIP 2798 - BUFFALO GROVE - 11/9/2023 3:34 PM

GHA GEWALT HAMILTON ASSOCIATES, INC.
 625 Forest Edge Drive ■ Vernon Hills, IL. 60061
 TEL 847.478.9700 ■ FAX 847.478.9701

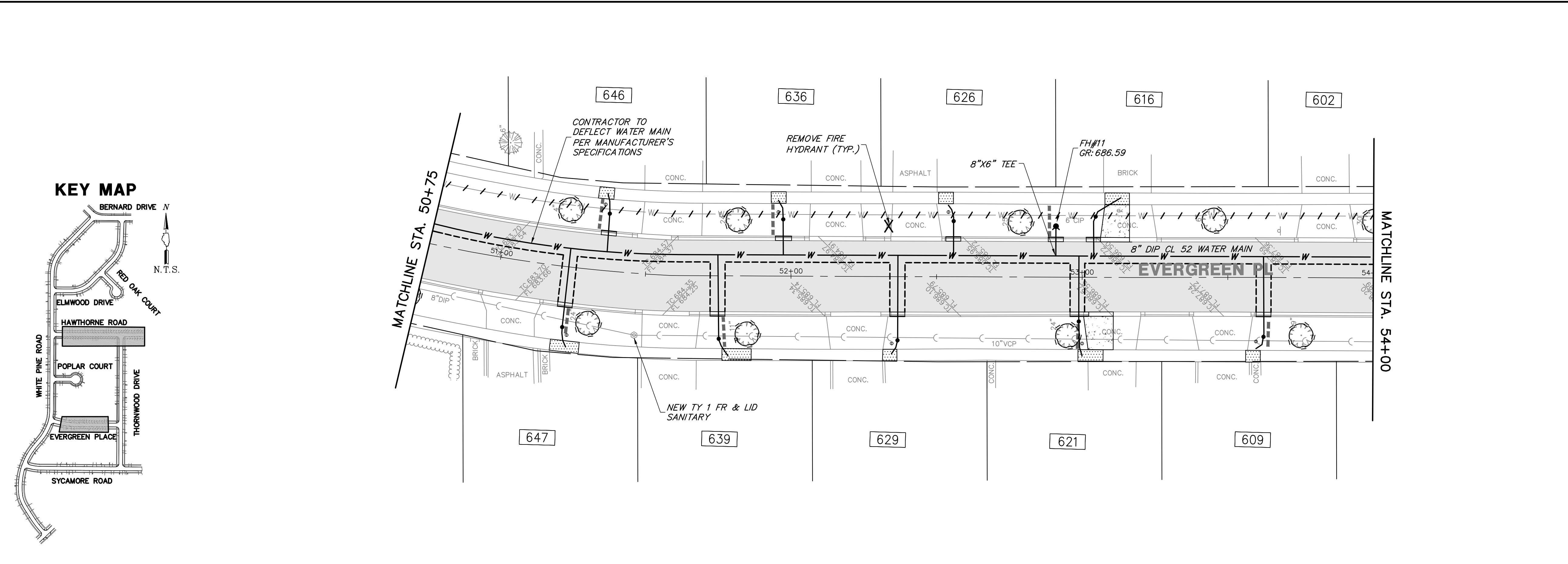
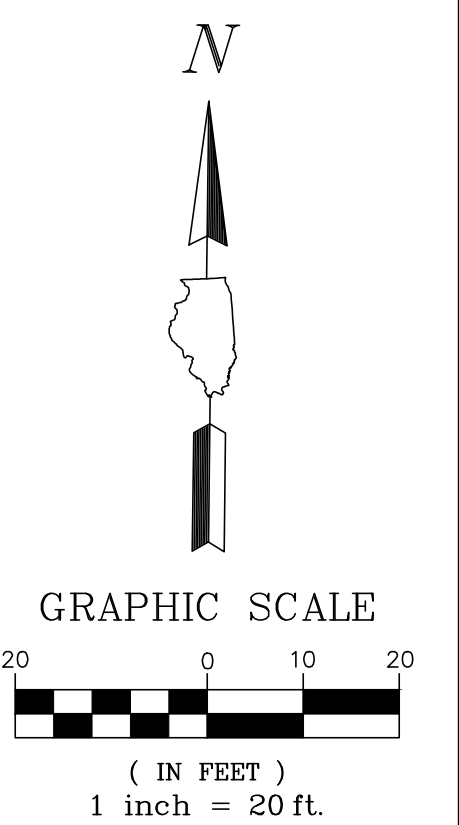
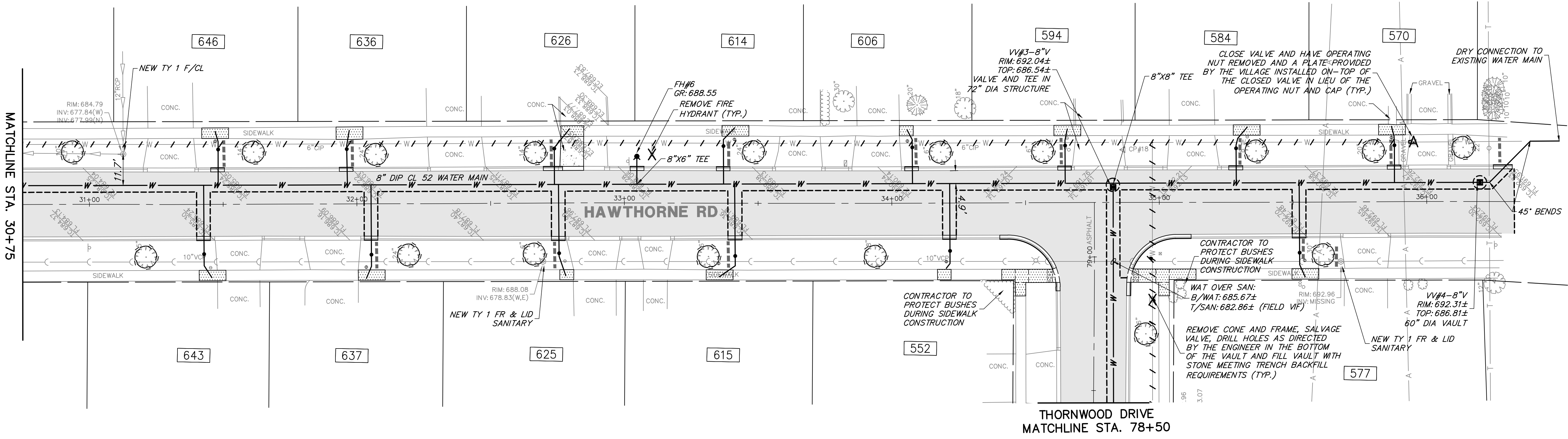
COPYRIGHT NOTICE
 This drawing is the property of Gewalt-Hamilton Assoc., Inc. and is not to be used for any purpose other than the specific project and site named herein, and cannot be reproduced in any manner without the express written permission from Gewalt-Hamilton Associates, Inc.

ELMWOOD DR STA. 10+80 - 13+00 & POPLAR CT
2024 WHITE PINE STREET AND UTILITY PROJECT
VILLAGE OF BUFFALO GROVE
BUFFALO GROVE, ILLINOIS 60089

NO.	BY	DATE	REVISION	NO.	BY	DATE	REVISION

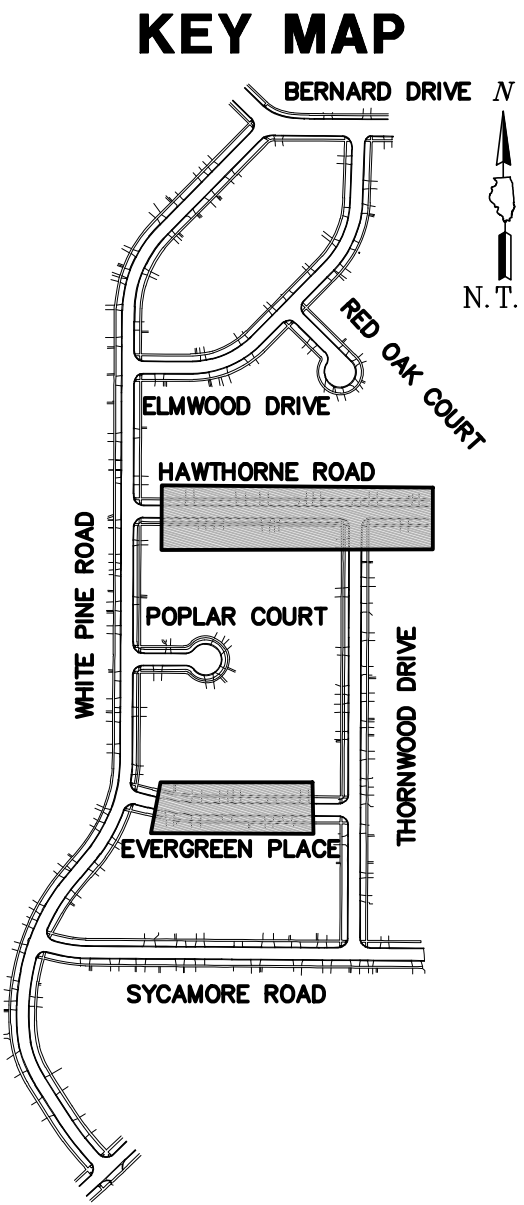
FILE: 4798.072-PR4.dwg	SHEET NUMBER:
DRAWN BY: SHY	GHA PROJECT #
DATE: 11.02.2023	4798.072
CHECKED BY: PCL	SCALE:
DATE: 11.02.2023	1"=20'

9
OF 19 SHEETS



PROPOSED LEGEND

- HMA RECONSTRUCTION
- PCC PAVEMENT
- HMA DRIVEWAY PAVEMENT
- PCC SIDEWALK
- CLASS D PATCH
- DETECTABLE WARNINGS
- TYPE M (MODIFIED) CURB & GUTTER (REGULAR)
- TYPE M (MODIFIED) CURB & GUTTER (DEPRESSED)
- PAVEMENT SAWCUT
- PIPE UNDERDRAINS, 4" STRUCTURE ADJUSTMENT
- TREE TRUNK PROTECTION FENCE
- STRUCTURE TO BE ADJUSTED
- STRUCTURE TO BE REMOVED
- UTILITY TO BE ABANDONED
- UTILITY TO BE REMOVED
- TREE ROOT PRUNING
- STRUCTURE TO BE ABANDONED
- STRUCTURE REMOVAL
- INLET FILTERS
- REMOVE & RELOCATE EXISTING SIGN
- HOUSE ADDRESS



GHA GEWALT HAMILTON ASSOCIATES, INC.
 625 Forest Edge Drive ■ Vernon Hills, IL. 60061
 TEL 847.478.9700 ■ FAX 847.478.9701

COPYRIGHT NOTICE
 This drawing is the property of Gewalt-Hamilton Assoc., Inc. and is not to be used for any purpose other than the specific project and site named herein, and cannot be reproduced in any manner without the express written permission from Gewalt-Hamilton Associates, Inc.

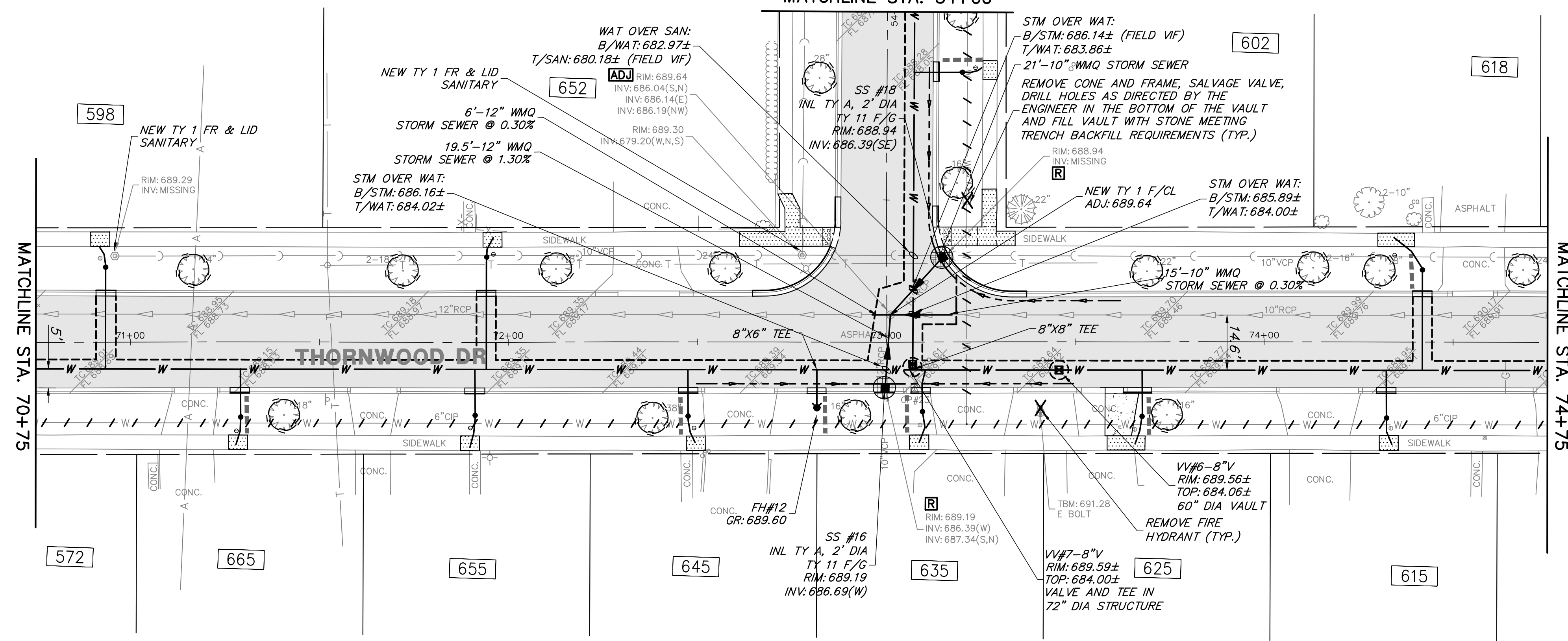
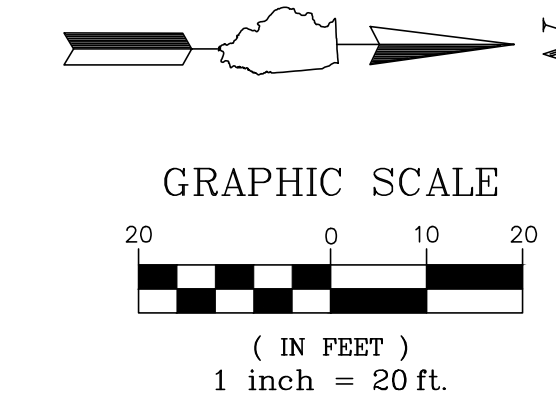
HAWTHORNE ROAD & EVERGREEN PLACE
2024 WHITE PINE STREET AND UTILITY PROJECT
VILLAGE OF BUFFALO GROVE
BUFFALO GROVE, ILLINOIS 60089

NO.	BY	DATE	REVISION

FILE 4798.072-PR4.dwg	SHEET NUMBER:
DRAWN BY: SHY	GHA PROJECT #
DATE: 11.02.2023	4798.072
CHECKED BY: PCL	SCALE:
DATE: 11.02.2023	1"=20'
	OF 19 SHEETS

10

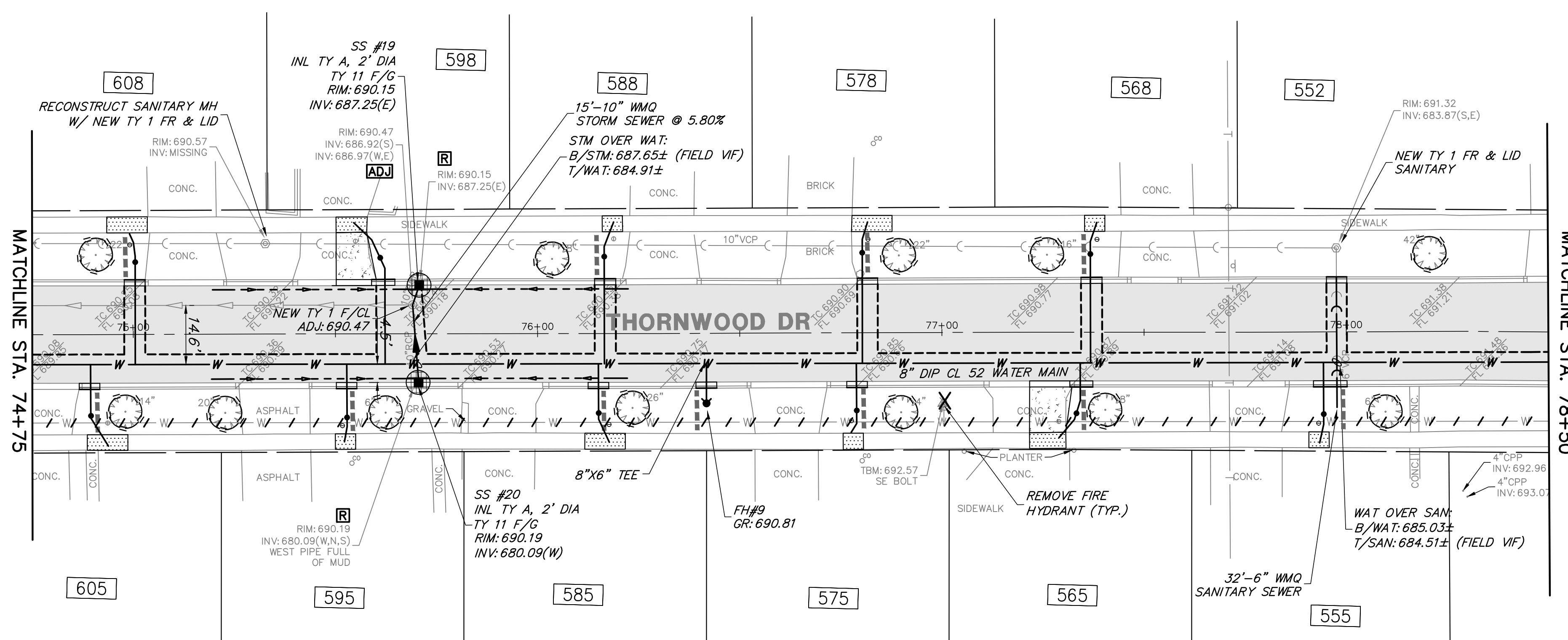
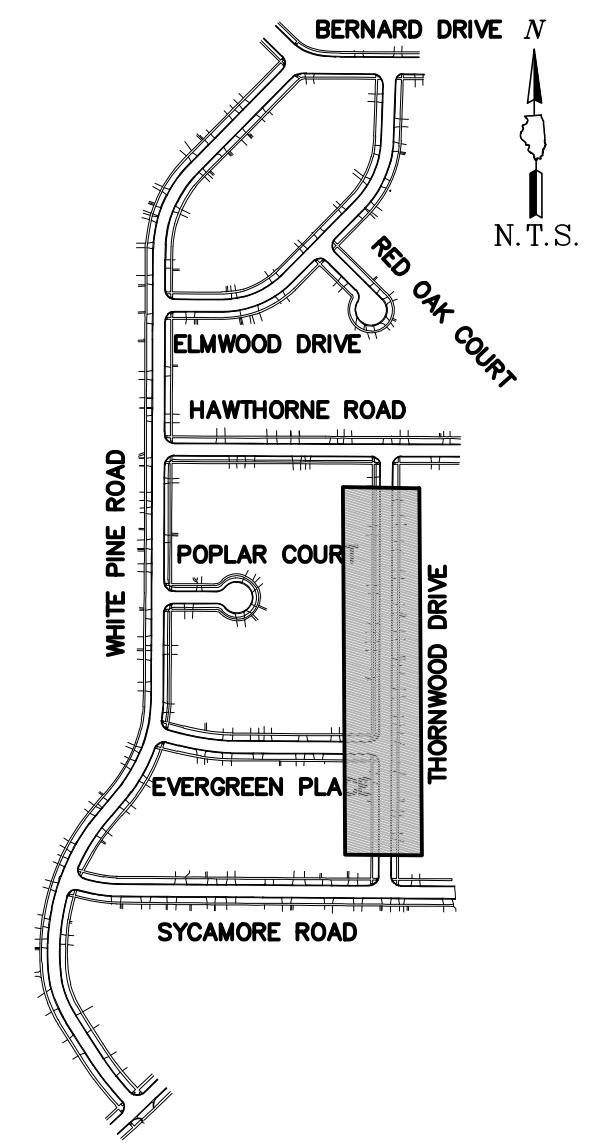
EVERGREEN PLACE
MATCHLINE STA. 54+00



PROPOSED LEGEND

- HMA RECONSTRUCTION
- PCC PAVEMENT
- HMA DRIVEWAY PAVEMENT
- PCC SIDEWALK
- CLASS D PATCH
- DETECTABLE WARNINGS
- TYPE M (MODIFIED) CURB & GUTTER (REGULAR)
- TYPE M (MODIFIED) CURB & GUTTER (DEPRESSED)
- PAVEMENT SAWCUT
- PIPE UNDERDRAINS, 4"
- STRUCTURE ADJUSTMENT
- TREE TRUNK PROTECTION FENCE
- STRUCTURE TO BE ADJUSTED
- STRUCTURE TO BE REMOVED
- UTILITY TO BE ABANDONED
- UTILITY TO BE REMOVED
- TREE ROOT PRUNING
- STRUCTURE TO BE ABANDONED
- STRUCTURE REMOVAL
- INLET FILTERS
- REMOVE & RELOCATE EXISTING SIGN
- HOUSE ADDRESS

KEY MAP



GHA GEWALT HAMILTON ASSOCIATES, INC.
625 Forest Edge Drive ■ Vernon Hills, IL. 60061
TEL 847.478.9700 ■ FAX 847.478.9701

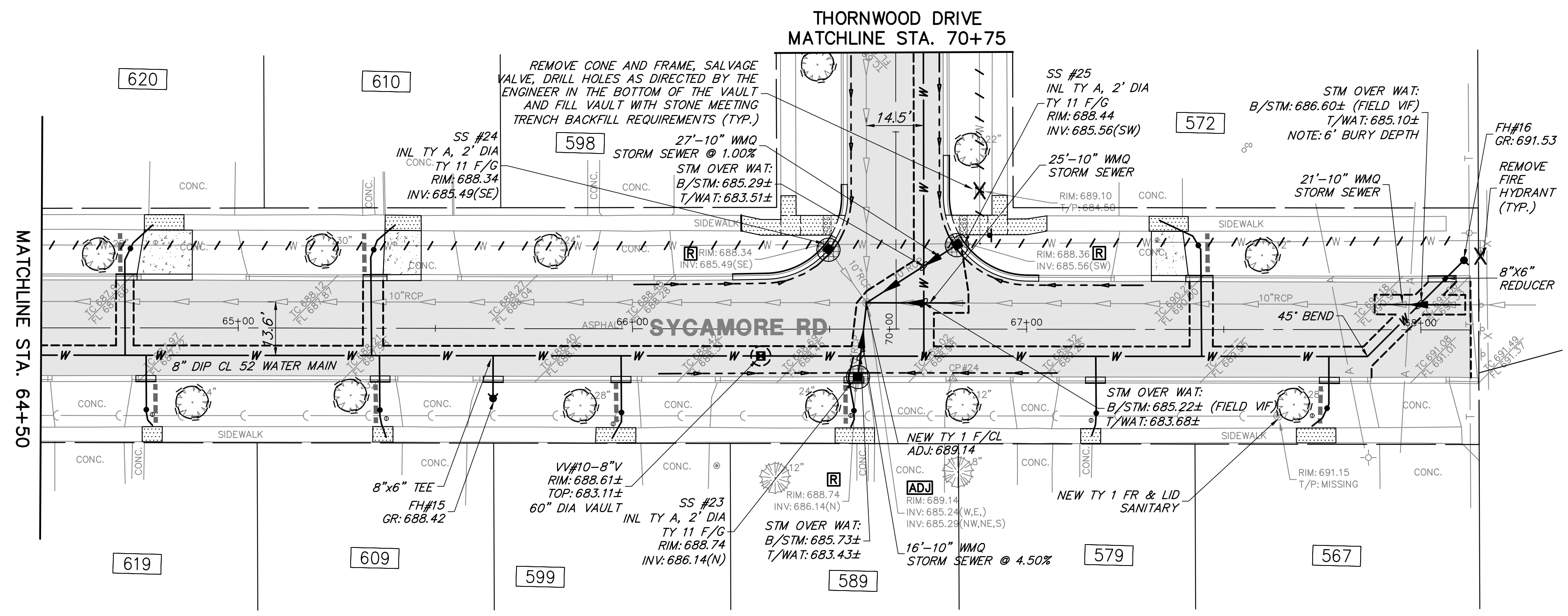
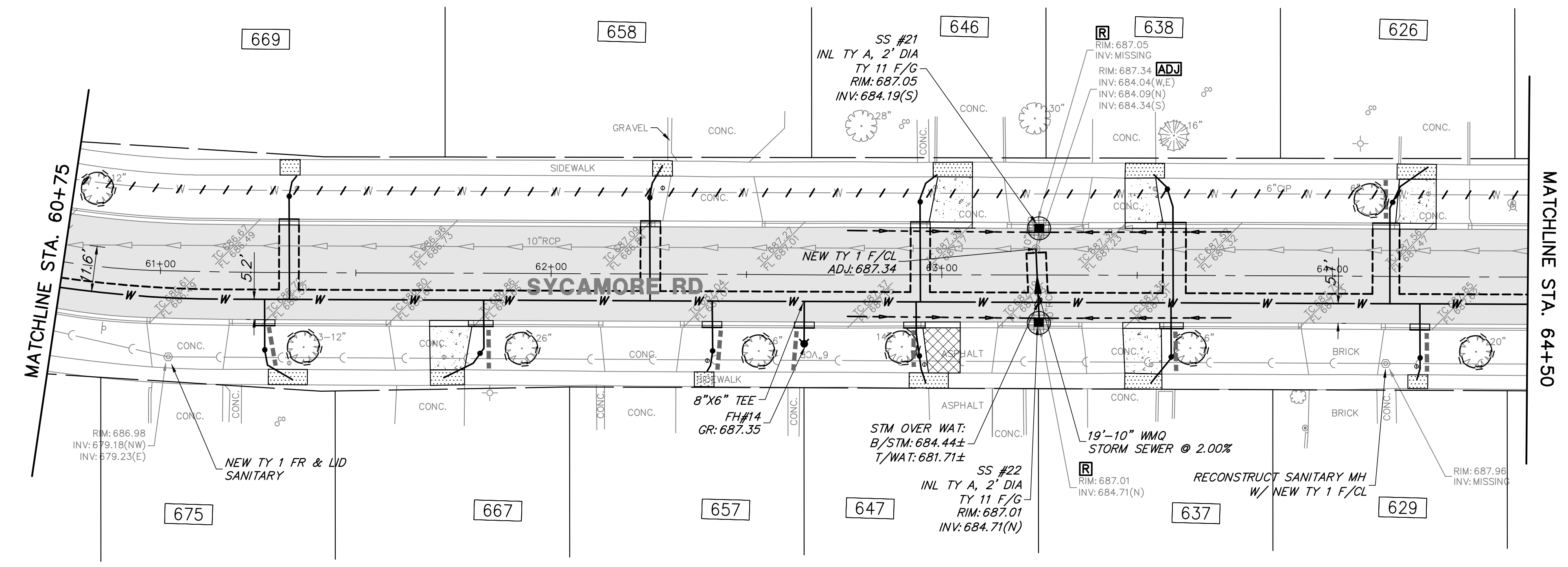
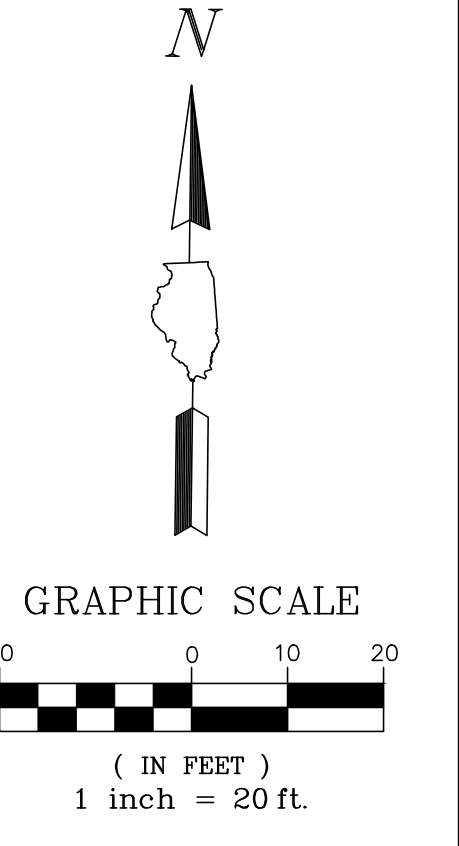
COPYRIGHT NOTICE
This drawing is the property of Gewalt-Hamilton Assoc., Inc. and is not to be used for any purpose other than the specific project and site named herein, and cannot be reproduced in any manner without the express written permission from Gewalt-Hamilton Associates, Inc.

THORNWOOD DRIVE
2024 WHITE PINE STREET AND UTILITY PROJECT
VILLAGE OF BUFFALO GROVE
BUFFALO GROVE, ILLINOIS 60089

NO.	BY	DATE	REVISION

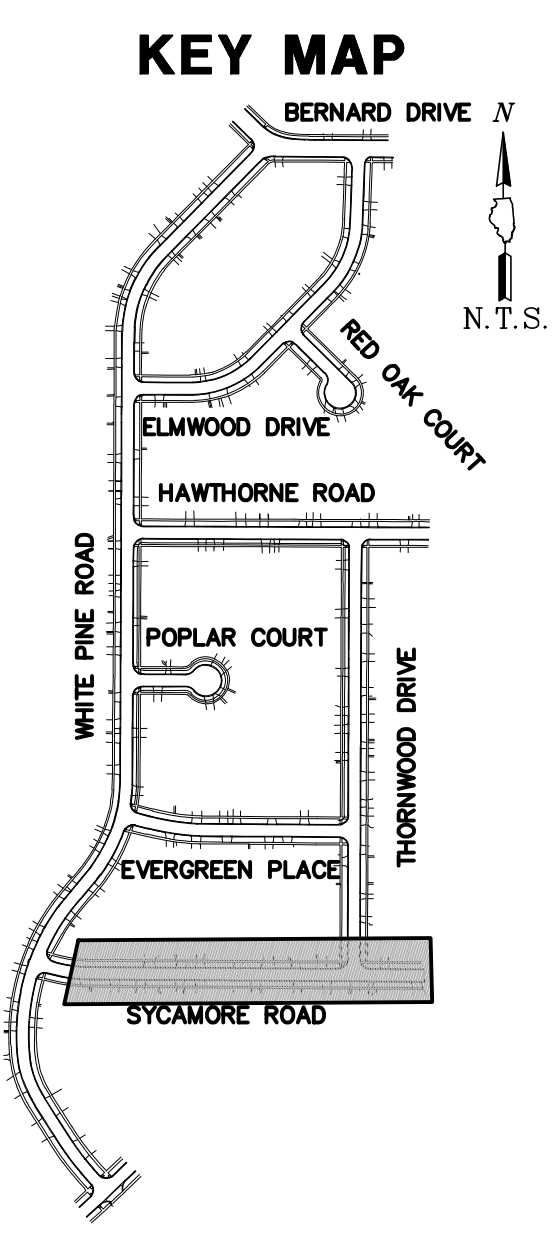
FILE 4798.072-PR4.dwg	SHEET NUMBER:
DRAWN BY: SHY	GHA PROJECT #
DATE: 11.02.2023	4798.072
CHECKED BY: PCL	SCALE:
DATE: 11.02.2023	1"=20'
	OF 19 SHEETS

11



PROPOSED LEGEND

- HMA RECONSTRUCTION
- PCC PAVEMENT
- HMA DRIVEWAY PAVEMENT
- PCC SIDEWALK
- CLASS D PATCH
- DETECTABLE WARNINGS
- TYPE M (MODIFIED) CURB & GUTTER (REGULAR)
- TYPE M (MODIFIED) CURB & GUTTER (DEPRESSED)
- PAVEMENT SAWCUT
- PIPE UNDERDRAINS, 4"
- STRUCTURE ADJUSTMENT
- TREE TRUNK PROTECTION FENCE
- STRUCTURE TO BE ADJUSTED
- STRUCTURE TO BE REMOVED
- UTILITY TO BE ABANDONED
- UTILITY TO BE REMOVED
- TREE ROOT PRUNING
- STRUCTURE TO BE ABANDONED
- STRUCTURE REMOVAL
- INLET FILTERS
- REMOVE & RELOCATE EXISTING SIGN
- HOUSE ADDRESS



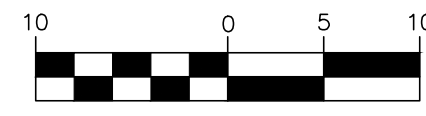
GHA GEWALT HAMILTON ASSOCIATES, INC.
 625 Forest Edge Drive ■ Vernon Hills, IL. 60061
 TEL 847.478.9700 ■ FAX 847.478.9701

COPYRIGHT NOTICE
 This drawing is the property of Gewalt-Hamilton Assoc., Inc. and is not to be used for any purpose other than the specific project and site named herein, and cannot be reproduced in any manner without the express written permission from Gewalt-Hamilton Associates, Inc.

SYCAMORE ROAD
2024 WHITE PINE STREET AND UTILITY PROJECT
VILLAGE OF BUFFALO GROVE
BUFFALO GROVE, ILLINOIS 60089

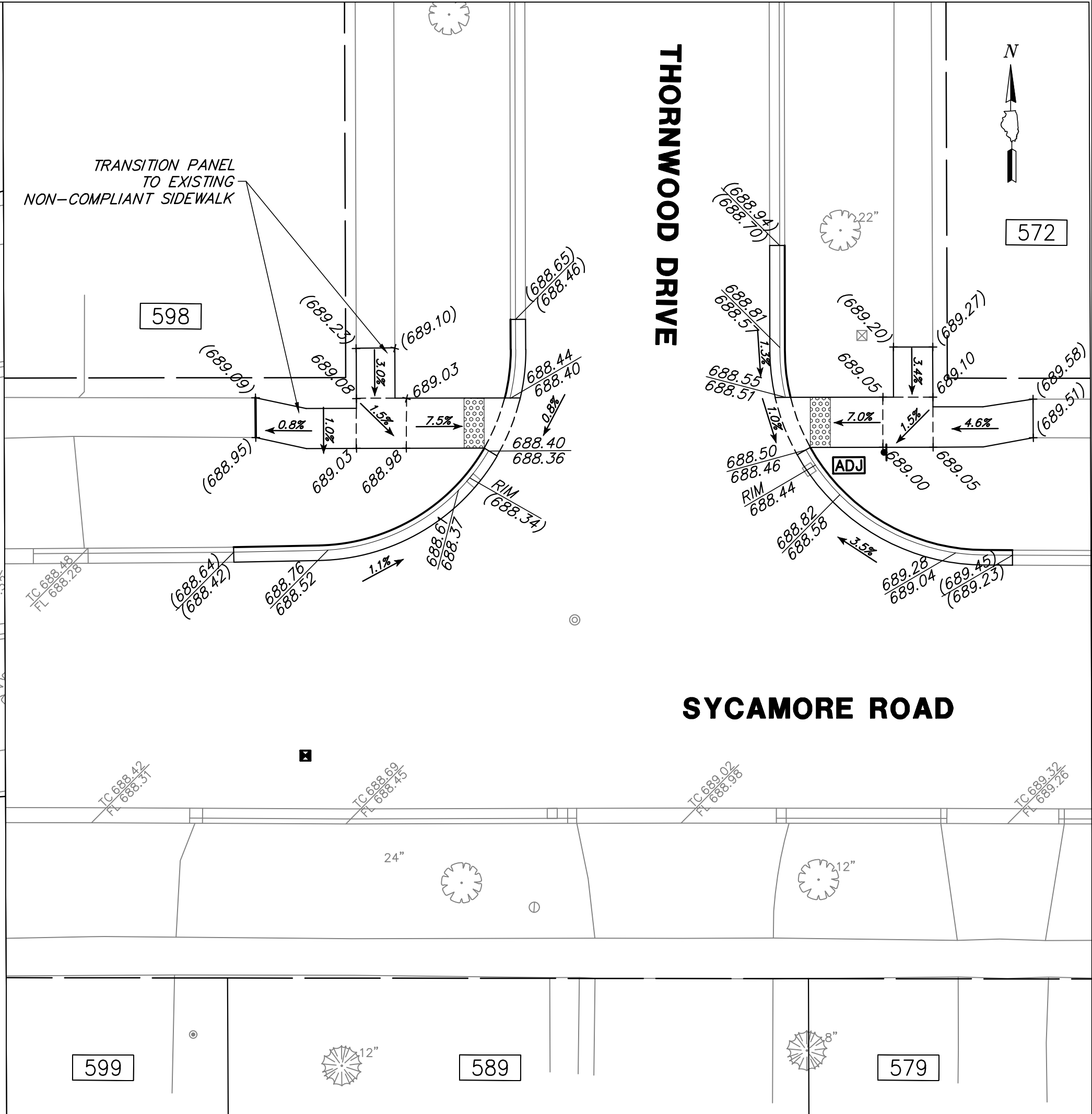
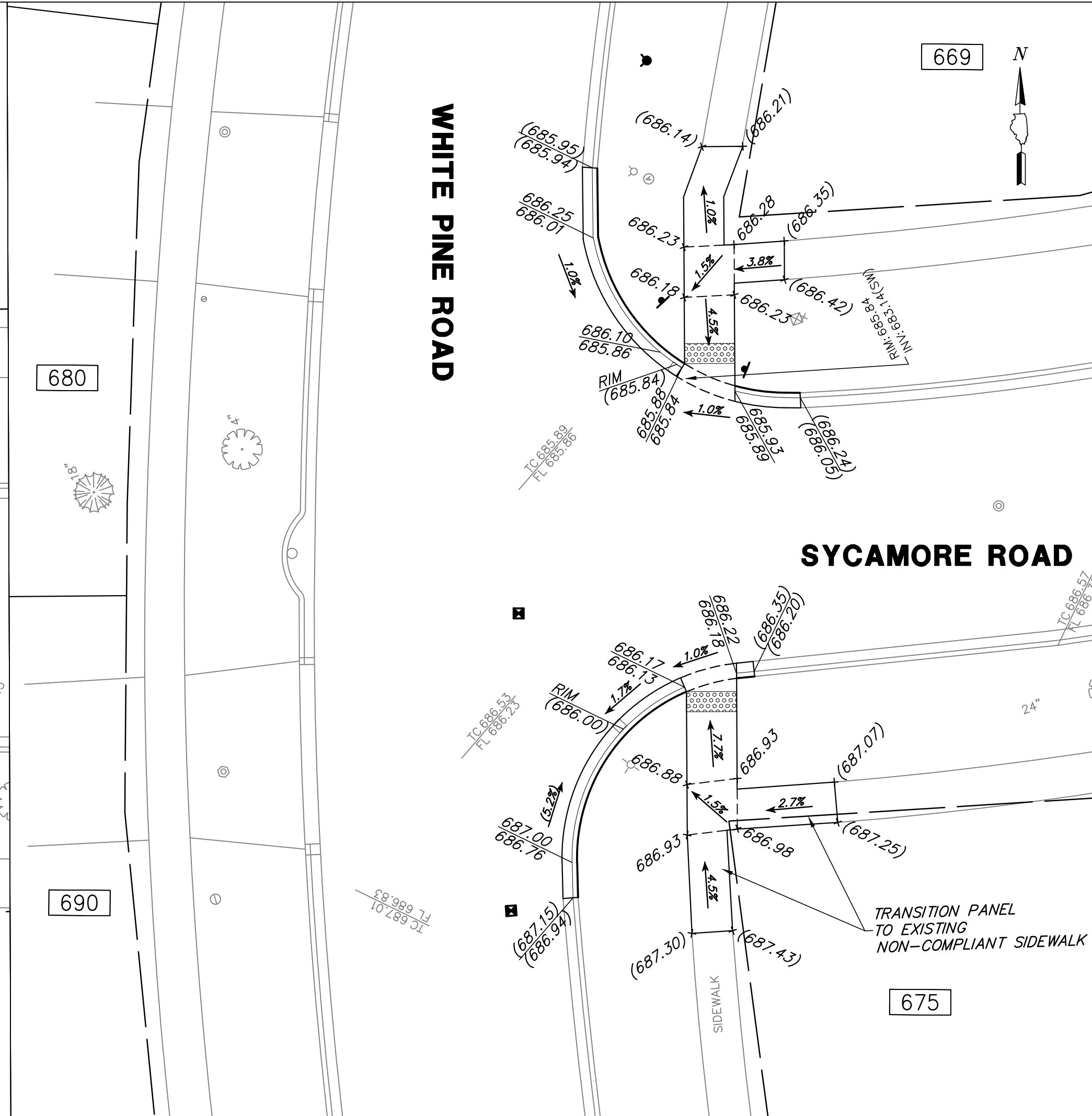
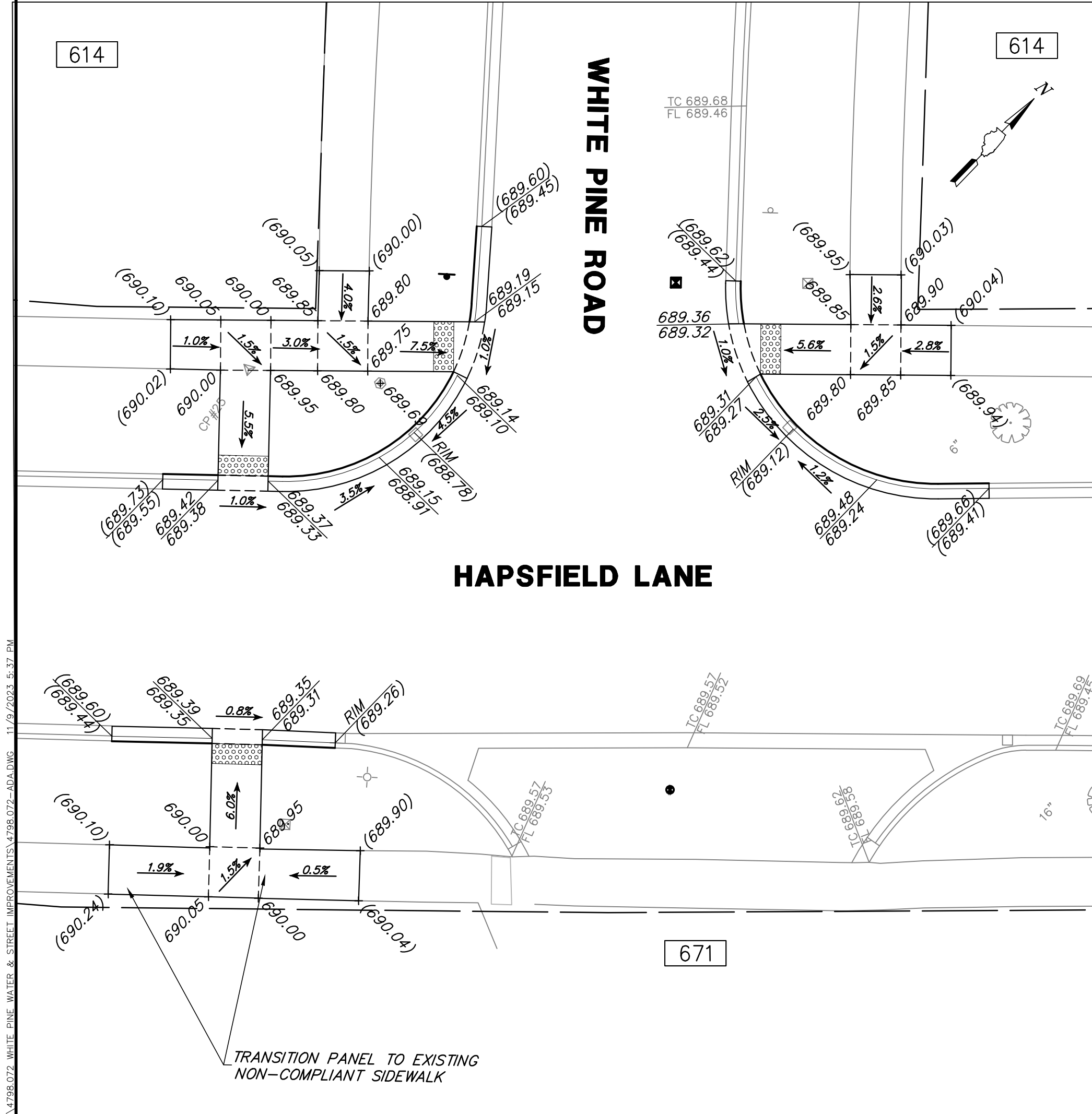
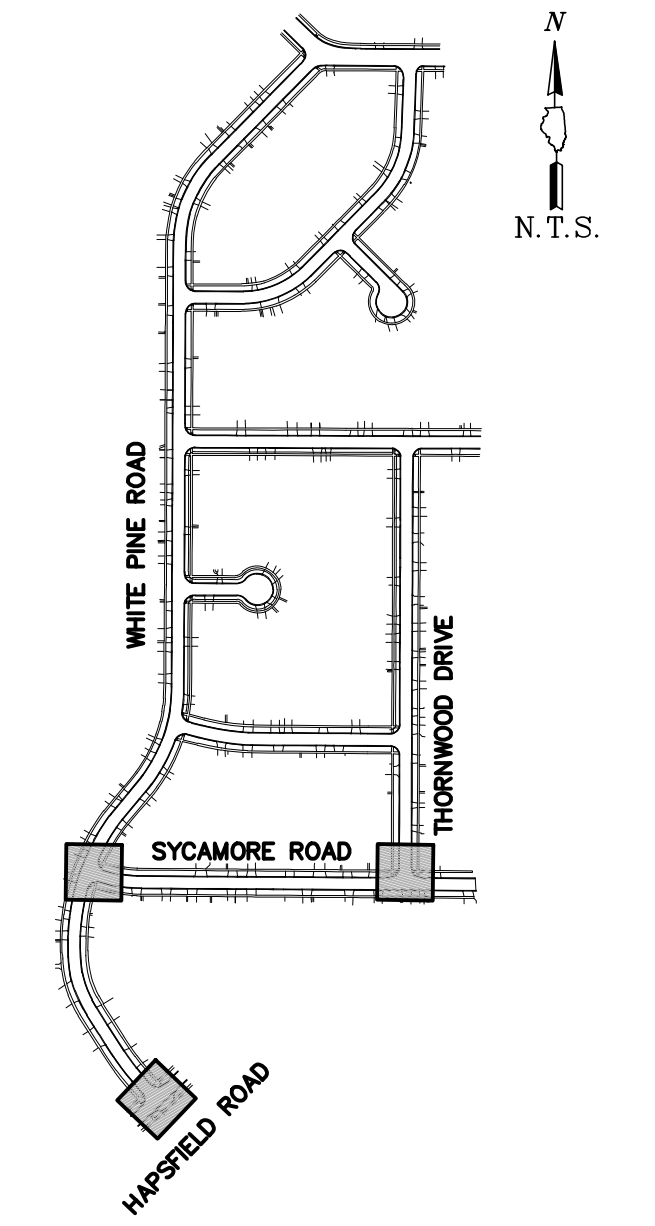
NO.	BY	DATE	REVISION

FILE 4798.072-PR4.dwg	SHEET NUMBER:
DRAWN BY: SHY	GHA PROJECT #
DATE: 11.02.2023	4798.072
CHECKED BY: PCL	SCALE:
DATE: 11.02.2023	1"=20'
	OF 19 SHEETS



(IN FEET)
1 inch = 10 ft.

KEY MAP



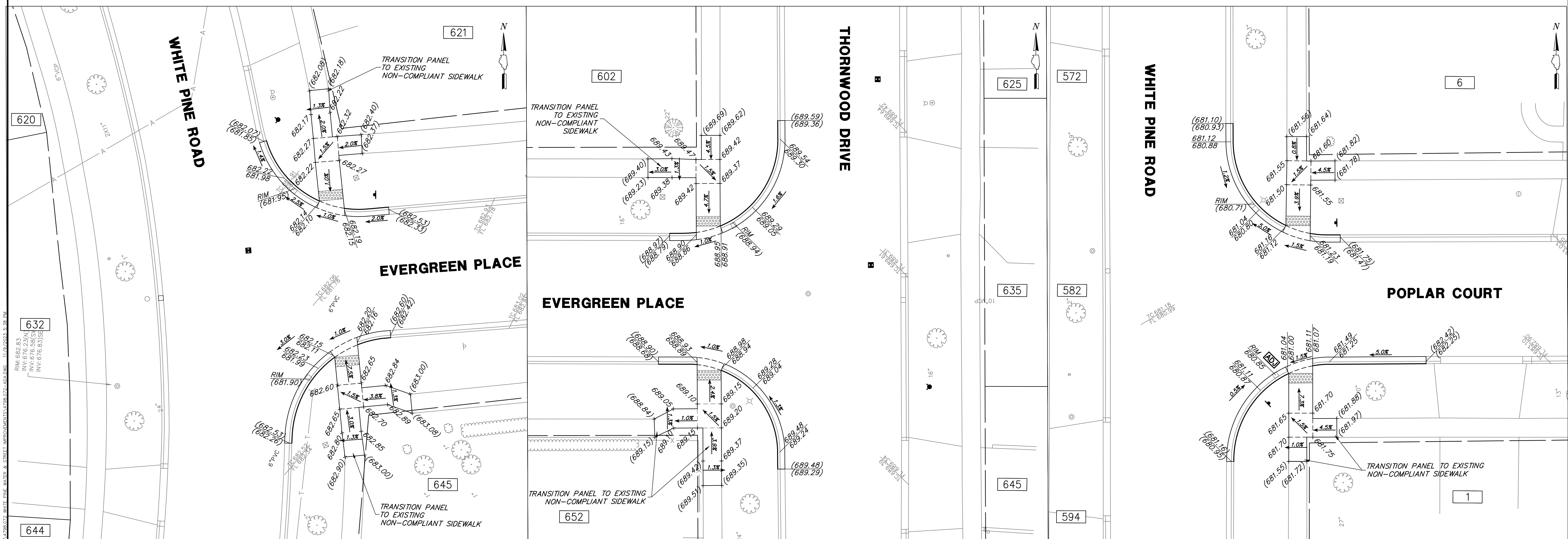
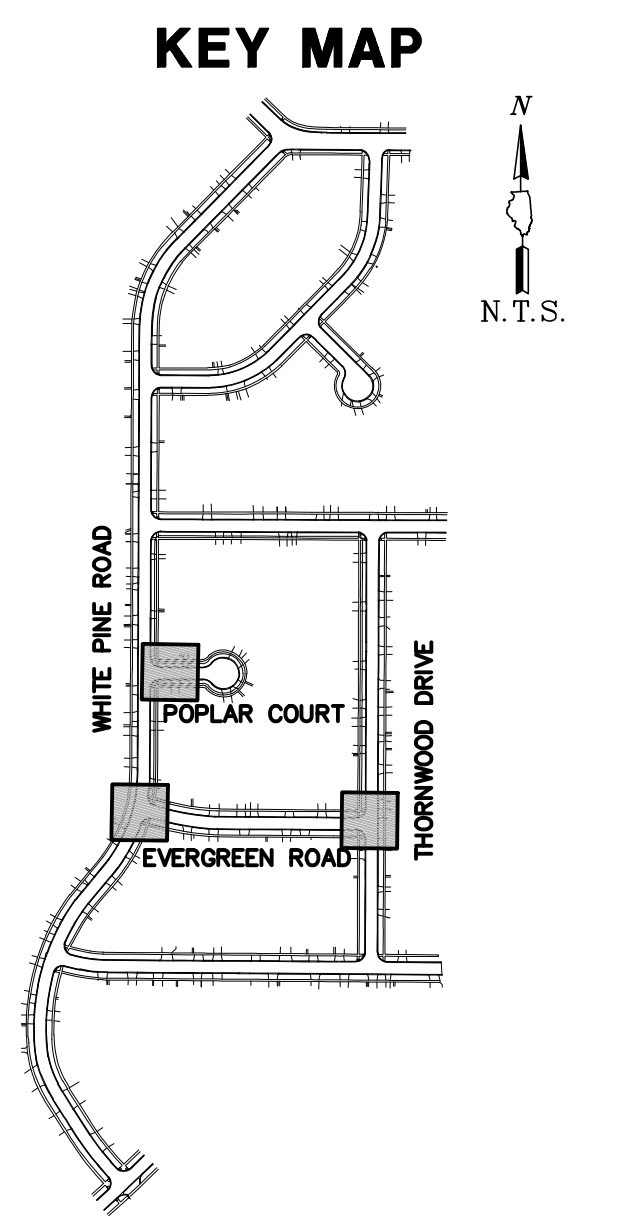
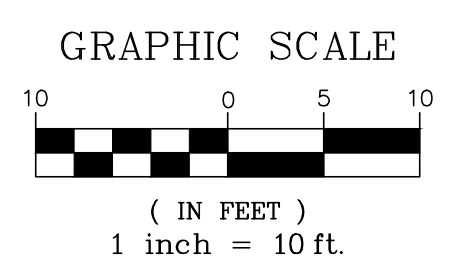
625 Forest Edge Drive ■ Vernon Hills, IL. 60061
TEL 847.478.9700 ■ FAX 847.478.9701

COPYRIGHT NOTICE
This drawing is the property of Gewalt-Hamilton Assoc., Inc. and is not to be used for any purpose other than the specific project and site named herein, and cannot be reproduced in any manner without the express written permission from Gewalt-Hamilton Associates, Inc.

DETAILED ADA CROSSINGS
2024 WHITE PINE STREET AND UTILITY PROJECT
VILLAGE OF BUFFALO GROVE
BUFFALO GROVE, ILLINOIS 60089

NO.	BY	DATE	REVISION	NO.	BY	DATE	REVISION
1	SHY	11.10.2023	ADDENDUM 01				

FILE	4798.072-ADA.dwg	SHEET NUMBER	13
DRAWN BY:	KRM	GHA PROJECT #	4798.072
DATE	11.02.23	SCALE	1"=10'
CHECKED BY:	PCL		
DATE	11.02.23		
		OF 19 SHEETS	



GHA **GEWALT HAMILTON ASSOCIATES, INC.**
 625 Forest Edge Drive ■ Vernon Hills, IL. 60061
 TEL 847.478.9700 ■ FAX 847.478.9701

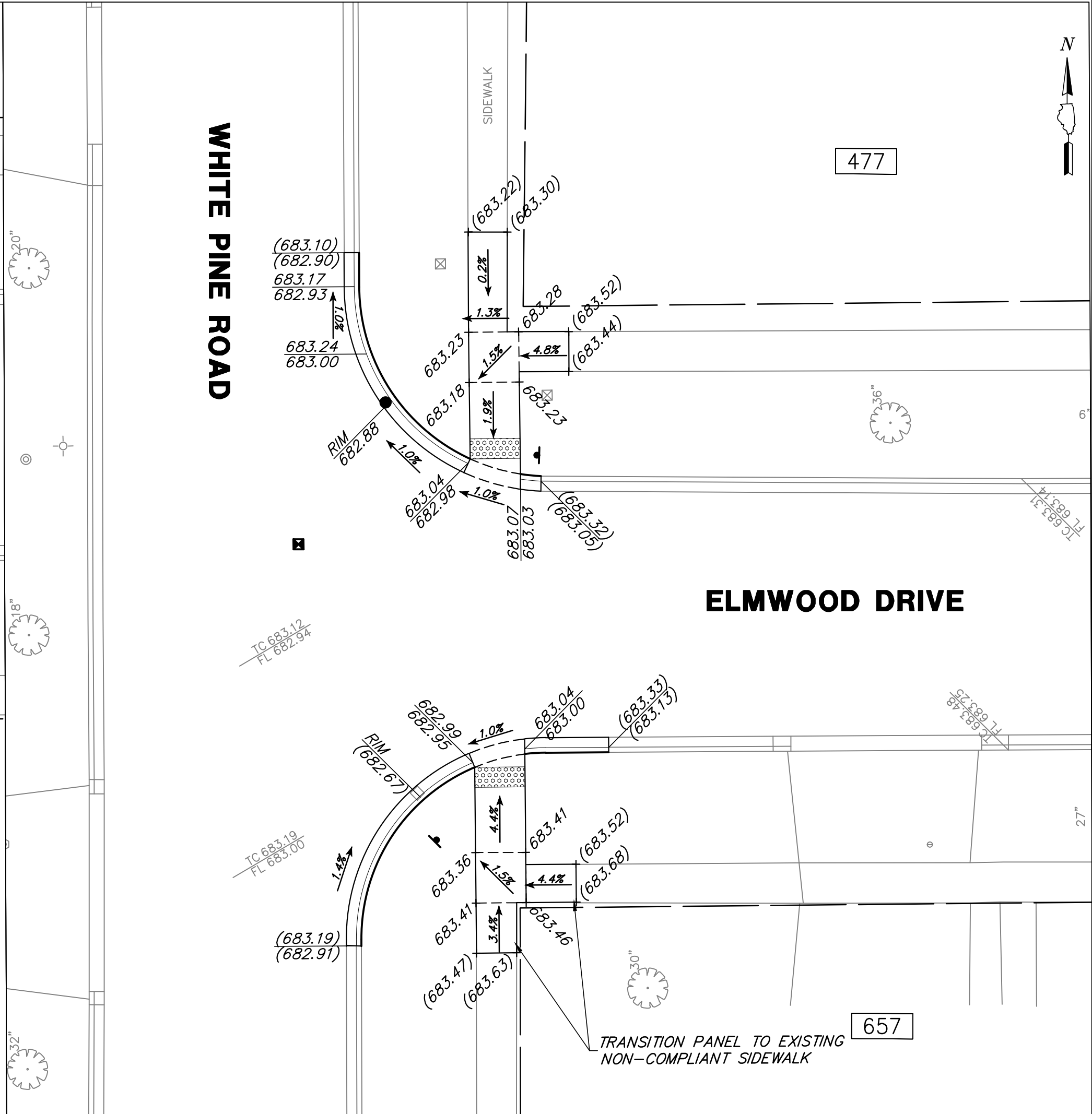
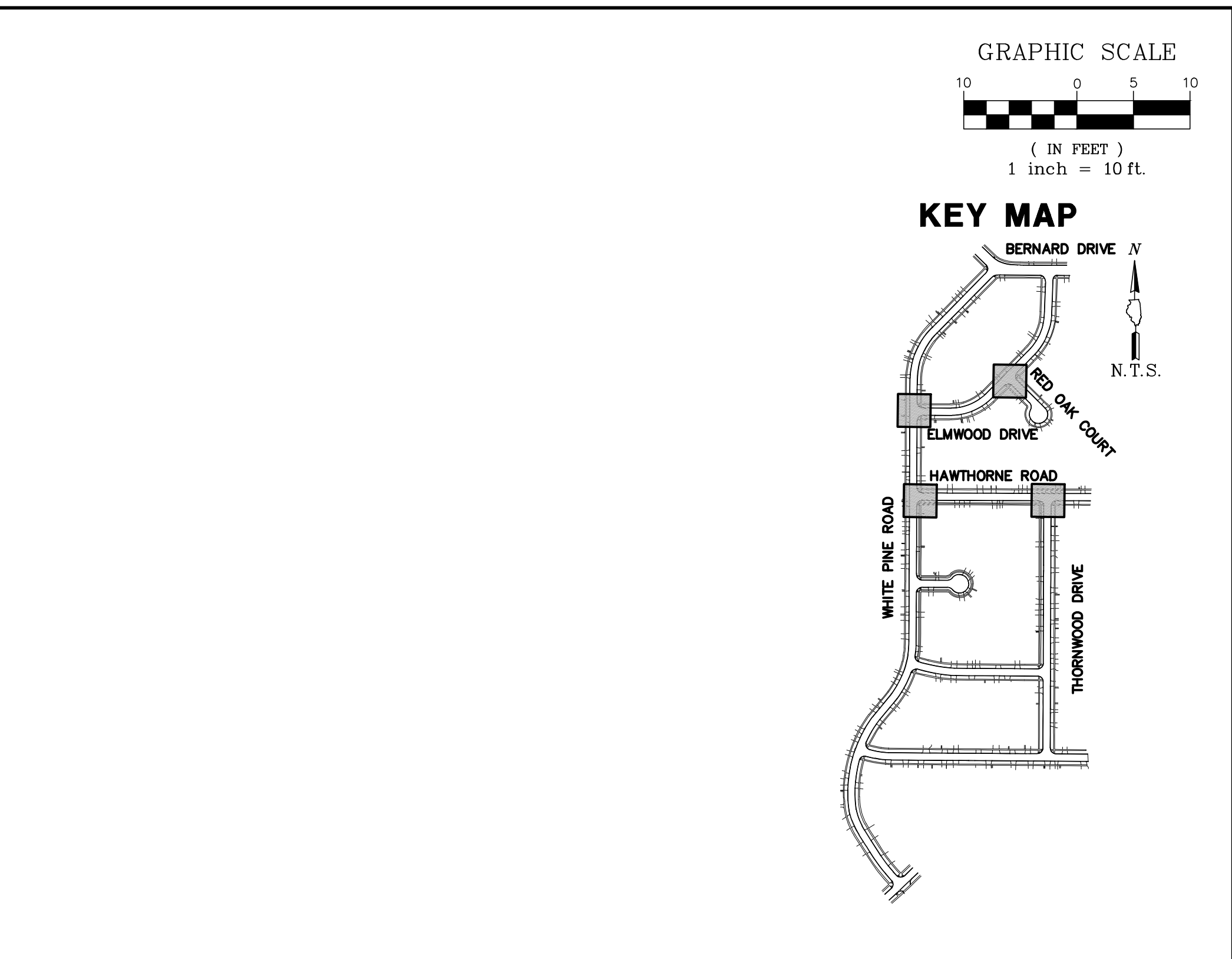
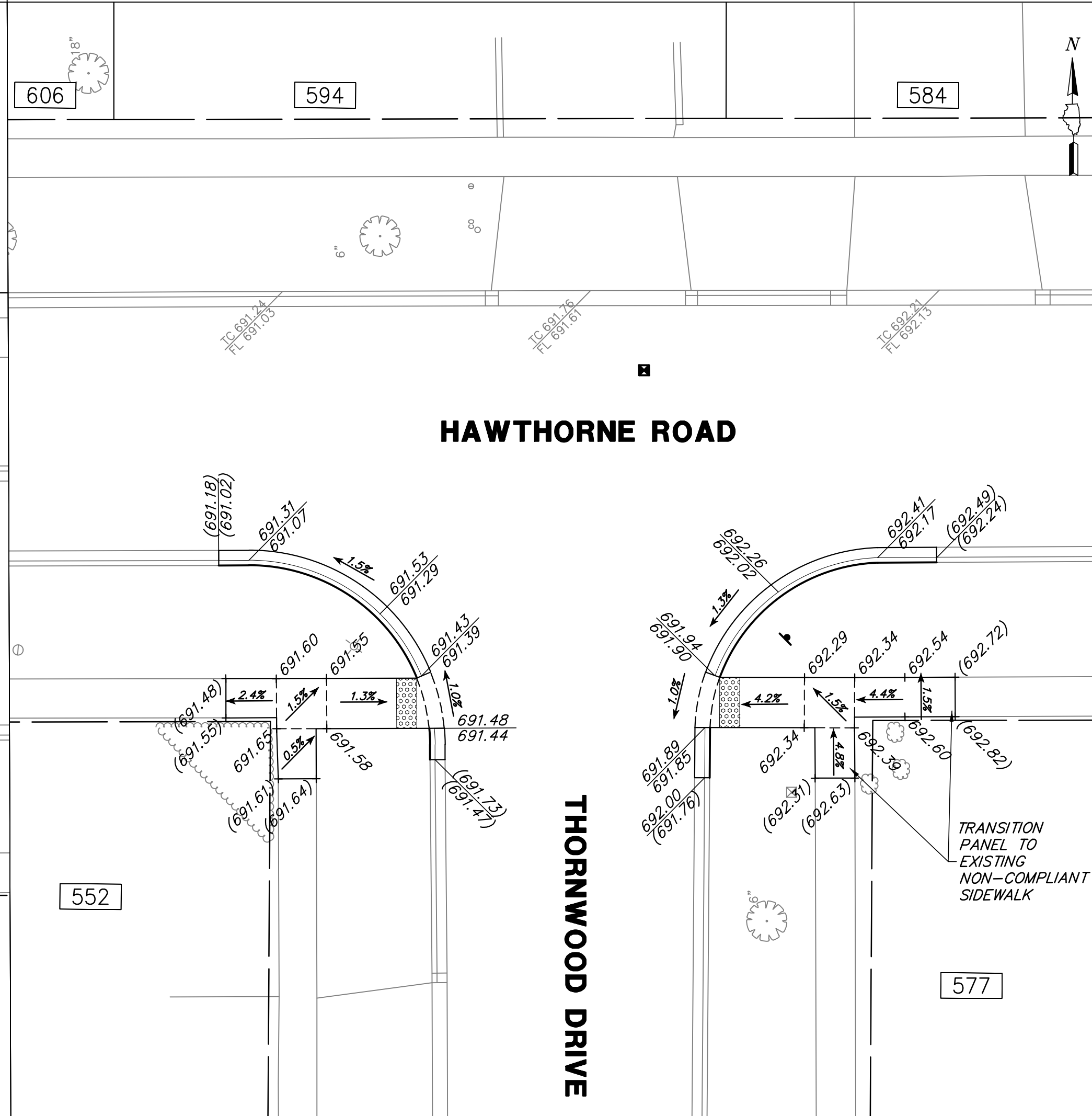
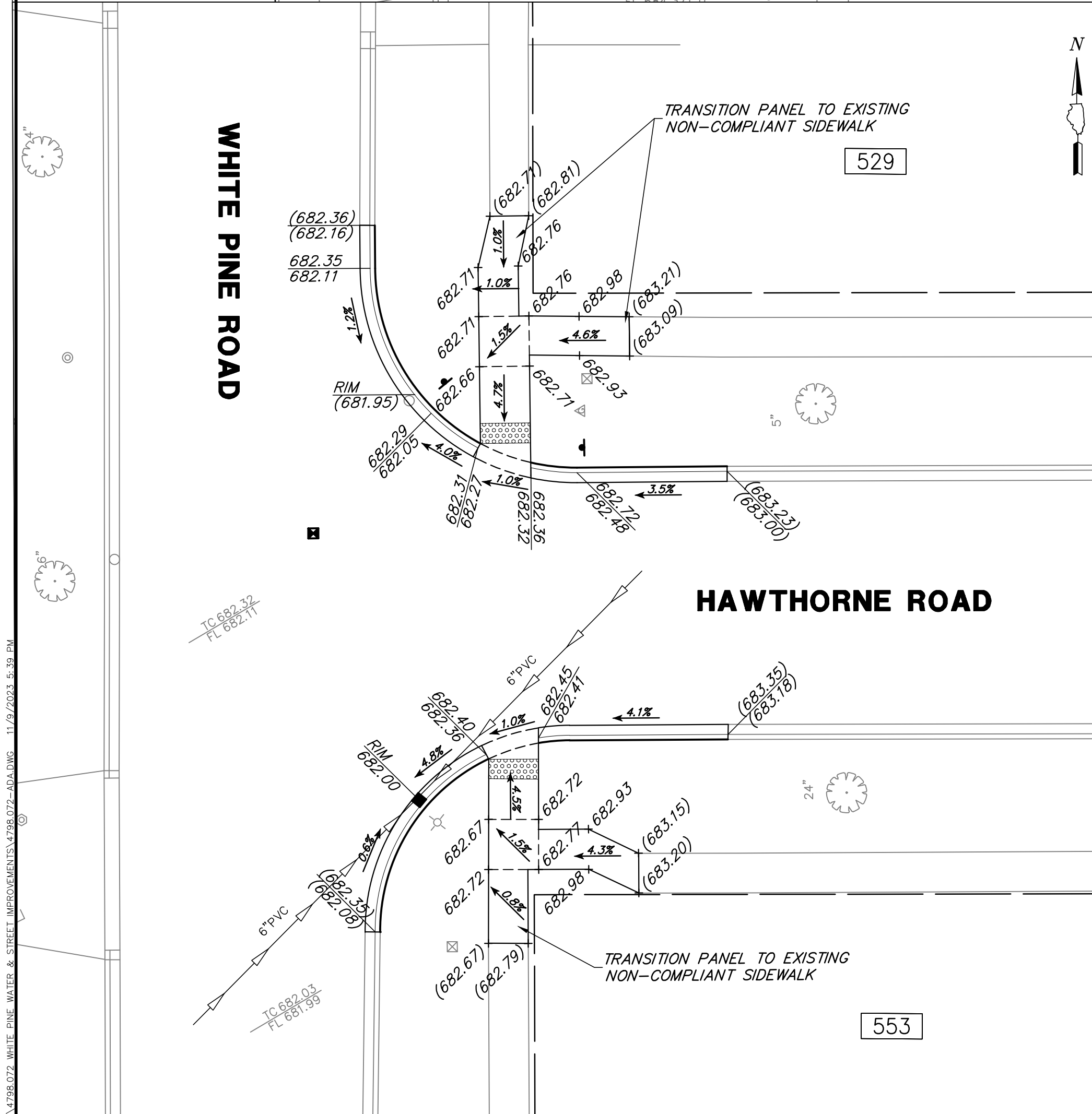
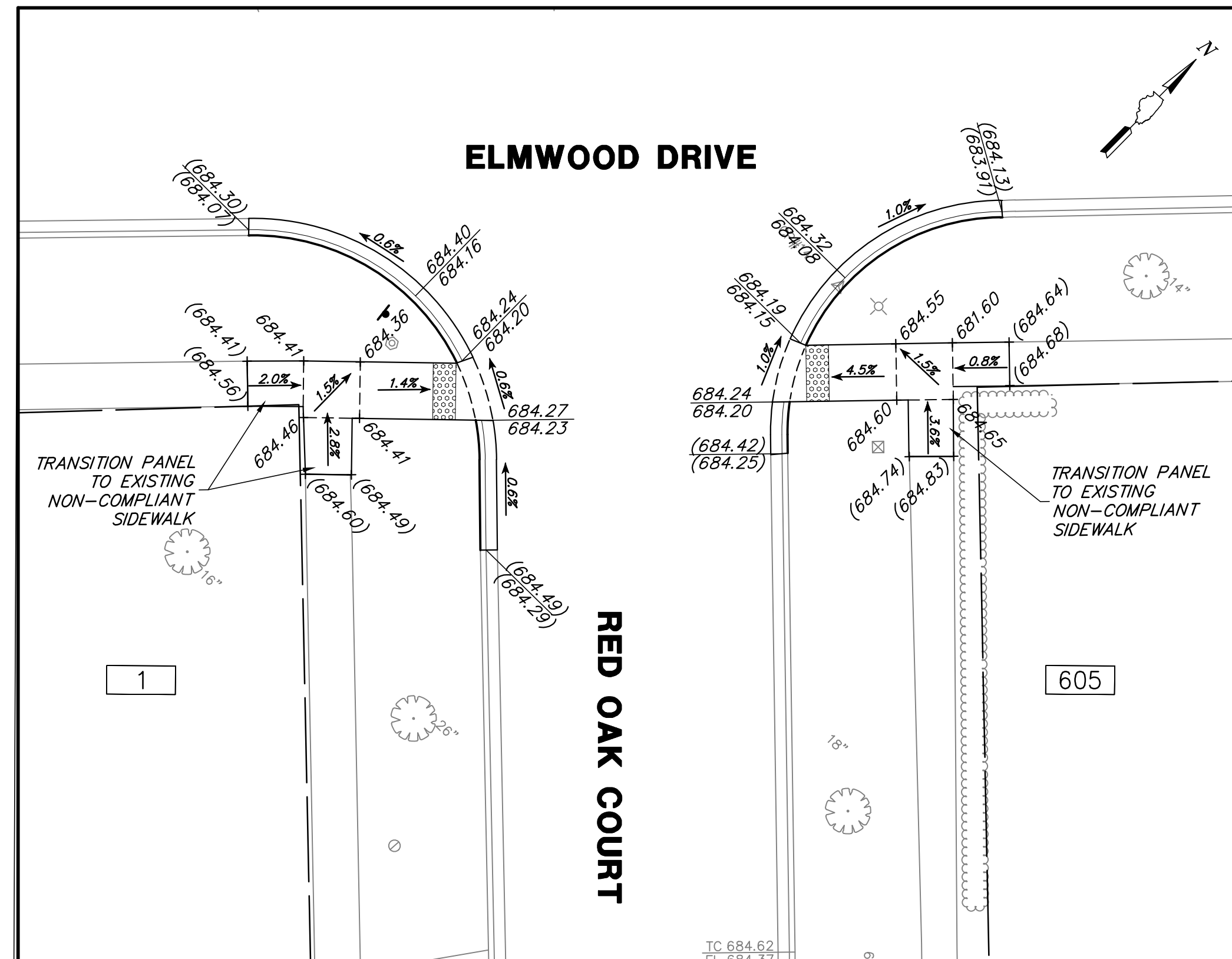
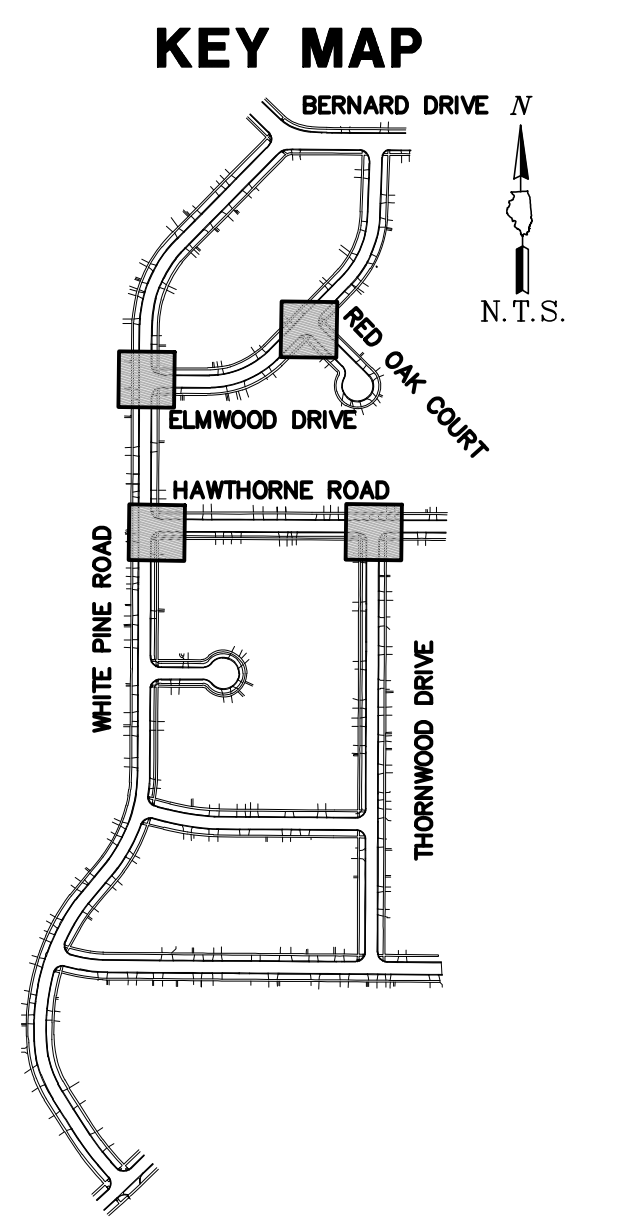
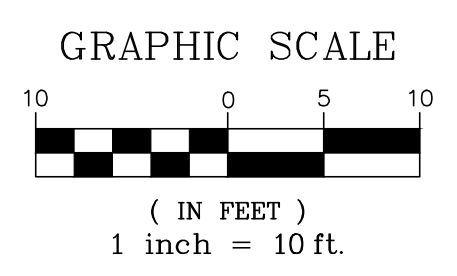
COPYRIGHT NOTICE
 This drawing is the property of Gewalt-Hamilton Assoc., Inc. and is not to be used for any purpose other than the specific project and site named herein, and cannot be reproduced in any manner without the express written permission from Gewalt-Hamilton Associates, Inc.

DETAILED ADA CROSSINGS
2024 WHITE PINE STREET AND UTILITY PROJECT
VILLAGE OF BUFFALO GROVE
BUFFALO GROVE, ILLINOIS 60089

NO.	BY	DATE	REVISION	NO.	BY	DATE	REVISION
1	SHY	11.10.2023	ADDENDUM 01				

FILE 4798.072-ADA.dwg	SHEET NUMBER:
DRAWN BY: KRM	GHA PROJECT #
DATE 11.02.23	4798.072
CHECKED BY: PCL	SCALE
DATE 11.02.23	1"=10'
	OF 19 SHEETS

14



GHA GEWALT HAMILTON ASSOCIATES, INC.
 625 Forest Edge Drive ■ Vernon Hills, IL. 60061
 TEL 847.478.9700 ■ FAX 847.478.9701

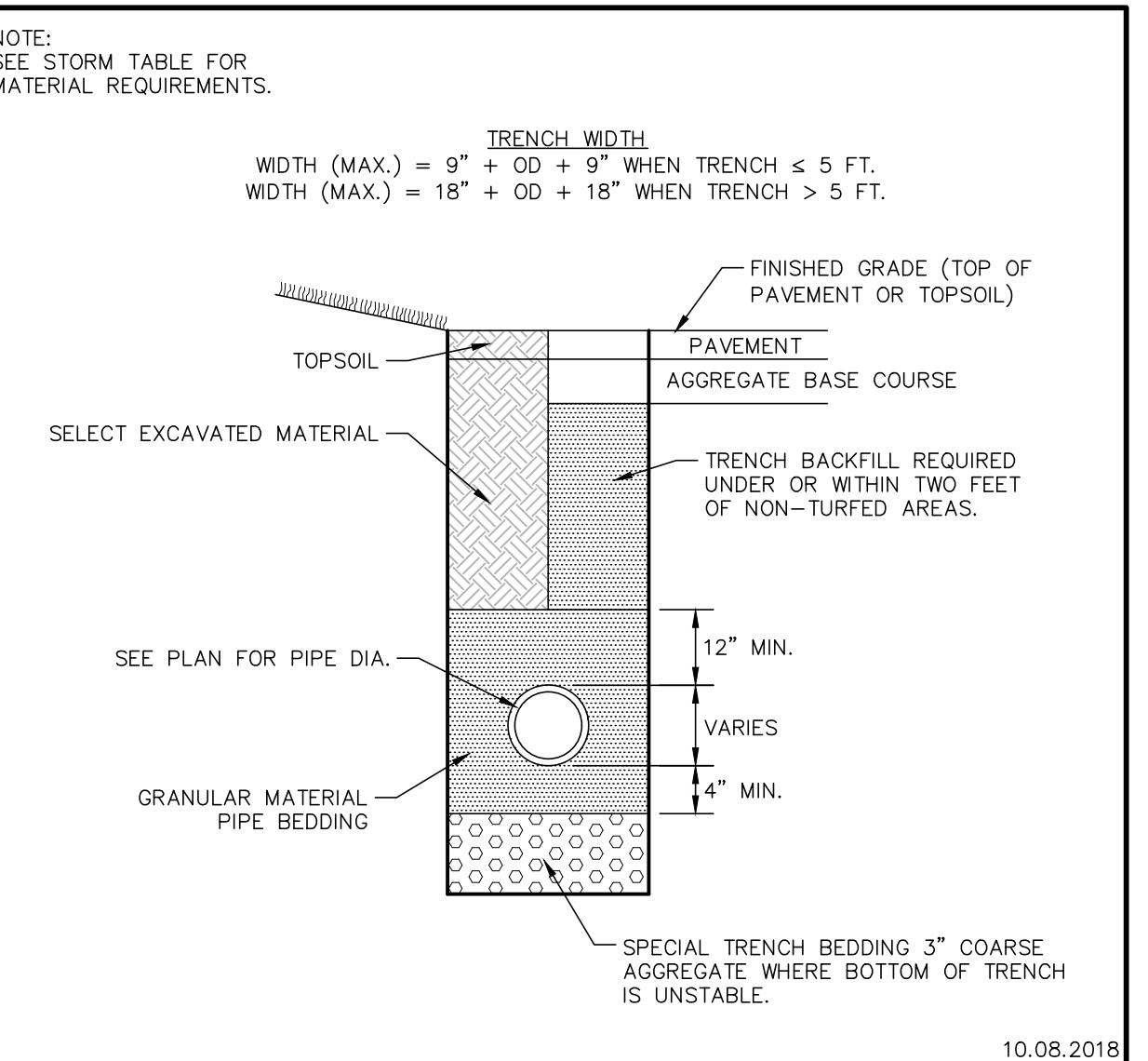
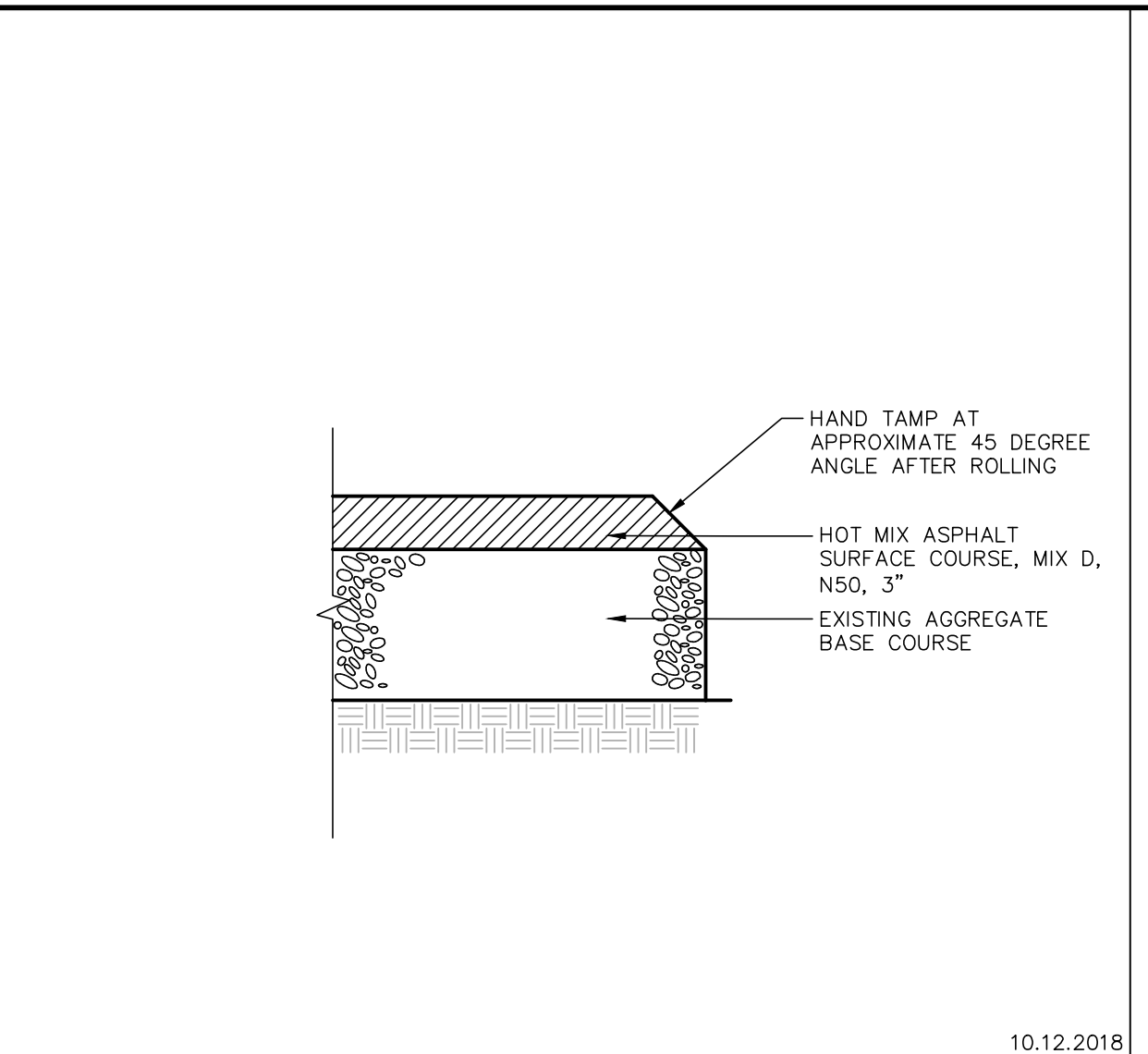
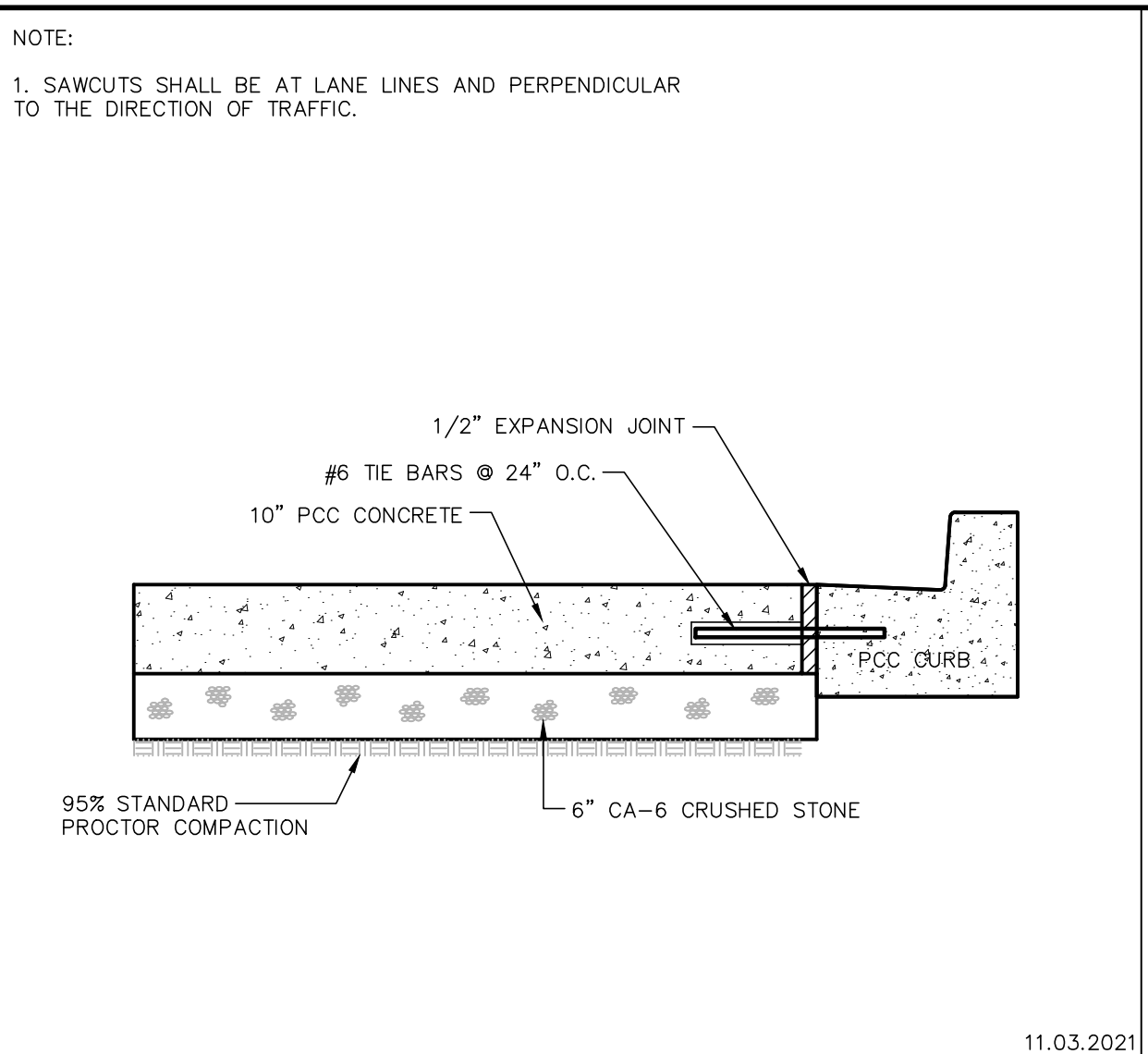
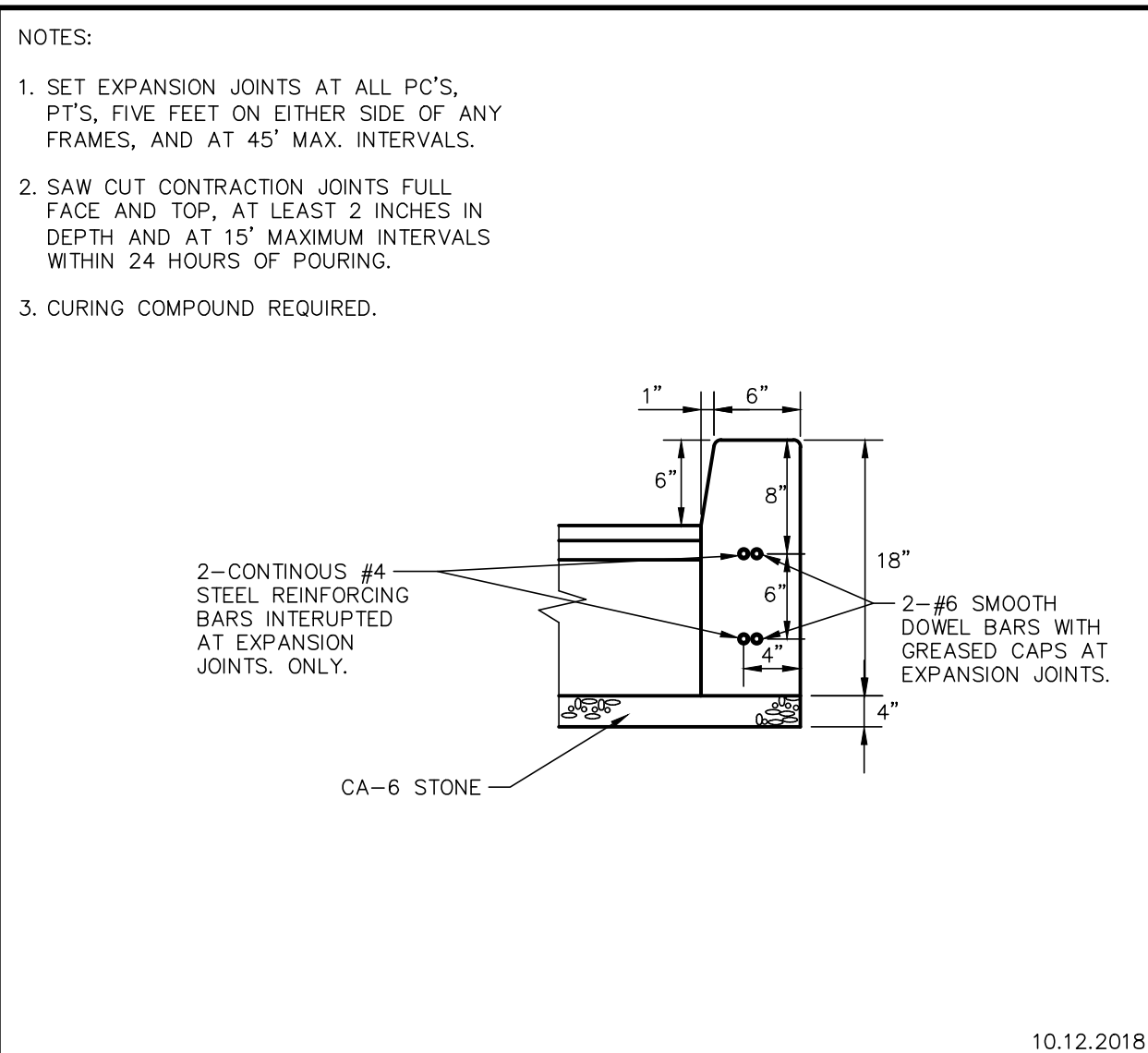
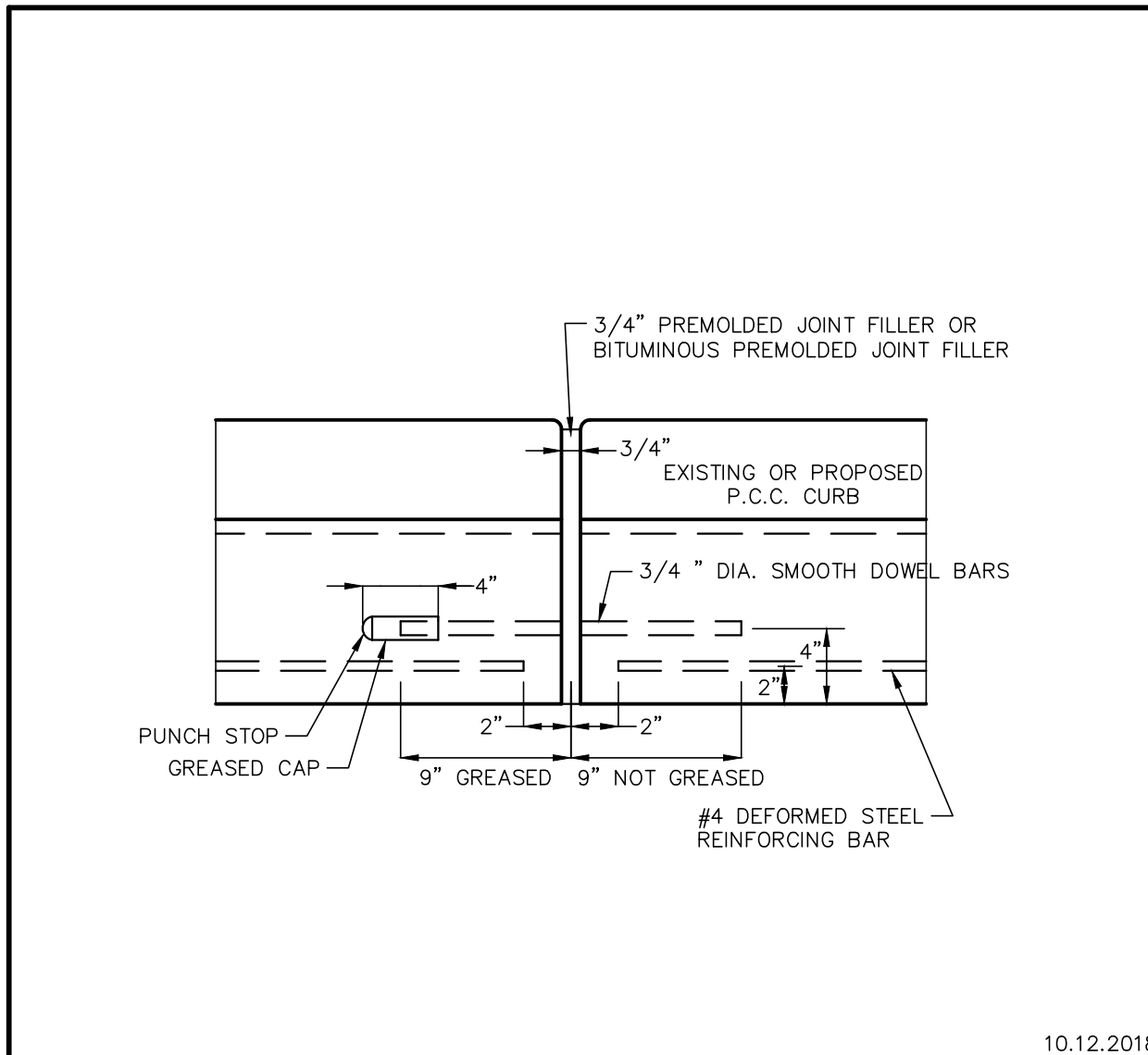
COPYRIGHT NOTICE
 This drawing is the property of Gewalt-Hamilton Assoc., Inc. and is not to be used for any purpose other than the specific project and site named herein, and cannot be reproduced in any manner without the express written permission from Gewalt-Hamilton Associates, Inc.

DETAILED ADA CROSSINGS
2024 WHITE PINE STREET AND UTILITY PROJECT
VILLAGE OF BUFFALO GROVE
BUFFALO GROVE, ILLINOIS 60089

NO.	BY	DATE	REVISION
1	SHY	11.10.2023	ADDENDUM 01

FILE 4798.072-ADA.dwg	SHEET NUMBER:
DRAWN BY: KRM	GHA PROJECT #
DATE: 11.02.23	4798.072
CHECKED BY: PCL	SCALE:
DATE: 11.02.23	1"=10'
	OF 19 SHEETS

15



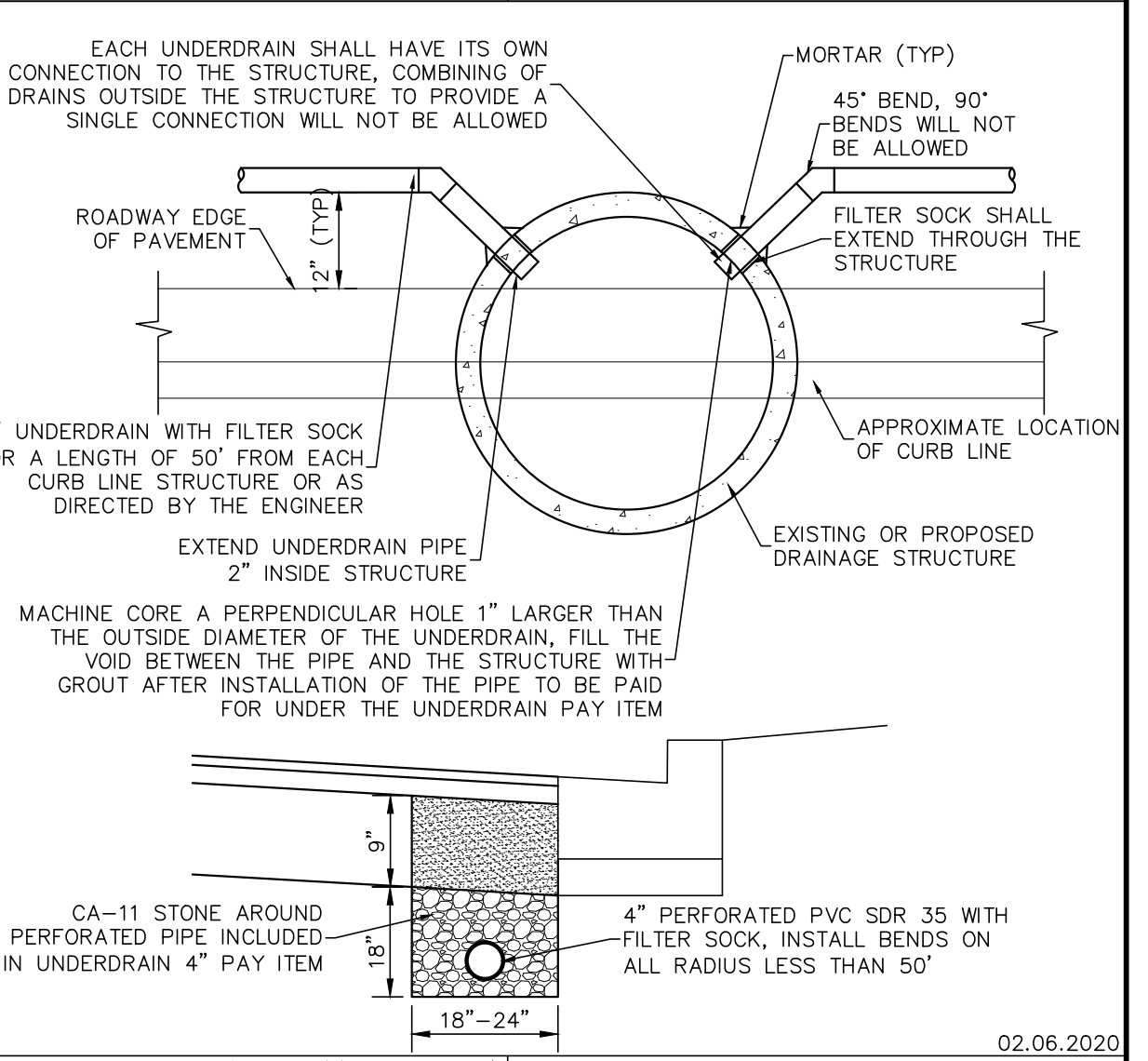
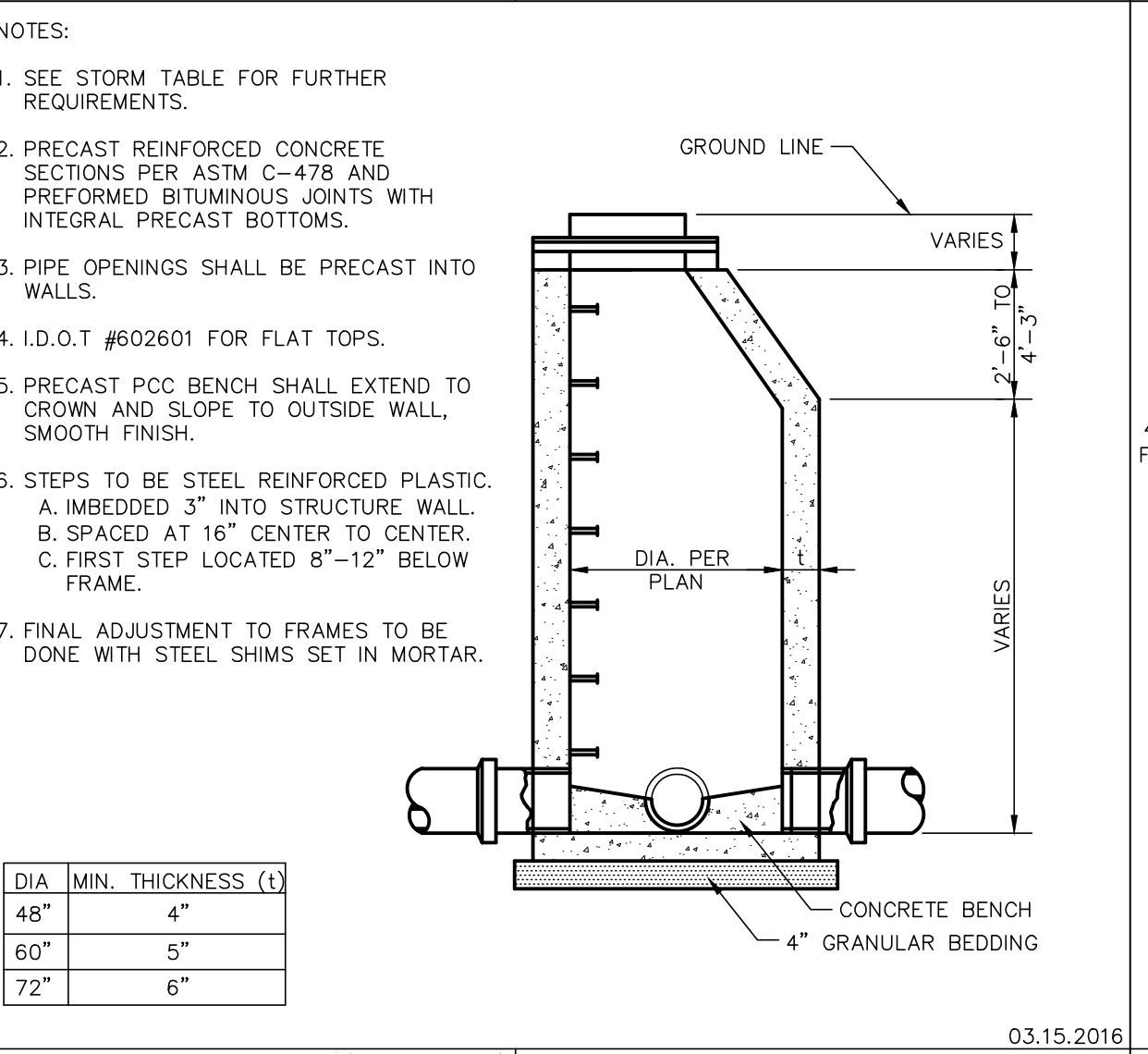
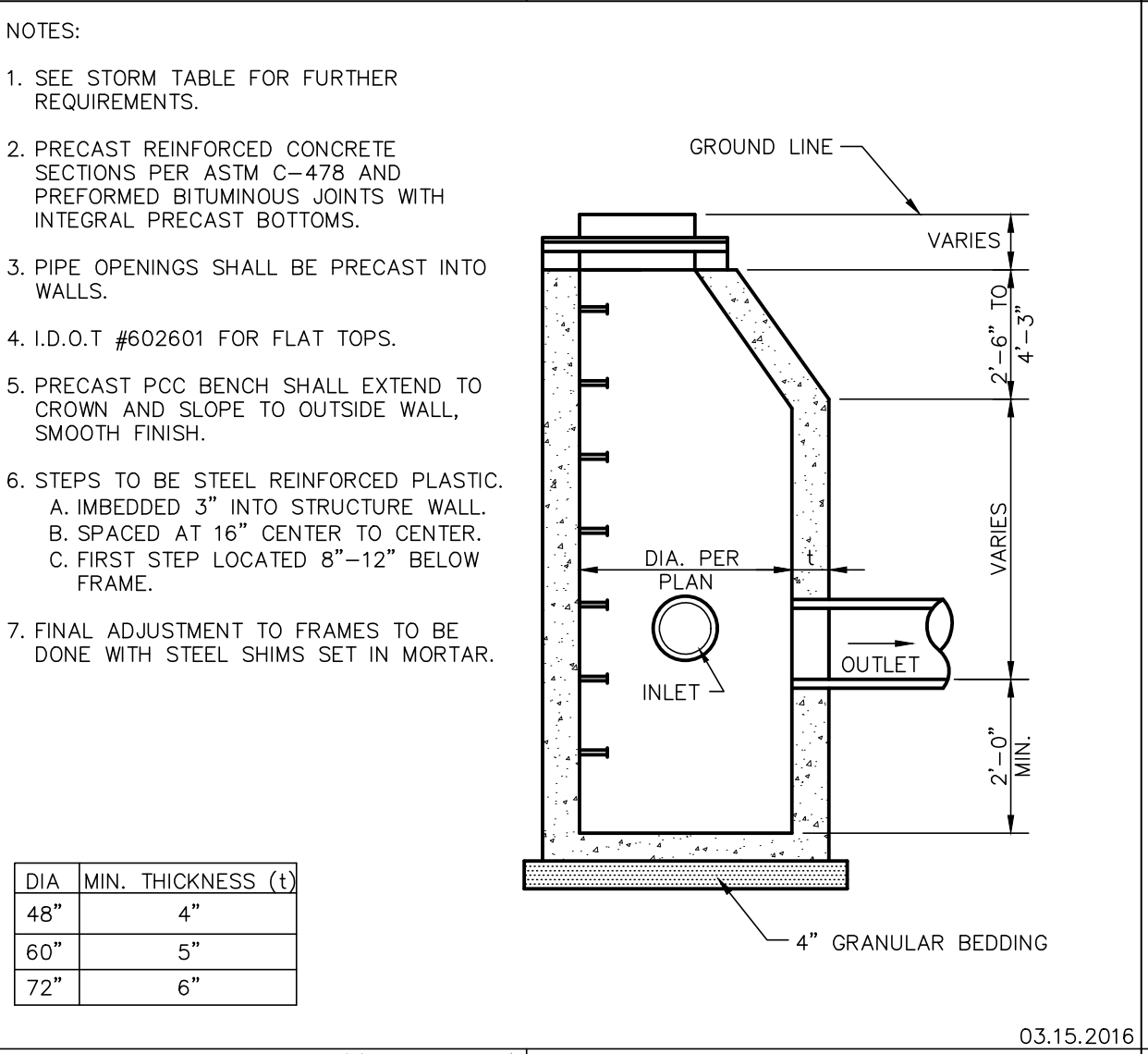
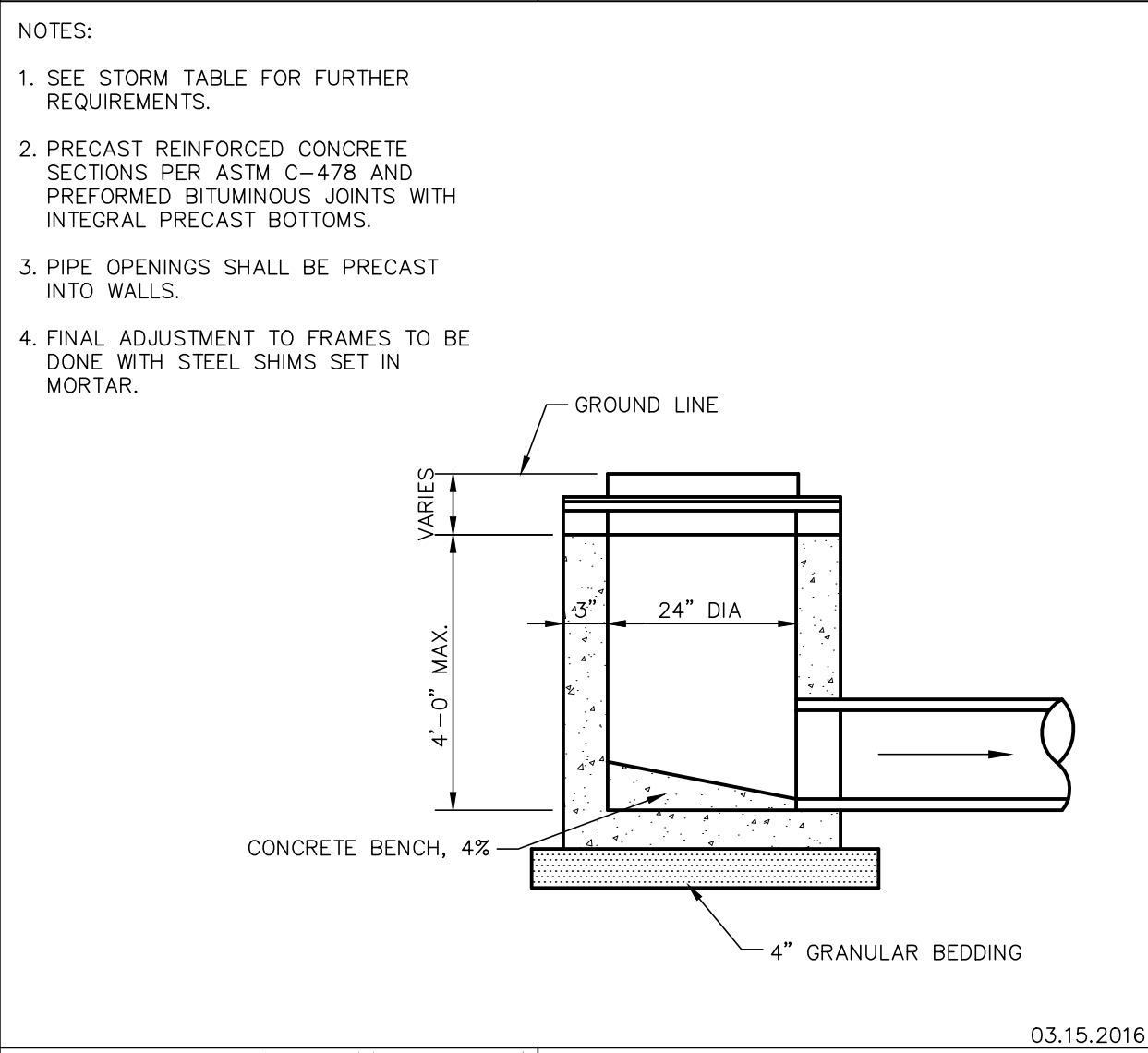
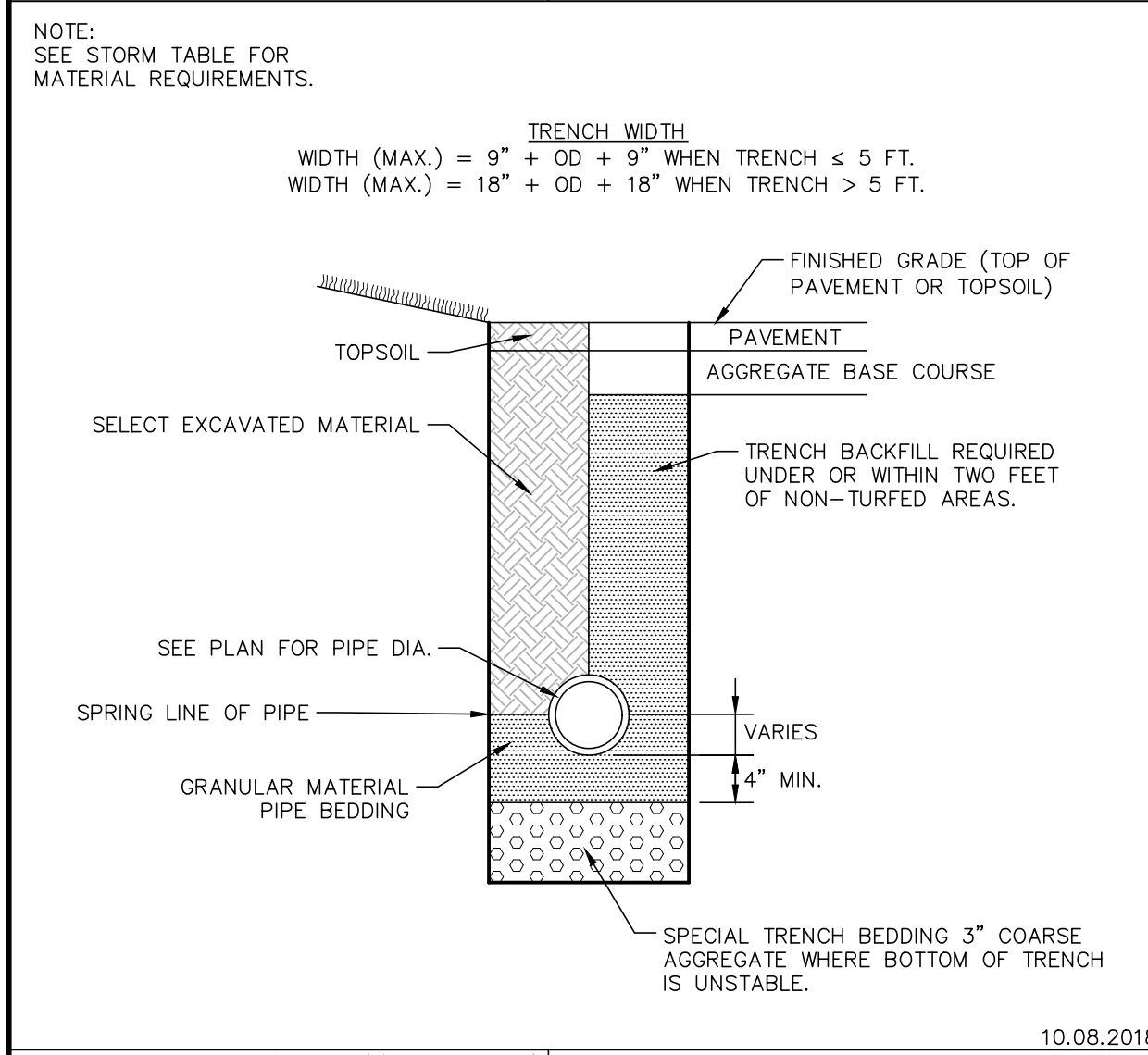
GEWALT HAMILTON ASSOCIATES, INC. EXPANSION JOINT DETAIL

GEWALT HAMILTON ASSOCIATES, INC. VERTICAL CURB

GEWALT HAMILTON ASSOCIATES, INC. PCC PAVEMENT DETAIL

GEWALT HAMILTON ASSOCIATES, INC. HMA DRIVEWAY PAVEMENT DETAIL

GEWALT HAMILTON ASSOCIATES, INC. STORM TRENCH DETAIL FLEXIBLE PIPE INSTALLATION



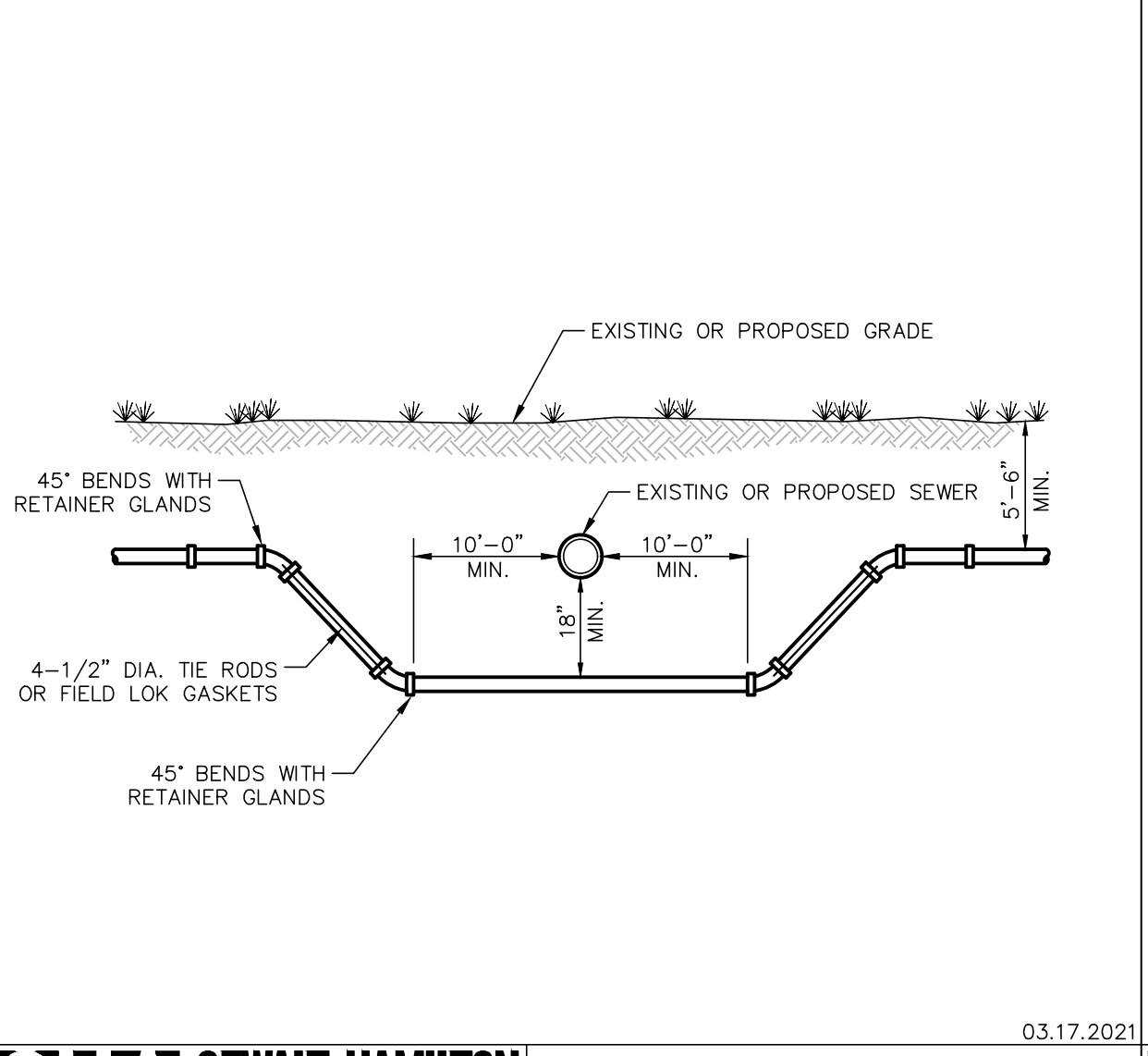
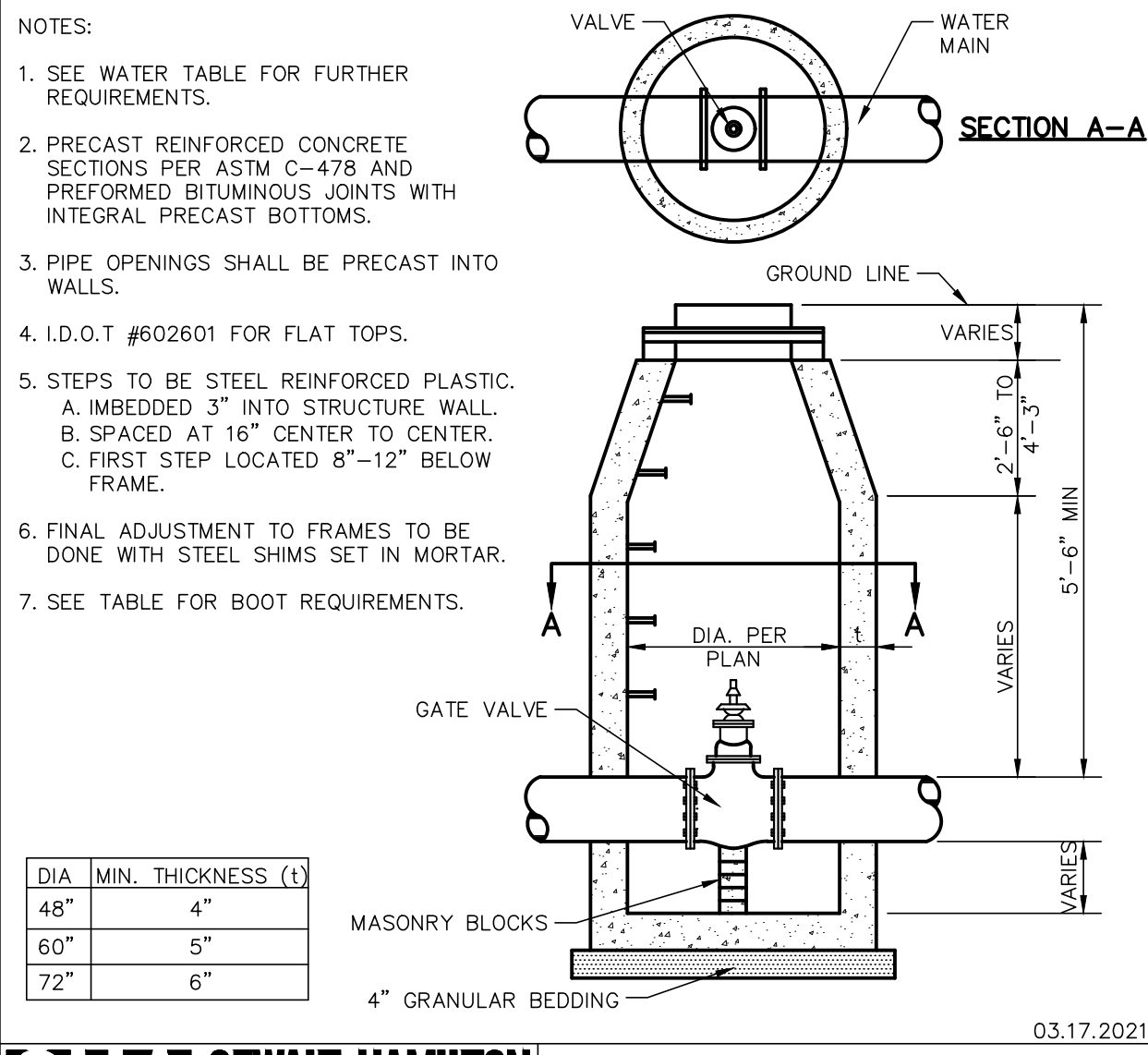
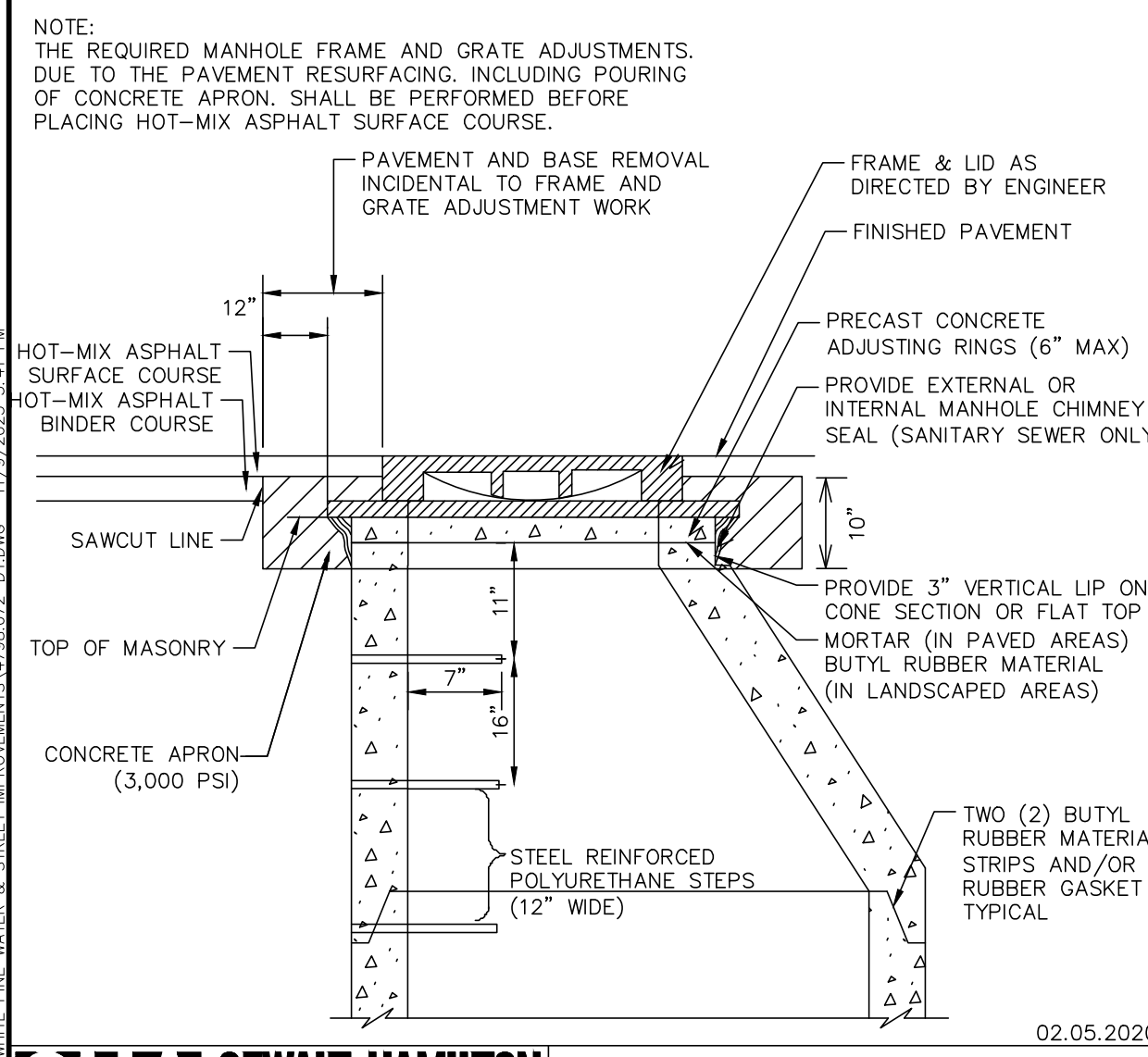
GEWALT HAMILTON ASSOCIATES, INC. STORM TRENCH DETAIL RIGID PIPE INSTALLATION

GEWALT HAMILTON ASSOCIATES, INC. INLET TYPE A

GEWALT HAMILTON ASSOCIATES, INC. CATCH BASIN TYPE A

GEWALT HAMILTON ASSOCIATES, INC. STORM MANHOLE TYPE A

GEWALT HAMILTON ASSOCIATES, INC. UNDERDRAIN IN FRONT OF CURB INSTALLATION



VERTICAL SEPARATION REQUIREMENTS

CROSSING	REQUIRED VERTICAL SEPARATION	ADDITIONAL REQUIREMENTS (SELECT ONE)
WATER OVER SEWER	WATER INVERT 18" ABOVE CROWN OF SEWER.	VERTICAL SEPARATION < 18" 1. WATER OR SEWER TO BE ENCASED FOR A MINIMUM DISTANCE OF 10' FROM THE EDGE OF PIPE, ON EITHER SIDE, PERPENDICULAR TO THE CROSSING. 2. SEWER TO BE WATERMAIN CLASS PIPE FOR A DISTANCE OF 10' FROM THE EDGE OF PIPE ON EITHER SIDE PERPENDICULAR TO THE CROSSING.
SEWER OVER WATER	SEWER INVERT 18" ABOVE CROWN OF WATER.	VERTICAL SEPARATION < 18" (NEVER ALLOWED) 1. WATER OR SEWER TO BE ENCASED FOR A MINIMUM DISTANCE OF 10' FROM THE EDGE OF PIPE ON EITHER SIDE PERPENDICULAR TO THE CROSSING. 2. SEWER TO BE WATERMAIN CLASS PIPE FOR A DISTANCE OF 10' FROM THE EDGE OF PIPE ON EITHER SIDE PERPENDICULAR TO THE CROSSING.

HORIZONTAL SEPARATION REQUIREMENTS

REQUIRED HORIZONTAL SEPARATION	ADDITIONAL REQUIREMENTS
10' OF LATERAL SEPARATION FROM EDGE OF PIPE TO EDGE OF PIPE.	HORIZONTAL SEPARATION < 10' 1. WATER INVERT 18" ABOVE CROWN OF SEWER. HORIZONTAL SEPARATION < 10' & VERTICAL SEPARATION < 18" 2. SEWER CONSTRUCTED WITH WATERMAIN CLASS PIPE (SEE VERTICAL SEPARATION REQUIREMENTS) AND PRESSURE TESTED TO THE MAXIMUM EXPECTED SURCHARGE PRIOR TO BACKFILLING.

RESTRAINED LENGTH TABLE

TYPE OF FITTING	RESTRAINED LENGTH (EACH WAY)
TEE AND PLUG	LENGTH OF TEE
90° BEND	18'-0"
45° BEND	8'-0"
22 1/2° BEND	4'-0"
11 1/4° BEND	2'-0"

LOCKING GASKET LENGTH TABLE

TYPE OF BEND/FITTING	DISTANCE FROM BEND/FITTING (EACH WAY)
45° HORIZONTAL BEND	15'-0"
22.5° HORIZONTAL BEND	10'-0"
45° VERTICAL OFFSET	25'-0"
TEES	PROVIDE THRUST BLOCK
PRESSURE CONNECTION	PROVIDE THRUST BLOCK
END CAPS	PROVIDE THRUST BLOCK

GEWALT HAMILTON ASSOCIATES, INC. STRUCTURE FRAME & GRATE ADJUSTMENT DETAIL

GEWALT HAMILTON ASSOCIATES, INC. VALVE VAULT

GEWALT HAMILTON ASSOCIATES, INC. HORIZONTAL WATER MAIN SEPARATION

GEWALT HAMILTON ASSOCIATES, INC. WATER MAIN INSTALLATION AND SEPARATION REQUIREMENTS

GEWALT HAMILTON ASSOCIATES, INC.

625 Forest Edge Drive ■ Vernon Hills, IL. 60061
TEL 847.478.9700 ■ FAX 847.478.9701

DETAILS

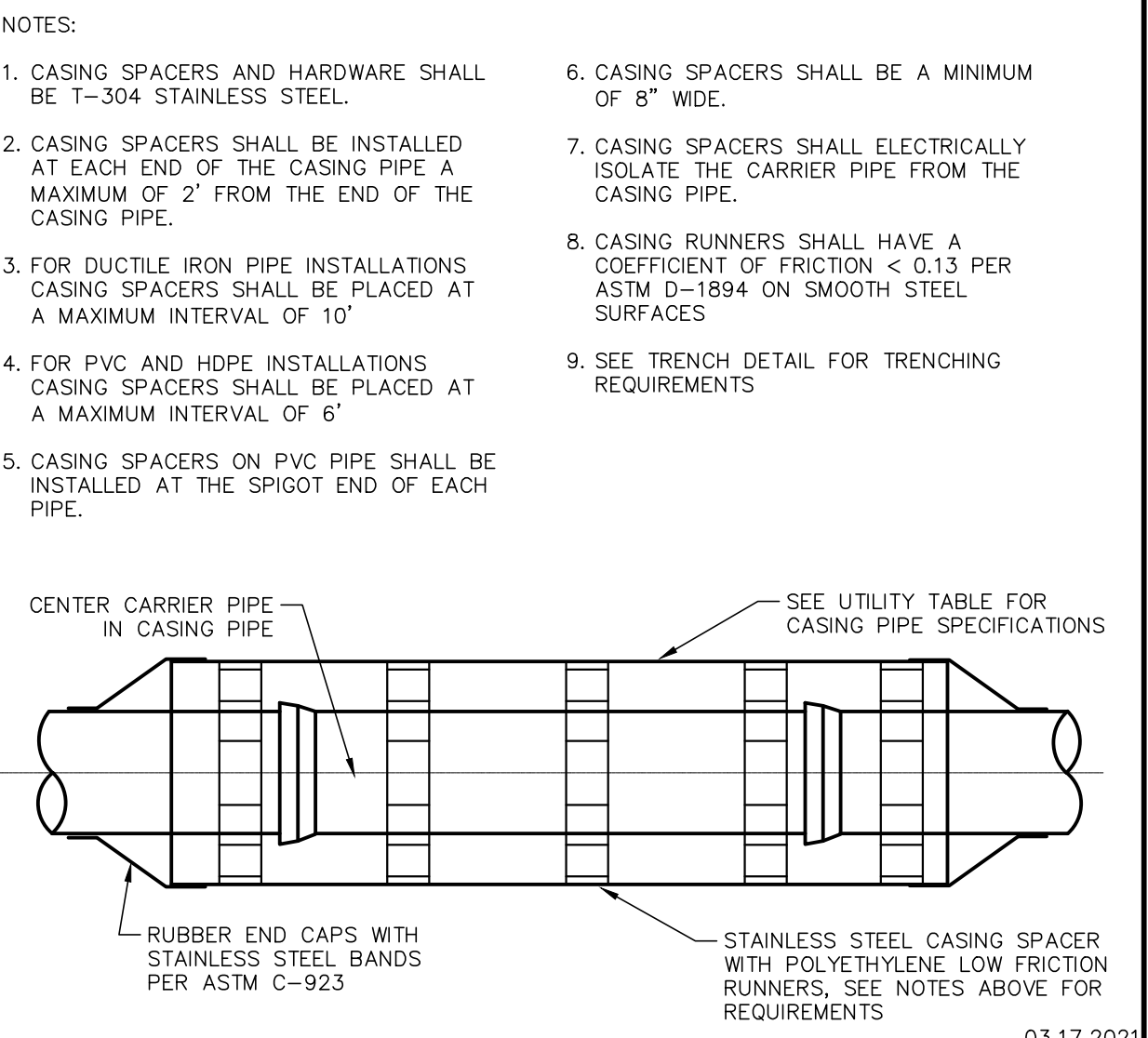
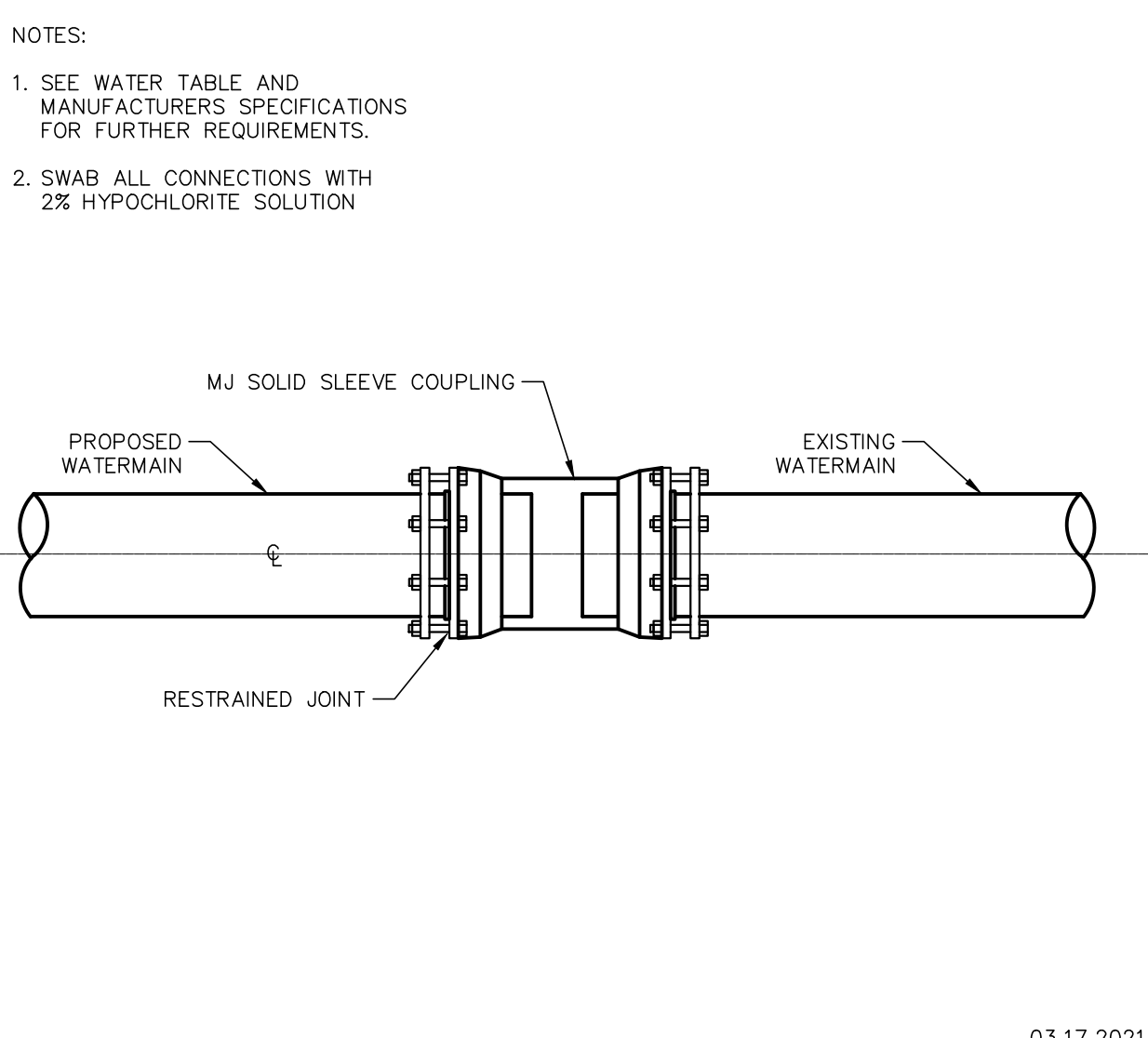
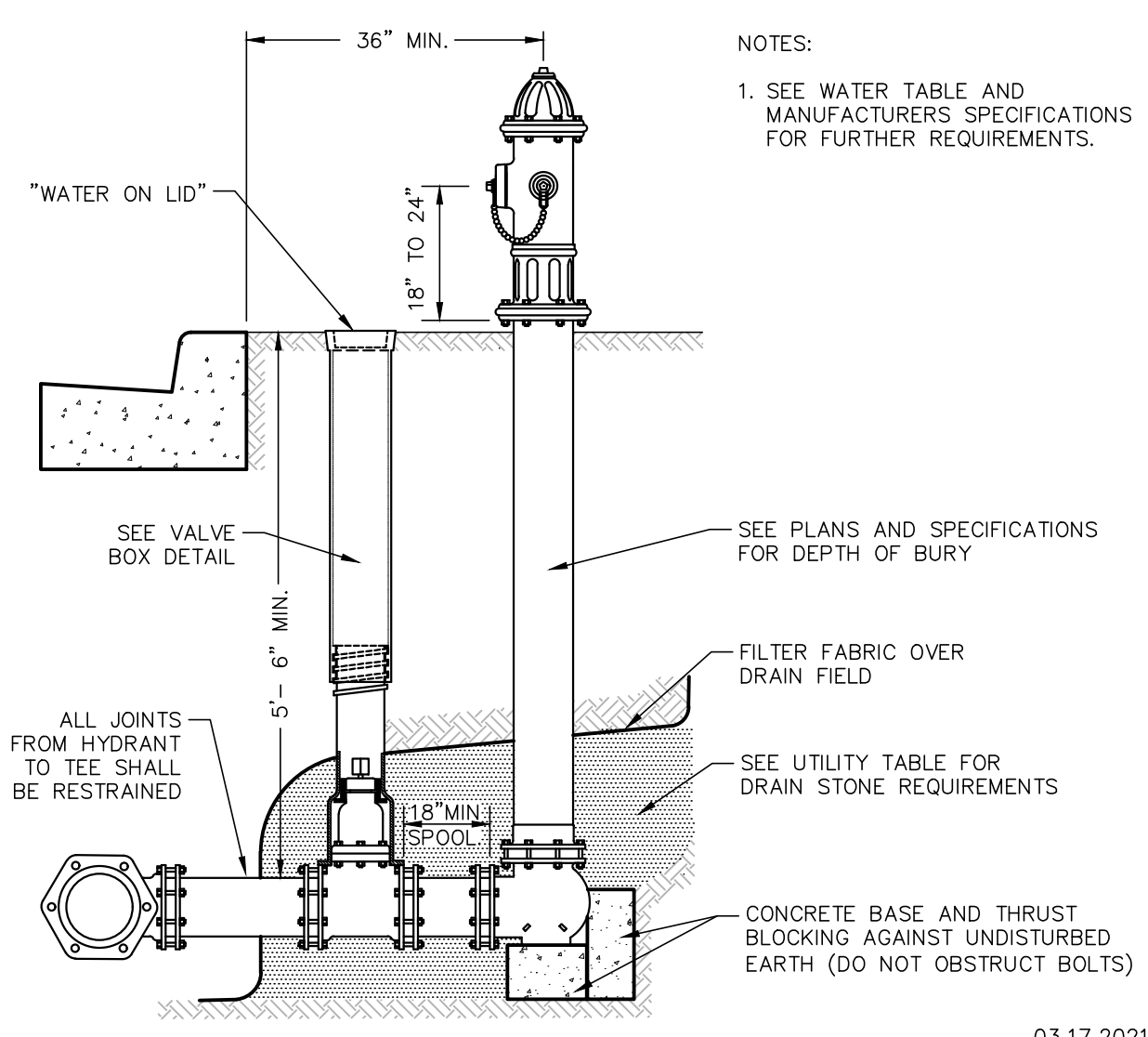
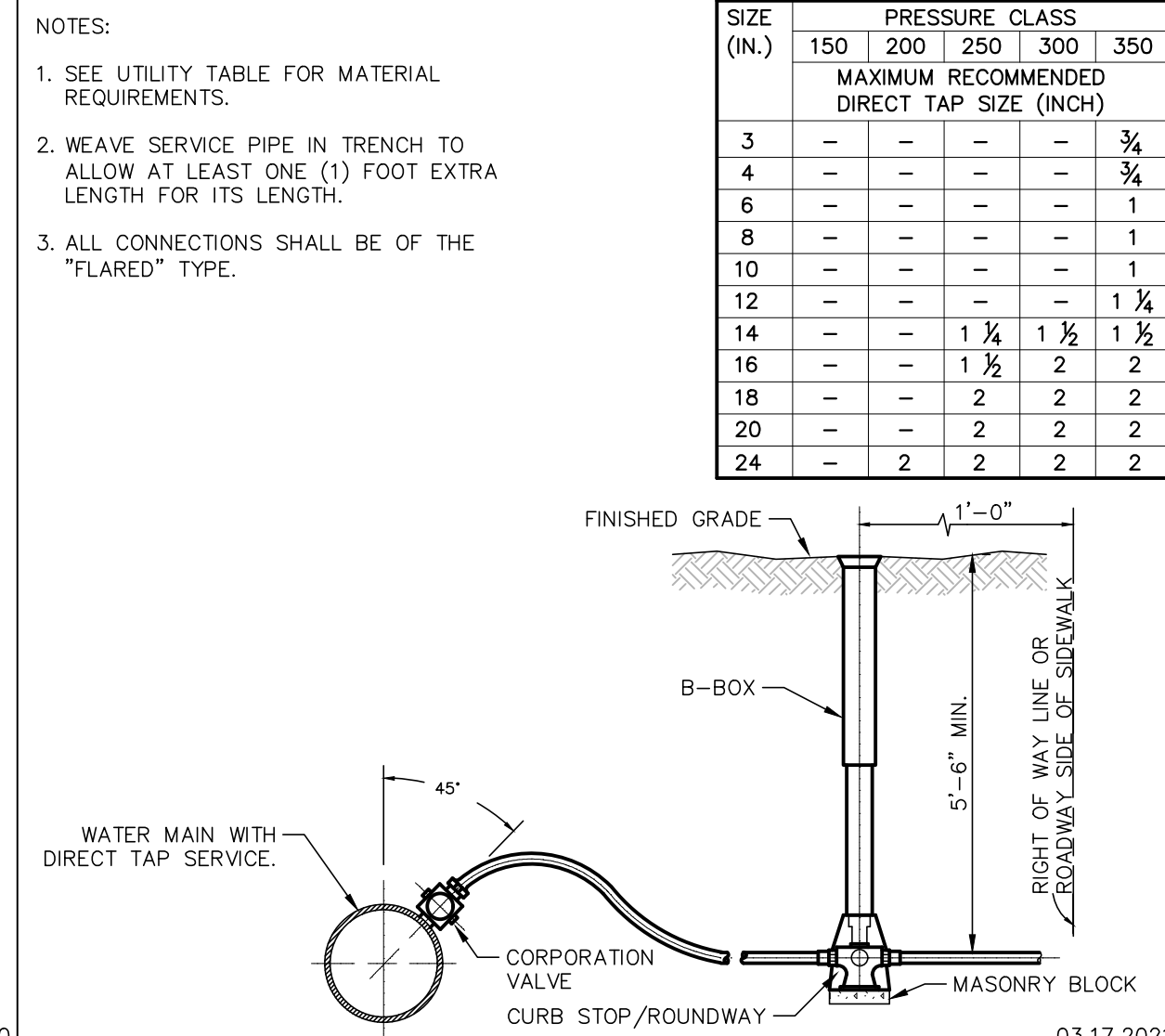
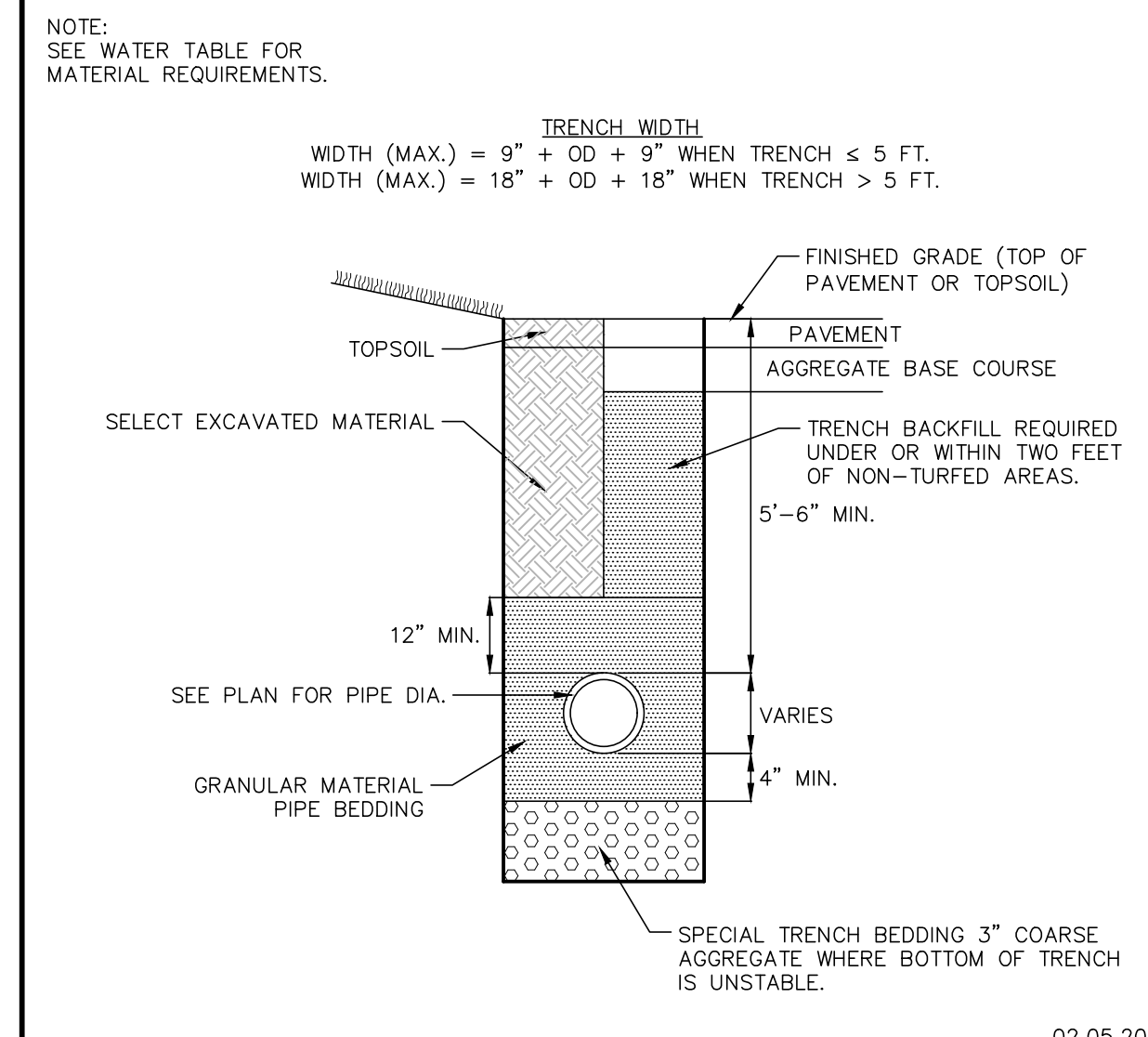
2024 WHITE PINE STREET AND UTILITY PROJECT
VILLAGE OF BUFFALO GROVE
BUFFALO GROVE, ILLINOIS 60089

1 SHY 11.10.2023 ADDENDUM 01

NO.	BY	DATE	REVISION	NO.	BY	DATE	REVISION
1	SHY	11.10.2023	ADDENDUM 01				

FILE: 4798.072-DT.dwg
DRAWN BY: KRM
DATE: 11.02.2023
GHA PROJECT #: 4798.072
CHECKED BY: PCL
DATE: 11.02.2023
SCALE: N.T.S.

SHEET NUMBER: **16**
OF 19 SHEETS



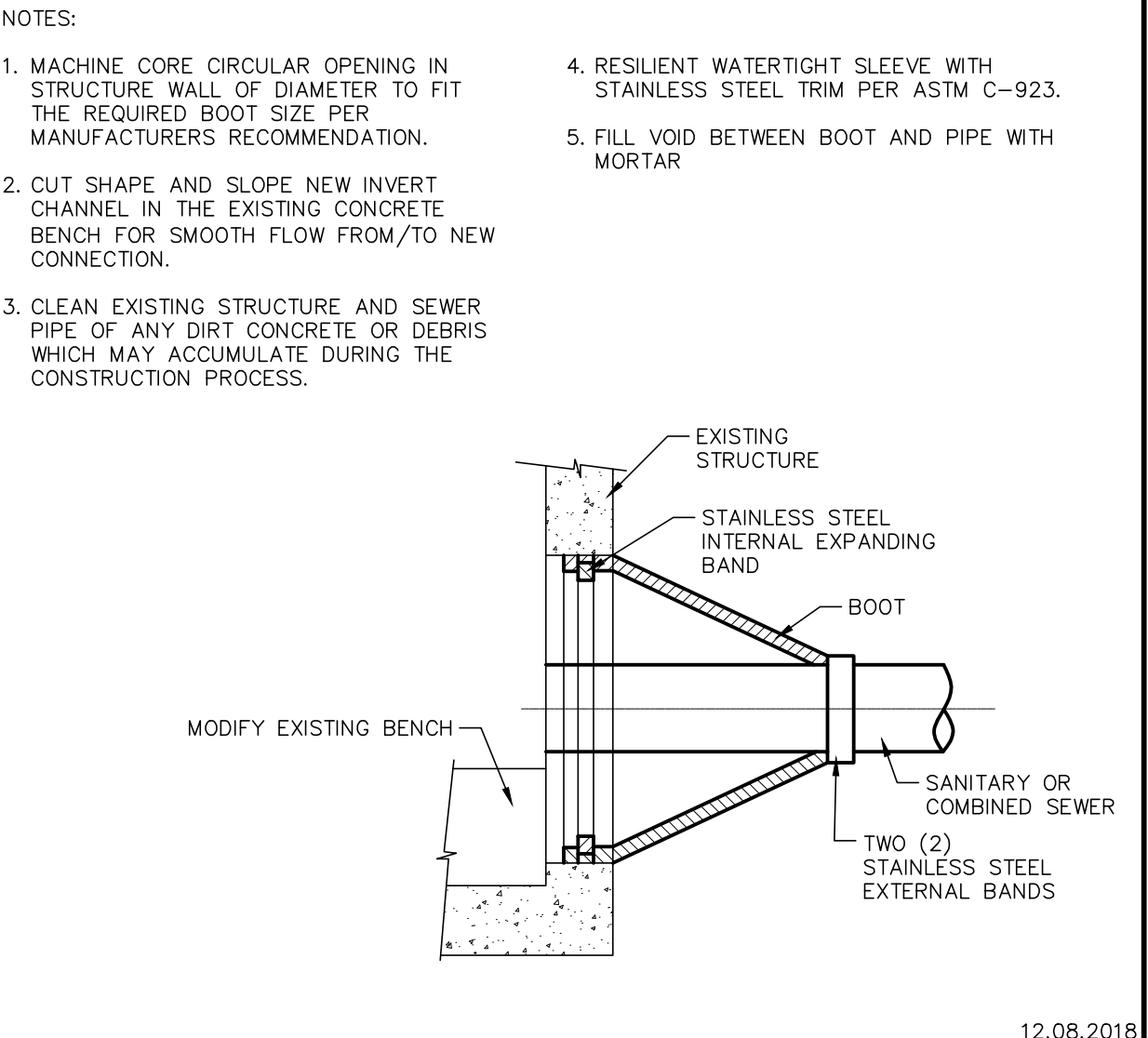
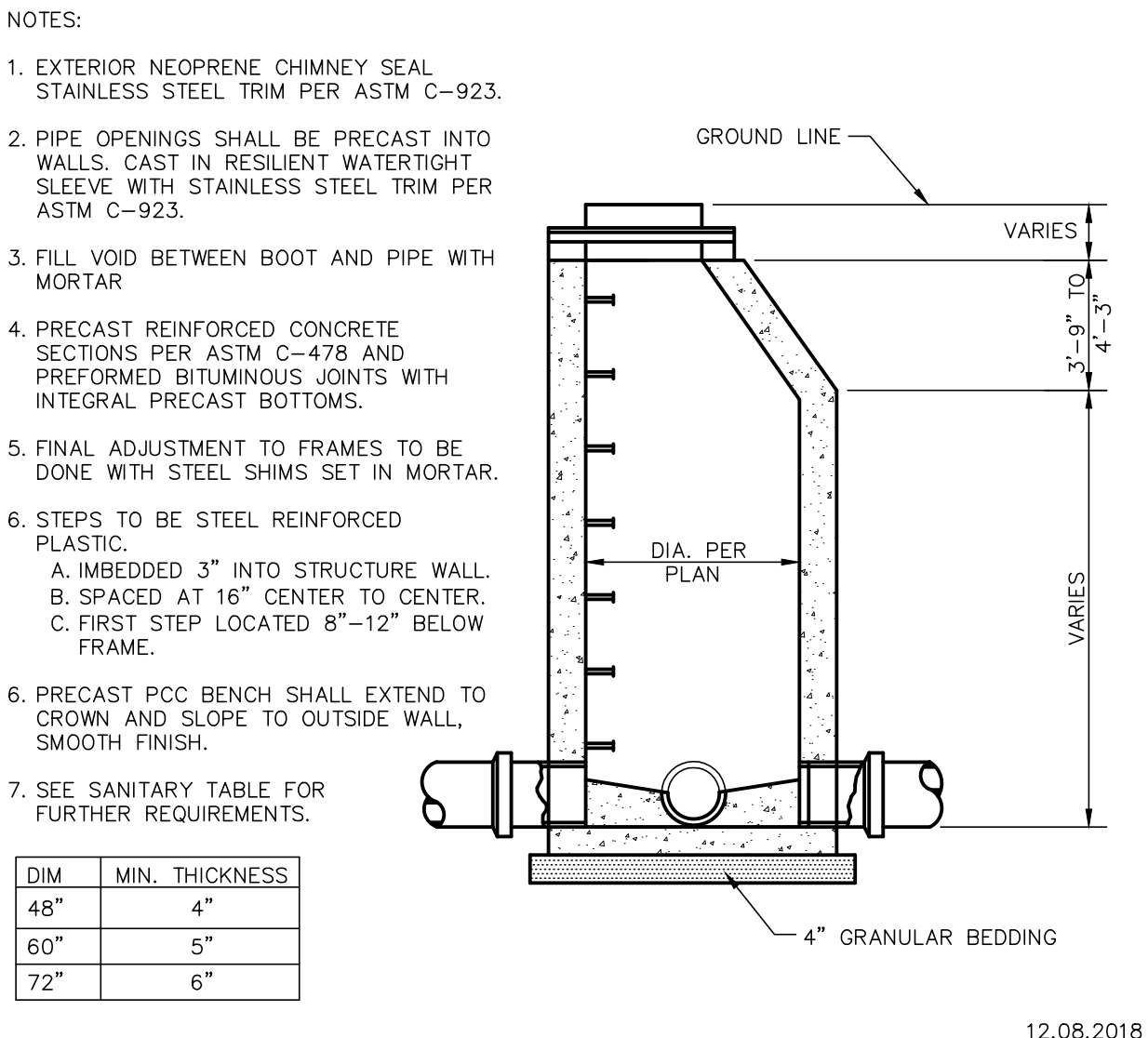
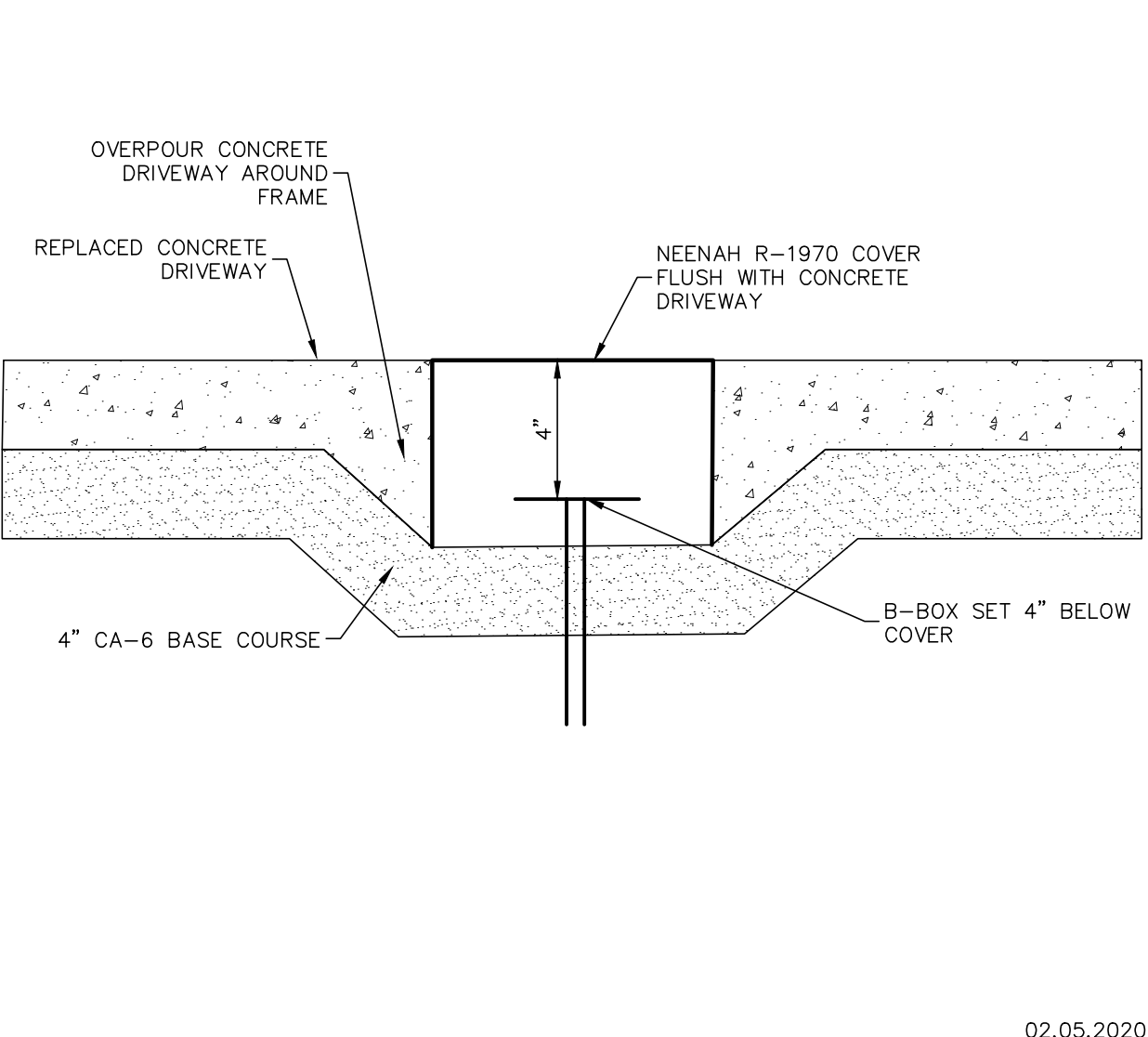
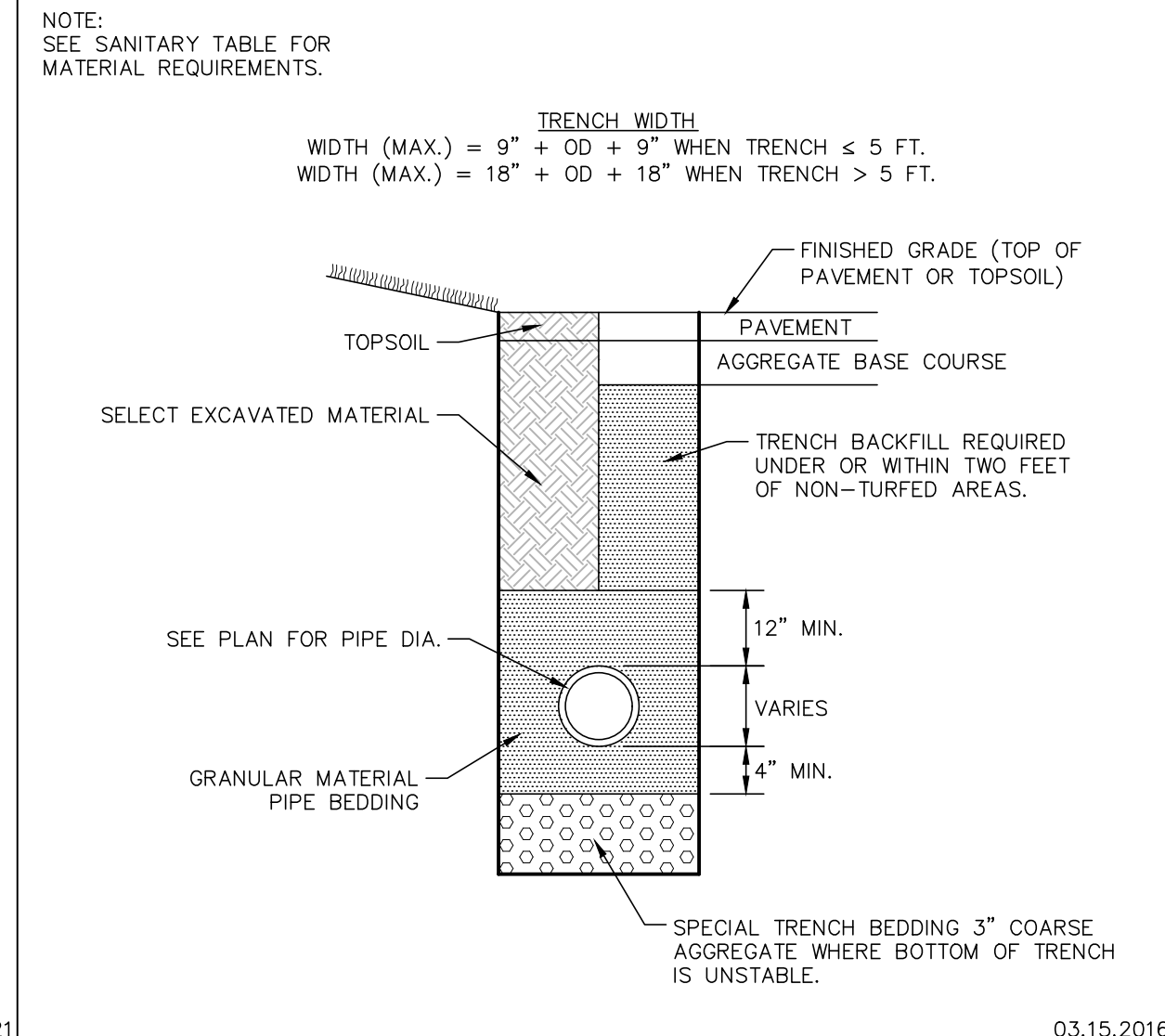
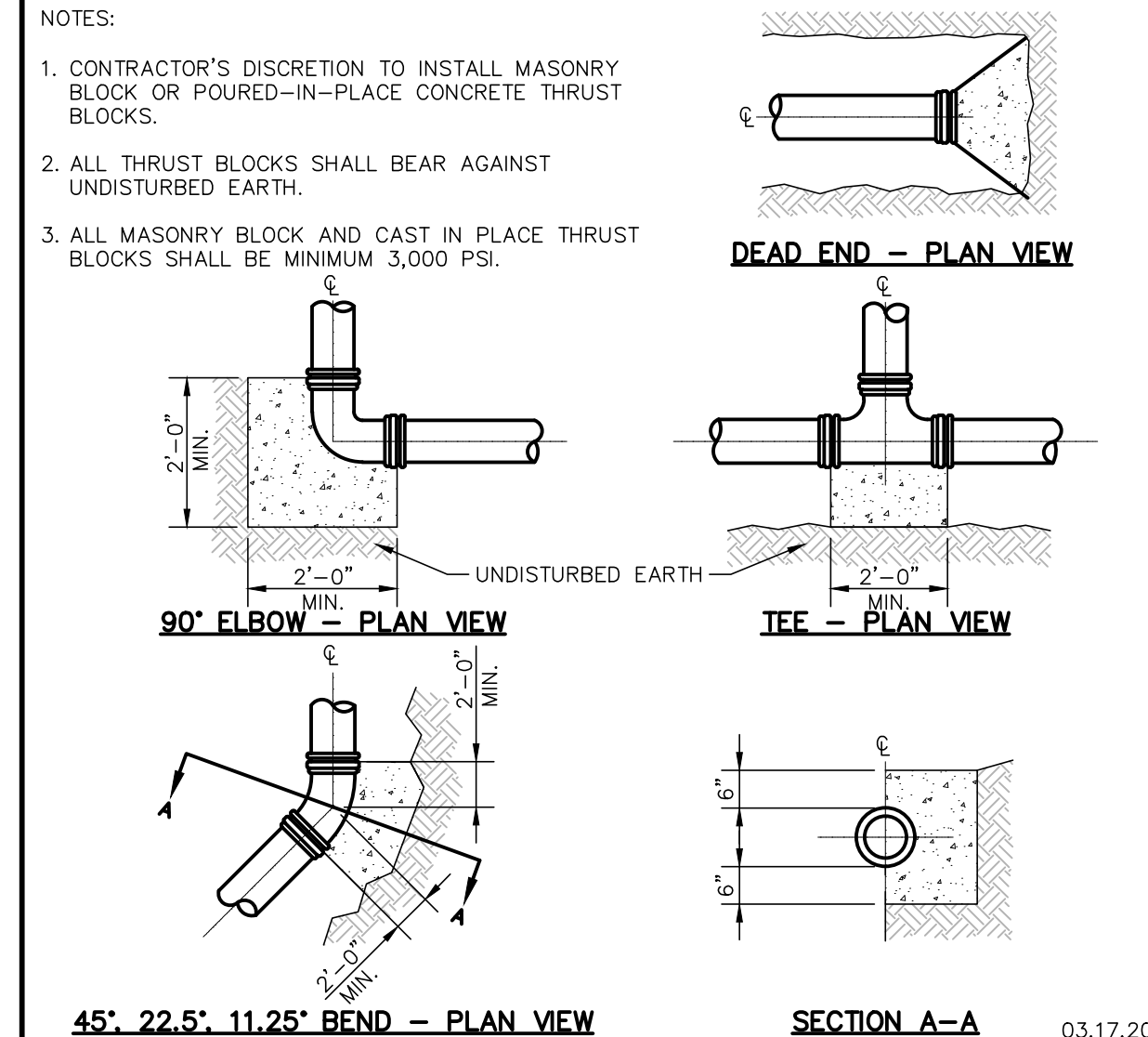
GEWALT HAMILTON ASSOCIATES, INC. WATER MAIN TRENCH DETAIL

GEWALT HAMILTON ASSOCIATES, INC. WATER SERVICE

GEWALT HAMILTON ASSOCIATES, INC. FIRE HYDRANT

GEWALT HAMILTON ASSOCIATES, INC. SOLID SLEEVE CONNECTION TO EXISTING WATER MAIN

GEWALT HAMILTON ASSOCIATES, INC. PIPE CASING FOR WATER MAIN SEPARATION REQUIREMENTS



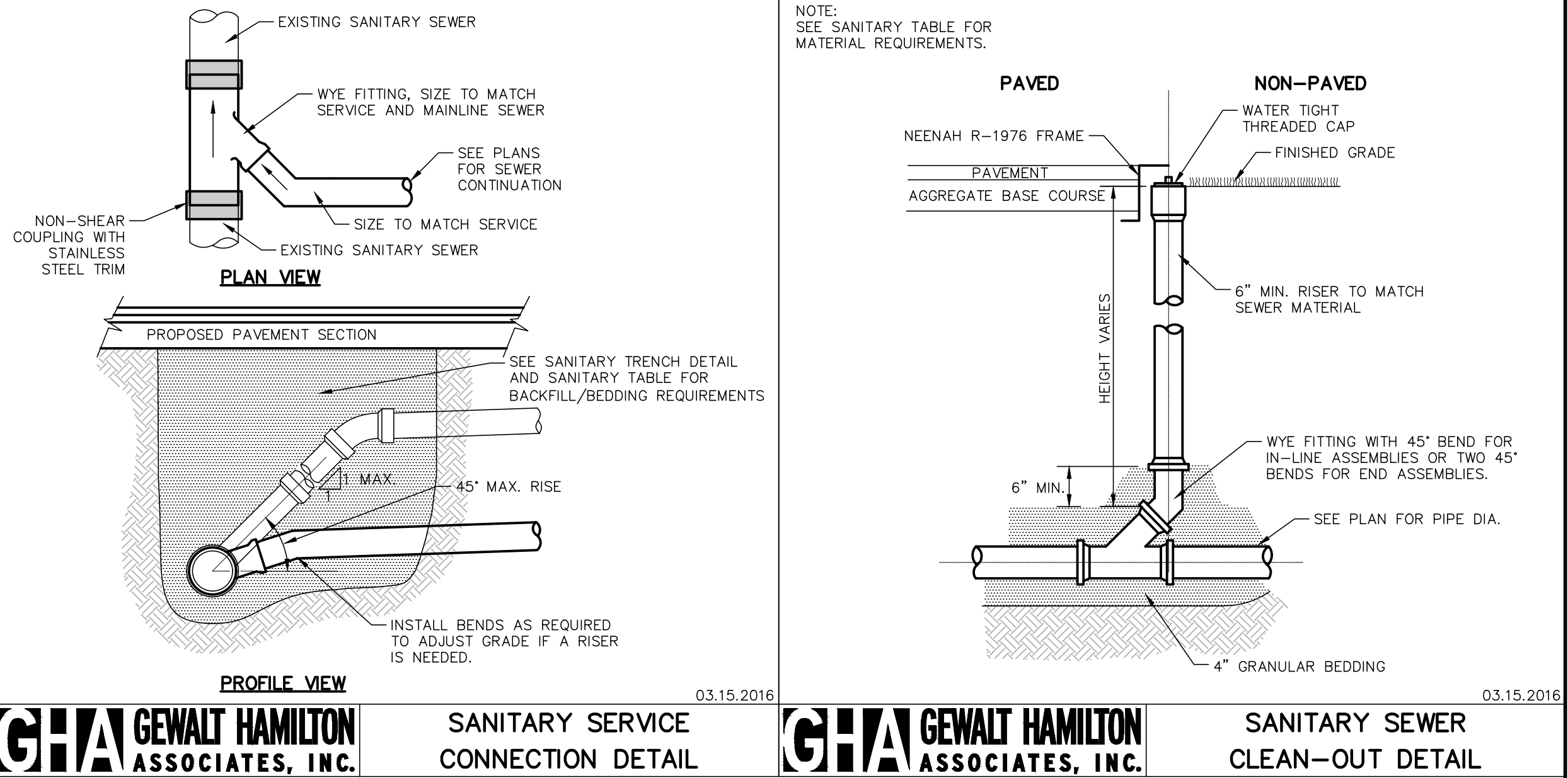
GEWALT HAMILTON ASSOCIATES, INC. THRUST BLOCKING

GEWALT HAMILTON ASSOCIATES, INC. SANITARY TRENCH DETAIL

GEWALT HAMILTON ASSOCIATES, INC. WATER SERVICE IN DRIVEWAY DETAIL

GEWALT HAMILTON ASSOCIATES, INC. SANITARY MANHOLE

GEWALT HAMILTON ASSOCIATES, INC. SANITARY OR COMBINED SEWER PIPE CONNECTION TO EXISTING STRUCTURE DETAIL



GEWALT HAMILTON ASSOCIATES, INC.
625 Forest Edge Drive ■ Vernon Hills, IL. 60061
TEL 847.478.9700 ■ FAX 847.478.9701

COPYRIGHT NOTICE
This drawing is the property of Gewalt-Hamilton Assoc., Inc. and is not to be used for any purpose other than the specific project and site named herein, and cannot be reproduced in any manner without the express written permission from Gewalt-Hamilton Associates, Inc.

DETAILS
2024 WHITE PINE STREET AND UTILITY PROJECT
VILLAGE OF BUFFALO GROVE
BUFFALO GROVE, ILLINOIS 60089

NO.	BY	DATE	REVISION
1	SHY	11.10.2023	ADDENDUM 01

GEWALT HAMILTON ASSOCIATES, INC. SANITARY SERVICE CONNECTION DETAIL

NO.	BY	DATE	REVISION

GEWALT HAMILTON ASSOCIATES, INC. SANITARY SEWER CLEAN-OUT DETAIL

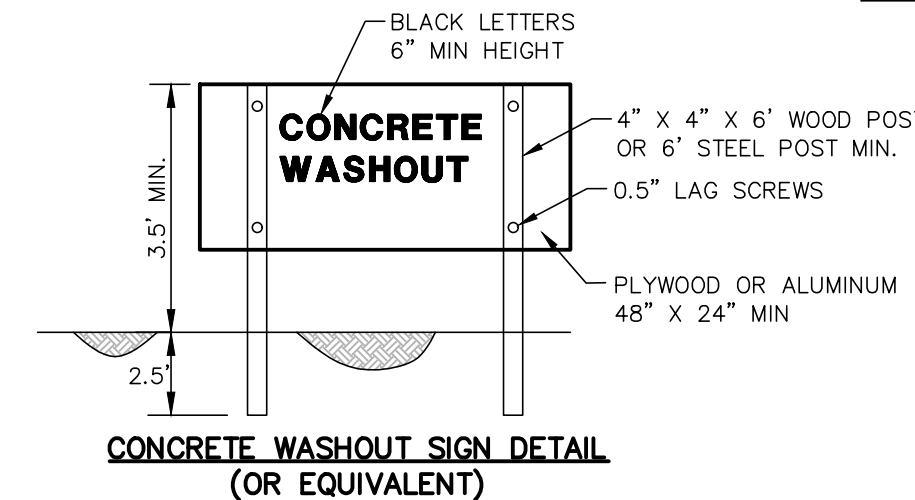
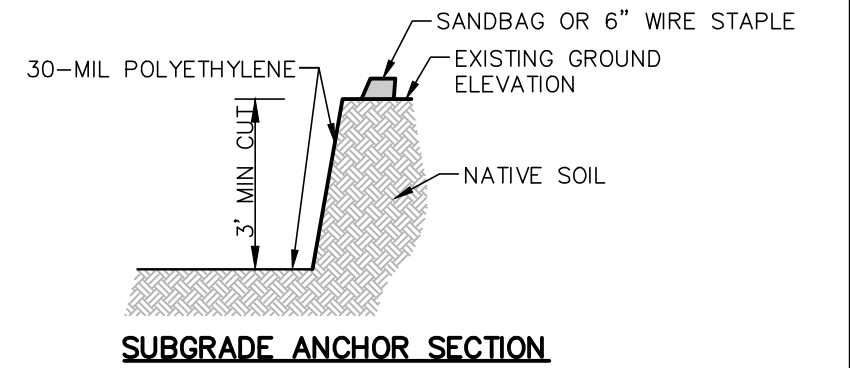
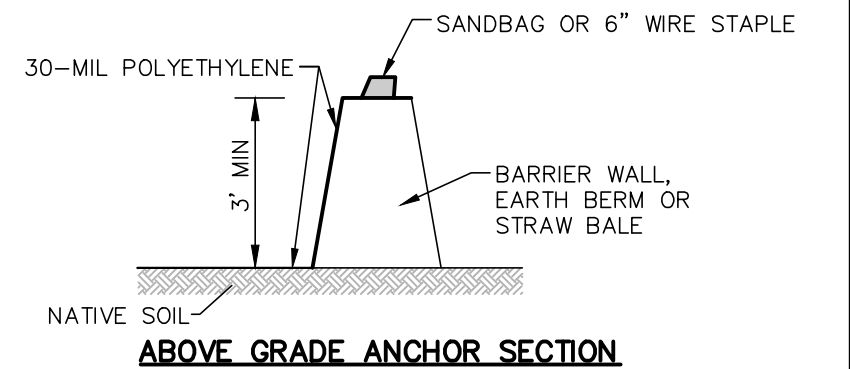
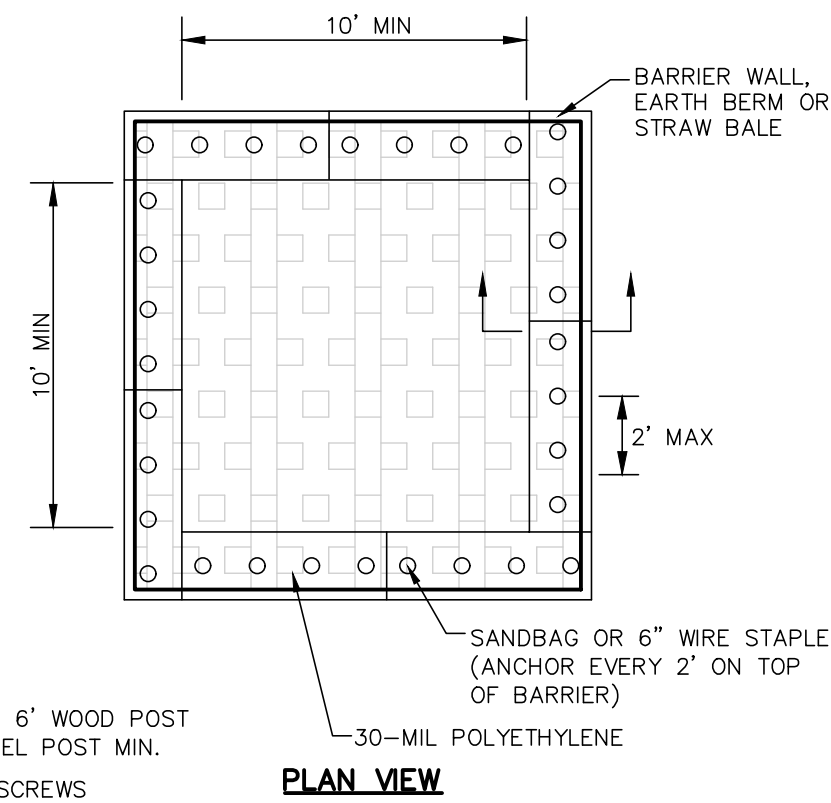
FILE:	4798.072-DT.dwg
DRAWN BY:	KRM
DATE:	11.02.2023
CHECKED BY:	PCL
DATE:	11.02.2023
SCALE:	N.T.S.

SHEET NUMBER: **17**
OF 19 SHEETS

B:\2024\2024_BUFFALO GROVE\2024_072-DT.dwg 11/9/2023 10:41 PM

NOTES:

1. ACTUAL LAYOUT DETERMINED IN FIELD.
2. THE CONCRETE WASHOUT SIGN SHALL BE INSTALLED WITHIN 30 FT. OF THE TEMPORARY CONCRETE WASHOUT FACILITY.
3. CONCRETE WASHOUT SHOULD NOT BE ALLOWED IN STREET OR TO REACH A STORM WATER DRAINAGE SYSTEM OR WATERCOURSE.
4. CONCRETE WASHOUT AREA TO BE LOCATED AT LEAST 10' BEHIND CURB IF ADJACENT TO A PAVED ROAD.
5. IF USING STRAW BALES, STAKE IN PLACE USING (2) 2"x2"x4" WOODEN STAKES.
6. STRAW BALES SHALL BE TRENCHED IN 3".
7. CONCRETE WASHOUT DUMPSTER MAY BE USED IN LIEU OF CONSTRUCTION ONE AS DETAILED.



- MAINTENANCE:
1. DRIED CONCRETE WASTE SHALL BE PICKED UP AND DISPOSED OF PROPERLY WHEN 75% OF CAPACITY IS REACHED.
 2. HARDENED CONCRETE CAN BE PROPERLY RECYCLED AND REUSED ONSITE OR HAULED OFF-SITE TO AN APPROPRIATE FACILITY.

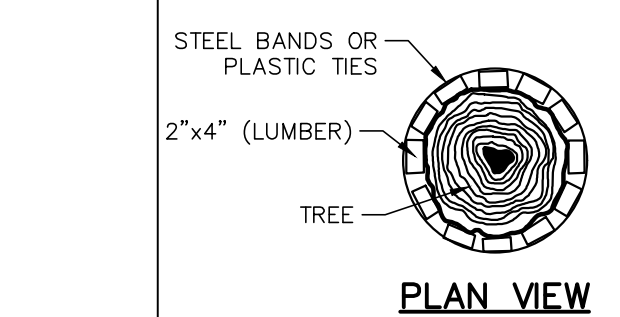
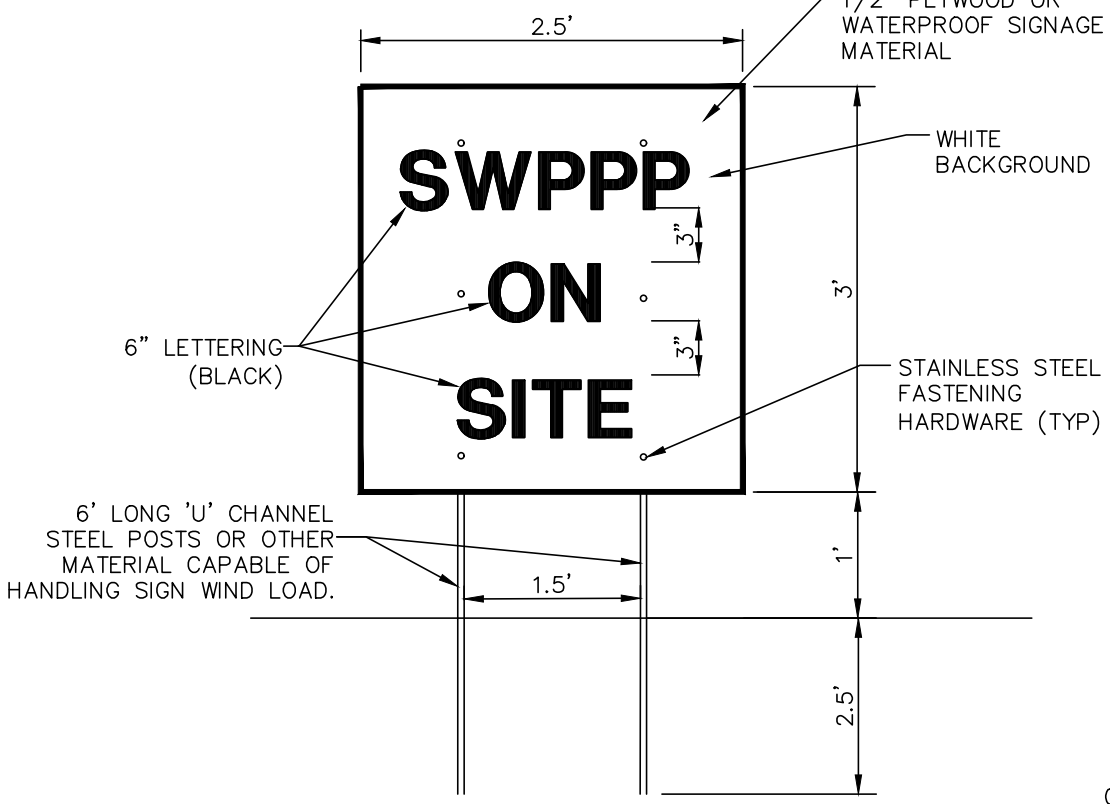
03.15.2016



CONCRETE WASHOUT

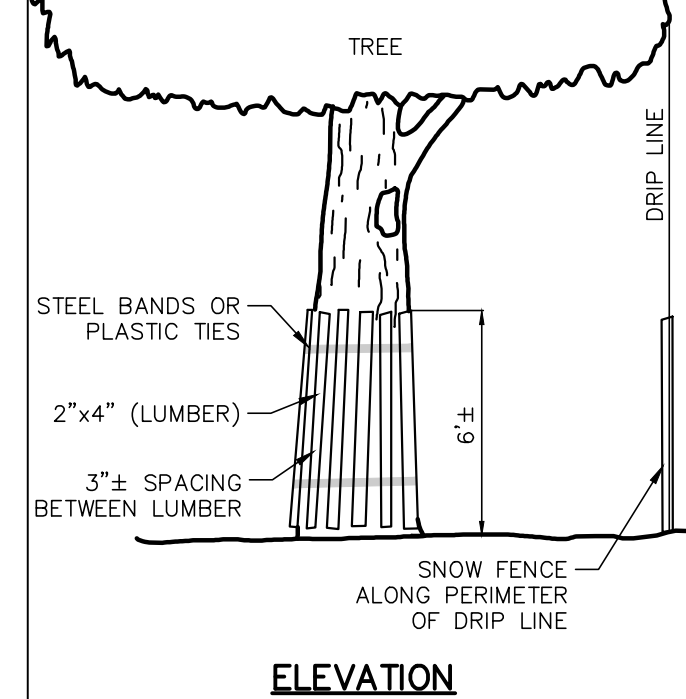
NOTES:

1. WORDING IS TO BE PLACED ON WATERPROOF MATERIAL OR ENCLOSED WITHIN A WATERPROOF ENCASEMENT.
2. THE SIGN SHALL BE FASTENED TO THE POSTS AT A MINIMUM OF SIX (6) LOCATIONS WITH STAINLESS STEEL HARDWARE.
3. THE SIGN SHALL BE POSTED AT THE MAIN ENTRANCE TO THE CONSTRUCTION SITE. IF THE ENTRANCE LOCATION IS RELOCATED, THE SWPPP SIGNAGE SHALL ALSO BE RELOCATED.



NOTE:

1. EXISTING VEGETATION WHICH IS TO REMAIN IN PLACE SHALL BE PROTECTED AGAINST UNNECESSARY CUTTING, BREAKING OR SKINNING OF ROOTS, SKINNING AND BRUISING OF BARK, SMOTHERING BY STOCKPILING OF CONSTRUCTION MATERIALS OR EXCAVATED MATERIALS WITHIN THE DRIP LINE, EXCESS FOOT OR VEHICULAR TRAFFIC OR PARKING OF VEHICLES WITHIN THE DRIP LINE.
2. ALL TREES TO REMAIN SHALL BE PROTECTED WITH A SNOW FENCE INSTALLED AROUND THE PERIMETER OF THE TREES DRIP LINE. ANY CONSTRUCTION INSIDE THE DRIP LINE OF THE TREE REQUIRES ROOT PRUNING PRIOR TO THE EXCAVATION.
3. EXISTING VEGETATION WHICH IS TO REMAIN IN PLACE SHALL BE WATERED AS REQUIRED TO MAINTAIN ITS HEALTH DURING THE COURSE OF CONSTRUCTION OPERATIONS.
4. PROTECTION SHALL BE PROVIDED FOR ROOTS OVER 1.5" IN DIAMETER WHICH ARE CUT DURING CONSTRUCTION OPERATION. WHENEVER SUCH A ROOT IS CUT, THE CUT FACES SHALL BE COATED WITH AN EMULSIFIED ASPHALT OR OTHER ACCEPTABLE COATING SPECIALLY FORMULATED FOR HORTICULTURAL USE ON DAMAGED OR CUT PLANT TISSUES. ALL EXPOSED ROOTS SHALL BE TEMPORARILY COVERED WITH WET BURLAP TO PREVENT THE ROOTS FROM DRYING OUT. EXPOSED ROOTS SHALL BE PROVIDED WITH EARTH COVER AS SOON AS POSSIBLE.
5. VEGETATION THAT BECOMES DAMAGED BY CONSTRUCTION OPERATIONS SHALL BE REPAIRED OR REPLACED IN A MANNER ACCEPTABLE TO THE VILLAGE.
6. DAMAGED TREES SHALL BE REPAIRED BY A QUALIFIED TREE SURGEON. DAMAGED TREES WHICH CANNOT BE REPAIRED AND RESTORED TO FULL GROWTH STATUS, AS DETERMINED BY THE TREE SURGEON, SHALL BE REPLACED.



03.15.2016

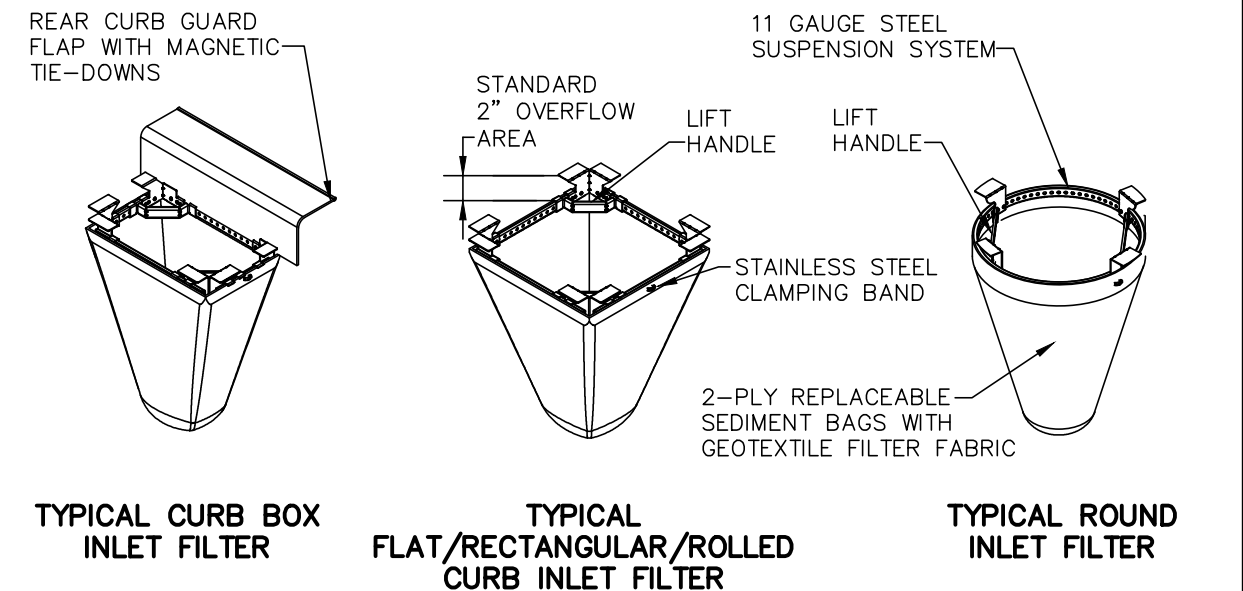
02.05.2020



SWPPP SIGNAGE



TREE PROTECTION DETAIL



Material Property	Test Method	Value (min. ave.)
> Inner Filter Bag Specs (2ft ² min vol)		Non-Woven Woven Mono
Grab Tensile	ASTM D 4632	100 lbs 200 lbs
Puncture Strength	ASTM D 4833	65 lbs 90 lbs
Trapezoidal Tear	ASTM D 4355	45 lbs 75 lbs
LUV Resistance	ASTM D 4355	70% at 500 hrs 90%
App Open Size (AOS)	ASTM D 4751	70 sieve (.425 mm) 40 sieve (.425 mm)
Permittivity	ASTM D 4491	2.0/sec 2.1/sec
Water Flow Rate	ASTM D 4491	145 gpm/sqft 145gpm/sqft
> Polyester Outer Reinforcement Bag Specifications		
Weight	ASTM D 3776	4.55 oz/sqyd +/-15%
Thickness	ASTM D 1777	.040 +/- .005
> Frame Construction		
A36 Structural Steel:		Tensile Strength > 58,000 psi Yield Strength > 36,000 psi
11 Gauge, Zinc Plated	ASTM A 576	

- MAINTENANCE:
1. CLEAN OUT AFTER EVERY RAIN EVENT
- ACCEPTABLE MANUFACTURER'S AS LISTED BELOW:
1. INLET & PIPE PROTECTION, INC. Naperville, IL 60564 847 722-0690
 2. MARATHON MATERIALS, INC. Plainfield, IL 60544 800-983-9493

03.15.2016



INLET FILTER BASKET DETAIL

GEWALT HAMILTON ASSOCIATES, INC.
 625 Forest Edge Drive ■ Vernon Hills, IL. 60061
 TEL 847.478.9700 ■ FAX 847.478.9701

COPYRIGHT NOTICE
 This drawing is the property of Gewalt-Hamilton Assoc., Inc. and is not to be used for any purpose other than the specific project and site named herein, and cannot be reproduced in any manner without the express written permission from Gewalt-Hamilton Associates, Inc.

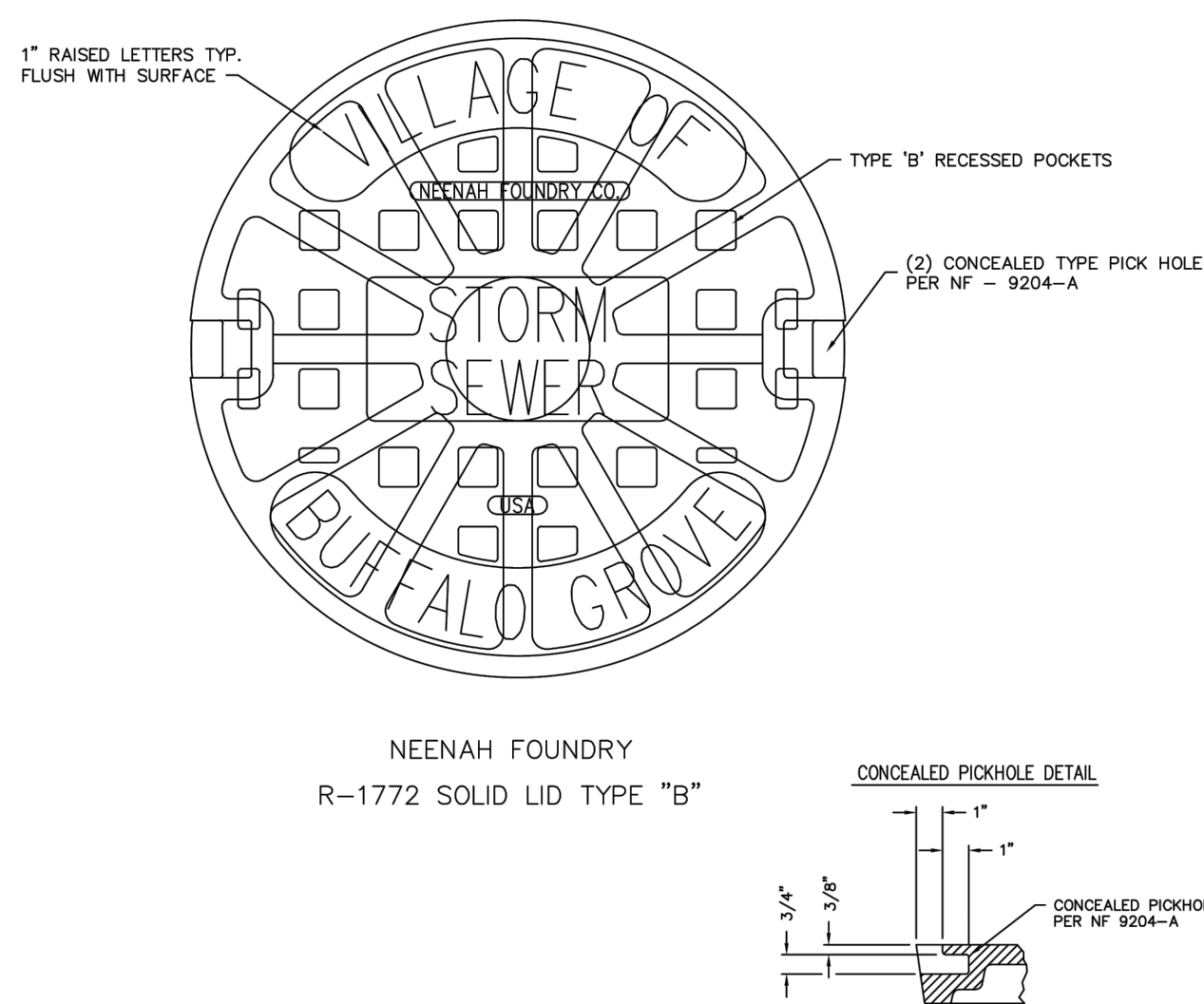
DETAILS
2024 WHITE PINE STREET AND UTILITY PROJECT
VILLAGE OF BUFFALO GROVE
BUFFALO GROVE, ILLINOIS 60089

NO.	BY	DATE	REVISION	NO.	BY	DATE	REVISION
1	SHY	11.10.2023	ADDENDUM 01				

FILE:	4798.072-DT.dwg	SHEET NUMBER:	18
DRAWN BY:	KRM	GHA PROJECT #:	4798.072
DATE:	11.02.2023		
CHECKED BY:	PCL	SCALE:	N.T.S.
DATE:	11.02.2023		OF 19 SHEETS

03.15.2016 BUFFALO GROVE UTILITY PROJECT WHITE PINE WATER & STREET IMPROVEMENTS 4798.072-11.DWG - 11/9/2023 8:41 PM

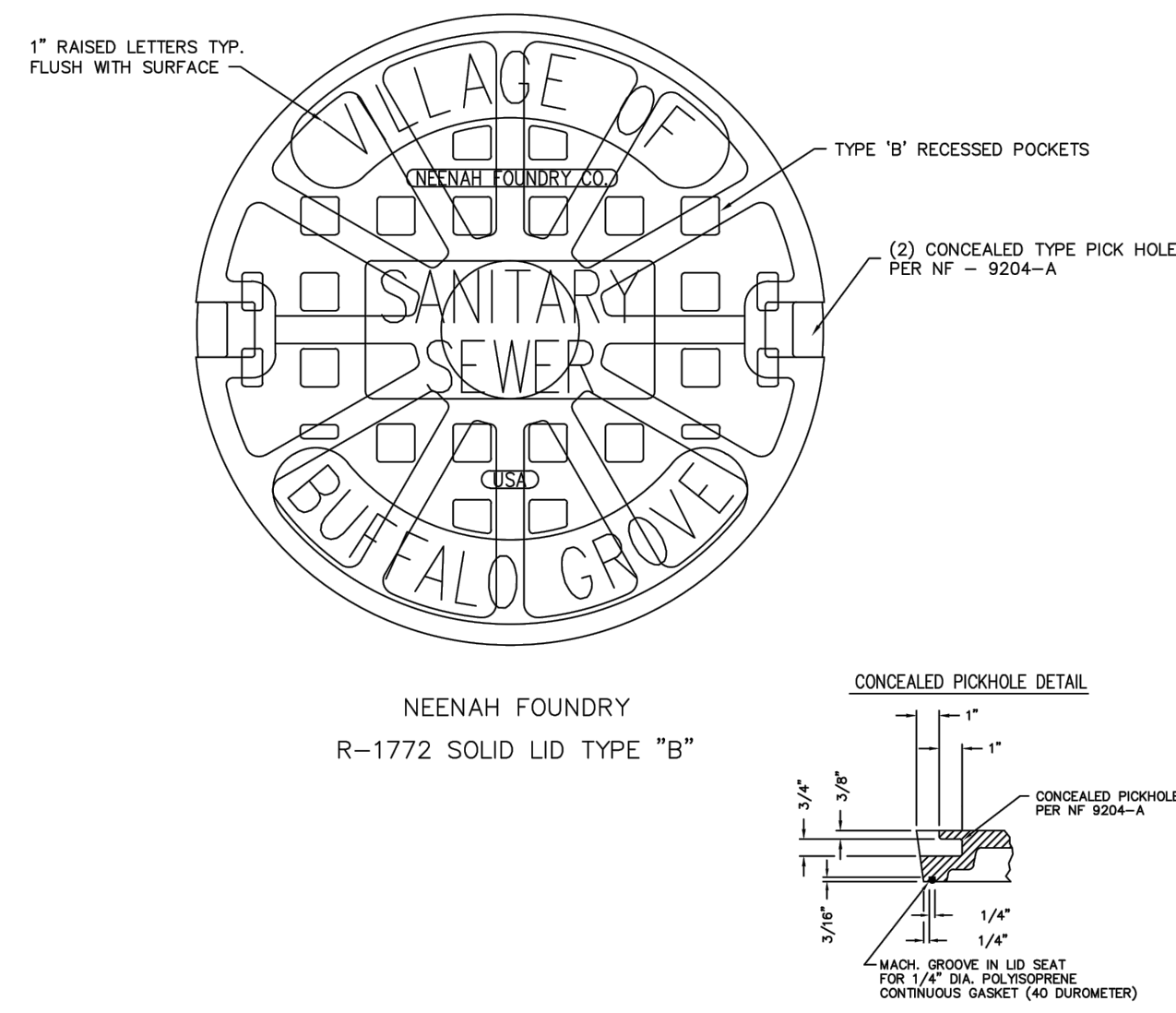
EXHIBIT NO. 201



STORM SEWER MANHOLE LID
DETAIL

Prepared by the Village Engineering Division

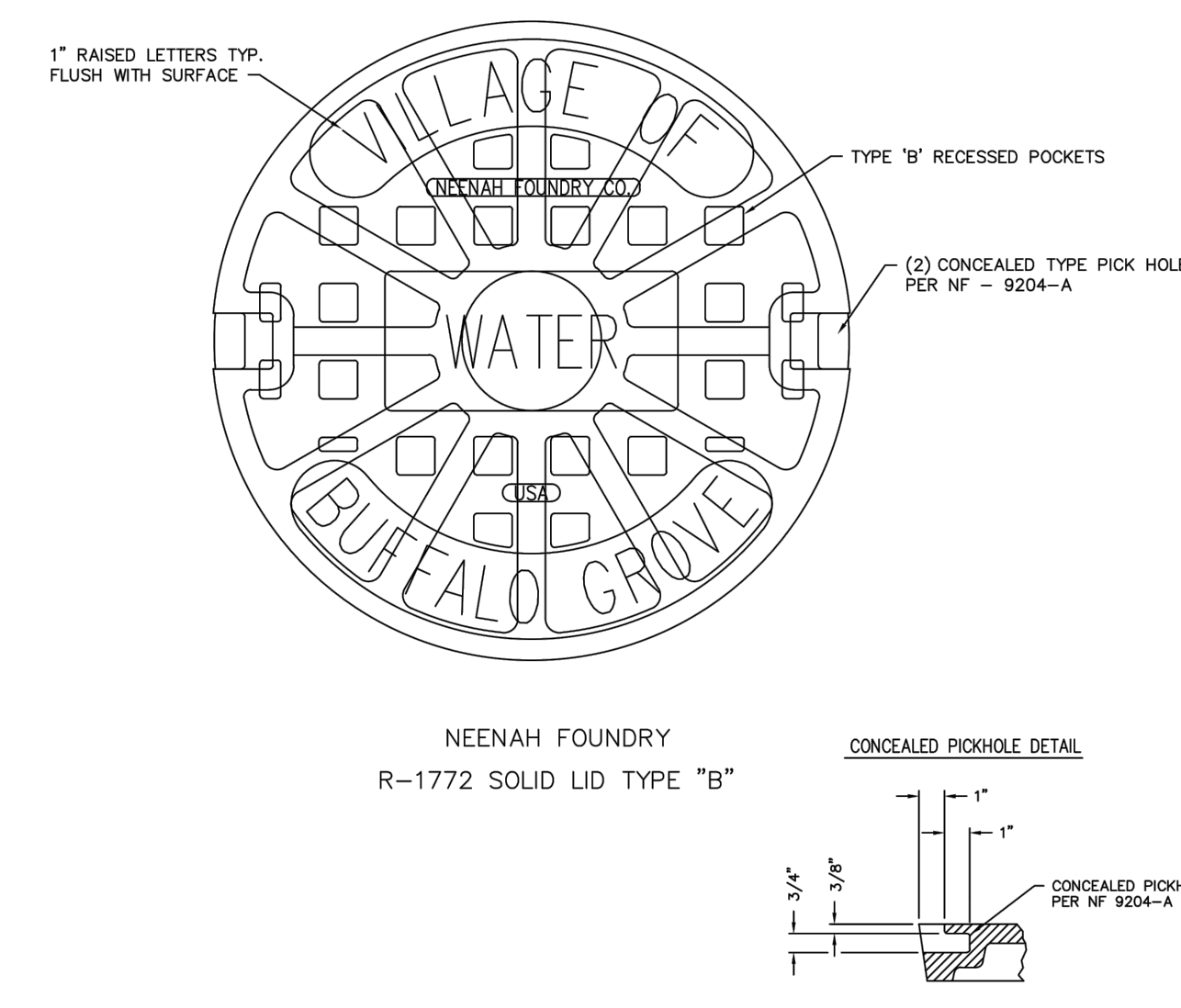
EXHIBIT NO. 301



SANITARY SEWER MANHOLE LID
DETAIL

Prepared by the Village Engineering Division

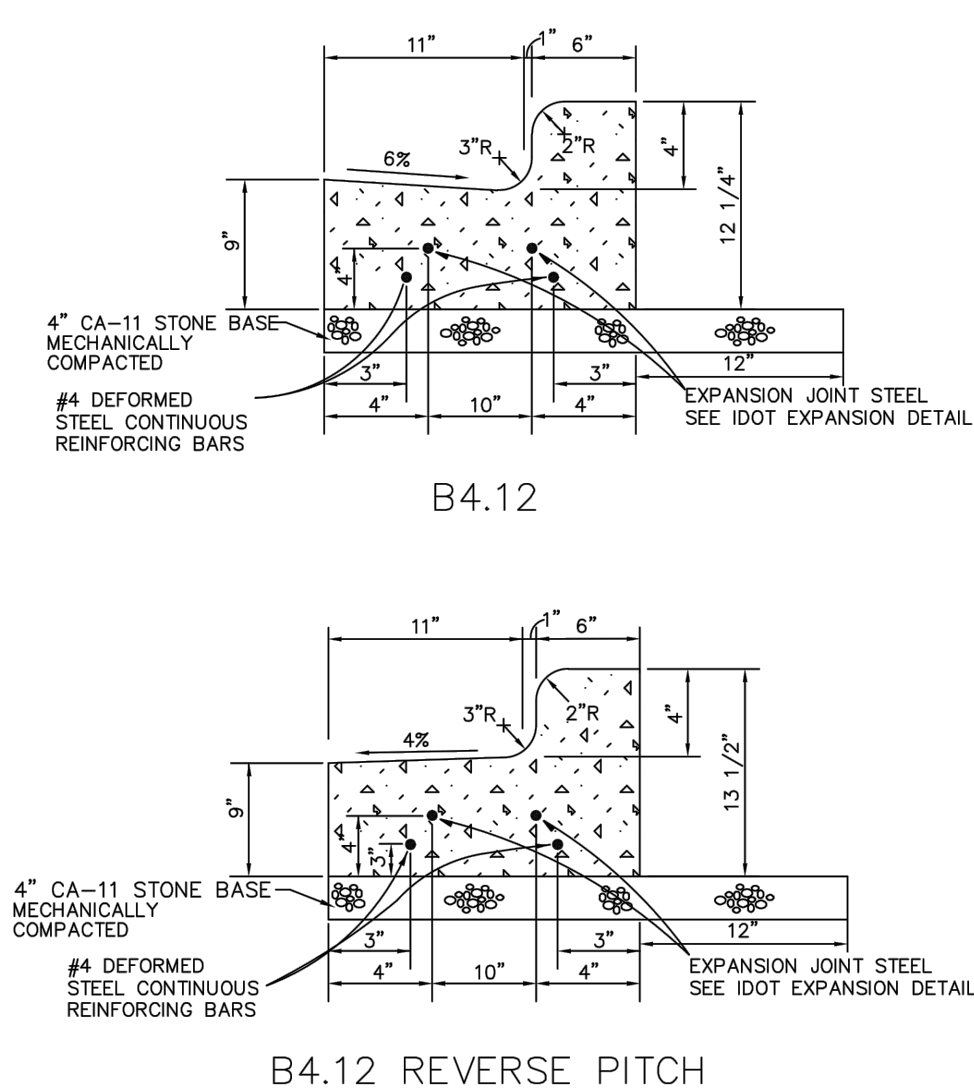
EXHIBIT NO. 401



VALVE VAULT LID DETAIL

Prepared by the Village Engineering Division

EXHIBIT NO. 501

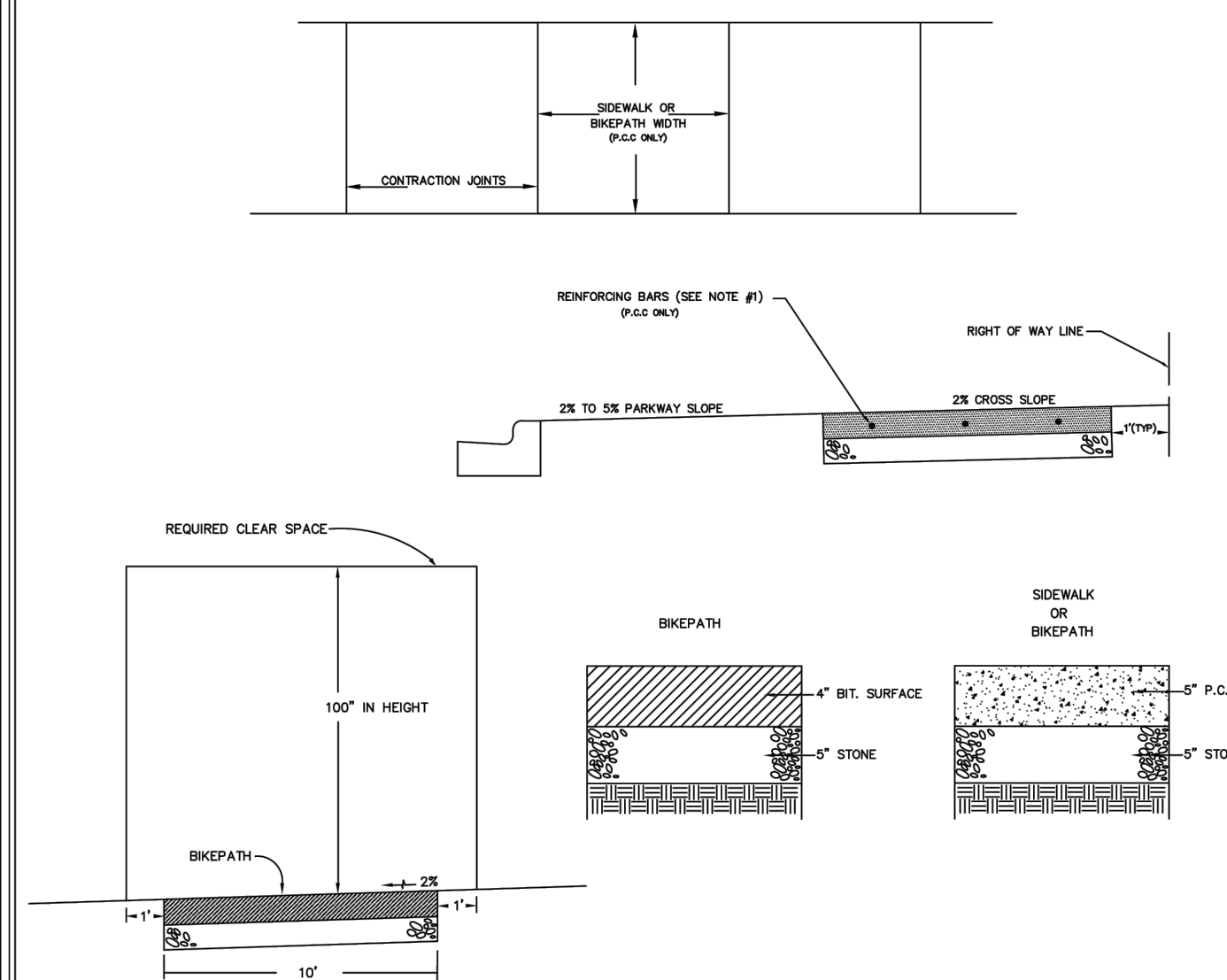


B4.12 CURB AND GUTTER DETAIL

- NOTE:
1. SET EXPANSION JOINTS AT ALL P.C.'S, P.T.'S, FIVE FEET ON EITHER SIDE OF ANY FRAMES, AND AT 45' MAX. INTERVALS.
 2. CONTRACTION JOINTS SHALL BE TOOLED AT 15' INTERVALS AND SAW CUT WITHIN 24 HOURS.
 3. JOINTS SHALL BE CLEANED AND SEALED ACCORDING TO ARTICLE 420.12.
 4. CURING COMPOUND REQUIRED.
 5. IDOT APPROVED CURBS ALSO PERMITTED.

Prepared by the Village Engineering Division

EXHIBIT NO. 502

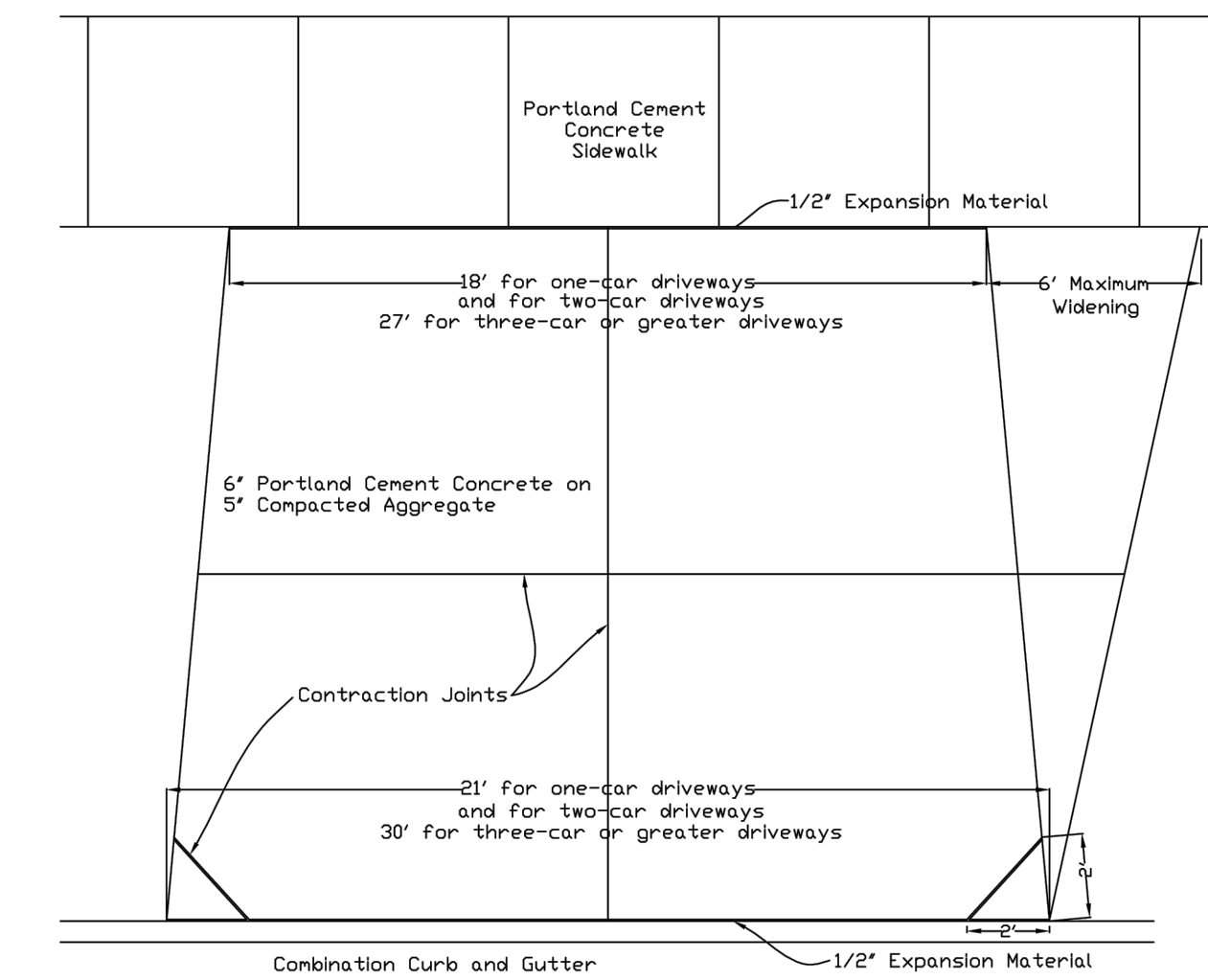


BIKEPATH & SIDEWALK DETAIL

- NOTE:
1. AT ALL TRENCH CROSSINGS, 3 - 10' X 3/4" REINFORCING BARS SHALL BE PLACED EQUALLY SPACED AND CENTERED OVER THE TRENCH.
 2. CONCRETE THICKNESS SHALL BE 6" AT ALL DRIVEWAYS AND TRENCH CROSSINGS.
 3. SET 3/4" EXPANSION JOINTS AT 50' MAX. SPACING INTERVALS.
 4. SIDEWALK WIDTH AS SHOWN ON PLANS.
 5. CURB RAMPS SHALL COMPLY WITH LATEST ACCESSIBILITY STANDARDS.

Prepared by the Village Engineering Division

EXHIBIT NO. 503



DRIVEWAY APRON DETAIL

- NOTE:
1. Contraction joint depth shall be 1-1/4" minimum.
 2. Contraction joint shall divide the apron into slabs approximately square with no side longer than 15'.
 3. Minimum apron width is 10' at the sidewalk.

Prepared by the Village Engineering Division

Finance Department
Fifty Raupp Blvd.
Buffalo Grove, IL 60089-2198
Phone 847-459-2500
Fax 847-459-7906

White Pine Street & Utility Project Addendum #3

TO: Prospective Respondents and Other Interested Parties

FROM: The Village of Buffalo Grove Finance Department

ISSUE DATE: November 10, 2023

SUBJECT: ADDENDUM #3

Note: This Addendum is hereby declared a part of the original bid and contract documents and in case of conflict, the provisions in the following Addendum shall govern.

The following changes and clarifications shall be made to the Bid Documents for the White Pine Street & Utility Project

Q1. Will IDOT 60/40 concrete asphalt blended recycled CA-6 be allowed for the subbase and aggregate base course material?

A1. Yes, as long as it's coming from the same source per street.

Q2. Is Recycled CA-11 acceptable for trench backfill and bedding of the pipes other than underdrain?

A2. No

Q3. Is Trench backfill paid for separately for the Watermain and Sanitary main line pipe?


A3. Yes

Q4. Would a Maintenance bond be allowed in lieu of the specified letter of credit that is called out to be posted at the end of the projects?

A4. No

PROSPECTIVE RESPONDENTS ARE TO ACKNOWLEDGE RECEIPT OF ADDENDUM #3. AND SHALL INCLUDE AND NOTE THIS ADDENDUM IN YOUR RESPONSE.

RESPONDENT: Michael Patti, Joel Kennedy Constructing Corp

SIGNED:  DATE: 11/14/2023

TITLE : Project Manager / Estimator

Finance Department
Fifty Raupp Blvd.
Buffalo Grove, IL 60089-2198
Phone 847-459-2500
Fax 847-459-7906

White Pine Street & Utility Project Addendum #4

TO: Prospective Respondents and Other Interested Parties
FROM: The Village of Buffalo Grove Finance Department
ISSUE DATE: November 13, 2023
SUBJECT: ADDENDUM #4

Note: This Addendum is hereby declared a part of the original bid and contract documents and in case of conflict, the provisions in the following Addendum shall govern.

The following changes and clarifications shall be made to the Bid Documents for the White Pine Street & Utility Project

Q1. Bid Opening Time Change.

A1. White Pine Street & Utility Project Bid Opening time will be 10:30 AM.

Q2. Please confirm or deny that trench backfill is paid for when installing storm or sanitary sewer replacements.

A2. Trench backfill will be paid for separately.

Q3. Will trench backfill be paid for water service pipe installation? The plans suggest these are open cut?

A3. The Contractor has the option of installing service lines via open-cut or trenchless methods. Trench backfill within the roadway or curb line is included in the cost of WATER SERVICE, TYPE K COPPER, however, trench backfill under sidewalks or driveways will be paid for separately. (See Special Provision 'Water Service, Type K Copper).

Q4. Who does the tree trimming?

A4. The Villag of Buffalo Grove has completed the trimming as part of its routine program.

Q5. Please confirm the Village will be okay with daytime "local road only" closure to through traffic, then opened up off work hours.

A5. Generally, this is permitted, however the contractor must present a daily traffic plan and still permit local traffic through the site. The resident engineer can permit or deny the arrangement at any time based upon the contractor’s ability to work with the public.

Q6. I see the pavement removal (mostly) will be thicker than the asphalt replacement. What is the plan to bring the road to subbase prior to binder and how is that paid?


A6. Aggregate Base Course, Type B Varies (See Special Provision).

Q7. If the engineer is doing the layout, can they provide the contract for a price to perform the asbuilt?

A7. Yes, if the Contractor chooses. A negotiated price would be sought out between the two parties directly.

PROSPECTIVE RESPONDENTS ARE TO ACKNOWLEDGE RECEIPT OF
ADDENDUM #4. AND SHALL INCLUDE AND NOTE THIS ADDENDUM IN
YOUR RESPONSE.

RESPONDENT: Michael Patti, Joel Kennedy Constructing Corp

SIGNED:  DATE: 11/14/2023

TITLE : Project Manager / Estimator

Michael Patti, Joel Kennedy Constructing Corp